

APPSTATESPORTS.COM  
App State or app-uh-LATCH-in State

X @APPSTATESPORTS  
X @APPSTATE\_FB

f @APPSTATESPORTS  
f @APPSTATEFOOTBALL

IG @APPSTATESPORTS  
IG @APPSTATE\_FB

#GOAPP  
#BEATCOASTAL

2016, 2017, 2018, 2019 SUN BELT CHAMPS | 2015, 2016 CAMELLIA BOWL CHAMPS | 2017 DOLLAR GENERAL BOWL CHAMPS | 2018, 2019 NEW ORLEANS BOWL CHAMPS  
2020 MYRTLE BEACH BOWL CHAMPS | 2023 CURE BOWL CHAMPS | 2005, 2006, 2007 NATIONAL CHAMPS | 12-TIME SOCON CHAMPS | 6-TIME NORTH STATE CHAMPS



Matt Barrie, Play-By-Play  
Dan Mullen, Analyst  
Harry Lyles Jr., Sideline

**APPALACHIAN SPORTS NETWORK**



Adam Witten, Play-By-Play  
Brandon Turner, Analyst  
Matt Present, Sideline

**Radio affiliates:** FLAGSHIP 97.3 FM (North Wilkesboro), 1060 AM/97.3 FM, & 1030 AM/99.1 FM (Charlotte), 96.3 FM (Greensboro), 96.3 FM (Winston-Salem), 1350 AM/96.1 FM (Asheville), 790 AM/93.7 FM (Johnson City), 1450 AM/107.7 FM (Hendersonville), 1250 AM/103.9 FM (Marion)

Listen on **The Varsity Network** app, online at [appstatesports.com](http://appstatesports.com) or on **SiriusXM** (977 on app)



App State  
**MOUNTAINEERS**  
(4-4, 2-3 Sun Belt)

**Coach: Shawn Clark**  
Career: 39-22/5th full year  
At App State: Same

## GAME 9

**Date:** Thursday, Nov. 7

**Time:** 8 p.m.

**TV:** ESPN

**Location:** Conway, S.C.

**Stadium:** Brooks Stadium

**App State's FBS record:** 99-39 (since 2014)

**Series:** App State leads 7-3 (4-3 FBS)

**Last year in Boone:** L, 27-24 (10/10/23)

**Record in Conway:** 1-2 (23-7 win in 2018)

**Last time in Conway:** L, 35-28 (11/3/22)

**2020 in Conway:** L, 34-23 (11/21/20)



Coastal Carolina  
**CHANTICLEERS**  
(4-4, 1-3 Sun Belt)





**Coach: Tim Beck**  
Career: 12-9/2nd year  
At Coastal: Same

## APP STATE COACHING STAFF

**On the sideline:**

|                         |                           |
|-------------------------|---------------------------|
| Shawn Clark, Head coach | Eric McDaniel, DL         |
| Scot Sloan, DC/Safeties | Lance Ware, TEs           |
| Mike Cummings, OL       | Rod West, Pass Coord./CBs |
| Lawrence Dawsey, WRs    |                           |
| Brian Haines, RBs/SPT   | <b>In the booth:</b>      |
| AJ Howard, OLBs/Stars   | Travis Cunningham, ILBs   |
|                         | Frank Ponce, OC/QBs       |

## APP STATE'S STATISTICAL LEADERS

|  |   |
|--|---|
|  <b>PASSING</b><br>Joey Aguilar   #4   Sr.   Antioch, Calif.<br>2024: 170-for-301 passing, 2,270 yards, 18 TDs, 2 rush TDs   |  <b>RUSHING</b><br>Ahmani Marshall   #3   5YR Sr.   Winston-Salem, N.C.<br>2024: 73 carries, 354 yards, 3 TDs, 2 100-yard games |
|  <b>RECEIVING</b><br>Kaedin Robinson   #2   6YR R-Sr.   Asheville, N.C.<br>2024: 48 catches, 764 yards, 95.5 yards per game |  <b>DEFENSE</b><br>Santana Hopper   #29   R-So.   Shelby, N.C.<br>2024: 19 tackles, 4.0 sacks, 2 forced fumbles, 6.0 TFLs      |

|  |  |   |
|--|--|---|
|  | <b>ETSU</b><br>BOONE, N.C.                     | <b>Saturday, Aug. 31</b><br>W, 38-10<br>ESPN+   |
|  | <b>at #22 Clemson</b><br>Clemson, S.C.         | <b>Saturday, Sept. 7</b><br>L, 66-20<br>ACCN    |
|  | <b>at East Carolina</b><br>Greenville, N.C.    | <b>Saturday, Sept. 14</b><br>W, 21-19<br>ESPN   |
|  | <b>SOUTH ALABAMA*</b><br>BOONE, N.C.           | <b>Thursday, Sept. 19</b><br>L, 48-14<br>ESPN   |
|  | <b>LIBERTY</b><br>BOONE, N.C.                  | <b>Saturday, Sept. 28</b><br>Canceled<br>ESPN+  |
|  | <b>at Marshall*</b><br>Huntington, W.Va.       | <b>Saturday, Oct. 5</b><br>L, 52-37<br>ESPN+    |
|  | <b>at Louisiana*</b><br>Lafayette, La.         | <b>Saturday, Oct. 12</b><br>L, 34-24<br>ESPN+   |
|  | <b>GEORGIA STATE*</b><br>BOONE, N.C.           | <b>Saturday, Oct. 26</b><br>W, 33-26<br>ESPN+   |
|  | <b>OLD DOMINION*</b><br>BOONE, N.C.            | <b>Saturday, Nov. 2</b><br>W, 28-20<br>ESPN+    |
|  | <b>at Coastal Carolina*</b><br>Conway, S.C.    | <b>Thursday, Nov. 7</b><br>8 p.m.<br>ESPN       |
|  | <b>JMU</b><br>BOONE, N.C.                      | <b>Saturday, Nov. 23</b><br>TBA<br>TBA          |
|  | <b>at Georgia Southern*</b><br>Statesboro, Ga. | <b>Saturday, Nov. 30</b><br>TBA<br>TBA          |
|  | <b>SBC Championship</b><br>East champ vs. West | <b>Saturday, Dec. 7</b><br>7:30 p.m. ET<br>ESPN |

## TOP STORYLINES

- With back-to-back home wins against Sun Belt East Division foes in the first two games at Kidd Brewer Stadium since the arrival of Hurricane Helene on Sept. 27, App State looks for its 100th win as an FBS program when it travels to face another East Division foe in Coastal Carolina.
- A week before a 28-20 win vs. ODU, App State's 33-26 win vs. Georgia State on Oct. 26 was the first game in Boone in 37 days — and first Saturday game there since the Aug. 31 opener. After playing a Thursday home game vs. South Alabama on Sept. 19, days of nonstop rain before the storm and Helene's subsequent impact led to the cancellation of the Sept. 28 home game vs. Liberty. The Mountaineers played back-to-back road games before having a bye on Oct. 19.
- On Oct. 17, App State announced that the final three home games in Boone would be played as originally scheduled. The university reopened Oct. 11 and resumed classes Oct. 16.
- In recent weeks, the volunteer efforts among coaches, staff members and players from coach **Shawn Clark's** program have included unpacking and organizing donated goods at a local church and loading supplies/generators onto helicopters from a humanitarian aid organization.
- App State's defense had four takeaways (three fumble recoveries, plus a last minute interception of a fourth-down pass) and five sacks in the win vs. ODU, which also committed a turnover on downs in its own territory thanks to a fourth-and-1 stop. The Monarchs totaled 498 yards of offense but kicked two 25-yard field goals inside the 10 and had only 24 rushing yards on 14 attempts after halftime. Defensive linemen **Joshua Donald**, **Michael Fletcher** and **Shawn Collins** combined for 4.5 sacks, 5.5 tackles for loss and two forced fumbles.
- App State had a different leading rusher in five straight games, with **Kanye Roberts** gaining 148 yards at Louisiana and **Ahmani Marshall** posting 115 vs. Georgia State, before Marshall made it back-to-back 100-yard games with 120 yards on a career-high 23 carries vs. ODU.
- Averaging 283.8 passing yards per game (No. 13 in FBS, No. 3 among G5 programs) with 18 TD passes this season, QB **Joey Aguilar** is the nation's only returning FBS QB who had 33-plus TD passes and 3,700-plus passing yards in 2023. His 15 TD passes to either tie a game or give his team a lead led the country in 2023, and he has six more of those TD passes in 2024.
- App State has one of the top QB/WR combos in the country, as **Kaedin Robinson** ranks 10th nationally and 1st in the Sun Belt at 95.5 receiving yards per game. After tying for the Sun Belt lead last year with 10 TD receptions while catching 67 passes for 905 yards, he has been App State's receiving yardage leader in all eight games in 2024. That includes three 100-yard games.

**HURRICANE HELENE INFO****Updates on Friday, Nov. 1**

— As of Friday, FEMA had given nearly \$8.6 million to Watauga County residents.

— As of Friday, FEMA agents had registered almost 4,000 eligible households for assistance.

— FEMA had 5 Disaster Survivor Assistance agents in the High Country by Oct. 2 and requested 3 more, which were sent a few days later. Watauga County was one of the first counties with DSA agents on the ground.

— FEMA also worked with the Emergency Manager for App State to ensure all affected students from the storm were registered and received the aid they needed.

— The 27th Engineer Battalion out of Fort Liberty near Fayetteville has been deployed and been working to restore many private roads and bridges.

— Blue Ridge Energy restored all power and is working on permanent fixes for temporary patches. There were 28,000 power outages in Watauga County at the height of the storm.

— More than 80 percent of roads in Watauga County were reported as impacted by local emergency management officials immediately following the storm.

**DOT info — Western NC****Numbers as of Oct. 17:**

— There were more than 2,000 DOT employees responding. That included 1,400 working in Western NC (230 transfers), another 375 from the Central Units and 70 from Kentucky

— There have been more than 900 pieces of heavy equipment, dump trucks, backhoes, loaders and graders in the affected areas

— With steady progress being made, crews and contractors had reopened 728 roads and restored partial access to 102 roads.

— Opened 43 roads during the most recent week in that span

— 533 road closures remained in the system, including 83 primary routes

— 7,119 damaged sites had been identified, including 644 bridge sites and 684 culverts. Expectations are that at least 115 bridges will require replacement

**App State Announces Return to Games at Kidd Brewer Stadium**

BOONE, N.C. — App State announced on Oct. 17 that it would host Georgia State for its Oct. 26 football game, as scheduled, with a 1 p.m. kickoff at Kidd Brewer Stadium.

Each of App State's final three home football games of the season will be played at Kidd Brewer Stadium on their originally scheduled dates of Oct. 26, Nov. 2 and Nov. 23.

The 33-26 victory on Oct. 26 was the Mountaineers' first home football game since the High Country community and western North Carolina region were impacted by the effects of Hurricane Helene in late September.

The university reopened after Hurricane Helene on Oct. 11 and resumed classes on Oct. 16. During that time, the App State Disaster Relief Fund was created, and more than \$2 million has been distributed to members of the university community who are facing hardships because of Helene.

"We're working to thoughtfully, responsibly and respectfully bring university events back to Boone that are supported by students, faculty and staff, as well as a passionate base of alumni and others who love Appalachian State University and Western North Carolina," Interim Chancellor Heather Norris said in the Oct. 17 release. "We're committed to ensuring that the university continues to support and sustain our community in meaningful and lasting ways.

"We worked together with the Town and County to respond to the immediate needs of our community during and after Hurricane Helene, and we are committed to sustaining this partnership as we continue to move forward with recovery efforts and build a sense of hope for the future to our broader community."

"App State Football is an important part of the culture and economy of our university community, the High Country, and the western North Carolina region," Director of Athletics Doug Gillin said. "We are thankful to university, town and county leadership, and are committed to provide a safe and responsible return to home competition. We hope this event will further rally our community and help support all those who are recovering."

**Ways to support the local community:**

— Support local businesses by visiting their High Country locations or purchasing gift cards and gift certificates.

— Fans who do not plan to use their tickets for the remaining games can return them back to the App State Ticket Office. The ticket office will reissue tickets to those who have assisted with recovery efforts in the community. Per policy, tickets cannot be refunded.

**Additional considerations to support recovery efforts in the High Country:**

— Fans should consider carpooling to the game to reduce road traffic.

— Take advantage of AppalCart or ride-share if you are able to do so.

— Be mindful that the Town and County curfew may still be in place.

— Consider purchasing your tailgate supplies from local businesses.

— Please throw away trash in the proper receptacles before you leave,

**STRATEGIC COMMUNICATIONS**



**JOEY JONES**  
Sr. Associate Athletics Director  
Primary Football Contact  
Email: jonesj7@appstate.edu  
Cell phone: 828-964-7183



**BRET STRELOW**  
Assistant A.D. for Strat. Comm.  
Secondary Football Contact  
Email: strelowb@appstate.edu  
Cell phone: 828-963-3069

**KATHERINE JAMTGAARD**  
Email: jamtgaardka@appstate.edu

**JACOB PLECKER**  
Email: pleckerjw@appstate.edu

**MATT PRESENT**  
Email: presentm@appstate.edu

**LAYNE MCNARY**  
Email: mcnaryl@appstate.edu

**Mailing Address**  
App State Strategic Communications  
425 Jack Branch Drive  
Boone, NC 28608

**APP STATE MEDIA SCHEDULE — COASTAL CAROLINA WEEK**

| SUNDAY                            | MONDAY   | TUESDAY                           | WEDNESDAY                         | THURSDAY   | FRIDAY                            |
|-----------------------------------|--|-----------------------------------|-----------------------------------|------------|-----------------------------------|
| • Practice closed (No interviews) | • Sun Belt teleconference for Coach Clark at 11:30 a.m.<br><br>• Morning press conference with Coach Clark at 11:45 a.m.<br><br>• Practice open (Select interviews after practice) | • Practice closed (No interviews) | • Practice closed (No interviews) | • Game Day | • Practice closed (No interviews) |

**WHEN REFERENCING APP STATE, PLEASE USE:**

- App State
- Appalachian State University
- Mountaineers
- Pronunciation: app-uh-LATCH-in

**PLEASE DO NOT USE:**

- ASU
- Appy State
- Appy
- AppState
- App. State
- Pronunciation: app-uh-LAY-chin

**APP STATE OFFICIAL MARKS**



**MEDIA POLICIES/INFORMATION**

During a standard week with a Saturday game, App State will have Monday, Tuesday and Wednesday media availabilities.

Head coach Shawn Clark's appearances on the weekly Sun Belt coaches Zoom sessions are Mondays from 11:30 a.m. ET until approximately 11:37 a.m.

After his appearance on the Sun Belt Zoom session, Clark will be available for an interview with in-person media members. He will be followed by interviews with select student-athletes (contingent on their availability). Media members interested in participating should contact Joey or Bret by the end of the day Sunday to receive further information for that week's interviews.

During standard weeks, Tuesday and Wednesday practices will be open to approved media members.

If you plan to attend one or both open practices, communicate those plans and submit specific interview requests to Joey or Bret by 9 a.m. on Tuesday (for Tuesday's practice) and 9 a.m. on Wednesday (for Wednesday's practice). If you have more than one person from your organization planning to attend, the name of each attendee needs to be shared in advance.

Practices are closed to the public.

Media attending practice are forbidden from reporting (e.g. tweeting, blogging, etc.) on anything until after the post-practice interviews have been conducted. This includes media who leave practice early.

No videos or photos can be taken during practice without prior permission from the App State strategic communications office.

**WEEKLY SUN BELT ZOOM SESSIONS**

- 11:30 a.m. – Shawn Clark, App State
- 11:37 a.m. – Tim Beck, Coastal Carolina
- 11:44 a.m. – Bob Chesney, James Madison
- 11:51 a.m. – GJ Kinne, Texas State
- 11:58 a.m. – Clay Helton, Georgia Southern
- 12:05 p.m. – Bryant Vincent,, ULM
- 12:12 p.m. – Gerad Parker, Troy
- 12:19 p.m. – Michael Desormeaux, Louisiana
- 12:26 p.m. – Will Hall, Southern Miss
- 12:33 p.m. – Dell McGee, Georgia State
- 12:40 p.m. – Butch Jones, Arkansas State
- 12:47 p.m. – Ricky Rahne, Old Dominion
- 12:54 p.m. – Charles Huff, Marshall
- 1:01 p.m. – Major Applewhite, South Alabama

• To participate, contact Joey Jones or Bret Strelow for information on how to access the Zoom link.

**HOME GAME CREDENTIALS/MEDIA**

Requests will be made on a game-by-game basis and can be accessed by filling out the form at [www.appstatesports.com/2024FBCredentials](http://www.appstatesports.com/2024FBCredentials)

App State Strategic Communications reserves the right to deny any request for a credential. The number of requests, coupled with the amount of press box and sideline space available to media members, will factor into credential approvals for each game.

Parking is not guaranteed with a credential, but App State Strategic Communications will do its best to provide at least one game day parking spot for each credentialed media outlet.

Head coach Shawn Clark and select players will be made available for a postgame press conference on the third floor of the north end zone facility. Media members can attend by entering the front/street-side entrance of the north end zone facility and taking the elevator to the team room on the third floor.

On game days, please communicate with the visiting team's communications staff on the second row of the press box for info on their interview procedures.

**MOST WINS SINCE 2014 (FBS DEBUT)**

|                      |                     |
|----------------------|---------------------|
| 1. Alabama           | 133-16 (.893)       |
| 2. Clemson           | 125-22 (.850)       |
| 3. Ohio State        | 122-16 (.884)       |
| 4. Georgia           | 121-23 (.840)       |
| 5. Oklahoma          | 107-33 (.764)       |
| 6. Notre Dame        | 102-34 (.750)       |
| 7. Boise State       | 101-35 (.743)       |
| T8. Michigan         | 99-36 (.733)        |
| T8. Oregon           | 99-38 (.723)        |
| <b>T8. App State</b> | <b>99-39 (.717)</b> |

**MOST WINS SINCE 2014 (G5)**

|                     |                     |
|---------------------|---------------------|
| 1. Boise State      | 101-35 (.743)       |
| <b>2. App State</b> | <b>99-39 (.717)</b> |
| 3. Memphis          | 95-43 (.688)        |

**MOST WINS SINCE 2015 (FULL FBS)**

|                     |                     |
|---------------------|---------------------|
| 1. Alabama          | 121-14 (.896)       |
| 2. Clemson          | 115-19 (.858)       |
| 3. Georgia          | 111-20 (.847)       |
| 4. Ohio State       | 108-15 (.878)       |
| 5. Oklahoma         | 99-28 (.780)        |
| T6. Michigan        | 94-29 (.764)        |
| T6. Notre Dame      | 94-29 (.764)        |
| <b>8. App State</b> | <b>92-34 (.730)</b> |

**MOST WINS SINCE 2015 (G5)**

|                     |                     |
|---------------------|---------------------|
| <b>1. App State</b> | <b>92-34 (.730)</b> |
| 2. Boise State      | 89-33 (.730)        |
| 3. Memphis          | 85-40 (.680)        |

**BEST LEAGUE WIN% (FBS SINCE 2014)**

|                                |                     |
|--------------------------------|---------------------|
| 1. Ohio State (Big Ten)        | 86-8 (.915)         |
| 2. Alabama (SEC)               | 85-11 (.885)        |
| 3. Clemson (ACC)               | 82-12 (.872)        |
| 4. Boise State (MWC)           | 72-16 (.818)        |
| 5. Georgia (SEC)               | 75-20 (.790)        |
| 6. Oklahoma (Big 12)           | 74-24 (.755)        |
| <b>7. App State (Sun Belt)</b> | <b>67-22 (.753)</b> |

**MOST ROAD WINS SINCE 2014**

|                      |           |
|----------------------|-----------|
| 1. Boise State       | 43        |
| 2. Ohio State        | 42        |
| 3. Clemson           | 39        |
| 4. Alabama           | 38        |
| T5. Georgia          | 37        |
| T5. Louisiana        | 37        |
| <b>T7. App State</b> | <b>36</b> |
| T7. Oklahoma         | 36        |

**WINS BY SBC TEAMS SINCE 2020**

|                     |                     |
|---------------------|---------------------|
| 1. Coastal Carolina | 43-16 (.729)        |
| 2. Louisiana        | 42-17 (.712)        |
| <b>3. App State</b> | <b>38-22 (.633)</b> |
| 4. Troy             | 35-25 (.583)        |

**DEFENSIVE INTS SINCE 2015**

|                     |            |
|---------------------|------------|
| 1. Iowa             | 154        |
| 2. San Diego State  | 147        |
| T3. Clemson         | 143        |
| T3. Alabama         | 143        |
| <b>5. App State</b> | <b>142</b> |

**MORE STORYLINES**

- App State is 98-34 since starting 1-5 in its 2014 FBS debut. The only teams with more wins than the Mountaineers' 99 since their transition are Alabama (133), Clemson (125), Ohio State (122), Georgia (121), Oklahoma (107), Notre Dame (102) and Boise State (101).
- Under head coach **Shawn Clark**, App State is 19-1 when winning the turnover battle. The Mountaineers had lost the turnover battle in six straight games, going 2-4 in that stretch, before winning the turnover battle for the first time in 2024 against ODU.
- In July, Kidd Brewer Stadium was listed at No. 23 on ESPN's list of top 25 college football stadiums. Sixteen of the top 19 crowds in stadium history have occurred since the start of 2022, and all 17 home crowds in that stretch have topped 30,000. App State's four home games in 2024 have drawn 36,232 (ETSU), 34,133 (Thursday game vs. South Alabama), 33,783 (vs. Georgia State) and 34,954 (vs. ODU).
- In May, season tickets sold out for the third straight year for a program that set Sun Belt season attendance records in 2021, 2022 and 2023. The Mountaineers led all FBS schools in percentage of stadium capacity filled (115.8%) last season.
- **Armanti Edwards**, a record-setting QB for App State from 2006-09, is one of 22 members of the 2024 College Football Hall of Fame Class. He was honored last Saturday at halftime with his On-Campus Salute from the National Football Foundation, which will induct him into the Hall of Fame on Dec. 10 in Las Vegas.
- App State, which led the Sun Belt with 14 alums on NFL rosters in 2023, again has a league-high 13 alums on current rosters this season.
- The only FBS programs in the country with four conference championship game appearances in the last six seasons are App State, Alabama, Boise State, Clemson, Georgia, Oregon and Utah. The Mountaineers have won four Sun Belt titles overall, plus division titles in 2021 and 2023.
- Under head coach **Shawn Clark**, App State is one of five G5 programs (and 14 FBS programs) with at least three nine-win seasons since the start of 2020.
- **Shawn Clark** has led the Mountaineers to a win over a ranked opponent in each of the last three years: 30-27 over No. 14 Coastal Carolina in 2021, 17-14 over No. 6 Texas A&M in 2022 and 26-23 (OT) over No. 18 James Madison in 2023. App State is 3-3 in its last six games vs. ranked teams.

• App State was among the programs featured by EA Sports in the promotion of the College Football 25 video game, with WR **Kaedin Robinson** receiving extended exposure as a returner.

• Nine team captains were named for the 2024 season: DE **Kevin Abrams-Verwayne**, QB **Joey Aguilar**, RB **Anderson Castle**, SAF **Jordan Favors**, STAR/SPT **Andre Hamilton**, ILB **Brendan Harrington**, WR **Christan Horn**, WR **Kaedin Robinson** and K **Michael Hughes**.

• App State ranked 33rd nationally by returning 68 percent of its production from 2023. The roster had 34 scholarship newcomers entering 2024, including 15 from the transfer portal.

**OFFENSE**

• QB **Joey Aguilar**, four of the top five running backs and five of the top seven pass-catching targets returned from 2023 for an offense with only one returning starter on the offensive line. The line has helped the running game take strides in the last four games, with App State averaging 174.8 yards on the ground in that stretch after averaging 130.8 in the first four games. The three-best rushing totals of the season have occurred in the last four games, with a season-high 184 yards against ODU.

• RB **Ahmani Marshall** blocked a punt for a safety to open the Georgia State game and then rushed for 115 yards and a touchdown on 18 attempts before adding in a 23-carry, 120-yard performance against ODU. His other 100-yard game as a Mountaineer was a 19-carry, 137-yard, one-TD game vs. ODU at home in 2022, and he had the first two-touchdown game of his career at Marshall.

• RB **Kanye Roberts** scored his first rushing touchdown of the season at Marshall before rushing for a career-high 148 yards on 26 carries (tying a career high) at Louisiana, where he also had a 15-yard TD reception. Last year, he was App State's top rusher five times in the last nine games of a 696-yard season.

• For the first time since 2017, when **Frank Ponce** had a fourth straight year coaching quarterback **Taylor Lamb**, App State opened a season with the same starting quarterback and quarterbacks coach from the previous season. **Zac Thomas** played under Ponce in 2018, then had different coordinators in 2019 and 2020. **Chase Brice** played for different coordinators in 2021 (Ponce for his second stint in Boone) and 2022.

• In addition to his 33 TD passes in 2023, a total that ranked fifth nationally, QB **Joey Aguilar** also set school records of 3,757 passing yards and 4,002 yards of total offense in 2023. Replacing the injured starter in the first half of the 2023 opener, he threw a TD pass on his first FBS play by hitting **Kaedin Robinson** for a 32-yard score. Aguilar then threw an 83-yard TD pass to **Christan Horn** on the second offensive snap (and first pass) of 2024.

**APP STATE-COASTAL CAROLINA SERIES**

| Year | Date           | Site | Result   |
|------|----------------|------|----------|
| 2023 | Oct. 10        | H    | L, 27-24 |
| 2022 | Nov. 3         | A    | L, 35-28 |
| 2021 | Oct. 20        | H    | W, 30-27 |
| 2020 | Nov. 21        | A    | L, 34-23 |
| 2019 | Sept. 28       | H    | W, 56-37 |
| 2018 | Nov. 3         | A    | W, 23-7  |
| 2017 | Oct. 21        | H    | W, 37-29 |
| 2012 | Sept. 29 (FCS) | H    | W, 55-14 |
| 2006 | Nov. 25 (FCS)  | H    | W, 45-28 |
| 2005 | Sept. 17 (FCS) | H    | W, 30-3  |

**2023 RECAP: Coastal 27, App State 24**

BOONE, N.C. — Coastal Carolina's Kade Hensley kicked a 24-yard field goal with no time remaining in a nationally televised Tuesday night game at Kidd Brewer Stadium.

After allowing a touchdown on the game-opening drive and falling behind 14-0 in the first eight minutes, App State (3-3, 1-1) pulled even twice — at 17-all in the third quarter and 24-all in the fourth.

Caden Sullivan's stop for a 1-yard loss on Grayson McCall's fourth-and-2 keeper from the Mountaineers' 14 midway through the fourth quarter gave App State its first possession of the game in which it wasn't facing a deficit. Joey Aguilar completed a pass to Milan Tucker for a 69-yard gain, but Coastal forced a fumble at the end of the long run.

The Chanticleers responded with an 11-play drive, as CJ Beasley slid down short of the end zone on a 21-yard gain in the final minute.

**2022 RECAP: Coastal 35, App State 28**

CONWAY, S.C. — Coastal Carolina survived a furious to a Thursday night game.

Trailing 35-14 early in the fourth, Chase Brice threw a 42-yard TD pass to Tyler Page with 11:02 left and followed a Nick Hampton fumble recovery with a 5-yard touchdown on a quarterback keeper with 3:01 remaining.

Starting the next defensive series with all three timeouts at their disposal, the Mountaineers put Coastal into a third-and-11 scenario from its 24 with 2:53 left. Grayson McCall's 47-yard, over-the-top completion to Jared Brown moved the chains and enabled the Chanticleers to run out the clock.

**2021 RECAP: App State 30, #14 Coastal 27**  
BOONE, N.C. — Chandler Staton's 24-yard field goal as time expired lifted App State to a dramatic win on a Wednesday night.

With the previously unbeaten Chanticleers serving as the highest-ranked FBS team to ever visit The Rock, Malik Williams caught 10 passes for a career-high 206 yards. Chase Brice threw for 347 yards and two touchdowns to help App State overcome an early 14-0 deficit.

- At ECU, **Joey Aguilar** threw for a career-high 424 yards and two TDs, including a 36-yard, go-ahead score to **Makai Jackson** late in the third quarter. His 32 completions and 47 pass attempts were also career highs. The 424 passing yards set a record for a road performance by an App State QB and rank as the third-best total in program history, behind only the 433 yards from **Armanti Edwards** against South Carolina State in a 2008 playoff game and the 427 yards from **Taylor Lamb** against Coastal Carolina in 2017.
- QB **Joey Aguilar** followed a three-TD, four-INT game at Louisiana with 299 passing yards, three touchdowns and no interceptions against Georgia State, then a four-TD, one-INT game vs. ODU.
- **Kaedin Robinson** has led App State in receiving yards in all eight games, with seven games of 75-plus yards and three 100-yard games, including a 121-yard performance with 104 first-half yards against Georgia State. He has caught a pass in 33 consecutive games, which ranks in the top 15 among all FBS players, and moved into ninth place on App State's career receiving yardage list with 2,088 yards.
- WRs **Christan Horn** and **Dalton Stroman** are two big-play threats, with career averages of 17.1 and 18.7 yards per reception, respectively. Stroman has five touchdown catches over the last five games, with two touchdowns against Marshall and one apiece against South Alabama, Georgia State and ODU. He made SportsCenter's Top Plays with a one-handed grab on a 41-yard score at Coastal Carolina in 2022.
- Before adding a TD catch against Georgia State, WR **Makai Jackson** scored in each of the first three games. He scored on a 47-yard end-around in the opener, led the team with an FBS career-high six catches in the loss at Clemson (including a 17-yard TD) and scored the go-ahead TD at ECU during a six-catch, 86-yard performance.
- Tight ends **Max Drag**, **Kanen Hamlett**, **David Larkins** and **Eli Wilson** have all scored touchdowns in the last three games, with Hamlett scoring the first and second touchdowns of his career in the last two games. His go-ahead touchdown in the final three minutes against Georgia State was his second career catch, and Drag's touchdown in the final two minutes against ODU was his first career catch. Hamlett and Drag made their first career starts in a set with two tight ends as Wilson and Larkins were sidelined against ODU.
- App State went 6-for-6 on fourth-down conversions at Marshall and is 8-for-12 this season.

**DEFENSE**

- Two-time team captain **Brendan Harrington** has shown toughness and perseverance since suffering season-ending injuries early in the 2022 season (shoulder injury in the opener vs. UNC) and the 2023 season (knee injury in Week 2 vs. UNC). He has 40 tackles this season (two off the team lead) after making a team-high nine tackles and receiving a game ball from coach **Shawn Clark** against ODU. Harrington, who has started the last three games, made a touchdown-saving tackle on an early 61-yard play and ended that possession by recovering a fumble at the 7.
- **Santana Hopper**, PFF's national defender of the week at ECU after a strong game that included forcing a fumble on a sack, had a hand in three sacks vs. Georgia State (one solo, two half-sacks). He leads the defense with four sacks and six tackles for loss this season.
- OLB **Nate Johnson** (Gaffney, S.C.) and DL **Santana Hopper** were named Freshman All-Americans last season, when Johnson tied for first nationally among true freshmen with 7.5 sacks and Hopper made a late-season surge while contributing 3.5 sacks among his 7.5 tackles for loss.
- OLBs **Thomas Davis** and **Nate Johnson** have split time at the "Dog" position this season. Davis has two sacks among his 3.5 tackles for loss, while Johnson officially contributed to a sack for the first time this season against ODU. He had a first-half sack at ECU erased by a targeting call
- CB **Nick Taylor**, the only App State true freshman to play in a game so far this season, made his first career start vs. Georgia State and saw extensive action against ODU.

**SPECIAL TEAMS**

- All-America kicker **Michael Hughes** was 5-for-5 on field goals this season to extend his streak of consecutive makes to 16 before an injury sidelined him at Marshall, where redshirt freshman **Jackson Moore** converted a 42-yarder on his first career attempt to run the team streak to 17 in a row before a missed kick later in the first half. Moore made a 44-yard field goal at Louisiana and went 1-for-2 with a 33-yard field goal against Georgia State.
- **Ahmani Marshall's** blocked punt to produce a safety for an early 2-0 lead against Georgia State was App State's first blocked punt since 2019 (Demetrius Taylor vs. Coastal Carolina) and App State's first safety since 2022 (when Troy intentionally took one with 20 seconds left while holding a four-point lead to avoid punting from its end zone; App State followed a free kick with a Hail Mary touchdown).
- In 2023, assistant **Brian Haines** had at least one special teams player receive All-America recognition for the third straight year, as **Michael Hughes** and multi-unit coverage stalwart **Jackson Greene** were both honored to join kick returner **Milan Tucker** (2022) and kicker **Chandler Staton** (2021).

# KAEDIN ROBINSON

#2 | 6TH-YEAR R-SR. | WR | 6-2 | 205 | ASHEVILLE, N.C.

- Ranks 10th nationally and 1st in the Sun Belt Conference at 95.5 receiving yards per game
- Team's receiving yardage leader in all eight games in 2024, with six games of 85-plus yards and three 100-yard games
- According to PFF, ranks second in the Sun Belt with eight contested catches in 2024
- App State was featured by EA Sports in the promotion of the College Football 25 video game, with Robinson receiving extended exposure as a returner
- Tied for the Sun Belt lead last year with 10 touchdown receptions while catching 67 passes for 905 yards — the most single-season yards by a Mountaineer in the FBS era
- Has caught a pass in 33 consecutive games (top 15 in FBS)
- With 2,088 career receiving yards in just the 33 games as a Mountaineer, he is No. 9 in program history, 20 yards behind Andrew Peacock's eighth-place total of 2,108



## KAEDIN ROBINSON'S CAREER STATISTICS

| Year          | GP/GS        | Rec        | Yds          | TDs       | Long      | YPC         |
|---------------|--------------|------------|--------------|-----------|-----------|-------------|
| 2021 (UCF)    | 2/0          | 1          | 30           | 1         | 30        | 30.0        |
| 2022 (App)    | 11/5         | 27         | 419          | 2         | 57        | 15.5        |
| 2023 (App)    | 14/14        | 67         | 905          | 10        | 52        | 13.5        |
| 2024 (App)    | 8/8          | 48         | 764          | 1         | 50        | 15.9        |
| <b>Totals</b> | <b>35/27</b> | <b>143</b> | <b>2,118</b> | <b>14</b> | <b>57</b> | <b>14.8</b> |

## ROBINSON GAME-BY-GAME

| 2021 (UCF)      | Rec. | Yards | TD | Long |
|-----------------|------|-------|----|------|
| Bethune-Cookman | 1    | 30    | 1  | 30   |

| 2022                | Rec. | Yards | TD | Long |
|---------------------|------|-------|----|------|
| North Carolina      | 2    | 48    | 1  | 26   |
| at Texas A&M        | 1    | 3     | 0  | 3    |
| Troy                | 4    | 68    | 0  | 42   |
| James Madison       | 5    | 57    | 0  | 19   |
| The Citadel         | 1    | 26    | 0  | 26   |
| at Texas St         | 1    | 10    | 0  | 10   |
| Robert Morris       | 1    | 0     | 0  | 0    |
| at Coastal Carolina | 3    | 56    | 0  | 46   |
| at Marshall         | 1    | 12    | 0  | 12   |
| Old Dominion        | 3    | 90    | 1  | 57   |
| at Georgia Southern | 5    | 49    | 0  | 20   |

| 2023              | Rec. | Yards | TD | Long |
|-------------------|------|-------|----|------|
| Gardner-Webb      | 4    | 64    | 1  | 32   |
| at North Carolina | 2    | 33    | 0  | 20   |
| East Carolina     | 4    | 57    | 1  | 34   |
| at Wyoming        | 3    | 51    | 0  | 23   |
| at ULM            | 10   | 112   | 1  | 19   |
| Coastal Carolina  | 2    | 10    | 0  | 10   |
| at ODU            | 7    | 103   | 1  | 20   |
| Southern Miss     | 1    | 27    | 0  | 27   |
| Marshall          | 4    | 55    | 1  | 24   |
| at Georgia State  | 4    | 29    | 1  | 11   |
| at JMU            | 4    | 68    | 2  | 39   |

|              |   |     |   |    |
|--------------|---|-----|---|----|
| Ga. Southern | 8 | 108 | 2 | 27 |
| at Troy      | 6 | 70  | 0 | 17 |
| Miami (Ohio) | 8 | 118 | 0 | 52 |

| 2024                | Rec. | Yards | TD | Long |
|---------------------|------|-------|----|------|
| ETSU                | 8    | 103   | 0  | 47   |
| at Clemson          | 3    | 58    | 0  | 29   |
| at ECU              | 7    | 129   | 0  | 31   |
| South Alabama       | 6    | 85    | 0  | 49   |
| at Marshall         | 8    | 94    | 0  | 19   |
| at Louisiana        | 7    | 96    | 0  | 22   |
| Georgia State       | 5    | 121   | 0  | 50   |
| Old Dominion        | 4    | 78    | 1  | 46   |
| at Coastal Carolina |      |       |    |      |
| JMU                 |      |       |    |      |
| at Georgia Southern |      |       |    |      |

## APP STATE RECEIVING RECORDS

### CAREER YARDS

|                           |              |                 |                |
|---------------------------|--------------|-----------------|----------------|
| 1. Brian Quick            | 3,418        | 202 rec.        | 2007-11        |
| 2. Thomas Hennigan^       | 3,124        | 242 rec.        | 2017-21        |
| 3. Rick Beasley           | 3,124        | 178 rec.        | 1978-80        |
| 4. DaVon Fowlkes          | 2,960        | 200 rec.        | 2001-04        |
| 5. Malik Williams^        | 2,382        | 190 rec.        | 2017-21        |
| 6. Corey Sutton           | 2,278        | 146 rec.        | 2018-21        |
| 7. Bob Agle               | 2,151        | 146 rec.        | 1965-68        |
| 8. Andrew Peacock         | 2,108        | 208 rec.        | 2010-13        |
| <b>9. Kaedin Robinson</b> | <b>2,088</b> | <b>142 rec.</b> | <b>2022-24</b> |
| 10. Daryl Skinner         | 1,942        | 134 rec.        | 1997-99        |
| 11. CoCo Hillary          | 1,906        | 140 rec.        | 2007-10        |

^ Played 5 full seasons (2020 COVID allowance)

### CAREER TOUCHDOWNS

|                      |    |         |
|----------------------|----|---------|
| 1. Brian Quick       | 31 | 2007-11 |
| 2. Bob Agle          | 25 | 1965-68 |
| 3. Corey Sutton      | 24 | 2018-21 |
| T4. Thomas Hennigan^ | 23 | 2017-21 |

|                             |           |                |
|-----------------------------|-----------|----------------|
| T4. Rick Beasley            | 23        | 1978-80        |
| 6. DaVon Fowlkes            | 22        | 2001-04        |
| T7. Malik Williams^         | 17        | 2017-21        |
| T7. Dexter Jackson          | 17        | 2004-07        |
| T9. Barrett Burns           | 14        | 2013-16        |
| T9. Ben Jordan              | 14        | 2008-11        |
| T9. Daniel Bettis           | 14        | 2002-06        |
| <b>T12. Kaedin Robinson</b> | <b>13</b> | <b>2022-24</b> |
| T12. Simms McElfresh        | 13        | 2012-15        |
| 13. Troy Albea              | 12        | 1999-000       |

^ Played 5 full seasons (2020 COVID allowance)

## SINGLE-SEASON RECEPTIONS

|                           |           |             |
|---------------------------|-----------|-------------|
| 1. DaVon Fowlkes          | 103       | 2004        |
| 2. Matt Cline             | 85        | 2009        |
| 3. Sean Price             | 81        | 2012        |
| 4. Andrew Peacock         | 79        | 2012        |
| 5. Andrew Peacock         | 78        | 2013        |
| 6. Rick Beasley           | 74        | 1979        |
| 7. Brian Quick            | 71        | 2011        |
| 8. Bob Agle               | 68        | 1968        |
| <b>9. Kaedin Robinson</b> | <b>67</b> | <b>2023</b> |

## SINGLE-SEASON YARDS

|                            |                |                |             |
|----------------------------|----------------|----------------|-------------|
| 1. DaVon Fowlkes           | 1,618 yds      | 103 rec.       | 2004        |
| 2. Rick Beasley            | 1,205 yds      | 74 rec.        | 1979        |
| 3. Sean Price              | 1,196 yds      | 81 rec.        | 2012        |
| 4. William Mayfield        | 1,129 yds      | 64 rec.        | 2006        |
| 5. Brian Quick             | 1,096 yds      | 71 rec.        | 2011        |
| 6. Bob Agle                | 1,084 yds      | 68 rec.        | 1968        |
| 7. Brian Quick             | 982 yds        | 61 rec.        | 2009        |
| 8. Matt Cline              | 981 yds        | 85 rec.        | 2009        |
| 9. Rick Beasley            | 971 yds        | 60 rec.        | 1978        |
| 10. Rick Beasley           | 948 yds        | 44 rec.        | 1980        |
| 11. Tony Washington        | 939 yds        | 64 rec.        | 2013        |
| <b>12. Kaedin Robinson</b> | <b>905 yds</b> | <b>67 rec.</b> | <b>2023</b> |

# JOEY AGUILAR

#4 | SR. | QB | 6-3 | 220 | ANTIOCH, CALIF.

- Nation's only returning quarterback who had 33-plus TD passes and 3,700-plus passing yards in 2023
- Sun Belt's Preseason Offensive Player of the Year after being the Sun Belt Newcomer of the Year and Cure Bowl MVP in 2023
- Completed 32 of 47 passes for 424 yards – all career highs – with two TDS at ECU to record the third-most passing yards in a game in school history (and most ever in a road game)
- His 15 touchdown passes to either tie a game or give his team a lead in 2023 led the country — and has six more in 2024
- In 2023, set App State single-season records for passing yards (3,757), passing touchdowns (33), total offense (4,002), completions (293), pass attempts (460) and 200-yard passing games (13)
- The only FBS QBs who entered the 2023 bowl season with more TD passes were LSU's Jayden Daniels and Oregon's Bo Nix
- Threw TDs on his first pass attempts of 2023 (32 yards in relief of injured starter) and 2024 (83 yards to Christian Horn)



## JOEY AGUILAR'S CAREER STATISTICS

| Year          | GP/GS        | Cmp        | Att        | INT       | YDS          | TD        | YPG          |
|---------------|--------------|------------|------------|-----------|--------------|-----------|--------------|
| 2023          | 14/13        | 293        | 460        | 10        | 3,757        | 33        | 268.4        |
| 2024          | 8/8          | 170        | 301        | 10        | 2,270        | 18        | 283.8        |
| <b>Totals</b> | <b>22/21</b> | <b>463</b> | <b>761</b> | <b>20</b> | <b>6,027</b> | <b>51</b> | <b>274.0</b> |

## AGUILAR GAME-BY-GAME

| 2023             | Cmp | Att | INT | Yards | TD | Long |
|------------------|-----|-----|-----|-------|----|------|
| Gardner-Webb     | 11  | 13  | 0   | 174   | 4  | 43   |
| at UNC           | 22  | 43  | 1   | 275   | 2  | 34   |
| East Carolina    | 17  | 29  | 1   | 241   | 3  | 35   |
| at Wyoming       | 22  | 40  | 1   | 200   | 0  | 23   |
| at ULM           | 27  | 39  | 2   | 335   | 3  | 52   |
| Coastal Carolina | 18  | 31  | 0   | 305   | 2  | 69   |
| at ODU           | 22  | 31  | 0   | 252   | 2  | 28   |
| Southern Miss    | 23  | 33  | 1   | 391   | 4  | 57   |
| Marshall         | 20  | 27  | 0   | 229   | 3  | 29   |
| at Georgia State | 14  | 21  | 1   | 255   | 3  | 77   |
| at JMU           | 28  | 46  | 1   | 318   | 3  | 39   |
| Ga. Southern     | 23  | 36  | 1   | 296   | 4  | 41   |
| at Troy (SBC)    | 28  | 39  | 0   | 275   | 0  | 40   |
| Miami (Ohio)     | 18  | 32  | 1   | 211   | 0  | 52   |

| 2024            | Cmp | Att | INT | Yards | TD | Long |
|-----------------|-----|-----|-----|-------|----|------|
| ETSU            | 22  | 36  | 0   | 326   | 2  | 83   |
| at Clemson      | 18  | 41  | 0   | 214   | 1  | 29   |
| ECU             | 32  | 47  | 2   | 424   | 2  | 49   |
| South Alabama   | 21  | 40  | 1   | 266   | 1  | 49   |
| at Marshall     | 26  | 44  | 2   | 293   | 2  | 27   |
| at Louisiana    | 20  | 42  | 4   | 236   | 3  | 26   |
| Georgia State   | 18  | 27  | 0   | 299   | 3  | 50   |
| ODU             | 13  | 24  | 1   | 212   | 4  | 46   |
| at Coastal      |     |     |     |       |    |      |
| JMU             |     |     |     |       |    |      |
| at Ga. Southern |     |     |     |       |    |      |

## QB/OC CONNECTION

For the first time since 2017, App State will have the same starting quarterback and offensive coordinator/quarterbacks coach from the previous season.

| Year | QB           | QB Coach         |
|------|--------------|------------------|
| 2014 | Taylor Lamb  | Frank Ponce      |
| 2015 | Taylor Lamb  | Frank Ponce      |
| 2016 | Taylor Lamb  | Frank Ponce      |
| 2017 | Taylor Lamb  | Frank Ponce      |
| 2018 | Zac Thomas   | Frank Ponce      |
| 2019 | Zac Thomas   | Elijah Drinkwitz |
| 2020 | Zac Thomas   | Tony Petersen    |
| 2021 | Chase Brice  | Frank Ponce      |
| 2022 | Chase Brice  | Kevin Barbay     |
| 2023 | Joey Aguilar | Frank Ponce      |
| 2024 | Joey Aguilar | Frank Ponce      |

## APP STATE PASSING RECORDS

### SINGLE-SEASON TOUCHDOWNS

|                        |             |           |
|------------------------|-------------|-----------|
| 1. <b>Joey Aguilar</b> | <b>2023</b> | <b>33</b> |
| 2. Taylor Lamb         | 2015        | 31        |
| 3. Armanti Edwards     | 2008        | 30        |
| 4. Zac Thomas          | 2019        | 28        |
| T5. Chase Brice        | 2022        | 27        |
| T5. Chase Brice        | 2021        | 27        |
| T5. Taylor Lamb        | 2017        | 27        |

### SINGLE-SEASON YARDS

|                         |             |              |
|-------------------------|-------------|--------------|
| 1. <b>Joey Aguilar</b>  | <b>2023</b> | <b>3,757</b> |
| 2. Chase Brice          | 2021        | 3,337        |
| 3. Armanti Edwards      | 2009        | 3,291        |
| 4. Jamal Londry-Jackson | 2012        | 3,278        |
| 5. Richie Williams      | 2004        | 3,109        |
| 6. Chase Brice          | 2022        | 2,921        |
| 7. Armanti Edwards      | 2008        | 2,902        |
| 8. Richie Williams      | 2005        | 2,809        |

## SINGLE-GAME YARDS

|            |                             |             |             |
|------------|-----------------------------|-------------|-------------|
| 433        | Armanti Edwards (29-41)     | S.C. State  | 2008        |
| 427        | Taylor Lamb (23-39)         | C. Carolina | 2017        |
| <b>424</b> | <b>Joey Aguilar (32-47)</b> | <b>ECU</b>  | <b>2024</b> |
| 415        | Armanti Edwards (27-34)     | Wofford     | 2009        |

## SINGLE-GAME COMPLETIONS

|           |                               |                |             |
|-----------|-------------------------------|----------------|-------------|
| 40        | Chase Brice (53 att.)         | Texas State    | 2022        |
| 40        | Richie Williams (45 att.)     | Furman         | 2004        |
| 37        | Bake Baker (57 att.)          | Liberty        | 1997        |
| 33        | Kameron Bryant (43 att.)      | Wofford        | 2013        |
| 33        | J. Londry-Jackson (45 att.)   | Illinois State | 2012        |
| <b>32</b> | <b>Joey Aguilar (47 att.)</b> | <b>ECU</b>     | <b>2024</b> |
| 32        | J. Londry-Jackson (46 att.)   | Furman         | 2012        |

## CAREER TOUCHDOWNS

|           |                     |                |           |
|-----------|---------------------|----------------|-----------|
| 1.        | Taylor Lamb         | 2014-17        | 90        |
| 2.        | Armanti Edwards     | 2006-09        | 74        |
| 3.        | Zac Thomas          | 2017-20        | 69        |
| 4.        | Richie Williams     | 2002-05        | 59        |
| 5.        | Chase Brice         | 2021-22        | 54        |
| <b>6.</b> | <b>Joey Aguilar</b> | <b>2023-24</b> | <b>51</b> |

## CAREER YARDS

|           |                     |                |              |
|-----------|---------------------|----------------|--------------|
| 1.        | Armanti Edwards     | 2006-09        | 10,392       |
| 2.        | Taylor Lamb         | 2014-17        | 9,786        |
| 3.        | Richie Williams     | 2002-05        | 7,759        |
| 4.        | Zac Thomas          | 2017-20        | 6,979        |
| 5.        | Steve Brown         | 1977-80        | 6,533        |
| 6.        | Chase Brice         | 2021-22        | 6,258        |
| <b>7.</b> | <b>Joey Aguilar</b> | <b>2023-24</b> | <b>6,027</b> |

## APP STATE TOTAL OFFENSE RECORD

### SINGLE-SEASON YARDS

|    |                     |             |              |
|----|---------------------|-------------|--------------|
| 1. | <b>Joey Aguilar</b> | <b>2023</b> | <b>4,002</b> |
| 2. | Armanti Edwards     | 2009        | 3,970        |
| 3. | Armanti Edwards     | 2008        | 3,843        |

# SHAWN CLARK

After coming back to Boone to coach at his beloved alma mater as an assistant, Shawn Clark became App State's head coach late in the 2019 season and has led the Mountaineers to ring-worthy success while also taking down several ranked opponents.

One of those ranked wins even triggered the first Boone visit from ESPN's College GameDay.

Hired as the 22nd head football coach in App State history on Dec. 13, 2019, Clark completed his fourth full season in 2023 with his third bowl victory, a third straight season with a win against a Top 25 opponent and a third season with at least nine victories. App State is one of only five Group of Five programs in the country (and 14 FBS programs nationally) with at least three nine-win seasons since the start of 2020.

Clark had a 35-18 record following a 2023 campaign in which the Mountaineers won the final five games of the regular season with a "Keep Digging" mantra, captured the Sun Belt's East Division title and finished 9-5 thanks to a 13-9 victory against Miami (Ohio) in the Cure Bowl.

Clark added the 2023 bowl win to postseason victories in 2019 and 2020. He also won a Sun Belt East title in 2021 on the strength of a 10-2 regular season that year.

The Mountaineers have won three of their last five games against ranked teams thanks to top-20 victories in 2023 (at previously unbeaten James Madison), 2022 (at No. 6 Texas A&M) and 2021 (against Coastal Carolina). The 2023 season included two victories against teams with double-digit wins, as JMU was 10-0 at the time and Miami (Ohio) took an 11-2 record into the bowl matchup.

Clark was the only first-year FBS head coach in 2020 to win at least nine games, and he followed that by directing the Mountaineers to double-digit victories in 2021. A 17-14 win at No. 6 Texas A&M in 2022 — the program's highest-profile victory since the 2007 upset of Michigan — led to ESPN's College GameDay airing from Boone the following week.

With App State alum/country music star Luke Combs picking his alma mater as ESPN's guest picker and Lee Corso putting on the giant Yosef head, the Mountaineers delivered with a dramatic victory against Troy.

The second half of the 2023 season included rivalry wins against Marshall, James Madison and Georgia Southern to finish atop a tough East Division in which all seven teams qualified for a bowl.

Clark has helped lead record-setting runs to conference titles and bowl victories, not just at App State, where he played from 1994-98 and had served as an assistant since 2016, but also in four other leagues.

An offensive lineman in college, Clark was a two-time All-American (1996 and 1998) and three-time all-conference selection (1995, 1996, 1998) for teams that went a combined 45-16 during his first five years in Boone. As a player during the 12-0 start in 1995 and a coach for the 2019 team that has set a single-season record for wins by an FBS program in the state of North Carolina, Clark has been part of the two App State teams to post 11 regular-season victories.

He graduated from App State with a degree in criminal justice in 1998 and earned a master's degree in education from Louisville in 2003.

His wife, Jonelle, was a softball standout at Eastern Kentucky and was inducted into EKU's Athletics Hall of Fame in 2008. The Clarks have two children: a daughter, Giana, and a son, Braxton.



## COACH CLARK AT A GLANCE

**Name** ..... Shawn Clark  
**Birthdate** ..... Aug. 16, 1975 (49 years old)  
**Hometown** ..... Charleston, W. Va.  
**High School** ..... George Washington  
**College** ..... App State, 1998  
 ..... (B.S., criminal justice)  
**Wife** ..... Jonelle (Csora)  
**Children** ..... Giana, Braxton  
**Twitter** ..... @coach\_sclark

## YEARS AS A PLAYER (OFFENSIVE GUARD)

| Year  | Record              | Honors                             |
|-------|---------------------|------------------------------------|
| 1994: | 9-4                 | True freshman starter              |
| 1995: | 12-1 (SoCon champs) | All-SoCon                          |
| 1996: | 7-4                 | All-SoCon, Third-team All-American |
| 1997: | 7-4                 | Redshirted                         |
| 1998: | 10-3                | All-SoCon, First-team All-American |

## YEARS AS A COACH

|               |   |
|---------------|---|
| 2001-02:      | Louisville (Graduate Assistant)         |
| 2003-08:      | Eastern Kentucky (Offensive Line)       |
| 2009-12:      | Purdue (Offensive Line)                 |
| 2013-15:      | Kent State (Offensive Line)             |
| 2016-18:      | App State (Co-Offensive Coordinator/OL) |
| 2019:         | App State (Assistant Head Coach/OL)     |
| 2020-present: | App State (Head Coach)                  |

## ASSISTANT AT APP STATE (43-10 RECORD)

| Year | Overall | League (Finish)               | Bowl (W/L)         |
|------|---------|-------------------------------|--------------------|
| 2016 | 10-3    | 7-1 (T-1st)                   | Camellia (W)       |
| 2017 | 9-4     | 7-1 (T-1st)                   | Dollar General (W) |
| 2018 | 11-2    | 7-1 (1st, SBC title game win) | New Orleans (W)    |
| 2019 | 13-1    | 7-1 (1st, SBC title game win) | New Orleans (W)    |

## HEAD COACH AT APP STATE (39-22 RECORD)

| Year | Overall | League (Finish)                | Bowl (W/L)       |
|------|---------|--------------------------------|------------------|
| 2019 | 1-0     | Took over after regular season | New Orleans (W)  |
| 2020 | 9-3     | 6-2 (2nd East, 3rd Overall)    | Myrtle Beach (W) |
| 2021 | 10-4    | 7-1 (1st East, 2nd Overall)    | Boca Raton (L)   |
| 2022 | 6-6     | 3-5 (4th East)                 |                  |
| 2023 | 9-5     | 6-2 (1st East, 3rd Overall)    | Cure (W)         |
| 2024 | 4-4     | 2-3                            |                  |



## APP STATE COACHING STAFF TV CHART/GAME DAY LOCATIONS

### ON THE SIDELINES



**SHAWN CLARK**  
Head Coach



**SCOT SLOAN**  
Def. Coordinator/  
Safeties



**MIKE CUMMINGS**  
Offensive  
Line



**LAWRENCE DAWSEY**  
Wide  
Receivers



**BRIAN HAINES**  
Special Teams/  
Running Backs



**AJ HOWARD**  
Outside  
Linebackers/Stars



**ERIC MCDANIEL**  
Defensive  
Line



**LANCE WARE**  
Tight Ends



**ROD WEST**  
Def. Pass Game  
Coord./CBs

**IN  
THE  
BOOTH**

**FRANK PONCE**  
Off. Coordinator/  
Quarterbacks

**TRAVIS CUNNINGHAM**  
Inside  
Linebackers

### ADDITIONAL FOOTBALL STAFF

|  |                            |
|--|----------------------------|
| <b>Director of Athletic Performance</b>                          | ..... Matt Greenhalgh      |
| <b>Associate Athletics Director for Football Operations</b>      | ..... Nolan Jones          |
| <b>Director of Player Personnel/General Manager</b>              | ..... Thomas Guerry        |
| <b>Senior Assistant to the Head Coach</b>                        | ..... Mark Speir           |
| <b>Assistant Director of Player Personnel</b>                    | ..... Ian Martinez         |
| <b>Assistant Director of Player Personnel</b>                    | ..... Patrick McDonald     |
| <b>Director of Football Recruiting Operations</b>                | ..... Maggie Folsom        |
| <b>Quality Control (Offense)</b>                                 | ..... Alec Cobb            |
| <b>Quality Control (Offense/Special Teams)</b>                   | ..... Al DeGraffenreid     |
| <b>Quality Control (Defense)</b>                                 | ..... Thad Mangum          |
| <b>Quality Control (Defense)</b>                                 | ..... Paul Padalino        |
| <b>Assistant Director of Football Athletic Performance</b>       | ..... Romorious Westbrook  |
| <b>Assistant Director of Football Athletic Performance</b>       | ..... Garrett Williams     |
| <b>Graduate Assistant (Defense)</b>                              | ..... Justin Fields        |
| <b>Graduate Assistant (Offense)</b>                              | ..... Brandon Pahl         |
| <b>Graduate Assistant (Operations)</b>                           | ..... Marin Parsley        |
| <b>Graduate Assistant (Defense)</b>                              | ..... Travis Ray           |
| <b>Graduate Assistant (Offense)</b>                              | ..... Teddy Richardson III |
| <b>Student Assistant (Defense)</b>                               | ..... KaRon White          |
| <b>Assistant A.D. for Sport Psychology and Mental Wellness</b>   | ..... Jacob Cooper         |
| <b>Academic Services for Student-Athletes Assistant Director</b> | ..... Kayla Hill           |
| <b>Student-Athlete Leadership Coordinator</b>                    | ..... Reggie Hunt          |
| <b>Director of Athletics Performance Nutrition</b>               | ..... Megan Morley         |
| <b>Student Life Coordinator</b>                                  | ..... J.R. Reese           |
| <b>Director of Football Athletic Training Services</b>           | ..... Taylor Young         |
| <b>Athletic Trainer</b>  | ..... Jasmyn McLeod        |
| <b>Director of Football Video Operations/Technology</b>          | ..... Joshua Hansen        |
| <b>Director of Football Creative Media</b>                       | ..... Griffin DeJoy        |
| <b>Director of Football Equipment</b>                            | ..... Shane Nelson         |
| <b>Intern (Football Operations)</b>                              | ..... Hanna Kotek          |

### GENERAL INFORMATION

|   |   |
|---|---|
| <b>Name</b>                             | ..... Appalachian State University (App State)  |
| <b>Location</b>                         | ..... Boone, N.C.                               |
| <b>Founded</b>                          | ..... 1899                                      |
| <b>Enrollment</b>                       | ..... 21,000+                                   |
| <b>Conference</b>                       | ..... Sun Belt (East Division)                  |
| <b>Affiliation</b>                      | ..... NCAA Division I Football Bowl Subdivision |
| <b>Nickname</b>                         | ..... Mountaineers                              |
| <b>Colors</b>                           | ..... Black and Gold                            |
| <b>Mascot</b>                           | ..... Yosef                                     |
| <b>Marching Band</b>                    | ..... Marching Mountaineers                     |
| <b>Interim Chancellor</b>               | ..... Dr. Heather Norris (Penn State, 1995)     |
| <b>Athletics Director</b>               | ..... Doug Gillin (SUNY Cortland, 1991)         |
| <b>Faculty Athletics Representative</b> | ..... René Salinas                              |
| <b>Game Operations Director</b>         | ..... Drew Jacobs                               |
| <b>Stadium</b>                          | ..... Kidd Brewer Stadium                       |
| <b>Capacity</b>                         | ..... 30,000                                    |
| <b>Surface</b>                          | ..... AstroTurf 3D3                             |
| <b>Football Office Phone</b>            | ..... 828-262-2501                              |
| <b>Ticket Office Phone</b>              | ..... 828-262-7733                              |
| <b>Athletics Website</b>                | ..... appstatesports.com                        |
| <b>Athletics Twitter/X</b>              | ..... @appstatesports                           |
| <b>Football Twitter/X</b>               | ..... @AppState_FB                              |
| <b>Athletics Instagram</b>              | ..... @appstatesports                           |
| <b>Football Instagram</b>               | ..... @appstate_fb                              |
| <b>Athletics Facebook</b>               | ..... facebook.com/appstatesports               |
| <b>Football Facebook</b>                | ..... facebook.com/AppStateFootball             |

### FOOTBALL HISTORY

|   |   |
|---|---|
| <b>First Year</b>                                 | ..... 1928  |
| <b>All-Time Record</b>                            | ..... 667-360-28 (95th season)  |
| <b>Conference Championships</b>                   | ..... 22  |
| <b>North State (6)</b>                            | ..... 1931, '37, '39, '48, '50, '54   |
| <b>Southern (12)</b>                              | ..... 1986, '87, '91, '95, '99, '05, '06, '07, '08, '09, '10, '12   |
| <b>Sun Belt (4)</b>                               | ..... 2016, '17, '18, '19   |
| <b>Division titles (Format began in 2018 — 4)</b> | ..... 2018, '19, '21, '23   |
| <b>NCAA Bowl Games</b>                            | ..... 8   |
| <b>Years</b>                                      | ..... 2015, '16, '17, '18, '19, '20, '21, '23   |
| <b>Record</b>                                     | ..... 7-1   |
| <b>Most Recent</b>                                | ..... 2023 Cure Bowl (W)  |
| <b>NCAA Division I FCS Playoff Appearances</b>    | ..... 20  |
| <b>Years</b>                                      | ..... 1986, '87, '89, '91, '92, '94, '95, '98, '99, '00, '01, '02, '05, '06, '07, '08, '09, '10, '11, '12 |
| <b>NCAA Division I FCS National Championships</b> | ..... 3   |
| <b>Years</b>                                      | ..... 2005, '06, '07  |
| <b>NAIA Bowl Games</b>                            | ..... 9   |
| <b>Record</b>                                     | ..... 3-6   |
| <b>Years</b>                                      | ..... 1937, '38, '48, '49, '50 (2), '54 (2), '55  |
| <b>All-Americans</b>                              | ..... 99  |
| <b>Academic All-Americans</b>                     | ..... 7   |

### TEAM INFORMATION

|                                     |                 |
|-------------------------------------|-----------------|
| <b>Basic Offense</b>                | ..... Pro Tempo |
| <b>Basic Defense</b>                | ..... 3-4       |
| <b>Letterwinners Returning/Lost</b> | ..... 51/24     |
| <b>Offense</b>                      | ..... 23/12     |
| <b>Defense</b>                      | ..... 24/12     |
| <b>Specialists</b>                  | ..... 4/0       |
| <b>Starters Returning/Lost</b>      | ..... 14/10     |
| <b>Offense</b>                      | ..... 6/5       |
| <b>Defense</b>                      | ..... 6/5       |
| <b>Specialists</b>                  | ..... 2/0       |

## #APPSTATENFL

App State has 12 football alums on NFL rosters:  
 AKEEM DAVIS-GAITHER | LB | Cincinnati Bengals  
 TYREK FUNDERBURK | CB | Tampa Bay Bucs  
 NICK HAMPTON | OLB | Los Angeles Rams  
 COOPER HODGES | OL | Jacksonville Jaguars  
 D'MARCO JACKSON | LB | New Orleans Saints  
 SHEMAR JEAN-CHARLES | CB | New Orleans Saints (PS)  
 SHAUN JOLLY | CB | Los Angeles Rams (PS)  
 KENDALL LAMM | OL | Miami Dolphins  
 SAM MARTIN | P/KO | Buffalo Bills  
 RYAN NEUZIL | OL | Atlanta Falcons  
 JALEN VIRGIL | WR | Buffalo Bills (PS)  
 BUCKY WILLIAMS | OL | Los Angeles Chargers (IR)

Others in camp in August/on PS during season:  
 DARRYNTON EVANS | RB | Buffalo Bills (IR)  
 ANDERSON HARDY | OL | Miami Dolphins (PS)  
 ANDREW PARKER JR. | LB | Jacksonville Jaguars  
 HENRY PEARSON | FB | Green Bay Packers

## APP STATE BY THE NUMBERS

- After the 2023-24 year, 3.20 cumulative GPA for student-athletes
- 3.0+ cumulative GPA for 12 straight years
- Sixteen teams boasted a 2024 spring semester GPA above 3.0.
- App State had 423 student-athletes make the university's Chancellor's and Dean's Lists combining the 2023 fall and 2024 spring
- App State ranked in the top four among 14 football-playing Sun Belt members with a combined 223 honorees among the lists for the Academic Honor Roll, Commissioner's List and 1A FAR Academic Excellence Award

## APP STATE AT A GLANCE

- **APP STATE** made the U.S. News & World Report's "Best Colleges" rankings for 2023-24
- **APP STATE** was listed among the "Best Colleges in America," ranked by value, according to Money.com.
- **APP STATE** has placed among the top 15 public and private Southern universities since U.S. News & World Report's Best Colleges rankings were first published annually in 1987.
- **APP STATE** is a repeat winner at being ranked No. 1 among the Most Innovative Schools among Southern universities.
- **BOONE, N.C.**, ranked No. 9 on the 2023 list of Best College Towns in America according to BestColleges.com.
- **APP STATE'S** notable alums include country music stars Luke Combs (CMA's 2020 Male Vocalist of the Year and Album of the Year) and Eric Church (CMA's 2020 Entertainer of the Year), as well as author Stephen Dubner.

## PRESEASON ALL-SUN BELT

## COACHES POLL

## East Division

1. App State – 96 Points (12)
2. James Madison – 79 Points (2)
3. Coastal Carolina – 67 Points
4. Georgia Southern – 50 Points
5. Marshall – 49 Points
6. Old Dominion – 20 Points
7. Georgia State – 19 Points

## West Division

1. Texas State – 92 Points (9)
2. Troy – 68 Points (4)
3. Louisiana – 66 Points (1)
4. Arkansas State – 65 Points
5. South Alabama – 54 Points
6. Southern Miss – 31 Points
7. ULM – 16 Points

## PRESEASON AWARDS

**Preseason Offensive Player of the Year**  
 Joey Aguilar, App State

**Preseason Defensive Player of the Year**  
 Jason Henderson, Old Dominion

Preseason All-Sun Belt First Team Offense<sup>^</sup>

**QB – Joey Aguilar, App State**  
 QB – Jordan McCloud, Texas State  
 RB – Jalen White, Georgia Southern  
 RB – Ismail Mahdi, Texas State  
 OL – Jacob Bayer, Arkansas State  
 OL – Makilan Thomas, Arkansas State  
 OL – Cole Potts, James Madison  
 OL – AJ Gillie, Louisiana  
 OL – Daniel King, Troy  
**TE – Eli Wilson, App State**  
**WR – Kaedin Robinson, App State**  
 WR – Derwin Burgess Jr., Georgia Southern  
 WR – Joey Hobert, Texas State

## Preseason All-Sun Belt First Team Defense

**DL – Santana Hopper, App State**  
 DL – Nate Martey, Arkansas State  
 DL – Justin Rhodes, Georgia Southern  
 DL – Isaac Walker, Georgia Southern  
**LB – Nate Johnson, App State**  
 LB – Marques Watson-Trent, Georgia Southern  
 LB – Jason Henderson, Old Dominion

LB – Ben Bell, Texas State  
**DB – Jordan Favors, App State**  
**DB – Ethan Johnson, App State**  
 DB – Gavin Pringle, Georgia State  
 DB – Jaden Voisin, South Alabama

## Preseason All-Sun Belt First Team Special Teams

K – Mason Shipley, Texas State  
 P – Ryan Hanson, James Madison  
 RS – Zylan Perry, Louisiana  
 AP – Ismail Mahdi, Texas State

Preseason All-Sun Belt Second Team Offense<sup>^</sup>

QB – Jaylen Raynor, Arkansas State  
**RB – Kanye Roberts, App State**  
 RB – Ja'Quez Cross, Arkansas State  
 OL – Chandler Strong, Georgia Southern  
 OL – Pichon Wimbley, Georgia Southern  
 OL – Tyshawn Wyatt, James Madison  
 OL – Logan Osburn, Marshall  
 OL – Eli Russ, Troy  
 TE – Kendall Karr, Coastal Carolina  
 WR – Courtney Jackson, Arkansas State  
 WR – Corey Rucker, Arkansas State  
 WR – Jamaal Pritchett, South Alabama  
 WR – Kole Wilson, Texas State

## Preseason All-Sun Belt Second Team Defense

DL – Will Whitson, Coastal Carolina  
 DL – Eric O'Neill, James Madison  
 DL – Jordan Lawson, Louisiana  
 DL – Denzel Lowry, Old Dominion  
 DL – Wy'Kevious Thomas, South Alabama  
 LB – Charles Willekes, Arkansas State  
 LB – Kevin Swint, Georgia State  
 LB – KC Ossai, Louisiana  
 DB – TJ Smith, Georgia Southern  
 DB – Chauncey Logan, James Madison  
 DB – Tyrone Lewis Jr., Louisiana  
 DB – Kaleb Culp, Texas State

## Preseason All-Sun Belt Second Team Special Teams

**K – Michael Hughes, App State**  
 P – Robert Cole, Troy  
 RS – DeAndre Buchannon, Georgia Southern  
 AP – Ja'Quez Cross, Arkansas State

<sup>^</sup> Preseason All-Sun Belt First Team & Second Team Offense Expanded Due to Ties in Voting

## PRESEASON WATCH LISTS

## NATIONAL INDIVIDUAL AWARD WATCH LISTS

## Senior Bowl

Joey Aguilar (Sr., QB – Antioch, Calif.)  
 Michael Hughes (Sr., K – Charleston, W.Va.)  
 Kaedin Robinson (RS Sr., WR – Asheville, N.C.)  
 Eli Wilson (Sr., TE – Piedmont, S.C.)

## East-West Shrine Bowl

Joey Aguilar (Sr., QB – Antioch, Calif.)  
 Brendan Harrington (Sr., LB – Pittsboro, N.C.)  
 Kaedin Robinson (RS Sr., WR – Asheville, N.C.)  
 Eli Wilson (Sr., TE – Piedmont, S.C.)

## Allstate AFCA Good Works Team (Service)

Anderson Castle (RS Jr., RB – Boone, N.C.)

## Maxwell (College Player of the Year)

Joey Aguilar (Sr., QB – Antioch, Calif.)

## Patrick Mannelly (Nation's Best Long Snapper)

Christian Johnstone (RS Sr., LS – Loganville, Ga.)

## Nagurski Trophy (Outstanding Defensive Player)

Nate Johnson (So., OLB – Gaffney, S.C.)

## Paycom Jim Thorpe (Best Defensive Back)

Jordan Favors (RS Jr., DB – Griffin, Ga.)

Ethan Johnson (Jr., DB – Huntersville, N.C.)

## Allstate Wuerffel Trophy (Service &amp; Leadership)

Anderson Castle (RS Jr., RB – Boone, N.C.)

## Lou Groza (Top Collegiate Placekicker)

Michael Hughes (Sr., K – Charleston, W.Va.)

## Doak Walker (Outstanding Running Back)

Kanye Roberts (RS So., RB – Wallace, N.C.)

## Biletnikoff (Outstanding College Receiver)

Kaedin Robinson (RS Sr., WR – Asheville, N.C.)

## Davey O'Brien (Best College Quarterback)

Joey Aguilar (Sr., QB – Antioch, Calif.)

## John Mackey (Outstanding Tight End)

Eli Wilson (Sr., TE – Piedmont, S.C.)

## Campbell Trophy (Academic Heisman)

Eli Wilson (Sr., TE – Piedmont, S.C.)

## Johnny Unitas Golden Arm (Upperclassman QB)

Joey Aguilar (Sr., QB – Antioch, Calif.)

## Manning (Best College Quarterback)

Joey Aguilar (Sr., QB – Antioch, Calif.)

## Lombardi (Outstanding College Lineman)

Nate Johnson (So., OLB – Gaffney, S.C.)

**NUMERICAL ROSTER**

| #  | Name                | Pos. | Ht.  | Wt. | Yr./Elig.     | Hometown/High School (Previous College)         |
|----|---------------------|------|------|-----|---------------|---|
| 0  | William Fowles      | WR   | 6-3  | 205 | R-Fr.         | Hialeah, Fla./Dade Christian (Louisville)       |
| 0  | Trenton Alan Yowe   | CB   | 6-2  | 190 | 5th-Yr. R-Jr. | Calera, Ala./Calera (Coahoma C.C.)              |
| 1  | Anderson Castle     | RB   | 6-0  | 220 | 5th-Yr. R-Jr. | Boone, N.C./Watauga                             |
| 2  | Ethan Johnson       | CB   | 5-11 | 195 | Jr.           | Huntersville, N.C./Hough                        |
| 2  | Kaedin Robinson     | WR   | 6-2  | 205 | 6th-Yr. R-Sr. | Asheville, N.C./Christ School (UCF)             |
| 3  | Ahmani Marshall     | RB   | 6-2  | 225 | 5th-Yr. Sr.   | Winston-Salem, N.C./East Forsyth (Wake Forest)  |
| 4  | Joey Aguilar        | QB   | 6-3  | 220 | Sr.           | Antioch, Calif./Freedom (Diablo Valley C.C.)    |
| 4  | Myles Farmer        | SAF  | 6-3  | 210 | 6th-Yr. R-Sr. | Atlanta, Ga./Westlake (Syracuse)                |
| 5  | Michael Fletcher    | DE   | 6-6  | 275 | 6th-Yr. R-Sr. | Flint, Mich./Carman-Ainsworth (Michigan State)  |
| 6  | Jason Chambers      | CB   | 6-0  | 195 | Jr.           | Charlotte, N.C./Butler (North Carolina Central) |
| 6  | Matthew Wilson      | QB   | 6-0  | 205 | Fr.           | Rock Hill, S.C./Rock Hill                       |
| 7  | Jordan Favors       | SAF  | 5-11 | 195 | R-Jr.         | Griffin, Ga./Griffin                            |
| 8  | Brendan Harrington  | ILB  | 6-1  | 230 | 6th-Yr. R-Sr. | Pittsboro, N.C./Northwood                       |
| 8  | Dalton Stroman      | WR   | 6-4  | 205 | R-Jr.         | Rockingham, N.C./Richmond Senior                |
| 9  | Markus Clark        | NOSE | 6-1  | 295 | Jr.           | Hoover, Ala./Hoover                             |
| 9  | Billy Wiles         | QB   | 6-3  | 215 | R-Jr.         | Ashburn, Va./Stone Bridge (Southern Miss)       |
| 10 | Zahn Coakley        | WR   | 6-1  | 195 | R-Fr.         | Dallas, Texas/The Oakridge School               |
| 10 | Colton Phares       | SAF  | 6-2  | 205 | R-Fr.         | Beaufort, S.C./Beaufort                         |
| 11 | Avarion Cole        | STAR | 6-0  | 200 | R-Jr.         | Charlotte, N.C./Chambers (North Carolina A&T)   |
| 11 | Grant Tucker        | WR   | 6-3  | 190 | R-Fr.         | Charlotte, N.C./Charlotte Christian             |
| 12 | Shawn Collins       | DE   | 6-5  | 265 | 5th-Yr. R-Jr. | Montclair, N.J./Montclair (Rutgers)             |
| 12 | Michael Hetzel      | WR   | 5-11 | 195 | 5th-Yr. R-Jr. | Charlotte, N.C./Ardrey Kell                     |
| 13 | Christan Horn       | WR   | 6-2  | 190 | 5th-Yr. Sr.   | Columbia, S.C./Westwood                         |
| 13 | Elijah Mc-Cantos    | CB   | 6-0  | 190 | R-So.         | Little Haiti, Fla./Edison (Illinois)            |
| 14 | Jayden Bethea       | ILB  | 6-1  | 230 | R-Fr.         | Lawrenceville, Ga./Dacula                       |
| 14 | Kanye Roberts       | RB   | 6-0  | 205 | R-So.         | Wallace, N.C./Wallace-Rose Hill                 |
| 15 | Thomas Davis        | OLB  | 6-2  | 235 | R-Jr.         | Valdosta, Ga./Lowndes (Miami)                   |
| 15 | Makai Jackson       | WR   | 6-0  | 200 | Jr.           | Croydon, Pa./Harry S. Truman (Saint Francis)    |
| 16 | David Hernandez     | QB   | 6-0  | 210 | 6th-Yr. R-Sr. | Charlotte, N.C./Berry Academy                   |
| 16 | Seth Robertson      | CB   | 5-11 | 195 | 5th-Yr. Sr.   | Madison, Ga./Morgan County (Georgia Southern)   |
| 17 | Jalik Thomas        | STAR | 5-11 | 200 | 5th-Yr. Sr.   | Macon, Ga./Central (Hutchinson C.C.)            |
| 18 | Trey Lenhardt       | SAF  | 6-1  | 195 | Fr.           | Watkinsville, Ga./North Oconee                  |
| 18 | Zavier Short        | WR   | 6-2  | 210 | R-So.         | Chapin, S.C./Chapin (South Carolina)            |
| 19 | Cameron Estep       | QB   | 6-0  | 195 | R-Fr.         | Charlotte, N.C./Charlotte Christian             |
| 19 | Nick Taylor         | CB   | 6-1  | 185 | Fr.           | Fayetteville, Ga./Gainesville                   |
| 20 | Jaylon Calhoun      | RB   | 6-0  | 195 | R-Fr.         | Lakeland, Ga./Lanier County                     |
| 20 | Kaleb Neal          | SAF  | 6-1  | 195 | Fr.           | Snellville, Ga./Brookwood                       |
| 21 | DJ Burks            | SAF  | 6-0  | 195 | R-So.         | Maryville, Tenn./Maryville                      |
| 21 | Reece Larson        | WR   | 6-0  | 180 | R-So.         | Wellington, Fla./Wellington                     |
| 22 | Franklin Baret Jr.  | WR   | 6-4  | 200 | Fr.           | Wake Forest, N.C./Wake Forest                   |
| 22 | DaRon Wilson        | CB   | 6-2  | 170 | Fr.           | Salem Va./Salem (Fork Union Military Academy)   |
| 24 | Cahari Haynes       | ILB  | 6-1  | 220 | R-Fr.         | Shelby, N.C./Burns                              |
| 25 | Kai Fernandes       | STAR | 5-11 | 195 | Fr.           | Cumming, Ga./Denmark                            |
| 25 | Blake Hoban         | WR   | 5-10 | 185 | R-Jr.         | Napa, Calif./Justin-Siena (Yuba College)        |
| 26 | Khamani Alexander   | RB   | 6-1  | 205 | Fr.           | Homestead, Fla./Belen Jesuit                    |
| 26 | Caden Sullivan      | ILB  | 6-2  | 230 | R-Jr.         | Spartanburg, S.C./Boiling Springs               |
| 27 | Ronald Clarke       | SAF  | 6-0  | 200 | 5th-Yr. Sr.   | Buford, Ga./Mill Creek                          |
| 27 | Michael Dipasquale  | RB   | 5-10 | 200 | R-Fr.         | Wake Forest, N.C./Wake Forest                   |
| 28 | Zyeir Gamble        | SAF  | 5-10 | 190 | R-Fr.         | Sumter, S.C./Sumter                             |
| 28 | Maquel Haywood      | RB   | 5-8  | 195 | Sr.           | Wake Forest, N.C./Wake Forest (Navy)            |
| 29 | Carter Everett      | K    | 5-10 | 195 | R-So.         | Boone, N.C./Watauga                             |
| 29 | Santana Hopper      | DE   | 6-2  | 265 | R-So.         | Shelby, N.C./Shelby                             |
| 30 | Carter Greene       | SAF  | 6-0  | 205 | R-So.         | Shelby, N.C./Crest                              |
| 31 | Dyvon McKinney      | SAF  | 6-0  | 210 | 5th-Yr. R-Jr. | Asheboro, N.C./Asheboro (Mercer)                |
| 33 | Derrell Farrar      | ILB  | 6-1  | 225 | R-So.         | Loganville, Ga./Grayson                         |
| 35 | Jack Scroggs        | ILB  | 6-1  | 230 | 6th-Yr. R-Sr. | Buford, Ga./Buford (Wofford)                    |
| 36 | Tyshawn Sanders     | CB   | 6-0  | 175 | Fr.           | Marion, S.C./Marion                             |
| 37 | Andre Hamilton      | STAR | 6-0  | 200 | 5th-Yr. Sr.   | Concord, N.C./Jay M. Robinson                   |
| 39 | Jackson Moore       | K    | 5-10 | 170 | R-Fr.         | Waxhaw, N.C./Marvin Ridge (Kentucky)            |
| 39 | Ashton Parker       | CB   | 6-1  | 185 | Fr.           | Greensboro, N.C./Christ School                  |
| 40 | Cole Becker         | ILB  | 6-2  | 235 | R-So.         | Nashville, Tenn./Father Ryan                    |
| 41 | Conner Maynard      | P    | 6-3  | 200 | 6th-Yr. R-Sr. | Mooresville, N.C./Hough (Miami of Ohio)         |
| 42 | Christian Johnstone | LS   | 6-3  | 250 | 6th-Yr. R-Sr. | Loganville, Ga./Archer                          |
| 42 | Braxton Veiga       | ILB  | 6-1  | 215 | R-Fr.         | Greensboro, N.C./Eastern Guilford               |
| 43 | Ryan McKinnis       | ILB  | 6-2  | 225 | R-Fr.         | Buford, Ga./Buford                              |
| 43 | Cash McVay          | K    | 6-1  | 180 | R-Jr.         | Anaheim, Calif./Servite                         |
| 44 | Brodrick Gooch      | ILB  | 6-0  | 220 | R-So.         | Cornelius, N.C./Hough                           |
| 45 | Nick Campbell       | NOSE | 6-4  | 290 | R-So.         | Clermont, Fla./Lake Minneola (NC State)         |
| 46 | Jared Gibble        | TE   | 6-4  | 235 | R-Jr.         | Winston-Salem, N.C./Oak Grove (Campbell)        |

**ALPHABETICAL**

| No. | Name                   | Pos. |
|-----|------------------------|------|
| 97  | Abrams-Verwayne, Kevin | DE   |
| 4   | Aguilar, Joey          | QB   |
| 26  | Alexander, Khamani     | RB   |
| 56  | Arnholt, Kyle          | ILB  |
| 78  | Barbrey, Dylan         | OL   |
| 22  | Baret Jr., Franklin    | WR   |
| 40  | Becker, Cole           | ILB  |
| 14  | Bethea, Jayden         | ILB  |
| 58  | Bradford, Blake        | OL   |
| 50  | Briley, Jackson        | DE   |
| 76  | Burgess, Luke          | OL   |
| 84  | Burkey, Ayden          | WR   |
| 21  | Burks, DJ              | SAF  |
| 55  | Bussey, Jackson        | DE   |
| 20  | Calhoun, Jaylon        | RB   |
| 45  | Campbell, Nick         | NOSE |
| 1   | Castle, Anderson       | RB   |
| 6   | Chambers, Jason        | CB   |
| 9   | Clark, Markus          | NOSE |
| 27  | Clarke, Ronald         | SAF  |
| 10  | Coakley, Zahn          | WR   |
| 11  | Cole, Avarion          | STAR |
| 12  | Collins, Shawn         | DE   |
| 93  | Cooper, DeNigel        | DE   |
| 77  | Davis, Daniel          | OL   |
| 15  | Davis, Thomas          | OLB  |
| 79  | Dewerk, Andres         | OL   |
| 27  | Dipasquale, Michael    | RB   |
| 75  | Doege, Felix           | OL   |
| 91  | Donald, Joshua         | NOSE |
| 80  | Drag, Max              | TE   |
| 19  | Estep, Cameron         | QB   |
| 29  | Everett, Carter        | K    |
| 94  | Farmer, Bucci          | NOSE |
| 4   | Farmer, Myles          | SAF  |
| 33  | Farrar, Derrell        | ILB  |
| 7   | Favors, Jordan         | SAF  |
| 25  | Fernandes, Kai         | STAR |
| 5   | Fletcher, Michael      | DE   |
| 0   | Fowles, William        | WR   |
| 65  | Funk, Gabe             | OL   |
| 28  | Gamble, Zyeir          | SAF  |
| 53  | Ganoe, Jake            | OL   |
| 89  | Gee, Bryce             | WR   |
| 70  | Gentry, Thornton       | OL   |
| 46  | Gibble, Jared          | TE   |
| 44  | Gooch, Brodrick        | ILB  |
| 30  | Greene, Carter         | SAF  |
| 88  | Hale, Luke             | WR   |
| 37  | Hamilton, Andre        | STAR |
| 86  | Hamlett, Kanen         | TE   |
| 8   | Harrington, Brendan    | ILB  |
| 24  | Haynes, Cahari         | ILB  |
| 28  | Haywood, Maquel        | RB   |
| 16  | Hernandez, David       | QB   |
| 98  | Hertz, Jason           | NOSE |
| 12  | Hetzel, Michael        | WR   |
| 25  | Hoban, Blake           | WR   |
| 68  | Hollifield, Jack       | OL   |
| 29  | Hopper, Santana        | DE   |
| 13  | Horn, Christian        | WR   |
| 99  | Hughes, Michael        | K    |
| 15  | Jackson, Makai         | WR   |
| 2   | Johnson, Ethan         | CB   |
| 90  | Johnson, Nate          | OLB  |
| 42  | Johnstone, Christian   | LS   |
| 95  | Kelley, Montez         | DE   |
| 83  | Kelly, Jack            | TE   |

| #  | Name                  | Post. | Ht.  | Wt. | Yr./Elig.     | Hometown/High School (Previous College)              | No. | Name               | Pos. |
|----|-----------------------|-------|------|-----|---------------|--|-----|--------------------|------|
| 46 | Isaiah McGuffin       | ILB   | 6-0  | 220 | R-Fr.         | Winston-Salem, N.C./Oak Grove                        | 48  | Lair, Luke         | CB   |
| 48 | Luke Lair             | CB    | 6-2  | 185 | R-So.         | Wake Forest, N.C./Wakefield                          | 49  | Lake, Mitchell     | P    |
| 49 | Mitchell Lake         | P     | 5-11 | 195 | So.           | Brisbane, Australia/Saint Peters Lutheran            | 73  | Langlo, Garner     | OL   |
| 49 | Randy Marion III      | ILB   | 6-0  | 210 | R-Fr.         | Mooreville, N.C./IMG Academy                         | 85  | Larkins, David     | TE   |
| 50 | Jackson Briley        | DE    | 6-4  | 230 | Fr.           | Wake Forest, N.C./Wake Forest                        | 21  | Larson, Reece      | WR   |
| 51 | Anthony Rosier        | OLB   | 6-4  | 235 | Fr.           | Windermere, Fla./Wekiva                              | 82  | Lawson Jr., Chris  | WR   |
| 52 | Orlando Leon          | OLB   | 6-2  | 225 | R-So.         | Boone, N.C./Watauga                                  | 18  | Lenhardt, Trey     | SAF  |
| 52 | Cayden Sweatt         | OL    | 6-4  | 295 | R-Fr.         | Bremen, Ga./Bremen                                   | 81  | Leon, Jose         | WR   |
| 53 | Jake Gano             | OL    | 6-2  | 290 | R-So.         | Cary, N.C./Panther Creek                             | 52  | Leon, Orlando      | OLB  |
| 54 | Gabriel Simpkins      | LS    | 6-0  | 215 | So.           | Raleigh, N.C./Leesville Road (UNC Pembroke)          | 49  | Marion III, Randy  | ILB  |
| 55 | Jackson Bussey        | DE    | 6-3  | 240 | Fr.           | Berkeley Lake, Ga./Norcross                          | 64  | Marotta, Michael   | OL   |
| 56 | Kyle Arnholt          | ILB   | 6-2  | 230 | R-Jr.         | Roanoke, Va./Lord Botetourt                          | 3   | Marshall, Ahmani   | RB   |
| 58 | Blake Bradford        | OL    | 6-6  | 275 | R-Fr.         | Denver, N.C./East Lincoln                            | 41  | Maynard, Conner    | P    |
| 60 | Ethan Ryan            | OL    | 6-3  | 290 | 5th-Yr. R-Jr. | Summerfield, N.C./No. Guilford (UNC Pembroke)        | 13  | Mc-Cantos, Elijah  | DB   |
| 62 | JT Sowell             | OL    | 6-3  | 275 | Fr.           | West Columbia, S.C./Gray Collegiate Academy          | 46  | McGuffin, Isaiah   | ILB  |
| 63 | Jayden Ramsey         | OL    | 6-6  | 300 | R-Jr.         | Anderson, S.C./Westside                              | 31  | McKinney, Dyvon    | SAF  |
| 64 | Michael Marotta       | OL    | 6-5  | 310 | 5th-Yr. R-Jr. | Spring Hill, Fla./Nature Coast Tech (Valdosta State) | 43  | McKinnis, Ryan     | ILB  |
| 65 | Gabe Funk             | OL    | 6-6  | 305 | Fr.           | Xenia, Ohio/Xenia                                    | 43  | McVay, Cash        | K    |
| 66 | Danny Stevens         | OL    | 6-4  | 300 | R-Fr.         | Charlotte, N.C./Charlotte Christian                  | 92  | Mebane, AJ         | OLB  |
| 67 | Thomas Shrader        | OL    | 6-5  | 305 | 5th-Yr. R-Jr. | Venice, Fla./Venice (Florida State)                  | 39  | Moore, Jackson     | K    |
| 68 | Jack Hollifield       | OL    | 6-4  | 300 | R-Jr.         | Shelby, N.C./Shelby (Virginia Tech)                  | 20  | Neal, Kaleb        | SAF  |
| 70 | Thornton Gentry       | OL    | 6-4  | 305 | R-Jr.         | Chapin, S.C./Chapin (NC State)                       | 39  | Parker, Ashton     | CB   |
| 72 | Markell Samuel        | OL    | 6-4  | 300 | 5th-Yr. R-Jr. | Fayetteville, N.C./E.E. Smith                        | 10  | Phares, Colton     | SAF  |
| 73 | Garner Langlo         | OL    | 6-7  | 300 | R-Jr.         | Hartford, Ala./Trinity Catholic (Auburn)             | 63  | Ramsey, Jayden     | OL   |
| 74 | Griffin Scroggs       | OL    | 6-3  | 325 | R-So.         | Grayson, Ga./Grayson (Georgia)                       | 14  | Roberts, Kanye     | RB   |
| 75 | Felix Doege           | OL    | 6-4  | 300 | Fr.           | Augsburg, Germany/Rabun Gap-Nacoochee                | 16  | Robertson, Seth    | CB   |
| 76 | Luke Burgess          | OL    | 6-8  | 315 | R-Fr.         | New Palestine, Ind./New Palestine (Louisville)       | 2   | Robinson, Kaedin   | WR   |
| 77 | Daniel Davis          | OL    | 6-6  | 295 | R-Fr.         | Winston-Salem, N.C./Oak Grove                        | 51  | Rosier, Anthony    | OLB  |
| 78 | Dylan Barbrey         | OL    | 6-6  | 305 | Fr.           | West Columbia, S.C./Airport                          | 60  | Ryan, Ethan        | OL   |
| 79 | Andres Dewerk         | OL    | 6-7  | 340 | 5th-Yr. R-Jr. | San Jose, Calif./Los Gatos (Southern Cal)            | 72  | Samuel, Markell    | OL   |
| 80 | Max Drag              | TE    | 6-4  | 245 | R-Fr.         | Chapin, S.C./Chapin                                  | 36  | Sanders, Tyshawn   | CB   |
| 81 | Jose Leon             | WR    | 5-10 | 175 | Fr.           | Miami, Fla./Columbus                                 | 74  | Scroggs, Griffin   | OL   |
| 82 | Chris Lawson Jr.      | WR    | 6-0  | 185 | R-Fr.         | Columbia, S.C./Ridge View                            | 35  | Scroggs, Jack      | ILB  |
| 83 | Jack Kelly            | TE    | 6-3  | 240 | Fr.           | Athens, Ga./North Oconee                             | 18  | Short, Xavier      | WR   |
| 84 | Ayden Burkey          | WR    | 5-11 | 185 | 3rd-Yr. R-Fr. | Waxhaw, N.C./Myers Park (Virginia Tech)              | 67  | Shrader, Thomas    | OL   |
| 85 | David Larkins         | TE    | 6-5  | 255 | R-Jr.         | Cincinnati, Ohio/Elder                               | 54  | Simpkins, Gabriel  | LS   |
| 86 | Kanen Hamlett         | TE    | 6-4  | 245 | R-So.         | Madison, Ala./Madison Academy                        | 62  | Sowell, JT         | OL   |
| 87 | Eli Wilson            | TE    | 6-3  | 240 | 5th-Yr. Sr.   | Piedmont, S.C./Wren                                  | 66  | Stevens, Danny     | OL   |
| 88 | Luke Hale             | WR    | 6-3  | 190 | R-So.         | Asheville, N.C./A.C. Reynolds                        | 8   | Stroman, Dalton    | WR   |
| 89 | Bryce Gee             | WR    | 6-2  | 190 | Fr.           | Jacksonville, Fla./Beachside                         | 26  | Sullivan, Caden    | ILB  |
| 90 | Nate Johnson          | OLB   | 6-5  | 240 | So.           | Gaffney, S.C./Gaffney                                | 52  | Sweatt, Cayden     | OL   |
| 91 | Joshua Donald         | NOSE  | 6-1  | 320 | Jr.           | Durham, N.C./Jordan (Troy)                           | 19  | Taylor, Nick       | CB   |
| 92 | AJ Mebane             | OLB   | 6-3  | 250 | R-Fr.         | Durham, N.C./Southern Durham                         | 17  | Thomas, Jalik      | STAR |
| 93 | DeNigel Cooper        | DE    | 6-3  | 240 | Fr.           | Kingsland, Ga./Camden County                         | 11  | Tucker, Grant      | WR   |
| 94 | Bucci Farmer          | NOSE  | 6-1  | 310 | Fr.           | Atlanta, Ga./Westlake                                | 42  | Veiga, Braxton     | ILB  |
| 95 | Montez Kelley         | DE    | 6-5  | 275 | 5th-Yr. Sr.   | Cincinnati, Ohio/Purcell Marian (Tiffin)             | 9   | Wiles, Billy       | QB   |
| 96 | Josiah Wyatt          | DE    | 6-4  | 265 | R-So.         | Buford, Ga./Buford                                   | 22  | Wilson, DaRon      | CB   |
| 97 | Kevin Abrams-Verwayne | DE    | 6-3  | 260 | 6th-Yr. R-Sr. | Marietta, Ga./Marietta (Garden City C.C.)            | 87  | Wilson, Eli        | TE   |
| 98 | Jason Hertz           | NOSE  | 6-4  | 295 | R-Fr.         | Indian Trail, N.C./Porter Ridge                      | 6   | Wilson, Matthew    | QB   |
| 99 | Michael Hughes        | K     | 6-3  | 190 | Sr.           | Charleston, W.Va./George Washington                  | 96  | Wyatt, Josiah      | DE   |
|    |                       |       |      |     |               |  | 0   | Yowe, Trenton Alan | CB   |

## PRONUNCIATION GUIDE

**Appalachian** ..... app-uh-LATCH-in  
 (Kevin) **Abrams-Verwayne** ..... VUR-wayne  
 (Joey) **Aguilar** ..... AG-uh-lar  
 (Jayden) **Bethea** ..... buh-THAY-uh  
**Jaylon** (Calhoun) ..... JAY-lun  
**Zahn** (Coakley) ..... zon  
**Avarion** (Cole) ..... uh-VAR-ee-on  
**Andres Dewerk** ..... ON-drays dew-IRK  
 (Michael) **Dipasquale** ..... dee-puh-SQUAL-ay  
 (Felix) **Doege** ..... DOO-guh  
 (Cameron) **Estep** ..... EE-step  
**Derrell Farrar** ..... duh-RELL furr-ARE  
 (Kai) **Fernandes** ..... fur-nan-DEESH  
 (William) **Fowles** ..... FOULS  
**Zyeir** (Gamble) ..... zie-EAR  
**Cahari** (Haynes) ..... kuh-HARR-ee

**Maquel** (Haywood) ..... muh-KELL  
 (Michael) **Hetzel** ..... HETZ-ull  
**Christan** (Horn) ..... like Christian  
 (Michael) **Marotta** ..... muh-RAH-tuh  
**Ahmani** (Marshall) ..... uh-MAHN-ee  
 (Conner) **Maynard** ..... MAY-nurd  
 (AJ) **Mebane** ..... MEH-ben  
 (Colton) **Phares** ..... FAIR-es  
**Kaedin** (Robinson) ..... KAY-din  
 (Anthony) **Rosier** ..... row-ZEER  
 (JT) **Sowell** ..... (rhymes with towel)  
**Jalik** (Thomas) ..... JAH-leak  
**Josiah** (Wyatt) ..... joe-ZYE-uh  
 (Trenton Alan) **Yowe** ..... Yow (rhymes with Wow)

### COACHES/STAFF

(Matt) **Greenhalgh** ..... GREEN-hall  
**KaRon** (White) ..... kuh-RON

**DEPTH CHART — FROM PREVIOUS GAME****OFFENSE**

| Pos.        | #                 | Player                 | Ht.        | Wt.        | Class            |
|-------------|-------------------|------------------------|------------|------------|------------------|
| <b>LT</b>   | <b>72</b>         | <b>MARKELL SAMUEL</b>  | <b>6-4</b> | <b>300</b> | <b>5YR R-JR.</b> |
|             | 79                | Andres Dewerk          | 6-7        | 340        | 5YR R-Jr.        |
| <b>LG</b>   | <b>73</b>         | <b>GARNER LANGLO</b>   | <b>6-7</b> | <b>300</b> | <b>R-JR.</b>     |
|             | <b>74</b>         | <b>GRIFFIN SCROGGS</b> | <b>6-3</b> | <b>325</b> | <b>R-SO.</b>     |
| <b>C</b>    | <b>68</b>         | <b>JACK HOLLIFIELD</b> | <b>6-4</b> | <b>300</b> | <b>R-JR.</b>     |
|             | 64                | Michael Marotta        | 6-5        | 310        | 5YR R-Jr.        |
|             | or 52             | Cayden Sweatt          | 6-4        | 295        | R-Fr.            |
| <b>RG</b>   | <b>63</b>         | <b>JAYDEN RAMSEY</b>   | <b>6-6</b> | <b>300</b> | <b>R-JR.</b>     |
|             | 70                | Thornton Gentry        | 6-4        | 305        | R-Jr.            |
| <b>RT</b>   | <b>67</b>         | <b>THOMAS SHRADER</b>  | <b>6-5</b> | <b>305</b> | <b>5YR R-JR.</b> |
|             | 76                | Luke Burgess           | 6-8        | 315        | R-Fr.            |
| <b>TE</b>   | <b>87</b>         | <b>ELI WILSON</b>      | <b>6-3</b> | <b>240</b> | <b>5YR SR.</b>   |
|             | or <b>86</b>      | <b>KANEN HAMLETT</b>   | <b>6-4</b> | <b>245</b> | <b>R-SO.</b>     |
|             | or <b>80</b>      | <b>MAX DRAG</b>        | <b>6-4</b> | <b>245</b> | <b>R-FR.</b>     |
| <b>QB</b>   | <b>4</b>          | <b>JOEY AGUILAR</b>    | <b>6-3</b> | <b>220</b> | <b>SR.</b>       |
|             | 9                 | Billy Wiles            | 6-3        | 215        | R-Jr.            |
| <b>RB</b>   | <b>3</b>          | <b>AHMANI MARSHALL</b> | <b>6-2</b> | <b>225</b> | <b>5YR SR.</b>   |
|             | 1                 | Anderson Castle        | 6-0        | 220        | 5YR R-Jr.        |
|             | or 28             | Maquel Haywood         | 5-8        | 195        | Sr.              |
| or 26       | Khamani Alexander | 6-1                    | 205        | Fr.        |                  |
| <b>WR</b>   | <b>15</b>         | <b>MAKAI JACKSON</b>   | <b>6-0</b> | <b>200</b> | <b>JR.</b>       |
|             | 0                 | William Fowles         | 6-3        | 205        | R-Fr.            |
| <b>SLOT</b> | <b>2</b>          | <b>KAEDIN ROBINSON</b> | <b>6-2</b> | <b>205</b> | <b>6YR R-SR.</b> |
|             | 12                | Michael Hetzel         | 5-11       | 195        | 5YR R-Jr.        |
| <b>WR</b>   | <b>13</b>         | <b>CHRISTAN HORN</b>   | <b>6-2</b> | <b>190</b> | <b>5YR SR.</b>   |
|             | or <b>8</b>       | <b>DALTON STROMAN</b>  | <b>6-4</b> | <b>205</b> | <b>R-JR.</b>     |
|             | 18                | Zavier Short           | 6-2        | 210        | R-So.            |

**SPECIALISTS**

| Pos.      | #         | Player                     | Ht.         | Wt.        | Class            |
|-----------|-----------|----------------------------|-------------|------------|------------------|
| <b>PK</b> | <b>39</b> | <b>JACKSON MOORE</b>       | <b>5-10</b> | <b>170</b> | <b>R-FR.</b>     |
|           | 43        | Cash McVay                 | 6-1         | 180        | R-Jr.            |
| <b>KO</b> | <b>43</b> | <b>CASH MCVAY</b>          | <b>6-1</b>  | <b>180</b> | <b>R-JR.</b>     |
|           | 39        | Jackson Moore              | 5-10        | 170        | R-Fr.            |
| <b>P</b>  | <b>41</b> | <b>CONNER MAYNARD</b>      | <b>6-3</b>  | <b>200</b> | <b>6YR R-SR.</b> |
|           | 49        | Mitchell Lake              | 5-11        | 195        | So.              |
| <b>LS</b> | <b>42</b> | <b>CHRISTIAN JOHNSTONE</b> | <b>6-3</b>  | <b>250</b> | <b>6YR R-SR.</b> |
|           | 54        | Gabriel Simpkins           | 6-0         | 215        | So.              |
| <b>H</b>  | <b>41</b> | <b>CONNER MAYNARD</b>      | <b>6-3</b>  | <b>200</b> | <b>6YR R-SR.</b> |
|           | 49        | Mitchell Lake              | 5-11        | 195        | So.              |
| <b>KR</b> | <b>15</b> | <b>MAKAI JACKSON</b>       | <b>6-0</b>  | <b>200</b> | <b>JR.</b>       |
|           | 2         | Kaedin Robinson            | 6-2         | 205        | 6YR R-Sr.        |
| <b>PR</b> | <b>2</b>  | <b>KAEDIN ROBINSON</b>     | <b>6-2</b>  | <b>205</b> | <b>6YR R-SR.</b> |
|           | 15        | Makai Jackson              | 6-0         | 200        | Jr.              |

**DEFENSE**

| Pos.                           | #            | Player                    | Ht.         | Wt.        | Class            |
|--------------------------------|--------------|---------------------------|-------------|------------|------------------|
| <b>DE</b>                      | <b>29</b>    | <b>SANTANA HOPPER</b>     | <b>6-2</b>  | <b>265</b> | <b>R-SO.</b>     |
|                                | 95           | Montez Kelley             | 6-5         | 275        | 5YR R-Sr.        |
| <b>NOSE</b>                    | <b>91</b>    | <b>JOSHUA DONALD</b>      | <b>6-1</b>  | <b>320</b> | <b>JR.</b>       |
|                                | 98           | Jason Hertz               | 6-4         | 295        | R-Fr.            |
| <b>DE</b>                      | <b>5</b>     | <b>MICHAEL FLETCHER</b>   | <b>6-6</b>  | <b>275</b> | <b>6YR R-SR.</b> |
|                                | or <b>12</b> | <b>SHAWN COLLINS</b>      | <b>6-5</b>  | <b>265</b> | <b>5YR R-JR.</b> |
| <b>OLB</b> <small>DOG</small>  | <b>15</b>    | <b>THOMAS DAVIS</b>       | <b>6-2</b>  | <b>235</b> | <b>R-JR.</b>     |
|                                | or <b>90</b> | <b>NATE JOHNSON</b>       | <b>6-5</b>  | <b>240</b> | <b>SO.</b>       |
| <b>ILB</b> <small>MIKE</small> | <b>56</b>    | <b>KYLE ARNHOLT</b>       | <b>6-2</b>  | <b>230</b> | <b>R-JR.</b>     |
|                                | 43           | Ryan McKinnis             | 6-2         | 225        | R-Fr.            |
| <b>ILB</b> <small>WILL</small> | <b>8</b>     | <b>BRENDAN HARRINGTON</b> | <b>6-1</b>  | <b>230</b> | <b>6YR R-SR.</b> |
|                                | 10           | Colton Phares             | 6-2         | 205        | R-Fr.            |
|                                | or 26        | Caden Sullivan            | 6-2         | 230        | R-Jr.            |
| <b>CB</b>                      | <b>6</b>     | <b>JASON CHAMBERS</b>     | <b>6-0</b>  | <b>195</b> | <b>JR.</b>       |
|                                | 0            | Trenton Alan Yowe         | 6-2         | 190        | 5YR R-JR.        |
| <b>FS</b>                      | <b>21</b>    | <b>DJ BURKS</b>           | <b>6-0</b>  | <b>195</b> | <b>R-SO.</b>     |
|                                | 27           | Ronald Clarke             | 6-0         | 200        | 5YR Sr.          |
| or 11                          | Avarion Cole | 6-0                       | 200         | R-Jr.      |                  |
| <b>SS</b>                      | <b>7</b>     | <b>JORDAN FAVORS</b>      | <b>5-11</b> | <b>195</b> | <b>R-Jr.</b>     |
|                                | 28           | Zyeir Gamble              | 5-10        | 190        | R-Fr.            |
| <b>CB</b>                      | <b>2</b>     | <b>ETHAN JOHNSON</b>      | <b>5-11</b> | <b>195</b> | <b>JR.</b>       |
|                                | or <b>19</b> | <b>NICK TAYLOR</b>        | <b>6-1</b>  | <b>185</b> | <b>FR.</b>       |
|                                | 13           | Elijah Mc-Cantos          | 6-0         | 190        | R-So.            |
| <b>NICKEL</b>                  | <b>16</b>    | <b>SETH ROBERTSON</b>     | <b>5-11</b> | <b>195</b> | <b>5YR SR.</b>   |
|                                | or <b>2</b>  | <b>ETHAN JOHNSON</b>      | <b>5-11</b> | <b>195</b> | <b>JR.</b>       |
|                                | 13           | Elijah Mc-Cantos          | 6-0         | 190        | R-So.            |
| <b>STAR</b>                    | <b>11</b>    | <b>AVARION COLE</b>       | <b>6-0</b>  | <b>200</b> | <b>R-JR.</b>     |
|                                | or <b>37</b> | <b>ANDRE HAMILTON</b>     | <b>6-0</b>  | <b>200</b> | <b>5YR SR.</b>   |

# WELCOME TO THE ROCK

ELEVATION 3,333 FT.



## APP STATE RECORD AT KIDD BREWER STADIUM SINCE 2003: 122-23

**K**idd Brewer Stadium stakes claim to being one of the toughest but also most picturesque college football venues in the nation.

After "The Rock" was voted the top Group of Five stadium in the country by CFB Campus Tour in 2023 and 2024, ESPN named Kidd Brewer Stadium one of the top 25 stadiums in all of college football.

In the 63rd season in the venue, which opened as Conrad Stadium on Sept. 15, 1962, App State has a 276-81-5 all-time record at The Rock.

In 2023, App State set single-season school and Sun Belt records with an average home crowd of 34,734. The Mountaineers broke their own league and program records established in 2022, with that season breaking both 2021 records.

With the construction of the \$50 million north end zone facility, removal of the track and installation of new turf, The Rock had a new look in 2021, as the end zone facility opened for fans before a 2020 game vs. Georgia State. Hall of Fame coach Jerry Moore was also honored before the 2021 opener with a plaza and statue in his name.

Kidd Brewer Stadium's official seating capacity was 16,650 in 2007, but several expansion projects, including construction of the 120,000-square-foot App State Athletics Center, have almost doubled the capacity.



### TOP 10 HOME CROWDS

|     | Atten.  | Opponent        | Result   | Date           |
|-----|---------|-----------------|----------|----------------|
| T1) | 40,168  | East Carolina   | W, 43-28 | Sept. 16, 2023 |
| T1) | 40,168  | North Carolina  | L, 63-61 | Sept. 3, 2022  |
| 3)  | 36,752* | ECU (Thurs.)    | W, 33-19 | Sept. 2, 2021  |
| 4)  | 36,232  | ETSU            | W, 38-10 | Aug. 31, 2024  |
| 5)  | 36,075  | Gardner-Webb    | W, 45-24 | Sept. 2, 2023  |
| 6)  | 35,126  | Wake Forest     | L, 20-19 | Sept. 23, 2017 |
| 7)  | 34,954  | Old Dominion    | W, 28-20 | Nov. 2, 2024   |
| 8)  | 34,658  | #25 Miami       | L, 45-10 | Sept. 17, 2016 |
| 9)  | 34,406  | Troy (GameDay)  | W, 32-28 | Sept. 17, 2022 |
| 10) | 34,252  | Coastal (Tues.) | L, 27-23 | Oct. 10, 2023  |

\*Officially home game in Charlotte's Bank of America Stadium

### KBS RECORDS SINCE 2003

| Year            | Won | Lost | Tied | Pct.  | Year       | Won       | Lost     | Tied        | Pct.  |
|-----------------|-----|------|------|-------|------------|-----------|----------|-------------|-------|
| 2003            | 5   | 0    | 0    | 1.000 | 2014       | 4         | 2        | 0           | .667  |
| 2004            | 6   | 0    | 0    | 1.000 | 2015       | 5         | 1        | 0           | .833  |
| 2005            | 7   | 0    | 0    | 1.000 | 2016       | 5         | 1        | 0           | .833  |
| 2006            | 9   | 0    | 0    | 1.000 | 2017       | 5         | 1        | 0           | .833  |
| 2007            | 8   | 1    | 0    | .889  | 2018       | 6         | 0        | 0           | 1.000 |
| 2008            | 7   | 1    | 0    | .875  | 2019       | 6         | 1        | 0           | .857  |
| 2009            | 6   | 1    | 0    | .857  | 2020       | 5         | 1        | 0           | .833  |
| 2010            | 7   | 1    | 0    | .875  | 2021       | 6         | 0        | 0           | 1.000 |
| 2011            | 6   | 1    | 0    | .857  | 2022       | 5         | 2        | 0           | .714  |
| 2012            | 4   | 3    | 0    | .571  | 2023       | 5         | 1        | 0           | .833  |
| 2013            | 2   | 4    | 0    | .333  | 2024       | 3         | 1        | 0           | .750  |
| <b>FBS</b>      |     |      |      |       | <b>55</b>  | <b>11</b> | <b>0</b> | <b>.833</b> |       |
| <b>All-Time</b> |     |      |      |       | <b>276</b> | <b>81</b> | <b>5</b> | <b>.769</b> |       |



2024-25 App State Football  
Game Results  
All games

Team Results

|   | Date       | Opponent         |   | Score | Overall | Conf | Time | Attend |
|---|------------|------------------|---|-------|---------|------|------|--------|
|   | 08/31/2024 | ETSU             | W | 38-10 | 1-0     | 0-0  | 3:02 | 36232  |
|   | 09/07/2024 | at Clemson       | L | 20-66 | 1-1     | 0-0  | 3:32 | 81500  |
|   | 09/14/2024 | at East Carolina | W | 21-19 | 2-1     | 0-0  | 3:22 | 46117  |
| * | 09/19/2024 | South Alabama    | L | 14-48 | 2-2     | 0-1  | 3:42 | 34133  |
| * | 10/05/2024 | at Marshall      | L | 37-52 | 2-3     | 0-2  | 3:40 | 28023  |
| * | 10/12/2024 | at Louisiana     | L | 24-34 | 2-4     | 0-3  | 3:25 | 14058  |
| * | 10/26/2024 | Georgia St.      | W | 33-26 | 3-4     | 1-3  | 3:13 | 33783  |
| * | 11/02/2024 | Old Dominion     | W | 28-20 | 4-4     | 2-3  | 3:07 | 34954  |



2024-25 App State Football  
Overall Team Statistics  
All games

Team Statistics

|                                  | APP            | OPP            |
|----------------------------------|----------------|----------------|
| <b>Scoring</b>                   | <b>215</b>     | <b>275</b>     |
| Points per game                  | 26.9           | 34.4           |
| Points Off Turnovers             | 10             | 50             |
| <b>First Downs</b>               | <b>197</b>     | <b>172</b>     |
| Rushing                          | 76             | 82             |
| Passing                          | 103            | 72             |
| Penalty                          | 18             | 18             |
| <b>Rushing Yardage</b>           | <b>1222</b>    | <b>1613</b>    |
| Yards gained rushing             | 1355           | 1758           |
| Yards lost rushing               | 133            | 145            |
| Rushing attempts                 | 270            | 292            |
| Average per rush                 | 4.5            | 5.5            |
| Average per game                 | 152.8          | 201.6          |
| TDs Rushing                      | 9              | 17             |
| <b>Passing Yardage</b>           | <b>2270</b>    | <b>1813</b>    |
| Comp-Att-Int                     | 170-303-12     | 142-208-3      |
| Average per pass                 | 7.5            | 8.7            |
| Average per catch                | 13.4           | 12.8           |
| Average per game                 | 283.8          | 226.6          |
| TDs Passing                      | 18             | 16             |
| <b>Total offense</b>             | <b>3492</b>    | <b>3426</b>    |
| Total plays                      | 573            | 500            |
| Average per play                 | 6.1            | 6.9            |
| Average per game                 | 436.5          | 428.3          |
| <b>Kick returns: #-Yards</b>     | <b>20-388</b>  | <b>21-377</b>  |
| <b>Punt returns: #-Yards</b>     | <b>3-36</b>    | <b>16-136</b>  |
| <b>Int returns: #-Yards</b>      | <b>3-21</b>    | <b>12-178</b>  |
| <b>Kick return average</b>       | <b>19.4</b>    | <b>18.0</b>    |
| <b>Punt return average</b>       | <b>12.0</b>    | <b>8.5</b>     |
| <b>Int return average</b>        | <b>7.0</b>     | <b>14.8</b>    |
| <b>Fumbles-Lost</b>              | <b>7-5</b>     | <b>12-6</b>    |
| <b>Penalties-Yards</b>           | <b>53-522</b>  | <b>53-478</b>  |
| Average per game                 | 65.3           | 59.8           |
| <b>Punts-Yards</b>               | <b>32-1302</b> | <b>26-1111</b> |
| Average per punt                 | 40.7           | 42.7           |
| Net punt average                 | 35.2           | 36.0           |
| <b>Kickoffs-Yards</b>            | <b>41-2364</b> | <b>55-3504</b> |
| Average per kick                 | 57.7           | 63.7           |
| Net kick average                 | 36.9           | 40.6           |
| <b>Time of possession / game</b> | <b>30:42</b>   | <b>29:08</b>   |
| <b>3rd-down conversion</b>       | <b>45/103</b>  | <b>39/89</b>   |
| 3rd-down pct                     | 44%            | 44%            |
| <b>4th-down conversion</b>       | <b>8/12</b>    | <b>4/11</b>    |



**2024-25 App State Football  
Overall Team Statistics  
All games**

|                                    | <b>APP</b>          | <b>OPP</b>         |
|------------------------------------|---------------------|--------------------|
| 4th-down pct                       | 67%                 | 36%                |
| <b>Sacks by-Yards</b>              | <b>16-89</b>        | <b>9-70</b>        |
| <b>Misc Yards</b>                  | <b>0</b>            | <b>0</b>           |
| <b>Touchdowns scored</b>           | <b>27</b>           | <b>35</b>          |
| <b>Field goals - attempts</b>      | <b>8-10</b>         | <b>11-13</b>       |
| <b>On-Side kicks</b>               | <b>0-2</b>          | <b>0-0</b>         |
| <b>Red-zone scores</b>             | <b>(24-32) 75%</b>  | <b>(27-29) 93%</b> |
| <b>Red-zone touchdowns</b>         | <b>(18-32) 56%</b>  | <b>(18-29) 62%</b> |
| <b>PAT-attempts</b>                | <b>(23-23) 100%</b> | <b>(32-34) 94%</b> |
| <b>2-point conversion-attempts</b> | <b>(2-4) 50%</b>    | <b>(0-1) 0%</b>    |
| <b>Attendance</b>                  | <b>139102</b>       | <b>169698</b>      |
| Games / Avg per game               | 4/34776             | 4/42425            |
| Neutral site games                 | -                   | 0/0                |

**Score by Periods**

| <b>Team</b> | <b>1st</b> | <b>2nd</b> | <b>3rd</b> | <b>4th</b> | <b>OT</b> | <b>TOT</b> |
|-------------|------------|------------|------------|------------|-----------|------------|
| App State   | 22         | 92         | 45         | 56         | 0         | 215        |
| Opponents   | 78         | 107        | 49         | 41         | 0         | 275        |



**2024-25 App State Football  
Individual Statistics  
All games**

**Rushing**

| Player           | gp       | att        | gain        | loss       | net         | avg        | td        | lg        | avg/g        |
|------------------|----------|------------|-------------|------------|-------------|------------|-----------|-----------|--------------|
| Ahmani Marshall  | 8        | 73         | 361         | 7          | 354         | 4.8        | 3         | 29        | 44.3         |
| Kanye Roberts    | 8        | 82         | 340         | 8          | 332         | 4.0        | 1         | 18        | 41.5         |
| Anderson Castle  | 7        | 41         | 222         | 18         | 204         | 5.0        | 1         | 21        | 29.1         |
| Joey Aguilar     | 8        | 41         | 229         | 70         | 159         | 3.9        | 2         | 28        | 19.9         |
| Maquel Haywood   | 5        | 20         | 98          | 3          | 95          | 4.8        | 1         | 18        | 19.0         |
| Makai Jackson    | 8        | 5          | 90          | 0          | 90          | 18.0       | 1         | 47        | 11.3         |
| Kaedin Robinson  | 8        | 1          | 13          | 0          | 13          | 13.0       | 0         | 13        | 1.6          |
| Jaylon Calhoun   | 6        | 1          | 2           | 0          | 2           | 2.0        | 0         | 2         | 0.3          |
| Team             | 8        | 6          | 0           | 27         | -27         | -4.5       | 0         | 0         | -3.4         |
| <b>Total</b>     | <b>8</b> | <b>270</b> | <b>1355</b> | <b>133</b> | <b>1222</b> | <b>4.5</b> | <b>9</b>  | <b>47</b> | <b>152.8</b> |
| <b>Opponents</b> | <b>8</b> | <b>292</b> | <b>1758</b> | <b>145</b> | <b>1613</b> | <b>5.5</b> | <b>17</b> | <b>83</b> | <b>201.6</b> |

**Punt Returns**

| Player           | no.       | yds        | avg         | td       | lg        |
|------------------|-----------|------------|-------------|----------|-----------|
| Kaedin Robinson  | 2         | 36         | 18.0        | 0        | 30        |
| Ahmani Marshall  | 1         | 0          | 0.0         | 0        | 0         |
| <b>Total</b>     | <b>3</b>  | <b>36</b>  | <b>12.0</b> | <b>0</b> | <b>30</b> |
| <b>Opponents</b> | <b>16</b> | <b>136</b> | <b>8.5</b>  | <b>0</b> | <b>29</b> |

**Interceptions**

| Player           | no.       | yds        | avg         | td       | lg        |
|------------------|-----------|------------|-------------|----------|-----------|
| Seth Robertson   | 1         | 21         | 21.0        | 0        | 21        |
| Jordan Favors    | 1         | 0          | 0.0         | 0        | 0         |
| Zyeir Gamble     | 1         | 0          | 0.0         | 0        | 0         |
| <b>Total</b>     | <b>3</b>  | <b>21</b>  | <b>7.0</b>  | <b>0</b> | <b>21</b> |
| <b>Opponents</b> | <b>12</b> | <b>178</b> | <b>14.8</b> | <b>2</b> | <b>96</b> |

**Passing**

| Player           | gp       | effic        | comp-att-int      | pct         | yds         | td        | lg        | avg/g        |
|------------------|----------|--------------|-------------------|-------------|-------------|-----------|-----------|--------------|
| Joey Aguilar     | 8        | 132.9        | 170-301-10        | 56.5        | 2270        | 18        | 83        | 283.8        |
| Kaedin Robinson  | 8        | -200.0       | 0-1-1             | 0.0         | 0           | 0         | 0         | 0.0          |
| Billy Wiles      | 2        | -200.0       | 0-1-1             | 0.0         | 0           | 0         | 0         | 0.0          |
| Team             | 8        | 397.0        | 0-0-0             | 0.0         | 0           | 0         | 0         | 0.0          |
| <b>Total</b>     | <b>8</b> | <b>130.7</b> | <b>170-303-12</b> | <b>56.1</b> | <b>2270</b> | <b>18</b> | <b>83</b> | <b>283.8</b> |
| <b>Opponents</b> | <b>8</b> | <b>164.0</b> | <b>142-208-3</b>  | <b>68.3</b> | <b>1813</b> | <b>16</b> | <b>76</b> | <b>226.6</b> |

**Kick Returns**

| Player           | no.       | yds        | avg         | td       | lg        |
|------------------|-----------|------------|-------------|----------|-----------|
| Kanye Roberts    | 8         | 162        | 20.3        | 0        | 27        |
| Makai Jackson    | 7         | 142        | 20.3        | 0        | 34        |
| Maquel Haywood   | 5         | 84         | 16.8        | 0        | 19        |
| <b>Total</b>     | <b>20</b> | <b>388</b> | <b>19.4</b> | <b>0</b> | <b>34</b> |
| <b>Opponents</b> | <b>21</b> | <b>377</b> | <b>18.0</b> | <b>0</b> | <b>32</b> |

**Receiving**

| Player           | gp       | no.        | yds         | avg         | td        | lg        | avg/g        |
|------------------|----------|------------|-------------|-------------|-----------|-----------|--------------|
| Kaedin Robinson  | 8        | 48         | 764         | 15.9        | 1         | 50        | 95.5         |
| Makai Jackson    | 8        | 31         | 355         | 11.5        | 3         | 42        | 44.4         |
| Christan Horn    | 6        | 18         | 336         | 18.7        | 1         | 83        | 56.0         |
| Eli Wilson       | 7        | 16         | 203         | 12.7        | 3         | 34        | 29.0         |
| Dalton Stroman   | 7        | 15         | 258         | 17.2        | 5         | 47        | 36.9         |
| Anderson Castle  | 7        | 12         | 82          | 6.8         | 0         | 20        | 11.7         |
| Kanye Roberts    | 8        | 8          | 80          | 10.0        | 1         | 16        | 10.0         |
| Maquel Haywood   | 5        | 5          | 52          | 10.4        | 0         | 17        | 10.4         |
| Ahmani Marshall  | 8        | 4          | 21          | 5.3         | 0         | 11        | 2.6          |
| David Larkins    | 7        | 4          | 12          | 3.0         | 1         | 5         | 1.7          |
| Kanen Hamlett    | 8        | 4          | 35          | 8.8         | 2         | 19        | 4.4          |
| Michael Hetzel   | 7        | 2          | 32          | 16.0        | 0         | 27        | 4.6          |
| William Fowles   | 8        | 2          | 29          | 14.5        | 0         | 19        | 3.6          |
| Max Drag         | 8        | 1          | 11          | 11.0        | 1         | 11        | 1.4          |
| <b>Total</b>     | <b>8</b> | <b>170</b> | <b>2270</b> | <b>13.4</b> | <b>18</b> | <b>83</b> | <b>283.8</b> |
| <b>Opponents</b> | <b>8</b> | <b>142</b> | <b>1813</b> | <b>12.8</b> | <b>16</b> | <b>76</b> | <b>226.6</b> |

**Fumble Returns**

| Player             | no.      | yds       | avg         | td       | lg        |
|--------------------|----------|-----------|-------------|----------|-----------|
| Brendan Harrington | 1        | 0         | 0.0         | 0        | 0         |
| Michael Fletcher   | 1        | 0         | 0.0         | 0        | 0         |
| Shawn Collins      | 1        | 0         | 0.0         | 0        | 0         |
| Jordan Favors      | 1        | 0         | 0.0         | 0        | 0         |
| Thomas Davis       | 1        | 0         | 0.0         | 0        | 0         |
| Andre Hamilton     | 1        | 0         | 0.0         | 0        | 0         |
| <b>Total</b>       | <b>6</b> | <b>0</b>  | <b>0.0</b>  | <b>0</b> | <b>0</b>  |
| <b>Opponents</b>   | <b>5</b> | <b>70</b> | <b>14.0</b> | <b>0</b> | <b>70</b> |



**2024-25 App State Football  
Individual Statistics  
All games**

**Scoring**

| Player           | td        | fg           | PAT          |          |          |          | dxp      | saf      | pts        |
|------------------|-----------|--------------|--------------|----------|----------|----------|----------|----------|------------|
|                  |           |              | kick         | rush     | rcv      | pass     |          |          |            |
| Dalton Stroman   | 5         | -            | -            | -        | -        | -        | -        | 30       |            |
| Michael Hughes   | -         | 5-5          | 10-10        | -        | -        | -        | -        | 25       |            |
| Makai Jackson    | 4         | -            | -            | -        | -        | -        | -        | 24       |            |
| Jackson Moore    | -         | 3-5          | 13-13        | -        | -        | -        | -        | 22       |            |
| Eli Wilson       | 3         | -            | -            | -        | 1        | -        | -        | 20       |            |
| Ahmani Marshall  | 3         | -            | -            | -        | -        | -        | -        | 18       |            |
| Joey Aguilar     | 2         | -            | -            | 1        | -        | 1        | -        | 14       |            |
| Kanen Hamlett    | 2         | -            | -            | -        | -        | -        | -        | 12       |            |
| Kanye Roberts    | 2         | -            | -            | -        | -        | -        | -        | 12       |            |
| Christan Horn    | 1         | -            | -            | -        | -        | -        | -        | 6        |            |
| Anderson Castle  | 1         | -            | -            | -        | -        | -        | -        | 6        |            |
| Kaedin Robinson  | 1         | -            | -            | -        | -        | -        | -        | 6        |            |
| David Larkins    | 1         | -            | -            | -        | -        | -        | -        | 6        |            |
| Maquel Haywood   | 1         | -            | -            | -        | -        | -        | -        | 6        |            |
| Max Drag         | 1         | -            | -            | -        | -        | -        | -        | 6        |            |
| <b>Total</b>     | <b>27</b> | <b>8-10</b>  | <b>23-23</b> | <b>1</b> | <b>1</b> | <b>1</b> | <b>0</b> | <b>1</b> | <b>215</b> |
| <b>Opponents</b> | <b>35</b> | <b>11-13</b> | <b>32-34</b> | <b>0</b> | <b>0</b> | <b>0</b> | <b>0</b> | <b>0</b> | <b>275</b> |

**Total Offense**

| Player           | g        | plays      | rush        | pass        | total       | avg/g        |
|------------------|----------|------------|-------------|-------------|-------------|--------------|
| Joey Aguilar     | 8        | 342        | 159         | 2270        | 2429        | 303.6        |
| Ahmani Marshall  | 8        | 73         | 354         | 0           | 354         | 44.3         |
| Kanye Roberts    | 8        | 82         | 332         | 0           | 332         | 41.5         |
| Anderson Castle  | 7        | 41         | 204         | 0           | 204         | 29.1         |
| Maquel Haywood   | 5        | 20         | 95          | 0           | 95          | 19.0         |
| Makai Jackson    | 8        | 5          | 90          | 0           | 90          | 11.3         |
| Kaedin Robinson  | 8        | 2          | 13          | 0           | 13          | 1.6          |
| Jaylon Calhoun   | 6        | 1          | 2           | 0           | 2           | 0.3          |
| Team             | 8        | 0          | -27         | 0           | -27         | -3.4         |
| <b>Total</b>     | <b>8</b> | <b>573</b> | <b>1222</b> | <b>2270</b> | <b>3492</b> | <b>436.5</b> |
| <b>Opponents</b> | <b>8</b> | <b>500</b> | <b>1613</b> | <b>1813</b> | <b>3426</b> | <b>428.3</b> |

**Punting**

| Player           | no.       | yds         | avg         | lg        | tb       | fc        | i20       | 50+      | blk      |
|------------------|-----------|-------------|-------------|-----------|----------|-----------|-----------|----------|----------|
| Conner Maynard   | 21        | 882         | 42.0        | 50        | 2        | 2         | 9         | 1        | 0        |
| Mitchell Lake    | 11        | 420         | 38.2        | 61        | 0        | 3         | 2         | 1        | 0        |
| <b>Total</b>     | <b>32</b> | <b>1302</b> | <b>40.7</b> | <b>61</b> | <b>2</b> | <b>5</b>  | <b>11</b> | <b>2</b> | <b>0</b> |
| <b>Opponents</b> | <b>26</b> | <b>1111</b> | <b>42.7</b> | <b>66</b> | <b>7</b> | <b>10</b> | <b>5</b>  | <b>7</b> | <b>1</b> |

**Field Goals**

| Player           | fg           | pct.        | 01-19      | 20-29      | 30-39      | 40-49      | 50-99      | lg        | blk      |
|------------------|--------------|-------------|------------|------------|------------|------------|------------|-----------|----------|
| Michael Hughes   | 5-5          | 100.0       | 0-0        | 1-1        | 4-4        | 0-0        | 0-0        | 36        | 0        |
| Jackson Moore    | 3-5          | 60.0        | 0-0        | 0-0        | 1-3        | 2-2        | 0-0        | 44        | 0        |
| <b>Opponents</b> | <b>11-13</b> | <b>84.6</b> | <b>0-0</b> | <b>4-4</b> | <b>4-5</b> | <b>2-2</b> | <b>1-2</b> | <b>53</b> | <b>0</b> |

**Kickoffs**

| Player           | no.       | yds         | avg         | tb        | ob       | retn      | net         | ydIn      |
|------------------|-----------|-------------|-------------|-----------|----------|-----------|-------------|-----------|
| Michael Hughes   | 17        | 1047        | 61.6        | 11        | 0        |           |             |           |
| Cash McVay       | 17        | 1036        | 60.9        | 4         | 0        |           |             |           |
| Jackson Moore    | 7         | 281         | 40.1        | 0         | 1        |           |             |           |
| <b>Total</b>     | <b>41</b> | <b>2364</b> | <b>57.7</b> | <b>15</b> | <b>1</b> | <b>21</b> | <b>36.9</b> | <b>28</b> |
| <b>Opponents</b> | <b>55</b> | <b>3504</b> | <b>63.7</b> | <b>33</b> | <b>1</b> | <b>20</b> | <b>40.6</b> | <b>24</b> |

**FG Sequence**

| Team Name     | App State | Opponents    |
|---------------|-----------|--------------|
| Louisiana     | (44)      | (32),60,(53) |
| Marshall      | (42),39   | (38)         |
| Georgia St.   | 34,(33)   | (26),(38)    |
| ETSU          | (32)      | (25)         |
| Clemson       | (36),(35) | (36)         |
| East Carolina | (28),(35) | (48),36,(43) |
| Old Dominion  |           | (25),(25)    |

Numbers in (parentheses) indicate field goal was made

**All Purpose**

| Player           | g        | rush        | rcv         | pr         | kr         | ir         | total       | avg/g        |
|------------------|----------|-------------|-------------|------------|------------|------------|-------------|--------------|
| Kaedin Robinson  | 8        | 13          | 764         | 36         | 0          | 0          | 813         | 101.6        |
| Makai Jackson    | 8        | 90          | 355         | 0          | 142        | 0          | 587         | 73.4         |
| Kanye Roberts    | 8        | 332         | 80          | 0          | 162        | 0          | 574         | 71.8         |
| Ahmani Marshall  | 8        | 354         | 21          | 0          | 0          | 0          | 375         | 46.9         |
| Christan Horn    | 6        | 0           | 336         | 0          | 0          | 0          | 336         | 56.0         |
| Anderson Castle  | 7        | 204         | 82          | 0          | 0          | 0          | 286         | 40.9         |
| Dalton Stroman   | 7        | 0           | 258         | 0          | 0          | 0          | 258         | 36.9         |
| Maquel Haywood   | 5        | 95          | 52          | 0          | 84         | 0          | 231         | 46.2         |
| Eli Wilson       | 7        | 0           | 203         | 0          | 0          | 0          | 203         | 29.0         |
| Joey Aguilar     | 8        | 159         | 0           | 0          | 0          | 0          | 159         | 19.9         |
| Kanen Hamlett    | 8        | 0           | 35          | 0          | 0          | 0          | 35          | 4.4          |
| Michael Hetzel   | 7        | 0           | 32          | 0          | 0          | 0          | 32          | 4.6          |
| William Fowles   | 8        | 0           | 29          | 0          | 0          | 0          | 29          | 3.6          |
| Seth Robertson   | 8        | 0           | 0           | 0          | 0          | 21         | 21          | 2.6          |
| David Larkins    | 7        | 0           | 12          | 0          | 0          | 0          | 12          | 1.7          |
| Max Drag         | 8        | 0           | 11          | 0          | 0          | 0          | 11          | 1.4          |
| Jaylon Calhoun   | 6        | 2           | 0           | 0          | 0          | 0          | 2           | 0.3          |
| Team             | 8        | -27         | 0           | 0          | 0          | 0          | -27         | -3.4         |
| <b>Total</b>     | <b>8</b> | <b>1222</b> | <b>2270</b> | <b>36</b>  | <b>388</b> | <b>21</b>  | <b>3937</b> | <b>492.1</b> |
| <b>Opponents</b> | <b>8</b> | <b>1613</b> | <b>1813</b> | <b>136</b> | <b>377</b> | <b>178</b> | <b>4117</b> | <b>514.6</b> |



**2024-25 App State Football  
Overall Defense Statistics  
All games**

**Team Defense**

|    |                       |          | Tackles    |            |            |               | Sacks        | Pass defense |           |           | Fumbles    | blkd     |          |          |
|----|-----------------------|----------|------------|------------|------------|---------------|--------------|--------------|-----------|-----------|------------|----------|----------|----------|
| ## | Player                | gp       | ua         | a          | tot        | tfl/yds       | no-yds       | int-yds      | brup      | qbh       | fr-yds     | ff       | kick     | saf      |
| 21 | DJ Burks              | 8        | 21         | 21         | 42         | 2.5-7         | .            | .            | .         | .         | .          | .        | .        | .        |
| 56 | Kyle Arnholt          | 8        | 10         | 31         | 41         | 1.5-2         | .            | .            | .         | 1         | .          | .        | .        | .        |
| 8  | Brendan Harrington    | 8        | 20         | 20         | 40         | 1.5-3         | .            | .            | 1         | .         | 1-0        | .        | .        | .        |
| 26 | Caden Sullivan        | 8        | 13         | 20         | 33         | 0.5-1         | .            | .            | 1         | 2         | .          | .        | .        | .        |
| 7  | Jordan Favors         | 8        | 15         | 15         | 30         | 1-2           | .            | 1-0          | 3         | .         | 1-0        | .        | .        | .        |
| 27 | Ronald Clarke         | 7        | 16         | 14         | 30         | .             | .            | .            | .         | 1         | .          | .        | .        | .        |
| 15 | Thomas Davis          | 8        | 11         | 15         | 26         | 3.5-18        | 2-14         | .            | .         | 1         | 1-0        | .        | .        | .        |
| 6  | Jason Chambers        | 8        | 12         | 11         | 23         | .             | .            | .            | 1         | .         | .          | .        | .        | .        |
| 11 | Avarion Cole          | 7        | 10         | 13         | 23         | 1.5-5         | .            | .            | 1         | .         | .          | .        | .        | .        |
| 91 | Joshua Donald         | 8        | 10         | 12         | 22         | 5-21          | 3-19         | .            | .         | 1         | .          | 1        | .        | .        |
| 90 | Nate Johnson          | 8        | 4          | 16         | 20         | 0.5-1         | 0.5-1        | .            | 1         | 1         | .          | .        | .        | .        |
| 29 | Santana Hopper        | 7        | 7          | 12         | 19         | 6-26          | 4-22         | .            | .         | .         | .          | 2        | .        | .        |
| 95 | Montez Kelley         | 8        | 8          | 10         | 18         | 1.5-4         | 1-2          | .            | .         | .         | .          | .        | .        | .        |
| 2  | Ethan Johnson         | 8        | 11         | 6          | 17         | .             | .            | .            | 2         | 1         | .          | 1        | .        | .        |
| 12 | Shawn Collins         | 8        | 7          | 8          | 15         | 2-4           | 1-3          | .            | 1         | 4         | 1-0        | 1        | .        | .        |
| 13 | Elijah Mc-Cantos      | 8        | 6          | 8          | 14         | .             | .            | .            | .         | .         | .          | .        | .        | .        |
| 16 | Seth Robertson        | 8        | 6          | 7          | 13         | 1-1           | .            | 1-21         | .         | .         | .          | .        | .        | .        |
| 37 | Andre Hamilton        | 8        | 8          | 5          | 13         | .             | .            | .            | .         | .         | 1-0        | 1        | .        | .        |
| 24 | Cahari Haynes         | 8        | 7          | 6          | 13         | 2-9           | 1-5          | .            | .         | .         | .          | .        | .        | .        |
| 33 | Derrell Farrar        | 2        | 6          | 6          | 12         | 2-8           | 1-7          | .            | .         | 1         | .          | .        | .        | .        |
| 5  | Michael Fletcher      | 7        | 3          | 7          | 10         | 2-11          | 2-11         | .            | .         | 5         | 1-0        | .        | .        | .        |
| 4  | Myles Farmer          | 3        | 2          | 7          | 9          | 0.5-0         | .            | .            | .         | .         | .          | .        | .        | .        |
| 97 | Kevin Abrams-Verwayne | 4        | 2          | 7          | 9          | 1-5           | 0.5-5        | .            | .         | 1         | .          | .        | .        | .        |
| 17 | Jalik Thomas          | 4        | 6          | 2          | 8          | 1-2           | .            | .            | .         | .         | .          | .        | .        | .        |
| 34 | Zyeir Gamble          | 6        | 3          | 4          | 7          | .             | .            | 1-0          | 1         | .         | .          | .        | .        | .        |
| 98 | Jason Hertz           | 6        | .          | 7          | 7          | 0.5-1         | .            | .            | .         | 1         | .          | .        | .        | .        |
| 45 | Nick Campbell         | 5        | 2          | 5          | 7          | .             | .            | .            | .         | .         | .          | .        | .        | .        |
| 0  | Trenton Alan Yowe     | 6        | 4          | 3          | 7          | .             | .            | .            | .         | .         | .          | .        | .        | .        |
| 19 | Nick Taylor           | 4        | 4          | 2          | 6          | .             | .            | .            | 1         | .         | .          | .        | .        | .        |
| 96 | Josiah Wyatt          | 8        | 2          | 2          | 4          | .             | .            | .            | .         | .         | .          | .        | .        | .        |
| 10 | Colton Phares         | 7        | 1          | 3          | 4          | .             | .            | .            | .         | .         | .          | .        | .        | .        |
| 92 | AJ Mebane             | 5        | 1          | 2          | 3          | .             | .            | .            | .         | .         | .          | .        | .        | .        |
| 15 | Makai Jackson         | 8        | 2          | .          | 2          | .             | .            | .            | .         | .         | .          | .        | .        | .        |
| 9  | Markus Clark          | 2        | 2          | .          | 2          | .             | .            | .            | .         | .         | .          | .        | .        | .        |
| 80 | Max Drag              | 8        | .          | 1          | 1          | .             | .            | .            | .         | .         | .          | .        | .        | .        |
| 14 | Kanye Roberts         | 8        | 1          | .          | 1          | .             | .            | .            | .         | .         | .          | .        | .        | .        |
| 87 | Eli Wilson            | 7        | 1          | .          | 1          | .             | .            | .            | .         | .         | .          | .        | .        | .        |
| 13 | Christan Horn         | 6        | 1          | .          | 1          | .             | .            | .            | .         | .         | .          | .        | .        | .        |
| 43 | Cash McVay            | 4        | 1          | .          | 1          | .             | .            | .            | .         | .         | .          | .        | .        | .        |
| 42 | Christian Johnstone   | 8        | 1          | .          | 1          | .             | .            | .            | .         | .         | .          | .        | .        | .        |
| 3  | Ahmani Marshall       | 8        | .          | .          | .          | .             | .            | .            | .         | .         | .          | .        | 1        | .        |
|    |                       |          | Tackles    |            |            |               | Sacks        | Pass defense |           |           | Fumbles    | blkd     |          |          |
| ## | Player                | gp       | ua         | a          | tot        | tfl/yds       | no-yds       | int-yds      | brup      | qbh       | fr-yds     | ff       | kick     | saf      |
|    | <b>Totals</b>         | <b>8</b> | <b>247</b> | <b>308</b> | <b>555</b> | <b>37-131</b> | <b>16-89</b> | <b>3-21</b>  | <b>13</b> | <b>20</b> | <b>6-0</b> | <b>6</b> | <b>1</b> | <b>1</b> |
|    | Opponents             | 8        | 251        | 322        | 573        | 35-114        | 9-70         | 12-178       | 42        | 46        | 5-70       | 6        | 0        | 0        |





**2024-25 App State Football  
Total Tackles Game-by-Game  
All games**

**Total Tackles**

| Player                | S-A   | Total | ETSU | CU  | ECU | USA | Marsh | LA  | GSU | ODU |
|-----------------------|-------|-------|------|-----|-----|-----|-------|-----|-----|-----|
| DJ Burks              | 21-21 | 42    | 0-2  | 4-2 | 5-3 | 6-8 | 1-0   | 3-2 | -   | 2-4 |
| Kyle Arnholt          | 10-31 | 41    | 0-10 | 2-0 | 1-2 | 0-4 | 0-8   | 4-0 | 1-4 | 2-3 |
| Brendan Harrington    | 20-20 | 40    | 1-5  | 2-4 | 1-1 | 1-1 | 1-3   | 6-0 | 2-3 | 6-3 |
| Caden Sullivan        | 13-20 | 33    | 2-4  | 3-2 | 4-5 | 2-4 | 1-2   | 1-2 | 0-1 | -   |
| Ronald Clarke         | 16-14 | 30    | 2-3  | 4-4 | 3-2 | 1-1 | 2-2   | -   | 4-2 | DNP |
| Jordan Favors         | 15-15 | 30    | -    | 4-1 | 0-2 | 0-1 | 3-0   | 2-1 | 5-5 | 1-5 |
| Thomas Davis          | 11-15 | 26    | 3-1  | -   | 1-2 | 1-1 | 1-4   | 3-1 | 1-4 | 1-2 |
| Jason Chambers        | 12-11 | 23    | -    | 2-2 | 2-0 | 0-3 | 0-1   | 3-1 | 3-3 | 2-1 |
| Avarion Cole          | 10-13 | 23    | 2-1  | 1-1 | 2-1 | 2-6 | 2-0   | DNP | -   | 1-4 |
| Joshua Donald         | 10-12 | 22    | 0-2  | 0-1 | 2-3 | -   | 1-3   | 2-1 | 2-1 | 3-1 |
| Nate Johnson          | 4-16  | 20    | 0-5  | -   | -   | 1-2 | 1-3   | 1-0 | 1-0 | 0-6 |
| Santana Hopper        | 7-12  | 19    | DNP  | 0-1 | 2-1 | 1-2 | 0-2   | 2-0 | 1-4 | 1-2 |
| Montez Kelley         | 8-10  | 18    | 1-2  | 1-1 | 2-0 | 2-0 | 0-3   | 1-1 | 0-3 | 1-0 |
| Ethan Johnson         | 11-6  | 17    | 0-2  | 1-0 | 1-0 | 1-1 | 3-0   | 1-0 | 3-1 | 1-2 |
| Shawn Collins         | 7-8   | 15    | 1-1  | -   | 0-2 | 0-1 | 1-2   | -   | 2-1 | 3-1 |
| Elijah Mc-Cantos      | 6-8   | 14    | 0-1  | 4-1 | 1-0 | 0-2 | -     | 0-1 | 0-2 | 1-1 |
| Andre Hamilton        | 8-5   | 13    | 0-2  | 4-1 | -   | 0-1 | 1-0   | 2-1 | 1-0 | -   |
| Cahari Haynes         | 7-6   | 13    | 1-1  | 1-0 | 1-3 | 2-1 | 2-1   | -   | -   | -   |
| Seth Robertson        | 6-7   | 13    | 1-1  | 0-1 | -   | 0-2 | -     | 2-1 | 1-0 | 2-2 |
| Derrell Farrar        | 6-6   | 12    | 2-1  | 4-5 | DNP | DNP | DNP   | DNP | DNP | DNP |
| Michael Fletcher      | 3-7   | 10    | -    | -   | DNP | 0-1 | 0-1   | 1-0 | 0-3 | 2-2 |
| Myles Farmer          | 2-7   | 9     | 1-1  | 0-2 | DNP | DNP | 1-4   | DNP | DNP | DNP |
| Kevin Abrams-Verwayne | 2-7   | 9     | 1-4  | 0-1 | 1-0 | 0-2 | DNP   | DNP | DNP | DNP |
| Jalik Thomas          | 6-2   | 8     | 1-1  | 2-1 | 2-0 | 1-0 | DNP   | DNP | DNP | DNP |
| Trenton Alan Yowe     | 4-3   | 7     | 2-1  | 2-0 | -   | 0-1 | 0-1   | -   | DNP | DNP |
| Zyeir Gamble          | 3-4   | 7     | DNP  | -   | -   | -   | DNP   | 3-0 | -   | 0-4 |
| Nick Campbell         | 2-5   | 7     | -    | 0-1 | DNP | 2-2 | 0-2   | -   | DNP | DNP |
| Jason Hertz           | 0-7   | 7     | 0-1  | -   | 0-3 | DNP | DNP   | -   | 0-1 | 0-2 |
| Nick Taylor           | 4-2   | 6     | DNP  | DNP | DNP | DNP | -     | 1-0 | 1-1 | 2-1 |
| Josiah Wyatt          | 2-2   | 4     | 0-2  | 1-0 | -   | 1-0 | -     | -   | -   | -   |
| Colton Phares         | 1-3   | 4     | -    | -   | -   | -   | 1-2   | DNP | 0-1 | -   |
| Aj Mebane             | 1-2   | 3     | 0-2  | -   | 1-0 | -   | DNP   | -   | DNP | DNP |
| Markus Clark          | 2-0   | 2     | -    | 2-0 | DNP | DNP | DNP   | DNP | DNP | DNP |
| Makai Jackson         | 2-0   | 2     | -    | -   | -   | -   | -     | 1-0 | -   | 1-0 |
| Christan Horn         | 1-0   | 1     | -    | -   | -   | 1-0 | DNP   | -   | -   | DNP |
| Kanye Roberts         | 1-0   | 1     | -    | -   | -   | -   | -     | 1-0 | -   | -   |
| Christian Johnstone   | 1-0   | 1     | -    | -   | -   | 1-0 | -     | -   | -   | -   |
| Cash McVay            | 1-0   | 1     | DNP  | DNP | DNP | DNP | -     | -   | 1-0 | -   |
| Eli Wilson            | 1-0   | 1     | -    | -   | -   | -   | -     | 1-0 | -   | DNP |
| Max Drag              | 0-1   | 1     | -    | -   | -   | 0-1 | -     | -   | -   | -   |



**2024-25 App State Football  
Sacks Game-by-Game  
All games**

| Player                | UA-A | Total | ETSU  | CU | ECU | USA | Marsh | LA  | GSU   | ODU   |
|-----------------------|------|-------|-------|----|-----|-----|-------|-----|-------|-------|
| Santana Hopper        | 3-2  | 4     | DNP   | -  | 1-2 | 1-1 | -     | -   | 2-19  | -     |
| Joshua Donald         | 3-0  | 3     | -     | -  | 1-8 | -   | -     | -   | -     | 2-11  |
| Michael Fletcher      | 1-2  | 2     | -     | -  | DNP | -   | -     | -   | 0.5-4 | 1.5-7 |
| Thomas Davis          | 1-2  | 2     | 1.5-9 | -  | -   | -   | -     | -   | 0.5-5 | -     |
| Shawn Collins         | 1-0  | 1     | -     | -  | -   | -   | -     | -   | -     | 1-3   |
| Cahari Haynes         | 1-0  | 1     | -     | -  | 1-5 | -   | -     | -   | -     | -     |
| Derrell Farrar        | 1-0  | 1     | 1-7   | -  | DNP | DNP | DNP   | DNP | DNP   | DNP   |
| Montez Kelley         | 1-0  | 1     | -     | -  | 1-2 | -   | -     | -   | -     | -     |
| Nate Johnson          | 0-1  | 0.5   | -     | -  | -   | -   | -     | -   | -     | 0.5-1 |
| Kevin Abrams-Verwayne | 0-1  | 0.5   | 0.5-5 | -  | -   | -   | DNP   | DNP | DNP   | DNP   |



**2024-25 App State Football  
Tackles For Loss Game-by-Game  
All games**

| Player                | UA-A | Total | ETSU  | CU    | ECU   | USA   | Marsh | LA    | GSU    | ODU    |
|-----------------------|------|-------|-------|-------|-------|-------|-------|-------|--------|--------|
| Santana Hopper        | 4-4  | 6.0   | DNP   | -     | 1.0-2 | 1.5-3 | -     | 1.0-1 | 2.0-19 | 0.5-1  |
| Joshua Donald         | 5-0  | 5.0   | -     | -     | 1.0-8 | -     | -     | 1.0-1 | -      | 3.0-12 |
| Thomas Davis          | 2-3  | 3.5   | 1.5-9 | -     | -     | -     | 1.5-4 | -     | 0.5-5  | -      |
| DJ Burks              | 2-1  | 2.5   | -     | 1.0-1 | -     | 1.0-5 | -     | -     | -      | 0.5-1  |
| Shawn Collins         | 2-0  | 2.0   | -     | -     | -     | -     | -     | -     | 1.0-1  | 1.0-3  |
| Cahari Haynes         | 2-0  | 2.0   | -     | -     | 1.0-5 | -     | 1.0-4 | -     | -      | -      |
| Derrell Farrar        | 2-0  | 2.0   | 1.0-7 | 1.0-1 | DNP   | DNP   | DNP   | DNP   | DNP    | DNP    |
| Michael Fletcher      | 1-2  | 2.0   | -     | -     | DNP   | -     | -     | -     | 0.5-4  | 1.5-7  |
| Brendan Harrington    | 1-1  | 1.5   | 0.5-1 | -     | -     | -     | -     | -     | 1.0-2  | -      |
| Avarion Cole          | 1-1  | 1.5   | 1.0-2 | -     | -     | 0.5-3 | -     | DNP   | -      | -      |
| Kyle Arnholt          | 1-1  | 1.5   | -     | -     | -     | 0.5-0 | -     | 1.0-2 | -      | -      |
| Montez Kelley         | 1-1  | 1.5   | -     | -     | 1.0-2 | -     | -     | -     | 0.5-2  | -      |
| Jordan Favors         | 1-0  | 1.0   | -     | 1.0-2 | -     | -     | -     | -     | -      | -      |
| Seth Robertson        | 1-0  | 1.0   | -     | -     | -     | -     | -     | -     | -      | 1.0-1  |
| Jalik Thomas          | 1-0  | 1.0   | 1.0-2 | -     | -     | -     | DNP   | DNP   | DNP    | DNP    |
| Kevin Abrams-Verwayne | 0-2  | 1.0   | 1.0-5 | -     | -     | -     | DNP   | DNP   | DNP    | DNP    |
| Myles Farmer          | 0-1  | 0.5   | -     | -     | DNP   | DNP   | 0.5-0 | DNP   | DNP    | DNP    |
| Caden Sullivan        | 0-1  | 0.5   | -     | -     | -     | 0.5-1 | -     | -     | -      | -      |
| Nate Johnson          | 0-1  | 0.5   | -     | -     | -     | -     | -     | -     | -      | 0.5-1  |
| Jason Hertz           | 0-1  | 0.5   | -     | -     | -     | DNP   | DNP   | -     | 0.5-1  | -      |



**2024-25 App State Football  
Team Game-by-Game  
All games**

| Date             | Opponent         | Rushing    |             |           |           | Receiving  |             |           |           | Passing           |             |           |           | Kick Returns |            |          |           | Punt Returns |            |          |           | tot<br>off  |
|------------------|------------------|------------|-------------|-----------|-----------|------------|-------------|-----------|-----------|-------------------|-------------|-----------|-----------|--------------|------------|----------|-----------|--------------|------------|----------|-----------|-------------|
|                  |                  | no.        | yds         | td        | lg        | no.        | yds         | td        | lg        | cmp-att-int       | yds         | td        | lg        | no.          | yds        | td       | lg        | no.          | yds        | td       | lg        |             |
| 08/31/2024       | ETSU             | 32         | 174         | 3         | 47        | 22         | 326         | 2         | 83        | 22-36-0           | 326         | 2         | 83        | 2            | 49         | 0        | 27        | 0            | 0          | 0        | 0         | 500         |
| 09/07/2024       | at Clemson       | 27         | 149         | 1         | 21        | 18         | 214         | 1         | 29        | 18-43-2           | 214         | 1         | 29        | 6            | 113        | 0        | 25        | 0            | 0          | 0        | 0         | 363         |
| 09/14/2024       | at East Carolina | 36         | 81          | 0         | 11        | 32         | 424         | 2         | 49        | 32-47-2           | 424         | 2         | 49        | 2            | 32         | 0        | 19        | 0            | 0          | 0        | 0         | 505         |
| 09/19/2024       | South Alabama    | 28         | 119         | 1         | 15        | 21         | 266         | 1         | 49        | 21-40-1           | 266         | 1         | 49        | 3            | 52         | 0        | 19        | 0            | 0          | 0        | 0         | 385         |
| 10/05/2024       | at Marshall      | 40         | 180         | 3         | 28        | 26         | 293         | 2         | 27        | 26-44-2           | 293         | 2         | 27        | 1            | 14         | 0        | 14        | 0            | 0          | 0        | 0         | 473         |
| 10/12/2024       | at Louisiana     | 35         | 155         | 0         | 18        | 20         | 236         | 3         | 26        | 20-42-4           | 236         | 3         | 26        | 3            | 60         | 0        | 25        | 1            | 6          | 0        | 6         | 391         |
| 10/26/2024       | Georgia St.      | 38         | 180         | 1         | 17        | 18         | 299         | 3         | 50        | 18-27-0           | 299         | 3         | 50        | 1            | 24         | 0        | 24        | 2            | 30         | 0        | 30        | 479         |
| 11/02/2024       | Old Dominion     | 34         | 184         | 0         | 29        | 13         | 212         | 4         | 46        | 13-24-1           | 212         | 4         | 46        | 2            | 44         | 0        | 34        | 0            | 0          | 0        | 0         | 396         |
| <b>App State</b> |                  | <b>270</b> | <b>1222</b> | <b>9</b>  | <b>47</b> | <b>170</b> | <b>2270</b> | <b>18</b> | <b>83</b> | <b>170-303-12</b> | <b>2270</b> | <b>18</b> | <b>83</b> | <b>20</b>    | <b>388</b> | <b>0</b> | <b>34</b> | <b>3</b>     | <b>36</b>  | <b>0</b> | <b>30</b> | <b>3492</b> |
| <b>Opponents</b> |                  | <b>292</b> | <b>1613</b> | <b>17</b> | <b>83</b> | <b>142</b> | <b>1813</b> | <b>16</b> | <b>76</b> | <b>142-208-3</b>  | <b>1813</b> | <b>16</b> | <b>76</b> | <b>21</b>    | <b>377</b> | <b>0</b> | <b>32</b> | <b>16</b>    | <b>136</b> | <b>0</b> | <b>29</b> | <b>3426</b> |

**App State Averages**

| Games | Avg/ rush | Avg/ catch | Pass effc | KR avg | PR avg | All purpose avg/game | Total offense avg/game |
|-------|-----------|------------|-----------|--------|--------|----------------------|------------------------|
| 8     | 4.5       | 13.4       | 130.7     | 19.4   | 12.0   | 492.1                | 436.5                  |

| Date             | Opponent         | Tackles    |            |            | Sacks           | Fumble       | Pass Defense |             |               | blkd      | PAT attempts |          |              | off      |          |          |           |            |
|------------------|------------------|------------|------------|------------|-----------------|--------------|--------------|-------------|---------------|-----------|--------------|----------|--------------|----------|----------|----------|-----------|------------|
|                  |                  | ua         | a total    | tfl-yds    | no-yds          | ff fr-yds    | int-yds      | qbh         | brup          | kick      | kick         | rush     | rcv          | saf      | t/o      | pts      |           |            |
| 08/31/2024       | ETSU             | 21         | 56         | 77         | 6.0-26          | 3-21         | 0            | 0-0         | 0-0           | 3         | 0            | 0        | 5-5          | 0        | 0        | 0        | 0         | 38         |
| 09/07/2024       | at Clemson       | 44         | 32         | 76         | 3.0-4           | 0-0          | 1            | 1-0         | 0-0           | 1         | 1            | 0        | 2-2          | 0        | 0        | 0        | 3         | 20         |
| 09/14/2024       | at East Carolina | 32         | 30         | 62         | 4.0-17          | 4-17         | 2            | 1-0         | 1-21          | 1         | 1            | 0        | 1-1          | 0        | 1        | 0        | 0         | 21         |
| 09/19/2024       | South Alabama    | 26         | 48         | 74         | 4.0-12          | 1-1          | 1            | 1-0         | 0-0           | 6         | 1            | 0        | 2-2          | 0        | 0        | 0        | 0         | 14         |
| 10/05/2024       | at Marshall      | 22         | 44         | 66         | 3.0-8           | 0-0          | 0            | 0-0         | 0-0           | 3         | 2            | 0        | 4-4          | 0        | 0        | 0        | 0         | 37         |
| 10/12/2024       | at Louisiana     | 41         | 12         | 53         | 3.0-4           | 0-0          | 0            | 0-0         | 1-0           | 0         | 2            | 0        | 3-3          | 0        | 0        | 0        | 0         | 24         |
| 10/26/2024       | Georgia St.      | 29         | 40         | 69         | 6.0-34          | 3-28         | 0            | 0-0         | 0-0           | 2         | 2            | 1        | 2-2          | 1        | 0        | 1        | 0         | 33         |
| 11/02/2024       | Old Dominion     | 32         | 46         | 78         | 8.0-26          | 5-22         | 2            | 3-0         | 1-0           | 4         | 4            | 0        | 4-4          | 0        | 0        | 0        | 7         | 28         |
| <b>App State</b> |                  | <b>247</b> | <b>308</b> | <b>555</b> | <b>37.0-131</b> | <b>16-89</b> | <b>6</b>     | <b>6-0</b>  | <b>3-21</b>   | <b>20</b> | <b>13</b>    | <b>1</b> | <b>23-23</b> | <b>1</b> | <b>1</b> | <b>1</b> | <b>10</b> | <b>215</b> |
| <b>Opponents</b> |                  | <b>251</b> | <b>322</b> | <b>573</b> | <b>35.0-114</b> | <b>9-70</b>  | <b>6</b>     | <b>5-70</b> | <b>12-178</b> | <b>46</b> | <b>42</b>    | <b>0</b> | <b>32-34</b> | <b>0</b> | <b>0</b> | <b>0</b> | <b>50</b> | <b>275</b> |

| Date             | Opponent         | Punting   |             |             |           |          |          |           |          | Field Goals |              |           | Kickoffs |           |             |             |           |          |
|------------------|------------------|-----------|-------------|-------------|-----------|----------|----------|-----------|----------|-------------|--------------|-----------|----------|-----------|-------------|-------------|-----------|----------|
|                  |                  | no.       | yds         | avg         | long      | blkd     | tb       | fc        | 50+      | i20         | md-att       | long      | blkd     | no.       | yds         | avg         | tb        | ob       |
| 08/31/2024       | ETSU             | 3         | 117         | 39.0        | 44        | 0        | 0        | 3         | 0        | 0           | 1-1          | 32        | 0        | 7         | 453         | 64.7        | 6         | 0        |
| 09/07/2024       | at Clemson       | 8         | 303         | 37.9        | 61        | 0        | 0        | 0         | 1        | 2           | 2-2          | 36        | 0        | 4         | 238         | 59.5        | 2         | 0        |
| 09/14/2024       | at East Carolina | 5         | 224         | 44.8        | 50        | 0        | 2        | 0         | 1        | 1           | 2-2          | 35        | 0        | 5         | 289         | 57.8        | 2         | 0        |
| 09/19/2024       | South Alabama    | 6         | 250         | 41.7        | 48        | 0        | 0        | 0         | 0        | 2           | 0-0          | 0         | 0        | 2         | 120         | 60.0        | 1         | 0        |
| 10/05/2024       | at Marshall      | 2         | 90          | 45.0        | 49        | 0        | 0        | 0         | 0        | 0           | 1-2          | 42        | 0        | 7         | 308         | 44.0        | 0         | 1        |
| 10/12/2024       | at Louisiana     | 3         | 129         | 43.0        | 46        | 0        | 0        | 1         | 0        | 3           | 1-1          | 44        | 0        | 5         | 285         | 57.0        | 0         | 0        |
| 10/26/2024       | Georgia St.      | 2         | 66          | 33.0        | 36        | 0        | 0        | 1         | 0        | 1           | 1-2          | 33        | 0        | 6         | 362         | 60.3        | 1         | 0        |
| 11/02/2024       | Old Dominion     | 3         | 123         | 41.0        | 45        | 0        | 0        | 0         | 0        | 2           | 0-0          | 0         | 0        | 5         | 309         | 61.8        | 3         | 0        |
| <b>App State</b> |                  | <b>32</b> | <b>1302</b> | <b>40.7</b> | <b>61</b> | <b>0</b> | <b>2</b> | <b>5</b>  | <b>2</b> | <b>11</b>   | <b>8-10</b>  | <b>44</b> | <b>0</b> | <b>41</b> | <b>2364</b> | <b>57.7</b> | <b>15</b> | <b>1</b> |
| <b>Opponents</b> |                  | <b>26</b> | <b>1111</b> | <b>42.7</b> | <b>66</b> | <b>1</b> | <b>7</b> | <b>10</b> | <b>7</b> | <b>5</b>    | <b>11-13</b> | <b>53</b> | <b>0</b> | <b>55</b> | <b>3504</b> | <b>63.7</b> | <b>33</b> | <b>1</b> |



2024-25 App State Football  
Opponents Game-by-Game  
All games

| Date             | Opponent         | Rushing    |             |           |           | Receiving  |             |           |           | Passing           |             |           |           | Kick Returns |            |          |           | Punt Returns |            |          |           | tot off     |
|------------------|------------------|------------|-------------|-----------|-----------|------------|-------------|-----------|-----------|-------------------|-------------|-----------|-----------|--------------|------------|----------|-----------|--------------|------------|----------|-----------|-------------|
|                  |                  | no.        | yds         | td        | lg        | no.        | yds         | td        | lg        | cmp-att-int       | yds         | td        | lg        | no.          | yds        | td       | lg        | no.          | yds        | td       | lg        |             |
| 08/31/2024       | ETSU             | 40         | 183         | 1         | 80        | 11         | 122         | 0         | 28        | 11-20-0           | 122         | 0         | 28        | 1            | 23         | 0        | 23        | 0            | 0          | 0        | 0         | 305         |
| 09/07/2024       | at Clemson       | 34         | 252         | 4         | 83        | 32         | 460         | 5         | 76        | 32-39-0           | 460         | 5         | 76        | 2            | 35         | 0        | 28        | 6            | 44         | 0        | 25        | 712         |
| 09/14/2024       | at East Carolina | 30         | 98          | 0         | 11        | 18         | 226         | 1         | 65        | 18-28-1           | 226         | 1         | 65        | 3            | 50         | 0        | 31        | 3            | 18         | 0        | 11        | 324         |
| 09/19/2024       | South Alabama    | 43         | 318         | 5         | 50        | 16         | 154         | 2         | 22        | 16-24-0           | 154         | 2         | 22        | 0            | 0          | 0        | 0         | 3            | 67         | 0        | 29        | 472         |
| 10/05/2024       | at Marshall      | 39         | 236         | 3         | 35        | 8          | 129         | 3         | 75        | 8-14-0            | 129         | 3         | 75        | 6            | 87         | 0        | 28        | 1            | 10         | 0        | 10        | 365         |
| 10/12/2024       | at Louisiana     | 36         | 166         | 2         | 21        | 14         | 198         | 2         | 74        | 14-23-1           | 198         | 2         | 74        | 5            | 95         | 0        | 29        | 2            | -3         | 0        | 0         | 364         |
| 10/26/2024       | Georgia St.      | 34         | 194         | 2         | 35        | 16         | 192         | 1         | 31        | 16-22-0           | 192         | 1         | 31        | 4            | 87         | 0        | 32        | 1            | 0          | 0        | 0         | 386         |
| 11/02/2024       | Old Dominion     | 36         | 166         | 0         | 25        | 27         | 332         | 2         | 61        | 27-38-1           | 332         | 2         | 61        | 0            | 0          | 0        | 0         | 0            | 0          | 0        | 0         | 498         |
| <b>Opponents</b> |                  | <b>292</b> | <b>1613</b> | <b>17</b> | <b>83</b> | <b>142</b> | <b>1813</b> | <b>16</b> | <b>76</b> | <b>142-208-3</b>  | <b>1813</b> | <b>16</b> | <b>76</b> | <b>21</b>    | <b>377</b> | <b>0</b> | <b>32</b> | <b>16</b>    | <b>136</b> | <b>0</b> | <b>29</b> | <b>3426</b> |
| <b>App State</b> |                  | <b>270</b> | <b>1222</b> | <b>9</b>  | <b>47</b> | <b>170</b> | <b>2270</b> | <b>18</b> | <b>83</b> | <b>170-303-12</b> | <b>2270</b> | <b>18</b> | <b>83</b> | <b>20</b>    | <b>388</b> | <b>0</b> | <b>34</b> | <b>3</b>     | <b>36</b>  | <b>0</b> | <b>30</b> | <b>3492</b> |

Opponents Averages

| Games | Avg/ rush | Avg/ catch | Pass effc | KR avg | PR avg | All purpose avg/game | Total offense avg/game |
|-------|-----------|------------|-----------|--------|--------|----------------------|------------------------|
| 8     | 5.5       | 12.8       | 164.0     | 18.0   | 8.5    | 514.6                | 428.3                  |

| Date             | Opponent         | Tackles    |            |            | Sacks           | Fumble       | Pass Defense |             |               | blkd      | PAT attempts |          |              | off      |          |          |           |            |
|------------------|------------------|------------|------------|------------|-----------------|--------------|--------------|-------------|---------------|-----------|--------------|----------|--------------|----------|----------|----------|-----------|------------|
|                  |                  | ua         | a total    | tfl-yds    | no-yds          | ff fr-yds    | int-yds      | qbh         | brup          | kick      | kick         | rush     | rcv          | saf      | t/o      | pts      |           |            |
| 08/31/2024       | ETSU             | 32         | 36         | 68         | 2.0-3           | 0-0          | 0            | 0-0         | 0-0           | 5         | 5            | 0        | 1-1          | 0        | 0        | 0        | 0         | 10         |
| 09/07/2024       | at Clemson       | 36         | 20         | 56         | 5.0-13          | 1-7          | 1            | 1-0         | 2-0           | 4         | 10           | 0        | 9-9          | 0        | 0        | 0        | 3         | 66         |
| 09/14/2024       | at East Carolina | 37         | 46         | 83         | 10.0-18         | 1-0          | 2            | 1-0         | 2-50          | 1         | 4            | 0        | 1-2          | 0        | 0        | 0        | 6         | 19         |
| 09/19/2024       | South Alabama    | 28         | 40         | 68         | 4.0-19          | 1-13         | 0            | 1-0         | 1-96          | 9         | 7            | 0        | 6-7          | 0        | 0        | 0        | 7         | 48         |
| 10/05/2024       | at Marshall      | 31         | 60         | 91         | 8.0-35          | 4-30         | 1            | 0-0         | 2-14          | 11        | 7            | 0        | 7-7          | 0        | 0        | 0        | 10        | 52         |
| 10/12/2024       | at Louisiana     | 41         | 22         | 63         | 2.0-20          | 2-20         | 1            | 1-70        | 4-18          | 6         | 5            | 0        | 4-4          | 0        | 0        | 0        | 21        | 34         |
| 10/26/2024       | Georgia St.      | 27         | 48         | 75         | 1.0-1           | 0-0          | 1            | 1-0         | 0-0           | 5         | 1            | 0        | 2-2          | 0        | 0        | 0        | 3         | 26         |
| 11/02/2024       | Old Dominion     | 19         | 50         | 69         | 3.0-5           | 0-0          | 0            | 0-0         | 1-0           | 5         | 3            | 0        | 2-2          | 0        | 0        | 0        | 0         | 20         |
| <b>Opponents</b> |                  | <b>251</b> | <b>322</b> | <b>573</b> | <b>35.0-114</b> | <b>9-70</b>  | <b>6</b>     | <b>5-70</b> | <b>12-178</b> | <b>46</b> | <b>42</b>    | <b>0</b> | <b>32-34</b> | <b>0</b> | <b>0</b> | <b>0</b> | <b>50</b> | <b>275</b> |
| <b>App State</b> |                  | <b>247</b> | <b>308</b> | <b>555</b> | <b>37.0-131</b> | <b>16-89</b> | <b>6</b>     | <b>6-0</b>  | <b>3-21</b>   | <b>20</b> | <b>13</b>    | <b>1</b> | <b>23-23</b> | <b>1</b> | <b>1</b> | <b>1</b> | <b>10</b> | <b>215</b> |

| Date             | Opponent         | Punting   |             |             |           |          |          |           |          | Field Goals |              |           | Kickoffs |           |             |             |           |          |
|------------------|------------------|-----------|-------------|-------------|-----------|----------|----------|-----------|----------|-------------|--------------|-----------|----------|-----------|-------------|-------------|-----------|----------|
|                  |                  | no.       | yds         | avg         | long      | blkd     | tb       | fc        | 50+      | i20         | md-att       | long      | blkd     | no.       | yds         | avg         | tb        | ob       |
| 08/31/2024       | ETSU             | 6         | 289         | 48.2        | 58        | 0        | 3        | 1         | 3        | 1           | 1-1          | 25        | 0        | 3         | 187         | 62.3        | 1         | 0        |
| 09/07/2024       | at Clemson       | 2         | 94          | 47.0        | 54        | 0        | 1        | 1         | 1        | 1           | 1-1          | 36        | 0        | 11        | 698         | 63.5        | 5         | 0        |
| 09/14/2024       | at East Carolina | 5         | 201         | 40.2        | 48        | 0        | 0        | 4         | 0        | 1           | 2-3          | 48        | 0        | 5         | 315         | 63.0        | 3         | 0        |
| 09/19/2024       | South Alabama    | 3         | 121         | 40.3        | 47        | 0        | 1        | 1         | 0        | 1           | 0-0          | 0         | 0        | 8         | 503         | 62.9        | 4         | 1        |
| 10/05/2024       | at Marshall      | 2         | 78          | 39.0        | 41        | 0        | 0        | 1         | 0        | 1           | 1-1          | 38        | 0        | 9         | 585         | 65.0        | 8         | 0        |
| 10/12/2024       | at Louisiana     | 4         | 164         | 41.0        | 50        | 0        | 0        | 2         | 1        | 0           | 2-3          | 53        | 0        | 7         | 446         | 63.7        | 4         | 0        |
| 10/26/2024       | Georgia St.      | 3         | 98          | 32.7        | 52        | 1        | 1        | 0         | 1        | 0           | 2-2          | 38        | 0        | 7         | 457         | 65.3        | 5         | 0        |
| 11/02/2024       | Old Dominion     | 1         | 66          | 66.0        | 66        | 0        | 1        | 0         | 1        | 0           | 2-2          | 25        | 0        | 5         | 313         | 62.6        | 3         | 0        |
| <b>Opponents</b> |                  | <b>26</b> | <b>1111</b> | <b>42.7</b> | <b>66</b> | <b>1</b> | <b>7</b> | <b>10</b> | <b>7</b> | <b>5</b>    | <b>11-13</b> | <b>53</b> | <b>0</b> | <b>55</b> | <b>3504</b> | <b>63.7</b> | <b>33</b> | <b>1</b> |
| <b>App State</b> |                  | <b>32</b> | <b>1302</b> | <b>40.7</b> | <b>61</b> | <b>0</b> | <b>2</b> | <b>5</b>  | <b>2</b> | <b>11</b>   | <b>8-10</b>  | <b>44</b> | <b>0</b> | <b>41</b> | <b>2364</b> | <b>57.7</b> | <b>15</b> | <b>1</b> |



**2024-25 App State Football  
Team Game-by-Game Comparison  
All games**

| Opponent      | Score          | First Downs      |                |                 |                | Pen                        | Rushing<br>Number-Yards       | Passing            |                            | Total Offense<br>Plays-Yards | Return<br>Yards | Turn-<br>Overs |
|---------------|----------------|------------------|----------------|-----------------|----------------|----------------------------|-------------------------------|--------------------|----------------------------|------------------------------|-----------------|----------------|
|               |                | Total            | Rush           | Pass            | Comp-Att.-Int  |                            |                               | Yards              |                            |                              |                 |                |
| ETSU          | 38-10          | 22 / 15          | 10 / 7         | 10 / 7          | 2 / 1          | 32-174 / 40-183            | 22-36-0 / 11-20-0             | 326 / 122          | 68-500 / 60-305            | 49 / 23                      | 0 / 0           |                |
| Clemson       | 20-66          | 24 / 28          | 9 / 11         | 11 / 16         | 4 / 1          | 27-149 / 34-252            | 18-43-2 / 32-39-0             | 214 / 460          | 70-363 / 73-712            | 113 / 79                     | 3 / 1           |                |
| East Carolina | 21-19          | 25 / 16          | 6 / 6          | 19 / 7          | 0 / 3          | 36-81 / 30-98              | 32-47-2 / 18-28-1             | 424 / 226          | 83-505 / 58-324            | 53 / 118                     | 3 / 2           |                |
| South Alabama | 14-48          | 24 / 27          | 9 / 16         | 12 / 8          | 3 / 3          | 28-119 / 43-318            | 21-40-1 / 16-24-0             | 266 / 154          | 68-385 / 67-472            | 52 / 163                     | 2 / 1           |                |
| Marshall      | 37-52          | 32 / 21          | 10 / 13        | 16 / 4          | 6 / 4          | 40-180 / 39-236            | 26-44-2 / 8-14-0              | 293 / 129          | 84-473 / 53-365            | 14 / 111                     | 2 / 0           |                |
| Louisiana     | 24-34          | 25 / 19          | 11 / 7         | 13 / 10         | 1 / 2          | 35-155 / 36-166            | 20-42-4 / 14-23-1             | 236 / 198          | 77-391 / 59-364            | 66 / 180                     | 5 / 1           |                |
| Georgia St.   | 33-26          | 25 / 20          | 10 / 12        | 13 / 6          | 2 / 2          | 38-180 / 34-194            | 18-27-0 / 16-22-0             | 299 / 192          | 65-479 / 56-386            | 54 / 87                      | 1 / 0           |                |
| Old Dominion  | 28-20          | 20 / 26          | 11 / 10        | 9 / 14          | 0 / 2          | 34-184 / 36-166            | 13-24-1 / 27-38-1             | 212 / 332          | 58-396 / 74-498            | 44 / 0                       | 1 / 4           |                |
| <b>Totals</b> | <b>215-275</b> | <b>197 / 172</b> | <b>76 / 82</b> | <b>103 / 72</b> | <b>18 / 18</b> | <b>270-1222 / 292-1613</b> | <b>170-303-12 / 142-208-3</b> | <b>2270 / 1813</b> | <b>573-3492 / 500-3426</b> | <b>445 / 761</b>             | <b>17 / 9</b>   |                |

| Opponents     | 3rd Down<br>Conversion | 4th Down<br>Conversion | Time of<br>Possession  | TOP<br>Margin | Avg<br>Yds/Rush  | Avg<br>Yds/Pass  | Avg<br>Yds/Play  | Punting<br>Number-Avg    | Penalties<br>Number-Yards  | Sacks         |
|---------------|------------------------|------------------------|------------------------|---------------|------------------|------------------|------------------|--------------------------|----------------------------|---------------|
| ETSU          | 6-12 / 3-13            | 1-2 / 1-3              | 28:25 / 30:11          | -01:46        | 5.4 / 4.6        | 9.1 / 6.1        | 7.4 / 5.1        | 3-39.0 / 6-48.2          | 6-60.0 / 7-65.0            | 3 / 0         |
| Clemson       | 4-13 / 6-12            | 0-0 / 1-3              | 28:27 / 31:33          | -03:06        | 5.5 / 7.4        | 5.0 / 11.8       | 5.2 / 9.8        | 8-37.9 / 2-47.0          | 7-73.0 / 8-85.0            | 0 / 1         |
| East Carolina | 6-14 / 5-13            | 0-0 / 0-0              | 39:00 / 21:00          | 18:00         | 2.3 / 3.3        | 9.0 / 8.1        | 6.1 / 5.6        | 5-44.8 / 5-40.2          | 5-61.0 / 6-42.0            | 4 / 1         |
| South Alabama | 4-13 / 6-10            | 0-2 / 1-1              | 25:48 / 34:12          | -08:24        | 4.3 / 7.4        | 6.7 / 6.4        | 5.7 / 7.0        | 6-41.7 / 3-40.3          | 6-47.0 / 9-69.0            | 1 / 1         |
| Marshall      | 3-14 / 5-8             | 6-6 / 0-0              | 35:34 / 24:26          | 11:08         | 4.5 / 6.1        | 6.7 / 9.2        | 5.6 / 6.9        | 2-45.0 / 2-39.0          | 15-158.0 / 8-85.0          | 0 / 4         |
| Louisiana     | 8-14 / 6-13            | 1-1 / 1-1              | 30:40 / 29:20          | 01:20         | 4.4 / 4.6        | 5.6 / 8.6        | 5.1 / 6.2        | 3-43.0 / 4-41.0          | 4-28.0 / 6-52.0            | 0 / 2         |
| Georgia St.   | 7-12 / 1-7             | 0-0 / 0-1              | 29:26 / 30:34          | -01:08        | 4.7 / 5.7        | 11.1 / 8.7       | 7.4 / 6.9        | 2-33.0 / 3-32.7          | 5-55.0 / 6-65.0            | 3 / 0         |
| Old Dominion  | 7-11 / 7-13            | 0-1 / 0-2              | 28:14 / 31:46          | -03:32        | 5.4 / 4.6        | 8.8 / 8.7        | 6.8 / 6.7        | 3-41.0 / 1-66.0          | 5-40.0 / 3-15.0            | 5 / 0         |
| <b>Totals</b> | <b>45-103 / 39-89</b>  | <b>8-12 / 4-11</b>     | <b>245:34 / 233:02</b> | <b>12:32</b>  | <b>4.5 / 5.5</b> | <b>7.5 / 8.7</b> | <b>6.1 / 6.9</b> | <b>32-40.7 / 26-42.7</b> | <b>53-522.0 / 53-478.0</b> | <b>16 / 9</b> |

Note: Game totals are displayed in the format TEAM/OPPONENT for each category



**2024-25 App State Football  
Red-Zone Results  
All games**

**App State Inside Opponent Red-Zone**

| Date                           | Opponent         | Score   | Times<br>In RZ | Times<br>Scored | Total<br>Pts | TDs       | Rush<br>TDs | Pass<br>TDs | FGs<br>Made | Failed to score inside RZ |          |          |          |          |          |
|--------------------------------|------------------|---------|----------------|-----------------|--------------|-----------|-------------|-------------|-------------|---------------------------|----------|----------|----------|----------|----------|
|                                |                  |         |                |                 |              |           |             |             |             | FGA                       | Down     | Int      | Fumb     | Half     | Game     |
| 08/31/2024                     | ETSU             | W 38-10 | 3              | 3               | 17           | 2         | 2           | 0           | 1           | 1                         | 0        | 0        | 0        | 0        | 0        |
| 09/07/2024                     | at Clemson       | L 20-66 | 5              | 4               | 20           | 2         | 1           | 1           | 2           | 2                         | 0        | 1        | 0        | 0        | 0        |
| 09/14/2024                     | at East Carolina | W 21-19 | 4              | 3               | 14           | 1         | 0           | 1           | 2           | 2                         | 0        | 0        | 0        | 0        | 1        |
| 09/19/2024                     | South Alabama    | L 14-48 | 4              | 1               | 7            | 1         | 1           | 0           | 0           | 0                         | 1        | 1        | 1        | 0        | 0        |
| 10/05/2024                     | at Marshall      | L 37-52 | 4              | 4               | 27           | 4         | 3           | 1           | 0           | 0                         | 0        | 0        | 0        | 0        | 0        |
| 10/12/2024                     | at Louisiana     | L 24-34 | 2              | 2               | 14           | 2         | 0           | 2           | 0           | 0                         | 0        | 0        | 0        | 0        | 0        |
| 10/26/2024                     | Georgia St.      | W 33-26 | 7              | 4               | 24           | 3         | 1           | 2           | 1           | 2                         | 0        | 0        | 1        | 0        | 1        |
| 11/02/2024                     | Old Dominion     | W 28-20 | 3              | 3               | 21           | 3         | 0           | 3           | 0           | 0                         | 0        | 0        | 0        | 0        | 0        |
| <b>Totals 24 of 32 (75.0%)</b> |                  |         | <b>32</b>      | <b>24</b>       | <b>144</b>   | <b>18</b> | <b>8</b>    | <b>10</b>   | <b>6</b>    | <b>7</b>                  | <b>1</b> | <b>2</b> | <b>2</b> | <b>0</b> | <b>2</b> |

**Opponents Inside App State Red-Zone**

| Date                           | Opponent      | Score   | Times<br>In RZ | Times<br>Scored | Total<br>Pts | TDs       | Rush<br>TDs | Pass<br>TDs | FGs<br>Made | Failed to score inside RZ |          |          |          |          |          |
|--------------------------------|---------------|---------|----------------|-----------------|--------------|-----------|-------------|-------------|-------------|---------------------------|----------|----------|----------|----------|----------|
|                                |               |         |                |                 |              |           |             |             |             | FGA                       | Down     | Int      | Fumb     | Half     | Game     |
| 08/31/2024                     | ETSU          | W 38-10 | 1              | 1               | 3            | 0         | 0           | 0           | 1           | 1                         | 0        | 0        | 0        | 0        | 0        |
| 09/07/2024                     | Clemson       | L 20-66 | 5              | 5               | 31           | 4         | 3           | 1           | 1           | 1                         | 0        | 0        | 0        | 0        | 0        |
| 09/14/2024                     | East Carolina | W 21-19 | 2              | 1               | 3            | 0         | 0           | 0           | 1           | 2                         | 0        | 0        | 0        | 0        | 0        |
| 09/19/2024                     | South Alabama | L 14-48 | 5              | 5               | 34           | 5         | 3           | 2           | 0           | 0                         | 0        | 0        | 0        | 0        | 0        |
| 10/05/2024                     | Marshall      | L 37-52 | 3              | 3               | 17           | 2         | 1           | 1           | 1           | 1                         | 0        | 0        | 0        | 0        | 0        |
| 10/12/2024                     | Louisiana     | L 24-34 | 4              | 4               | 24           | 3         | 2           | 1           | 1           | 1                         | 0        | 0        | 0        | 0        | 0        |
| 10/26/2024                     | Georgia St.   | W 33-26 | 5              | 5               | 26           | 3         | 2           | 1           | 2           | 2                         | 0        | 0        | 0        | 0        | 0        |
| 11/02/2024                     | Old Dominion  | W 28-20 | 4              | 3               | 13           | 1         | 0           | 1           | 2           | 2                         | 0        | 0        | 1        | 0        | 0        |
| <b>Totals 27 of 29 (93.1%)</b> |               |         | <b>29</b>      | <b>27</b>       | <b>151</b>   | <b>18</b> | <b>11</b>   | <b>7</b>    | <b>9</b>    | <b>10</b>                 | <b>0</b> | <b>0</b> | <b>1</b> | <b>0</b> | <b>0</b> |



**2024-25 App State Football  
Team Game Highs  
All games**

**App State - Game Highs**

|                         |      |                               |
|-------------------------|------|-------------------------------|
| <b>RUSHES</b>           | 40   | at Marshall (10/05/2024)      |
| <b>YARDS RUSHING</b>    | 184  | Old Dominion (11/02/2024)     |
| <b>YARDS PER RUSH</b>   | 5.5  | at Clemson (09/07/2024)       |
| <b>TD RUSHES</b>        | 3    | at Marshall (10/05/2024)      |
|                         | 3    | ETSU (08/31/2024)             |
| <b>PASS ATTEMPTS</b>    | 47   | at East Carolina (09/14/2024) |
| <b>PASS COMPLETIONS</b> | 32   | at East Carolina (09/14/2024) |
| <b>YARDS PASSING</b>    | 424  | at East Carolina (09/14/2024) |
| <b>YARDS PER PASS</b>   | 11.1 | Georgia St. (10/26/2024)      |
| <b>TD PASSES</b>        | 4    | Old Dominion (11/02/2024)     |
| <b>TOTAL PLAYS</b>      | 84   | at Marshall (10/05/2024)      |
| <b>TOTAL OFFENSE</b>    | 505  | at East Carolina (09/14/2024) |
| <b>YARDS PER PLAY</b>   | 7.4  | Georgia St. (10/26/2024)      |
| <b>POINTS</b>           | 38   | ETSU (08/31/2024)             |
| <b>SACKS BY</b>         | 5    | Old Dominion (11/02/2024)     |
| <b>FIRST DOWNS</b>      | 32   | at Marshall (10/05/2024)      |
| <b>PENALTIES</b>        | 15   | at Marshall (10/05/2024)      |
| <b>PENALTY YARDS</b>    | 158  | at Marshall (10/05/2024)      |
| <b>TURNOVERS</b>        | 5    | at Louisiana (10/12/2024)     |
| <b>PUNTS</b>            | 8    | at Clemson (09/07/2024)       |
| <b>PUNTING AVG</b>      | 45.0 | at Marshall (10/05/2024)      |
| <b>LONG PUNT</b>        | 61   | at Clemson (09/07/2024)       |
| <b>PUNTS INSIDE 20</b>  | 3    | at Louisiana (10/12/2024)     |
| <b>LONG PUNT RETURN</b> | 30   | Georgia St. (10/26/2024)      |

**App State - Individual Game Highs**

|                            |      |   |
|----------------------------|------|---|
| <b>RUSHES</b>              | 26   | Kanye Roberts at Louisiana (10/12/2024)       |
| <b>YARDS RUSHING</b>       | 148  | Kanye Roberts at Louisiana (10/12/2024)       |
| <b>TD RUSHES</b>           | 2    | Ahmani Marshall at Marshall (10/05/2024)      |
|                            | 2    | Joey Aguilar vs ETSU (08/31/2024)             |
| <b>LONG RUSH</b>           | 47   | Makai Jackson vs ETSU (08/31/2024)            |
| <b>PASS ATTEMPTS</b>       | 47   | Joey Aguilar at East Carolina (09/14/2024)    |
| <b>PASS COMPLETIONS</b>    | 32   | Joey Aguilar at East Carolina (09/14/2024)    |
| <b>YARDS PASSING</b>       | 424  | Joey Aguilar at East Carolina (09/14/2024)    |
| <b>TD PASSES</b>           | 4    | Joey Aguilar vs Old Dominion (11/02/2024)     |
| <b>LONG PASS</b>           | 83   | Joey Aguilar vs ETSU (08/31/2024)             |
| <b>RECEPTIONS</b>          | 8    | Kaedin Robinson at Marshall (10/05/2024)      |
|                            | 8    | Kaedin Robinson vs ETSU (08/31/2024)          |
| <b>YARDS RECEIVING</b>     | 129  | Kaedin Robinson at East Carolina (09/14/2024) |
| <b>TD RECEPTIONS</b>       | 2    | Dalton Stroman at Marshall (10/05/2024)       |
| <b>LONG RECEPTION</b>      | 83   | Christan Horn vs ETSU (08/31/2024)            |
| <b>PUNTS</b>               | 8    | Mitchell Lake at Clemson (09/07/2024)         |
| <b>PUNTING AVG</b>         | 45.0 | Conner Maynard at Marshall (10/05/2024)       |
| <b>LONG PUNT</b>           | 61   | Mitchell Lake at Clemson (09/07/2024)         |
| <b>PUNTS INSIDE 20</b>     | 3    | Conner Maynard at Louisiana (10/12/2024)      |
| <b>LONG PUNT RETURN</b>    | 30   | Kaedin Robinson vs Georgia St. (10/26/2024)   |
| <b>LONG KICKOFF RETURN</b> | 34   | Makai Jackson vs Old Dominion (11/02/2024)    |
| <b>TACKLES</b>             | 14   | DJ Burks vs South Alabama (09/19/2024)        |
| <b>SACKS</b>               | 2    | Joshua Donald vs Old Dominion (11/02/2024)    |
|                            | 2    | Santana Hopper vs Georgia St. (10/26/2024)    |
| <b>TACKLES FOR LOSS</b>    | 3    | Joshua Donald vs Old Dominion (11/02/2024)    |



**2024-25 App State Football  
Opponent Match Highs  
All games**

**Opponent - Game Highs**

|                         |      |                               |
|-------------------------|------|-------------------------------|
| <b>RUSHES</b>           | 43   | South Alabama (09/19/2024)    |
| <b>YARDS RUSHING</b>    | 318  | South Alabama (09/19/2024)    |
| <b>YARDS PER RUSH</b>   | 7.4  | at Clemson (09/07/2024)       |
| <b>TD RUSHES</b>        | 5    | South Alabama (09/19/2024)    |
| <b>PASS ATTEMPTS</b>    | 39   | at Clemson (09/07/2024)       |
| <b>PASS COMPLETIONS</b> | 32   | at Clemson (09/07/2024)       |
| <b>YARDS PASSING</b>    | 460  | at Clemson (09/07/2024)       |
| <b>YARDS PER PASS</b>   | 11.8 | at Clemson (09/07/2024)       |
| <b>TD PASSES</b>        | 5    | at Clemson (09/07/2024)       |
| <b>TOTAL PLAYS</b>      | 74   | Old Dominion (11/02/2024)     |
| <b>TOTAL OFFENSE</b>    | 712  | at Clemson (09/07/2024)       |
| <b>YARDS PER PLAY</b>   | 9.8  | at Clemson (09/07/2024)       |
| <b>POINTS</b>           | 66   | at Clemson (09/07/2024)       |
| <b>SACKS BY</b>         | 4    | at Marshall (10/05/2024)      |
| <b>FIRST DOWNS</b>      | 28   | at Clemson (09/07/2024)       |
| <b>PENALTIES</b>        | 9    | South Alabama (09/19/2024)    |
| <b>PENALTY YARDS</b>    | 85   | at Marshall (10/05/2024)      |
|                         | 85   | at Clemson (09/07/2024)       |
| <b>TURNOVERS</b>        | 4    | Old Dominion (11/02/2024)     |
| <b>PUNTS</b>            | 6    | ETSU (08/31/2024)             |
| <b>PUNTING AVG</b>      | 66.0 | Old Dominion (11/02/2024)     |
| <b>LONG PUNT</b>        | 66   | Old Dominion (11/02/2024)     |
| <b>PUNTS INSIDE 20</b>  | 1    | at Marshall (10/05/2024)      |
|                         | 1    | South Alabama (09/19/2024)    |
|                         | 1    | at East Carolina (09/14/2024) |
|                         | 1    | at Clemson (09/07/2024)       |
|                         | 1    | ETSU (08/31/2024)             |
| <b>LONG PUNT RETURN</b> | 29   | South Alabama (09/19/2024)    |

**Opponent - Game Lows**

|                         |      |                               |
|-------------------------|------|-------------------------------|
| <b>RUSHES</b>           | 30   | at East Carolina (09/14/2024) |
| <b>YARDS RUSHING</b>    | 98   | at East Carolina (09/14/2024) |
| <b>YARDS PER RUSH</b>   | 3.3  | at East Carolina (09/14/2024) |
| <b>TD RUSHES</b>        | 0    | Old Dominion (11/02/2024)     |
|                         | 0    | at East Carolina (09/14/2024) |
| <b>PASS ATTEMPTS</b>    | 14   | at Marshall (10/05/2024)      |
| <b>PASS COMPLETIONS</b> | 8    | at Marshall (10/05/2024)      |
| <b>YARDS PASSING</b>    | 122  | ETSU (08/31/2024)             |
| <b>YARDS PER PASS</b>   | 6.1  | ETSU (08/31/2024)             |
| <b>TD PASSES</b>        | 0    | ETSU (08/31/2024)             |
| <b>TOTAL PLAYS</b>      | 53   | at Marshall (10/05/2024)      |
| <b>TOTAL OFFENSE</b>    | 305  | ETSU (08/31/2024)             |
| <b>YARDS PER PLAY</b>   | 5.1  | ETSU (08/31/2024)             |
| <b>POINTS</b>           | 10   | ETSU (08/31/2024)             |
| <b>SACKS BY</b>         | 0    | Old Dominion (11/02/2024)     |
|                         | 0    | Georgia St. (10/26/2024)      |
|                         | 0    | ETSU (08/31/2024)             |
| <b>FIRST DOWNS</b>      | 15   | ETSU (08/31/2024)             |
| <b>PENALTIES</b>        | 3    | Old Dominion (11/02/2024)     |
| <b>PENALTY YARDS</b>    | 15   | Old Dominion (11/02/2024)     |
| <b>INTERCEPTIONS BY</b> | 0    | Georgia St. (10/26/2024)      |
|                         | 0    | ETSU (08/31/2024)             |
| <b>PUNTS</b>            | 1    | Old Dominion (11/02/2024)     |
| <b>PUNTING AVG</b>      | 32.7 | Georgia St. (10/26/2024)      |



**2024-25 App State Football  
Opponent Individual Match Highs  
All games**

**Opponent - Individual Game Highs**

|                            |      |  |
|----------------------------|------|--|
| <b>RUSHES</b>              | 18   | Rahjai Harris at East Carolina (09/14/2024)    |
| <b>YARDS RUSHING</b>       | 140  | Braylon Braxton at Marshall (10/05/2024)       |
| <b>TD RUSHES</b>           | 2    | Braylon Braxton at Marshall (10/05/2024)       |
|                            | 2    | Fluff Bothwell vs South Alabama (09/19/2024)   |
|                            | 2    | Cade Klubnik at Clemson (09/07/2024)           |
| <b>LONG RUSH</b>           | 83   | Phil Mafah at Clemson (09/07/2024)             |
| <b>PASS ATTEMPTS</b>       | 38   | Colton Joseph vs Old Dominion (11/02/2024)     |
| <b>PASS COMPLETIONS</b>    | 27   | Colton Joseph vs Old Dominion (11/02/2024)     |
| <b>YARDS PASSING</b>       | 378  | Cade Klubnik at Clemson (09/07/2024)           |
| <b>TD PASSES</b>           | 5    | Cade Klubnik at Clemson (09/07/2024)           |
| <b>LONG PASS</b>           | 76   | Cade Klubnik at Clemson (09/07/2024)           |
| <b>RECEPTIONS</b>          | 13   | Isiah Paige vs Old Dominion (11/02/2024)       |
| <b>YARDS RECEIVING</b>     | 205  | Isiah Paige vs Old Dominion (11/02/2024)       |
| <b>TD RECEPTIONS</b>       | 2    | Jake Briningstool at Clemson (09/07/2024)      |
| <b>LONG RECEPTION</b>      | 76   | Bryant Wesco Jr. at Clemson (09/07/2024)       |
| <b>FIELD GOALS</b>         | 2    | Ethan Sanchez vs Old Dominion (11/02/2024)     |
|                            | 2    | Liam Rickman vs Georgia St. (10/26/2024)       |
|                            | 2    | Kenneth Almendares at Louisiana (10/12/2024)   |
|                            | 2    | Andrew Conrad at East Carolina (09/14/2024)    |
| <b>LONG FIELD GOALS</b>    | 53   | Kenneth Almendares at Louisiana (10/12/2024)   |
| <b>PUNTS</b>               | 6    | Nate Brackett vs ETSU (08/31/2024)             |
| <b>PUNTING AVG</b>         | 66.0 | Seamus Hall vs Old Dominion (11/02/2024)       |
| <b>LONG PUNT</b>           | 66   | Seamus Hall vs Old Dominion (11/02/2024)       |
| <b>PUNTS INSIDE 20</b>     | 1    | Alec Clark at Marshall (10/05/2024)            |
|                            | 1    | Aleksi Pulkkinen vs South Alabama (09/19/2024) |
|                            | 1    | Luke Larsen at East Carolina (09/14/2024)      |
|                            | 1    | Jack Smith at Clemson (09/07/2024)             |
|                            | 1    | Nate Brackett vs ETSU (08/31/2024)             |
| <b>LONG PUNT RETURN</b>    | 29   | Jamaal Pritchett vs South Alabama (09/19/2024) |
| <b>LONG KICKOFF RETURN</b> | 32   | DJ Riles vs Georgia St. (10/26/2024)           |
| <b>TACKLES</b>             | 13   | Zakye Barker at East Carolina (09/14/2024)     |
| <b>SACKS</b>               | 2.5  | Mike Green at Marshall (10/05/2024)            |
| <b>TACKLES FOR LOSS</b>    | 2.5  | Mike Green at Marshall (10/05/2024)            |
| <b>INTERCEPTIONS</b>       | 2    | Tyrone Lewis at Louisiana (10/12/2024)         |
|                            | 2    | Tyree Skipper at Louisiana (10/12/2024)        |



## 2024-25 App State Football Games Played All games

| ## | Player             | GP-GS | ETSU  | CU    | ECU   | USA   | Marsh | LA    | GSU   | ODU   |
|----|--------------------|-------|-------|-------|-------|-------|-------|-------|-------|-------|
| 0  | William Fowles     | 8/0   | XXX   | XXX   | XXX   | XXX   | XXX   | XXX   | XXX   | XXX   |
| 0  | Trenton Alan Yowe  | 7/1   | START | XXX   | XXX   | XXX   | XXX   | XXX   | ...   | XXX   |
| 1  | Anderson Castle    | 7/2   | XXX   | XXX   | START | START | XXX   | XXX   | XXX   | ...   |
| 2  | Kaedin Robinson    | 8/8   | START | START | START | START | START | START | START | START |
| 2  | Ethan Johnson      | 8/7   | XXX   | START | START | START | START | START | START | START |
| 3  | Ahmani Marshall    | 8/1   | XXX   | XXX   | XXX   | XXX   | XXX   | XXX   | XXX   | START |
| 4  | Myles Farmer       | 3/0   | XXX   | XXX   | ...   | ...   | XXX   | ...   | ...   | ...   |
| 4  | Joey Aguilar       | 8/8   | START | START | START | START | START | START | START | START |
| 5  | Michael Fletcher   | 7/5   | START | START | ...   | XXX   | XXX   | START | START | START |
| 6  | Jason Chambers     | 8/6   | XXX   | START | START | XXX   | START | START | START | START |
| 6  | Matthew Wilson     | 0/0   | ...   | ...   | ...   | ...   | ...   | ...   | ...   | ...   |
| 7  | Jordan Favors      | 8/7   | START | START | START | XXX   | START | START | START | START |
| 8  | Brendan Harrington | 8/3   | XXX   | XXX   | XXX   | XXX   | XXX   | START | START | START |
| 8  | Dalton Stroman     | 7/2   | ...   | XXX   | XXX   | XXX   | START | START | XXX   | XXX   |
| 9  | Billy Wiles        | 2/0   | XXX   | XXX   | ...   | ...   | ...   | ...   | ...   | ...   |
| 9  | Markus Clark       | 2/1   | XXX   | START | ...   | ...   | ...   | ...   | ...   | ...   |
| 10 | Colton Phares      | 7/0   | XXX   | XXX   | XXX   | XXX   | XXX   | ...   | XXX   | XXX   |
| 10 | Zahn Coakley       | 0/0   | ...   | ...   | ...   | ...   | ...   | ...   | ...   | ...   |
| 11 | Avarion Cole       | 7/4   | START | START | START | START | XXX   | ...   | XXX   | XXX   |
| 11 | Grant Tucker       | 0/0   | ...   | ...   | ...   | ...   | ...   | ...   | ...   | ...   |
| 12 | Michael Hetzel     | 7/0   | XXX   | XXX   | XXX   | XXX   | XXX   | ...   | XXX   | XXX   |
| 12 | Shawn Collins      | 8/1   | XXX   | XXX   | XXX   | XXX   | START | XXX   | XXX   | XXX   |
| 13 | Christan Horn      | 6/5   | START | START | START | START | ...   | XXX   | START | ...   |
| 13 | Elijah Mc-Cantos   | 8/0   | XXX   | XXX   | XXX   | XXX   | XXX   | XXX   | XXX   | XXX   |
| 14 | Kanye Roberts      | 8/5   | START | START | XXX   | XXX   | START | START | START | XXX   |
| 14 | Jayden Bethea      | 0/0   | ...   | ...   | ...   | ...   | ...   | ...   | ...   | ...   |
| 15 | Thomas Davis       | 8/3   | XXX   | XXX   | XXX   | XXX   | XXX   | START | START | START |
| 15 | Makai Jackson      | 8/7   | XXX   | START | START | START | START | START | START | START |
| 16 | Seth Robertson     | 8/4   | START | XXX   | XXX   | START | START | XXX   | XXX   | START |
| 16 | David Hernandez    | 0/0   | ...   | ...   | ...   | ...   | ...   | ...   | ...   | ...   |
| 17 | Jalik Thomas       | 4/0   | XXX   | XXX   | XXX   | XXX   | ...   | ...   | ...   | ...   |
| 18 | Zavier Short       | 6/0   | XXX   | XXX   | XXX   | XXX   | XXX   | ...   | ...   | XXX   |
| 18 | Trey Lenhardt      | 0/0   | ...   | ...   | ...   | ...   | ...   | ...   | ...   | ...   |
| 19 | Cameron Estep      | 0/0   | ...   | ...   | ...   | ...   | ...   | ...   | ...   | ...   |
| 19 | Nick Taylor        | 4/1   | ...   | ...   | ...   | ...   | XXX   | XXX   | START | XXX   |
| 20 | Jaylon Calhoun     | 6/0   | XXX   | XXX   | XXX   | XXX   | XXX   | XXX   | ...   | ...   |
| 20 | Kaleb Neal         | 0/0   | ...   | ...   | ...   | ...   | ...   | ...   | ...   | ...   |
| 21 | DJ Burks           | 8/4   | XXX   | XXX   | XXX   | START | XXX   | START | START | START |
| 21 | Reece Larson       | 0/0   | ...   | ...   | ...   | ...   | ...   | ...   | ...   | ...   |
| 22 | Franklin Baret Jr. | 0/0   | ...   | ...   | ...   | ...   | ...   | ...   | ...   | ...   |
| 22 | DaRon Wilson       | 0/0   | ...   | ...   | ...   | ...   | ...   | ...   | ...   | ...   |
| 24 | Cahari Haynes      | 8/0   | XXX   | XXX   | XXX   | XXX   | XXX   | XXX   | XXX   | XXX   |
| 25 | Kai Fernandes      | 0/0   | ...   | ...   | ...   | ...   | ...   | ...   | ...   | ...   |
| 25 | Blake Hoban        | 0/0   | ...   | ...   | ...   | ...   | ...   | ...   | ...   | ...   |
| 26 | Caden Sullivan     | 8/5   | START | START | START | START | START | XXX   | XXX   | XXX   |
| 26 | Khamani Alexander  | 0/0   | ...   | ...   | ...   | ...   | ...   | ...   | ...   | ...   |
| 27 | Ronald Clarke      | 7/5   | START | START | START | START | START | XXX   | XXX   | ...   |
| 27 | Michael Dipasquale | 0/0   | ...   | ...   | ...   | ...   | ...   | ...   | ...   | ...   |
| 28 | Maquel Haywood     | 5/0   | XXX   | XXX   | XXX   | XXX   | XXX   | ...   | ...   | ...   |
| 29 | Santana Hopper     | 7/7   | ...   | START | START | START | START | START | START | START |
| 30 | Carter Greene      | 0/0   | ...   | ...   | ...   | ...   | ...   | ...   | ...   | ...   |
| 31 | Dyvon McKinney     | 0/0   | ...   | ...   | ...   | ...   | ...   | ...   | ...   | ...   |
| 33 | Derrell Farrar     | 2/0   | XXX   | XXX   | ...   | ...   | ...   | ...   | ...   | ...   |
| 34 | Zyeir Gamble       | 6/0   | ...   | XXX   | XXX   | XXX   | ...   | XXX   | XXX   | XXX   |
| 35 | Jack Scroggs       | 8/0   | XXX   | XXX   | XXX   | XXX   | XXX   | XXX   | XXX   | XXX   |
| 36 | Tyshawn Sanders    | 0/0   | ...   | ...   | ...   | ...   | ...   | ...   | ...   | ...   |
| 37 | Andre Hamilton     | 8/0   | XXX   | XXX   | XXX   | XXX   | XXX   | XXX   | XXX   | XXX   |
| 39 | Jackson Moore      | 5/0   | ...   | ...   | XXX   | ...   | XXX   | XXX   | XXX   | XXX   |
| 39 | Ashton Parker      | 0/0   | ...   | ...   | ...   | ...   | ...   | ...   | ...   | ...   |
| 40 | Cole Becker        | 0/0   | ...   | ...   | ...   | ...   | ...   | ...   | ...   | ...   |



## 2024-25 App State Football Games Played All games

| ## | Player                | GP-GS | ETSU  | CU    | ECU   | USA   | Marsh | LA    | GSU   | ODU   |
|----|-----------------------|-------|-------|-------|-------|-------|-------|-------|-------|-------|
| 41 | Conner Maynard        | 8/0   | XXX   | XXX   | XXX   | XXX   | XXX   | XXX   | XXX   | XXX   |
| 42 | Christian Johnstone   | 8/0   | XXX   | XXX   | XXX   | XXX   | XXX   | XXX   | XXX   | XXX   |
| 42 | Braxton Veiga         | 0/0   | ...   | ...   | ...   | ...   | ...   | ...   | ...   | ...   |
| 43 | Ryan McKinnis         | 3/0   | ...   | ...   | ...   | ...   | ...   | XXX   | XXX   | XXX   |
| 43 | Cash McVay            | 4/0   | ...   | ...   | ...   | ...   | XXX   | XXX   | XXX   | XXX   |
| 44 | Brodrick Gooch        | 0/0   | ...   | ...   | ...   | ...   | ...   | ...   | ...   | ...   |
| 45 | Nick Campbell         | 5/0   | XXX   | XXX   | ...   | XXX   | XXX   | XXX   | ...   | ...   |
| 46 | Jared Gibble          | 3/0   | XXX   | XXX   | ...   | ...   | ...   | ...   | ...   | XXX   |
| 46 | Isaiah McGuffin       | 0/0   | ...   | ...   | ...   | ...   | ...   | ...   | ...   | ...   |
| 47 | Carter Everett        | 0/0   | ...   | ...   | ...   | ...   | ...   | ...   | ...   | ...   |
| 48 | Luke Lair             | 0/0   | ...   | ...   | ...   | ...   | ...   | ...   | ...   | ...   |
| 49 | Mitchell Lake         | 2/0   | XXX   | XXX   | ...   | ...   | ...   | ...   | ...   | ...   |
| 49 | Randy Marion III      | 0/0   | ...   | ...   | ...   | ...   | ...   | ...   | ...   | ...   |
| 50 | Jackson Briley        | 0/0   | ...   | ...   | ...   | ...   | ...   | ...   | ...   | ...   |
| 51 | Anthony Rosier        | 0/0   | ...   | ...   | ...   | ...   | ...   | ...   | ...   | ...   |
| 52 | Orlando Leon          | 0/0   | ...   | ...   | ...   | ...   | ...   | ...   | ...   | ...   |
| 52 | Cayden Sweatt         | 0/0   | ...   | ...   | ...   | ...   | ...   | ...   | ...   | ...   |
| 53 | Jake Ganoë            | 0/0   | ...   | ...   | ...   | ...   | ...   | ...   | ...   | ...   |
| 54 | Gabriel Simpkins      | 0/0   | ...   | ...   | ...   | ...   | ...   | ...   | ...   | ...   |
| 55 | Jackson Bussey        | 0/0   | ...   | ...   | ...   | ...   | ...   | ...   | ...   | ...   |
| 56 | Kyle Arnholt          | 8/8   | START | START | START | START | START | START | START | START |
| 57 | Austin Hobson         | 0/0   | ...   | ...   | ...   | ...   | ...   | ...   | ...   | ...   |
| 58 | Blake Bradford        | 0/0   | ...   | ...   | ...   | ...   | ...   | ...   | ...   | ...   |
| 60 | Ethan Ryan            | 1/0   | XXX   | ...   | ...   | ...   | ...   | ...   | ...   | ...   |
| 62 | JT Sowell             | 0/0   | ...   | ...   | ...   | ...   | ...   | ...   | ...   | ...   |
| 63 | Jayden Ramsey         | 7/4   | XXX   | ...   | XXX   | XXX   | START | START | START | START |
| 64 | Michael Marotta       | 2/0   | XXX   | ...   | ...   | ...   | ...   | ...   | ...   | XXX   |
| 65 | Gabe Funk             | 0/0   | ...   | ...   | ...   | ...   | ...   | ...   | ...   | ...   |
| 66 | Danny Stevens         | 0/0   | ...   | ...   | ...   | ...   | ...   | ...   | ...   | ...   |
| 67 | Thomas Shrader        | 8/8   | START | START | START | START | START | START | START | START |
| 68 | Jack Hollifield       | 8/8   | START | START | START | START | START | START | START | START |
| 70 | Thornton Gentry       | 6/4   | START | START | START | START | ...   | ...   | XXX   | XXX   |
| 72 | Markell Samuel        | 8/8   | START | START | START | START | START | START | START | START |
| 73 | Garner Langlo         | 7/3   | XXX   | XXX   | XXX   | START | START | XXX   | ...   | START |
| 74 | Griffin Scroggs       | 7/5   | START | START | START | XXX   | XXX   | START | START | ...   |
| 75 | Felix Doege           | 0/0   | ...   | ...   | ...   | ...   | ...   | ...   | ...   | ...   |
| 76 | Luke Burgess          | 1/0   | XXX   | ...   | ...   | ...   | ...   | ...   | ...   | ...   |
| 77 | Daniel Davis          | 0/0   | ...   | ...   | ...   | ...   | ...   | ...   | ...   | ...   |
| 78 | Dylan Barbrey         | 0/0   | ...   | ...   | ...   | ...   | ...   | ...   | ...   | ...   |
| 79 | Andres Dewerk         | 8/0   | XXX   | XXX   | XXX   | XXX   | XXX   | XXX   | XXX   | XXX   |
| 80 | Max Drag              | 8/1   | XXX   | XXX   | XXX   | XXX   | XXX   | XXX   | XXX   | START |
| 81 | Jose Leon             | 0/0   | ...   | ...   | ...   | ...   | ...   | ...   | ...   | ...   |
| 82 | Chris Lawson Jr.      | 2/0   | XXX   | XXX   | ...   | ...   | ...   | ...   | ...   | ...   |
| 83 | Jack Kelly            | 0/0   | ...   | ...   | ...   | ...   | ...   | ...   | ...   | ...   |
| 84 | Ayden Burkey          | 0/0   | ...   | ...   | ...   | ...   | ...   | ...   | ...   | ...   |
| 85 | David Larkins         | 7/1   | START | XXX   | XXX   | XXX   | XXX   | XXX   | XXX   | ...   |
| 86 | Kanen Hamlett         | 8/1   | XXX   | XXX   | XXX   | XXX   | XXX   | XXX   | XXX   | START |
| 87 | Eli Wilson            | 7/7   | START | START | START | START | START | START | START | ...   |
| 88 | Luke Hale             | 0/0   | ...   | ...   | ...   | ...   | ...   | ...   | ...   | ...   |
| 89 | Bryce Gee             | 0/0   | ...   | ...   | ...   | ...   | ...   | ...   | ...   | ...   |
| 90 | Nate Johnson          | 8/6   | START | START | START | START | START | START | XXX   | XXX   |
| 91 | Joshua Donald         | 8/7   | START | XXX   | START | START | START | START | START | START |
| 92 | AJ Mebane             | 5/0   | XXX   | XXX   | XXX   | XXX   | ...   | XXX   | ...   | ...   |
| 93 | DeNigel Cooper        | 0/0   | ...   | ...   | ...   | ...   | ...   | ...   | ...   | ...   |
| 94 | Bucci Farmer          | 0/0   | ...   | ...   | ...   | ...   | ...   | ...   | ...   | ...   |
| 95 | Montez Kelley         | 8/1   | START | XXX   | XXX   | XXX   | XXX   | XXX   | XXX   | XXX   |
| 96 | Josiah Wyatt          | 8/0   | XXX   | XXX   | XXX   | XXX   | XXX   | XXX   | XXX   | XXX   |
| 97 | Kevin Abrams-Verwayne | 4/2   | XXX   | XXX   | START | START | ...   | ...   | ...   | ...   |
| 98 | Jason Hertz           | 6/0   | XXX   | XXX   | XXX   | ...   | ...   | XXX   | XXX   | XXX   |
| 99 | Michael Hughes        | 4/0   | XXX   | XXX   | XXX   | XXX   | ...   | ...   | ...   | ...   |

NCAA Statistics

App State - 2024-25 Football Ranking Summary thru games 11/02/2024

| Statistic                                    | National Rank | Conference Rank | Value | National Leader                           | Value          | Conference Leader                 | Value        |
|--|---------------|-----------------|-------|---|----------------|-----------------------------------|--------------|
| 3rd Down Conversion Pct (133 ranked)         | 40            | 5               | 0.437 | Miami (FL)                                | 0.588          | Louisiana                         | 0.490        |
| 3rd Down Conversion Pct Defense (133 ranked) | 106           | 8               | 0.438 | Tennessee                                 | 0.243          | Marshall                          | 0.313        |
| 4th Down Conversion Pct (133 ranked)         | 27            | 3               | 0.667 | Minnesota                                 | 0.875          | Arkansas St.                      | 0.833        |
| 4th Down Conversion Pct Defense (133 ranked) | 17            | 2               | 0.364 | Tennessee                                 | 0.214          | ULM                               | 0.250        |
| Blocked Kicks (41 ranked)                    | 41            | 6               | 1     | Florida St.<br>Georgia Tech<br>Louisville | 5<br>5<br>5    | 5 teams tied                      | 2            |
| Blocked Kicks Allowed (130 ranked)           | 1             | 1               | 0     | 59 teams tied                             | 0              | 6 teams tied                      | 0            |
| Blocked Punts (14 ranked)                    | 14            | 3               | 1     | UNLV                                      | 4              | Coastal Carolina<br>ULM           | 2<br>2       |
| Blocked Punts Allowed (132 ranked)           | 1             | 1               | 0     | 95 teams tied                             | 0              | 9 teams tied                      | 0            |
| Completion Percentage (133 ranked)           | 119           | 12              | 0.561 | Oregon                                    | 0.746          | Texas St.                         | 0.690        |
| Defensive TDs (35 ranked)                    |               |                 |       | Tulane                                    | 6              | Coastal Carolina<br>James Madison | 4<br>4       |
| Fewest Penalties (133 ranked)                | 69            | 8               | 53    | Iowa                                      | 29             | Arkansas St.<br>Marshall          | 44<br>44     |
| Fewest Penalties Per Game (133 ranked)       | 82            | 9               | 6.63  | Iowa                                      | 3.22           | Arkansas St.<br>Marshall          | 5.50<br>5.50 |
| Fewest Penalty Yards (133 ranked)            | 95            | 12              | 522   | Rutgers                                   | 223            | Louisiana                         | 375          |
| Fewest Penalty Yards Per Game (133 ranked)   | 106           | 13              | 65.25 | Rutgers                                   | 27.88          | Ga. Southern                      | 46.78        |
| First Downs Defense (133 ranked)             | 78            | 8               | 172   | Ohio St.                                  | 109            | James Madison<br>Louisiana        | 148<br>148   |
| First Downs Offense (133 ranked)             | 21            | 3               | 197   | Miami (FL)                                | 252            | Texas St.                         | 205          |
| Fumbles Lost (132 ranked)                    | 70            | 8               | 5     | Louisiana                                 | 0              | Louisiana                         | 0            |
| Fumbles Recovered (124 ranked)               | 26            | 3               | 6     | Duke                                      | 11             | Coastal Carolina<br>James Madison | 7<br>7       |
| Kickoff Return Defense (133 ranked)          | 44            | 4               | 17.95 | Arizona                                   | 0.00           | Arkansas St.                      | 16.00        |
| Kickoff Returns (133 ranked)                 | 74            | 6               | 19.40 | Oregon                                    | 34.67          | James Madison                     | 31.18        |
| Net Punting (133 ranked)                     | 127           | 14              | 35.19 | Florida St.                               | 46.23          | Ga. Southern                      | 42.27        |
| Passes Had Intercepted (133 ranked)          | 126           | 14              | 12    | Army West Point                           | 0              | South Alabama<br>James Madison    | 2<br>2       |
| Passes Intercepted (133 ranked)              | 117           | 12              | 3     | James Madison                             | 16             | James Madison                     | 16           |
| Passing Offense (133 ranked)                 | 20            | 1               | 283.8 | Ole Miss                                  | 377.1          | App State                         | 283.8        |
| Passing Yards Allowed (133 ranked)           | 78            | 10              | 226.6 | Texas                                     | 135.8          | Louisiana                         | 170.6        |
| Passing Yards per Completion (133 ranked)    | 26            | 3               | 13.35 | Army West Point                           | 19.23          | Coastal Carolina                  | 14.36        |
| Punt Return Defense (133 ranked)             | 80            | 10              | 8.50  | Georgia                                   | -2.50          | Ga. Southern                      | 3.00         |
| Punt Returns (133 ranked)                    | 30            | 4               | 12.00 | UAB                                       | 25.60          | Troy                              | 19.38        |
| Red Zone Defense (133 ranked)                | 118           | 11              | 0.931 | Army West Point                           | 0.563          | James Madison                     | 0.733        |
| Red Zone Offense (133 ranked)                | 119           | 13              | 0.750 | Kansas<br>Troy                            | 1.000<br>1.000 | Troy                              | 1.000        |
| Rushing Defense (133 ranked)                 | 119           | 10              | 201.6 | Indiana                                   | 72.6           | James Madison                     | 122.3        |
| Rushing Offense (133 ranked)                 | 73            | 9               | 152.8 | Army West Point                           | 340.1          | Marshall                          | 212.9        |
| Sacks Allowed (133 ranked)                   | 23            | 3               | 1.13  | Army West Point                           | 0.25           | Coastal Carolina                  | 0.88         |
| Scoring Defense (133 ranked)                 | 119           | 14              | 34.4  | Army West Point                           | 11.3           | James Madison                     | 17.6         |
| Scoring Offense (133 ranked)                 | 79            | 8               | 26.9  | Miami (FL)                                | 47.4           | South Alabama                     | 35.6         |

| Statistic                                    | National Rank | Conference Rank | Value  | National Leader | Value  | Conference Leader | Value  |
|--|---------------|-----------------|--------|-----------------|--------|-------------------|--------|
| Tackles for Loss Allowed (133 ranked)        | 31            | 5               | 4.38   | Navy            | 2.25   | Louisiana         | 3.38   |
| Team Passing Efficiency (133 ranked)         | 86            | 9               | 130.72 | Army West Point | 197.54 | Louisiana         | 160.66 |
| Team Passing Efficiency Defense (133 ranked) | 129           | 14              | 163.99 | Texas           | 90.77  | James Madison     | 102.12 |
| Team Sacks (133 ranked)                      | 65            | 4               | 2.00   | Boise St.       | 4.75   | Texas St.         | 3.25   |
| Team Tackles for Loss (133 ranked)           | 106           | 11              | 4.6    | Ole Miss        | 10.4   | Texas St.         | 7.4    |
| Time of Possession (133 ranked)              | 50            | 5               | 30:42  | Oregon St.      | 34:31  | Louisiana         | 32:43  |
| Total Defense (133 ranked)                   | 116           | 12              | 428.3  | Texas           | 241.3  | Louisiana         | 327.3  |
| Total Offense (133 ranked)                   | 32            | 4               | 436.5  | Miami (FL)      | 556.9  | South Alabama     | 455.7  |
| Turnover Margin (133 ranked)                 | 120           | 13              | -1.00  | James Madison   | 2.13   | James Madison     | 2.13   |
| Turnovers Gained (132 ranked)                | 93            | 10              | 9      | James Madison   | 23     | James Madison     | 23     |
| Turnovers Lost (132 ranked)                  | 120           | 12              | 17     | Army West Point | 1      | Louisiana         | 4      |
| Winning Percentage (133 ranked)              | 72            | 7               | 0.500  | 5 teams tied    | 1.000  | Louisiana         | 0.875  |

| Statistic                                    | Player   | National Rank                    | Conference Rank            | Value                      | National Leader                | Value  | Conference Leader  | Value        |
|--|--|----------------------------------|----------------------------|----------------------------|--------------------------------|--------|--|--------------|
| All Purpose (200 ranked)                     | Kaedin Robinson<br>Makai Jackson   | 62<br>183                        | 8<br>22                    | 101.63<br>73.38            | Ashton Jeanty, Boise St.       | 200.75 | Devonte Ross, Troy   | 126.78       |
| Blocked Kicks (2 ranked)                     |  |                                  |                            |                            | Ricky White III, UNLV          | 3      | Demeco Roland, Southern Miss.                                  | 2            |
| Combined Kick Returns (200 ranked)           | Kanye Roberts<br>Makai Jackson   | 111<br>132                       | 12<br>16                   | 162<br>142                 | Kaden Wetjen, Iowa             | 713    | DeAndre Buchannon, Ga. Southern                                | 505          |
| Completion Percentage (124 ranked)           | Joey Aguilar   | 112                              | 11                         | 0.565                      | Dillon Gabriel, Oregon         | 0.748  | Ben Woolldridge, Louisiana                                     | 0.690        |
| Completions Per Game (98 ranked)             | Joey Aguilar   | 29                               | 2                          | 21.25                      | Kyle McCord, Syracuse          | 30.50  | Jordan McCloud, Texas St.                                      | 21.38        |
| Field Goal Percentage (110 ranked)           |  |                                  |                            |                            | 5 players tied                 | 1.000  | Connor Gibbs, Southern Miss.                                   | 1.000        |
| Field Goals Per Game (136 ranked)            |  |                                  |                            |                            | Caden Chittenden, UNLV         | 2.25   | Kenneth Almdares, Louisiana<br>Clune Van Anandel, Arkansas St. | 2.13<br>2.13 |
| Forced Fumbles (29 ranked)                   | Santana Hopper   | 22                               | 4                          | 0.29                       | Davin Vann, NC State           | 0.56   | Marques Watson-Trent, Ga. Southern                             | 0.50         |
| Fumbles Recovered (49 ranked)                | Shawn Collins<br>Thomas Davis<br>Jordan Favors<br>Michael Fletcher<br>Andre Hamilton<br>Brendan Harrington | 49<br>49<br>49<br>49<br>49<br>49 | 8<br>8<br>8<br>8<br>8<br>8 | 1<br>1<br>1<br>1<br>1<br>1 | Sam Howard, Tulane             | 4      | 7 players tied   | 2            |
| Interceptions Per Game (133 ranked)          |  |                                  |                            |                            | Nohl Williams, California      | 0.8    | Terrence Spence, James Madison                                 | 0.6          |
| Kickoff Return TDs (2 ranked)                |  |                                  |                            |                            | Rayshawn Pleasant, Tulane      | 2      | Cam Ross, James Madison  | 1            |
| Kickoff Returns (56 ranked)                  |  |                                  |                            |                            | C'Quan Jnopierre, FIU          | 29.1   | Zylan Perry, Louisiana   | 24.5         |
| Passes Defended (13 ranked)                  |  |                                  |                            |                            | Michael Coats Jr., Nevada      | 1.7    |  |              |
| Passing Efficiency (124 ranked)              | Joey Aguilar   | 76                               | 8                          | 132.9                      | Jaxson Dart, Ole Miss          | 192.4  | Ben Woolldridge, Louisiana                                     | 162.0        |
| Passing TDs (141 ranked)                     | Joey Aguilar   | 17                               | 2                          | 18                         | Cameron Ward, Miami (FL)       | 29     | Jordan McCloud, Texas St.                                      | 20           |
| Passing Yards (130 ranked)                   | Joey Aguilar   | 20                               | 1                          | 2,270                      | Jaxson Dart, Ole Miss          | 3,210  | Joey Aguilar, App State  | 2,270        |
| Passing Yards Per Game (130 ranked)          | Joey Aguilar   | 13                               | 1                          | 283.8                      | Chandler Morris, North Texas   | 359.1  | Joey Aguilar, App State  | 283.8        |
| Passing Yards per Completion (124 ranked)    | Joey Aguilar   | 25                               | 3                          | 13.35                      | Ethan Crawford, Southern Miss. | 18.38  | Ethan Crawford, Southern Miss.                                 | 18.38        |
| Points Responsible For (200 ranked)          | Joey Aguilar   | 30                               | 4                          | 124                        | Cameron Ward, Miami (FL)       | 204    | Jordan McCloud, Texas St.                                      | 150          |
| Points Responsible For Per Game (200 ranked) | Joey Aguilar   | 26                               | 4                          | 15.5                       | Cameron Ward, Miami (FL)       | 22.7   | Jordan McCloud, Texas St.                                      | 18.8         |
| Punt Return TDs (2 ranked)                   |  |                                  |                            |                            | Kam Shanks, UAB                | 2      | 4 players tied   | 1            |
| Punt Returns (52 ranked)                     |  |                                  |                            |                            | Kam Shanks, UAB                | 25.6   | Jamaal Pritchett, South Alabama                                | 17.5         |
| Punting (77 ranked)                          |  |                                  |                            |                            | Alex Mastromanno, Florida St.  | 49.3   | Ryan Hanson, James Madison                                     | 45.6         |
| Receiving TDs (141 ranked)                   | Dalton Stroman<br>Makai Jackson<br>Eli Wilson  | 41<br>141<br>141                 | 5<br>15<br>15              | 5<br>3<br>3                | Nick Nash, San Jose St.        | 12     | Devonte Ross, Troy   | 9            |
| Receiving Yards (200 ranked)                 | Kaedin Robinson  | 16                               | 3                          | 764                        | Tetairoa McMillan, Arizona     | 1,066  | Devonte Ross, Troy   | 783          |
| Receiving Yards Per Game (200 ranked)        | Kaedin Robinson<br>Christan Horn   | 10<br>124                        | 1<br>11                    | 95.5<br>56.0               | Tre Harris, Ole Miss           | 141.0  | Kaedin Robinson, App State                                     | 95.5         |
| Receptions Per Game (194 ranked)             | Kaedin Robinson<br>Makai Jackson   | 30<br>141                        | 3<br>13                    | 6.0<br>3.9                 | Nick Nash, San Jose St.        | 10.0   | Jamaal Pritchett, South Alabama                                | 6.9          |
| Rush Yards Per Carry (157 ranked)            | Kanye Roberts  | 131                              | 16                         | 4.05                       | A.J. Turner, Marshall          | 9.23   | A.J. Turner, Marshall  | 9.23         |
| Rushing TDs (180 ranked)                     | Ahmani Marshall  | 180                              | 17                         | 3                          | Ashton Jeanty, Boise St.       | 20     | Fluff Bothwell, South Alabama                                  | 10           |
| Rushing Yards (199 ranked)                   | Ahmani Marshall<br>Kanye Roberts   | 169<br>184                       | 18<br>20                   | 354<br>332                 | Ashton Jeanty, Boise St.       | 1,525  | Ahmad Hardy, ULM   | 811          |
| Rushing Yards Per Game (200 ranked)          | Ahmani Marshall<br>Kanye Roberts   | 169<br>178                       | 20<br>22                   | 44.3<br>41.5               | Ashton Jeanty, Boise St.       | 190.6  | Ahmad Hardy, ULM   | 101.4        |
| Sacks (144 ranked)                           | Santana Hopper   | 48                               | 7                          | 0.57                       | Trey White, San Diego St.      | 1.44   | Mike Green, Marshall   | 1.25         |
| Scoring (198 ranked)                         |  |                                  |                            |                            | Bryson Daily, Army West Point  | 16.3   | Kenneth Almdares, Louisiana                                    | 9.9          |
| Solo Tackles (15 ranked)                     |  |                                  |                            |                            | Carson Schwesinger, UCLA       | 6.8    |  |              |

| Statistic                           | Player   | National Rank     | Conference Rank | Value                   | National Leader                | Value | Conference Leader                                   | Value    |
|-------------------------------------|--|-------------------|-----------------|-------------------------|--------------------------------|-------|---|----------|
| Tackles For Loss (21 ranked)        |  |                   |                 |                         | Trey White, San Diego St.      | 2.1   | Mike Green, Marshall                                | 1.7      |
| Total Interceptions (60 ranked)     |  |                   |                 |                         | Nohl Williams, California      | 6     | Terrence Spence, James Madison                      | 5        |
| Total Offense (200 ranked)          | Joey Aguilar                                       | 12                | 1               | 303.6                   | Jaxson Dart, Ole Miss          | 384.9 | Joey Aguilar, App State                             | 303.6    |
| Total Points Scored (141 ranked)    |  |                   |                 |                         | Ashton Jeanty, Boise St.       | 126   | Kenneth Almdares, Louisiana                         | 79       |
| Total Tackles (500 ranked)          | DJ Burks<br>Kyle Arnholt<br>Brendan Harrington     | 319<br>339<br>354 | 33<br>37<br>38  | 5.3<br>5.1<br>5.0       | Shaun Dolac, Buffalo           | 13.3  | Marques Watson-Trent, Ga. Southern                  | 9.6      |
| Total Touchdowns (108 ranked)       |  |                   |                 |                         | Ashton Jeanty, Boise St.       | 21    | Fluff Bothwell, South Alabama<br>Devonte Ross, Troy | 10<br>10 |
| Yards per Pass Attempt (124 ranked) | Joey Aguilar                                       | 58                | 6               | 7.54                    | Jaxson Dart, Ole Miss          | 11.63 | Ben Wooldridge, Louisiana                           | 8.78     |
| Yards per Reception (200 ranked)    | Christan Horn<br>Dalton Stroman<br>Kaedin Robinson | 25<br>46<br>84    | 4<br>6<br>10    | 18.67<br>17.20<br>15.92 | Dont'e Thornton Jr., Tennessee | 23.59 | Omarion Dollison, James Madison                     | 21.39    |

| GAME 1    |    |   |   |    |   | FINAL |
|-----------|----|---|---|----|---|-------|
| ETSU      | 0  | 7 | 3 | 0  | — | 10    |
| APP STATE | 10 | 7 | 7 | 14 | — | 38    |

Aug. 31 - Kidd Brewer Stadium - Boone, N.C. - 36,232



**GAME NOTES**

App State won its 10th home opener in the last 11 tries.

The Mountaineers improved to 33-14-1 all-time against ETSU and won against an FCS team for the 11th time in 12 tries since moving up to the FBS ranks in 2014. It was App State's eighth straight win in the series against ETSU.

App State improved to 54-10 in home games since 2014, the seventh-best winning percentage nationally in that span (and best among Group of Five programs).

First-time starters for the Mountaineers included LG Griffin Scroggs, C Jack Hollifield, RT Thomas Shrader, DE Montez Kelley, NOSE Joshua Donald, DE Michael Fletcher, STAR Avarion Cole and CB Seth Robertson.

On the Mountaineers' second offensive play of the season and first passing play, Joey Aguilar connected with Christan Horn for an 83-yard touchdown, the longest throw and catch of their careers, respectively. Aguilar also threw a touchdown on his first pass of the season — and his first play overall — in last year's opener vs. Gardner-Webb.

Aguilar — the only returning FBS QB with 33+ touchdown passes and 3,700+ yards from last year — finished the day completing 22 of 37 passes for 326 yards and two touchdowns, while adding two more scores on the ground. It was his first game with multiple rushing touchdowns after scoring on the ground three times all of last season.

Kaedin Robinson had his fourth career triple-digit receiving yard outing.

App State's defense held the Buccaneers to just 122 passing yards and 305 total yards. ETSU converted only 3 of 13 third downs and 1 of 3 fourth downs.

Inside linebacker Kyle Arnholt led all players with a career-high 10 tackles.

| TEAM TOTALS                  | ETSU    | APP     |
|------------------------------|---------|---------|
| <b>First Downs</b>           |         |         |
| Total                        | 15      | 22      |
| Rushing                      | 7       | 10      |
| Passing                      | 7       | 10      |
| Penalty                      | 1       | 2       |
| <b>Rushing</b>               |         |         |
| Total (Net)                  | 183     | 174     |
| Attempts                     | 40      | 32      |
| Avg. Per Rush                | 4.6     | 5.4     |
| Rushing TDs                  | 1       | 3       |
| Yds. Gained                  | 209     | 177     |
| Yds. Lost                    | 26      | 3       |
| <b>Passing</b>               |         |         |
| Total (Net)                  | 122     | 326     |
| Comp.-Att.-Int.              | 11-20-0 | 22-36-0 |
| Avg. / Att.                  | 6.1     | 9.1     |
| Avg. / Comp.                 | 11.1    | 14.8    |
| TDs                          | 0       | 2       |
| <b>Total Offense</b>         |         |         |
| Yards                        | 305     | 500     |
| Plays                        | 60      | 68      |
| Avg. / Play                  | 5.1     | 7.4     |
| Fumbles - Lost               | 0-0     | 0-0     |
| Penalties - Yds.             | 7-65    | 6-61    |
| <b>Punting</b>               |         |         |
| Punts - Yds.                 | 6-288   | 3-117   |
| Avg. / Punt                  | 48      | 39      |
| Inside 20                    | 1       | 0       |
| 50+ Yds.                     | 3       | 0       |
| Touchbacks                   | 3       | 0       |
| Fair Catch                   | 1       | 3       |
| <b>Kickoffs</b>              |         |         |
| Total - Yds.                 | 3-187   | 7-453   |
| Avg. Yds. / Kickoff          | 62.3    | 64.7    |
| Touchbacks                   | 1       | 6       |
| <b>Returns</b>               |         |         |
| Punt: Total - Yds. - TDs     | 0-0-0   | 0-0-0   |
| Punt: Avg. / Return          | 0       | 0       |
| Kickoff: Total - Yds. - TDs  | 1-23-0  | 2-49-0  |
| Kickoff: Avg. / Return       | 23.0    | 24.5    |
| INT: Total - Yds. - TDs      | 0-0-0   | 0-0-0   |
| Fumble: Total - Yds. - TDs   | 0-0-0   | 0-0-0   |
| <b>Miscellaneous</b>         |         |         |
| Misc. Yards                  | 0       | 0       |
| Poss. Time                   | 30:30   | 28:25   |
| 3rd. Down Conv.              | 3 of 13 | 6 of 14 |
| 4th. Down Conversions        | 1 of 3  | 1 of 2  |
| Red-Zone: Scores - Chances   | 1-1     | 3-3     |
| Sacks: Total - Yds.          | 0-0     | 3-21    |
| PAT: Total - Made            | 1-1     | 5-5     |
| 2PT Conversion: Total - Made | 0-0     | 0-0     |
| Field Goals: Total - Made    | 1-1     | 1-1     |

## App State Pulls Away For Decisive Win In Opener

BOONE, N.C. — Three consecutive scoring drives for App State to begin the 2024 opener and three straight touchdowns toward the end of it bookended a 38-10 victory against FCS neighbor ETSU with the third-largest attendance figure in Kidd Brewer Stadium history on hand.

The attendance figure of 36,232 ranks behind only the matching 40,168 totals from the 2022 home opener against North Carolina and the 2023 visit from East Carolina.

Despite leading 17-0 midway through the second quarter, App State (1-0) found itself clinging to a 17-10 advantage while facing a fourth-and-5 from the ETSU 34 late in the third quarter.

If the Bucs make a stop in that situation, they gain possession with a chance to tie the game or even take the lead. Instead, Joey Aguilar's 34-yard TD pass to Eli Wilson started a run of 21 straight points.

Aguilar threw for 326 yards and accounted for four touchdowns, including an 83-yard score to Christan Horn on his first pass attempt.

In addition to the touchdown passes to Horn and Wilson, plus a 47-yard connection to Kaedin Robinson as part of his eight-catch, 103-yard game, Aguilar rushed for two touchdowns. Outside receiver Makai Jackson accounted for a team-best 47 of App State's 174 rushing yards thanks to his touchdown run to open the fourth quarter.

Defensively, App State recorded three sacks over the final 18 minutes. Thomas Davis accounted for 1.5 of them on back-to-back plays late in the third quarter, with help from Kevin Abrams-Verwayne on one. The Mountaineers limited ETSU to 305 yards, with 80 coming on their only TD.

That score, plus a short field goal with 5:49 left in the third quarter, cut ETSU's deficit to seven points. Wilson's TD on the longest reception of his career turned the momentum back in the Mountaineers' favor.

Their defense came up big after that, as Davis backed up ETSU with a sack and then combined with Abrams-Verwayne for a punt-forcing sack that almost resulted in a safety. App State started its next drive with good field position, and Jackson scored on his 47-yard end-around.

### SCORING SUMMARY


| Team | Qtr | Time  | Scoring Play                                 | Plays | Time | Score |
|------|-----|-------|--|-------|------|-------|
| APP  | 1st | 12:18 | Horn 83 yd pass from Aguilar (Hughes kick)   | 2-85  | 0:44 | 7-0   |
| APP  | 1st | 4:03  | Hughes 32 yd field goal                      | 11-42 | 4:24 | 10-0  |
| APP  | 2nd | 7:38  | Aguilar 1 yd run (Hughes kick)               | 13-80 | 7:13 | 17-0  |
| ETSU | 2nd | 1:49  | Houston 80 yd run (Johnson kick)             | 2-85  | 0:46 | 17-7  |
| ETSU | 3rd | 5:49  | Johnson 25 yd field goal                     | 9-58  | 5:05 | 17-10 |
| APP  | 3rd | 3:14  | Wilson 34 yd pass from Aguilar (Hughes kick) | 9-75  | 2:35 | 24-10 |
| APP  | 4th | 14:48 | Jackson 47 yd run (Hughes kick)              | 2-54  | 0:52 | 31-10 |
| APP  | 4th | 8:39  | Aguilar 1 yd run (Hughes kick)               | 7-68  | 3:14 | 38-10 |

### STAT LEADERS

| ETSU          |                |            |          | APP STATE     |                |            |          |
|---------------|----------------|------------|----------|---------------|----------------|------------|----------|
| Rushing       | Att.           | Yds        | TD       | Rushing       | Att.           | Yds        | TD       |
| Houston       | 15             | 126        | 1        | Jackson       | 1              | 47         | 1        |
| Irby          | 12             | 40         | 0        | Roberts       | 9              | 35         | 0        |
| King          | 13             | 17         | 0        | Castle        | 9              | 28         | 0        |
| <b>Totals</b> | <b>40</b>      | <b>183</b> | <b>1</b> | Aguilar       | 5              | 19         | 2        |
|               |                |            |          | Haywood       | 4              | 19         | 0        |
|               |                |            |          | Robinson      | 1              | 13         | 0        |
|               |                |            |          | Marshall      | 3              | 13         | 0        |
|               |                |            |          | <b>Totals</b> | <b>32</b>      | <b>174</b> | <b>3</b> |
| Passing       | Cmp-Att-Int    | Yds        | TD       | Passing       | Cmp-Att-Int    | Yds        | TD       |
| King          | 10-19-0        | 122        | 0        | Aguilar       | 22-36-0        | 326        | 2        |
| English       | 1-1-0          | 0          | 0        | <b>Totals</b> | <b>22-36-0</b> | <b>326</b> | <b>2</b> |
| <b>Totals</b> | <b>11-20-0</b> | <b>122</b> | <b>0</b> |               |                |            |          |
| Receiving     | No.            | Yds        | TD       | Receiving     | No.            | Yds        | TD       |
| Lewis         | 3              | 47         | 0        | Robinson      | 8              | 103        | 0        |
| Johnson       | 2              | 25         | 0        | Horn          | 3              | 89         | 1        |
| Page          | 2              | 23         | 0        | Wilson        | 3              | 43         | 1        |
| Burns         | 1              | 16         | 0        | Roberts       | 3              | 37         | 0        |
| Meggett       | 1              | 11         | 0        | Jackson       | 2              | 24         | 0        |
| Irby          | 1              | 0          | 0        | Castle        | 2              | 20         | 0        |
| Floyd         | 1              | 0          | 0        | Fowles        | 1              | 10         | 0        |
| <b>Totals</b> | <b>11</b>      | <b>122</b> | <b>0</b> | <b>Totals</b> | <b>22</b>      | <b>326</b> | <b>2</b> |

| GAME 2      |    |    |    |   | FINAL |
|-------------|----|----|----|---|-------|
| APP STATE   | 0  | 13 | 7  | 0 | — 20  |
| #22 Clemson | 35 | 21 | 10 | 0 | — 66  |

Sept. 7 - Memorial Stadium - Clemson, S.C. - 81,500



**GAME NOTES**

Clemson snapped App State's eight-game streak of one-score results against "Power 4" teams. The last time the Mountaineers lost by more than a touchdown against a Power 4 team had been a 31-10 defeat at No. 15 Georgia in the 2017 season opener.

App State allowed its most points in a game since a 66-13 loss at Virginia Tech in 2011.

App State now has a record of 3-11 against ranked opponents as an FBS team, including a 3-3 mark in its last six such games.

The Clemson attendance of 81,500 was the largest crowd App State had played in front of since its 2022 win at No. 6 Texas A&M in front of 92,664 at Kyle Field.

Cornerback Jason Chambers earned his first career start as a Mountaineer.

App State's offense compiled 24 first downs and 363 total yards, while converting 4-of-5 red-zone chances and allowing just one sack to the Tigers' defense.

Anderson Castle rushed seven times for 80 yards, the second-highest yardage total of his career. He scored a 4-yard touchdown for the Mountaineers' first points of the game in the second quarter and had another would-be touchdown called back due to a holding penalty.

Joey Aguilar completed 18 of 41 passes for 214 yards, one touchdown and no interceptions. He has either thrown or rushed for a touchdown in 14 of 16 games as App State's quarterback, including in 10 straight regular-season contests.

Makai Jackson scored his second touchdown in as many games, grabbing a 17-yard pass from Aguilar for a third-quarter score.

| TEAM TOTALS                  | APP     | CU      |
|------------------------------|---------|---------|
| <b>First Downs</b>           |         |         |
| Total                        | 24      | 28      |
| Rushing                      | 9       | 11      |
| Passing                      | 11      | 16      |
| Penalty                      | 4       | 1       |
| <b>Rushing</b>               |         |         |
| Total (Net)                  | 149     | 252     |
| Attempts                     | 27      | 34      |
| Avg. Per Rush                | 5.5     | 7.4     |
| Rushing TDs                  | 1       | 4       |
| Yds. Gained                  | 162     | 259     |
| Yds. Lost                    | 13      | 7       |
| <b>Passing</b>               |         |         |
| Total (Net)                  | 214     | 460     |
| Comp.-Att.-Int.              | 18-43-2 | 32-39-0 |
| Avg. / Att.                  | 5.0     | 11.8    |
| Avg. / Comp.                 | 11.9    | 14.4    |
| TDs                          | 1       | 5       |
| <b>Total Offense</b>         |         |         |
| Yards                        | 363     | 712     |
| Plays                        | 70      | 73      |
| Avg. / Play                  | 5.2     | 9.8     |
| Fumbles - Lost               | 1-1     | 3-1     |
| Penalties - Yds.             | 7-73    | 8-85    |
| <b>Punting</b>               |         |         |
| Punts - Yds.                 | 8-303   | 2-94    |
| Avg. / Punt                  | 37.9    | 47      |
| Inside 20                    | 2       | 1       |
| 50+ Yds.                     | 1       | 1       |
| Touchbacks                   | 0       | 1       |
| Fair Catch                   | 0       | 1       |
| <b>Kickoffs</b>              |         |         |
| Total - Yds.                 | 4-238   | 11-698  |
| Avg. Yds. / Kickoff          | 59.5    | 63.5    |
| Touchbacks                   | 2       | 5       |
| <b>Returns</b>               |         |         |
| Punt: Total - Yds. - TDs     | 0-0-0   | 6-44-0  |
| Punt: Avg. / Return          | 0       | 7.3     |
| Kickoff: Total - Yds. - TDs  | 6-113-0 | 2-35-0  |
| Kickoff: Avg. / Return       | 18.8    | 17.5    |
| INT: Total - Yds. - TDs      | 0-0-0   | 2-0-0   |
| Fumble: Total - Yds. - TDs   | 0-0-0   | 0-0-0   |
| <b>Miscellaneous</b>         |         |         |
| Misc. Yards                  | 0       | 0       |
| Poss. Time                   | 28:27   | 31:33   |
| 3rd. Down Conv.              | 4 of 13 | 6 of 12 |
| 4th. Down Conversions        | 0 of 0  | 1 of 3  |
| Red-Zone: Scores - Chances   | 4-5     | 5-5     |
| Sacks: Total - Yds.          | 0-0     | 1-7     |
| PAT: Total - Made            | 2-2     | 9-9     |
| 2PT Conversion: Total - Made | 0-0     | 0-0     |
| Field Goals: Total - Made    | 2-2     | 1-1     |

## Mountaineers Fall Hard On Road To No. 22 Clemson

CLEMSON, S.C. — Clemson made a bounce-back statement against an App State team known for its power-conference upsets and scares, as the Mountaineers had no answer for the 22nd-ranked Tigers in the early going of a 66-20 loss in Memorial Stadium.

App State's last eight games against power-conference opponents had all been decided by seven points or less, with the Mountaineers going 3-5 in that stretch.

App State got on the board for the first time on a 4-yard touchdown run from Anderson Castle with 10:39 left in the second quarter to cut into a 42-0 deficit. Michael Hughes followed by extending his streak of consecutive made field goals to 14 with a pair of second-quarter kicks: a 36-yarder after Andre Hamilton forced and recovered a fumble on a punt return, then a 35-yarder to end the first half.

The Mountaineers trimmed the deficit to 56-20 by opening the second half with a touchdown drive that ended with Aguilar's 17-yard TD pass to Makai Jackson, who had a career-high six catches.

Clemson (1-1) scored TDs on all eight of its first-half possessions, with Cade Klubnik completing 24 of his 26 pass attempts for 378 yards and five TDs. The Tigers, who had trailed 6-0 at halftime of a 34-3 loss to No. 1 Georgia, took the lead for good Saturday when Klubnik fired a 76-yard touchdown pass to Bryant Wesco Jr. in the opening 90 seconds.

### SCORING SUMMARY

| Team | Qtr | Time  | Scoring Play                                       | Plays | Time | Score |
|------|-----|-------|--|-------|------|-------|
| CU   | 1st | 13:46 | Wesco Jr. 76 yd pass from Klubnik (Hauser kick)    | 3-75  | 1:14 | 0-7   |
| CU   | 1st | 9:40  | Klubnik 2 yd run (Hauser kick)                     | 6-84  | 2:16 | 0-14  |
| CU   | 1st | 7:08  | Mafah 83 yd run (Hauser kick)                      | 3-92  | 1:10 | 0-21  |
| CU   | 1st | 2:34  | Briningstool 41 yd pass from Klubnik (Hauser kick) | 5-69  | 1:51 | 0-28  |
| CU   | 1st | 1:11  | Williams 29 yd pass from Klubnik (Hauser kick)     | 1-44  | 0:12 | 0-35  |
| CU   | 2nd | 12:58 | Klubnik 3 yd run (Hauser kick)                     | 5-30  | 2:02 | 0-42  |
| APP  | 2nd | 10:39 | Castle 4 yd run (Hughes kick)                      | 7-63  | 2:14 | 7-42  |
| CU   | 2nd | 6:48  | Moore 33 yd pass from Klubnik (Hauser kick)        | 9-71  | 3:47 | 7-49  |
| APP  | 2nd | 3:28  | Hughes 36 yd field goal                            | 6-12  | 1:49 | 10-49 |
| CU   | 2nd | 0:54  | Briningstool 17 yd pass from Klubnik (Hauser kick) | 9-75  | 2:34 | 10-56 |
| APP  | 2nd | 0:00  | Hughes 35 yd field goal                            | 7-58  | 0:54 | 13-56 |
| APP  | 3rd | 12:31 | Jackson 17 yd pass from Aguilar (Hughes kick)      | 6-75  | 2:29 | 20-56 |
| CU   | 3rd | 3:10  | Vizzina 5 yd run (Hauser kick)                     | 7-61  | 3:15 | 20-63 |
| CU   | 3rd | 1:51  | Hauser 36 yd field goal                            | 4-1   | 1:14 | 20-66 |

### STAT LEADERS

| APP STATE     |                |            |          | CLEMSON       |                |            |          |
|---------------|----------------|------------|----------|---------------|----------------|------------|----------|
| Rushing       | Att.           | Yds        | TD       | Rushing       | Att.           | Yds        | TD       |
| Castle        | 7              | 80         | 1        | Mafah         | 10             | 118        | 1        |
| Marshall      | 7              | 28         | 0        | Haynes        | 5              | 49         | 0        |
| Jackson       | 2              | 24         | 0        | Eziomume      | 5              | 33         | 0        |
| Roberts       | 5              | 13         | 0        | Vizzina       | 6              | 31         | 1        |
| Haywood       | 3              | 5          | 0        | Turner        | 1              | 12         | 0        |
| Calhoun       | 1              | 2          | 0        | Klubnik       | 2              | 5          | 2        |
| Aguilar       | 2              | -3         | 0        | Adams Jr.     | 3              | 2          | 0        |
| <b>Totals</b> | <b>27</b>      | <b>149</b> | <b>1</b> | Pearman       | 1              | 1          | 0        |
|               |                |            |          | Rigby         | 1              | 1          | 0        |
|               |                |            |          | <b>Totals</b> | <b>34</b>      | <b>252</b> | <b>4</b> |
| Passing       | Cmp-Att-Int    | Yds        | TD       | Passing       | Cmp-Att-Int    | Yds        | TD       |
| Aguilar       | 18-41-0        | 214        | 1        | Klubnik       | 24-26-0        | 378        | 5        |
| Wiles         | 0-1-1          | 0          | 0        | Vizzina       | 7-11-0         | 78         | 0        |
| Robinson      | 0-1-1          | 0          | 0        | Pearman       | 1-2-0          | 4          | 0        |
| <b>Totals</b> | <b>18-43-2</b> | <b>214</b> | <b>1</b> | <b>Totals</b> | <b>32-39-0</b> | <b>460</b> | <b>5</b> |
| Receiving     | No.            | Yds        | TD       | Receiving     | No.            | Yds        | TD       |
| Jackson       | 6              | 54         | 1        | Briningstool  | 7              | 100        | 2        |
| Robinson      | 3              | 58         | 0        | Turner        | 4              | 49         | 0        |
| Horn          | 3              | 47         | 0        | Randall       | 4              | 31         | 0        |
| Wilson        | 3              | 26         | 0        | Wesco Jr.     | 3              | 130        | 1        |
| Castle        | 1              | 19         | 0        | Moore         | 3              | 44         | 1        |
| Haywood       | 1              | 9          | 0        | Williams      | 3              | 44         | 1        |
| Marshall      | 1              | 1          | 0        | Stellato      | 2              | 23         | 0        |
| <b>Totals</b> | <b>18</b>      | <b>214</b> | <b>1</b> | Sapp          | 1              | 18         | 0        |
|               |                |            |          | Patt-Henry    | 1              | 12         | 0        |
|               |                |            |          | Johnson       | 1              | 5          | 0        |
|               |                |            |          | Swinney       | 1              | 4          | 0        |
|               |                |            |          | Haynes        | 1              | 2          | 0        |
|               |                |            |          | Brown         | 1              | -2         | 0        |
|               |                |            |          | <b>Totals</b> | <b>32</b>      | <b>460</b> | <b>5</b> |

| GAME 3        |    |    |   |   | FINAL |    |
|---------------|----|----|---|---|-------|----|
| APP STATE     | 0  | 14 | 7 | 0 | —     | 21 |
| East Carolina | 16 | 0  | 0 | 3 | —     | 19 |

Sept. 14 - Dowdy-Ficklen Stadium - Greenville, N.C. - 46,117



**GAME NOTES**

It was the Mountaineers' 36th road win since 2014, ranking fifth among all FBS schools behind only Boise State, Ohio State, Alabama and Clemson.

It was the Mountaineers' first win in Greenville since 1959, snapping a seven-game losing streak there from 1962-2012.

It was App State's largest comeback win - from down 16 points at 16-0 in the second quarter - since the 2017 game at Idaho when the Mountaineers overcame a 20-0 deficit to win 23-20.

Joey Aguilar completed 32 of 47 passes for 424 yards - all career highs - with two touchdowns and two interceptions. It was the third-most passing yards in a game in school history (and most ever in a road game), tied for the sixth-most completions and the 11th-most attempts.

Last year, Aguilar led the country with 15 touchdown passes to either tie a game or give his team the lead. Against ECU, he did so for the second time in three games this season.

Aguilar has either thrown or rushed for a touchdown in 15 of 17 games as App State's quarterback, including in 11 straight regular-season contests.

The Mountaineers' defense racked up a season-high four sacks by four different players - Santana Hopper, Joshua Donald (first at App State), Cahari Haynes (first career) and Montez Kelley.

App State trailed 16-0 after one quarter, starting with a 65-yard touchdown pass from Jake Garcia on the third play of the game from the Pirates, who added a field goal and then missed the extra point after Shavon Revel Jr. returned an interception 50 yards for a touchdown. They had 110 yards of offense in the first quarter but managed 214 yards the rest of the way.

| TEAM TOTALS                  | APP     | ECU     |
|------------------------------|---------|---------|
| <b>First Downs</b>           |         |         |
| Total                        | 25      | 16      |
| Rushing                      | 6       | 6       |
| Passing                      | 19      | 7       |
| Penalty                      | 0       | 3       |
| <b>Rushing</b>               |         |         |
| Total (Net)                  | 81      | 98      |
| Attempts                     | 36      | 30      |
| Avg. Per Rush                | 2.3     | 3.3     |
| Rushing TDs                  | 0       | 0       |
| Yds. Gained                  | 106     | 115     |
| Yds. Lost                    | 25      | 17      |
| <b>Passing</b>               |         |         |
| Total (Net)                  | 424     | 226     |
| Comp.-Att.-Int.              | 32-47-2 | 18-28-1 |
| Avg. / Att.                  | 9.0     | 8.1     |
| Avg. / Comp.                 | 13.3    | 12.6    |
| TDs                          | 2       | 1       |
| <b>Total Offense</b>         |         |         |
| Yards                        | 505     | 324     |
| Plays                        | 83      | 58      |
| Avg. / Play                  | 6.1     | 5.6     |
| Fumbles - Lost               | 2-1     | 2-1     |
| Penalties - Yds.             | 5-61    | 6-42    |
| <b>Punting</b>               |         |         |
| Punts - Yds.                 | 5-224   | 5-201   |
| Avg. / Punt                  | 44.8    | 40.2    |
| Inside 20                    | 1       | 1       |
| 50+ Yds.                     | 1       | 0       |
| Touchbacks                   | 2       | 0       |
| Fair Catch                   | 0       | 4       |
| <b>Kickoffs</b>              |         |         |
| Total - Yds.                 | 5-289   | 5-315   |
| Avg. Yds. / Kickoff          | 57.8    | 63.0    |
| Touchbacks                   | 2       | 3       |
| <b>Returns</b>               |         |         |
| Punt: Total - Yds. - TDs     | 0-0-0   | 3-18-0  |
| Punt: Avg. / Return          | 0       | 6.0     |
| Kickoff: Total - Yds. - TDs  | 2-32-0  | 3-50-0  |
| Kickoff: Avg. / Return       | 16.0    | 16.7    |
| INT: Total - Yds. - TDs      | 1-21-0  | 2-50-1  |
| Fumble: Total - Yds. - TDs   | 0-0-0   | 0-0-0   |
| <b>Miscellaneous</b>         |         |         |
| Misc. Yards                  | 0       | 0       |
| Poss. Time                   | 39:00   | 21:00   |
| 3rd. Down Conv.              | 6 of 14 | 5 of 13 |
| 4th. Down Conversions        | 0 of 0  | 0 of 0  |
| Red-Zone: Scores - Chances   | 3-4     | 1-2     |
| Sacks: Total - Yds.          | 4-17    | 1-0     |
| PAT: Total - Made            | 1-1     | 1-2     |
| 2PT Conversion: Total - Made | 1-1     | 0-0     |
| Field Goals: Total - Made    | 2-2     | 2-3     |

## Inspired Rally Produces Dramatic Road Win At ECU

GREENVILLE, N.C. — App State Football's third straight win against East Carolina required a first-half rally and plenty of fourth-quarter resolve.

Traveling for their first FBS-vs.-FBS matchup against the Pirates in Dowdy-Ficklen Stadium, after a 2021 win in Charlotte and 2023 victory in Boone, the Mountaineers prevailed 21-19 despite falling behind 16-0 in the opening 10 minutes with a big crowd of 46,117 on hand.

Joey Aguilar threw for a career-high 424 yards and two TDs, including a 36-yard, go-ahead score to Makai Jackson late in the third quarter. Jackson finished with 86 yards, compared to 129 on seven catches from Kaedin Robinson and 108 on five receptions from Christian Horn.

A defense that recorded four sacks and recovered one fumble made another key stop when cornerback Seth Robertson intercepted a deep pass at the App State 31 and returned the ball 21 yards with the Mountaineers (2-1) holding a two-point lead in the final five minutes.

Jackson made a diving grab to beat a nearby defender to the ball on third-and-6 reception for 11 yards after the pass slipped through both hands of an interception-minded defensive back and popped high into the air. Eli Wilson moved the chains again with an 11-yard reception to set up the two-minute timeout, and the Mountaineers were able to kneel out the clock when Anderson Castle gained 10 yards on a second-and-10 rush after ECU had used its final timeout.

"I live and die with these kids, and tonight showed we have a very gritty football team," App State head coach Shawn Clark said. "It couldn't start off any worse than it did going down 16-0. We kept telling our team, 'One play at a time. One moment at a time.' "

Facing an up-tempo opponent that had run 89 plays a week earlier, App State possessed the ball for 39 of the game's 60 minutes and totaled 505 yards of offense, with 47 pass attempts and 36 runs for 83 total plays. Ethan Johnson forced a fumble that Jordan Favors recovered for the defense's first takeaway of the season, while Joshua Donald, Cahari Haynes, Montez Kelley and Santana Hopper produced sacks.

### SCORING SUMMARY

| Team | Qtr | Time  | Scoring Play                                    | Plays | Time | Score |
|------|-----|-------|---|-------|------|-------|
| ECU  | 1st | 14:29 | Wright Jr. 65 yd pass from Garcia (Conrad kick) | 3-75  | 0:31 | 0-7   |
| ECU  | 1st | 6:33  | Conrad 48 yd field goal                         | 12-50 | 5:15 | 0-10  |
| ECU  | 1st | 4:55  | Revel Jr. 50 yd interception (kick failed)      |       |      | 0-16  |
| APP  | 2nd | 14:17 | Wilson 6 yd pass from Aguilar (Wilson catch)    | 13-75 | 5:38 | 8-16  |
| APP  | 2nd | 7:00  | Hughes 28 yd field goal                         | 10-71 | 5:52 | 11-16 |
| APP  | 2nd | 0:09  | Hughes 35 yd field goal                         | 7-55  | 0:55 | 14-16 |
| APP  | 3rd | 0:41  | Jackson 36 yd pass from Aguilar (Hughes kick)   | 4-56  | 1:24 | 21-16 |
| ECU  | 4th | 12:39 | Conrad 43 yd field goal                         | 12-50 | 3:10 | 21-19 |

### STAT LEADERS

| APP STATE        |                     |            |           | EAST CAROLINA    |                     |            |           |
|------------------|---------------------|------------|-----------|------------------|---------------------|------------|-----------|
| <b>Rushing</b>   | <b>Att.</b>         | <b>Yds</b> | <b>TD</b> | <b>Rushing</b>   | <b>Att.</b>         | <b>Yds</b> | <b>TD</b> |
| Castle           | 17                  | 40         | 0         | Harris           | 18                  | 87         | 0         |
| Aguilar          | 8                   | 28         | 0         | Bond             | 3                   | 15         | 0         |
| Roberts          | 5                   | 15         | 0         | Gunn Jr.         | 2                   | 3          | 0         |
| Marshall         | 4                   | 8          | 0         | Garcia           | 7                   | -7         | 0         |
| Team             | 2                   | -10        | 0         | <b>Totals</b>    | <b>30</b>           | <b>98</b>  | <b>0</b>  |
| <b>Totals</b>    | <b>36</b>           | <b>81</b>  | <b>0</b>  |                  |                     |            |           |
| <b>Passing</b>   | <b>Comp-Att-Int</b> | <b>Yds</b> | <b>TD</b> | <b>Passing</b>   | <b>Comp-Att-Int</b> | <b>Yds</b> | <b>TD</b> |
| Aguilar          | 32-47-2             | 424        | 2         | Garcia           | 18-28-1             | 226        | 1         |
| <b>Totals</b>    | <b>32-47-2</b>      | <b>424</b> | <b>2</b>  | <b>Totals</b>    | <b>18-28-1</b>      | <b>226</b> | <b>1</b>  |
| <b>Receiving</b> | <b>No.</b>          | <b>Yds</b> | <b>TD</b> | <b>Receiving</b> | <b>No.</b>          | <b>Yds</b> | <b>TD</b> |
| Robinson         | 7                   | 129        | 0         | A. Smith         | 5                   | 56         | 0         |
| Jackson          | 6                   | 86         | 1         | Kelly            | 4                   | 39         | 0         |
| Horn             | 5                   | 108        | 0         | Wright Jr.       | 3                   | 72         | 0         |
| Castle           | 5                   | 13         | 0         | Sowell           | 3                   | 30         | 0         |
| Wilson           | 4                   | 53         | 1         | Smith            | 1                   | 29         | 0         |
| Stroman          | 2                   | 21         | 0         | Montgomery       | 1                   | 0          | 0         |
| Hamlett          | 1                   | 8          | 0         | Harris           | 1                   | 0          | 0         |
| Marshall         | 1                   | 3          | 0         | <b>Totals</b>    | <b>18</b>           | <b>226</b> | <b>1</b>  |
| Larkins          | 1                   | 3          | 0         |                  |                     |            |           |
| <b>Totals</b>    | <b>32</b>           | <b>424</b> | <b>2</b>  |                  |                     |            |           |

| GAME 4        |    |    |    |   | FINAL |
|---------------|----|----|----|---|-------|
| South Alabama | 14 | 14 | 13 | 7 | — 48  |
| APP STATE     | 0  | 7  | 0  | 7 | — 14  |

Sept. 19 - Kidd Brewer Stadium - Boone, N.C. - 34,133



**GAME NOTES**

Attendance at a sold-out Kidd Brewer Stadium on this Thursday night was 34,133, the ninth-largest crowd in stadium history. Eight of the top 10 crowds in stadium history have occurred since 2022.

This was App State's first loss in a Sun Belt opener since a 2014 loss at Georgia Southern. It snapped a nine-game win streak in Sun Belt openers.

South Alabama's 48 points were the most allowed by App State to a league foe in regulation since a 52-45 loss at ULM in 2017.

For the third straight game, App State fell behind by multiple touchdowns before getting its first points on the board.

Safety DJ Burks and offensive guard Garner Langlo got their first career starts.

Maquel Haywood led App State rushers with a season-high 47 yards on seven carries. His fourth-quarter touchdown run was his third score as a Mountaineer.

Dalton Stroman's 47-yard touchdown catch as time expired at the end of the first half was his first score of the season and the eighth of his career.

With 266 passing yards, Joey Aguilar took over the FBS lead with a season total of 1,230 passing yards after the first four games.

Kaedin Robinson led all receivers with six catches for 85 yards. He has caught a pass in 29 consecutive games, which ranks top 15 among all FBS players.

In his first career start, safety DJ Burks had a career-high 14 tackles, including one for a loss. Avarion Cole also had a career-high eight tackles.

This was the first time in school history that App State allowed two 100-yard rushers in the same game.

| TEAM TOTALS                  | USA     | APP     |
|------------------------------|---------|---------|
| <b>First Downs</b>           |         |         |
| Total                        | 27      | 24      |
| Rushing                      | 16      | 9       |
| Passing                      | 8       | 12      |
| Penalty                      | 3       | 3       |
| <b>Rushing</b>               |         |         |
| Total (Net)                  | 320     | 119     |
| Attempts                     | 43      | 28      |
| Avg. Per Rush                | 7.4     | 4.3     |
| Rushing TDs                  | 5       | 1       |
| Yds. Gained                  | 335     | 145     |
| Yds. Lost                    | 15      | 26      |
| <b>Passing</b>               |         |         |
| Total (Net)                  | 154     | 266     |
| Comp.-Att.-Int.              | 16-24-0 | 21-40-1 |
| Avg. / Att.                  | 6.4     | 6.7     |
| Avg. / Comp.                 | 9.6     | 12.7    |
| TDs                          | 2       | 1       |
| <b>Total Offense</b>         |         |         |
| Yards                        | 474     | 385     |
| Plays                        | 67      | 68      |
| Avg. / Play                  | 7.1     | 5.7     |
| Fumbles - Lost               | 1-1     | 1-1     |
| Penalties - Yds.             | 9-69    | 6-47    |
| <b>Punting</b>               |         |         |
| Punts - Yds.                 | 3-121   | 6-250   |
| Avg. / Punt                  | 40.3    | 41.7    |
| Inside 20                    | 1       | 2       |
| 50+ Yds.                     | 0       | 0       |
| Touchbacks                   | 1       | 0       |
| Fair Catch                   | 1       | 0       |
| <b>Kickoffs</b>              |         |         |
| Total - Yds.                 | 8-503   | 2-120   |
| Avg. Yds. / Kickoff          | 62.9    | 60.0    |
| Touchbacks                   | 4       | 1       |
| <b>Returns</b>               |         |         |
| Punt: Total - Yds. - TDs     | 3-67-0  | 0-0-0   |
| Punt: Avg. / Return          | 22.3    | 0       |
| Kickoff: Total - Yds. - TDs  | 0-0-0   | 3-52-0  |
| Kickoff: Avg. / Return       | 0       | 17.3    |
| INT: Total - Yds. - TDs      | 1-96-0  | 0-0-0   |
| Fumble: Total - Yds. - TDs   | 0-0-0   | 0-0-0   |
| <b>Miscellaneous</b>         |         |         |
| Misc. Yards                  | 0       | 0       |
| Poss. Time                   | 34:12   | 25:48   |
| 3rd. Down Conv.              | 6 of 11 | 4 of 13 |
| 4th. Down Conversions        | 1 of 1  | 0 of 2  |
| Red-Zone: Scores - Chances   | 5-5     | 1-4     |
| Sacks: Total - Yds.          | 1-13    | 1-1     |
| PAT: Total - Made            | 6-7     | 2-2     |
| 2PT Conversion: Total - Made | 0-0     | 0-0     |
| Field Goals: Total - Made    | 0-0     | 0-0     |

## App State Drops Thursday Night Sun Belt Opener

BOONE, N.C. — App State opened its Sun Belt Conference schedule with a 48-14 home loss to South Alabama on a Thursday night.

Five days removed from a low-scoring, hard-fought win at ECU, the Mountaineers (2-2, 0-1) fell behind in the opening minutes and had a nine-game winning streak in Sun Belt openers snapped by an opponent coming off an 87-point performance the previous Thursday.

A crowd of 34,133 for the midweek ESPN game gave App State its seventh straight sellout at The Rock.

Joey Aguilar threw for 266 yards, with a Hail Mary touchdown to Dalton Stroman as the first half ended, and Kaedin Robinson led the offense with six catches for 85 yards. Maquel Haywood scored on a 2-yard run in the final minute and led the team with 47 rushing yards.

Defensive end Santana Hopper forced a fumble on a sack for the second straight week, with Shawn Collins making the early recovery, and safety DJ Burks recorded a career-high 14 tackles in his first start.

With App State trailing 14-0 in the second quarter, Conner Maynard's second punt inside the 10 backed up South Alabama's offense, but a 95-yard touchdown drive gave the Jaguars (2-2, 1-0) a 21-0 lead with 5:30 left before halftime.

App State, set to receive the ball to open the second half, had a chance to get back in the game thanks to a drive inside South Alabama's 10 in the final three minutes of the second quarter. Instead, Jordan Scruggs stepped in front of a pass at the goal line and sprinted 96 yards to the App State 4. Christan Horn's touchdown-saving tackle briefly kept the Jaguars from extending their lead, but they scored two plays later.

The Mountaineers at least went into the break with momentum via Stroman's 47-yard touchdown grab on the Hail Mary heave from Aguilar on the last play of the half. App State received to begin the second half and approached midfield before a fourth-and-6 pass fell incomplete with the Mountaineers needing points to apply game pressure.

### SCORING SUMMARY

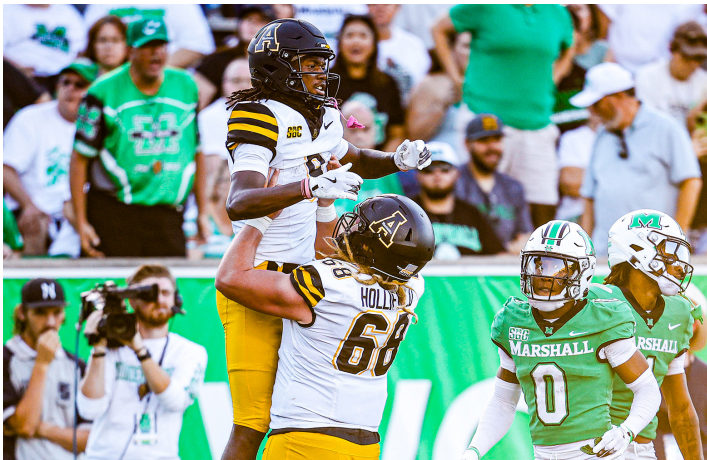
| Team | Qtr | Time  | Scoring Play                                     | Plays | Time | Score |
|------|-----|-------|--|-------|------|-------|
| USA  | 1st | 11:59 | Thomas-Jones 10 yd pass from Lopez (Marjan kick) | 6-75  | 3:01 | 0-7   |
| USA  | 1st | 7:10  | Bothwell 22 yd run (Marjan kick)                 | 6-60  | 2:06 | 0-14  |
| USA  | 2nd | 5:30  | Lopez 31 yd run (Marjan kick)                    | 13-95 | 7:49 | 0-21  |
| USA  | 2nd | 2:30  | Bullock 2 yd run (Marjan kick)                   | 2-2   | 0:12 | 0-28  |
| APP  | 2nd | 0:00  | Stroman 47 yd pass from Aguilar (Hughes kick)    | 6-75  | 0:53 | 7-28  |
| USA  | 3rd | 11:08 | Pritchett 18 yd pass from Lopez (kick failed)    | 3-47  | 1:31 | 7-34  |
| USA  | 3rd | 5:35  | Bothwell 14 yd run (Marjan kick)                 | 6-67  | 3:04 | 7-41  |
| USA  | 4th | 4:15  | Celestine 6 yd run (DiBoyan kick)                | 9-55  | 6:00 | 7-48  |
| APP  | 4th | 0:52  | Haywood 2 yd run (Hughes kick)                   | 12-75 | 3:16 | 14-48 |

### STAT LEADERS

| SOUTH ALABAMA |                |            |          |  | APP STATE     |                |            |          |  |
|---------------|----------------|------------|----------|--|---------------|----------------|------------|----------|--|
| Rushing       | Att.           | Yds        | TD       |  | Rushing       | Att.           | Yds        | TD       |  |
| Bothwell      | 14             | 116        | 2        |  | Haywood       | 7              | 47         | 1        |  |
| Lopez         | 7              | 105        | 1        |  | Roberts       | 8              | 38         | 0        |  |
| Bullock       | 11             | 46         | 1        |  | Castle        | 6              | 36         | 0        |  |
| Davenport     | 3              | 34         | 0        |  | Marshall      | 4              | 17         | 0        |  |
| Celestine     | 4              | 16         | 1        |  | Team          | 1              | -8         | 0        |  |
| Martin        | 2              | 5          | 0        |  | Aguilar       | 2              | -11        | 0        |  |
| Team          | 2              | -2         | 0        |  | <b>Totals</b> | <b>28</b>      | <b>119</b> | <b>1</b> |  |
| <b>Totals</b> | <b>43</b>      | <b>320</b> | <b>5</b> |  |               |                |            |          |  |
| Passing       | Cmp-Att-Int    | Yds        | TD       |  | Passing       | Cmp-Att-Int    | Yds        | TD       |  |
| Lopez         | 16-24-0        | 154        | 2        |  | Aguilar       | 21-40-1        | 266        | 1        |  |
| <b>Totals</b> | <b>16-24-0</b> | <b>154</b> | <b>2</b> |  | <b>Totals</b> | <b>21-40-1</b> | <b>266</b> | <b>1</b> |  |
| Receiving     | No.            | Yds        | TD       |  | Receiving     | No.            | Yds        | TD       |  |
| Robinson      | 6              | 85         | 0        |  | Robinson      | 6              | 85         | 0        |  |
| Horn          | 4              | 47         | 0        |  | Horn          | 4              | 47         | 0        |  |
| Castle        | 3              | 10         | 0        |  | Castle        | 3              | 10         | 0        |  |
| Stroman       | 2              | 60         | 0        |  | Stroman       | 2              | 60         | 0        |  |
| Jackson       | 2              | 32         | 0        |  | Jackson       | 2              | 32         | 0        |  |
| Haywood       | 2              | 23         | 0        |  | Haywood       | 2              | 23         | 0        |  |
| Roberts       | 2              | 9          | 0        |  | Roberts       | 2              | 9          | 0        |  |
| <b>Totals</b> | <b>21</b>      | <b>266</b> | <b>0</b> |  | <b>Totals</b> | <b>21</b>      | <b>266</b> | <b>0</b> |  |

| GAME 5    |   |    |    |    | FINAL |
|-----------|---|----|----|----|-------|
| APP STATE | 3 | 14 | 7  | 13 | — 37  |
| Marshall  | 7 | 21 | 10 | 14 | — 52  |

Oct. 5 - Joan C. Edwards Stadium - Huntington, W.Va. - 28,023



### GAME NOTES

App State outgained Marshall in total yards, 473-365, and in first downs, 32-21. But the Mountaineers committed 15 penalties for 158 yards and lost the turnover battle, 2-0. The penalties and penalty yards were both third-most in a single game in school history.

Marshall's 52 points were the most allowed by App State to a Sun Belt foe since a 52-45 loss at ULM in 2017.

App State's losing streak at Marshall extended to four straight. The home team has won six straight contests in the series dating back to 2002.

The Mountaineers' opponent scored a touchdown on its first series for the fourth straight game.

App State fell to 0-2 in Sun Belt play for the first time since 2014, its first year in the league. That season, the Mountaineers went on to win their final six league games.

There were a lot of bright spots for App State's offense, including season highs in rushing yards (180), first downs (32), rushing touchdowns (three - tied) and passing touchdowns (two - tied). The offense was 6-for-6 on fourth-down conversions and 4-for-4 scoring in the red zone.

Joey Aguilar completed 26 of 44 passes for 293 yards with two touchdowns and two interceptions, while rushing 10 times for a team-high 55 yards. He has either thrown or rushed for a touchdown in 17 of 19 games as App State's quarterback, including in 13 straight regular-season contests.

On his first career attempt, redshirt freshman kicker Jackson Moore nailed a 42-yard field goal for App State's first score of the contest. Moore was filling in for injured starter Michael Hughes. Moore finished the game 1-for-2 on field goals and 4-for-4 on PATs, while Cash McVay also kicked off once.

| TEAM TOTALS                  | APP     | MAR    |
|------------------------------|---------|--------|
| <b>First Downs</b>           |         |        |
| Total                        | 25      | 16     |
| Rushing                      | 10      | 13     |
| Passing                      | 16      | 4      |
| Penalty                      | 6       | 4      |
| <b>Rushing</b>               |         |        |
| Total (Net)                  | 180     | 236    |
| Attempts                     | 40      | 39     |
| Avg. Per Rush                | 4.5     | 6.1    |
| Rushing TDs                  | 3       | 3      |
| Yds. Gained                  | 213     | 249    |
| Yds. Lost                    | 33      | 13     |
| <b>Passing</b>               |         |        |
| Total (Net)                  | 293     | 129    |
| Comp.-Att.-Int.              | 26-44-2 | 8-14-0 |
| Avg. / Att.                  | 6.7     | 9.2    |
| Avg. / Comp.                 | 11.3    | 16.1   |
| TDs                          | 2       | 3      |
| <b>Total Offense</b>         |         |        |
| Yards                        | 473     | 365    |
| Plays                        | 84      | 53     |
| Avg. / Play                  | 5.6     | 6.9    |
| Fumbles - Lost               | 1-0     | 1-0    |
| Penalties - Yds.             | 15-158  | 8-85   |
| <b>Punting</b>               |         |        |
| Punts - Yds.                 | 2-90    | 2-78   |
| Avg. / Punt                  | 45      | 39     |
| Inside 20                    | 0       | 1      |
| 50+ Yds.                     | 0       | 0      |
| Touchbacks                   | 0       | 0      |
| Fair Catch                   | 0       | 1      |
| <b>Kickoffs</b>              |         |        |
| Total - Yds.                 | 5-270   | 9-585  |
| Avg. Yds. / Kickoff          | 54.0    | 65.0   |
| Touchbacks                   | 0       | 8      |
| <b>Returns</b>               |         |        |
| Punt: Total - Yds. - TDs     | 0-0-0   | 1-10-0 |
| Punt: Avg. / Return          | 0       | 10.0   |
| Kickoff: Total - Yds. - TDs  | 1-14-0  | 6-87-0 |
| Kickoff: Avg. / Return       | 14.0    | 14.5   |
| INT: Total - Yds. - TDs      | 0-0-0   | 2-14-1 |
| Fumble: Total - Yds. - TDs   | 0-0-0   | 0-0-0  |
| <b>Miscellaneous</b>         |         |        |
| Misc. Yards                  | 0       | 0      |
| Poss. Time                   | 35:34   | 24:26  |
| 3rd. Down Conv.              | 3 of 14 | 5 of 8 |
| 4th. Down Conversions        | 6 of 6  | 0 of 0 |
| Red-Zone: Scores - Chances   | 4-4     | 3-3    |
| Sacks: Total - Yds.          | 0-0     | 4-30   |
| PAT: Total - Made            | 4-4     | 7-7    |
| 2PT Conversion: Total - Made | 0-1     | 0-0    |
| Field Goals: Total - Made    | 1-2     | 1-1    |

## App State Falls At Marshall In Return To Competition

HUNTINGTON, W.Va. — Playing for the first time in 16 days, and just a little more than a week removed from the devastating arrival of Hurricane Helene in western North Carolina, App State lost 52-37 at Marshall.

Days of rains in advance of Helene's arrival, coupled with the storm's wide-ranging impact, led to the cancelation of a Sept. 28 home game against Liberty. With the long recovery process starting for many in Boone, Watauga County, the western part of the state and several surrounding states, the Mountaineers hit the road for Huntington on Friday. Several coaches wore "Mountain Strong" shirts during the game.

Joey Aguilar threw two touchdown passes to Dalton Stroman, and Ahmani Marshall had a pair of 2-yard touchdown runs in the final seven minutes. The offense went 6-for-6 on fourth-down conversions, but the Mountaineers committed 15 penalties for 158 yards.

App State (2-3, 0-2 Sun Belt) won the toss and elected to receive, but a three-and-out punt preceded an opening series touchdown drive from Marshall (3-2, 1-0 Sun Belt) — the fourth straight game an opponent had scored a touchdown on its first series.

The Mountaineers took a 10-7 lead thanks to a 42-yard field goal on the first career attempt from Jackson Moore, a redshirt freshman filling in for the sidelined Michael Hughes, and a 10-yard touchdown run from Kanye Roberts to open the second quarter.

Marshall regained the lead for good as back Jordan Houston scored a 75-yard touchdown after catching a short swing pass on the second play of the next series, and the Thundering Herd scored again 12 seconds later when a bobbled swing pass on the first play of the next possession resulted in a 13-yard interception return for a touchdown.

### SCORING SUMMARY

| Team | Qtr | Time  | Scoring Play                                      | Plays | Time | Score |
|------|-----|-------|---|-------|------|-------|
| MAR  | 1st | 11:56 | Braxton 3 yd run (Verhoff kick)                   | 4-48  | 1:45 | 0-7   |
| APP  | 1st | 7:51  | Moore 42 yd field goal                            | 10-51 | 4:05 | 3-7   |
| APP  | 2nd | 14:55 | Roberts 10 yd run (Moore kick)                    | 19-94 | 6:26 | 10-7  |
| MAR  | 2nd | 14:05 | Houston 75 yd pass from Braxton (Verhoff kick)    | 2-76  | 0:46 | 10-14 |
| MAR  | 2nd | 13:53 | Anderson 13 yd interception return (Verhoff kick) |       |      | 10-21 |
| MAR  | 2nd | 4:58  | Turner 5 yd pass from Braxton (Verhoff kick)      | 9-79  | 3:06 | 10-28 |
| APP  | 2nd | 0:47  | Stroman 21 yd pass from Aguilar (Moore kick)      | 9-75  | 4:11 | 17-28 |
| MAR  | 3rd | 7:01  | Turner 29 yd run (Verhoff kick)                   | 8-80  | 3:56 | 17-35 |
| MAR  | 3rd | 5:06  | Verhoff 38 yd field goal                          | 4-8   | 1:49 | 17-38 |
| APP  | 3rd | 1:50  | Stroman 27 yd pass from Aguilar (Moore kick)      | 8-75  | 3:16 | 24-38 |
| MAR  | 4th | 11:12 | Montgomery 26 yd pass from Braxton (Verhoff kick) | 10-65 | 5:33 | 24-45 |
| APP  | 4th | 6:05  | Marshall 2 yd run (Moore kick)                    | 14-75 | 5:07 | 31-45 |
| MAR  | 4th | 4:16  | Braxton 35 yd run (Verhoff kick)                  | 6-58  | 1:49 | 31-52 |
| APP  | 4th | 1:13  | Marshall 2 yd run (pass failed)                   | 10-75 | 3:03 | 37-52 |

### STAT LEADERS

| APP STATE        |                    |            |           | MARSHALL         |               |            |           |
|------------------|--------------------|------------|-----------|------------------|---------------|------------|-----------|
| Rushing          | Att.               | Yds        | TD        | Rushing          | Att.          | Yds        | TD        |
| Aguilar          | 10                 | 55         | 0         | Braxton          | 15            | 140        | 2         |
| Marshall         | 10                 | 48         | 2         | Turner           | 12            | 65         | 1         |
| Roberts          | 13                 | 36         | 1         | Houston          | 6             | 35         | 0         |
| Haywood          | 6                  | 24         | 0         | Montgomery       | 1             | 4          | 0         |
| Jackson          | 1                  | 17         | 0         | Payne            | 1             | 1          | 0         |
| <b>Totals</b>    | <b>40</b>          | <b>180</b> | <b>3</b>  | Chapman          | 1             | -4         | 0         |
|                  |                    |            |           | Team             | 3             | -5         | 0         |
| <b>Passing</b>   | <b>Cmp-Att-Int</b> | <b>Yds</b> | <b>TD</b> | <b>Totals</b>    | <b>39</b>     | <b>236</b> | <b>3</b>  |
| Aguilar          | 26-44-2            | 293        | 2         | Garcia           | 8-14-0        | 129        | 3         |
| <b>Totals</b>    | <b>26-44-2</b>     | <b>293</b> | <b>2</b>  | Earle            | 0-0-0         | 0          | 0         |
|                  |                    |            |           | <b>Totals</b>    | <b>8-14-0</b> | <b>129</b> | <b>3</b>  |
| <b>Receiving</b> | <b>No.</b>         | <b>Yds</b> | <b>TD</b> | <b>Receiving</b> | <b>No.</b>    | <b>Yds</b> | <b>TD</b> |
| Robinson         | 8                  | 94         | 0         | Montgomery       | 2             | 29         | 1         |
| Stroman          | 5                  | 75         | 2         | Houston          | 1             | 75         | 1         |
| Jackson          | 5                  | 29         | 0         | Payne            | 1             | 8          | 0         |
| Haywood          | 2                  | 20         | 0         | Chester          | 1             | 6          | 0         |
| Larkins          | 2                  | 8          | 0         | Turner           | 1             | 5          | 1         |
| Hetzel           | 1                  | 27         | 0         | Fitzpatrick      | 1             | 4          | 0         |
| Fowles           | 1                  | 19         | 0         | Metcalf          | 1             | 2          | 0         |
| Wilson           | 1                  | 15         | 0         | <b>Totals</b>    | <b>8</b>      | <b>129</b> | <b>3</b>  |
| Marshall         | 1                  | 6          | 0         |                  |               |            |           |
| <b>Totals</b>    | <b>44</b>          | <b>293</b> | <b>2</b>  |                  |               |            |           |

| GAME 6    |   |    |   |    |   | FINAL |
|-----------|---|----|---|----|---|-------|
| APP STATE | 0 | 14 | 3 | 7  | — | 24    |
| Louisiana | 3 | 14 | 3 | 14 | — | 34    |

Oct. 12 - Cajun Field - Louisiana, La. - 14,058



### GAME NOTES

In a series of streaks, Louisiana won for the fourth straight time after App State won the first eight meetings from 2014-19.

At 2-4 overall, the loss gave App State its worst record through six games since starting 1-5 in 2014, its FBS debut season that featured six straight victories to finish the year 7-5.

The Mountaineers fell to 0-3 in Sun Belt play for the first time and had their first 0-3 start in league play since 1972, their first year in the Southern Conference.

It was the second straight conference road game that App State outgained its opponent in total yardage but lost.

App State lost the turnover battle for the fifth straight game, with a 1-4 record in those contests.

Kanye Roberts rushed 26 times for a career-high 148 and caught a 15-yard touchdown pass for his first career receiving touchdown. It was the Mountaineers' first individual 100-yard rushing performance of the season.

For the sixth time in six games, Kaedin Robinson led the team in receiving yards, catching seven passes for 96 yards.

Joey Aguilar passed for 236 yards and three touchdowns, but he threw a career-high four interceptions. It was his first game as a Mountaineer throwing more than two picks.

App State's defense had one of its best showings of the season, holding the Cajuns to 364 total yards.

Jordan Favors snagged App State's first interception in league play this season.

Brendan Harrington led the team with six tackles, all solo, in his first start in a Sun Belt game since Nov. 27, 2021.

| TEAM TOTALS                  | APP     | UL      |
|------------------------------|---------|---------|
| <b>First Downs</b>           |         |         |
| Total                        | 25      | 19      |
| Rushing                      | 11      | 7       |
| Passing                      | 13      | 10      |
| Penalty                      | 1       | 2       |
| <b>Rushing</b>               |         |         |
| Total (Net)                  | 155     | 166     |
| Attempts                     | 35      | 36      |
| Avg. Per Rush                | 4.4     | 4.6     |
| Rushing TDs                  | 0       | 2       |
| Yds. Gained                  | 175     | 170     |
| Yds. Lost                    | 20      | 4       |
| <b>Passing</b>               |         |         |
| Total (Net)                  | 236     | 198     |
| Comp.-Att.-Int.              | 20-42-4 | 14-23-1 |
| Avg. / Att.                  | 5.6     | 8.6     |
| Avg. / Comp.                 | 11.8    | 14.1    |
| TDs                          | 3       | 2       |
| <b>Total Offense</b>         |         |         |
| Yards                        | 391     | 364     |
| Plays                        | 77      | 59      |
| Avg. / Play                  | 5.1     | 6.2     |
| Fumbles - Lost               | 1-1     | 1-0     |
| Penalties - Yds.             | 4-28    | 6-52    |
| <b>Punting</b>               |         |         |
| Punts - Yds.                 | 3-129   | 4-164   |
| Avg. / Punt                  | 43      | 41      |
| Inside 20                    | 3       | 0       |
| 50+ Yds.                     | 0       | 1       |
| Touchbacks                   | 0       | 0       |
| Fair Catch                   | 1       | 2       |
| <b>Kickoffs</b>              |         |         |
| Total - Yds.                 | 5-285   | 7-446   |
| Avg. Yds. / Kickoff          | 57.0    | 63.7    |
| Touchbacks                   | 0       | 4       |
| <b>Returns</b>               |         |         |
| Punt: Total - Yds. - TDs     | 1-6-0   | 2--3-0  |
| Punt: Avg. / Return          | 6.0     | -1.5    |
| Kickoff: Total - Yds. - TDs  | 3-60-0  | 5-95-0  |
| Kickoff: Avg. / Return       | 20.0    | 19.0    |
| INT: Total - Yds. - TDs      | 1-0-0   | 4-18-0  |
| Fumble: Total - Yds. - TDs   | 0-0-0   | 1-70-0  |
| <b>Miscellaneous</b>         |         |         |
| Misc. Yards                  | 0       | 0       |
| Poss. Time                   | 30:40   | 29:20   |
| 3rd. Down Conv.              | 8 of 14 | 6 of 13 |
| 4th. Down Conversions        | 1 of 1  | 1 of 1  |
| Red-Zone: Scores - Chances   | 2-2     | 4-4     |
| Sacks: Total - Yds.          | 0-0     | 2-20    |
| PAT: Total - Made            | 3-3     | 4-4     |
| 2PT Conversion: Total - Made | 0-0     | 0-0     |
| Field Goals: Total - Made    | 1-1     | 2-3     |

## Comeback Attempt Falls Short On Road At Louisiana

LAFAYETTE, La. — App State fought back from a series of hard-to-believe developments in the fourth quarter to give itself a chance for a comeback road victory, but Louisiana pulled out a 34-24 win.

Kanye Roberts rushed for 148 yards on 26 attempts and caught a 15-yard TD pass. Kaedin Robinson had seven catches for 96 yards.

Jordan Favors made a critical interception deep in App State territory with the Mountaineers trailing by three points in the final six minutes, but their third turnover of the fourth quarter and fourth turnover of the game set up an outcome-sealing touchdown on quarterback Ben Wooldridge's 1-yard sneak with 1:03 left. The Ragin' Cajuns forced another turnover in the final minute, totaling five takeaways and four INTs.

Trailing 20-17 early in the fourth quarter, App State (2-4, 0-3) moved inside the UL 20 on a first-down run but lost a fumble that Justin Agu picked up and returned 68 yards to the Mountaineers' 17. With one half of the stadium closed because of construction and limited ability to see when the ball popped out from a large crowd, the on-field call of a fumble stood, and a penalty for a horse collar stop on the lengthy return gave the Ragin' Cajuns (5-1, 2-0) a first down at the App State 8.

Louisiana back Bill Davis mishandled the exchange, kicking the ball through traffic into the end zone, and offensive lineman Landon Burton split two defenders to fall on the loose ball for an improbable touchdown. The Ragin' Cajuns intercepted a 50-50 deep ball at the UL 28 on the very next play, capping a wild 26-second stretch.

App State's defense came up with a three-and-out stop, and Joey Aguilar completed three passes to Robinson to start a bounce-back drive that ended on Eli Wilson's 26-yard TD reception with 8:06 remaining.

The Mountaineers regained possession at their 16 with 5:36 left when Favors intercepted a deep throw, but a desperate heave on a third-and-4 from the App State 35 was tipped and intercepted by Tyrone Lewis.

Louisiana converted fourth-and-4 situation from the 26 with 2:11 left and scored a late touchdown to push the margin to double figures.

### SCORING SUMMARY

| Team | Qtr | Time  | Scoring Play  | Plays | Time | Score |
|------|-----|-------|---|-------|------|-------|
| UL   | 1st | 8:03  | Almendares 32 yd field goal                           | 12-75 | 4:56 | 0-3   |
| APP  | 2nd | 10:29 | Larkins 1 yd pass from Aguilar (Moore kick)           | 13-77 | 6:48 | 7-3   |
| UL   | 2nd | 10:10 | Carter 74 yd pass from Wooldridge (Almendares kick)   | 1-74  | 0:13 | 7-10  |
| UL   | 2nd | 1:55  | Broussard 8 yd pass from Wooldridge (Almendares kick) | 5-33  | 3:14 | 7-17  |
| APP  | 2nd | 0:27  | Roberts 15 yd pass from Aguilar (Moore kick)          | 10-70 | 1:28 | 14-17 |
| APP  | 3rd | 8:19  | Moore 44 yd field goal                                | 11-44 | 4:46 | 17-17 |
| UL   | 3rd | 3:10  | Almendares 53 yd field goal                           | 11-41 | 5:04 | 17-20 |
| UL   | 4th | 13:11 | Burton 0 yd recovery (Almendares kick)                | 1-7   | 0:08 | 17-27 |
| APP  | 4th | 8:06  | Wilson 26 yd pass from Aguilar (Moore kick)           | 7-67  | 2:38 | 24-27 |
| UL   | 4th | 1:03  | Wooldridge 1 yd run (Almendares kick)                 | 7-32  | 2:44 | 24-34 |

### STAT LEADERS

| APP STATE        |                    |            |           |  | LOUISIANA        |                    |            |           |  |
|------------------|--------------------|------------|-----------|--|------------------|--------------------|------------|-----------|--|
| <b>Rushing</b>   | <b>Att.</b>        | <b>Yds</b> | <b>TD</b> |  | <b>Rushing</b>   | <b>Att.</b>        | <b>Yds</b> | <b>TD</b> |  |
| Roberts          | 26                 | 148        | 0         |  | Perry            | 14                 | 53         | 0         |  |
| Marshall         | 4                  | 5          | 0         |  | Washington       | 7                  | 51         | 0         |  |
| Aguilar          | 5                  | 2          | 0         |  | Davis            | 8                  | 39         | 0         |  |
| <b>Totals</b>    | <b>35</b>          | <b>155</b> | <b>0</b>  |  | Wooldridge       | 5                  | 25         | 1         |  |
|                  |                    |            |           |  | Burton           | 0                  | 0          | 1         |  |
|                  |                    |            |           |  | Team             | 2                  | -2         | 0         |  |
| <b>Passing</b>   | <b>Cmp-Att-Int</b> | <b>Yds</b> | <b>TD</b> |  | <b>Totals</b>    | <b>36</b>          | <b>166</b> | <b>2</b>  |  |
| Aguilar          | 20-42-4            | 236        | 3         |  |                  |                    |            |           |  |
| <b>Totals</b>    | <b>20-42-4</b>     | <b>236</b> | <b>3</b>  |  |                  |                    |            |           |  |
|                  |                    |            |           |  | <b>Passing</b>   | <b>Cmp-Att-Int</b> | <b>Yds</b> | <b>TD</b> |  |
| <b>Receiving</b> | <b>No.</b>         | <b>Yds</b> | <b>TD</b> |  | Wooldridge       | 14-23-1            | 198        | 2         |  |
| Robinson         | 7                  | 96         | 0         |  | <b>Totals</b>    | <b>14-23-1</b>     | <b>198</b> | <b>2</b>  |  |
| Jackson          | 5                  | 48         | 0         |  |                  |                    |            |           |  |
| Wilson           | 3                  | 53         | 1         |  | <b>Receiving</b> | <b>No.</b>         | <b>Yds</b> | <b>TD</b> |  |
| Stroman          | 2                  | 15         | 0         |  | Carter           | 4                  | 107        | 1         |  |
| Roberts          | 2                  | 15         | 1         |  | LeGendre         | 4                  | 67         | 0         |  |
| Horn             | 1                  | 8          | 0         |  | Williams         | 3                  | 10         | 0         |  |
| Larkins          | 1                  | 1          | 1         |  | Broussard        | 1                  | 8          | 1         |  |
| <b>Totals</b>    | <b>20</b>          | <b>236</b> | <b>3</b>  |  | Smith            | 1                  | 4          | 0         |  |
|                  |                    |            |           |  | Bernard          | 1                  | 2          | 0         |  |
|                  |                    |            |           |  | <b>Totals</b>    | <b>14</b>          | <b>198</b> | <b>2</b>  |  |

| GAME 7        |   |    |   |   |   | FINAL |
|---------------|---|----|---|---|---|-------|
| Georgia State | 0 | 16 | 7 | 3 | — | 26    |
| APP STATE     | 2 | 16 | 7 | 8 | — | 33    |

Oct. 26 - Kidd Brewer Stadium - Boone, N.C. - 33,783



**GAME NOTES**

From fans flocking to King Street in support of local businesses, to App State alumni Luke Combs and Eric Church headlining a Charlotte-based Concert for Carolina show that raised more than \$24 million, the events of Saturday contributed to a bigger cause.

The Mountaineers improved to 11-0 against Georgia State, dating back to 2014.

Similar to the first home game following Hurricane Katrina for the New Orleans Saints, who scored an early touchdown on a blocked punt, App State opened its first home game after the storm with a blocked punt. The Steve Gleason block against a team from Atlanta occurred with 13:30 remaining in the first quarter. Ahmani Marshall's block gave App State a 2-0 lead with 13:27 remaining in the first quarter.

It was the first safety recorded by the Mountaineers since 2022 (vs. Troy, which took an intentional safety while backed up) and the first blocked punt since 2019 (Demetrius Taylor vs. Coastal).

After each of App State's first three touchdowns, Georgia State answered with a touchdown drive of its own. The defense made sure the Panthers didn't have a successful response for the fourth Mountaineer touchdown in a game featuring eight lead changes.

App State lost the turnover battle for the sixth straight game.

Kanen Hamlett's second career catch was a big one. His 4-yard touchdown from Joey Aguilar with 1:51 left in the game was the winning score. Hamlett entered the huddle late in the play clock to replace another tight end who was limping off the field.

Freshman cornerback Nick Taylor made his first career start. He is the only true freshman to have played to this point.

| TEAM TOTALS                  | GSU     | APP     |
|------------------------------|---------|---------|
| <b>First Downs</b>           |         |         |
| Total                        | 20      | 25      |
| Rushing                      | 12      | 10      |
| Passing                      | 6       | 13      |
| Penalty                      | 2       | 2       |
| <b>Rushing</b>               |         |         |
| Total (Net)                  | 194     | 180     |
| Attempts                     | 34      | 38      |
| Avg. Per Rush                | 5.7     | 4.7     |
| Rushing TDs                  | 2       | 1       |
| Yds. Gained                  | 230     | 184     |
| Yds. Lost                    | 36      | 4       |
| <b>Passing</b>               |         |         |
| Total (Net)                  | 192     | 299     |
| Comp.-Att.-Int.              | 16-22-0 | 18-27-0 |
| Avg. / Att.                  | 8.7     | 11.1    |
| Avg. / Comp.                 | 12.0    | 16.6    |
| TDs                          | 1       | 3       |
| <b>Total Offense</b>         |         |         |
| Yards                        | 386     | 479     |
| Plays                        | 56      | 65      |
| Avg. / Play                  | 6.9     | 7.4     |
| Fumbles - Lost               | 1-0     | 1-1     |
| Penalties - Yds.             | 6-65    | 5-55    |
| <b>Punting</b>               |         |         |
| Punts - Yds.                 | 3-98    | 2-66    |
| Avg. / Punt                  | 32.7    | 33      |
| Inside 20                    | 0       | 1       |
| 50+ Yds.                     | 1       | 0       |
| Touchbacks                   | 1       | 0       |
| Fair Catch                   | 0       | 1       |
| <b>Kickoffs</b>              |         |         |
| Total - Yds.                 | 7-457   | 6-362   |
| Avg. Yds. / Kickoff          | 65.3    | 60.3    |
| Touchbacks                   | 5       | 1       |
| <b>Returns</b>               |         |         |
| Punt: Total - Yds. - TDs     | 1-0-0   | 1-30-0  |
| Punt: Avg. / Return          | 0.0     | 30.0    |
| Kickoff: Total - Yds. - TDs  | 4-87-0  | 1-24-0  |
| Kickoff: Avg. / Return       | 21.8    | 24.0    |
| INT: Total - Yds. - TDs      | 0-0-0   | 0-0-0   |
| Fumble: Total - Yds. - TDs   | 0-0-0   | 0-0-0   |
| <b>Miscellaneous</b>         |         |         |
| Misc. Yards                  | 0       | 0       |
| Poss. Time                   | 30:34   | 29:26   |
| 3rd. Down Conv.              | 1 of 8  | 7 of 12 |
| 4th. Down Conversions        | 0 of 1  | 0 of 0  |
| Red-Zone: Scores - Chances   | 5-5     | 4-7     |
| Sacks: Total - Yds.          | 0-0     | 3-28    |
| PAT: Total - Made            | 2-2     | 2-2     |
| 2PT Conversion: Total - Made | 0-1     | 1-2     |
| Field Goals: Total - Made    | 2-2     | 1-2     |

**App State Rallies In Emotional Return To The Rock**

BOONE, N.C. — A hardened football team reunited with its hungry fan base, eager to entertain a community with a long recovery effort ahead in the aftermath of Hurricane Helene.

A rainbow can be a reminder that storms end, giving way to hope for a brighter future. As a crowd of 33,783 departed Kidd Brewer Stadium following App State's 33-26 win, an actual rainbow appeared above The Rock. Excuse the Mountaineers for maybe being too eager to reconnect with their fans — Shawn Clark accepted blame for the wall-climbing celebration with students on Miller Hill following App State's first Boone touchdown in 37 days — but this was a long time coming.

With App State (3-4, 1-3) seeking its first Sun Belt victory following the back-to-back road losses that had occurred since a Sept. 28 home date with Liberty was canceled because of the storm damage from Helene, the Mountaineers scored a go-ahead touchdown on Joey Aguilar's 4-yard pass to Kanen Hamlett with 1:51 left and then made a defensive stand.

"Just like our community has battled their tails off for the last four weeks to get some kind of normalcy in their lives, our program is doing the same thing," said Clark, sporting a Mountain Strong sweatshirt. "Our community is behind us 100 percent, and we're behind our community 100 percent. It's still going to be a long haul for our community, and we're going to be there every step of the way. I'm just very proud of everyone involved in our program and hope today's win gave everyone in western North Carolina and Watauga County something to be proud of."

Aguilar passed for 299 yards and three TDs during an interception-free performance that included seven receptions for 121 yards by Kaedin Robinson. Aguilar threw for 245 yards in the first half, with Robinson going over the century mark before the break. Ahmani Marshall rushing for 115 yards with one score. He accounted for App State's first eight points thanks to an early safety on a blocked punt, and Santana Hopper had a hand in three sacks to lead the defense.

**SCORING SUMMARY**

| Team | Qtr | Time  | Scoring Play                                  | Plays | Time | Score |
|------|-----|-------|---|-------|------|-------|
| APP  | 1st | 13:27 | Safety, Marshall blocked punt out of end zone |       |      | 2-0   |
| GSU  | 2nd | 14:56 | Rickman 26 yd field goal                      | 10-77 | 5:40 | 2-3   |
| APP  | 2nd | 10:28 | Marshall 1 yd run (pass failed)               | 8-75  | 4:28 | 8-3   |
| GSU  | 2nd | 6:24  | Hurst 4 yd pass from Gibson (Rickman kick)    | 7-63  | 3:57 | 8-10  |
| APP  | 2nd | 3:57  | Jackson 18 yd pass from Aguilar (Moore kick)  | 5-75  | 2:27 | 15-10 |
| GSU  | 2nd | 1:15  | Dukes 9 yd run (pass failed)                  | 5-68  | 2:36 | 15-16 |
| APP  | 2nd | 0:06  | Moore 33 yd field goal                        | 10-60 | 1:09 | 18-16 |
| APP  | 3rd | 8:12  | Stroman 23 yd pass from Aguilar (Moore kick)  | 5-60  | 2:02 | 25-16 |
| GSU  | 3rd | 5:05  | Lowe 5 yd run (Rickman kick)                  | 6-75  | 3:07 | 25-23 |
| GSU  | 4th | 6:39  | Rickman 38 yd field goal                      | 12-70 | 6:47 | 25-26 |
| APP  | 4th | 1:51  | Hamlett 4 yd pass from Aguilar (Aguilar rush) | 10-75 | 4:48 | 33-26 |

**STAT LEADERS**

| GEORGIA STATE |                |            |          | APP STATE     |                |            |          |
|---------------|----------------|------------|----------|---------------|----------------|------------|----------|
| Rushing       | Att.           | Yds        | TD       | Rushing       | Att.           | Yds        | TD       |
| Dukes         | 6              | 81         | 1        | Marshall      | 18             | 115        | 1        |
| Brock         | 10             | 67         | 0        | Roberts       | 13             | 38         | 0        |
| Beasley       | 4              | 30         | 0        | Castle        | 2              | 20         | 0        |
| Gibson        | 12             | 13         | 0        | Aguilar       | 2              | 8          | 0        |
| Lowe          | 1              | 5          | 1        | Team          | 2              | -3         | 0        |
| Team          | 1              | -2         | 0        | <b>Totals</b> | <b>38</b>      | <b>180</b> | <b>1</b> |
| <b>Totals</b> | <b>43</b>      | <b>194</b> | <b>2</b> |               |                |            |          |
| Passing       | Cmp-Att-Int    | Yds        | TD       | Passing       | Cmp-Att-Int    | Yds        | TD       |
| Gibson        | 16-22-0        | 192        | 1        | Aguilar       | 18-27-1        | 299        | 3        |
| <b>Totals</b> | <b>16-22-0</b> | <b>192</b> | <b>1</b> | <b>Totals</b> | <b>18-27-1</b> | <b>299</b> | <b>3</b> |
| Receiving     | No.            | Yds        | TD       | Receiving     | No.            | Yds        | TD       |
| Tucker        | 4              | 33         | 0        | Robinson      | 5              | 121        | 0        |
| Hurst         | 3              | 57         | 1        | Jackson       | 4              | 67         | 1        |
| Fleming       | 3              | 33         | 0        | Horn          | 3              | 37         | 0        |
| Beasley       | 2              | 14         | 0        | Stroman       | 2              | 32         | 1        |
| Dukes         | 2              | 3          | 0        | Wilson        | 2              | 13         | 0        |
| Brock         | 1              | 31         | 0        | Castle        | 1              | 20         | 0        |
| Credle        | 1              | 21         | 0        | Hetzel        | 1              | 5          | 0        |
| <b>Totals</b> | <b>16</b>      | <b>192</b> | <b>1</b> | Hamlett       | 1              | 4          | 0        |
|               |                |            |          | <b>Totals</b> | <b>18</b>      | <b>299</b> | <b>3</b> |

| GAME 8       |   |    |   |   | FINAL |
|--------------|---|----|---|---|-------|
| Old Dominion | 3 | 14 | 3 | 0 | — 20  |
| APP STATE    | 7 | 7  | 7 | 7 | — 28  |

Nov. 2 - Kidd Brewer Stadium - Boone, N.C. - 34,954



**GAME NOTES**

The Mountaineers improved to 4-1 all-time against the Monarchs, dating back to 2015. App State has won all three matchups in Boone.

For the first time in 2024, App State won the turnover battle, snapping a streak of six straight games in which it had a negative turnover margin. Since Shawn Clark became head coach, App State improved to 19-1 when it wins the turnover battle.

Attendance at Kidd Brewer Stadium was 34,954, the sixth-largest crowd in stadium history.

Legendary QB Armani Edwards was recognized at halftime with an On-Campus Salute by the National Football Foundation ahead of his upcoming induction into the College Football Hall of Fame. He was joined on the field by fellow App State members of the Hall, Dexter Coakley and Jerry Moore.

In his 33rd game as a Mountaineer and 45th as a collegian, running back Ahmani Marshall started for the first time in his career.

With two backs out due to injury and another (Kanye Roberts) injured during the game, Ahmani Marshall took the entire brunt of the running game on his shoulders and responded with 120 yards on a career-high 23 carries in his first career start.

The App State defense produced season highs with 5.0 sacks and four takeaways, while allowing just three second-half points and 24 second-half rushing yards to the Monarchs.

Nose Joshua Donald led an inspired defensive line with season highs of 2.0 sacks and 3.0 TFLs while forcing a fumble. Michael Fletcher (1.5 sacks) and Shawn Collins (1.0 sack) combined with outside linebacker Nate Johnson (0.5 sack) to live in the ODU backfield.

| TEAM TOTALS                  | ODU     | APP     |
|------------------------------|---------|---------|
| <b>First Downs</b>           |         |         |
| Total                        | 26      | 20      |
| Rushing                      | 10      | 11      |
| Passing                      | 14      | 9       |
| Penalty                      | 2       | 0       |
| <b>Rushing</b>               |         |         |
| Total (Net)                  | 166     | 184     |
| Attempts                     | 36      | 34      |
| Avg. Per Rush                | 4.6     | 5.4     |
| Rushing TDs                  | 0       | 0       |
| Yds. Gained                  | 192     | 193     |
| Yds. Lost                    | 26      | 9       |
| <b>Passing</b>               |         |         |
| Total (Net)                  | 332     | 212     |
| Comp.-Att.-Int.              | 27-38-1 | 13-24-1 |
| Avg. / Att.                  | 8.7     | 8.8     |
| Avg. / Comp.                 | 12.3    | 16.3    |
| TDs                          | 2       | 4       |
| <b>Total Offense</b>         |         |         |
| Yards                        | 498     | 396     |
| Plays                        | 74      | 58      |
| Avg. / Play                  | 6.7     | 6.8     |
| Fumbles - Lost               | 3-3     | 0-0     |
| Penalties - Yds.             | 3-15    | 5-40    |
| <b>Punting</b>               |         |         |
| Punts - Yds.                 | 1-66    | 3-123   |
| Avg. / Punt                  | 66      | 41      |
| Inside 20                    | 0       | 2       |
| 50+ Yds.                     | 1       | 0       |
| Touchbacks                   | 1       | 0       |
| Fair Catch                   | 0       | 0       |
| <b>Kickoffs</b>              |         |         |
| Total - Yds.                 | 5-313   | 5-309   |
| Avg. Yds. / Kickoff          | 62.6    | 61.8    |
| Touchbacks                   | 3       | 3       |
| <b>Returns</b>               |         |         |
| Punt: Total - Yds. - TDs     | 0-0-0   | 0-0-0   |
| Punt: Avg. / Return          | 0       | 0       |
| Kickoff: Total - Yds. - TDs  | 0-0-0   | 2-44-0  |
| Kickoff: Avg. / Return       | 0       | 22.0    |
| INT: Total - Yds. - TDs      | 1-0-0   | 1-0-0   |
| Fumble: Total - Yds. - TDs   | 0-0-0   | 1-0-0   |
| <b>Miscellaneous</b>         |         |         |
| Misc. Yards                  | 0       | 0       |
| Poss. Time                   | 31:46   | 28:14   |
| 3rd. Down Conv.              | 7 of 13 | 7 of 11 |
| 4th. Down Conversions        | 0 of 2  | 0 of 1  |
| Red-Zone: Scores - Chances   | 3-4     | 3-3     |
| Sacks: Total - Yds.          | 0-0     | 5-22    |
| PAT: Total - Made            | 2-2     | 4-4     |
| 2PT Conversion: Total - Made | 0-0     | 0-0     |
| Field Goals: Total - Made    | 2-2     | 0-0     |

## Defense Stands Tall In Dramatic Victory Over ODU

BOONE, N.C. — The main takeaways from App State’s dramatic 28-20 win against ODU: the Mountaineers produced plenty of big ones.

App State’s defense recovered three fumbles and sealed the victory with a fourth turnover via Zyeir Gamble’s last-minute interception against the Monarchs, who led 17-7 in the second quarter but added only a field goal the rest of the way. A fourth-and-short stop also was part of a strong defensive effort that included five sacks from the Mountaineers (4-4, 2-3 Sun Belt) in front of 34,954 fans.

Joey Aguilar’s four touchdown passes resulted in scores by Kaedin Robinson, Dalton Stroman, Kanen Hamlett and Max Drag — the final two to tight ends making their first career starts with two veterans sidelined. Drag flipped into the end zone with 2:29 left to score from 11 yards out on his first career catch, capping a drive in which workhorse back Ahmani Marshall rushed for 38 of his 120 yards.

The first takeaway came from sixth-year veteran Brendan Harrington, who had saved a touchdown by making one of his team-high nine tackles a few moments before recovering a fumble inside the 10.

Defensive tackle Joshua Donald recorded two sacks among his 3.0 tackles for loss and combined on a fourth-and-1 tackle for no gain with defensive end Michael Fletcher, who finished with 1.5 sacks. Defensive end Shawn Collins knocked the ball loose on a fourth-quarter sack, leading to a Thomas Davis recovery at the App State 36 with the Mountaineers holding a one-point lead to set up their final TD drive — a 10-play, run-based march that took more than five minutes.

From there, ODU (4-5, 3-2) picked up two first downs to reach the App State 42 with 1:13 remaining. Donald’s second sack of the night, with Fletcher joining the party, put the Monarchs behind the chains and set up a fourth-and-11 scenario. Gamble intercepted an overthrown pass at the 22-yard line, putting the finishing touches on a half in which ODU managed only 24 rushing yards on 14 attempts.

App State followed a 33-26 win against Georgia State in its post-Helene return to The Rock with another home victory against an East Division opponent.

### SCORING SUMMARY

| Team | Qtr | Time  | Scoring Play                                  | Plays | Time | Score |
|------|-----|-------|---|-------|------|-------|
| APP  | 1st | 10:04 | Robinson 23 yd pass from Aguilar (Moore kick) | 7-93  | 3:20 | 7-0   |
| ODU  | 1st | 4:50  | Sanchez 25 yd field goal                      | 10-67 | 5:14 | 7-3   |
| ODU  | 2nd | 14:21 | Vines 14 yd pass from Joseph (Sanchez kick)   | 7-67  | 3:14 | 7-10  |
| ODU  | 2nd | 4:28  | Paige 28 yd pass from Joseph (Sanchez kick)   | 9-90  | 5:43 | 7-17  |
| APP  | 2nd | 3:09  | Stroman 46 yd pass from Aguilar (Moore kick)  | 3-65  | 1:13 | 14-17 |
| APP  | 3rd | 8:05  | Hamlett 4 yd pass from Aguilar (Moore kick)   | 7-44  | 2:53 | 21-17 |
| ODU  | 3rd | 0:55  | Sanchez 25 yd field goal                      | 14-67 | 7:10 | 21-20 |
| APP  | 4th | 2:29  | Drag 11 yd pass from Aguilar (Moore kick)     | 10-61 | 5:06 | 28-20 |

### STAT LEADERS

| ODU           |                |            |          | APP STATE     |                |            |          |
|---------------|----------------|------------|----------|---------------|----------------|------------|----------|
| Rushing       | Att.           | Yds        | TD       | Rushing       | Att.           | Yds        | TD       |
| Young         | 14             | 110        | 0        | Marshall      | 23             | 120        | 0        |
| Joseph        | 17             | 42         | 0        | Aguilar       | 7              | 61         | 0        |
| Duke          | 2              | 9          | 0        | Roberts       | 3              | 9          | 0        |
| Sims          | 3              | 5          | 0        | Team          | 1              | -6         | 0        |
| <b>Totals</b> | <b>36</b>      | <b>166</b> | <b>0</b> | <b>Totals</b> | <b>34</b>      | <b>184</b> | <b>0</b> |
| Passing       | Cmp-Att-Int    | Yds        | TD       | Passing       | Cmp-Att-Int    | Yds        | TD       |
| Joseph        | 27-38-1        | 332        | 2        | Aguilar       | 13-24-1        | 212        | 4        |
| <b>Totals</b> | <b>27-38-1</b> | <b>332</b> | <b>2</b> | <b>Totals</b> | <b>13-24-1</b> | <b>212</b> | <b>4</b> |
| Receiving     | No.            | Yds        | TD       | Receiving     | No.            | Yds        | TD       |
| Paige         | 13             | 205        | 1        | Robinson      | 4              | 78         | 1        |
| Vines         | 6              | 42         | 1        | Stroman       | 2              | 55         | 1        |
| Alston        | 3              | 24         | 0        | Hamlett       | 2              | 23         | 1        |
| Conroy        | 5              | 22         | 0        | Roberts       | 2              | 19         | 0        |
| Duke          | 2              | 35         | 0        | Jackson       | 1              | 15         | 0        |
| Young         | 1              | 4          | 0        | Marshall      | 1              | 11         | 0        |
| <b>Totals</b> | <b>27</b>      | <b>332</b> | <b>2</b> | <b>Drag</b>   | <b>1</b>       | <b>11</b>  | <b>1</b> |
|               |                |            |          | <b>Totals</b> | <b>13</b>      | <b>212</b> | <b>4</b> |



**2024 TRENDS**

|   |     |
|---|-----|
| <b>App State's Non-League Record ...</b>    |     |
| At Home                                     | 1-0 |
| On the road                                 | 1-1 |
| <b>App State's League Record ...</b>        |     |
| At Home                                     | 2-1 |
| On the road                                 | 0-2 |
| <b>App State's Record in Games ...</b>      |     |
| Decided by 1-3 points                       | 1-0 |
| 4-7 points                                  | 1-0 |
| 8-10 points                                 | 1-1 |
| 11-19 points                                | 0-1 |
| 20-29 points                                | 1-0 |
| 30+ points                                  | 0-2 |
| <b>App State's Record When Scoring ...</b>  |     |
| 10-19 points                                | 0-1 |
| 20-29 points                                | 2-2 |
| 30+ points                                  | 2-1 |
| <b>App State's Record When Allowing ...</b> |     |
| 10 or fewer points                          | 1-0 |
| 11-19 points                                | 1-0 |
| 20-29 points                                | 2-0 |
| 30+ points                                  | 0-4 |
| <b>App State's Record in Games ...</b>      |     |
| During the day                              | 4-1 |
| At night                                    | 0-3 |
| Scoring first                               | 3-0 |
| Opponent scores first                       | 1-4 |
| Leading after 1st quarter                   | 3-0 |
| Trailing after 1st quarter                  | 1-4 |
| Tied after 1st quarter                      | 0-0 |
| Leading at halftime                         | 2-0 |
| Trailing at halftime                        | 2-4 |
| Tied at halftime                            | 0-0 |
| Leading after 3rd quarter                   | 4-0 |
| Trailing after 3rd quarter                  | 0-4 |
| Tied after 3rd quarter                      | 0-0 |
| 100-yard rusher                             | 2-1 |
| 100-yard receiver                           | 3-0 |
| 300-yard passer                             | 2-0 |
| Winning turnover battle                     | 1-0 |
| Losing turnover battle                      | 2-4 |
| Turnover battle even                        | 1-0 |

**OVERTIME RESULTS**

App State is 7-11 all-time in overtime games, including 2-6 at the FBS level. Fourteen of the 18 OT games have been played on the road.

| Date     | Opponent              | Result         |
|----------|-----------------------|----------------|
| 11/18/23 | at #18 James Madison  | W, 26-23 (OT)  |
| 9/9/23   | at #17 North Carolina | L, 40-34 (2OT) |
| 11/26/22 | at Georgia Southern   | L, 51-48 (2OT) |
| 9/1/18   | at #9 Penn State      | L, 45-38 (OT)  |
| 10/28/17 | at UMass              | L, 30-27 (2OT) |
| 9/1/16   | at #9 Tennessee       | L, 20-13 (OT)  |
| 10/31/15 | Troy                  | W, 44-41 (3OT) |
| 10/11/14 | Liberty               | L, 55-48 (OT)  |
| 10/5/13  | at The Citadel        | L, 31-28 (OT)  |
| 12/1/12  | Illinois State        | L, 38-37 (OT)  |
| 11/6/10  | at Georgia Southern   | L, 21-14 (OT)  |
| 10/3/09  | at The Citadel        | W, 30-27 (OT)  |
| 10/21/06 | at Georgia Southern   | W, 27-20 (2OT) |
| 12/9/00  | at Montana            | L, 19-16 (OT)  |
| 10/3/98  | at Wake Forest        | W, 30-27 (OT)  |
| 11/26/94 | at New Hampshire      | W, 17-10 (OT)  |
| 11/19/94 | VMI                   | L, 26-23 (OT)  |
| 10/19/91 | at Furman             | W, 26-23 (3OT) |

**2024 IN-SEASON HONORS**

**NATIONAL**  
**PFF Defensive Player of the Week**  
 Santana Hopper (9/14, vs. ECU)  
**Manning Award Stars of the Week**  
 Joey Aguilar (10/26, vs. Georgia State)

**SUN BELT**  
**Offensive Player of the Week**  
 Joey Aguilar (9/14, vs. ECU)

**LEADING PLAYER GAMES/STARTS**

| Player              | Career NCAA Games | Career Starts (In a Row) |
|---------------------|-------------------|--------------------------|
| Christian Johnstone | 62                | 62 (22)                  |
| Christan Horn       | 54                | 31                       |
| Seth Robertson      | 53 (8 App)        | 18 FBS/4 App (1)         |
| Anderson Castle     | 51                | 3                        |
| Ronald Clarke       | 50                | 24                       |
| Eli Wilson          | 48                | 19                       |
| Myles Farmer        | 47 (3 App)        | 16 FBS                   |
| Brendan Harrington  | 47                | 25 (3)                   |
| Montez Kelley       | 46 (20 App)       | 1 FBS/1 App              |
| Michael Hughes      | 44                | 30                       |
| Ahmani Marshall     | 45 (32 App)       | 1 (1)                    |
| Maquel Haywood      | 38 (17 App)       | 7                        |
| Kaedin Robinson     | 35 (32 App)       | 27 (24)                  |
| Caden Sullivan      | 35                | 19                       |
| Dalton Stroman      | 34                | 3                        |
| Michael Hetzel      | 34                | 0                        |
| Makai Jackson       | 34 (21 App)       | 17 NCAA, 7 App (7)       |
| Kyle Arnholt        | 33                | 15 (8)                   |
| David Larkins       | 32                | 3                        |
| Jordan Favors       | 31                | 15 (4)                   |
| Ethan Johnson       | 31                | 23 (7)                   |

**20+ YARD PLAYS**

| 20+ Yard Plays | App State | Opponent |
|----------------|-----------|----------|
| Runs           | 4         | 16       |
| Passes         | 31        | 26       |

**App State's 20+ yard runs**  
 ETSU Jackson 47-yard run  
 CU Castle 21-yard run  
 MAR Aguilar 28-yard run  
 ODU Marshall 29-yard run

**App State's 20+ pass plays**  
 ETSU Horn 83-yard pass from Aguilar  
 ETSU Wilson 34-yard pass from Aguilar  
 ETSU Robinson 47-yard pass from Aguilar  
 CU Robinson 29-yard pass from Aguilar  
 CU Horn 21-yard pass from Aguilar  
 ECU Horn 32-yard pass from Aguilar  
 ECU Horn 49-yard pass from Aguilar  
 ECU Wilson 22-yard pass from Aguilar  
 ECU Robinson 22-yard pass from Aguilar  
 ECU Robinson 31-yard pass from Aguilar  
 ECU Robinson 20-yard pass from Aguilar  
 USA Jackson 26-yard pass from Aguilar  
 USA Stroman 47-yard pass from Aguilar  
 USA Robinson 49-yard pass from Aguilar  
 MAR Stroman 21-yard pass from Aguilar  
 MAR Stroman 27-yard pass from Aguilar  
 MAR Hetzel 27-yard pass from Aguilar  
 UL Wilson 24-yard pass from Aguilar  
 UL Robinson 22-yard pass from Aguilar  
 UL Wilson 26-yard pass from Aguilar  
 GSU Horn 22-yard pass from Aguilar  
 GSU Jackson 42-yard pass from Aguilar  
 GSU Robinson 20-yard pass from Aguilar  
 GSU Robinson 50-yard pass from Aguilar  
 GSU Robinson 22-yard pass from Aguilar  
 GSU Castle 20-yard pass from Aguilar  
 GSU Stroman 23-yard pass from Aguilar  
 ODU Robinson 46-yard pass from Aguilar  
 ODU Robinson 23-yard pass from Aguilar  
 ODU Stroman 46-yard pass from Aguilar

**THE MIDDLE EIGHT**

App State sets a goal of winning "The Middle Eight" — the final four minutes of the first half and first four minutes of the second half. Here is how the Mountaineers have fared in 2024:

|                     | App State | Opponent  |
|---------------------|-----------|-----------|
| ETSU                | 0         | 7         |
| Clemson             | 13        | 7         |
| ECU                 | 3         | 0         |
| South Alabama       | 7         | 14        |
| Marshall            | 7         | 0         |
| Louisiana           | 7         | 7         |
| Georgia State       | 10        | 6         |
| Old Dominion        | 7         | 0         |
| Coastal Carolina    |           |           |
| James Madison       |           |           |
| Georgia Southern    |           |           |
| <b>Season Total</b> | <b>54</b> | <b>41</b> |

**THIRD-DOWN CONVERSIONS**

**Conversions by App State Offense**

| 3rd & ...     | Goal       | Short (1-4)  | Long (9+)   | Total         |
|---------------|------------|--------------|-------------|---------------|
| ETSU          | 1-2        | 3-4          | 0-3         | 6-14          |
| Clemson       | 0-0        | 1-3          | 1-5         | 4-13          |
| ECU           | 1-2        | 0-1          | 2-6         | 6-14          |
| So. Alabama   | 1-1        | 1-2          | 0-3         | 4-13          |
| Marshall      | 0-2        | 0-3          | 0-4         | 3-14          |
| Louisiana     | 1-1        | 1-3          | 2-2         | 8-14          |
| Ga. State     | 0-0        | 3-5          | 1-2         | 7-12          |
| ODU           | 0-0        | 1-1          | 2-3         | 7-11          |
| Coastal       |            |              |             |               |
| JMU           |            |              |             |               |
| Ga. Southern  |            |              |             |               |
| <b>Totals</b> | <b>4-8</b> | <b>10-22</b> | <b>8-28</b> | <b>45-105</b> |

**Conversions vs. App State Defense**

| 3rd & ...     | Goal       | Short (1-4)  | Long (9+)   | Total        |
|---------------|------------|--------------|-------------|--------------|
| ETSU          | 0-1        | 2-5          | 1-4         | 3-13         |
| Clemson       | 1-1        | 1-3          | 1-2         | 6-12         |
| ECU           | 0-0        | 5-8          | 0-3         | 5-13         |
| So. Alabama   | 1-1        | 4-6          | 2-4         | 6-10         |
| Marshall      | 0-0        | 3-3          | 1-1         | 5-8          |
| Louisiana     | 1-1        | 3-7          | 0-2         | 6-13         |
| Ga. State     | 0-0        | 1-2          | 0-3         | 1-8          |
| ODU           | 0-1        | 3-4          | 1-4         | 7-13         |
| Coastal       |            |              |             |              |
| JMU           |            |              |             |              |
| Ga. Southern  |            |              |             |              |
| <b>Totals</b> | <b>3-5</b> | <b>22-38</b> | <b>6-23</b> | <b>39-90</b> |

**THREE AND OUTS**

|                     | App State 'D' | App State 'O' |
|---------------------|---------------|---------------|
| ETSU                | 3-10          | 2-10          |
| Clemson             | 2-14          | 5-14          |
| ECU                 | 4-11          | 1-13          |
| South Alabama       | 2-11          | 4-12          |
| Marshall            | 2-9           | 4-11          |
| Louisiana           | 3-12          | 3-12          |
| Georgia State       | 2-9           | 1-9           |
| Old Dominion        | 1-10          | 2-9           |
| Coastal Carolina    |               |               |
| James Madison       |               |               |
| Georgia Southern    |               |               |
| <b>Season Total</b> | <b>19-86</b>  | <b>22-90</b>  |

## 2024 SCORING DRIVES

(MIDDLE-EIGHT POINTS IN BOLD/ITALIC)

## MAR STATE SCORING

| Opp.       | Qtr        | Time         | Scoring Play   | Plays        | Time        |
|------------|------------|--------------|--|--------------|-------------|
| ETSU       | 1st        | 12:18        | Horn 83 yd pass from Aguilar (Hughes kick)           | 2-85         | 0:44        |
| ETSU       | 1st        | 4:03         | Hughes 32 yd field goal                              | 11-42        | 4:24        |
| ETSU       | 2nd        | 7:38         | Aguilar 1 yd run (Hughes kick)                       | 13-80        | 7:13        |
| ETSU       | 3rd        | 3:14         | Wilson 34 yd pass from Aguilar (Hughes kick)         | 9-75         | 2:35        |
| ETSU       | 4th        | 14:48        | Jackson 47 yd run (Hughes kick)                      | 2-54         | 0:52        |
| ETSU       | 4th        | 8:39         | Aguilar 1 yd run (Hughes kick)                       | 7-68         | 3:14        |
| CU         | 2nd        | 10:39        | Castle 4 yd run (Hughes kick)                        | 7-63         | 2:14        |
| <b>CU</b>  | <b>2nd</b> | <b>3:28</b>  | <b>Hughes 36 yd field goal</b>                       | <b>6-12</b>  | <b>1:49</b> |
| <b>CU</b>  | <b>2nd</b> | <b>0:00</b>  | <b>Hughes 35 yd field goal</b>                       | <b>7-58</b>  | <b>0:54</b> |
| <b>CU</b>  | <b>3rd</b> | <b>12:31</b> | <b>Jackson 17 yd pass from Aguilar (Hughes kick)</b> | <b>6-75</b>  | <b>2:29</b> |
| ECU        | 2nd        | 14:17        | Wilson 6 yd pass from Aguilar (Wilson catch)         | 13-75        | 5:38        |
| ECU        | 2nd        | 7:00         | Hughes 28 yd field goal                              | 10-71        | 5:52        |
| <b>ECU</b> | <b>2nd</b> | <b>0:09</b>  | <b>Hughes 35 yd field goal</b>                       | <b>7-55</b>  | <b>0:55</b> |
| ECU        | 3rd        | 0:41         | Jackson 36 yd pass from Aguilar (Hughes kick)        | 4-56         | 1:24        |
| <b>USA</b> | <b>2nd</b> | <b>0:00</b>  | <b>Stroman 47 yd pass from Aguilar (Hughes kick)</b> | <b>6-75</b>  | <b>0:53</b> |
| USA        | 4th        | 0:52         | Haywood 2 yd run (Hughes kick)                       | 12-75        | 3:16        |
| MAR        | 1st        | 7:51         | Moore 42 yd field goal                               | 10-51        | 4:05        |
| MAR        | 2nd        | 14:55        | Roberts 10 yd run (Moore kick)                       | 19-94        | 6:26        |
| <b>MAR</b> | <b>2nd</b> | <b>0:47</b>  | <b>Stroman 21 yd pass from Aguilar (Moore kick)</b>  | <b>9-75</b>  | <b>4:11</b> |
| MAR        | 3rd        | 1:50         | Stroman 27 yd pass from Aguilar (Moore kick)         | 8-75         | 3:16        |
| MAR        | 4th        | 6:05         | Marshall 2 yd run (Moore kick)                       | 14-75        | 5:07        |
| MAR        | 4th        | 1:13         | Marshall 2 yd run (pass failed)                      | 10-75        | 3:03        |
| UL         | 2nd        | 10:29        | Larkins 1 yd pass from Aguilar (Moore kick)          | 13-77        | 6:48        |
| <b>UL</b>  | <b>2nd</b> | <b>0:27</b>  | <b>Roberts 15 yd pass from Aguilar (Moore kick)</b>  | <b>10-70</b> | <b>1:28</b> |
| UL         | 3rd        | 8:19         | Moore 44 yd field goal                               | 11-44        | 4:46        |
| UL         | 4th        | 8:06         | Wilson, Eli 26 yd pass from Aguilar (Moore kick)     | 7-67         | 2:38        |
| GSU        | 1st        | 13:27        | Safety, Marshall blocked punt out of end zone        |              |             |
| GSU        | 2nd        | 10:28        | Marshall 1 yd run (pass failed)                      | 8-75         | 4:28        |
| <b>GSU</b> | <b>2nd</b> | <b>3:57</b>  | <b>Jackson 18 yd pass from Aguilar (Moore kick)</b>  | <b>5-75</b>  | <b>2:27</b> |
| <b>GSU</b> | <b>2nd</b> | <b>0:06</b>  | <b>Moore 33 yd field goal</b>                        | <b>10-60</b> | <b>1:09</b> |
| GSU        | 3rd        | 8:12         | Stroman 23 yd pass from Aguilar (Moore kick)         | 5-60         | 2:02        |
| GSU        | 4th        | 1:51         | Hamlett 4 yd pass from Aguilar (Aguilar rush)        | 10-75        | 4:48        |
| ODU        | 1st        | 10:04        | Robinson 23 yd pass from Aguilar (Moore kick)        | 7-93         | 3:20        |
| <b>ODU</b> | <b>2nd</b> | <b>3:09</b>  | <b>Stroman 46 yd pass from Aguilar (Moore kick)</b>  | <b>3-65</b>  | <b>1:13</b> |
| ODU        | 3rd        | 8:05         | Hamlett 4 yd pass from Aguilar (Moore kick)          | 7-44         | 2:53        |
| ODU        | 4th        | 2:29         | Drag 11 yd pass from Aguilar (Moore kick)            | 10-61        | 5:06        |

## OPPONENT SCORING

| Team        | Qtr        | Time         | Scoring Play   | Plays       | Time        |
|-------------|------------|--------------|--|-------------|-------------|
| <b>ETSU</b> | <b>2nd</b> | <b>1:49</b>  | <b>Houston 80 yd run (Johnson kick)</b>                      | <b>2-85</b> | <b>0:46</b> |
| ETSU        | 3rd        | 5:49         | Johnson 25 yd field goal                                     | 9-58        | 5:05        |
| CU          | 1st        | 13:46        | Wesco Jr. 76 yd pass from Klubnik (Hauser kick)              | 3-75        | 1:14        |
| CU          | 1st        | 9:40         | Klubnik 2 yd run (Hauser kick)                               | 6-84        | 2:16        |
| CU          | 1st        | 7:08         | Mafah 83 yd run (Hauser kick)                                | 3-92        | 1:10        |
| CU          | 1st        | 2:34         | Briningstool 41 yd pass from Klubnik (Hauser kick)           | 5-69        | 1:51        |
| CU          | 1st        | 1:11         | Williams 29 yd pass from Klubnik (Hauser kick)               | 1-44        | 0:12        |
| CU          | 2nd        | 12:58        | Klubnik 3 yd run (Hauser kick)                               | 5-30        | 2:02        |
| CU          | 2nd        | 6:48         | Moore 33 yd pass from Klubnik (Hauser kick)                  | 9-71        | 3:47        |
| <b>CU</b>   | <b>2nd</b> | <b>0:54</b>  | <b>Briningstool 17 yd pass from Klubnik (Hauser kick)</b>    | <b>9-75</b> | <b>2:34</b> |
| CU          | 3rd        | 3:10         | Vizzina 5 yd run (Hauser kick)                               | 7-61        | 3:15        |
| CU          | 3rd        | 1:51         | Hauser 36 yd field goal                                      | 4-1         | 1:14        |
| ECU         | 1st        | 14:29        | Wright Jr. 65 yd pass from Garcia (Conrad kick)              | 3-75        | 0:31        |
| ECU         | 1st        | 6:33         | Conrad 48 yd field goal                                      | 12-50       | 5:15        |
| ECU         | 1st        | 4:55         | Revel Jr. 50 yd interception (kick failed)                   |             |             |
| ECU         | 4th        | 12:39        | Conrad 43 yd field goal                                      | 12-50       | 3:10        |
| USA         | 1st        | 11:59        | Thomas-Jones 10 yd pass from Lopez (Marjan kick)             | 6-75        | 3:01        |
| USA         | 1st        | 7:10         | Bothwell 22 yd run (Marjan kick)                             | 6-60        | 2:06        |
| USA         | 2nd        | 5:30         | Lopez 31 yd run (Marjan kick)                                | 13-95       | 7:49        |
| <b>USA</b>  | <b>2nd</b> | <b>2:30</b>  | <b>Bullock 2 yd run (Marjan kick)</b>                        | <b>2-2</b>  | <b>0:12</b> |
| <b>USA</b>  | <b>3rd</b> | <b>11:08</b> | <b>Pritchett 18 yd pass from Lopez (kick failed)</b>         | <b>3-47</b> | <b>1:31</b> |
| USA         | 3rd        | 5:35         | Bothwell 14 yd run (Marjan kick)                             | 6-67        | 3:04        |
| USA         | 4th        | 4:15         | Celestine 6 yd run (DiBoyan kick)                            | 9-55        | 6:00        |
| MAR         | 1st        | 11:56        | Braxton 3 yd run (Verhoff kick)                              | 4-48        | 1:45        |
| MAR         | 2nd        | 14:05        | Houston 75 yd pass from Braxton (Verhoff kick)               | 2-76        | 0:46        |
| MAR         | 2nd        | 13:53        | Anderson 13 yd interception return (Verhoff kick)            |             |             |
| MAR         | 2nd        | 4:58         | Turner 5 yd pass from Braxton (Verhoff kick)                 | 9-79        | 3:06        |
| MAR         | 3rd        | 7:01         | Turner 29 yd run (Verhoff kick)                              | 8-80        | 3:56        |
| MAR         | 3rd        | 5:06         | Verhoff 38 yd field goal                                     | 4-8         | 1:49        |
| MAR         | 4th        | 11:12        | Montgomery 26 yd pass from Braxton (Verhoff kick)            | 10-65       | 5:33        |
| MAR         | 4th        | 4:16         | Braxton 35 yd run (Verhoff kick)                             | 6-58        | 1:49        |
| UL          | 1st        | 8:03         | Almendares 32 yd field goal                                  | 12-75       | 4:56        |
| UL          | 2nd        | 10:10        | Carter 74 yd pass from Wooldridge (Almendares kick)          | 1-74        | 0:13        |
| <b>UL</b>   | <b>2nd</b> | <b>1:55</b>  | <b>Broussard 8 yd pass from Wooldridge (Almendares kick)</b> | <b>5-33</b> | <b>3:14</b> |
| UL          | 3rd        | 3:10         | Almendares 53 yd field goal                                  | 11-41       | 5:04        |
| UL          | 4th        | 13:11        | Burton 0 yd recovery (Almendares kick)                       | 1-7         | 0:08        |
| UL          | 4th        | 1:03         | Wooldridge 1 yd run (Almendares kick)                        | 7-32        | 2:44        |
| GSU         | 2nd        | 14:56        | Rickman 26 yd field goal                                     | 10-77       | 5:40        |
| GSU         | 2nd        | 6:24         | Hurst 4 yd pass from Gibson (Rickman kick)                   | 7-63        | 3:57        |
| <b>GSU</b>  | <b>2nd</b> | <b>1:15</b>  | <b>Dukes 9 yd run (pass failed)</b>                          | <b>5-68</b> | <b>2:36</b> |
| GSU         | 3rd        | 5:05         | Lowe 5 yd run (Rickman kick)                                 | 6-75        | 3:07        |
| GSU         | 4th        | 6:39         | Rickman 38 yd field goal                                     | 12-70       | 6:47        |
| ODU         | 1st        | 4:50         | Sanchez 25 yd field goal                                     | 10-67       | 5:14        |
| ODU         | 2nd        | 14:21        | Vines 14 yd pass from Joseph (Sanchez kick)                  | 7-67        | 3:14        |
| ODU         | 2nd        | 4:28         | Paige 28 yd pass from Joseph (Sanchez kick)                  | 9-90        | 5:43        |
| ODU         | 3rd        | 0:55         | Sanchez 25 yd field goal                                     | 14-67       | 7:10        |

# SINGLE-GAME HIGHS

## RUSHING YARDS

|     |                 |                  |      |
|-----|-----------------|------------------|------|
| 317 | Cameron Peoples | N. Texas (bowl)  | 2020 |
| 313 | Armanti Edwards | Richmond         | 2007 |
| 291 | Armanti Edwards | The Citadel      | 2007 |
| 267 | Ritchie Melchor | Chattanooga      | 1989 |
| 264 | DeAndre Presley | Western Illinois | 2010 |
| 259 | Jack Groce      | Newberry         | 1951 |
| 257 | Jalin Moore     | Akron            | 2016 |
| 250 | Marcus Cox      | Georgia State    | 2014 |
| 245 | Steven Miller   | Western Carolina | 2012 |
| 245 | John Settle     | Furman           | 1986 |
| 244 | Jalin Moore     | Idaho            | 2015 |
| 244 | Shirley Gabriel | Emory & Henry    | 1953 |
| 242 | David Neeld     | Carson-Newman    | 1970 |
| 241 | Jalin Moore     | New Mexico State | 2017 |
| 239 | Jalin Moore     | Georgia State    | 2017 |
| 239 | John Settle     | Western Carolina | 1985 |

## RUSHING TOUCHDOWNS

|   |                 |                 |      |
|---|-----------------|-----------------|------|
| 5 | Cameron Peoples | N. Texas (bowl) | 2020 |
| 5 | John Settle     | Davidson        | 1986 |

## LONGEST RUSHES

|    |                 |                  |      |
|----|-----------------|------------------|------|
| 98 | Clayton Deskins | Bluefield State  | 1971 |
| 90 | Emmitt Hamilton | Marshall         | 1977 |
| 89 | DeAndre Presley | Western Illinois | 2010 |
| 88 | John Settle     | Furman           | 1986 |
| 87 | Darrynton Evans | Charlotte        | 2019 |
| 86 | John Settle     | The Citadel      | 1985 |
| 86 | Hal Queen       | Catawba          | 1969 |
| 85 | Emmitt Hamilton | South Carolina   | 1977 |
| 84 | Ricky Ferguson  | Georgia State    | 2014 |
| 84 | Devin Radford   | Furman           | 2008 |
| 81 | Jalin Moore     | Gardner-Webb     | 2018 |
| 81 | Karim Razzak    | Western Carolina | 1999 |

## TOUCHDOWN PASSES

|   |                      |                |      |
|---|----------------------|----------------|------|
| 6 | Chase Brice          | North Carolina | 2022 |
| 5 | Taylor Lamb          | Savannah State | 2017 |
| 5 | DeAndre Presley      | The Citadel    | 2010 |
| 5 | Armanti Edwards      | Wofford        | 2008 |
| 5 | Richie Williams      | N'Western St.  | 2004 |
| 5 | Pat Murphy           | Wofford        | 1968 |
| 5 | Pat Murphy           | Presbyterian   | 1967 |
| 4 | Joey Aguilar         | ODU            | 2024 |
| 4 | Joey Aguilar         | Ga. Southern   | 2023 |
| 4 | Joey Aguilar         | Southern Miss  | 2023 |
| 4 | Joey Aguilar         | Gardner-Webb   | 2023 |
| 4 | Chase Brice          | Robert Morris  | 2022 |
| 4 | Chase Brice          | The Citadel    | 2022 |
| 4 | Chase Brice          | WKU (bowl)     | 2021 |
| 4 | Chase Brice          | ULM            | 2021 |
| 4 | Zac Thomas           | Troy           | 2020 |
| 4 | Zac Thomas           | Arkansas State | 2020 |
| 4 | Zac Thomas           | Troy           | 2019 |
| 4 | Zac Thomas           | Georgia State  | 2019 |
| 4 | Taylor Lamb          | ULM            | 2017 |
| 4 | Taylor Lamb          | Louisiana      | 2017 |
| 4 | Taylor Lamb          | Texas State    | 2016 |
| 4 | Taylor Lamb          | Old Dominion   | 2015 |
| 4 | Taylor Lamb          | Arkansas State | 2015 |
| 4 | Jamal Londry-Jackson | Elon           | 2012 |
| 4 | Jamal Londry-Jackson | Elon           | 2011 |
| 4 | DeAndre Presley      | Jacksonville   | 2010 |
| 4 | Armanti Edwards      | S.C. State     | 2008 |
| 4 | Armanti Edwards      | The Citadel    | 2008 |
| 4 | Richie Williams      | Chattanooga    | 2004 |
| 4 | Richie Williams      | E. Kentucky    | 2004 |
| 4 | Richie Williams      | Elon           | 2003 |
| 4 | Joe Burchette        | VMI            | 2002 |
| 4 | Joe Burchette        | W. Carolina    | 2000 |

## PASSING YARDS (QB, Completions-Attempts)

|     |                         |                |      |
|-----|-------------------------|----------------|------|
| 433 | Armanti Edwards (29-41) | S.C. State     | 2008 |
| 427 | Taylor Lamb (23-39)     | C. Carolina    | 2017 |
| 424 | Joey Aguilar (32-47)    | ECU            | 2024 |
| 415 | Armanti Edwards (27-34) | Wofford        | 2009 |
| 413 | Richie Williams (40-45) | Furman         | 2004 |
| 410 | Richie Williams (21-37) | Chattanooga    | 2004 |
| 408 | Richie Williams (29-43) | Elon           | 2004 |
| 408 | Steve Brown (26-38)     | E. Tenn. State | 1980 |
| 405 | Richie Williams (31-40) | Wofford        | 2004 |
| 397 | Taylor Lamb (20-31)     | Liberty        | 2014 |

## PASS COMPLETIONS (QB, Attempts)

|    |                             |                |      |
|----|-----------------------------|----------------|------|
| 40 | Chase Brice (53 att.)       | Texas State    | 2022 |
| 40 | Richie Williams (45 att.)   | Furman         | 2004 |
| 37 | Bake Baker (57 att.)        | Liberty        | 1997 |
| 33 | Kameron Bryant (43 att.)    | Wofford        | 2013 |
| 33 | J. Londry-Jackson (45 att.) | Illinois State | 2012 |
| 32 | Joey Aguilar (47 att.)      | ECU            | 2024 |
| 32 | J. Londry-Jackson (46 att.) | Furman         | 2012 |
| 31 | DeAndre Presley (56 att.)   | Villanova      | 2010 |
| 31 | Richie Williams (40 att.)   | Wofford        | 2004 |
| 29 | J. Londry-Jackson (46 att.) | Wofford        | 2012 |
| 29 | J. Londry-Jackson (44 att.) | Furman         | 2011 |
| 29 | Armanti Edwards (41 att.)   | S.C. State     | 2008 |
| 29 | Richie Williams (43 att.)   | Elon           | 2004 |
| 29 | Joe Burchette (45 att.)     | The Citadel    | 2002 |
| 29 | Bake Baker (50 att.)        | Clemson        | 1997 |

## LONGEST RECEPTIONS (Receiver-Passer)

|     |                   |               |      |
|-----|-------------------|---------------|------|
| 95* | Smith-Satterfield | W. Carolina   | 1994 |
| 90  | Sutton-Thomas     | Charlotte     | 2018 |
| 89  | Fowlkes-Williams  | N'Western St. | 2004 |
| 89  | Fowlkes-Williams  | Chattanooga   | 2004 |
| 88  | Fowlkes-Williams  | Wofford       | 2003 |
| 85  | Upshur-Joyce      | James Madison | 1983 |
| 84  | Watkins-Lamb      | Wake Forest   | 2017 |
| 83  | Horn-Aguilar      | ETSU          | 2024 |
| 83  | Virgil-Lamb       | C. Carolina   | 2017 |
| 83  | Layton-Burchette  | Chattanooga   | 2001 |
| 83  | Reaves-Freeman    | Gardner-Webb  | 1989 |
| 82  | Ford-Price        | East Carolina | 1975 |
| 82  | Camelo-Brown      | Chattanooga   | 1979 |
| 80  | Wells-Horn        | The Citadel   | 2022 |
| 80  | Wells-Brice       | Georgia State | 2021 |
| 80  | Ray-Brown         | VMI           | 1979 |
| 80  | Jenkins-Joyce     | The Citadel   | 1981 |
| 80  | Albea-Jeremiah    | W. Carolina   | 1999 |

\*non-scoring

## RECEPTIONS (Name, Yards)

|    |                |     |                |      |
|----|----------------|-----|----------------|------|
| 17 | DaVon Fowlkes  | 280 | Elon           | 2004 |
| 15 | DaVon Fowlkes  | 202 | Wofford        | 2004 |
| 14 | DaVon Fowlkes  | 148 | Furman         | 2004 |
| 14 | Rick Beasley   | 136 | Marshall       | 1979 |
| 13 | Sean Price     | 167 | Illinois State | 2012 |
| 13 | Bob Agle       | 180 | E. & Henry     | 1968 |
| 12 | Andrew Peacock | 90  | Georgia        | 2013 |
| 12 | DaVon Fowlkes  | 236 | Chattanooga    | 2004 |
| 12 | Gerard Hardy   | 123 | Liberty        | 1997 |

## TOUCHDOWN RECEPTIONS

|   |                 |               |      |
|---|-----------------|---------------|------|
| 4 | Thomas Hennigan | Louisiana     | 2017 |
| 4 | DaVon Fowlkes   | N'Western St. | 2004 |
| 4 | Bob Agle        | Wofford       | 1968 |

## RECEIVING YARDS (Name, Catches)

|     |                  |    |                  |      |
|-----|------------------|----|------------------|------|
| 280 | DaVon Fowlkes    | 17 | Elon             | 2004 |
| 261 | Bob Agle         | 10 | Wofford          | 1968 |
| 236 | DaVon Fowlkes    | 12 | Chattanooga      | 2004 |
| 231 | Sean Price       | 7  | Ga. Southern     | 2012 |
| 231 | Rick Beasley     | 9  | James Madison    | 1980 |
| 220 | Rick Beasley     | 9  | E. Tenn. State   | 1980 |
| 206 | Malik Williams   | 10 | Coastal Carolina | 2021 |
| 202 | DaVon Fowlkes    | 15 | Wofford          | 2004 |
| 195 | William Mayfield | 7  | Chattanooga      | 2006 |
| 191 | DaVon Fowlkes    | 8  | N'Western St.    | 2004 |

## INTERCEPTIONS

|   |                  |                |      |
|---|------------------|----------------|------|
| 3 | Steven Jones Jr. | Arkansas State | 2021 |
| 3 | Clifton Duck     | NMSU           | 2017 |
| 3 | Tae Hayes        | NMSU           | 2017 |
| 3 | Mark LeGree      | Wofford        | 2008 |
| 3 | Larry McKenzie   | Davidson       | 1973 |

## LONGEST INTERCEPTION RETURN

|     |                  |               |      |
|-----|------------------|---------------|------|
| 100 | Trey Cobb        | South Alabama | 2021 |
| 100 | Rico Mack        | James Madison | 1990 |
| 100 | John Hollar      | W. Carolina   | 1947 |
| 100 | John Hollar      | Elon          | 1946 |
| 97  | Doug Middleton   | N.C. A&T      | 2011 |
| 91  | Latrell Gibbs    | Wyoming       | 2015 |
| 90  | T.D. Roof        | Elon          | 2021 |
| 82  | Wes Hunter       | Chattanooga   | 1999 |
| 78  | Justin Wozeah    | S. Illinois   | 2005 |
| 77  | Quinton McKinney | Furman        | 1974 |
| 75  | Jon Duncan       | Edinboro      | 1995 |
| 71  | A.J. Howard      | Troy          | 2016 |
| 70  | Brandon Grier    | Chattanooga   | 2012 |
| 70  | Titus Howard     | Elon          | 2005 |
| 70  | Larry McKenzie   | Davidson      | 1973 |

## LONGEST KICKOFF RETURN

|     |                 |                  |      |
|-----|-----------------|------------------|------|
| 100 | Jalen Virgil    | Miami            | 2021 |
| 100 | Jalen Virgil    | Ga. Southern     | 2020 |
| 100 | Darrynton Evans | Penn State       | 2018 |
| 100 | Keith Nash      | Lenoir-Rhyne     | 1968 |
| 99  | Tony Washington | Wofford          | 2012 |
| 97  | Jalen Virgil    | Ga. Southern     | 2021 |
| 97* | Darrynton Evans | Louisiana (SBCH) | 2018 |
| 96  | Milan Tucker    | Marshall         | 2022 |
| 96* | Don Blue        | Liberty          | 1994 |
| 95  | CoCo Hillary    | Wofford          | 2007 |
| 95  | Jimmy Watkins   | Wofford          | 2000 |
| 94  | Darrynton Evans | Toledo           | 2016 |
| 92  | Derek Jenkins   | Furman           | 1981 |
| 91  | Jimmy Watkins   | The Citadel      | 2000 |
| 90  | Clayton Deskins | Guilford         | 1968 |

\*non-scoring

## LONGEST PUNT RETURN

|     |                |                |      |
|-----|----------------|----------------|------|
| 100 | Aubrey Elam    | Lenoir-Rhyne   | 1955 |
| 87  | DaVon Fowlkes  | Marshall       | 2002 |
| 86  | Dexter Jackson | Gardner-Webb   | 2006 |
| 82  | Anthony Smith  | E. Tenn. State | 1989 |
| 81  | Jack Fine      | Carson-Newman  | 1965 |
| 81  | Anthony Smith  | Wake Forest    | 1992 |

## CAREER HIGHS

### KEVIN ABRAMS-VERWAYNE

Tackles.....5 (ETSU - 24)  
 Forced fumbles....1 (at JMU - 23, Gardner-Webb - 23)  
 Sacks.....1.0 (at JMU - 23)  
 Tackles for loss.....1.0 (Multiple times)

### JOEY AGUILAR

Passing Yards.....424 (at ECU - 24)  
 Passing TDs.....4 (Four times)  
 Completions.....32 (at ECU - 24)  
 Pass attempts.....47 (at ECU - 24)  
 Long completion.....83 (ETSU - 24)

### KYLE ARNHOLT

Tackles.....10 (ETSU - 24)  
 Sacks.....1.0 (Georgia State - 22)  
 Forced fumbles.....2 (Georgia State - 22)  
 Fumble recoveries.....1 (Georgia State - 22)

### DJ BURKS

Tackles.....14 (South Alabama - 24)  
 Tackles for loss.....1.0 (Clemson - 24, So. Alabama - 24)

### ANDERSON CASTLE

Rushes.....20 (Miami U. - 23)  
 Rushing yards.....119 (Miami U. - 23)  
 Rushing TDs.....1 (Multiple times)  
 Long rush.....49 (Troy - 20)  
 Receptions.....5 (at ECU - 24)  
 Receiving TDs.....1 (Troy - 22)

### MARKUS CLARK

Tackles.....4 (ECU - 23)  
 Sacks.....1.0 (ECU - 23)

### RONALD CLARKE

Tackles.....8 (at Clemson - 24)  
 Fumble recoveries.....1 (Miami U. - 23, Elon - 21)  
 Sacks.....1.0 (South Alabama - 21)

### AVARION COLE

Tackles.....8 (So. Alabama - 24)  
 Tackles for loss.....1.0 (ETSU - 24)

### SHAWN COLLINS

Tackles.....5 (Coastal - 23)  
 Sacks.....1.0 (Three times)  
 Fumble recoveries.....1 (South Alabama - 24)

### THOMAS DAVIS

Tackles.....5 (at Marshall - 24)  
 Sacks.....1.5 (ETSU - 24)  
 Tackles for loss.....2.0 (ETSU - 24)  
 Forced fumbles.....1 (at JMU - 23)

### JOSHUA DONALD

Tackles.....5 (at ECU - 24)  
 Sacks.....2.0 (ODU - 24)  
 Tackles for loss.....3.0 (ODU - 24)

### DERRELL FARRAR

Tackles.....9 (at Clemson - 24)  
 Tackles for loss.....1.0 (Multiple times)  
 Sacks.....1.0 (ETSU - 24)

### JORDAN FAVORS

Tackles.....10 (Georgia State - 24)  
 Interceptions.....2 (Marshall - 23)  
 Forced fumbles.....1 (at ULM - 23)  
 Fumble recoveries.....1 (at ECU - 24)  
 Tackles for loss.....1.0 (Multiple times)

### MICHAEL FLETCHER

Tackles.....4 (ODU - 24)  
 Sacks.....2.0 (at JMU - 23)  
 Fumble recoveries.....1 (Southern Miss - 23)

### ZYEIR GAMBLE

Interceptions.....1 (ODU - 24)

### BRODRICK GOOCH

Tackles.....4 (Ga. Southern - 23, at Georgia State - 23)  
 Sacks.....1.0 (ECU - 23)

### ANDRE HAMILTON

Tackles.....5 (at Clemson - 24)  
 Forced fumbles.....1 (Ga. So. - 23; at Clemson - 24)  
 Fumble recoveries.....1 (at Clemson - 24)

### BRENDAN HARRINGTON

Tackles.....11 (North Texas - 20)  
 Sacks.....2.0 (ECU - 21)  
 Tackles for loss.....2.0 (ECU - 21)  
 Interceptions.....1 (Four times in 2020)  
 INT return for TD.....1 (at Texas State - 20)  
 Pass breakups.....2 (Arkansas State - 20)

### MAQUEL HAYWOOD

Rushes.....11 (Gardner-Webb - 23)  
 Rushing yards.....61 (Ga. Southern - 23)  
 Long rush.....31 (at Georgia State - 23)  
 Rushing TDs.....1 (Multiple times)

### MICHAEL HETZEL

Receptions.....4 (Marshall - 23)  
 Receiving yards.....46 (Marshall - 23)  
 Touchdowns.....1 (Marshall - 23)  
 Long reception.....22 (GW - 23, The Citadel - 22)

### SANTANA HOPPER

Tackles.....5 (Georgia State - 24, Southern Miss - 23)  
 Sacks.....2.0 (Georgia State - 24)  
 Tackles for loss.....2.0 (Ga. State - 24, Marshall - 23)  
 Fumble recoveries.....1 (Miami U. - 23)  
 Forced fumbles.....(So. Alabama - 24, ECU - 24)

### CHRISTAN HORN

Receptions.....8 (Southern Miss - 23)  
 Receiving yards.....165 (Southern Miss - 23)  
 Long reception.....83 (ETSU - 24)  
 Touchdowns.....2 (Three times)

### MICHAEL HUGHES

Points.....16 (at Ga. So. - 22)  
 Field goals.....4 (at Ga. So. - 22, at Wyoming - 23)  
 Long field goal.....54 (at ULM - 23)  
 Extra points.....7 (Multiple times)

### ETHAN JOHNSON

Tackles.....9 (Coastal - 23)  
 Interceptions.....1 (at JMU - 23)  
 Forced fumbles.....1 (at ECU - 24)

### MAKAI JACKSON

Receptions.....6 (at ECU - 24, at Clemson - 24)  
 Receiving yards.....98 (at Georgia State - 23)  
 TD receptions.....1 (Multiple times)  
 Long reception.....67 (Coastal - 23)

### NATE JOHNSON

Tackles.....7 (Coastal - 23)  
 Sacks.....2.0 (at JMU - 23, at ODU - 23)  
 Tackles for loss.....2.0 (at JMU - 23)

### MONTEZ KELLEY

Tackles.....3 (Multiple times)  
 Sacks.....1.0 (at ECU - 24, Miami U. - 23)  
 Tackles for loss.....1.0 (Multiple times)  
 Fumble recoveries.....1 (Gardner-Webb - 23)

### MITCHELL LAKE

Long punt.....61 (at Clemson - 24)

### DAVID LARKINS

Receptions.....3 (ECU - 23)  
 Receiving yards.....31 (ECU - 23)  
 TD receptions.....1 (Multiple times)  
 Long reception.....23 (at Georgia State - 23)

### AHMANI MARSHALL

Rushes.....23 (ODU - 24)  
 Rushing yards.....137 (ODU - 22)  
 Rushing TDs.....2 (at Marshall - 24)  
 Long rush.....37 (Georgia State - 22)

### CONNER MAYNARD

Long punt.....50 (at ECU - 24)  
 Inside 20.....3 (at Louisiana - 24)  
 Inside 10.....2 (So. Alabama - 24)

### KANYE ROBERTS

Rushes.....26 (at Louisiana - 24, at ODU - 23)  
 Rushing yards.....148 (at Louisiana - 24)  
 Rushing TDs.....2 (at Troy, SBC - 23)  
 Long rush.....61 (Southern Miss - 23)  
 Receiving TDs.....1 (at Louisiana - 24)

### SETH ROBERTSON

Tackles.....2 (So. Alabama - 24, ETSU - 24)  
 Interceptions.....1 (at ECU - 24)

### KAEDIN ROBINSON

Receptions.....10 (at ULM - 23)  
 Receiving yards.....129 (at ECU - 24)  
 Long reception.....57 (ODU - 22)  
 Touchdowns.....2 (Ga. Southern - 23, at JMU - 23)

### JACK SCROGGS

Tackles.....4 (Gardner-Webb - 23)  
 Interceptions.....1 (Gardner-Webb - 23)

### DALTON STROMAN

Receptions.....5 (at TXST - 22)  
 Receiving yards.....104 (at TXST - 22)  
 Long reception.....77 (at Georgia State - 23)  
 Touchdowns.....2 (at Marshall - 24)

### CADEN SULLIVAN

Tackles.....10 (Miami U. - 23)  
 Sacks.....1.0 (Multiple times)  
 Tackles for loss.....1.5 (Coastal - 23)  
 Forced fumbles.....1 (Southern Miss - 23, ODU - 22)

### ELI WILSON

Receptions.....4 (Multiple times)  
 Receiving yards.....61 (at JMU - 23)  
 TD receptions.....1 (Multiple times)  
 Long reception.....34 (ETSU - 24)

### TRENTON ALAN YOWE

Tackles.....5 (at Georgia State - 23)  
 Sacks.....1.0 (Marshall - 23)  
 Interceptions.....1.0 (at Georgia State - 23)

# GAME LOGS QUARTERBACKS/RUNNING BACKS

## JOEY AGUILAR'S CAREER STATISTICS

| Year          | GP/GS        | Cmp        | Att        | INT       | YDS          | TD        | YPG          |
|---------------|--------------|------------|------------|-----------|--------------|-----------|--------------|
| 2023          | 14/13        | 293        | 460        | 10        | 3,757        | 33        | 268.4        |
| 2024          | 8/8          | 170        | 301        | 10        | 2,270        | 18        | 283.8        |
| <b>Totals</b> | <b>22/21</b> | <b>463</b> | <b>761</b> | <b>20</b> | <b>6,027</b> | <b>51</b> | <b>274.0</b> |

## AGUILAR GAME-BY-GAME

| 2023              | Cmp | Att | INT | Yards | TD | Long |
|-------------------|-----|-----|-----|-------|----|------|
| Gardner-Webb      | 11  | 13  | 0   | 174   | 4  | 43   |
| at North Carolina | 22  | 43  | 1   | 275   | 2  | 34   |
| East Carolina     | 17  | 29  | 1   | 241   | 3  | 35   |
| at Wyoming        | 22  | 40  | 1   | 200   | 0  | 23   |
| at ULM            | 27  | 39  | 2   | 335   | 3  | 52   |
| Coastal Carolina  | 18  | 31  | 0   | 305   | 2  | 69   |
| at ODU            | 22  | 31  | 0   | 252   | 2  | 28   |
| Southern Miss     | 23  | 33  | 1   | 391   | 4  | 57   |
| Marshall          | 20  | 27  | 0   | 229   | 3  | 29   |
| at Georgia State  | 14  | 21  | 1   | 255   | 3  | 77   |
| at JMU            | 28  | 46  | 1   | 318   | 3  | 39   |
| Ga. Southern      | 23  | 36  | 1   | 296   | 4  | 41   |
| Troy              | 28  | 39  | 0   | 275   | 0  | 40   |
| Miami (Ohio)      | 18  | 32  | 1   | 211   | 0  | 52   |

| 2024          | Cmp | Att | INT | Yards | TD | Long |
|---------------|-----|-----|-----|-------|----|------|
| ETSU          | 22  | 36  | 0   | 326   | 2  | 83   |
| at Clemson    | 18  | 41  | 0   | 214   | 1  | 29   |
| at ECU        | 32  | 47  | 2   | 424   | 2  | 49   |
| South Alabama | 21  | 40  | 1   | 266   | 1  | 49   |
| at Marshall   | 26  | 44  | 2   | 293   | 2  | 27   |
| at Louisiana  | 20  | 42  | 4   | 236   | 3  | 26   |
| Georgia State | 18  | 27  | 0   | 299   | 3  | 50   |
| ODU           | 13  | 24  | 1   | 212   | 4  | 46   |

## KANYE ROBERTS' CAREER STATISTICS

| Year          | GP/GS       | Rush       | Yards        | TD        | Lg        | Avg        |
|---------------|-------------|------------|--------------|-----------|-----------|------------|
| 2022          | 3/0         | 19         | 127          | 2         | 29        | 6.7        |
| 2023          | 14/4        | 123        | 696          | 7         | 61        | 5.7        |
| 2024          | 8/5         | 82         | 332          | 1         | 18        | 4.0        |
| <b>Totals</b> | <b>25/9</b> | <b>224</b> | <b>1,155</b> | <b>10</b> | <b>61</b> | <b>5.2</b> |

## ROBERTS GAME-BY-GAME

| 2022          | Rush | Yards | TD | Long |
|---------------|------|-------|----|------|
| The Citadel   | 7    | 70    | 1  | 29   |
| Robert Morris | 11   | 57    | 1  | 23   |
| Old Dominion  | 1    | 0     | 0  | 0    |

| 2023             | Rush | Yards | TD | Long |
|------------------|------|-------|----|------|
| East Carolina    | 6    | 42    | 1  | 18   |
| at Wyoming       | 6    | 59    | 0  | 35   |
| at ULM           | 7    | 17    | 1  | 10   |
| Coastal Carolina | 11   | 48    | 0  | 12   |
| at ODU           | 26   | 109   | 0  | 24   |
| Southern Miss    | 13   | 109   | 1  | 61   |
| Marshall         | 6    | 23    | 0  | 13   |
| at Georgia State | 9    | 77    | 1  | 26   |
| at JMU           | 2    | 2     | 0  | 2    |
| Ga. Southern     | 14   | 109   | 1  | 37   |
| Troy             | 13   | 53    | 2  | 19   |
| Miami (Ohio)     | 10   | 48    | 0  | 14   |

| 2024          | Rush | Yards | TD | Long |
|---------------|------|-------|----|------|
| ETSU          | 9    | 35    | 0  | 10   |
| at Clemson    | 5    | 13    | 0  | 18   |
| at ECU        | 5    | 15    | 0  | 9    |
| South Alabama | 8    | 38    | 0  | 13   |
| at Marshall   | 13   | 36    | 1  | 10   |
| at Louisiana  | 26   | 148   | 0  | 18   |
| Georgia State | 13   | 38    | 0  | 13   |
| ODU           | 3    | 9     | 0  | 4    |

## ANDERSON CASTLE'S CAREER STATISTICS

| Year          | GP/GS       | Rush       | Yards      | TD       | Long      | Avg.       |
|---------------|-------------|------------|------------|----------|-----------|------------|
| 2020          | 12/0        | 17         | 104        | 0        | 49        | 6.1        |
| 2021          | 14/0        | 47         | 236        | 3        | 22        | 5.0        |
| 2022          | 12/1        | 26         | 167        | 2        | 21        | 6.4        |
| 2023          | 6/0         | 53         | 283        | 2        | 29        | 5.3        |
| 2024          | 7/2         | 41         | 204        | 1        | 21        | 5.0        |
| <b>Totals</b> | <b>51/3</b> | <b>184</b> | <b>994</b> | <b>8</b> | <b>49</b> | <b>5.4</b> |

## CASTLE GAME-BY-GAME

| 2020           | Rush | Yards | TD | Long |
|----------------|------|-------|----|------|
| Campbell       | 8    | 42    | 0  | 8    |
| Arkansas State | 2    | 6     | 0  | 3    |
| at ULM         | 2    | -2    | 0  | 1    |
| Troy           | 5    | 58    | 0  | 49   |

| 2021              | Rush | Yards | TD | Long |
|-------------------|------|-------|----|------|
| East Carolina     | 2    | -1    | 0  | 1    |
| Elon              | 4    | 30    | 1  | 10   |
| at Georgia St.    | 12   | 56    | 1  | 22   |
| ULM               | 3    | 22    | 0  | 10   |
| at Arkansas State | 3    | 13    | 0  | 6    |
| South Alabama     | 3    | 6     | 0  | 3    |
| at Troy           | 8    | 25    | 0  | 9    |
| Ga. Southern      | 6    | 31    | 0  | 10   |
| WKU               | 6    | 54    | 1  | 14   |

| 2022           | Rush | Yards | TD | Long |
|----------------|------|-------|----|------|
| North Carolina | 1    | 2     | 0  | 2    |
| James Madison  | 3    | 5     | 0  | 6    |
| The Citadel    | 4    | 28    | 0  | 15   |
| Georgia St.    | 7    | 50    | 1  | 21   |
| Robert Morris  | 9    | 67    | 1  | 17   |
| Old Dominion   | 2    | 15    | 0  | 11   |

| 2023             | Rush | Yards | TD | Long |
|------------------|------|-------|----|------|
| Marshall         | 3    | 7     | 0  | 4    |
| at Georgia State | 6    | 26    | 1  | 9    |
| at JMU           | 10   | 21    | 0  | 6    |
| Ga. Southern     | 6    | 63    | 1  | 29   |
| Troy             | 8    | 47    | 0  | 23   |
| Miami (Ohio)     | 20   | 119   | 0  | 26   |

| 2024          | Rush | Yards | TD | Long |
|---------------|------|-------|----|------|
| ETSU          | 9    | 28    | 0  | 7    |
| at Clemson    | 7    | 80    | 1  | 21   |
| at ECU        | 17   | 40    | 0  | 10   |
| South Alabama | 6    | 36    | 0  | 15   |
| at Marshall   | 0    | 0     | 0  | 0    |
| at Louisiana  | 0    | 0     | 0  | 0    |
| Georgia State | 2    | 20    | 0  | 17   |

## AHMANI MARSHALL'S CAREER STATISTICS

| Year          | GP/GS       | Rush       | Yards      | TD       | Long      | Avg.       |
|---------------|-------------|------------|------------|----------|-----------|------------|
| 2020 (WF)     | 2/0         | 6          | 18         | 0        | 8         | 3.0        |
| 2021 (WF)     | 10/0        | 23         | 103        | 0        | 16        | 4.5        |
| 2022          | 11/0        | 76         | 389        | 4        | 37        | 5.1        |
| 2023          | 14/0        | 20         | 65         | 2        | 11        | 3.3        |
| 2024          | 8/1         | 73         | 354        | 3        | 29        | 4.8        |
| <b>Totals</b> | <b>45/1</b> | <b>198</b> | <b>929</b> | <b>9</b> | <b>37</b> | <b>4.7</b> |

## MARSHALL GAME-BY-GAME

| 2020 (Wake Forest) | Rush | Yards | TD | Long |
|--------------------|------|-------|----|------|
| Campbell           | 2    | 10    | 0  | 6    |
| at Louisville      | 4    | 8     | 0  | 8    |

| 2021 (Wake Forest) | Rush | Yards | TD | Long |
|--------------------|------|-------|----|------|
| Old Dominion       | 4    | 5     | 0  | 4    |
| Norfolk State      | 4    | 29    | 0  | 16   |
| Duke               | 6    | 37    | 0  | 14   |
| at Clemson         | 3    | 15    | 0  | 6    |
| at Boston College  | 3    | 10    | 0  | 7    |
| Pittsburgh         | 3    | 7     | 0  | 5    |

| 2022                | Rush | Yards | TD | Long |
|---------------------|------|-------|----|------|
| North Carolina      | 1    | 1     | 0  | 1    |
| at Texas A&M        | 11   | 35    | 1  | 8    |
| Troy                | 5    | 16    | 0  | 9    |
| James Madison       | 8    | 40    | 0  | 24   |
| The Citadel         | 3    | 12    | 0  | 8    |
| at Texas St.        | 5    | 9     | 0  | 3    |
| Georgia St.         | 4    | 48    | 1  | 37   |
| Old Dominion        | 19   | 137   | 1  | 23   |
| at Georgia Southern | 20   | 91    | 1  | 19   |

| 2023             | Rush | Yards | TD | Long |
|------------------|------|-------|----|------|
| at ULM           | 4    | 30    | 0  | 11   |
| Coastal Carolina | 5    | 15    | 1  | 8    |
| at ODU           | 1    | -2    | 0  | -2   |
| Southern Miss    | 4    | 9     | 1  | 8    |
| at Marshall      | 2    | 11    | 0  | 11   |
| at Georgia State | 4    | 2     | 0  | 7    |

| 2024          | Rush | Yards | TD | Long |
|---------------|------|-------|----|------|
| ETSU          | 3    | 13    | 0  | 8    |
| at Clemson    | 7    | 28    | 0  | 6    |
| at ECU        | 4    | 8     | 0  | 11   |
| South Alabama | 4    | 17    | 0  | 12   |
| at Marshall   | 10   | 48    | 2  | 12   |
| at Louisiana  | 4    | 5     | 0  | 3    |
| Georgia State | 18   | 115   | 1  | 14   |
| ODU           | 23   | 120   | 0  | 29   |

## MAQUEL HAYWOOD'S CAREER STATISTICS

| Year         | GP          | Rush       | Yards      | TD       | Long      | Avg.       |
|--------------|-------------|------------|------------|----------|-----------|------------|
| 2021 (Navy)  | 8/1         | 9          | 22         | 0        | 7         | 2.4        |
| 2022 (Navy)  | 12/6        | 73         | 473        | 0        | 44        | 6.5        |
| 2023         | 13/0        | 60         | 318        | 2        | 31        | 5.3        |
| 2024         | 5/0         | 20         | 95         | 1        | 18        | 4.8        |
| <b>Total</b> | <b>38/7</b> | <b>162</b> | <b>908</b> | <b>3</b> | <b>44</b> | <b>5.6</b> |

## HAYWOOD GAME-BY-GAME

| 2021 (Navy)   | Rush | Yards | TD | Long |
|---------------|------|-------|----|------|
| at Notre Dame | 1    | 3     | 0  | 3    |
| at Temple     | 4    | 10    | 0  | 7    |
| Army          | 4    | 9     | 0  | 6    |

| 2022 (Navy)        | Rush | Yards | TD | Long |
|--------------------|------|-------|----|------|
| Campbell           | 2    | 10    | 0  | 6    |
| Delaware           | 6    | 28    | 0  | 12   |
| Memphis            | 8    | 54    | 0  | 17   |
| at East Carolina   | 13   | 67    | 0  | 17   |
| at Air Force       | 8    | 32    | 0  | 12   |
| Tulsa              | 6    | 22    | 0  | 6    |
| at SMU             | 8    | 95    | 0  | 44   |
| Houston            | 5    | 51    | 0  | 23   |
| Temple             | 7    | 45    | 0  | 9    |
| at Cincinnati      | 2    | 12    | 0  | 12   |
| Notre Dame         | 3    | 9     | 0  | 7    |
| at UCF             | 3    | 36    | 0  | 18   |
| vs Army West Point | 4    | 22    | 0  | 13   |

| 2023              | Rush | Yards | TD | Long |
|-------------------|------|-------|----|------|
| Gardner-Webb      | 11   | 45    | 0  | 9    |
| at North Carolina | 10   | 42    | 0  | 10   |
| East Carolina     | 5    | 0     | 0  | 3    |
| at Wyoming        | 8    | 31    | 0  | 8    |
| Coastal Carolina  | 6    | 41    | 0  | 20   |
| at ODU            | 1    | 2     | 0  | 2    |
| Southern Miss     | 3    | 11    | 1  | 8    |
| Marshall          | 5    | 42    | 0  | 18   |
| at Georgia State  | 4    | 45    | 0  | 31   |
| at JMU            | 1    | -2    | 0  | 0    |
| Ga. Southern      | 6    | 61    | 1  | 27   |

| 2024          | Rush | Yards | TD | Long |
|---------------|------|-------|----|------|
| ETSU          | 4    | 19    | 0  | 18   |
| at Clemson    | 3    | 5     | 0  | 5    |
| at ECU        | 0    | 0     | 0  | 0    |
| South Alabama | 7    | 47    | 1  | 15   |
| at Marshall   | 6    | 24    | 0  | 6    |

# GAME LOGS WIDE RECEIVERS/TIGHT ENDS

## KAEDIN ROBINSON'S CAREER STATISTICS

| Year          | GP/GS        | Rec        | Yds          | TD        | Long      | Avg.        |
|---------------|--------------|------------|--------------|-----------|-----------|-------------|
| 2021 (UCF)    | 2/0          | 1          | 30           | 1         | 30        | 30.0        |
| 2022          | 11/5         | 27         | 419          | 2         | 57        | 15.5        |
| 2023          | 14/14        | 67         | 905          | 10        | 52        | 13.5        |
| 2024          | 8/8          | 48         | 764          | 1         | 50        | 15.9        |
| <b>Totals</b> | <b>35/27</b> | <b>143</b> | <b>2,118</b> | <b>14</b> | <b>57</b> | <b>14.8</b> |

## ROBINSON GAME-BY-GAME

| 2021 (UCF)      | Rec. | Yards | TD | Long |
|-----------------|------|-------|----|------|
| Bethune-Cookman | 1    | 30    | 1  | 30   |

| 2022                | Rec. | Yards | TD | Long |
|---------------------|------|-------|----|------|
| North Carolina      | 2    | 48    | 1  | 26   |
| at Texas A&M        | 1    | 3     | 0  | 3    |
| Troy                | 4    | 68    | 0  | 42   |
| James Madison       | 5    | 57    | 0  | 19   |
| The Citadel         | 1    | 26    | 0  | 26   |
| at Texas St         | 1    | 10    | 0  | 10   |
| Robert Morris       | 1    | 0     | 0  | 0    |
| at Coastal Carolina | 3    | 56    | 0  | 46   |
| at Marshall         | 1    | 12    | 0  | 12   |
| Old Dominion        | 3    | 90    | 1  | 57   |
| at Georgia Southern | 5    | 49    | 0  | 20   |

| 2023              | Rec. | Yards | TD | Long |
|-------------------|------|-------|----|------|
| Gardner-Webb      | 4    | 64    | 1  | 32   |
| at North Carolina | 2    | 33    | 0  | 20   |
| East Carolina     | 4    | 57    | 1  | 34   |
| at Wyoming        | 3    | 51    | 0  | 23   |
| at ULM            | 10   | 112   | 1  | 19   |
| Coastal Carolina  | 2    | 10    | 0  | 10   |
| at ODU            | 7    | 103   | 1  | 20   |
| Southern Miss     | 1    | 27    | 0  | 27   |
| Marshall          | 4    | 55    | 1  | 24   |
| at Georgia State  | 4    | 29    | 1  | 11   |
| at JMU            | 4    | 68    | 2  | 39   |
| Ga. Southern      | 8    | 108   | 2  | 27   |
| Troy              | 6    | 70    | 0  | 17   |
| Miami (Ohio)      | 8    | 118   | 0  | 52   |

| 2024          | Rec. | Yards | TD | Long |
|---------------|------|-------|----|------|
| ETSU          | 8    | 103   | 0  | 47   |
| at Clemson    | 3    | 58    | 0  | 29   |
| at ECU        | 7    | 129   | 0  | 31   |
| South Alabama | 6    | 85    | 0  | 49   |
| at Marshall   | 8    | 94    | 0  | 19   |
| at Louisiana  | 7    | 96    | 0  | 22   |
| Georgia State | 5    | 121   | 0  | 50   |
| ODU           | 4    | 78    | 1  | 46   |

## CHRISTAN HORN'S CAREER STATISTICS

| Year          | GP/GS        | Rec       | Yds          | TD        | Long      | Avg.        |
|---------------|--------------|-----------|--------------|-----------|-----------|-------------|
| 2020          | 8/1          | 3         | 79           | 0         | 54        | 26.3        |
| 2021          | 14/0         | 5         | 46           | 0         | 16        | 9.2         |
| 2022          | 12/12        | 33        | 600          | 4         | 80        | 18.2        |
| 2023          | 14/13        | 36        | 566          | 6         | 52        | 15.7        |
| 2024          | 6/5          | 18        | 336          | 1         | 83        | 18.7        |
| <b>Totals</b> | <b>54/31</b> | <b>95</b> | <b>1,627</b> | <b>11</b> | <b>83</b> | <b>17.1</b> |

## HORN GAME-BY-GAME

| 2020           | Rec. | Yds | TD | Long |
|----------------|------|-----|----|------|
| Arkansas State | 2    | 25  | 0  | 19   |
| Troy           | 1    | 54  | 0  | 54   |

| 2021          | Rec. | Yds | TD | Long |
|---------------|------|-----|----|------|
| East Carolina | 2    | 7   | 0  | 10   |
| at Miami (FL) | 1    | 9   | 0  | 9    |
| at Louisiana  | 1    | 14  | 0  | 14   |
| Western Ky.   | 1    | 16  | 0  | 16   |

| 2022                | Rec. | Yds | TD | Long |
|---------------------|------|-----|----|------|
| North Carolina      | 3    | 59  | 1  | 31   |
| at Texas A&M        | 2    | 12  | 0  | 9    |
| Troy                | 5    | 98  | 1  | 53   |
| James Madison       | 1    | 23  | 0  | 23   |
| The Citadel         | 3    | 132 | 2  | 80   |
| at Texas St.        | 6    | 83  | 0  | 24   |
| Georgia St.         | 1    | 7   | 0  | 7    |
| at Coastal Carolina | 4    | 57  | 0  | 23   |
| at Marshall         | 4    | 66  | 0  | 33   |
| Old Dominion        | 2    | 8   | 0  | 5    |
| at Georgia Southern | 2    | 55  | 0  | 45   |

| 2023              | Rec. | Yds | TD | Long |
|-------------------|------|-----|----|------|
| Gardner-Webb      | 4    | 50  | 1  | 24   |
| at North Carolina | 2    | 9   | 0  | 10   |
| East Carolina     | 2    | 24  | 0  | 16   |
| at Wyoming        | 1    | 11  | 0  | 11   |
| at ULM            | 6    | 124 | 2  | 52   |
| Coastal Carolina  | 1    | 13  | 0  | 13   |
| at ODU            | 3    | 60  | 0  | 28   |
| Southern Miss     | 8    | 165 | 2  | 49   |
| Marshall          | 0    | 0   | 0  | 0    |
| at Georgia State  | 0    | 0   | 0  | 0    |
| at JMU            | 0    | 0   | 0  | 0    |
| Ga. Southern      | 2    | 46  | 1  | 41   |
| Troy              | 5    | 42  | 0  | 23   |
| Miami (Ohio)      | 2    | 22  | 0  | 13   |

| 2024          | Rec. | Yards | TD | Long |
|---------------|------|-------|----|------|
| ETSU          | 3    | 89    | 1  | 83   |
| at Clemson    | 3    | 47    | 0  | 21   |
| at ECU        | 5    | 108   | 0  | 49   |
| South Alabama | 4    | 47    | 1  | 14   |
| at Louisiana  | 1    | 8     | 0  | 8    |
| Georgia State | 2    | 37    | 0  | 22   |

## MAKAI JACKSON'S CAREER STATISTICS

| Year          | GP/GS        | Rec        | Yds          | TD        | Long      | Avg.        |
|---------------|--------------|------------|--------------|-----------|-----------|-------------|
| 2022 (SF)     | 12/9         | 85         | 991          | 8         | 45        | 11.7        |
| 2023 (App)    | 14/1         | 27         | 418          | 2         | 67        | 15.5        |
| 2024 (App)    | 8/7          | 31         | 355          | 3         | 42        | 11.5        |
| <b>Totals</b> | <b>34/17</b> | <b>143</b> | <b>1,764</b> | <b>13</b> | <b>67</b> | <b>12.3</b> |

## JACKSON GAME-BY-GAME

| 2022 (ST. FRANCIS) | Rec. | Yards | TD | Long |
|--------------------|------|-------|----|------|
| at Akron           | 7    | 81    | 0  | 30   |
| at Richmond        | 8    | 123   | 1  | 45   |
| at Wagner          | 11   | 117   | 1  | 23   |
| at Norfolk State   | 9    | 105   | 2  | 31   |
| Central Conn. St.  | 4    | 26    | 1  | 29   |
| at LIU             | 7    | 72    | 0  | 20   |
| Stonehill          | 7    | 52    | 0  | 17   |
| at Sacred Heart    | 6    | 31    | 2  | 11   |
| at Georgetown      | 9    | 116   | 0  | 38   |
| Duquesne           | 6    | 81    | 1  | 30   |
| at Merrimack       | 6    | 116   | 0  | 45   |
| at Delaware        | 5    | 71    | 1  | 45   |

| 2023              | Rec. | Yards | TD | Long |
|-------------------|------|-------|----|------|
| Gardner-Webb      | 0    | 0     | 0  | 0    |
| at North Carolina | 2    | 10    | 0  | 7    |
| East Carolina     | 2    | 43    | 0  | 28   |
| at Wyoming        | 2    | 17    | 0  | 9    |
| at ULM            | 1    | 4     | 0  | 4    |
| Coastal Carolina  | 1    | 67    | 0  | 67   |
| at Old Dominion   | 1    | 23    | 0  | 23   |
| Southern Miss.    | 2    | 25    | 0  | 13   |
| Marshall          | 1    | 29    | 1  | 29   |
| at Georgia St.    | 3    | 98    | 1  | 45   |
| at James Madison  | 5    | 49    | 0  | 16   |
| Ga. Southern      | 2    | 6     | 0  | 6    |
| at Troy           | 2    | 12    | 0  | 6    |
| Miami (Ohio)      | 3    | 35    | 0  | 16   |

| 2024          | Rec. | Yards | TD | Long |
|---------------|------|-------|----|------|
| ETSU          | 2    | 24    | 0  | 15   |
| at Clemson    | 6    | 54    | 1  | 17   |
| at ECU        | 6    | 86    | 1  | 36   |
| South Alabama | 2    | 32    | 0  | 26   |
| at Marshall   | 5    | 29    | 0  | 13   |
| at Louisiana  | 5    | 48    | 0  | 12   |
| Georgia State | 4    | 67    | 1  | 42   |
| ODU           | 1    | 15    | 0  | 15   |

## DALTON STROMAN'S CAREER STATISTICS

| Year         | GP/GS       | Rec       | Yds         | TD        | Long      | Avg.        |
|--------------|-------------|-----------|-------------|-----------|-----------|-------------|
| 2021         | 1/0         | 1         | 10          | 0         | 10        | 10.0        |
| 2022         | 12/0        | 19        | 371         | 4         | 55        | 19.5        |
| 2023         | 14/1        | 20        | 390         | 3         | 77        | 19.5        |
| 2024         | 7/2         | 15        | 258         | 5         | 47        | 17.2        |
| <b>Total</b> | <b>34/3</b> | <b>55</b> | <b>1029</b> | <b>12</b> | <b>77</b> | <b>18.7</b> |

## STROMAN GAME-BY-GAME

| 2021 | Rec. | Yards | TD | Long |
|------|------|-------|----|------|
| WKU  | 1    | 10    | 0  | 10   |

| 2022                | Rec. | Yards | TD | Long |
|---------------------|------|-------|----|------|
| North Carolina      | 1    | 41    | 0  | 41   |
| at Texas A&M        | 2    | 14    | 0  | 8    |
| Troy                | 1    | 8     | 0  | 8    |
| James Madison       | 1    | 27    | 1  | 27   |
| The Citadel         | 2    | 21    | 0  | 11   |
| at Texas St.        | 5    | 104   | 1  | 55   |
| Georgia St.         | 0    | 0     | 0  | 0    |
| Robert Morris       | 1    | 19    | 1  | 19   |
| at Coastal Carolina | 2    | 55    | 1  | 41   |
| at Marshall         | 1    | 5     | 0  | 5    |
| Old Dominion        | 2    | 24    | 0  | 17   |
| at Georgia Southern | 1    | 53    | 0  | 53   |

| 2023              | Rec. | Yards | TD | Long |
|-------------------|------|-------|----|------|
| Gardner-Webb      | 2    | 49    | 1  | 43   |
| at North Carolina | 2    | 34    | 0  | 18   |
| East Carolina     | 1    | 17    | 0  | 17   |
| at Wyoming        | 2    | 24    | 0  | 13   |
| at ULM            | 2    | 31    | 0  | 17   |
| Coastal Carolina  | 2    | 35    | 1  | 30   |
| at ODU            | 1    | 12    | 0  | 12   |
| Southern Miss     | 0    | 0     | 0  | 0    |
| Marshall          | 0    | 0     | 0  | 0    |
| at Georgia State  | 3    | 93    | 1  | 77   |
| at JMU            | 2    | 36    | 0  | 19   |
| Ga. Southern      | 0    | 0     | 0  | 0    |
| Troy              | 2    | 49    | 0  | 40   |
| Miami (Ohio)      | 1    | 10    | 0  | 10   |

| 2024          | Rec. | Yards | TD | Long |
|---------------|------|-------|----|------|
| at Clemson    | 0    | 0     | 0  | 0    |
| at ECU        | 2    | 21    | 0  | 11   |
| South Alabama | 2    | 60    | 1  | 47   |
| at Marshall   | 5    | 75    | 2  | 27   |
| at Louisiana  | 2    | 15    | 0  | 10   |
| Georgia State | 2    | 32    | 1  | 23   |
| ODU           | 2    | 55    | 1  | 46   |

## ELI WILSON'S CAREER STATISTICS

| Year         | GP/GS        | Rec       | Yds        | TD        | Long      | Avg.       |
|--------------|--------------|-----------|------------|-----------|-----------|------------|
| 2020         | 4/0          | 1         | 2          | 0         | 2         | 2.0        |
| 2021         | 11/0         | 8         | 48         | 1         | 14        | 6.0        |
| 2022         | 12/0         | 10        | 82         | 1         | 27        | 8.2        |
| 2023         | 14/12        | 34        | 350        | 5         | 32        | 10.3       |
| 2024         | 7/7          | 16        | 203        | 3         | 34        | 12.7       |
| <b>Total</b> | <b>48/19</b> | <b>69</b> | <b>685</b> | <b>10</b> | <b>34</b> | <b>9.9</b> |

## WILSON GAME-BY-GAME

| 2020     | Rec. | Yds | TD | Long |
|----------|------|-----|----|------|
| Campbell | 1    | 2   | 0  | 2    |

| 2021              | Rec. | Yds | TD | Long |
|-------------------|------|-----|----|------|
| Elon              | 1    | 5   | 0  | 5    |
| at Georgia St.    | 1    | 1   | 0  | 1    |
| ULM               | 1    | 8   | 0  | 8    |
| at Arkansas State | 2    | 18  | 0  | 14   |
| South Alabama     | 1    | 3   | 0  | 3    |
| at Troy           | 2    | 13  | 1  | 10   |

| 2022                | Rec. | Yds | TD | Long |
|---------------------|------|-----|----|------|
| North Carolina      | 1    | 27  | 0  | 27   |
| at Texas A&M        | 1    | 5   | 0  | 5    |
| The Citadel         | 1    | 8   | 1  | 0    |
| at Texas St.        | 3    | 16  | 0  | 0    |
| Georgia St.         | 1    | 3   | 0  | 8    |
| Robert Morris       | 1    | 2   | 0  | 10   |
| at Coastal Carolina | 2    | 21  | 0  | 3    |

| 2023              | Rec. | Yds | TD | Long |
|-------------------|------|-----|----|------|
| Gardner-Webb      | 2    | 15  | 1  | 12   |
| at North Carolina | 2    | 18  | 1  | 13   |
| at Wyoming        | 4    | 29  | 0  | 12   |
| at ULM            | 2    | 13  | 0  | 8    |
| Coastal Carolina  | 3    | 41  | 0  | 32   |
| at ODU            | 2    | 22  | 0  | 13   |
| Southern Miss     | 4    | 48  | 1  | 26   |
| Marshall          | 2    | 6   | 0  | 3    |
|                   |      |     |    |      |

## LAST TIME IT HAPPENED

| TEAM STATS                                   | APP STATE  | OPPONENT   |
|--|--|--|
| Scored 40-49 Points                          | 11/11/23, at Georgia State (42)  | 9/19/24, South Alabama (48)  |
| Scored 50-59 Points                          | 11/25/23, Georgia Southern (55)  | 10/5/24, at Marshall (52)  |
| Scored 60-69 Points                          | 9/3/22, vs. North Carolina (61)  | 9/7/24, at Clemson (66)  |
| Scored 70-79 Points                          | 9/22/18, Gardner-Webb (72)   | 10/7/78, Chattanooga (72)  |
| Recorded a Safety                            | 10/26/24, Georgia State (Ahmani Marshall blocked punt)                           | 11/18/23, at JMU   |
| Recorded a Shutout                           | 10/1/22, The Citadel (49-0)  | 11/5/05, LSU (24-0)  |
| Rushed for 400+ Yards                        | 10/19/22, Georgia State (404)  | 9/25/14, Georgia Southern (408)  |
| Rushed for 300-399 Yards                     | 11/26/22, at Georgia Southern (376)  | 9/19/24, South Alabama (320)   |
| Rushed for Less Than 50 Yards                | 11/18/23, at JMU (48)  | 11/20/21, at Troy (33)   |
| Passed for 400+ Yards                        | 9/14/24, at East Carolina (424)  | 9/7/24, at Clemson (460)   |
| Passed for 300-399 Yards                     | 8/31/24, ETSU (326)  | 10/10/23, Coastal Carolina (373)   |
| Passed for Less Than 50 Yards                | 12/4/10, Western Illinois (47)   | 12/16/23, Miami U. in Cure Bowl (44)   |
| Gained 500+ Yards Total Offense              | 9/14/24, at East Carolina (505)  | 9/7/24, at Clemson (712)   |
| Gained Less Than 100 Yards Total Offense     | 9/7/91, Clemson (84)   | 11/1/14, Georgia State (62)  |
| Recorded 25 or More First Downs              | 10/26/24, Georgia State (25)   | 11/2/24, ODU (26)  |
| Was Penalized 100 Yards                      | 10/5/24, at Marshall (15-158)  | 10/10/23, Coastal Carolina (9-for-108)   |
| Committed No Penalties                       | 11/17/18, Georgia State  | Records incomplete   |
| Defense Intercepted Three Passes             | 11/25/23, Georgia Southern (3)   | 10/12/24, at Louisiana (4)   |
| Overcame Halftime Deficit to Win             | 11/2/24, vs. ODU<br>(Trailed 17-14 before winning 28-20)                         | 9/23/23, at Wyoming<br>(App State led 12-7 at half, Wyoming won 22-19)               |
| Trailed After Three Quarters, Rallied to Win | 10/28/23, vs. Southern Miss<br>(Trailed 31-28 before winning 48-38)              | 10/21/23, at ODU<br>(Trailed 21-20 before winning 28-21)                             |
| Won Game On TD on Final Play                 | 11/18/23, at JMU<br>(Joey Aguilar 8-yard pass to Kaedin Robinson in OT)          | 11/26/22, Georgia Southern<br>(Kyle Vantrease 25-yard pass to Ezra Archie in 2nd OT) |
| Won Game On FG To End Regulation             | 9/30/23, at ULM<br>(Michael Hughes 54-yard FG as time expired)                   | 10/10/23, Coastal Carolina<br>(Kade Hensley 24-yard FG as time expired)              |
| Won Game on Final Defensive Play             | 10/12/02, Furman<br>(Josh Jeffries PAT Interception, Derrick Black 96-Yd Return) | Never Accomplished   |

| INDIVIDUAL STATS                      | APP STATE   | OPPONENT  |
|---------------------------------------|---|---|
| 75+ Yard Run                          | 12/21/20, Camerun Peoples vs. North Texas, MB Bowl (76)     | 9/7/24, Phil Mafah, Clemson (83)                              |
| 100-199 Yards Rushing, Game           | 11/2/24, Ahmani Marshall vs. ODU (120)                      | 11/2/24, Aaron Young, ODU (110)                               |
| Two Players 100+ Rush Yards           | 11/6/21, Nate Noel (122), Camerun Peoples (116), at A-State | 9/19/24, Fluff Bothwell (116), Gio Lopez (105), So. Alabama   |
| 200+ Yards Rushing, Game              | 12/21/20, Camerun Peoples vs. North Texas, MB Bowl (317)    | 12/2/23, Kimani Vidal, Troy (233)                             |
| Three Rushing TDs, Game               | 11/26/22, Nate Noel vs. Georgia Southern (3)                | 9/9/23, Omari Hampton, North Carolina (3)                     |
| Four Rushing TDs, Game                | 9/26/20, Daetrich Harrington vs. Campbell (4)               | 10/2/04, Terrell Harris, Texas State (4)                      |
| Five Rushing TDs, Game                | 12/21/20, Camerun Peoples vs. North Texas, MB Bowl (5)      | 12/2/23, Kimani Vidal, Troy (5)                               |
| 80+ Yard Pass Completion              | 8/31/24, Joey Aguilar to Christan Horn, ETSU (83)           | 9/26/20, Wiley Hartley to Austin Hite, Campbell (87)          |
| 300+ Yards Passing, Game              | 9/14/24, Joey Aguilar at ECU (242)                          | 11/2/24, Colton Joseph, ODU (332)                             |
| Four TD Passes, Game                  | 11/2/24, Joey Aguilar vs. ODU (4)                           | 9/30/23, Jiya Wright, at ULM (4)                              |
| Five TD Passes, Game                  | 9/9/2017, Taylor Lamb vs. Savannah State (5)                | 9/7/24, Cade Klubnik, Clemson (5)                             |
| Six TD Passes, Game                   | 9/3/22, Chase Brice vs. North Carolina (6)                  | 12/18/21, Bailey Zappe, WKU, Boca Bowl (6)                    |
| Scored Five TDs, Game                 | 12/21/20, Camerun Peoples vs. North Texas, MB Bowl (5)      | 10/13/84, Robert Surratt, Marshall (5)                        |
| 10 Receptions, Game                   | 9/30/23, Kaedin Robinson at ULM (10)                        | 11/2/24, Isiah Page, ODU (13)                                 |
| 100-149 Receiving Yards, Game         | 10/26/24, Kaedin Robinson vs. Georgia State (121)           | 11/2/24, Isiah Page, ODU (205)                                |
| 150+ Receiving Yards, Game            | 10/28/23, Christan Horn vs. Southern Miss (165)             | 12/18/21, Jerreth Sterns, WKU, Boca Bowl (184)                |
| Two Players with 100+ Receiving Yards | 9/14/24, Kaedin Robinson (129), Christan Horn (108) at ECU  | 9/7/24, Bryant Wesco (130) & Jake Briningstool (100), Clemson |
| Three Receiving TDs, Game             | 11/16/19, Corey Sutton vs. Georgia State (3)                | 9/30/23, Tyrone Howell at ULM (3)                             |
| Three Sacks, Game                     | 9/18/21, D'Marco Jackson vs. Elon (3)                       | 9/10/16, Anthony Wilson, Old Dominion (3.0)                   |
| 50+ Yard Field Goal                   | 9/30/23, Michael Hughes at ULM (54)                         | 10/20/21, Massimo Biscardi, Coastal Carolina (50)             |
| Made Three Or More Field Goals, Game  | 9/23/23, Michael Hughes at Wyoming (4)                      | 10/2/21, Noel Ruiz, Georgia State (3)                         |
| 70+ Yard Punt                         | 10/17/09, Sam Martin at Wofford (74)                        | 11/24/18, Tyler Sumpter, Troy (75, 70)                        |
| Returned Kickoff for TD               | 11/12/22, Milan Tucker vs. Marshall (96)                    | 11/25/23, DeAndre Buchannon, Georgia Southern (100)           |
| Returned Punt for TD                  | 9/22/18, Clifton Duck vs. Gardner-Webb (62)                 | 11/15/14, Blaise Taylor, Arkansas State (38)                  |
| Returned Blocked Punt for TD          | 9/7/19, D'Marco Jackson vs. Charlotte (16)                  | 11/12/22, Dainsus Miller, Marshall (0)                        |
| Blocked a Punt                        | 10/26/24, Ahmani Marshall vs. Georgia State                 | 12/12/22, Shadeed Ahmad, Marshall                             |
| Returned Interception for TD          | 9/30/23, Tyrek Funderburk at ULM (23)                       | 10/5/24, J'Coryan Anderson, Marshall (13)                     |
| Returned Fumble for TD                | 12/21/19, Trey Cobb vs. UAB (24)                            | 12/2/23, Don Callis, Troy (10)                                |
| Blocked a Field Goal                  | 12/18/21, Steven Jones Jr., vs. WKU (Boca Bowl)             | 9/23/23, DeVonne Harris, at Wyoming                           |
| Returned Blocked FG for TD            | 10/28/06, Corey Lynch vs. Furman (79)                       | 9/23/23, Jakorey Hawkins, at Wyoming (62)                     |
| PAT Returned for Two Points           | 11/13/10, Troy Sanders vs. Wofford                          | 11/25/00, Chris Archie, Troy                                  |