

APPSTATESPORTS.COM
App State or app-uh-LATCH-in State

X @APPSTATESPORTS
X @APPSTATE_FB

f @APPSTATESPORTS
f @APPSTATEFOOTBALL

IG @APPSTATESPORTS
IG @APPSTATE_FB

#GOAPP
#BEATSOUTHERN

2016, 2017, 2018, 2019 SUN BELT CHAMPS | 2015, 2016 CAMELLIA BOWL CHAMPS | 2017 DOLLAR GENERAL BOWL CHAMPS | 2018, 2019 NEW ORLEANS BOWL CHAMPS
2020 MYRTLE BEACH BOWL CHAMPS | 2023 CURE BOWL CHAMPS | 2005, 2006, 2007 NATIONAL CHAMPS | 12-TIME SOCON CHAMPS | 6-TIME NORTH STATE CHAMPS

ESPN+ Danny Waugh, Play-By-Play
Jayson Foster, Analyst
Whitney Haworth, Sideline

APPALACHIAN SPORTS NETWORK

LEARFIELD Adam Witten, Play-By-Play
Brandon Turner, Analyst
David Ware, Sideline

Radio affiliates: FLAGSHIP 97.3 FM (North Wilkesboro), 1060 AM/97.3 FM, & 1030 AM/99.1 FM (Charlotte), 96.3 FM (Greensboro), 96.3 FM (Winston-Salem), 1350 AM/96.1 FM (Asheville), 790 AM/93.7 FM (Johnson City), 1450 AM/107.7 FM (Hendersonville), 1250 AM/103.9 FM (Marion)

Listen on **The Varsity Network** app, online at **appstatesports.com** or on the **SiriusXM app (984)**



App State
MOUNTAINEERS
(5-5, 3-4 Sun Belt)

Coach: Shawn Clark
Career: 40-23/5th full year
At App State: Same

GAME 11

Date: Saturday, Nov. 30

Time: 6 p.m.

TV: ESPN+

Location: Statesboro, Ga.

Stadium: Paulson Stadium

Series: App State leads 22-16-1 (6-4 as FBS)

On road: App State is 7-11 (2-3 FBS)

Last year: W, 55-27 in Boone (Nov. 25)

Last time at GS: L, 51-48 (2OT) in 2022

Series trends: App State has won 6 of last 9, 9 of last 13 and 13 of last 19 against GS



Georgia Southern
EAGLES
(7-4, 5-2 Sun Belt)

Coach: Clay Helton
Career: 65-42/8th full year
At GS: 19-18/3rd year

APP STATE COACHING STAFF

On the sideline:

Shawn Clark, Head coach
Scot Sloan, DC/Safeties
Mike Cummings, OL
Lawrence Dawsey, WRs
Brian Haines, RBs/SPT
AJ Howard, OLBs/Stars

Eric McDaniel, DL
Lance Ware, TEs
Rod West, Pass Coord./CBs

In the booth:

Travis Cunningham, ILBs
Frank Ponce, OC/QBs

APP STATE'S ACTIVE STATISTICAL LEADERS

PASSING
Joey Aguilar | #4 | Sr. | Antioch, Calif.
2024: 199-for-355 passing, 2,713 yards, 21 TDs, 2 rush TDs

RUSHING
Ahmani Marshall | #3 | 5YR Sr. | Winston-Salem, N.C.
2024: 125 carries, 586 yards, 6 TDs, 4 100-yard games

RECEIVING
Makai Jackson | #15 | Jr. | Levittown, Pa.
2024: 38 catches, 588 yards, 4 TDs

DEFENSE
Brendan Harrington | #8 | 6YR R-Sr. | Pittsboro, N.C.
2024: 61 tackles, 3.0 TFLs, 1 fumble recovery

	ETSU BOONE, N.C.	Saturday, Aug. 31 W, 38-10 ESPN+
	at #22 Clemson Clemson, S.C.	Saturday, Sept. 7 L, 66-20 ACCN
	at East Carolina Greenville, N.C.	Saturday, Sept. 14 W, 21-19 ESPNU
	SOUTH ALABAMA* BOONE, N.C.	Thursday, Sept. 19 L, 48-14 ESPN
	LIBERTY BOONE, N.C.	Saturday, Sept. 28 Canceled ESPN+
	at Marshall* Huntington, W.Va.	Saturday, Oct. 5 L, 52-37 ESPN+
	at Louisiana* Lafayette, La.	Saturday, Oct. 12 L, 34-24 ESPN+
	GEORGIA STATE* BOONE, N.C.	Saturday, Oct. 26 W, 33-26 ESPN+
	OLD DOMINION* BOONE, N.C.	Saturday, Nov. 2 W, 28-20 ESPN+
	at Coastal Carolina* Conway, S.C.	Thursday, Nov. 7 L, 38-24 ESPN
	JMU BOONE, N.C.	Saturday, Nov. 23 W, 34-20 ESPN+
	at Georgia Southern* Statesboro, Ga.	Saturday, Nov. 30 6 p.m. ESPN+

TOP STORYLINES

- Moving forward from a home victory against an eight-win James Madison team on Senior Day, App State needs to beat Georgia Southern on the road to reach bowl eligibility at the end of its 11-game regular season — the Mountaineers' home game against Liberty scheduled for Sept. 28 was canceled due to the impact from Hurricane Helene's Sept. 27 arrival. Georgia Southern, meanwhile, can clinch a share of the Sun Belt's East Division title and a spot in the Sun Belt Championship Game with a win over App State and a Marshall loss at James Madison.
- App State and Georgia Southern made their FBS debuts in 2014, and the Mountaineers are one of 10 programs nationally with 100 wins in that span. The others are Alabama (135), Clemson (128), Ohio State (125), Georgia (123), Oklahoma (108), Notre Dame (105), Boise State (104), Oregon (101) and Michigan (100). App State is 99-35 since starting 1-5 in its 2014 FBS debut.
- Under coach **Shawn Clark**, the Mountaineers are 20-1 when winning the turnover battle. App State had lost the turnover battle in six straight games, going 2-4 in that stretch, before winning it for the first time in 2024 vs. ODU. It didn't commit a turnover against JMU and finished with a plus-two margin against a team that was leading the nation in turnover margin.
- App State is tied for seventh nationally with 36 road wins since 2014, and that includes a 29-14 record in Sun Belt regular-season road games, but the Mountaineers are seeking their first Sun Belt road win of 2024. They are 2-3 in Statesboro as FBS foes, with a 34-26 win in 2020 and a 51-48 double-overtime loss in 2022 (when they also needed a victory to gain bowl eligibility).
- When RB **Ahmani Marshall** rushed for 115 yards against Georgia State on Oct. 26, it was App State's fifth straight game with a different leading rusher, but that started Marshall's active streak of four straight 100-yard games. He followed the Georgia State win with big games against ODU (120 yards), Coastal Carolina (124 yards) and JMU (108 yards). He has started the last three games after coming off the bench in the first 44 games of his collegiate career.
- Kaedin Robinson** led App State in receiving yardage in each of its first nine games, ranking among the FBS leaders at 93.3 yards a game before he suffered a season-ending injury on a late TD at Coastal Carolina. In the first game without Robinson, **Makai Jackson** had five catches for 162 yards against JMU, with second-quarter gains of 52 yards, 29 yards and 64 yards (TD).
- Sixth-year senior **Brendan Harrington**, who matched his career high of 11 tackles vs. JMU, is App State's leading tackler this year after suffering season-ending injuries early in the 2022 season (shoulder injury in the opener vs. UNC) and 2023 season (knee injury in Week 2 vs. UNC).

STRATEGIC COMMUNICATIONS



JOEY JONES
Sr. Associate Athletics Director
Primary Football Contact
Email: jonesj7@appstate.edu
Cell phone: 828-964-7183



BRET STRELOW
Assistant A.D. for Strat. Comm.
Secondary Football Contact
Email: strelowb@appstate.edu
Cell phone: 828-963-3069

KATHERINE JAMTGAARD
Email: jamtgaardka@appstate.edu

JACOB PLECKER
Email: pleckerjw@appstate.edu

MATT PRESENT
Email: presentm@appstate.edu

LAYNE MCNARY
Email: mcnarylc@appstate.edu

Mailing Address
App State Strategic Communications
425 Jack Branch Drive
Boone, NC 28608

APP STATE MEDIA SCHEDULE — JMU WEEK

SUNDAY	MONDAY	TUESDAY	WEDNESDAY	THURSDAY	FRIDAY
• Practice closed (No interviews)	• Sun Belt teleconference for Coach Clark at 11:30 a.m. • Morning press conference with Coach Clark at 11:45 a.m.	• Mountaineer Talk (No interviews afterward) • Practice open (Select interviews after practice)	• Practice closed (No interviews)	• Practice closed (No interviews)	• Practice closed (No interviews)

WHEN REFERENCING APP STATE, PLEASE USE:

- App State
- Appalachian State University
- Mountaineers
- Pronunciation: app-uh-LATCH-in

PLEASE DO NOT USE:

- ASU
- Appy State
- Appy
- AppState
- App. State
- Pronunciation: app-uh-LAY-chin

APP STATE OFFICIAL MARKS



MEDIA POLICIES/INFORMATION

During a standard week with a Saturday game, App State will have Monday, Tuesday and Wednesday media availabilities.

Head coach Shawn Clark's appearances on the weekly Sun Belt coaches Zoom sessions are Mondays from 11:30 a.m. ET until approximately 11:37 a.m. To participate, contact Joey Jones or Bret Strelow for information on how to access the Zoom link.

If you plan to attend an open practice, communicate those plans and submit specific interview requests to Joey or Bret by 9 a.m. on Tuesday (for Tuesday's practice) and 9 a.m. on Wednesday (for Wednesday's practice). If you have more than one person from your organization planning to attend, the name of each attendee needs to be shared in advance.

Practices are closed to the public.

Media attending practice are forbidden from reporting (e.g. tweeting, blogging, etc.) on anything until after the post-practice interviews have been conducted. This includes media who leave practice early.

No videos or photos can be taken during practice without prior permission from the App State strategic communications office.

SUN BELT BOWL TIE-INS

The 2024 season will conclude with the Sun Belt guaranteed a minimum of five spots in postseason bowl games — the Camellia Bowl, R+L Carriers New Orleans Bowl, StaffDNA Cure Bowl, Myrtle Beach Bowl and 68 Ventures Bowl.

BOWLS WITH GUARANTEED SBC TIE-INS

Saturday, Dec. 14 — Montgomery, Ala.
Camellia Bowl, 9 p.m. ET/8 p.m. CT – ESPN

Thursday, Dec. 19 — New Orleans
R+L Carriers New Orleans Bowl, 7 p.m. ET/6 CT – ESPN2

Friday, Dec. 20 — Orlando, Fla.
StaffDNA Cure Bowl, 12 p.m. ET/11 a.m. CT – ESPN

Monday, Dec. 23 — Conway, S.C.
Myrtle Beach Bowl, 11 a.m. ET/10 a.m. CT – ESPN

Thursday, Dec. 26 — Mobile, Ala.
68 Ventures Bowl, 9 p.m. ET/8 p.m. CT – ESPN

SUN BELT STANDINGS

East Division

Team	SBC	Overall
Marshall	6-1	8-3
Georgia Southern	5-2	7-4
James Madison	4-3	8-3
App State	3-4	5-5
Old Dominion	3-4	4-7
Coastal Carolina	2-5	5-6
Georgia State	1-6	3-8

West Division

Team	SBC	Overall
Louisiana	6-1	9-2
Arkansas State	5-2	7-4
South Alabama	5-2	6-5
Texas State	4-3	6-5
ULM	3-4	5-6
Troy	2-5	3-8
Southern Miss	0-7	1-10

Friday's game

Texas State at South Alabama, 3:30 p.m.

Saturday's games

Louisiana at ULM, Noon
Coastal Carolina at Georgia State, 2 p.m.
Southern Miss at Troy, 2 p.m.
Old Dominion at Arkansas State, 3 p.m.
App State at Georgia Southern, 6 p.m.
Marshall at James Madison, 8 p.m.

MOST WINS SINCE 2014 (FBS DEBUT)

1. Alabama	135-17 (.888)
2. Clemson	128-22 (.853)
3. Ohio State	125-16 (.887)
4. Georgia	123-24 (.837)
5. Oklahoma	108-34 (.761)
6. Notre Dame	105-34 (.755)
7. Boise State	104-35 (.748)
8. Oregon	101-38 (.727)
T9. Michigan	100-37 (.730)
T9. App State	100-40 (.714)

MOST WINS SINCE 2014 (G5)

1. Boise State	104-35 (.748)
2. App State	100-40 (.714)
3. Memphis	97-43 (.693)

MOST WINS SINCE 2015 (FULL FBS)

1. Alabama	123-15 (.891)
2. Clemson	118-19 (.861)
3. Georgia	113-21 (.843)
4. Ohio State	111-15 (.881)
5. Oklahoma	100-29 (.775)
6. Notre Dame	97-29 (.770)
7. Michigan	95-30 (.760)
8. App State	93-35 (.727)

MOST WINS SINCE 2015 (G5)

1. App State	93-35 (.727)
2. Boise State	92-33 (.736)
3. Memphis	87-40 (.685)

BEST LEAGUE WIN% (FBS SINCE 2014)

1. Ohio State (Big Ten)	89-8 (.918)
2. Alabama (SEC)	86-12 (.878)
3. Clemson (ACC)	84-12 (.875)
T4. Boise State (MWC)	75-16 (.824)
T4. Army (now AAC)	14-3 (.824)
6. Georgia (SEC)	76-21 (.784)
7. Oklahoma (Big 12/SEC)	75-25 (.750)
8. App State (Sun Belt)	68-23 (.747)

MOST ROAD WINS SINCE 2014

1. Boise State	45
2. Ohio State	43
3. Clemson	41
4. Alabama	39
T5. Georgia	37
T5. Louisiana	37
T7. App State	36
T7. Oklahoma	36

WINS BY SBC TEAMS SINCE 2020

T1. Coastal Carolina	44-18 (.710)
T1. Louisiana	44-18 (.710)
3. App State	39-23 (.629)

DEFENSIVE INTS SINCE 2015

1. Iowa	158
T2. Clemson	148
T2. San Diego State	148
4. Alabama	146
5. App State	143

MORE STORYLINES

- App State defensive coordinator **Scot Sloan** coached in Boone from 2010-17 and was then Georgia Southern's defensive coordinator from 2018-21, with App State ILBs coach **Travis Cunningham** working on Sloan's staff in Statesboro. **Matt Greenhalgh**, App State's director of athletic performance, served as the Mountaineers' assistant director of strength and conditioning from 2014-17 before being Georgia Southern's lead director from 2018-21. They were all in Boone last year during the 2023 season, and this will be their first trip back to Statesboro.
- App State has one Georgia Southern transfer in CB **Seth Robertson**, who spent two seasons with **Scot Sloan** in Statesboro and appeared in 45 games with 14 starts there from 2020-23.
- There are 20 seniors on App State's roster, including two sixth-year seniors who were freshmen on the 2019 roster: ILB **Brendan Harrington** and LS **Christian Johnstone**. They have been part of 52 wins, three Sun Belt Championship game appearances and three bowl wins.
- Fifth-year seniors **Ronald Clarke** (FS), **Christan Horn** (WR) and **Eli Wilson** (TE) have played their entire careers in Boone, and App State has won 39 games since their 2020 arrival — also **Shawn Clark's** first full season as head coach.
- Against JMU, App State had its first penalty-free game since a 2018 home win vs. Georgia State.
- App State's average home attendance of 34,623 in 2024 ranks as the second-highest average in school and Sun Belt Conference history behind last year's average of 34,734. App State set program and Sun Belt records for home attendance averages in 2021, 2022 and 2023 before falling just short of the 2023 mark this year (with a sold-out home game canceled this year).
- In July, Kidd Brewer Stadium was listed at No. 23 on ESPN's list of top 25 college football stadiums. Seventeen of the top 19 crowds in stadium history have occurred since the start of 2022, and all 18 home crowds in that stretch have topped 30,000.
- The 2024 home finale was the 11th straight sellout at The Rock dating back to last season, and that includes the Sept. 28 contest that was canceled due to Hurricane Helene.
- App State had 37 days between home games — a Thursday game against South Alabama on Sept. 19 and the Oct. 26 return to Kidd Brewer Stadium against Georgia State. After the Liberty game was canceled, the Mountaineers played back-to-back road games before having a bye on Oct. 19. They then beat Georgia State and ODU (Nov. 2) on back-to-back Saturdays in Boone.
- On Oct. 17, App State announced that the final three home games in Boone would be played as originally scheduled. The university reopened Oct. 11 and resumed classes Oct. 16.
- After the storm, the volunteer efforts among coaches, staff members and players from coach **Shawn Clark's** program have included unpacking and organizing donated goods at a local church and loading supplies/generators onto helicopters from a humanitarian aid organization.
- Armanti Edwards**, a record-setting QB for App State from 2006-09, is one of 22 members of the 2024 College Football Hall of Fame Class. He was honored during the last home game with his On-Campus Salute from the National Football Foundation, which will induct him into the Hall of Fame on Dec. 10 in Las Vegas.
- App State, which led the Sun Belt with 14 alums on NFL rosters in 2023, again has a league-high 13 alums on current rosters this season.
- App State was among the programs featured by EA Sports in the promotion of the College Football 25 video game, with WR **Kaedin Robinson** receiving extended exposure as a returner.
- The 2024 roster had 34 scholarship newcomers, including 15 from the transfer portal.

OFFENSE

- Averaging 271.3 passing yards per game (No. 14 in FBS, No. 3 among G5 programs, No. 1 Sun Belt) with 21 TD passes this season, QB **Joey Aguilar** is the nation's only returning FBS QB who had 33-plus TD passes and 3,700-plus passing yards in 2023. His 15 TD passes to either tie a game or give his team a lead led the country in 2023, and he has seven more of those TD passes in 2024.
- App State had one of the top QB/WR combos in the country, but **Kaedin Robinson** suffered a season-ending injury as he scored a 25-yard touchdown late in the Mountaineers' last game. He ranks No. 9 nationally and 1st in the Sun Belt at 93.3 receiving yards per game, part of a season with 53 catches for 840 yards and two touchdowns.
- Kaedin Robinson** ranks in the top 10 on App State's career lists with 2,164 receiving yards (No. 7 overall, No. 3 in FBS era), 147 receptions (No. 8 overall, No. 3 in FBS era) and 14 touchdown receptions (T-No. 9 overall, T-No. 4 in FBS era). His 905 yards in 2023 were the most by an App State receiver in the FBS era, and his 840 yards this season rank No. 3 in the FBS era.
- RB **Ahmani Marshall** blocked a punt for a safety to open the Georgia State game and then rushed for 115 yards and a TD on 18 attempts before adding in a 23-carry, 120-yard performance vs. ODU, a 28-carry, 124-yard effort at Coastal and a 24-carry, 108-yard game vs. JMU. he had the first two-touchdown game of his career at Marshall before adding one at Coastal and has six rushing touchdowns in the last six games.

APP STATE-GEORGIA SOUTHERN SERIES

Year	Date	Site	Result
1932	Nov. 24	Away	L, 33-0
1934	Oct. 26	Away	L, 22-13
1934	Nov. 23	Away	W, 7-6
1935	Nov. 9	Home	T, 0-0
1936	Oct. 24	Home	W, 27-0
1939	Nov. 17	Home	W, 59-0
1987	Dec. 5*	Home	W, 19-0
1993	Oct. 16	Home	L, 34-28
1994	Oct. 15	Away	L, 34-31
1995	Oct. 14	Home	W, 27-17
1996	Oct. 19	Away	W, 35-28
1997	Oct. 18	Home	W, 24-12
1998	Oct. 17	Away	L, 37-24
1999	Oct. 16	Home	W, 17-16
2000	Oct. 14	Away	L, 34-28
2001	Oct. 13	Home	L, 27-18
2001	Dec. 8*	Home	L, 38-24
2002	Oct. 19	Away	L, 36-20
2003	Oct. 18	Home	W, 28-21
2004	Oct. 16	Away	L, 54-7
2005	Oct. 15	Home	W, 24-7
2006	Oct. 21	Away	W, 27-20 (OT)
2007	Oct. 20	Home	L, 38-35
2008	Oct. 18	Away	W, 37-36
2009	Oct. 24	Home	W, 52-16
2010	Nov. 6	Away	L, 21-14 (OT)
2011	Oct. 29	Home	W, 24-17
2012	Nov. 3	Away	W, 31-28
2013	Oct. 26	Home	W, 38-14
2014	Sept. 25	Away	L, 32-14
2015	Oct. 22	Home	W, 31-13
2016	Oct. 27	Away	W, 34-10
2017	Nov. 9	Home	W, 27-6
2018	Oct. 25	Away	L, 34-14
2019	Oct. 31	Home	L, 24-21
2020	Dec. 12	Away	W, 34-26
2021	Nov. 27	Home	W, 27-3
2022	Nov. 26	Away	L, 51-48 (2OT)
2023	Nov. 25	Home	W, 55-27

* FCS/I-AA Playoffs

2023: App State 55, Ga. Southern 27

BOONE, N.C. — App State overcame a 14-3 deficit to secure an East Division title and a spot in the Sun Belt Championship Game.

Joey Aguilar threw four TD passes, and App State scored 20 points off the four turnovers it forced, including three interceptions.

2022: Ga. Southern 51, App State 48

STATESBORO, Ga. — The highest-scoring game in series history ended with a 25-yard touchdown pass in the second overtime.

Nate Noel rushed 12 times for 171 yards and three touchdowns, including a 25-yard touchdown that helped tie the game in the first overtime. After Michael Hughes hit the extra point and added a 33-yard field goal in the second overtime, Kyle Vantrease threw a second-and-10 pass to Ezra Archie in the end zone for the game-winning points.

The game went to OT after App State missed a field goal as regulation ended.

- In addition to his 33 TD passes in 2023, a total that ranked fifth nationally, QB **Joey Aguilar** also set school records of 3,757 passing yards and 4,002 yards of total offense in 2023. Replacing the injured starter in the first half of the 2023 opener, he threw a TD pass on his first FBS play by hitting **Kaedin Robinson** for a 32-yard score. Aguilar then threw an 83-yard TD pass to **Christan Horn** on the second offensive snap (and first pass) of 2024.
- At ECU, **Joey Aguilar** threw for a career-high 424 yards and two TDs, including a 36-yard, go-ahead score to **Makai Jackson** late in the third quarter. His 32 completions and 47 pass attempts were also career highs. The 424 passing yards set a record for a road performance by an App State QB and rank as the third-best total in program history, behind only the 433 yards from **Armanti Edwards** against South Carolina State in a 2008 playoff game and the 427 yards from **Taylor Lamb** against Coastal Carolina in 2017.
- WRs **Christan Horn** and **Dalton Stroman** are two big-play threats, with career averages of 17.1 and 18.0 yards per reception, respectively. Stroman had five touchdown catches during one five-game stretch this season, with two touchdowns against Marshall and one apiece against South Alabama, Georgia State and ODU.
- The offensive line has helped the running game take strides, with App State averaging 174.8 yards on the ground over four straight games before it gained 215 yards on the ground at Coastal but totaled 150 rushing yards because of 65 yards lost on sacks. The Mountaineers added 145 hard-fought yards against a tough run defense from JMU, with 125 of them coming after halftime. App State had a season-high 184 rushing yards against ODU.
- Tight ends **Max Drag**, **Kanen Hamlett**, **David Larkins** and **Eli Wilson** have all scored touchdowns in Sun Belt play, including Wilson's 11th career touchdown catch and fourth touchdown catch of the season against JMU. Hamlett's go-ahead touchdown in the final three minutes against Georgia State was his second career catch, and Drag's touchdown in the final two minutes against ODU was his first career catch. Hamlett and Drag made their first career starts in a set with two tight ends as Wilson and Larkins were sidelined against ODU.
- App State is 12-for-19 on fourth down this season, including a 6-for-6 game at Marshall.

DEFENSE

- With a team-high 61 tackles this season, two-time team captain **Brendan Harrington** has shown toughness and perseverance since suffering the season-ending injuries early in the 2022 and 2023 seasons. In the last three games, he has posted nine, 10 and 11 tackles.
- **Santana Hopper**, PFF's national defender of the week at ECU after a strong game that included forcing a fumble on a sack, had a hand in three sacks vs. Georgia State (one solo, two half-sacks). He added a sack and a career-high 2.5 tackles for loss against JMU.
- Free safety **DJ Burks** is tied for second on the team with 53 tackles. He had a career-high 14 tackles in his first career start, at strong safety against South Alabama, and has started the last five games at free safety.
- OLB **Nate Johnson** (Gaffney, S.C.) and DL **Santana Hopper** were named Freshman All-Americans last season, when Johnson tied for first nationally among true freshmen with 7.5 sacks and Hopper made a late-season surge while contributing 3.5 sacks among his 7.5 tackles for loss.
- OLBs **Thomas Davis** and **Nate Johnson** have split time at the "Dog" position this season. Davis has two sacks among his 3.5 tackles for loss, while Johnson officially contributed to a sack for the first time this season against ODU. He had a first-half sack at ECU erased by a targeting call
- CB **Nick Taylor**, the only App State true freshman to play in a game so far this season, made his first career start vs. Georgia State.

SPECIAL TEAMS

- All-America kicker **Michael Hughes** is a fourth-year senior who played in the first four games but was sidelined after that (from a lower-body injury sustained during the Hurricane Helene rainfall) until he returned for Senior Day, when he went 2-for-2 on field goals and 4-for-4 on PATs while also handling the kickoff duties. That ran his current streak to 18 consecutive made field goals, with a 7-for-7 mark this season as part of a 35-for-41 career total.
- **Ahmani Marshall's** blocked punt to produce a safety for an early 2-0 lead against Georgia State was App State's first blocked punt since 2019 (**Demetrius Taylor** vs. Coastal Carolina) and App State's first safety since 2022 (when Troy intentionally took one with 20 seconds left while holding a four-point lead to avoid punting from its end zone; App State followed a free kick with a Hail Mary touchdown). Against JMU, **Cahari Haynes'** blocked punt led to a scoop-and-score touchdown for **Michael Hetzel**, who made his first career start at wide receiver in the game. It was App State's first touchdown off a blocked punt since 2019 (**D'Marco Jackson** vs. Charlotte).
- In 2023, assistant **Brian Haines** had at least one special teams player receive All-America recognition for the third straight year, as **Michael Hughes** and multi-unit coverage stalwart **Jackson Greene** were both honored to join kick returner **Milan Tucker** (2022) and kicker **Chandler Staton** (2021). Recently, long snapper **Christian Johnstone** received All-America honorable mention from the Special Teams University organization.

SHAWN CLARK

After coming back to Boone to coach at his beloved alma mater as an assistant, Shawn Clark became App State's head coach late in the 2019 season and has led the Mountaineers to ring-worthy success while also taking down several ranked opponents.

One of those ranked wins even triggered the first Boone visit from ESPN's College GameDay.

Hired as the 22nd head football coach in App State history on Dec. 13, 2019, Clark completed his fourth full season in 2023 with his third bowl victory, a third straight season with a win against a Top 25 opponent and a third season with at least nine victories. App State is one of only five Group of Five programs in the country (and 14 FBS programs nationally) with at least three nine-win seasons since the start of 2020.

Clark had a 35-18 record following a 2023 campaign in which the Mountaineers won the final five games of the regular season with a "Keep Digging" mantra, captured the Sun Belt's East Division title and finished 9-5 thanks to a 13-9 victory against Miami (Ohio) in the Cure Bowl.

Clark added the 2023 bowl win to postseason victories in 2019 and 2020. He also won a Sun Belt East title in 2021 on the strength of a 10-2 regular season that year.

The Mountaineers have won three of their last five games against ranked teams thanks to top-20 victories in 2023 (at previously unbeaten James Madison), 2022 (at No. 6 Texas A&M) and 2021 (against Coastal Carolina). The 2023 season included two victories against teams with double-digit wins, as JMU was 10-0 at the time and Miami (Ohio) took an 11-2 record into the bowl matchup.

Clark was the only first-year FBS head coach in 2020 to win at least nine games, and he followed that by directing the Mountaineers to double-digit victories in 2021. A 17-14 win at No. 6 Texas A&M in 2022 — the program's highest-profile victory since the 2007 upset of Michigan — led to ESPN's College GameDay airing from Boone the following week.

With App State alum/country music star Luke Combs picking his alma mater as ESPN's guest picker and Lee Corso putting on the giant Yosef head, the Mountaineers delivered with a dramatic victory against Troy.

The second half of the 2023 season included rivalry wins against Marshall, James Madison and Georgia Southern to finish atop a tough East Division in which all seven teams qualified for a bowl.

Clark has helped lead record-setting runs to conference titles and bowl victories, not just at App State, where he played from 1994-98 and had served as an assistant since 2016, but also in four other leagues.

An offensive lineman in college, Clark was a two-time All-American (1996 and 1998) and three-time all-conference selection (1995, 1996, 1998) for teams that went a combined 45-16 during his first five years in Boone. As a player during the 12-0 start in 1995 and a coach for the 2019 team that has set a single-season record for wins by an FBS program in the state of North Carolina, Clark has been part of the two App State teams to post 11 regular-season victories.

He graduated from App State with a degree in criminal justice in 1998 and earned a master's degree in education from Louisville in 2003.

His wife, Jonelle, was a softball standout at Eastern Kentucky and was inducted into EKU's Athletics Hall of Fame in 2008. The Clarks have two children: a daughter, Giana, and a son, Braxton.



COACH CLARK AT A GLANCE

Name Shawn Clark
Birthdate Aug. 16, 1975 (49 years old)
Hometown Charleston, W. Va.
High School George Washington
College App State, 1998
 (B.S., criminal justice)
Wife Jonelle (Csora)
Children Giana, Braxton
Twitter @coach_sclark

YEARS AS A PLAYER (OFFENSIVE GUARD)

Year	Record	Honors
1994:	9-4	True freshman starter
1995:	12-1 (SoCon champs)	All-SoCon
1996:	7-4	All-SoCon, Third-team All-American
1997:	7-4	Redshirted
1998:	10-3	All-SoCon, First-team All-American

YEARS AS A COACH

2001-02: Louisville (Graduate Assistant)
2003-08: Eastern Kentucky (Offensive Line)
2009-12: Purdue (Offensive Line)
2013-15: Kent State (Offensive Line)
2016-18: App State (Co-Offensive Coordinator/OL)
2019: App State (Assistant Head Coach/OL)
2020-present: App State (Head Coach)

ASSISTANT AT APP STATE (43-10 RECORD)

Year	Overall	League (Finish)	Bowl (W/L)
2016	10-3	7-1 (T-1st)	Camellia (W)
2017	9-4	7-1 (T-1st)	Dollar General (W)
2018	11-2	7-1 (1st, SBC title game win)	New Orleans (W)
2019	13-1	7-1 (1st, SBC title game win)	New Orleans (W)

HEAD COACH AT APP STATE (40-23 RECORD)

Year	Overall	League (Finish)	Bowl (W/L)
2019	1-0	Took over after regular season	New Orleans (W)
2020	9-3	6-2 (2nd East, 3rd Overall)	Myrtle Beach (W)
2021	10-4	7-1 (1st East, 2nd Overall)	Boca Raton (L)
2022	6-6	3-5 (4th East)	
2023	9-5	6-2 (1st East, 3rd Overall)	Cure (W)
2024	5-5	3-4	



APP STATE COACHING STAFF TV CHART/GAME DAY LOCATIONS

ON THE SIDELINES



SHAWN CLARK
Head Coach



SCOT SLOAN
Def. Coordinator/
Safeties




MIKE CUMMINGS
Offensive
Line



LAWRENCE DAWSEY
Wide
Receivers



BRIAN HAINES
Special Teams/
Running Backs



AJ HOWARD
Outside
Linebackers/Stars



ERIC MCDANIEL
Defensive
Line



LANCE WARE
Tight Ends



ROD WEST
Def. Pass Game
Coord./CBs

IN THE BOOTH



FRANK PONCE
Off. Coordinator/
Quarterbacks



TRAVIS CUNNINGHAM
Inside
Linebackers

ADDITIONAL FOOTBALL STAFF

Director of Athletic Performance Matt Greenhalgh
Associate Athletics Director for Football Operations Nolan Jones
Director of Player Personnel/General Manager Thomas Guerry
Senior Assistant to the Head Coach Mark Speir
Assistant Director of Player Personnel Ian Martinez
Assistant Director of Player Personnel Patrick McDonald
Director of Football Recruiting Operations Maggie Folsom
Quality Control (Offense) Alec Cobb
Quality Control (Offense/Special Teams) Al DeGraffenreid
Quality Control (Defense) Thad Mangum
Quality Control (Defense) Paul Padalino
Assistant Director of Football Athletic Performance Romorius Westbrook
Assistant Director of Football Athletic Performance Garrett Williams
Graduate Assistant (Defense) Justin Fields
Graduate Assistant (Offense) Brandon Pahl
Graduate Assistant (Operations) Marin Parsley
Graduate Assistant (Defense) Travis Ray
Graduate Assistant (Offense) Teddy Richardson III
Student Assistant (Defense) KaRon White
Assistant A.D. for Sport Psychology and Mental Wellness Jacob Cooper
Academic Services for Student-Athletes Assistant Director Kayla Hill
Student-Athlete Leadership Coordinator Reggie Hunt
Director of Athletics Performance Nutrition Megan Morley
Student Life Coordinator J.R. Reese
Director of Football Athletic Training Services Taylor Young
Athletic Trainer Jasmyn McLeod
Director of Football Video Operations/Technology Joshua Hansen
Director of Football Creative Media Griffin DeJoy
Director of Football Equipment Shane Nelson
Intern (Football Operations) Hanna Kotek

GENERAL INFORMATION

Name Appalachian State University (App State)
Location Boone, N.C.
Founded 1899
Enrollment 21,000+
Conference Sun Belt (East Division)
Affiliation NCAA Division I Football Bowl Subdivision
Nickname Mountaineers
Colors Black and Gold
Mascot Yosef
Marching Band Marching Mountaineers
Interim Chancellor Dr. Heather Norris (Penn State, 1995)
Athletics Director Doug Gillin (SUNY Cortland, 1991)
Faculty Athletics Representative René Salinas
Game Operations Director Drew Jacobs
Stadium Kidd Brewer Stadium
Capacity 30,000
Surface AstroTurf 3D3
Football Office Phone 828-262-2501
Ticket Office Phone 828-262-7733
Athletics Website appstatesports.com
Athletics Twitter/X @appstatesports
Football Twitter/X @AppState_FB
Athletics Instagram @appstatesports
Football Instagram @appstate_fb
Athletics Facebook facebook.com/appstatesports
Football Facebook facebook.com/AppStateFootball

FOOTBALL HISTORY

First Year 1928
All-Time Record 668-361-28 (95th season)
Conference Championships 22
North State (6) 1931, '37, '39, '48, '50, '54
Southern (12) 1986, '87, '91, '95, '99, '05, '06, '07, '08, '09, '10, '12
Sun Belt (4) 2016, '17, '18, '19
Division titles (Format began in 2018 — 4) 2018, '19, '21, '23
NCAA Bowl Games 8
Years 2015, '16, '17, '18, '19, '20, '21, '23
Record 7-1
Most Recent 2023 Cure Bowl (W)
NCAA Division I FCS Playoff Appearances 20
Years 1986, '87, '89, '91, '92, '94, '95, '98, '99, '00, '01, '02, '05, '06, '07, '08, '09, '10, '11, '12
NCAA Division I FCS National Championships 3
Years 2005, '06, '07
NAIA Bowl Games 9
Record 3-6
Years 1937, '38, '48, '49, '50 (2), '54 (2), '55
All-Americans 99
Academic All-Americans 7

TEAM INFORMATION

Basic Offense Pro Tempo
Basic Defense 3-4
Letterwinners Returning/Lost 51/24
Offense 23/12
Defense 24/12
Specialists 4/0
Starters Returning/Lost 14/10
Offense 6/5
Defense 6/5
Specialists 2/0

WELCOME TO THE ROCK

ELEVATION 3,333 FT.



APP STATE RECORD AT KIDD BREWER STADIUM SINCE 2003: 123-23

Kidd Brewer Stadium stakes claim to being one of the toughest but also most picturesque college football venues in the nation.

After "The Rock" was voted the top Group of Five stadium in the country by CFB Campus Tour in 2023 and 2024, ESPN named Kidd Brewer Stadium one of the top 25 stadiums in all of college football.

In the 63rd season in the venue, which opened as Conrad Stadium on Sept. 15, 1962, App State has a 277-81-5 all-time record at The Rock.

App State set single-season school and Sun Belt records with an average home crowd of 34,734 in 2023, with the 2024 average of 34,623 falling just short. The 2023 mark broke its own league and program records established in 2022, with that season breaking both 2021 records.

With a \$50 million north end zone facility, removal of the track and installation of new turf, The Rock had a new look in 2021, as the end zone facility opened for fans before a 2020 game vs. Georgia State. Hall of Fame coach Jerry Moore was also honored before the 2021 opener with a plaza and statue in his name.

Kidd Brewer Stadium's official seating capacity was 16,650 in 2007, but several expansion projects, including construction of the 120,000-square-foot App State Athletics Center, have almost doubled the capacity.



TOP 10 HOME CROWDS

	Atten.	Opponent	Result	Date
T1)	40,168	East Carolina	W, 43-28	Sept. 16, 2023
T1)	40,168	North Carolina	L, 63-61	Sept. 3, 2022
3)	36,752*	ECU (Thurs.)	W, 33-19	Sept. 2, 2021
4)	36,232	ETSU	W, 38-10	Aug. 31, 2024
5)	36,075	Gardner-Webb	W, 45-24	Sept. 2, 2023
6)	35,126	Wake Forest	L, 20-19	Sept. 23, 2017
7)	34,954	Old Dominion	W, 28-20	Nov. 2, 2024
8)	34,658	#25 Miami	L, 45-10	Sept. 17, 2016
9)	34,406	Troy (GameDay)	W, 32-28	Sept. 17, 2022
10)	34,252	Coastal (Tues.)	L, 27-23	Oct. 10, 2023

*Officially home game in Charlotte's Bank of America Stadium

KBS RECORDS SINCE 2003

Year	Won	Lost	Tied	Pct.	Year	Won	Lost	Tied	Pct.
2003	5	0	0	1.000	2014	4	2	0	.667
2004	6	0	0	1.000	2015	5	1	0	.833
2005	7	0	0	1.000	2016	5	1	0	.833
2006	9	0	0	1.000	2017	5	1	0	.833
2007	8	1	0	.889	2018	6	0	0	1.000
2008	7	1	0	.875	2019	6	1	0	.857
2009	6	1	0	.857	2020	5	1	0	.833
2010	7	1	0	.875	2021	6	0	0	1.000
2011	6	1	0	.857	2022	5	2	0	.714
2012	4	3	0	.571	2023	5	1	0	.833
2013	2	4	0	.333	2024	4	1	0	.750
FBS					56	11	0	.836	
All-Time					277	81	5	.770	

JOEY AGUILAR

#4 | SR. | QB | 6-3 | 220 | ANTIOCH, CALIF.

- Nation's only returning quarterback who had 33-plus TD passes and 3,700-plus passing yards in 2023
- Sixty-four yards away from moving into 5th place on App State's career passing yards list — the top five QBs were all three- or four-year starters, and Aguilar has played in just 24 games to date
- Tied another two-year starter, Chase Brice, for 5th place with 54 career TD passes — behind only three- or four-year starters
- Sun Belt's Preseason Offensive Player of the Year after being the Sun Belt Newcomer of the Year and Cure Bowl MVP in 2023
- Threw for 424 yards at ECU to record the third-most passing yards in a game in school history (and most ever in a road game)
- His 15 touchdown passes to either tie a game or give his team a lead in 2023 led the country — and has seven more in 2024
- In 2023, set App State single-season records for passing yards (3,757), passing touchdowns (33), total offense (4,002), completions (293), pass attempts (460) and 200-yard passing games (13)



JOEY AGUILAR'S CAREER STATISTICS

Year	GP/GS	Cmp	Att	INT	YDS	TD	YPG
2023	14/13	293	460	10	3,757	33	268.4
2024	10/10	199	355	12	2,713	21	271.3
Totals	24/23	492	815	22	6,470	54	269.6

AGUILAR GAME-BY-GAME

2023	Cmp	Att	INT	Yards	TD	Long
Gardner-Webb	11	13	0	174	4	43
at UNC	22	43	1	275	2	34
East Carolina	17	29	1	241	3	35
at Wyoming	22	40	1	200	0	23
at ULM	27	39	2	335	3	52
Coastal Carolina	18	31	0	305	2	69
at ODU	22	31	0	252	2	28
Southern Miss	23	33	1	391	4	57
Marshall	20	27	0	229	3	29
at Georgia State	14	21	1	255	3	77
at JMU	28	46	1	318	3	39
Ga. Southern	23	36	1	296	4	41
at Troy (SBC)	28	39	0	275	0	40
Miami (Ohio)	18	32	1	211	0	52

2024	Cmp	Att	INT	Yards	TD	Long
ETSU	22	36	0	326	2	83
at Clemson	18	41	0	214	1	29
ECU	32	47	2	424	2	49
South Alabama	21	40	1	266	1	49
at Marshall	26	44	2	293	2	27
at Louisiana	20	42	4	236	3	26
Georgia State	18	27	0	299	3	50
ODU	13	24	1	212	4	46
at Coastal	17	31	2	226	1	39
JMU	12	23	0	217	2	64
at Ga. Southern						

APP STATE PASSING RECORDS

SINGLE-SEASON TOUCHDOWNS

1. Joey Aguilar	2023	33
2. Taylor Lamb	2015	31
3. Armanti Edwards	2008	30
4. Zac Thomas	2019	28
T5. Chase Brice	2022	27
T5. Chase Brice	2021	27
T5. Taylor Lamb	2017	27

SINGLE-SEASON YARDS

1. Joey Aguilar	2023	3,757
2. Chase Brice	2021	3,337
3. Armanti Edwards	2009	3,291
4. Jamal Londry-Jackson	2012	3,278
5. Richie Williams	2004	3,109
6. Chase Brice	2022	2,921
7. Armanti Edwards	2008	2,902
8. Richie Williams	2005	2,809
9. Taylor Lamb	2017	2,737
10. Zac Thomas	2019	2,718
T11. Joey Aguilar	2024	2,713
T11. Kameron Bryant	2013	2,713

SINGLE-GAME YARDS

433	Armanti Edwards (29-41)	S.C. State	2008
427	Taylor Lamb (23-39)	C. Carolina	2017
424	Joey Aguilar (32-47)	ECU	2024
415	Armanti Edwards (27-34)	Wofford	2009

SINGLE-GAME COMPLETIONS

40	Chase Brice (53 att.)	Texas State	2022
40	Richie Williams (45 att.)	Furman	2004
37	Bake Baker (57 att.)	Liberty	1997
33	Kameron Bryant (43 att.)	Wofford	2013
33	J. Londry-Jackson (45 att.)	Illinois State	2012
32	Joey Aguilar (47 att.)	ECU	2024
32	J. Londry-Jackson (46 att.)	Furman	2012

CAREER TOUCHDOWNS

1.	Taylor Lamb	2014-17	90
2.	Armanti Edwards	2006-09	74
3.	Zac Thomas	2017-20	69
4.	Richie Williams	2002-05	59
T5.	Joey Aguilar	2023-24	54
T5.	Chase Brice	2021-22	54

CAREER YARDS

1.	Armanti Edwards	2006-09	10,392
2.	Taylor Lamb	2014-17	9,786
3.	Richie Williams	2002-05	7,759
4.	Zac Thomas	2017-20	6,979
5.	Steve Brown	1977-80	6,533
6.	Joey Aguilar	2023-24	6,470
7.	Chase Brice	2021-22	6,258

APP STATE TOTAL OFFENSE RECORD

SINGLE-SEASON YARDS

1. Joey Aguilar	2023	4,002
2. Armanti Edwards	2009	3,970
3. Armanti Edwards	2008	3,843
4. Richie Williams	2005	3,745

FBS PASSING LEADERS

TOUCHDOWN PASSES IN 2023

1.	Bo Nix, Oregon	45
2.	Jayden Daniels, LSU	40
3.	Michael Penix Jr., Washington	36
4.	Jordan McCloud, JMU	35
5.	Joey Aguilar, App State	33

SUN BELT PASSING RECORDS

SINGLE-SEASON TOUCHDOWNS

1.	Justice Hansen, Arkansas State	2017	37
2.	Jordan McCloud, JMU	2023	35
3.	Joey Aguilar, App State	2023	33

KAEDIN ROBINSON

#2 | 6TH-YEAR R-SR. | WR | 6-2 | 205 | ASHEVILLE, N.C.

- The redshirt senior suffered a season-ending injury at the end of a touchdown catch at Coastal Carolina on Nov. 7, leaving him with App State career totals of 147 catches (No. 8 in school history/No. 3 FBS era) for 2,164 yards (No. 7 in school history, No. 3 FBS era) and 14 touchdown receptions (T-No. 9 in school history, T-No. 4 FBS era)
- Ranks 9th nationally and 1st in the Sun Belt Conference at 93.3 receiving yards per game
- Team's receiving yardage leader in each of first nine games of the 2024 season
- Tied for the Sun Belt lead last year with 10 touchdown receptions while catching 67 passes for 905 yards — the most single-season yards by a Mountaineer in the FBS era, with his 840-yard total in 2024 ranking No. 3 in the FBS era
- Caught a pass in 34 consecutive App State games before being injured



KAEDIN ROBINSON'S CAREER STATISTICS

Year	GP/GS	Rec	Yds	TDs	Long	YPC
2021 (UCF)	2/0	1	30	1	30	30.0
2022 (App)	11/5	27	419	2	57	15.5
2023 (App)	14/14	67	905	10	52	13.5
2024 (App)	9/9	53	840	2	50	15.8
Totals	36/28	148	2,194	15	57	14.8

ROBINSON GAME-BY-GAME

2021 (UCF)	Rec.	Yards	TD	Long
Bethune-Cookman	1	30	1	30

2022	Rec.	Yards	TD	Long
North Carolina	2	48	1	26
at Texas A&M	1	3	0	3
Troy	4	68	0	42
James Madison	5	57	0	19
The Citadel	1	26	0	26
at Texas St	1	10	0	10
Robert Morris	1	0	0	0
at Coastal Carolina	3	56	0	46
at Marshall	1	12	0	12
Old Dominion	3	90	1	57
at Georgia Southern	5	49	0	20

2023	Rec.	Yards	TD	Long
Gardner-Webb	4	64	1	32
at North Carolina	2	33	0	20
East Carolina	4	57	1	34
at Wyoming	3	51	0	23
at ULM	10	112	1	19
Coastal Carolina	2	10	0	10
at ODU	7	103	1	20
Southern Miss	1	27	0	27
Marshall	4	55	1	24
at Georgia State	4	29	1	11
at JMU	4	68	2	39
Ga. Southern	8	108	2	27
at Troy	6	70	0	17
Miami (Ohio)	8	118	0	52

2024	Rec.	Yards	TD	Long
ETSU	8	103	0	47
at Clemson	3	58	0	29
at ECU	7	129	0	31
South Alabama	6	85	0	49
at Marshall	8	94	0	19
at Louisiana	7	96	0	22
Georgia State	5	121	0	50
Old Dominion	4	78	1	46
at Coastal Carolina	5	76	1	36

APP STATE RECEIVING RECORDS

CAREER YARDS				
1.	Brian Quick	3,418	202 rec.	2007-11
2.	Thomas Hennigan^	3,124	242 rec.	2017-21
3.	Rick Beasley	3,124	178 rec.	1978-80
4.	DaVon Fowlkes	2,960	200 rec.	2001-04
5.	Malik Williams^	2,382	190 rec.	2017-21
6.	Corey Sutton	2,278	146 rec.	2018-21
7.	Kaedin Robinson	2,164	147 rec.	2022-24
8.	Bob Agle	2,151	146 rec.	1965-68
9.	Andrew Peacock	2,108	208 rec.	2010-13
10.	Daryl Skinner	1,942	134 rec.	1997-99
11.	CoCo Hillary	1,906	140 rec.	2007-10

^ Played 5 full seasons (2020 COVID allowance)

CAREER TOUCHDOWNS

1.	Brian Quick	31	2007-11
2.	Bob Agle	25	1965-68
3.	Corey Sutton	24	2018-21
T4.	Thomas Hennigan^	23	2017-21
T4.	Rick Beasley	23	1978-80
6.	DaVon Fowlkes	22	2001-04
T7.	Malik Williams^	17	2017-21
T7.	Dexter Jackson	17	2004-07
T9.	Kaedin Robinson	14	2022-24
T9.	Barrett Burns	14	2013-16
T9.	Ben Jordan	14	2008-11
T9.	Daniel Bettis	14	2002-06

^ Played 5 full seasons (2020 COVID allowance)

SINGLE-SEASON RECEPTIONS

1.	DaVon Fowlkes	103	2004
2.	Matt Cline	85	2009
3.	Sean Price	81	2012
4.	Andrew Peacock	79	2012
5.	Andrew Peacock	78	2013
6.	Rick Beasley	74	1979
7.	Brian Quick	71	2011
8.	Bob Agle	68	1968
9.	Kaedin Robinson	67	2023

SINGLE-SEASON YARDS

1.	DaVon Fowlkes	1,618 yds	103 rec.	2004
2.	Rick Beasley	1,205 yds	74 rec.	1979
3.	Sean Price	1,196 yds	81 rec.	2012
4.	William Mayfield	1,129 yds	64 rec.	2006
5.	Brian Quick	1,096 yds	71 rec.	2011
6.	Bob Agle	1,084 yds	68 rec.	1968
7.	Brian Quick	982 yds	61 rec.	2009
8.	Matt Cline	981 yds	85 rec.	2009
9.	Rick Beasley	971 yds	60 rec.	1978
10.	Rick Beasley	948 yds	44 rec.	1980
11.	Tony Washington	939 yds	64 rec.	2013
12.	Kaedin Robinson	905 yds	67 rec.	2023

SINGLE-SEASON TOUCHDOWNS

1.	DaVon Fowlkes	14	2004
2.	Bob Agle	13	1968
3.	Rick Beasley	12	1979
4.	Brian Quick	11	2011
T5.	Kaedin Robinson	10	2023
T5.	Corey Sutton	10	2018

DEPTH CHART

OFFENSE

Pos.	#	Player	Ht.	Wt.	Class
LT	72	MARKELL SAMUEL	6-4	300	5YR R-JR.
	79	Andres Dewerk	6-7	340	5YR R-Jr.
LG	73	GARNER LANGLO	6-7	300	R-JR.
	or 74	GRIFFIN SCROGGS	6-3	325	R-SO.
C	68	JACK HOLLIFIELD	6-4	300	R-JR.
	64	Michael Marotta	6-5	310	5YR R-Jr.
	or 52	Cayden Sweatt	6-4	295	R-Fr.
RG	63	JAYDEN RAMSEY	6-6	300	R-JR.
	70	Thornton Gentry	6-4	305	R-Jr.
RT	67	THOMAS SHRADER	6-5	305	5YR R-JR.
	76	Luke Burgess	6-8	315	R-Fr.
TE	87	ELI WILSON	6-3	240	5YR SR.
	85	David Larkins	6-5	255	R-Jr.
	86	Kanen Hamlett	6-4	245	R-So.
	or 80	Max Drag	6-4	245	R-Fr.
QB	4	JOEY AGUILAR	6-3	220	SR.
	9	Billy Wiles	6-3	215	R-Jr.
RB	3	AHMANI MARSHALL	6-2	225	5YR SR.
	1	Anderson Castle	6-0	220	5YR R-Jr.
	or 28	Maquel Haywood	5-8	195	Sr.
or 26	Khamani Alexander	6-1	205	Fr.	
WR	15	MAKAI JACKSON	6-0	200	JR.
	0	William Fowles	6-3	205	R-Fr.
SLOT	12	MICHAEL HETZEL	5-11	195	5YR R-JR.
	82	Chris Lawson Jr.	6-0	185	R-Fr.
WR	13	CHRISTAN HORN	6-2	190	5YR SR.
	8	Dalton Stroman	6-4	205	R-Jr.
	18	Zavier Short	6-2	210	R-So.

SPECIALISTS

Pos.	#	Player	Ht.	Wt.	Class
PK	99	MICHAEL HUGHES	6-3	190	SR.
	39	Jackson Moore	5-10	170	R-Fr.
KO	99	MICHAEL HUGHES	6-3	190	SR.
	43	Cash McVay	6-1	180	R-Jr.
P	41	CONNER MAYNARD	6-3	200	6YR R-SR.
	49	Mitchell Lake	5-11	195	So.
LS	42	CHRISTIAN JOHNSTONE	6-3	250	6YR R-SR.
	54	Gabriel Simpkins	6-0	215	So.
H	41	CONNER MAYNARD	6-3	200	6YR R-SR.
	49	Mitchell Lake	5-11	195	So.
KR	28	MAQUEL HAYWOOD	5-8	195	SR.
	or 15	MAKAI JACKSON	6-0	200	JR.
PR	15	MAKAI JACKSON	6-0	200	JR.
	28	Maquel Haywood	5-8	195	Sr.

DEFENSE

Pos.	#	Player	Ht.	Wt.	Class
DE	29	SANTANA HOPPER	6-2	265	R-SO.
	95	Montez Kelley	6-5	275	5YR R-Sr.
NOSE	91	JOSHUA DONALD	6-1	320	JR.
	98	Jason Hertz	6-4	295	R-Fr.
DE	5	MICHAEL FLETCHER	6-6	275	6YR R-SR.
	or 12	SHAWN COLLINS	6-5	265	5YR R-JR.
OLB <small>DOG</small>	15	THOMAS DAVIS	6-2	235	R-JR.
	or 90	NATE JOHNSON	6-5	240	SO.
ILB <small>MIKE</small>	56	KYLE ARNHOLT	6-2	230	R-JR.
	43	Ryan McKinnis	6-2	225	R-Fr.
ILB <small>WILL</small>	8	BRENDAN HARRINGTON	6-1	230	6YR R-SR.
	10	Colton Phares	6-2	205	R-Fr.
	or 26	Caden Sullivan	6-2	230	R-Jr.
CB	6	JASON CHAMBERS	6-0	195	JR.
	13	Elijah Mc-Cantos	6-0	190	R-So.
FS	21	DJ BURKS	6-0	195	R-SO.
	27	Ronald Clarke	6-0	200	5YR Sr.
	or 11	Avarion Cole	6-0	200	R-Jr.
SS	17	ZYEIR GAMBLE	5-10	190	R-FR.
	or 7	JORDAN FAVORS	5-11	195	R-Jr.
CB	2	ETHAN JOHNSON	5-11	195	JR.
	or 19	NICK TAYLOR	6-1	185	FR.
NICKEL	13	ELIJAH MC-CANTOS	6-0	190	R-SO.
	or 16	SETH ROBERTSON	5-11	195	5YR SR.
STAR	11	AVARION COLE	6-0	200	R-JR.
	or 37	ANDRE HAMILTON	6-0	200	5YR SR.

NUMERICAL ROSTER

#	Name	Pos.	Ht.	Wt.	Yr./Elig.	Hometown/High School (Previous College)
0	William Fowles	WR	6-3	205	R-Fr.	Hialeah, Fla./Dade Christian (Louisville)
0	Trenton Alan Yowe	CB	6-2	190	5th-Yr. R-Jr.	Calera, Ala./Calera (Coahoma C.C.)
1	Anderson Castle	RB	6-0	220	5th-Yr. R-Jr.	Boone, N.C./Watauga
2	Ethan Johnson	CB	5-11	195	Jr.	Huntersville, N.C./Hough
2	Kaedin Robinson	WR	6-2	205	6th-Yr. R-Sr.	Asheville, N.C./Christ School (UCF)
3	Ahmani Marshall	RB	6-2	225	5th-Yr. Sr.	Winston-Salem, N.C./East Forsyth (Wake Forest)
4	Joey Aguilar	QB	6-3	220	Sr.	Antioch, Calif./Freedom (Diablo Valley C.C.)
4	Myles Farmer	SAF	6-3	210	6th-Yr. R-Sr.	Atlanta, Ga./Westlake (Syracuse)
5	Michael Fletcher	DE	6-6	275	6th-Yr. R-Sr.	Flint, Mich./Carman-Ainsworth (Michigan State)
6	Jason Chambers	CB	6-0	195	Jr.	Charlotte, N.C./Butler (North Carolina Central)
6	Matthew Wilson	QB	6-0	205	Fr.	Rock Hill, S.C./Rock Hill
7	Jordan Favors	SAF	5-11	195	R-Jr.	Griffin, Ga./Griffin
8	Brendan Harrington	ILB	6-1	230	6th-Yr. R-Sr.	Pittsboro, N.C./Northwood
8	Dalton Stroman	WR	6-4	205	R-Jr.	Rockingham, N.C./Richmond Senior
9	Markus Clark	NOSE	6-1	295	Jr.	Hoover, Ala./Hoover
9	Billy Wiles	QB	6-3	215	R-Jr.	Ashburn, Va./Stone Bridge (Southern Miss)
10	Zahn Coakley	WR	6-1	195	R-Fr.	Dallas, Texas/The Oakridge School
10	Colton Phares	SAF	6-2	205	R-Fr.	Beaufort, S.C./Beaufort
11	Avarion Cole	STAR	6-0	200	R-Jr.	Charlotte, N.C./Chambers (North Carolina A&T)
11	Grant Tucker	WR	6-3	190	R-Fr.	Charlotte, N.C./Charlotte Christian
12	Shawn Collins	DE	6-5	265	5th-Yr. R-Jr.	Montclair, N.J./Montclair (Rutgers)
12	Michael Hetzel	WR	5-11	195	5th-Yr. R-Jr.	Charlotte, N.C./Ardrey Kell
13	Christan Horn	WR	6-2	190	5th-Yr. Sr.	Columbia, S.C./Westwood
13	Elijah Mc-Cantos	CB	6-0	190	R-So.	Little Haiti, Fla./Edison (Illinois)
14	Jayden Bethea	ILB	6-1	230	R-Fr.	Lawrenceville, Ga./Dacula
14	Kanye Roberts	RB	6-0	205	R-So.	Wallace, N.C./Wallace-Rose Hill
15	Thomas Davis	OLB	6-2	235	R-Jr.	Valdosta, Ga./Lowndes (Miami)
15	Makai Jackson	WR	6-0	200	Jr.	Levittown, Pa./Harry S. Truman (Saint Francis)
16	David Hernandez	QB	6-0	210	6th-Yr. R-Sr.	Charlotte, N.C./Berry Academy
16	Seth Robertson	CB	5-11	195	5th-Yr. Sr.	Madison, Ga./Morgan County (Georgia Southern)
17	Zyeir Gamble	SAF	5-10	190	R-Fr.	Sumter, S.C./Sumter
17	Jalik Thomas	STAR	5-11	200	5th-Yr. Sr.	Macon, Ga./Central (Hutchinson C.C.)
18	Trey Lenhardt	SAF	6-1	195	Fr.	Watkinsville, Ga./North Oconee
18	Zavier Short	WR	6-2	210	R-So.	Chapin, S.C./Chapin (South Carolina)
19	Cameron Estep	QB	6-0	195	R-Fr.	Charlotte, N.C./Charlotte Christian
19	Nick Taylor	CB	6-1	185	Fr.	Fayetteville, Ga./Gainesville
20	Jaylon Calhoun	RB	6-0	195	R-Fr.	Lakeland, Ga./Lanier County
20	Kaleb Neal	SAF	6-1	195	Fr.	Snellville, Ga./Brookwood
21	DJ Burks	SAF	6-0	195	R-So.	Maryville, Tenn./Maryville
21	Reece Larson	WR	6-0	180	R-So.	Wellington, Fla./Wellington
22	Franklin Baret Jr.	WR	6-4	200	Fr.	Wake Forest, N.C./Wake Forest
22	DaRon Wilson	CB	6-2	170	Fr.	Salem Va./Salem (Fork Union Military Academy)
24	Cahari Haynes	ILB	6-1	220	R-Fr.	Shelby, N.C./Burns
25	Kai Fernandes	STAR	5-11	195	Fr.	Cumming, Ga./Denmark
25	Blake Hoban	WR	5-10	185	R-Jr.	Napa, Calif./Justin-Siena (Yuba College)
26	Khamani Alexander	RB	6-1	205	Fr.	Homestead, Fla./Belen Jesuit
26	Caden Sullivan	ILB	6-2	230	R-Jr.	Spartanburg, S.C./Boiling Springs
27	Ronald Clarke	SAF	6-0	200	5th-Yr. Sr.	Buford, Ga./Mill Creek
27	Michael Dipasquale	RB	5-10	200	R-Fr.	Wake Forest, N.C./Wake Forest
28	Maquel Haywood	RB	5-8	195	Sr.	Wake Forest, N.C./Wake Forest (Navy)
29	Carter Everett	K	5-10	195	R-So.	Boone, N.C./Watauga
29	Santana Hopper	DE	6-2	265	R-So.	Shelby, N.C./Shelby
30	Carter Greene	SAF	6-0	205	R-So.	Shelby, N.C./Crest
31	Dyvon McKinney	SAF	6-0	210	5th-Yr. R-Jr.	Asheboro, N.C./Asheboro (Mercer)
33	Derrell Farrar	ILB	6-1	225	R-So.	Loganville, Ga./Grayson
35	Jack Scroggs	ILB	6-1	230	6th-Yr. R-Sr.	Buford, Ga./Buford (Wofford)
36	Tyshawn Sanders	CB	6-0	175	Fr.	Marion, S.C./Marion
37	Andre Hamilton	STAR	6-0	200	5th-Yr. Sr.	Concord, N.C./Jay M. Robinson
39	Jackson Moore	K	5-10	170	R-Fr.	Waxhaw, N.C./Marvin Ridge (Kentucky)
39	Ashton Parker	CB	6-1	185	Fr.	Greensboro, N.C./Christ School
40	Cole Becker	ILB	6-2	235	R-So.	Nashville, Tenn./Father Ryan
41	Conner Maynard	P	6-3	200	6th-Yr. R-Sr.	Mooresville, N.C./Hough (Miami of Ohio)
42	Christian Johnstone	LS	6-3	250	6th-Yr. R-Sr.	Loganville, Ga./Archer
42	Braxton Veiga	ILB	6-1	215	R-Fr.	Greensboro, N.C./Eastern Guilford
43	Ryan McKinnis	ILB	6-2	225	R-Fr.	Buford, Ga./Buford
43	Cash McVay	K	6-1	180	R-Jr.	Anaheim, Calif./Servite
44	Brodrick Gooch	ILB	6-0	220	R-So.	Cornelius, N.C./Hough
45	Nick Campbell	NOSE	6-4	290	R-So.	Clermont, Fla./Lake Minneola (NC State)
46	Jared Gible	TE	6-4	235	R-Jr.	Winston-Salem, N.C./Oak Grove (Campbell)

ALPHABETICAL

No.	Name	Pos.
97	Abrams-Verwayne, Kevin	DE
4	Aguilar, Joey	QB
26	Alexander, Khamani	RB
56	Arnholt, Kyle	ILB
78	Barbrey, Dylan	OL
22	Baret Jr., Franklin	WR
40	Becker, Cole	ILB
14	Bethea, Jayden	ILB
58	Bradford, Blake	OL
50	Briley, Jackson	DE
76	Burgess, Luke	OL
84	Burkey, Ayden	WR
21	Burks, DJ	SAF
55	Bussey, Jackson	DE
20	Calhoun, Jaylon	RB
45	Campbell, Nick	NOSE
1	Castle, Anderson	RB
6	Chambers, Jason	CB
9	Clark, Markus	NOSE
27	Clarke, Ronald	SAF
10	Coakley, Zahn	WR
11	Cole, Avarion	STAR
12	Collins, Shawn	DE
93	Cooper, DeNigel	DE
77	Davis, Daniel	OL
15	Davis, Thomas	OLB
79	Dewerk, Andres	OL
27	Dipasquale, Michael	RB
75	Doege, Felix	OL
91	Donald, Joshua	NOSE
80	Drag, Max	TE
19	Estep, Cameron	QB
29	Everett, Carter	K
94	Farmer, Bucci	NOSE
4	Farmer, Myles	SAF
33	Farrar, Derrell	ILB
7	Favors, Jordan	SAF
25	Fernandes, Kai	STAR
5	Fletcher, Michael	DE
0	Fowles, William	WR
65	Funk, Gabe	OL
17	Gamble, Zyeir	SAF
53	Ganoe, Jake	OL
89	Gee, Bryce	WR
70	Gentry, Thornton	OL
46	Gibble, Jared	TE
44	Gooch, Brodrick	ILB
30	Greene, Carter	SAF
88	Hale, Luke	WR
37	Hamilton, Andre	STAR
86	Hamlett, Kanen	TE
8	Harrington, Brendan	ILB
24	Haynes, Cahari	ILB
28	Haywood, Maquel	RB
16	Hernandez, David	QB
98	Hertz, Jason	NOSE
12	Hetzel, Michael	WR
25	Hoban, Blake	WR
68	Hollifield, Jack	OL
29	Hopper, Santana	DE
13	Horn, Christian	WR
99	Hughes, Michael	K
15	Jackson, Makai	WR
2	Johnson, Ethan	CB
90	Johnson, Nate	OLB
42	Johnstone, Christian	LS
95	Kelley, Montez	DE
83	Kelly, Jack	TE

#	Name	Post.	Ht.	Wt.	Yr./Elig.	Hometown/High School (Previous College)	No.	Name	Pos.
46	Isaiah McGuffin	ILB	6-0	220	R-Fr.	Winston-Salem, N.C./Oak Grove	48	Lair, Luke	CB
48	Luke Lair	CB	6-2	185	R-So.	Wake Forest, N.C./Wakefield	49	Lake, Mitchell	P
49	Mitchell Lake	P	5-11	195	So.	Brisbane, Australia/Saint Peters Lutheran	73	Langlo, Garner	OL
49	Randy Marion III	ILB	6-0	210	R-Fr.	Moorestville, N.C./IMG Academy	85	Larkins, David	TE
50	Jackson Briley	DE	6-4	230	Fr.	Wake Forest, N.C./Wake Forest	21	Larson, Reece	WR
51	Anthony Rosier	OLB	6-4	235	Fr.	Windermere, Fla./Wekiva	82	Lawson Jr., Chris	WR
52	Orlando Leon	OLB	6-2	225	R-So.	Boone, N.C./Watauga	18	Lenhardt, Trey	SAF
52	Cayden Sweatt	OL	6-4	295	R-Fr.	Bremen, Ga./Bremen	81	Leon, Jose	WR
53	Jake Ganoe	OL	6-2	290	R-So.	Cary, N.C./Panther Creek	52	Leon, Orlando	OLB
54	Gabriel Simpkins	LS	6-0	215	So.	Raleigh, N.C./Leesville Road (UNC Pembroke)	49	Marion III, Randy	ILB
55	Jackson Bussey	DE	6-3	240	Fr.	Berkeley Lake, Ga./Norcross	64	Marotta, Michael	OL
56	Kyle Arnholt	ILB	6-2	230	R-Jr.	Roanoke, Va./Lord Botetourt	3	Marshall, Ahmani	RB
58	Blake Bradford	OL	6-6	275	R-Fr.	Denver, N.C./East Lincoln	41	Maynard, Conner	P
60	Ethan Ryan	OL	6-3	290	5th-Yr. R-Jr.	Summerfield, N.C./No. Guilford (UNC Pembroke)	13	Mc-Cantos, Elijah	DB
62	JT Sowell	OL	6-3	275	Fr.	West Columbia, S.C./Gray Collegiate Academy	46	McGuffin, Isaiah	ILB
63	Jayden Ramsey	OL	6-6	300	R-Jr.	Anderson, S.C./Westside	31	McKinney, Dyvon	SAF
64	Michael Marotta	OL	6-5	310	5th-Yr. R-Jr.	Spring Hill, Fla./Nature Coast Tech (Valdosta State)	43	McKinnis, Ryan	ILB
65	Gabe Funk	OL	6-6	305	Fr.	Xenia, Ohio/Xenia	43	McVay, Cash	K
66	Danny Stevens	OL	6-4	300	R-Fr.	Charlotte, N.C./Charlotte Christian	92	Mebane, AJ	OLB
67	Thomas Shrader	OL	6-5	305	5th-Yr. R-Jr.	Venice, Fla./Venice (Florida State)	39	Moore, Jackson	K
68	Jack Hollifield	OL	6-4	300	R-Jr.	Shelby, N.C./Shelby (Virginia Tech)	20	Neal, Kaleb	SAF
70	Thornton Gentry	OL	6-4	305	R-Jr.	Chapin, S.C./Chapin (NC State)	39	Parker, Ashton	CB
72	Markell Samuel	OL	6-4	300	5th-Yr. R-Jr.	Fayetteville, N.C./E.E. Smith	10	Phares, Colton	SAF
73	Garner Langlo	OL	6-7	300	R-Jr.	Hartford, Ala./Trinity Catholic (Auburn)	63	Ramsey, Jayden	OL
74	Griffin Scroggs	OL	6-3	325	R-So.	Grayson, Ga./Grayson (Georgia)	14	Roberts, Kanye	RB
75	Felix Doege	OL	6-4	300	Fr.	Augsburg, Germany/Rabun Gap-Nacoochee	16	Robertson, Seth	CB
76	Luke Burgess	OL	6-8	315	R-Fr.	New Palestine, Ind./New Palestine (Louisville)	2	Robinson, Kaedin	WR
77	Daniel Davis	OL	6-6	295	R-Fr.	Winston-Salem, N.C./Oak Grove	51	Rosier, Anthony	OLB
78	Dylan Barbrey	OL	6-6	305	Fr.	West Columbia, S.C./Airport	60	Ryan, Ethan	OL
79	Andres Dewerk	OL	6-7	340	5th-Yr. R-Jr.	San Jose, Calif./Los Gatos (Southern Cal)	72	Samuel, Markell	OL
80	Max Drag	TE	6-4	245	R-Fr.	Chapin, S.C./Chapin	36	Sanders, Tyshawn	CB
81	Jose Leon	WR	5-10	175	Fr.	Miami, Fla./Columbus	74	Scroggs, Griffin	OL
82	Chris Lawson Jr.	WR	6-0	185	R-Fr.	Columbia, S.C./Ridge View	35	Scroggs, Jack	ILB
83	Jack Kelly	TE	6-3	240	Fr.	Athens, Ga./North Oconee	18	Short, Xavier	WR
84	Ayden Burkey	WR	5-11	185	3rd-Yr. R-Fr.	Waxhaw, N.C./Myers Park (Virginia Tech)	67	Shrader, Thomas	OL
85	David Larkins	TE	6-5	255	R-Jr.	Cincinnati, Ohio/Elder	54	Simpkins, Gabriel	LS
86	Kanen Hamlett	TE	6-4	245	R-So.	Madison, Ala./Madison Academy	62	Sowell, JT	OL
87	Eli Wilson	TE	6-3	240	5th-Yr. Sr.	Piedmont, S.C./Wren	66	Stevens, Danny	OL
88	Luke Hale	WR	6-3	190	R-So.	Asheville, N.C./A.C. Reynolds	8	Stroman, Dalton	WR
89	Bryce Gee	WR	6-2	190	Fr.	Jacksonville, Fla./Beachside	26	Sullivan, Caden	ILB
90	Nate Johnson	OLB	6-5	240	So.	Gaffney, S.C./Gaffney	52	Sweatt, Cayden	OL
91	Joshua Donald	NOSE	6-1	320	Jr.	Durham, N.C./Jordan (Troy)	19	Taylor, Nick	CB
92	AJ Mebane	OLB	6-3	250	R-Fr.	Durham, N.C./Southern Durham	17	Thomas, Jalik	STAR
93	DeNigel Cooper	DE	6-3	240	Fr.	Kingsland, Ga./Camden County	11	Tucker, Grant	WR
94	Bucci Farmer	NOSE	6-1	310	Fr.	Atlanta, Ga./Westlake	42	Veiga, Braxton	ILB
95	Montez Kelley	DE	6-5	275	5th-Yr. Sr.	Cincinnati, Ohio/Purcell Marian (Tiffin)	9	Wiles, Billy	QB
96	Josiah Wyatt	DE	6-4	265	R-So.	Buford, Ga./Buford	22	Wilson, DaRon	CB
97	Kevin Abrams-Verwayne	DE	6-3	260	6th-Yr. R-Sr.	Marietta, Ga./Marietta (Garden City C.C.)	87	Wilson, Eli	TE
98	Jason Hertz	NOSE	6-4	295	R-Fr.	Indian Trail, N.C./Porter Ridge	6	Wilson, Matthew	QB
99	Michael Hughes	K	6-3	190	Sr.	Charleston, W.Va./George Washington	96	Wyatt, Josiah	DE
							0	Yowe, Trenton Alan	CB

PRONUNCIATION GUIDE

Appalachian app-uh-LATCH-in
 (Kevin) **Abrams-Verwayne** VUR-wayne
 (Joey) **Aguilar** AG-uh-lar
 (Jayden) **Bethea** buh-THAY-uh
Jaylon (Calhoun) JAY-lun
Zahn (Coakley) zon
Avarion (Cole) uh-VAR-ee-on
Andres Dewerk ON-drays dew-IRK
 (Michael) **Dipasquale** dee-puh-SQUAL-ay
 (Felix) **Doege** DOO-guh
 (Cameron) **Estep** EE-step
Derrell Farrar duh-RELL furr-ARE
 (Kai) **Fernandes** fur-nan-DEESH
 (William) **Fowles** FOULS
Zyeir (Gamble) zie-EAR
Cahari (Haynes) kuh-HARR-ee

Maquel (Haywood) muh-KELL
 (Michael) **Hetzel** HETZ-ull
Christan (Horn) like Christian
 (Michael) **Marotta** muh-RAH-tuh
Ahmani (Marshall) uh-MAHN-ee
 (Conner) **Maynard** MAY-nurd
 (AJ) **Mebane** MEH-ben
 (Colton) **Phares** FAIR-es
Kaedin (Robinson) KAY-din
 (Anthony) **Rosier** row-ZEER
 (JT) **Sowell** (rhymes with towel)
Jalik (Thomas) JAH-leak
Josiah (Wyatt) joe-ZYE-uh
 (Trenton Alan) **Yowe** Yow (rhymes with Wow)

COACHES/STAFF

(Matt) **Greenhalgh** GREEN-hall
KaRon (White) kuh-RON



2024-25 App State Football
Game Results
All games

Team Results

	Date	Opponent		Score	Overall	Conf	Time	Attend
	08/31/2024	ETSU	W	38-10	1-0	0-0	3:02	36232
	09/07/2024	at Clemson	L	20-66	1-1	0-0	3:32	81500
	09/14/2024	at East Carolina	W	21-19	2-1	0-0	3:22	46117
*	09/19/2024	South Alabama	L	14-48	2-2	0-1	3:42	34133
*	10/05/2024	at Marshall	L	37-52	2-3	0-2	3:40	28023
*	10/12/2024	at Louisiana	L	24-34	2-4	0-3	3:25	14058
*	10/26/2024	Georgia St.	W	33-26	3-4	1-3	3:13	33783
*	11/02/2024	Old Dominion	W	28-20	4-4	2-3	3:07	34954
*	11/07/2024	at Coastal Carolina	L	24-38	4-5	2-4	3:18	19415
*	11/23/2024	James Madison	W	34-20	5-5	3-4	3:19	34012



2024-25 App State Football
Overall Team Statistics
All games

Team Statistics

	APP	OPP
Scoring	273	333
Points per game	27.3	33.3
Points Off Turnovers	17	60
First Downs	237	213
Rushing	94	104
Passing	120	90
Penalty	23	19
Rushing Yardage	1517	1983
Yards gained rushing	1743	2169
Yards lost rushing	226	186
Rushing attempts	348	370
Average per rush	4.4	5.4
Average per game	151.7	198.3
TDs Rushing	12	21
Passing Yardage	2713	2197
Comp-Att-Int	199-357-14	178-263-4
Average per pass	7.6	8.4
Average per catch	13.6	12.3
Average per game	271.3	219.7
TDs Passing	21	19
Total offense	4230	4180
Total plays	705	633
Average per play	6.0	6.6
Average per game	423.0	418.0
Kick returns: #-Yards	22-433	26-480
Punt returns: #-Yards	5-57	19-160
Int returns: #-Yards	4-21	14-213
Kick return average	19.7	18.5
Punt return average	11.4	8.4
Int return average	5.3	15.2
Fumbles-Lost	9-6	14-7
Penalties-Yards	56-533	70-637
Average per game	53.3	63.7
Punts-Yards	38-1533	33-1382
Average per punt	40.3	41.9
Net punt average	35.1	35.6
Kickoffs-Yards	52-3049	67-4277
Average per kick	58.6	63.8
Net kick average	37.5	40.5
Time of possession / game	30:04	29:47
3rd-down conversion	54/131	51/114
3rd-down pct	41%	45%
4th-down conversion	12/19	5/14



**2024-25 App State Football
Overall Team Statistics
All games**

	APP	OPP
4th-down pct	63%	36%
Sacks by-Yards	20-106	15-149
Misc Yards	0	0
Touchdowns scored	34	42
Field goals - attempts	11-13	14-16
On-Side kicks	0-3	0-0
Red-zone scores	(30-40) 75%	(33-36) 92%
Red-zone touchdowns	(22-40) 55%	(23-36) 64%
PAT-attempts	(30-30) 100%	(39-41) 95%
2-point conversion-attempts	(2-4) 50%	(0-1) 0%
Attendance	173114	189113
Games / Avg per game	5/34623	5/37823
Neutral site games	-	0/0

Score by Periods

Team	1st	2nd	3rd	4th	OT	TOT
App State	22	126	52	73	0	273
Opponents	99	120	66	48	0	333



**2024-25 App State Football
Individual Statistics
All games**

Rushing

Player	gp	att	gain	loss	net	avg	td	lg	avg/g
Ahmani Marshall	10	125	595	9	586	4.7	6	29	58.6
Kanye Roberts	8	82	340	8	332	4.0	1	18	41.5
Anderson Castle	9	45	241	18	223	5.0	1	21	24.8
Joey Aguilar	10	56	345	152	193	3.4	2	49	19.3
Maquel Haywood	7	23	117	3	114	5.0	1	18	16.3
Makai Jackson	10	5	90	0	90	18.0	1	47	9.0
Kaedin Robinson	9	1	13	0	13	13.0	0	13	1.4
Jaylon Calhoun	6	1	2	0	2	2.0	0	2	0.3
Team	10	10	0	36	-36	-3.6	0	0	-3.6
Total	10	348	1743	226	1517	4.4	12	49	151.7
Opponents	10	370	2169	186	1983	5.4	21	83	198.3

Passing

Player	gp	effic	comp-att-int	pct	yds	td	lg	avg/g
Joey Aguilar	10	133.0	199-355-12	56.1	2713	21	83	271.3
Kaedin Robinson	9	-200.0	0-1-1	0.0	0	0	0	0.0
Billy Wiles	2	-200.0	0-1-1	0.0	0	0	0	0.0
Team	10	397.0	0-0-0	0.0	0	0	0	0.0
Total	10	131.1	199-357-14	55.7	2713	21	83	271.3
Opponents	10	158.6	178-263-4	67.7	2197	19	76	219.7

Receiving

Player	gp	no.	yds	avg	td	lg	avg/g
Kaedin Robinson	9	53	840	15.8	2	50	93.3
Makai Jackson	10	38	588	15.5	4	64	58.8
Eli Wilson	8	20	236	11.8	4	34	29.5
Dalton Stroman	9	20	307	15.4	5	47	34.1
Christan Horn	8	18	336	18.7	1	83	42.0
Anderson Castle	9	12	82	6.8	0	20	9.1
Ahmani Marshall	10	10	57	5.7	0	11	5.7
Kanye Roberts	8	8	80	10.0	1	16	10.0
David Larkins	8	5	18	3.6	1	6	2.3
Maquel Haywood	7	5	52	10.4	0	17	7.4
Kanen Hamlett	10	4	35	8.8	2	19	3.5
Michael Hetzel	10	3	42	14.0	0	27	4.2
William Fowles	10	2	29	14.5	0	19	2.9
Max Drag	10	1	11	11.0	1	11	1.1
Total	10	199	2713	13.6	21	83	271.3
Opponents	10	178	2197	12.3	19	76	219.7

Punt Returns

Player	no.	yds	avg	td	lg
Kaedin Robinson	2	36	18.0	0	30
Makai Jackson	1	12	12.0	0	12
Michael Hetzel	0	9	0.0	1	9
Ahmani Marshall	1	0	0.0	0	0
Cahari Haynes	1	0	0.0	0	0
Total	5	57	11.4	1	30
Opponents	19	160	8.4	0	29

Interceptions

Player	no.	yds	avg	td	lg
Seth Robertson	1	21	21.0	0	21
Jordan Favors	1	0	0.0	0	0
Jason Chambers	1	0	0.0	0	0
Zyeir Gamble	1	0	0.0	0	0
Total	4	21	5.3	0	21
Opponents	14	213	15.2	2	96

Kick Returns

Player	no.	yds	avg	td	lg
Kanye Roberts	8	162	20.3	0	27
Makai Jackson	8	156	19.5	0	34
Maquel Haywood	6	115	19.2	0	31
Total	22	433	19.7	0	34
Opponents	26	480	18.5	0	32

Fumbles Recovered

Player	no.	yds	avg	td	lg
Shawn Collins	2	0	0.0	0	0
Brendan Harrington	1	0	0.0	0	0
Michael Fletcher	1	0	0.0	0	0
Jordan Favors	1	0	0.0	0	0
Thomas Davis	1	0	0.0	0	0
Andre Hamilton	1	0	0.0	0	0
Total	7	0	0.0	0	0
Opponents	6	77	12.8	0	70



**2024-25 App State Football
Individual Statistics
All games**

Scoring

Player	td	fg	PAT				dxp	saf	pts
			kick	rush	rcv	pass			
Ahmani Marshall	6	-	-	-	-	-	-	-	36
Michael Hughes	-	7-7	14-14	-	-	-	-	-	35
Dalton Stroman	5	-	-	-	-	-	-	-	30
Makai Jackson	5	-	-	-	-	-	-	-	30
Jackson Moore	-	4-6	16-16	-	-	-	-	-	28
Eli Wilson	4	-	-	-	1	-	-	-	26
Joey Aguilar	2	-	-	1	-	1	-	-	14
Kaedin Robinson	2	-	-	-	-	-	-	-	12
Kanen Hamlett	2	-	-	-	-	-	-	-	12
Kanye Roberts	2	-	-	-	-	-	-	-	12
Christan Horn	1	-	-	-	-	-	-	-	6
Michael Hetzel	1	-	-	-	-	-	-	-	6
Anderson Castle	1	-	-	-	-	-	-	-	6
David Larkins	1	-	-	-	-	-	-	-	6
Maquel Haywood	1	-	-	-	-	-	-	-	6
Max Drag	1	-	-	-	-	-	-	-	6
Total	34	11-13	30-30	1	1	1	0	1	273
Opponents	42	14-16	39-41	0	0	0	0	0	333

Total Offense

Player	g	plays	rush	pass	total	avg/g
Joey Aguilar	10	411	193	2713	2906	290.6
Ahmani Marshall	10	125	586	0	586	58.6
Kanye Roberts	8	82	332	0	332	41.5
Anderson Castle	9	45	223	0	223	24.8
Maquel Haywood	7	23	114	0	114	16.3
Makai Jackson	10	5	90	0	90	9.0
Kaedin Robinson	9	2	13	0	13	1.4
Jaylon Calhoun	6	1	2	0	2	0.3
Team	10	0	-36	0	-36	-3.6
Total	10	705	1517	2713	4230	423.0
Opponents	10	633	1983	2197	4180	418.0

Punting

Player	no.	yds	avg	lg	tb	fc	i20	50+	blk
Conner Maynard	27	1113	41.2	50	2	5	9	1	0
Mitchell Lake	11	420	38.2	61	0	3	2	1	0
Total	38	1533	40.3	61	2	8	11	2	0
Opponents	33	1382	41.9	66	8	11	7	9	2

Kickoffs

Player	no.	yds	avg	tb	ob	retn	net	ydIn
Michael Hughes	24	1476	61.5	15	0			
Cash McVay	21	1292	61.5	5	0			
Jackson Moore	7	281	40.1	0	1			
Total	52	3049	58.6	20	1	26	37.5	27
Opponents	67	4277	63.8	42	1	22	40.5	24

Field Goals

Player	fg	pct.	01-19	20-29	30-39	40-49	50-99	lg	blk
Michael Hughes	7-7	100.0	0-0	2-2	4-4	1-1	0-0	41	0
Jackson Moore	4-6	66.7	0-0	0-0	2-4	2-2	0-0	44	0
Opponents	14-16	87.5	0-0	5-5	4-5	3-3	2-3	53	0

FG Sequence

Team Name	App State	Opponents
Louisiana	(44)	(32),60,(53)
James Madison	(23),(41)	(46),(52)
Marshall	(42),39	(38)
Coastal Carolina	(38)	(29)
Georgia St.	34,(33)	(26),(38)
ETSU	(32)	(25)
Clemson	(36),(35)	(36)
East Carolina	(28),(35)	(48),36,(43)
Old Dominion		(25),(25)

Numbers in (parentheses) indicate field goal was made

All Purpose

Player	g	rush	rcv	pr	kr	ir	total	avg/g
Kaedin Robinson	9	13	840	36	0	0	889	98.8
Makai Jackson	10	90	588	12	156	0	846	84.6
Ahmani Marshall	10	586	57	0	0	0	643	64.3
Kanye Roberts	8	332	80	0	162	0	574	71.8
Christan Horn	8	0	336	0	0	0	336	42.0
Dalton Stroman	9	0	307	0	0	0	307	34.1
Anderson Castle	9	223	82	0	0	0	305	33.9
Maquel Haywood	7	114	52	0	115	0	281	40.1
Eli Wilson	8	0	236	0	0	0	236	29.5
Joey Aguilar	10	193	0	0	0	0	193	19.3
Michael Hetzel	9	0	42	9	0	0	51	5.7
Kanen Hamlett	10	0	35	0	0	0	35	3.5
William Fowles	10	0	29	0	0	0	29	2.9
Seth Robertson	10	0	0	0	0	21	21	2.1
David Larkins	8	0	18	0	0	0	18	2.3
Max Drag	10	0	11	0	0	0	11	1.1
Jaylon Calhoun	6	2	0	0	0	0	2	0.3
Team	10	-36	0	0	0	0	-36	-3.6
Total	10	1517	2713	57	433	21	4741	474.1
Opponents	10	1983	2197	160	480	213	5033	503.3



**2024-25 App State Football
Overall Defense Statistics
All games**

##	Player	gp	Tackles			tfl/yds	Sacks no-yds	Pass defense			Fumbles		blkd	
			ua	a	tot			int-yds	brup	qbh	fr-yds	ff	kick	saf
8	Brendan Harrington	10	28	33	61	3-5	.	.	1	2	1-0	.	.	.
56	Kyle Arnholt	10	13	40	53	1.5-2	.	.	.	2
21	DJ Burks	10	26	27	53	2.5-7
7	Jordan Favors	10	20	19	39	1-2	.	1-0	4	.	1-0	.	.	.
15	Thomas Davis	10	11	23	34	3.5-18	2-14	.	.	1	1-0	.	.	.
26	Caden Sullivan	10	13	20	33	0.5-1	.	.	1	2
27	Ronald Clarke	8	16	14	30	1
6	Jason Chambers	10	19	11	30	.	.	1-0	1
91	Joshua Donald	10	11	18	29	5.5-21	3-19	.	.	1	.	1	.	.
29	Santana Hopper	9	14	15	29	8.5-35	5-23	2	.	.
90	Nate Johnson	10	8	20	28	1.5-6	0.5-1	.	1	1
95	Montez Kelley	10	9	17	26	1.5-4	1-2
11	Avarion Cole	9	10	16	26	1.5-5	.	.	1
2	Ethan Johnson	10	15	7	22	.	.	.	3	1	.	1	.	.
17	Zyeir Gamble	8	9	11	20	.	.	1-0	1
16	Seth Robertson	10	8	8	16	1-1	.	1-21
12	Shawn Collins	10	8	8	16	3-14	2-13	.	1	4	2-0	2	.	.
13	Elijah Mc-Cantos	10	6	9	15
5	Michael Fletcher	9	5	10	15	4.5-18	4-17	.	.	6	1-0	.	.	.
37	Andre Hamilton	10	8	5	13	1-0	1	.	.
24	Cahari Haynes	10	7	6	13	2-9	1-5	1	.
33	Derrell Farrar	2	6	6	12	2-8	1-7	.	.	1
19	Nick Taylor	6	5	5	10	.	.	.	1
97	Kevin Abrams-Verwayne	4	2	7	9	1-5	0.5-5	.	.	1
0	Trenton Alan Yowe	9	5	4	9
4	Myles Farmer	3	2	7	9	0.5-0
98	Jason Hertz	8	.	8	8	0.5-1	.	.	.	1
17	Jalik Thomas	4	6	2	8	1-2
45	Nick Campbell	6	2	5	7
10	Colton Phares	10	3	3	6
96	Josiah Wyatt	10	2	2	4
92	AJ Mebane	7	1	2	3
80	Max Drag	10	1	1	2
9	Markus Clark	2	2	.	2
15	Makai Jackson	10	2	.	2
67	Thomas Shrader	10	1	.	1
13	Christan Horn	8	1	.	1
1	Anderson Castle	9	.	1	1
87	Eli Wilson	8	1	.	1
68	Jack Hollifield	10	1	.	1
14	Kanye Roberts	8	1	.	1
43	Cash McVay	5	1	.	1
42	Christian Johnstone	10	1	.	1
3	Ahmani Marshall	10	1	.
	Totals	10	310	390	700	46-164	20-106	4-21	15	24	7-0	7	2	1
	Opponents	10	310	398	708	45-203	15-149	14-213	51	54	6-77	7	0	0



2024-25 App State Football
Passing Game-by-Game
All games

#4 Joey Aguilar	Comp	Att	Int	Pct	Yards	TD	Long	Sacked	Effic.
ETSU	22	36	0	61.1	326	2	83	0-0	155.5
Clemson	18	41	0	43.9	214	1	29	1-7	95.8
East Carolina	32	47	2	68.1	424	2	49	1-0	149.4
South Alabama	21	40	1	52.5	266	1	49	1-13	111.6
Marshall	26	44	2	59.1	293	2	27	4-30	120.9
Louisiana	20	42	4	47.6	236	3	26	2-20	99.3
Georgia St.	18	27	0	66.7	299	3	50	0-0	196.4
Old Dominion	13	24	1	54.2	212	4	46	0-0	175.0
Coastal Carolina	17	31	2	54.8	226	1	39	4-65	113.8
James Madison	12	23	0	52.2	217	2	64	2-14	160.1
Totals	199	355	12	56.1	2713	21	83	15-149	133.0

#9 Billy Wiles	Comp	Att	Int	Pct	Yards	TD	Long	Sacked	Effic.
Clemson	0	1	1	0.0	0	0	0	0-0	-200.0
Totals	0	1	1	0.0	0	0	0	0-0	-200.0

#2 Kaedin Robinson	Comp	Att	Int	Pct	Yards	TD	Long	Sacked	Effic.
Clemson	0	1	1	0.0	0	0	0	0-0	-200.0
Totals	0	1	1	0.0	0	0	0	0-0	-200.0



**2024-25 App State Football
Rushing/Receiving Game-by-Game
All games**

Rushing

Player	No-Yds/TD	ETSU	CU	ECU	USA	Marsh	LA	GSU	ODU	CCU	JMU
Ahmani Marshall	125-586/6	3-13/0	7-28/0	4-8/0	4-17/0	10-48/2	4-5/0	18-115/1	23-120/0	28-124/2	24-108/1
Kanye Roberts	82-332/1	9-35/0	5-13/0	5-15/0	8-38/0	13-36/1	26-148/0	13-38/0	3-9/0	DNP	DNP
Joey Aguilar	56-193/2	5-19/2	2--3/0	8-28/0	2--11/0	10-55/0	5-2/0	2-8/0	7-61/0	10-30/0	5-4/0
Anderson Castle	45-223/1	9-28/0	7-80/1	17-40/0	6-36/0	-	-	2-20/0	DNP	1-1/0	3-18/0
Maquel Haywood	23-114/1	4-19/0	3-5/0	-	7-47/1	6-24/0	DNP	DNP	DNP	-	3-19/0
Makai Jackson	5-90/1	1-47/1	2-24/0	-	-	1-17/0	-	1-2/0	-	-	-
Kaedin Robinson	1-13/0	1-13/0	-	-	-	-	-	-	-	-	DNP
Jaylon Calhoun	1-2/0	-	1-2/0	-	-	-	-	DNP	DNP	DNP	DNP

Receiving

Player	No-Yds/TD	ETSU	CU	ECU	USA	Marsh	LA	GSU	ODU	CCU	JMU
Kaedin Robinson	53-840/2	8-103/0	3-58/0	7-129/0	6-85/0	8-94/0	7-96/0	5-121/0	4-78/1	5-76/1	DNP
Makai Jackson	38-588/4	2-24/0	6-54/1	6-86/1	2-32/0	5-29/0	5-48/0	4-67/1	1-15/0	2-71/0	5-162/1
Dalton Stroman	20-307/5	DNP	-	2-21/0	2-60/1	5-75/2	2-15/0	2-32/1	2-55/1	4-43/0	1-6/0
Eli Wilson	20-236/4	3-43/1	3-26/0	4-53/1	-	1-15/0	3-53/1	2-13/0	DNP	DNP	4-33/1
Christan Horn	18-336/1	3-89/1	3-47/0	5-108/0	4-47/0	DNP	1-8/0	2-37/0	DNP	-	-
Anderson Castle	12-82/0	2-20/0	1-19/0	5-13/0	3-10/0	-	-	1-20/0	DNP	-	-
Ahmani Marshall	10-57/0	-	1-1/0	1-3/0	-	1-6/0	-	-	1-11/0	6-36/0	-
Kanye Roberts	8-80/1	3-37/0	-	-	2-9/0	-	1-15/1	-	2-19/0	DNP	DNP
Maquel Haywood	5-52/0	-	1-9/0	-	2-23/0	2-20/0	DNP	DNP	DNP	-	-
David Larkins	5-18/1	-	-	1-3/0	-	2-8/0	1-1/1	-	DNP	DNP	1-6/0
Kanen Hamlett	4-35/2	-	-	1-8/0	-	-	-	1-4/1	2-23/1	-	-
Michael Hetzel	3-42/0	-	-	-	-	1-27/0	DNP	1-5/0	-	-	1-10/0
William Fowles	2-29/0	1-10/0	-	-	-	1-19/0	-	-	-	-	-
Max Drag	1-11/1	-	-	-	-	-	-	-	1-11/1	-	-



**2024-25 App State Football
Total Tackles Game-by-Game
All games**

Total Tackles

Player	S-A	Total	ETSU	CU	ECU	USA	Marsh	LA	GSU	ODU	CCU	JMU
Brendan Harrington	28-33	61	1-5	2-4	1-1	1-1	1-3	6-0	2-3	6-3	4-6	4-7
DJ Burks	26-27	53	0-2	4-2	5-3	6-8	1-0	3-2	-	2-4	2-4	3-2
Kyle Arnholt	13-40	53	0-10	2-0	1-2	0-4	0-8	4-0	1-4	2-3	1-0	2-9
Jordan Favors	20-19	39	-	4-1	0-2	0-1	3-0	2-1	5-5	1-5	3-3	2-1
Thomas Davis	11-23	34	3-1	-	1-2	1-1	1-4	3-1	1-4	1-2	0-3	0-5
Caden Sullivan	13-20	33	2-4	3-2	4-5	2-4	1-2	1-2	0-1	-	-	-
Jason Chambers	19-11	30	-	2-2	2-0	0-3	0-1	3-1	3-3	2-1	2-0	5-0
Ronald Clarke	16-14	30	2-3	4-4	3-2	1-1	2-2	-	4-2	DNP	-	DNP
Santana Hopper	14-15	29	DNP	0-1	2-1	1-2	0-2	2-0	1-4	1-2	4-1	3-2
Joshua Donald	11-18	29	0-2	0-1	2-3	-	1-3	2-1	2-1	3-1	1-0	0-6
Nate Johnson	8-20	28	0-5	-	-	1-2	1-3	1-0	1-0	0-6	3-2	1-2
Avarion Cole	10-16	26	2-1	1-1	2-1	2-6	2-0	DNP	-	1-4	0-3	-
Montez Kelley	9-17	26	1-2	1-1	2-0	2-0	0-3	1-1	0-3	1-0	1-3	0-4
Ethan Johnson	15-7	22	0-2	1-0	1-0	1-1	3-0	1-0	3-1	1-2	3-0	1-1
Zyeir Gamble	9-11	20	DNP	-	-	-	DNP	3-0	-	0-4	3-4	3-3
Shawn Collins	8-8	16	1-1	-	0-2	0-1	1-2	-	2-1	3-1	-	1-0
Seth Robertson	8-8	16	1-1	0-1	-	0-2	-	2-1	1-0	2-2	-	2-1
Elijah Mc-Cantos	6-9	15	0-1	4-1	1-0	0-2	-	0-1	0-2	1-1	-	0-1
Michael Fletcher	5-10	15	-	-	DNP	0-1	0-1	1-0	0-3	2-2	0-3	2-0
Andre Hamilton	8-5	13	0-2	4-1	-	0-1	1-0	2-1	1-0	-	-	-
Cahari Haynes	7-6	13	1-1	1-0	1-3	2-1	2-1	-	-	-	-	-
Derrell Farrar	6-6	12	2-1	4-5	DNP	DNP	DNP	DNP	DNP	DNP	DNP	DNP
Nick Taylor	5-5	10	DNP	DNP	DNP	DNP	-	1-0	1-1	2-1	1-1	0-2
Trenton Alan Yowe	5-4	9	2-1	2-0	-	0-1	0-1	-	DNP	-	-	1-1
Myles Farmer	2-7	9	1-1	0-2	DNP	DNP	1-4	DNP	DNP	DNP	DNP	DNP
Kevin Abrams-Verwayne	2-7	9	1-4	0-1	1-0	0-2	DNP	DNP	DNP	DNP	DNP	DNP
Jalik Thomas	6-2	8	1-1	2-1	2-0	1-0	DNP	DNP	DNP	DNP	DNP	DNP
Jason Hertz	0-8	8	0-1	-	0-3	DNP	DNP	-	0-1	0-2	0-1	-
Nick Campbell	2-5	7	-	0-1	DNP	2-2	0-2	-	DNP	DNP	-	DNP
Colton Phares	3-3	6	-	-	-	-	1-2	DNP	0-1	-	2-0	-
Josiah Wyatt	2-2	4	0-2	1-0	-	1-0	-	-	-	-	-	-
Aj Mebane	1-2	3	0-2	-	1-0	-	DNP	-	DNP	DNP	-	-
Markus Clark	2-0	2	-	2-0	DNP	DNP	DNP	DNP	DNP	DNP	DNP	DNP
Makai Jackson	2-0	2	-	-	-	-	-	1-0	-	1-0	-	-
Max Drag	1-1	2	-	-	-	0-1	-	-	-	-	-	1-0
Christan Horn	1-0	1	-	-	-	1-0	DNP	-	-	DNP	-	-
Kanye Roberts	1-0	1	-	-	-	-	-	1-0	-	-	DNP	DNP
Christian Johnstone	1-0	1	-	-	-	1-0	-	-	-	-	-	-
Cash McVay	1-0	1	DNP	DNP	DNP	DNP	-	-	1-0	-	-	DNP
Thomas Shrader	1-0	1	-	-	-	-	-	-	-	-	1-0	-
Jack Hollifield	1-0	1	-	-	-	-	-	-	-	-	1-0	-
Eli Wilson	1-0	1	-	-	-	-	-	1-0	-	DNP	DNP	-
Anderson Castle	0-1	1	-	-	-	-	-	-	-	DNP	-	0-1



**2024-25 App State Football
Sacks Game-by-Game
All games**

Player	UA-A	Total	ETSU	CU	ECU	USA	Marsh	LA	GSU	ODU	CCU	JMU
Santana Hopper	4-2	5	DNP	-	1-2	1-1	-	-	2-19	-	-	1-1
Michael Fletcher	3-2	4	-	-	DNP	-	-	-	0.5-4	1.5-7	-	2-6
Joshua Donald	3-0	3	-	-	1-8	-	-	-	-	2-11	-	-
Shawn Collins	2-0	2	-	-	-	-	-	-	-	1-3	-	1-10
Thomas Davis	1-2	2	1.5-9	-	-	-	-	-	0.5-5	-	-	-
Cahari Haynes	1-0	1	-	-	1-5	-	-	-	-	-	-	-
Derrell Farrar	1-0	1	1-7	-	DNP	DNP	DNP	DNP	DNP	DNP	DNP	DNP
Montez Kelley	1-0	1	-	-	1-2	-	-	-	-	-	-	-
Nate Johnson	0-1	0.5	-	-	-	-	-	-	-	0.5-1	-	-
Kevin Abrams-Verwayne	0-1	0.5	0.5-5	-	-	-	DNP	DNP	DNP	DNP	DNP	DNP



**2024-25 App State Football
Tackles For Loss Game-by-Game
All games**

Player	UA-A	Total	ETSU	CU	ECU	USA	Marsh	LA	GSU	ODU	CCU	JMU
Santana Hopper	6-5	8.5	DNP	-	1.0-2	1.5-3	-	1.0-1	2.0-19	0.5-1	-	2.5-9
Joshua Donald	5-1	5.5	-	-	1.0-8	-	-	1.0-1	-	3.0-12	-	0.5-0
Michael Fletcher	3-3	4.5	-	-	DNP	-	-	-	0.5-4	1.5-7	0.5-1	2.0-6
Thomas Davis	2-3	3.5	1.5-9	-	-	-	1.5-4	-	0.5-5	-	-	-
Shawn Collins	3-0	3.0	-	-	-	-	-	-	1.0-1	1.0-3	-	1.0-10
Brendan Harrington	2-2	3.0	0.5-1	-	-	-	-	-	1.0-2	-	1.5-2	-
DJ Burks	2-1	2.5	-	1.0-1	-	1.0-5	-	-	-	0.5-1	-	-
Cahari Haynes	2-0	2.0	-	-	1.0-5	-	1.0-4	-	-	-	-	-
Derrell Farrar	2-0	2.0	1.0-7	1.0-1	DNP	DNP	DNP	DNP	DNP	DNP	DNP	DNP
Avarion Cole	1-1	1.5	1.0-2	-	-	0.5-3	-	DNP	-	-	-	-
Kyle Arnholt	1-1	1.5	-	-	-	0.5-0	-	1.0-2	-	-	-	-
Nate Johnson	1-1	1.5	-	-	-	-	-	-	-	0.5-1	1.0-5	-
Montez Kelley	1-1	1.5	-	-	1.0-2	-	-	-	0.5-2	-	-	-
Jordan Favors	1-0	1.0	-	1.0-2	-	-	-	-	-	-	-	-
Seth Robertson	1-0	1.0	-	-	-	-	-	-	-	1.0-1	-	-
Jalik Thomas	1-0	1.0	1.0-2	-	-	-	DNP	DNP	DNP	DNP	DNP	DNP
Kevin Abrams-Verwayne	0-2	1.0	1.0-5	-	-	-	DNP	DNP	DNP	DNP	DNP	DNP
Myles Farmer	0-1	0.5	-	-	DNP	DNP	0.5-0	DNP	DNP	DNP	DNP	DNP
Caden Sullivan	0-1	0.5	-	-	-	0.5-1	-	-	-	-	-	-
Jason Hertz	0-1	0.5	-	-	-	DNP	DNP	-	0.5-1	-	-	-



**2024-25 App State Football
Team Game-by-Game
All games**

Date	Opponent	Rushing				Receiving				Passing				Kick Returns				Punt Returns				tot off		
		no.	yds	td	lg	no.	yds	td	lg	cmp	att	int	yds	td	lg	no.	yds	td	lg	no.	yds		td	lg
08/31/2024	ETSU	32	174	3	47	22	326	2	83	22	36	0	326	2	83	2	49	0	27	0	0	0	0	500
09/07/2024	at Clemson	27	149	1	21	18	214	1	29	18	43	2	214	1	29	6	113	0	25	0	0	0	0	363
09/14/2024	at East Carolina	36	81	0	11	32	424	2	49	32	47	2	424	2	49	2	32	0	19	0	0	0	0	505
09/19/2024	South Alabama	28	119	1	15	21	266	1	49	21	40	1	266	1	49	3	52	0	19	0	0	0	0	385
10/05/2024	at Marshall	40	180	3	28	26	293	2	27	26	44	2	293	2	27	1	14	0	14	0	0	0	0	473
10/12/2024	at Louisiana	35	155	0	18	20	236	3	26	20	42	4	236	3	26	3	60	0	25	1	6	0	6	391
10/26/2024	Georgia St.	38	180	1	17	18	299	3	50	18	27	0	299	3	50	1	24	0	24	2	30	0	30	479
11/02/2024	Old Dominion	34	184	0	29	13	212	4	46	13	24	1	212	4	46	2	44	0	34	0	0	0	0	396
11/07/2024	at Coastal Carolina	40	150	2	49	17	226	1	39	17	31	2	226	1	39	1	14	0	14	0	0	0	0	376
11/23/2024	James Madison	38	145	1	23	12	217	2	64	12	23	0	217	2	64	1	31	0	31	2	21	1	12	362
App State		348	1517	12	49	199	2713	21	83	199	357	14	2713	21	83	22	433	0	34	5	57	1	30	4230
Opponents		370	1983	21	83	178	2197	19	76	178	263	4	2197	19	76	26	480	0	32	19	160	0	29	4180

App State Averages

Games	Avg/ rush	Avg/ catch	Pass effic	KR avg	PR avg	All purpose avg/game	Total offense avg/game
10	4.4	13.6	131.1	19.7	11.4	474.1	423.0

Date	Opponent	Tackles			Sacks no-yds	Fumble ff fr-yds	Pass Defense			blkd kick	PAT attempts			off				
		ua	a	total			tfl-yds	int-yds	qbh		brup	kick	rush	rcv	saf	t/o	pts	
08/31/2024	ETSU	21	56	77	6.0-26	3-21	0	0-0	0-0	3	0	0	5-5	0	0	0	0	38
09/07/2024	at Clemson	44	32	76	3.0-4	0-0	1	1-0	0-0	1	1	0	2-2	0	0	0	3	20
09/14/2024	at East Carolina	32	30	62	4.0-17	4-17	2	1-0	1-21	1	1	0	1-1	0	1	0	0	21
09/19/2024	South Alabama	26	48	74	4.0-12	1-1	1	1-0	0-0	6	1	0	2-2	0	0	0	0	14
10/05/2024	at Marshall	22	44	66	3.0-8	0-0	0	0-0	0-0	3	2	0	4-4	0	0	0	0	37
10/12/2024	at Louisiana	41	12	53	3.0-4	0-0	0	0-0	1-0	0	2	0	3-3	0	0	0	0	24
10/26/2024	Georgia St.	29	40	69	6.0-34	3-28	0	0-0	0-0	2	2	1	2-2	1	0	1	0	33
11/02/2024	Old Dominion	32	46	78	8.0-26	5-22	2	3-0	1-0	4	4	0	4-4	0	0	0	7	28
11/07/2024	at Coastal Carolina	32	34	66	3.0-8	0-0	0	0-0	0-0	1	0	0	3-3	0	0	0	0	24
11/23/2024	James Madison	31	48	79	6.0-25	4-17	1	1-0	1-0	3	2	1	4-4	0	0	0	7	34
App State		310	390	700	46.0-164	20-106	7	7-0	4-21	24	15	2	30-30	1	1	1	17	273
Opponents		310	398	708	45.0-203	15-149	7	6-77	14-213	54	51	0	39-41	0	0	0	60	333

Date	Opponent	Punting									Field Goals			Kickoffs				
		no.	yds	avg	long	blkd	tb	fc	50+	i20	md-att	long	blkd	no.	yds	avg	tb	ob
08/31/2024	ETSU	3	117	39.0	44	0	0	3	0	0	1-1	32	0	7	453	64.7	6	0
09/07/2024	at Clemson	8	303	37.9	61	0	0	0	1	2	2-2	36	0	4	238	59.5	2	0
09/14/2024	at East Carolina	5	224	44.8	50	0	2	0	1	1	2-2	35	0	5	289	57.8	2	0
09/19/2024	South Alabama	6	250	41.7	48	0	0	0	0	2	0-0	0	0	2	120	60.0	1	0
10/05/2024	at Marshall	2	90	45.0	49	0	0	0	0	0	1-2	42	0	7	308	44.0	0	1
10/12/2024	at Louisiana	3	129	43.0	46	0	0	1	0	3	1-1	44	0	5	285	57.0	0	0
10/26/2024	Georgia St.	2	66	33.0	36	0	0	1	0	1	1-2	33	0	6	362	60.3	1	0
11/02/2024	Old Dominion	3	123	41.0	45	0	0	0	0	2	0-0	0	0	5	309	61.8	3	0
11/07/2024	at Coastal Carolina	1	43	43.0	43	0	0	1	0	0	1-1	38	0	4	256	64.0	1	0
11/23/2024	James Madison	5	188	37.6	45	0	0	2	0	0	2-2	41	0	7	429	61.3	4	0
App State		38	1533	40.3	61	0	2	8	2	11	11-13	44	0	52	3049	58.6	20	1
Opponents		33	1382	41.9	66	2	8	11	9	7	14-16	53	0	67	4277	63.8	42	1



2024-25 App State Football
Opponents Game-by-Game
All games

Date	Opponent	Rushing				Receiving				Passing				Kick Returns				Punt Returns				tot off		
		no.	yds	td	lg	no.	yds	td	lg	cmp	att	int	yds	td	lg	no.	yds	td	lg	no.	yds		td	lg
08/31/2024	ETSU	40	183	1	80	11	122	0	28	11	20	0	122	0	28	1	23	0	23	0	0	0	0	305
09/07/2024	at Clemson	34	252	4	83	32	460	5	76	32	39	0	460	5	76	2	35	0	28	6	44	0	25	712
09/14/2024	at East Carolina	30	98	0	11	18	226	1	65	18	28	1	226	1	65	3	50	0	31	3	18	0	11	324
09/19/2024	South Alabama	43	318	5	50	16	154	2	22	16	24	0	154	2	22	0	0	0	0	3	67	0	29	472
10/05/2024	at Marshall	39	236	3	35	8	129	3	75	8	14	0	129	3	75	6	87	0	28	1	10	0	10	365
10/12/2024	at Louisiana	36	166	2	21	14	198	2	74	14	23	1	198	2	74	5	95	0	29	2	-3	0	0	364
10/26/2024	Georgia St.	34	194	2	35	16	192	1	31	16	22	0	192	1	31	4	87	0	32	1	0	0	0	386
11/02/2024	Old Dominion	36	166	0	25	27	332	2	61	27	38	1	332	2	61	0	0	0	0	0	0	0	0	498
11/07/2024	at Coastal Carolina	41	203	4	37	14	150	1	25	14	18	0	150	1	25	2	57	0	30	0	0	0	0	353
11/23/2024	James Madison	37	167	0	19	22	234	2	37	22	37	1	234	2	37	3	46	0	20	3	24	0	12	401
Opponents		370	1983	21	83	178	2197	19	76	178	263	4	2197	19	76	26	480	0	32	19	160	0	29	4180
App State		348	1517	12	49	199	2713	21	83	199	357	14	2713	21	83	22	433	0	34	5	57	1	30	4230

Opponents Averages

Games	Avg/ rush	Avg/ catch	Pass effic	KR avg	PR avg	All purpose avg/game	Total offense avg/game
10	5.4	12.3	158.6	18.5	8.4	503.3	418.0

Date	Opponent	Tackles			Sacks		Fumble		Pass Defense			blkd kick	PAT attempts			off			
		ua	a	total	tfl	yds	no	yds	ff	fr	yds		qbh	brup	kick	rush	rcv	saf	t/o
08/31/2024	ETSU	32	36	68	2.0	3	0	0	0	0	0	0	1	1	0	0	0	0	10
09/07/2024	at Clemson	36	20	56	5.0	13	1	7	1	0	2	0	9	9	0	0	0	3	66
09/14/2024	at East Carolina	37	46	83	10.0	18	1	0	2	1	0	0	1	2	0	0	0	6	19
09/19/2024	South Alabama	28	40	68	4.0	19	1	13	0	1	0	0	6	7	0	0	0	7	48
10/05/2024	at Marshall	31	60	91	8.0	35	4	30	1	0	0	0	7	7	0	0	0	10	52
10/12/2024	at Louisiana	41	22	63	2.0	20	1	7	1	1	0	0	4	4	0	0	0	21	34
10/26/2024	Georgia St.	27	48	75	1.0	1	0	0	1	1	0	0	2	2	0	0	0	3	26
11/02/2024	Old Dominion	19	50	69	3.0	5	0	0	0	0	0	0	2	2	0	0	0	0	20
11/07/2024	at Coastal Carolina	34	36	70	6.0	71	4	65	1	1	7	0	5	5	0	0	0	10	38
11/23/2024	James Madison	25	40	65	4.0	18	2	14	0	0	0	0	2	2	0	0	0	0	20
Opponents		310	398	708	45.0	203	15	149	7	6	77	0	39	41	0	0	0	60	333
App State		310	390	700	46.0	164	20	106	7	7	0	2	30	30	1	1	1	17	273

Date	Opponent	Punting										Field Goals			Kickoffs				
		no.	yds	avg	long	blkd	tb	fc	50+	i20	md	att	long	blkd	no.	yds	avg	tb	ob
08/31/2024	ETSU	6	289	48.2	58	0	3	1	3	1	1	1	25	0	3	187	62.3	1	0
09/07/2024	at Clemson	2	94	47.0	54	0	1	1	1	1	1	36	0	11	698	63.5	5	0	
09/14/2024	at East Carolina	5	201	40.2	48	0	0	4	0	1	2	48	0	5	315	63.0	3	0	
09/19/2024	South Alabama	3	121	40.3	47	0	1	1	0	1	0	0	0	8	503	62.9	4	1	
10/05/2024	at Marshall	2	78	39.0	41	0	0	1	0	1	1	38	0	9	585	65.0	8	0	
10/12/2024	at Louisiana	4	164	41.0	50	0	0	2	1	0	2	53	0	7	446	63.7	4	0	
10/26/2024	Georgia St.	3	98	32.7	52	1	1	0	1	0	2	38	0	7	457	65.3	5	0	
11/02/2024	Old Dominion	1	66	66.0	66	0	1	0	1	0	2	25	0	5	313	62.6	3	0	
11/07/2024	at Coastal Carolina	3	158	52.7	57	0	1	1	2	1	1	29	0	7	449	64.1	5	0	
11/23/2024	James Madison	4	113	28.3	48	1	0	0	0	1	2	52	0	5	324	64.8	4	0	
Opponents		33	1382	41.9	66	2	8	11	9	7	14	16	53	0	67	4277	63.8	42	1
App State		38	1533	40.3	61	0	2	8	2	11	11	13	44	0	52	3049	58.6	20	1



**2024-25 App State Football
Team Game-by-Game Comparison
All games**

Opponent	Score	First Downs				Pen	Rushing Number-Yards	Passing		Total Offense Plays-Yards	Return Yards	Turn- Overs
		Total	Rush	Pass	Comp-Att.-Int			Yards				
ETSU	38-10	22 / 15	10 / 7	10 / 7	2 / 1	32-174 / 40-183	22-36-0 / 11-20-0	326 / 122	68-500 / 60-305	49 / 23	0 / 0	
Clemson	20-66	24 / 28	9 / 11	11 / 16	4 / 1	27-149 / 34-252	18-43-2 / 32-39-0	214 / 460	70-363 / 73-712	113 / 79	3 / 1	
East Carolina	21-19	25 / 16	6 / 6	19 / 7	0 / 3	36-81 / 30-98	32-47-2 / 18-28-1	424 / 226	83-505 / 58-324	53 / 118	3 / 2	
South Alabama	14-48	24 / 27	9 / 16	12 / 8	3 / 3	28-119 / 43-318	21-40-1 / 16-24-0	266 / 154	68-385 / 67-472	52 / 163	2 / 1	
Marshall	37-52	32 / 21	10 / 13	16 / 4	6 / 4	40-180 / 39-236	26-44-2 / 8-14-0	293 / 129	84-473 / 53-365	14 / 111	2 / 0	
Louisiana	24-34	25 / 19	11 / 7	13 / 10	1 / 2	35-155 / 36-166	20-42-4 / 14-23-1	236 / 198	77-391 / 59-364	66 / 180	5 / 1	
Georgia St.	33-26	25 / 20	10 / 12	13 / 6	2 / 2	38-180 / 34-194	18-27-0 / 16-22-0	299 / 192	65-479 / 56-386	54 / 87	1 / 0	
Old Dominion	28-20	20 / 26	11 / 10	9 / 14	0 / 2	34-184 / 36-166	13-24-1 / 27-38-1	212 / 332	58-396 / 74-498	44 / 0	1 / 4	
Coastal Carolina	24-38	23 / 19	10 / 11	9 / 7	4 / 1	40-150 / 41-203	17-31-2 / 14-18-0	226 / 150	71-376 / 59-353	14 / 99	3 / 0	
James Madison	34-20	17 / 22	8 / 11	8 / 11	1 / 0	38-145 / 37-167	12-23-0 / 22-37-1	217 / 234	61-362 / 74-401	52 / 70	0 / 2	
Totals	273-333	237 / 213	94 / 104	120 / 90	23 / 19	348-1517 / 370-1983	199-357-14 / 178-263-4	2713 / 2197	705-4230 / 633-4180	511 / 930	20 / 11	

Opponents	3rd Down Conversion	4th Down Conversion	Time of Possession	TOP Margin	Avg Yds/Rush	Avg Yds/Pass	Avg Yds/Play	Punting Number-Avg	Penalties		Sacks
									Number-Yards	Number-Yards	
ETSU	6-12 / 3-13	1-2 / 1-3	28:25 / 30:11	-01:46	5.4 / 4.6	9.1 / 6.1	7.4 / 5.1	3-39.0 / 6-48.2	6-60.0 / 7-65.0	3 / 0	
Clemson	4-13 / 6-12	0-0 / 1-3	28:27 / 31:33	-03:06	5.5 / 7.4	5.0 / 11.8	5.2 / 9.8	8-37.9 / 2-47.0	7-73.0 / 8-85.0	0 / 1	
East Carolina	6-14 / 5-13	0-0 / 0-0	39:00 / 21:00	18:00	2.3 / 3.3	9.0 / 8.1	6.1 / 5.6	5-44.8 / 5-40.2	5-61.0 / 6-42.0	4 / 1	
South Alabama	4-13 / 6-10	0-2 / 1-1	25:48 / 34:12	-08:24	4.3 / 7.4	6.7 / 6.4	5.7 / 7.0	6-41.7 / 3-40.3	6-47.0 / 9-69.0	1 / 1	
Marshall	3-14 / 5-8	6-6 / 0-0	35:34 / 24:26	11:08	4.5 / 6.1	6.7 / 9.2	5.6 / 6.9	2-45.0 / 2-39.0	15-158.0 / 8-85.0	0 / 4	
Louisiana	8-14 / 6-13	1-1 / 1-1	30:40 / 29:20	01:20	4.4 / 4.6	5.6 / 8.6	5.1 / 6.2	3-43.0 / 4-41.0	4-28.0 / 6-52.0	0 / 2	
Georgia St.	7-12 / 1-7	0-0 / 0-1	29:26 / 30:34	-01:08	4.7 / 5.7	11.1 / 8.7	7.4 / 6.9	2-33.0 / 3-32.7	5-55.0 / 6-65.0	3 / 0	
Old Dominion	7-11 / 7-13	0-1 / 0-2	28:14 / 31:46	-03:32	5.4 / 4.6	8.8 / 8.7	6.8 / 6.7	3-41.0 / 1-66.0	5-40.0 / 3-15.0	5 / 0	
Coastal Carolina	6-15 / 6-10	3-5 / 0-0	29:15 / 30:45	-01:30	3.8 / 5.0	7.3 / 8.3	5.3 / 6.0	1-43.0 / 3-52.7	3-11.0 / 8-90.0	0 / 4	
James Madison	3-13 / 6-15	1-2 / 1-3	25:55 / 34:05	-08:10	3.8 / 4.5	9.4 / 6.3	5.9 / 5.4	5-37.6 / 4-28.3	0-0.0 / 9-69.0	4 / 2	
Totals	54-131 / 51-114	12-19 / 5-14	300:44 / 297:52	02:52	4.4 / 5.4	7.6 / 8.4	6.0 / 6.6	38-40.3 / 33-41.9	56-533.0 / 70-637.0	20 / 15	

Note: Game totals are displayed in the format TEAM/OPPONENT for each category

App State Inside Opponent Red-Zone

Date	Opponent	Score	Times In RZ	Times Scored	Total Pts	Rush TDs	Pass TDs	FGs Made	Failed to score inside RZ						
									FGA	Down	Int	Fumb	Half	Game	
08/31/2024	ETSU	W 38-10	3	3	17	2	2	0	1	1	0	0	0	0	0
09/07/2024	at Clemson	L 20-66	5	4	20	2	1	1	2	2	0	1	0	0	0
09/14/2024	at East Carolina	W 21-19	4	3	14	1	0	1	2	2	0	0	0	0	1
09/19/2024	South Alabama	L 14-48	4	1	7	1	1	0	0	0	1	1	1	0	0
10/05/2024	at Marshall	L 37-52	4	4	27	4	3	1	0	0	0	0	0	0	0
10/12/2024	at Louisiana	L 24-34	2	2	14	2	0	2	0	0	0	0	0	0	0
10/26/2024	Georgia St.	W 33-26	7	4	24	3	1	2	1	2	0	0	1	0	1
11/02/2024	Old Dominion	W 28-20	3	3	21	3	0	3	0	0	0	0	0	0	0
11/07/2024	at Coastal Carolina	L 24-38	5	3	17	2	2	0	1	1	1	0	1	0	0
11/23/2024	James Madison	W 34-20	3	3	17	2	1	1	1	1	0	0	0	0	0
Totals 30 of 40 (75.0%)			40	30	178	22	11	11	8	9	2	2	3	0	2

Opponents Inside App State Red-Zone

Date	Opponent	Score	Times In RZ	Times Scored	Total Pts	Rush TDs	Pass TDs	FGs Made	Failed to score inside RZ						
									FGA	Down	Int	Fumb	Half	Game	
08/31/2024	ETSU	W 38-10	1	1	3	0	0	0	1	1	0	0	0	0	0
09/07/2024	Clemson	L 20-66	5	5	31	4	3	1	1	1	0	0	0	0	0
09/14/2024	East Carolina	W 21-19	2	1	3	0	0	0	1	2	0	0	0	0	0
09/19/2024	South Alabama	L 14-48	5	5	34	5	3	2	0	0	0	0	0	0	0
10/05/2024	Marshall	L 37-52	3	3	17	2	1	1	1	1	0	0	0	0	0
10/12/2024	Louisiana	L 24-34	4	4	24	3	2	1	1	1	0	0	0	0	0
10/26/2024	Georgia St.	W 33-26	5	5	26	3	2	1	2	2	0	0	0	0	0
11/02/2024	Old Dominion	W 28-20	4	3	13	1	0	1	2	2	0	0	1	0	0
11/07/2024	Coastal Carolina	L 24-38	5	5	31	4	3	1	1	1	0	0	0	0	0
11/23/2024	James Madison	W 34-20	2	1	7	1	0	1	0	0	1	0	0	0	0
Totals 33 of 36 (91.7%)			36	33	189	23	14	9	10	11	1	0	1	0	0



Opponent - Game Highs

RUSHES	43	South Alabama (09/19/2024)
YARDS RUSHING	318	South Alabama (09/19/2024)
YARDS PER RUSH	7.4	at Clemson (09/07/2024)
TD RUSHES	5	South Alabama (09/19/2024)
PASS ATTEMPTS	39	at Clemson (09/07/2024)
PASS COMPLETIONS	32	at Clemson (09/07/2024)
YARDS PASSING	460	at Clemson (09/07/2024)
YARDS PER PASS	11.8	at Clemson (09/07/2024)
TD PASSES	5	at Clemson (09/07/2024)
TOTAL PLAYS	74	James Madison (11/23/2024)
	74	Old Dominion (11/02/2024)
TOTAL OFFENSE	712	at Clemson (09/07/2024)
YARDS PER PLAY	9.8	at Clemson (09/07/2024)
POINTS	66	at Clemson (09/07/2024)
SACKS BY	4	at Coastal Carolina (11/07/2024)
	4	at Marshall (10/05/2024)
FIRST DOWNS	28	at Clemson (09/07/2024)
PENALTIES	9	James Madison (11/23/2024)
	9	South Alabama (09/19/2024)
PENALTY YARDS	90	at Coastal Carolina (11/07/2024)
TURNOVERS	4	Old Dominion (11/02/2024)
PUNTS	6	ETSU (08/31/2024)
PUNTING AVG	66.0	Old Dominion (11/02/2024)
LONG PUNT	66	Old Dominion (11/02/2024)

Opponent - Game Lows

RUSHES	30	at East Carolina (09/14/2024)
YARDS RUSHING	98	at East Carolina (09/14/2024)
YARDS PER RUSH	3.3	at East Carolina (09/14/2024)
TD RUSHES	0	James Madison (11/23/2024)
	0	Old Dominion (11/02/2024)
	0	at East Carolina (09/14/2024)
PASS ATTEMPTS	14	at Marshall (10/05/2024)
PASS COMPLETIONS	8	at Marshall (10/05/2024)
YARDS PASSING	122	ETSU (08/31/2024)
YARDS PER PASS	6.1	ETSU (08/31/2024)
TD PASSES	0	ETSU (08/31/2024)
TOTAL PLAYS	53	at Marshall (10/05/2024)
TOTAL OFFENSE	305	ETSU (08/31/2024)
YARDS PER PLAY	5.1	ETSU (08/31/2024)
POINTS	10	ETSU (08/31/2024)
SACKS BY	0	Old Dominion (11/02/2024)
	0	Georgia St. (10/26/2024)
	0	ETSU (08/31/2024)
FIRST DOWNS	15	ETSU (08/31/2024)
PENALTIES	3	Old Dominion (11/02/2024)
PENALTY YARDS	15	Old Dominion (11/02/2024)
INTERCEPTIONS BY	0	James Madison (11/23/2024)
	0	Georgia St. (10/26/2024)
	0	ETSU (08/31/2024)
PUNTS	1	Old Dominion (11/02/2024)
PUNTING AVG	28.3	James Madison (11/23/2024)
LONG PUNT	41	at Marshall (10/05/2024)



**2024-25 App State Football
Opponent Individual Match Highs
All games**

Opponent - Individual Game Highs

RUSHES	18	Rahjai Harris at East Carolina (09/14/2024)
YARDS RUSHING	140	Braylon Braxton at Marshall (10/05/2024)
TD RUSHES	3	Braydon Bennett at Coastal Carolina (11/07/2024)
LONG RUSH	83	Phil Mafah at Clemson (09/07/2024)
PASS ATTEMPTS	38	Colton Joseph vs Old Dominion (11/02/2024)
PASS COMPLETIONS	27	Colton Joseph vs Old Dominion (11/02/2024)
YARDS PASSING	378	Cade Klubnik at Clemson (09/07/2024)
TD PASSES	5	Cade Klubnik at Clemson (09/07/2024)
LONG PASS	76	Cade Klubnik at Clemson (09/07/2024)
RECEPTIONS	13	Isiah Paige vs Old Dominion (11/02/2024)
YARDS RECEIVING	205	Isiah Paige vs Old Dominion (11/02/2024)
TD RECEPTIONS	2	Jake Briningstool at Clemson (09/07/2024)
LONG RECEPTION	76	Bryant Wesco Jr. at Clemson (09/07/2024)
FIELD GOALS	2	Noe Ruelas vs James Madison (11/23/2024)
	2	Ethan Sanchez vs Old Dominion (11/02/2024)
	2	Liam Rickman vs Georgia St. (10/26/2024)
	2	Kenneth Almendares at Louisiana (10/12/2024)
	2	Andrew Conrad at East Carolina (09/14/2024)
LONG FIELD GOALS	53	Kenneth Almendares at Louisiana (10/12/2024)
PUNTS	6	Nate Brackett vs ETSU (08/31/2024)
PUNTING AVG	66.0	Seamus Hall vs Old Dominion (11/02/2024)
LONG PUNT	66	Seamus Hall vs Old Dominion (11/02/2024)
PUNTS INSIDE 20	1	Ryan Hanson vs James Madison (11/23/2024)
	1	Emile Sebafundu at Coastal Carolina (11/07/2024)
	1	Alec Clark at Marshall (10/05/2024)
	1	Aleksi Pulkkinen vs South Alabama (09/19/2024)
	1	Luke Larsen at East Carolina (09/14/2024)
	1	Jack Smith at Clemson (09/07/2024)
	1	Nate Brackett vs ETSU (08/31/2024)
LONG PUNT RETURN	29	Jamaal Pritchett vs South Alabama (09/19/2024)
LONG KICKOFF RETURN	32	DJ Riles vs Georgia St. (10/26/2024)
TACKLES	13	Zakye Barker at East Carolina (09/14/2024)
SACKS	3	Clev Lubin at Coastal Carolina (11/07/2024)
TACKLES FOR LOSS	4.5	Clev Lubin at Coastal Carolina (11/07/2024)
INTERCEPTIONS	2	Tyrone Lewis at Louisiana (10/12/2024)
	2	Tyree Skipper at Louisiana (10/12/2024)



2024-25 App State Football Games Played All games

##	Player	GP-GS	ETSU	CU	ECU	USA	Marsh	LA	GSU	ODU	CCU	JMU
0	William Fowles	10/0	XXX	XXX	XXX	XXX	XXX	XXX	XXX	XXX	XXX	XXX
0	Trenton Alan Yowe	9/1	START	XXX	XXX	XXX	XXX	XXX	...	XXX	XXX	XXX
1	Anderson Castle	9/2	XXX	XXX	START	START	XXX	XXX	XXX	...	XXX	XXX
2	Kaedin Robinson	9/9	START	START	START	START	START	START	START	START	START	...
2	Ethan Johnson	10/9	XXX	START	START	START	START	START	START	START	START	START
3	Ahmani Marshall	10/3	XXX	XXX	XXX	XXX	XXX	XXX	XXX	START	START	START
4	Myles Farmer	3/0	XXX	XXX	XXX
4	Joey Aguilar	10/10	START	START	START	START	START	START	START	START	START	START
5	Michael Fletcher	9/7	START	START	...	XXX	XXX	START	START	START	START	START
6	Jason Chambers	10/8	XXX	START	START	XXX	START	START	START	START	START	START
6	Matthew Wilson	0/0
7	Jordan Favors	10/8	START	START	START	XXX	START	START	START	START	START	XXX
8	Brendan Harrington	10/5	XXX	XXX	XXX	XXX	XXX	START	START	START	START	START
8	Dalton Stroman	9/2	...	XXX	XXX	XXX	START	START	XXX	XXX	XXX	XXX
9	Billy Wiles	2/0	XXX	XXX
9	Markus Clark	2/1	XXX	START
10	Colton Phares	10/0	XXX	XXX	XXX	XXX	XXX	XXX	XXX	XXX	XXX	XXX
10	Zahn Coakley	0/0
11	Avarion Cole	9/4	START	START	START	START	XXX	...	XXX	XXX	XXX	XXX
11	Grant Tucker	0/0
12	Michael Hetzel	10/1	XXX	XXX	XXX	XXX	XXX	XXX	XXX	XXX	XXX	START
12	Shawn Collins	10/1	XXX	XXX	XXX	XXX	START	XXX	XXX	XXX	XXX	XXX
13	Christan Horn	8/7	START	START	START	START	...	XXX	START	...	START	START
13	Elijah Mc-Cantos	10/2	XXX	XXX	XXX	XXX	XXX	XXX	XXX	XXX	START	START
14	Kanye Roberts	8/5	START	START	XXX	XXX	START	START	START	XXX
14	Jayden Bethea	0/0
15	Thomas Davis	10/5	XXX	XXX	XXX	XXX	XXX	START	START	START	START	START
15	Makai Jackson	10/9	XXX	START	START	START	START	START	START	START	START	START
16	Seth Robertson	10/4	START	XXX	XXX	START	START	XXX	XXX	START	XXX	XXX
16	David Hernandez	0/0
17	Zyeir Gamble	8/1	...	XXX	XXX	XXX	...	XXX	XXX	XXX	XXX	START
17	Jalik Thomas	4/0	XXX	XXX	XXX	XXX
18	Zavier Short	7/0	XXX	XXX	XXX	XXX	XXX	XXX	XXX	...
18	Trey Lenhardt	0/0
19	Cameron Estep	0/0
19	Nick Taylor	6/1	XXX	XXX	START	XXX	XXX	XXX
20	Jaylon Calhoun	6/0	XXX	XXX	XXX	XXX	XXX	XXX
20	Kaleb Neal	0/0
21	DJ Burks	10/6	XXX	XXX	XXX	START	XXX	START	START	START	START	START
21	Reece Larson	0/0
22	Franklin Baret Jr.	0/0
22	DaRon Wilson	0/0
24	Cahari Haynes	10/0	XXX	XXX	XXX	XXX	XXX	XXX	XXX	XXX	XXX	XXX
25	Kai Fernandes	0/0
25	Blake Hoban	0/0
26	Caden Sullivan	10/5	START	START	START	START	START	XXX	XXX	XXX	XXX	XXX
26	Khamani Alexander	0/0
27	Ronald Clarke	8/5	START	START	START	START	START	XXX	XXX	...	XXX	...
27	Michael Dipasquale	0/0
28	Maquel Haywood	7/0	XXX	XXX	XXX	XXX	XXX	XXX	XXX
29	Santana Hopper	9/9	...	START	START	START	START	START	START	START	START	START
30	Carter Greene	0/0
31	Dyvon McKinney	0/0
33	Derrell Farrar	2/0	XXX	XXX
35	Jack Scroggs	10/0	XXX	XXX	XXX	XXX	XXX	XXX	XXX	XXX	XXX	XXX
36	Tyshawn Sanders	0/0
37	Andre Hamilton	10/0	XXX	XXX	XXX	XXX	XXX	XXX	XXX	XXX	XXX	XXX
39	Jackson Moore	6/0	XXX	...	XXX	XXX	XXX	XXX	XXX	...
39	Ashton Parker	0/0
40	Cole Becker	0/0



**2024-25 App State Football
Games Played
All games**

##	Player	GP-GS	ETSU	CU	ECU	USA	Marsh	LA	GSU	ODU	CCU	JMU
41	Conner Maynard	10/0	XXX	XXX	XXX	XXX	XXX	XXX	XXX	XXX	XXX	XXX
42	Christian Johnstone	10/0	XXX	XXX	XXX	XXX	XXX	XXX	XXX	XXX	XXX	XXX
42	Braxton Veiga	0/0
43	Ryan McKinnis	5/0	XXX	XXX	XXX	XXX	XXX
43	Cash McVay	5/0	XXX	XXX	XXX	XXX	XXX	...
44	Brodrick Gooch	0/0
45	Nick Campbell	6/0	XXX	XXX	...	XXX	XXX	XXX	XXX	...
46	Jared Gibble	5/0	XXX	XXX	XXX	XXX	XXX
46	Isaiah McGuffin	0/0
47	Carter Everett	0/0
48	Luke Lair	0/0
49	Mitchell Lake	2/0	XXX	XXX
49	Randy Marion III	0/0
50	Jackson Briley	0/0
51	Anthony Rosier	0/0
52	Orlando Leon	0/0
52	Cayden Sweatt	0/0
53	Jake Ganoë	0/0
54	Gabriel Simpkins	0/0
55	Jackson Bussey	0/0
56	Kyle Arnholt	10/10	START	START	START	START	START	START	START	START	START	START
57	Austin Hobson	0/0
58	Blake Bradford	0/0
60	Ethan Ryan	2/0	XXX	XXX
62	JT Sowell	0/0
63	Jayden Ramsey	9/6	XXX	...	XXX	XXX	START	START	START	START	START	START
64	Michael Marotta	4/0	XXX	XXX	XXX	XXX
65	Gabe Funk	0/0
66	Danny Stevens	0/0
67	Thomas Shrader	10/10	START	START	START	START	START	START	START	START	START	START
68	Jack Hollifield	10/10	START	START	START	START	START	START	START	START	START	START
70	Thornton Gentry	8/4	START	START	START	START	XXX	XXX	XXX	XXX
72	Markell Samuel	10/10	START	START	START	START	START	START	START	START	START	START
73	Garner Langlo	9/5	XXX	XXX	XXX	START	START	XXX	...	START	START	START
74	Griffin Scroggs	9/5	START	START	START	XXX	XXX	START	START	...	XXX	XXX
75	Felix Doege	0/0
76	Luke Burgess	1/0	XXX
77	Daniel Davis	0/0
78	Dylan Barbrey	0/0
79	Andres Dewerk	10/0	XXX	XXX	XXX	XXX	XXX	XXX	XXX	XXX	XXX	XXX
80	Max Drag	10/1	XXX	XXX	XXX	XXX	XXX	XXX	XXX	START	XXX	XXX
81	Jose Leon	0/0
82	Chris Lawson Jr.	3/0	XXX	XXX	XXX
83	Jack Kelly	0/0
84	Ayden Burkey	0/0
85	David Larkins	8/1	START	XXX	XXX	XXX	XXX	XXX	XXX	XXX
86	Kanen Hamlett	10/2	XXX	XXX	XXX	XXX	XXX	XXX	XXX	START	START	XXX
87	Eli Wilson	8/8	START	START	START	START	START	START	START	START
88	Luke Hale	0/0
89	Bryce Gee	0/0
90	Nate Johnson	10/6	START	START	START	START	START	START	XXX	XXX	XXX	XXX
91	Joshua Donald	10/9	START	XXX	START	START	START	START	START	START	START	START
92	AJ Mebane	7/0	XXX	XXX	XXX	XXX	...	XXX	XXX	XXX
93	DeNigel Cooper	0/0
94	Bucci Farmer	0/0
95	Montez Kelley	10/1	START	XXX	XXX	XXX	XXX	XXX	XXX	XXX	XXX	XXX
96	Josiah Wyatt	10/0	XXX	XXX	XXX	XXX	XXX	XXX	XXX	XXX	XXX	XXX
97	Kevin Abrams-Verwayne	4/2	XXX	XXX	START	START
98	Jason Hertz	8/0	XXX	XXX	XXX	XXX	XXX	XXX	XXX	XXX
99	Michael Hughes	5/0	XXX	XXX	XXX	XXX	XXX

NCAA Statistics

App State - 2024-25 Football Ranking Summary thru games 11/23/2024

Statistic	National Rank	Conference Rank	Value	National Leader	Value	Conference Leader	Value
3rd Down Conversion Pct (133 ranked)	58	7	0.412	Miami (FL)	0.566	Troy	0.497
3rd Down Conversion Pct Defense (133 ranked)	112	12	0.447	NIU	0.259	James Madison	0.323
4th Down Conversion Pct (133 ranked)	29	4	0.632	Minnesota	0.889	Arkansas St.	0.765
4th Down Conversion Pct Defense (133 ranked)	11	1	0.357	Indiana	0.290	App State	0.357
Blocked Kicks (52 ranked)	22	3	2	Louisville Notre Dame	6 6	James Madison Old Dominion	3 3
Blocked Kicks Allowed (133 ranked)	1	1	0	48 teams tied	0	5 teams tied	0
Blocked Punts (19 ranked)	5	1	2	UNLV	5	4 teams tied	2
Blocked Punts Allowed (133 ranked)	1	1	0	83 teams tied	0	9 teams tied	0
Completion Percentage (133 ranked)	118	11	0.557	Oregon	0.736	Louisiana	0.695
Defensive TDs (52 ranked)				Tulane	6	Coastal Carolina James Madison	4 4
Fewest Penalties (132 ranked)	29	1	56	Iowa	35	App State	56
Fewest Penalties Per Game (132 ranked)	55	4	5.60	Iowa	3.18	Georgia St.	5.27
Fewest Penalty Yards (133 ranked)	52	5	533	Iowa St.	317	Marshall	481
Fewest Penalty Yards Per Game (133 ranked)	74	8	53.30	Iowa St.	28.82	Marshall	43.73
First Downs Defense (133 ranked)	54	2	213	Ohio St.	157	James Madison	196
First Downs Offense (133 ranked)	50	4	237	Miami (FL)	302	Texas St.	285
Fumbles Lost (133 ranked)	67	7	6	4 teams tied	1	Louisiana	1
Fumbles Recovered (130 ranked)	35	4	7	Duke	13	Coastal Carolina	9
Kickoff Return Defense (133 ranked)	41	4	18.46	Memphis	11.33	Arkansas St.	15.54
Kickoff Returns (133 ranked)	76	7	19.68	Oregon	32.00	Louisiana	27.63
Net Punting (133 ranked)	128	13	35.08	Southern California	46.24	Ga. Southern	42.14
Passes Had Intercepted (133 ranked)	121	13	14	Army West Point	1	James Madison South Alabama	3 3
Passes Intercepted (133 ranked)	121	13	4	BYU	18	James Madison	17
Passing Offense (133 ranked)	27	2	271.2	Ole Miss	361.8	Louisiana	272.7
Passing Yards Allowed (133 ranked)	69	9	219.5	Notre Dame	139.5	ULM	183.5
Passing Yards per Completion (133 ranked)	19	1	13.63	Army West Point	17.58	App State	13.63
Punt Return Defense (133 ranked)	85	11	8.42	Alabama	0.71	Old Dominion	3.12
Punt Returns (133 ranked)	29	5	11.40	UAB	20.87	Texas St.	17.45
Red Zone Defense (133 ranked)	118	13	0.917	Army West Point	0.538	Marshall	0.774
Red Zone Offense (133 ranked)	122	13	0.750	Troy	0.969	Troy	0.969
Rushing Defense (133 ranked)	116	11	198.4	Indiana	76.1	James Madison	122.1
Rushing Offense (133 ranked)	78	10	151.7	Army West Point	322.1	Marshall	205.8
Sacks Allowed (133 ranked)	45	6	1.50	Army West Point	0.40	Coastal Carolina	1.00
Scoring Defense (133 ranked)	113	13	33.3	Ohio St.	10.7	James Madison	19.5
Scoring Offense (133 ranked)	74	8	27.3	Miami (FL)	44.7	Texas St.	36.4
Tackles for Loss Allowed (133 ranked)	34	4	4.50	New Mexico	2.36	Louisiana	3.36
Team Passing Efficiency (133 ranked)	81	8	131.12	Ole Miss	177.24	Louisiana	163.41
Team Passing Efficiency Defense (133 ranked)	125	14	158.81	Notre Dame	88.27	James Madison	108.17

Statistic	National Rank	Conference Rank	Value	National Leader	Value	Conference Leader	Value
Team Sacks (133 ranked)	66	5	2.00	Ole Miss	4.45	James Madison	3.09
Team Tackles for Loss (131 ranked)	111	12	4.6	Ole Miss	9.8	Texas St.	7.5
Time of Possession (133 ranked)	69	8	30:04	Army West Point	35:21	Louisiana	31:59
Total Defense (133 ranked)	110	11	417.9	Ohio St.	241.7	James Madison	327.6
Total Offense (133 ranked)	38	4	422.9	Miami (FL)	541.5	Texas St.	469.3
Turnover Margin (133 ranked)	122	13	-0.90	James Madison	1.55	James Madison	1.55
Turnovers Gained (131 ranked)	107	12	11	Notre Dame	26	James Madison	25
Turnovers Lost (132 ranked)	114	12	20	Army West Point	4	Louisiana	6
Winning Percentage (133 ranked)	78	8	0.500	Oregon	1.000	Louisiana	0.818

Statistic	Player	National Rank	Conference Rank	Value	National Leader	Value	Conference Leader	Value
All Purpose (198 ranked)	Kaedin Robinson	57	7	98.78	Ashton Jeanty, Boise St.	196.73	Devonte Ross, Troy	124.73
	Makai Jackson	114	12	84.60				
	Kanye Roberts	197	25	71.75				
Blocked Kicks (3 ranked)					Ricky White III, UNLV	4	Demeco Roland, Southern Miss. Terrence Spence, James Madison	2 2
Combined Kick Returns (200 ranked)	Makai Jackson	132	18	168	Kaden Wetjen, Iowa	807	DeAndre Buchannon, Ga. Southern	545
	Kanye Roberts	136	20	162				
Completion Percentage (114 ranked)	Joey Aguilar	105	11	0.561	Will Howard, Ohio St.	0.740	Jordan McCloud, Texas St.	0.691
Completions Per Game (99 ranked)	Joey Aguilar	37	4	19.90	Kyle McCord, Syracuse	31.00	JC French, Ga. Southern	21.18
Field Goal Percentage (110 ranked)					Ryan Fitzgerald, Florida St. Stephen Rusnak, Charlotte	1.000 1.000	Laith Marjan, South Alabama	0.938
Field Goals Per Game (135 ranked)					Kenneth Almendares, Louisiana	2.27	Kenneth Almendares, Louisiana	2.27
Forced Fumbles (17 ranked)					Red Murdock, Buffalo Davin Vann, NC State	0.45 0.45	Marques Watson-Trent, Ga. Southern	0.40
Fumbles Recovered (89 ranked)	Shawn Collins	8	1	2	Sam Howard, Tulane	5	9 players tied	2
	Thomas Davis	89	10	1				
	Jordan Favors	89	10	1				
	Michael Fletcher	89	10	1				
	Andre Hamilton	89	10	1				
	Brendan Harrington	89	10	1				
Interceptions Per Game (135 ranked)					Nohl Williams, California	0.6	Terrence Spence, James Madison Trevian Thomas, Arkansas St.	0.5 0.5
Kickoff Return TDs (3 ranked)					Rayshawn Pleasant, Tulane Keelan Marion, BYU	2	Robert Williams, Louisiana Cam Ross, James Madison	1
						2		1
Kickoff Returns (50 ranked)					C'Quan Jnopierre, FIU	30.6	Zylan Perry, Louisiana	24.9
Passes Defended (13 ranked)					Raion Strader, Miami (OH)	1.6	J.J. Roberts, Marshall	1.3
Passing Efficiency (114 ranked)	Joey Aguilar	70	8	133.0	Jaxson Dart, Ole Miss	181.6	Braylon Braxton, Marshall	161.5
Passing TDs (147 ranked)	Joey Aguilar	22	3	21	Cameron Ward, Miami (FL)	34	Jordan McCloud, Texas St.	28
Passing Yards (130 ranked)	Joey Aguilar	21	1	2,712	Kyle McCord, Syracuse	3,946	Joey Aguilar, App State	2,712
Passing Yards Per Game (130 ranked)	Joey Aguilar	14	1	271.2	Kyle McCord, Syracuse	358.7	Joey Aguilar, App State	271.2
Passing Yards per Completion (114 ranked)	Joey Aguilar	16	3	13.63	Tommy Ulatowski, Kent St.	17.05	Ethan Vasko, Coastal Carolina	14.15
Points Responsible For (199 ranked)	Joey Aguilar	35	3	142	John Mateer, Washington St.	256	Jordan McCloud, Texas St.	208
Points Responsible For Per Game (199 ranked)	Joey Aguilar	27	4	14.2	John Mateer, Washington St.	23.3	Jordan McCloud, Texas St.	18.9
Punt Return TDs (2 ranked)	Michael Hetzel	2	1	1	Kam Shanks, UAB	2	6 players tied	1
Punt Returns (43 ranked)					Kam Shanks, UAB	20.9	Yamir Knight, James Madison	9.1
Punting (74 ranked)					Alex Mastromanno, Florida St.	49.1	Bryce Lofton, Southern Miss.	45.0
Receiving TDs (196 ranked)	Dallon Stroman	79	9	5	Nick Nash, San Jose St.	14	Devonte Ross, Troy	11
	Makai Jackson	129	15	4				
	Eli Wilson	129	15	4				
Receiving Yards (200 ranked)	Kaedin Robinson	31	3	840	Harold Fannin Jr., Bowling Green	1,295	Jamaal Pritchett, South Alabama	1,042
	Makai Jackson	128	10	588				
Receiving Yards Per Game (200 ranked)	Kaedin Robinson	9	2	93.3	Harold Fannin Jr., Bowling Green	117.7	Jamaal Pritchett, South Alabama	94.7
	Makai Jackson	107	9	58.8				
Receptions Per Game (198 ranked)	Kaedin Robinson	28	4	5.9	Nick Nash, San Jose St.	8.7	Jamaal Pritchett, South Alabama	7.4
	Makai Jackson	149	14	3.8				
Rush Yards Per Carry (157 ranked)	Ahmani Marshall	108	13	4.69	Devon Dampier, New Mexico	7.72	Braydon Bennett, Coastal Carolina	6.58
	Kanye Roberts	136	16	4.05				
Rushing TDs (179 ranked)	Ahmani Marshall	106	9	6	Ashton Jeanty, Boise St.	27	Ahmad Hardy, ULM	12
Rushing Yards (200 ranked)	Ahmani Marshall	118	13	586	Ashton Jeanty, Boise St.	2,062	Ahmad Hardy, ULM	1,179
Rushing Yards Per Game (200 ranked)	Ahmani Marshall	111	14	58.6	Ashton Jeanty, Boise St.	187.5	Ahmad Hardy, ULM	107.2
	Kanye Roberts	175	23	41.5				
Sacks (149 ranked)	Santana Hopper	51	5	0.56	Mike Green, Marshall	1.36	Mike Green, Marshall	1.36
	Michael Fletcher	112	9	0.44				

Statistic	Player	National Rank	Conference Rank	Value	National Leader	Value	Conference Leader	Value
Scoring (187 ranked)					Bryson Daily, Army West Point	15.3	Kenneth Almendares, Louisiana	10.6
Solo Tackles (15 ranked)					Carson Schwesinger, UCLA	7.2		
Tackles For Loss (18 ranked)					Mike Green, Marshall	1.8	Mike Green, Marshall	1.8
Total Interceptions (36 ranked)					Nohl Williams, California	7	Terrence Spence, James Madison Trevian Thomas, Arkansas St.	5 5
Total Offense (200 ranked)	Joey Aguilar	13	1	290.5	Jaxson Dart, Ole Miss	373.4	Joey Aguilar, App State	290.5
Total Points Scored (149 ranked)					Ashton Jeanty, Boise St.	168	Kenneth Almendares, Louisiana	117
Total Tackles (488 ranked)	Brendan Harrington DJ Burks Kyle Arnholt	188 298 298	18 30 30	6.1 5.3 5.3	Shaun Dolac, Buffalo	13.3	Marques Watson-Trent, Ga. Southern	9.7
Total Touchdowns (139 ranked)					Ashton Jeanty, Boise St.	28	Braydon Bennett, Coastal Carolina	13
Yards per Pass Attempt (114 ranked)	Joey Aguilar	48	5	7.64	Jaxson Dart, Ole Miss	11.01	Ben Woolldridge, Louisiana	8.83
Yards per Reception (200 ranked)	Christan Horn Kaedin Robinson Makai Jackson Dalton Stroman	25 73 83 88	2 7 8 9	18.67 15.85 15.47 15.35	O'Mega Blake, Charlotte	24.07	Omarion Dollison, James Madison	18.70

GAME 1						FINAL
ETSU	0	7	3	0	—	10
APP STATE	10	7	7	14	—	38

Aug. 31 - Kidd Brewer Stadium - Boone, N.C. - 36,232



GAME NOTES

App State won its 10th home opener in the last 11 tries.

The Mountaineers improved to 33-14-1 all-time against ETSU and won against an FCS team for the 11th time in 12 tries since moving up to the FBS ranks in 2014. It was App State's eighth straight win in the series against ETSU.

App State improved to 54-10 in home games since 2014, the seventh-best winning percentage nationally in that span (and best among Group of Five programs).

First-time starters for the Mountaineers included LG Griffin Scroggs, C Jack Hollifield, RT Thomas Shrader, DE Montez Kelley, NOSE Joshua Donald, DE Michael Fletcher, STAR Avarion Cole and CB Seth Robertson.

On the Mountaineers' second offensive play of the season and first passing play, Joey Aguilar connected with Christan Horn for an 83-yard touchdown, the longest throw and catch of their careers, respectively. Aguilar also threw a touchdown on his first pass of the season — and his first play overall — in last year's opener vs. Gardner-Webb.

Aguilar — the only returning FBS QB with 33+ touchdown passes and 3,700+ yards from last year — finished the day completing 22 of 37 passes for 326 yards and two touchdowns, while adding two more scores on the ground. It was his first game with multiple rushing touchdowns after scoring on the ground three times all of last season.

Kaedin Robinson had his fourth career triple-digit receiving yard outing.

App State's defense held the Buccaneers to just 122 passing yards and 305 total yards. ETSU converted only 3 of 13 third downs and 1 of 3 fourth downs.

Inside linebacker Kyle Arnholt led all players with a career-high 10 tackles.

TEAM TOTALS	ETSU	APP
First Downs		
Total	15	22
Rushing	7	10
Passing	7	10
Penalty	1	2
Rushing		
Total (Net)	183	174
Attempts	40	32
Avg. Per Rush	4.6	5.4
Rushing TDs	1	3
Yds. Gained	209	177
Yds. Lost	26	3
Passing		
Total (Net)	122	326
Comp.-Att.-Int.	11-20-0	22-36-0
Avg. / Att.	6.1	9.1
Avg. / Comp.	11.1	14.8
TDs	0	2
Total Offense		
Yards	305	500
Plays	60	68
Avg. / Play	5.1	7.4
Fumbles - Lost	0-0	0-0
Penalties - Yds.	7-65	6-61
Punting		
Punts - Yds.	6-288	3-117
Avg. / Punt	48	39
Inside 20	1	0
50+ Yds.	3	0
Touchbacks	3	0
Fair Catch	1	3
Kickoffs		
Total - Yds.	3-187	7-453
Avg. Yds. / Kickoff	62.3	64.7
Touchbacks	1	6
Returns		
Punt: Total - Yds. - TDs	0-0-0	0-0-0
Punt: Avg. / Return	0	0
Kickoff: Total - Yds. - TDs	1-23-0	2-49-0
Kickoff: Avg. / Return	23.0	24.5
INT: Total - Yds. - TDs	0-0-0	0-0-0
Fumble: Total - Yds. - TDs	0-0-0	0-0-0
Miscellaneous		
Misc. Yards	0	0
Poss. Time	30:30	28:25
3rd. Down Conv.	3 of 13	6 of 14
4th. Down Conversions	1 of 3	1 of 2
Red-Zone: Scores - Chances	1-1	3-3
Sacks: Total - Yds.	0-0	3-21
PAT: Total - Made	1-1	5-5
2PT Conversion: Total - Made	0-0	0-0
Field Goals: Total - Made	1-1	1-1

App State Pulls Away For Decisive Win In Opener

BOONE, N.C. — Three consecutive scoring drives for App State to begin the 2024 opener and three straight touchdowns toward the end of it bookended a 38-10 victory against FCS neighbor ETSU with the third-largest attendance figure in Kidd Brewer Stadium history on hand.

The attendance figure of 36,232 ranks behind only the matching 40,168 totals from the 2022 home opener against North Carolina and the 2023 visit from East Carolina.

Despite leading 17-0 midway through the second quarter, App State (1-0) found itself clinging to a 17-10 advantage while facing a fourth-and-5 from the ETSU 34 late in the third quarter.

If the Bucs make a stop in that situation, they gain possession with a chance to tie the game or even take the lead. Instead, Joey Aguilar's 34-yard TD pass to Eli Wilson started a run of 21 straight points.

Aguilar threw for 326 yards and accounted for four touchdowns, including an 83-yard score to Christan Horn on his first pass attempt.

In addition to the touchdown passes to Horn and Wilson, plus a 47-yard connection to Kaedin Robinson as part of his eight-catch, 103-yard game, Aguilar rushed for two touchdowns. Outside receiver Makai Jackson accounted for a team-best 47 of App State's 174 rushing yards thanks to his touchdown run to open the fourth quarter.

Defensively, App State recorded three sacks over the final 18 minutes. Thomas Davis accounted for 1.5 of them on back-to-back plays late in the third quarter, with help from Kevin Abrams-Verwayne on one. The Mountaineers limited ETSU to 305 yards, with 80 coming on their only TD.

That score, plus a short field goal with 5:49 left in the third quarter, cut ETSU's deficit to seven points. Wilson's TD on the longest reception of his career turned the momentum back in the Mountaineers' favor.

Their defense came up big after that, as Davis backed up ETSU with a sack and then combined with Abrams-Verwayne for a punt-forcing sack that almost resulted in a safety. App State started its next drive with good field position, and Jackson scored on his 47-yard end-around.

SCORING SUMMARY


Team	Qtr	Time	Scoring Play	Plays	Time	Score
APP	1st	12:18	Horn 83 yd pass from Aguilar (Hughes kick)	2-85	0:44	7-0
APP	1st	4:03	Hughes 32 yd field goal	11-42	4:24	10-0
APP	2nd	7:38	Aguilar 1 yd run (Hughes kick)	13-80	7:13	17-0
ETSU	2nd	1:49	Houston 80 yd run (Johnson kick)	2-85	0:46	17-7
ETSU	3rd	5:49	Johnson 25 yd field goal	9-58	5:05	17-10
APP	3rd	3:14	Wilson 34 yd pass from Aguilar (Hughes kick)	9-75	2:35	24-10
APP	4th	14:48	Jackson 47 yd run (Hughes kick)	2-54	0:52	31-10
APP	4th	8:39	Aguilar 1 yd run (Hughes kick)	7-68	3:14	38-10

STAT LEADERS

ETSU					APP STATE				
Rushing	Att.	Yds	TD		Rushing	Att.	Yds	TD	
Houston	15	126	1		Jackson	1	47	1	
Irby	12	40	0		Roberts	9	35	0	
King	13	17	0		Castle	9	28	0	
Totals	40	183	1		Aguilar	5	19	2	
					Haywood	4	19	0	
Passing	Cmp-Att-Int	Yds	TD		Robinson	1	13	0	
King	10-19-0	122	0		Marshall	3	13	0	
English	1-1-0	0	0		Totals	32	174	3	
Totals	11-20-0	122	0		Passing	Cmp-Att-Int	Yds	TD	
					Aguilar	22-36-0	326	2	
Receiving	No.	Yds	TD		Totals	22-36-0	326	2	
Lewis	3	47	0		Receiving	No.	Yds	TD	
Johnson	2	25	0		Robinson	8	103	0	
Page	2	23	0		Horn	3	89	1	
Burns	1	16	0		Wilson	3	43	1	
Meggett	1	11	0		Roberts	3	37	0	
Irby	1	0	0		Jackson	2	24	0	
Floyd	1	0	0		Castle	2	20	0	
Totals	11	122	0		Fowles	1	10	0	
					Totals	22	326	2	

GAME 2					FINAL
APP STATE	0	13	7	0	— 20
#22 Clemson	35	21	10	0	— 66

Sept. 7 - Memorial Stadium - Clemson, S.C. - 81,500



GAME NOTES

Clemson snapped App State's eight-game streak of one-score results against "Power 4" teams. The last time the Mountaineers lost by more than a touchdown against a Power 4 team had been a 31-10 defeat at No. 15 Georgia in the 2017 season opener.

App State allowed its most points in a game since a 66-13 loss at Virginia Tech in 2011.

App State now has a record of 3-11 against ranked opponents as an FBS team, including a 3-3 mark in its last six such games.

The Clemson attendance of 81,500 was the largest crowd App State had played in front of since its 2022 win at No. 6 Texas A&M in front of 92,664 at Kyle Field.

Cornerback Jason Chambers earned his first career start as a Mountaineer.

App State's offense compiled 24 first downs and 363 total yards, while converting 4-of-5 red-zone chances and allowing just one sack to the Tigers' defense.

Anderson Castle rushed seven times for 80 yards, the second-highest yardage total of his career. He scored a 4-yard touchdown for the Mountaineers' first points of the game in the second quarter and had another would-be touchdown called back due to a holding penalty.

Joey Aguilar completed 18 of 41 passes for 214 yards, one touchdown and no interceptions. He has either thrown or rushed for a touchdown in 14 of 16 games as App State's quarterback, including in 10 straight regular-season contests.

Makai Jackson scored his second touchdown in as many games, grabbing a 17-yard pass from Aguilar for a third-quarter score.

TEAM TOTALS	APP	CU
First Downs		
Total	24	28
Rushing	9	11
Passing	11	16
Penalty	4	1
Rushing		
Total (Net)	149	252
Attempts	27	34
Avg. Per Rush	5.5	7.4
Rushing TDs	1	4
Yds. Gained	162	259
Yds. Lost	13	7
Passing		
Total (Net)	214	460
Comp.-Att.-Int.	18-43-2	32-39-0
Avg. / Att.	5.0	11.8
Avg. / Comp.	11.9	14.4
TDs	1	5
Total Offense		
Yards	363	712
Plays	70	73
Avg. / Play	5.2	9.8
Fumbles - Lost	1-1	3-1
Penalties - Yds.	7-73	8-85
Punting		
Punts - Yds.	8-303	2-94
Avg. / Punt	37.9	47
Inside 20	2	1
50+ Yds.	1	1
Touchbacks	0	1
Fair Catch	0	1
Kickoffs		
Total - Yds.	4-238	11-698
Avg. Yds. / Kickoff	59.5	63.5
Touchbacks	2	5
Returns		
Punt: Total - Yds. - TDs	0-0-0	6-44-0
Punt: Avg. / Return	0	7.3
Kickoff: Total - Yds. - TDs	6-113-0	2-35-0
Kickoff: Avg. / Return	18.8	17.5
INT: Total - Yds. - TDs	0-0-0	2-0-0
Fumble: Total - Yds. - TDs	0-0-0	0-0-0
Miscellaneous		
Misc. Yards	0	0
Poss. Time	28:27	31:33
3rd. Down Conv.	4 of 13	6 of 12
4th. Down Conversions	0 of 0	1 of 3
Red-Zone: Scores - Chances	4-5	5-5
Sacks: Total - Yds.	0-0	1-7
PAT: Total - Made	2-2	9-9
2PT Conversion: Total - Made	0-0	0-0
Field Goals: Total - Made	2-2	1-1

Mountaineers Fall Hard On Road To No. 22 Clemson

CLEMSON, S.C. — Clemson made a bounce-back statement against an App State team known for its power-conference upsets and scares, as the Mountaineers had no answer for the 22nd-ranked Tigers in the early going of a 66-20 loss in Memorial Stadium.

App State's last eight games against power-conference opponents had all been decided by seven points or less, with the Mountaineers going 3-5 in that stretch.

App State got on the board for the first time on a 4-yard touchdown run from Anderson Castle with 10:39 left in the second quarter to cut into a 42-0 deficit. Michael Hughes followed by extending his streak of consecutive made field goals to 14 with a pair of second-quarter kicks: a 36-yarder after Andre Hamilton forced and recovered a fumble on a punt return, then a 35-yarder to end the first half.

The Mountaineers trimmed the deficit to 56-20 by opening the second half with a touchdown drive that ended with Aguilar's 17-yard TD pass to Makai Jackson, who had a career-high six catches.

Clemson (1-1) scored TDs on all eight of its first-half possessions, with Cade Klubnik completing 24 of his 26 pass attempts for 378 yards and five TDs. The Tigers, who had trailed 6-0 at halftime of a 34-3 loss to No. 1 Georgia, took the lead for good Saturday when Klubnik fired a 76-yard touchdown pass to Bryant Wesco Jr. in the opening 90 seconds.

SCORING SUMMARY

Team	Qtr	Time	Scoring Play	Plays	Time	Score
CU	1st	13:46	Wesco Jr. 76 yd pass from Klubnik (Hauser kick)	3-75	1:14	0-7
CU	1st	9:40	Klubnik 2 yd run (Hauser kick)	6-84	2:16	0-14
CU	1st	7:08	Mafah 83 yd run (Hauser kick)	3-92	1:10	0-21
CU	1st	2:34	Briningstool 41 yd pass from Klubnik (Hauser kick)	5-69	1:51	0-28
CU	1st	1:11	Williams 29 yd pass from Klubnik (Hauser kick)	1-44	0:12	0-35
CU	2nd	12:58	Klubnik 3 yd run (Hauser kick)	5-30	2:02	0-42
APP	2nd	10:39	Castle 4 yd run (Hughes kick)	7-63	2:14	7-42
CU	2nd	6:48	Moore 33 yd pass from Klubnik (Hauser kick)	9-71	3:47	7-49
APP	2nd	3:28	Hughes 36 yd field goal	6-12	1:49	10-49
CU	2nd	0:54	Briningstool 17 yd pass from Klubnik (Hauser kick)	9-75	2:34	10-56
APP	2nd	0:00	Hughes 35 yd field goal	7-58	0:54	13-56
APP	3rd	12:31	Jackson 17 yd pass from Aguilar (Hughes kick)	6-75	2:29	20-56
CU	3rd	3:10	Vizzina 5 yd run (Hauser kick)	7-61	3:15	20-63
CU	3rd	1:51	Hauser 36 yd field goal	4-1	1:14	20-66

STAT LEADERS

APP STATE				CLEMSON			
Rushing	Att.	Yds	TD	Rushing	Att.	Yds	TD
Castle	7	80	1	Mafah	10	118	1
Marshall	7	28	0	Haynes	5	49	0
Jackson	2	24	0	Eziomume	5	33	0
Roberts	5	13	0	Vizzina	6	31	1
Haywood	3	5	0	Turner	1	12	0
Calhoun	1	2	0	Klubnik	2	5	2
Aguilar	2	-3	0	Adams Jr.	3	2	0
Totals	27	149	1	Pearman	1	1	0
				Rigby	1	1	0
				Totals	34	252	4
Passing	Cmp-Att-Int	Yds	TD	Passing	Cmp-Att-Int	Yds	TD
Aguilar	18-41-0	214	1	Klubnik	24-26-0	378	5
Wiles	0-1-1	0	0	Vizzina	7-11-0	78	0
Robinson	0-1-1	0	0	Pearman	1-2-0	4	0
Totals	18-43-2	214	1	Totals	32-39-0	460	5
Receiving	No.	Yds	TD	Receiving	No.	Yds	TD
Jackson	6	54	1	Briningstool	7	100	2
Robinson	3	58	0	Turner	4	49	0
Horn	3	47	0	Randall	4	31	0
Wilson	3	26	0	Wesco Jr.	3	130	1
Castle	1	19	0	Moore	3	44	1
Haywood	1	9	0	Williams	3	44	1
Marshall	1	1	0	Stellato	2	23	0
Totals	18	214	1	Sapp	1	18	0
				Patt-Henry	1	12	0
				Johnson	1	5	0
				Swinney	1	4	0
				Haynes	1	2	0
				Brown	1	-2	0
				Totals	32	460	5

GAME 3					FINAL	
APP STATE	0	14	7	0	—	21
East Carolina	16	0	0	3	—	19

Sept. 14 - Dowdy-Ficklen Stadium - Greenville, N.C. - 46,117



GAME NOTES

It was the Mountaineers' 36th road win since 2014, ranking fifth among all FBS schools behind only Boise State, Ohio State, Alabama and Clemson.

It was the Mountaineers' first win in Greenville since 1959, snapping a seven-game losing streak there from 1962-2012.

It was App State's largest comeback win - from down 16 points at 16-0 in the second quarter - since the 2017 game at Idaho when the Mountaineers overcame a 20-0 deficit to win 23-20.

Joey Aguilar completed 32 of 47 passes for 424 yards - all career highs - with two touchdowns and two interceptions. It was the third-most passing yards in a game in school history (and most ever in a road game), tied for the sixth-most completions and the 11th-most attempts.

Last year, Aguilar led the country with 15 touchdown passes to either tie a game or give his team the lead. Against ECU, he did so for the second time in three games this season.

Aguilar has either thrown or rushed for a touchdown in 15 of 17 games as App State's quarterback, including in 11 straight regular-season contests.

The Mountaineers' defense racked up a season-high four sacks by four different players - Santana Hopper, Joshua Donald (first at App State), Cahari Haynes (first career) and Montez Kelley.

App State trailed 16-0 after one quarter, starting with a 65-yard touchdown pass from Jake Garcia on the third play of the game from the Pirates, who added a field goal and then missed the extra point after Shavon Revel Jr. returned an interception 50 yards for a touchdown. They had 110 yards of offense in the first quarter but managed 214 yards the rest of the way.

TEAM TOTALS	APP	ECU
First Downs		
Total	25	16
Rushing	6	6
Passing	19	7
Penalty	0	3
Rushing		
Total (Net)	81	98
Attempts	36	30
Avg. Per Rush	2.3	3.3
Rushing TDs	0	0
Yds. Gained	106	115
Yds. Lost	25	17
Passing		
Total (Net)	424	226
Comp.-Att.-Int.	32-47-2	18-28-1
Avg. / Att.	9.0	8.1
Avg. / Comp.	13.3	12.6
TDs	2	1
Total Offense		
Yards	505	324
Plays	83	58
Avg. / Play	6.1	5.6
Fumbles - Lost	2-1	2-1
Penalties - Yds.	5-61	6-42
Punting		
Punts - Yds.	5-224	5-201
Avg. / Punt	44.8	40.2
Inside 20	1	1
50+ Yds.	1	0
Touchbacks	2	0
Fair Catch	0	4
Kickoffs		
Total - Yds.	5-289	5-315
Avg. Yds. / Kickoff	57.8	63.0
Touchbacks	2	3
Returns		
Punt: Total - Yds. - TDs	0-0-0	3-18-0
Punt: Avg. / Return	0	6.0
Kickoff: Total - Yds. - TDs	2-32-0	3-50-0
Kickoff: Avg. / Return	16.0	16.7
INT: Total - Yds. - TDs	1-21-0	2-50-1
Fumble: Total - Yds. - TDs	0-0-0	0-0-0
Miscellaneous		
Misc. Yards	0	0
Poss. Time	39:00	21:00
3rd. Down Conv.	6 of 14	5 of 13
4th. Down Conversions	0 of 0	0 of 0
Red-Zone: Scores - Chances	3-4	1-2
Sacks: Total - Yds.	4-17	1-0
PAT: Total - Made	1-1	1-2
2PT Conversion: Total - Made	1-1	0-0
Field Goals: Total - Made	2-2	2-3

Inspired Rally Produces Dramatic Road Win At ECU

GREENVILLE, N.C. — App State Football's third straight win against East Carolina required a first-half rally and plenty of fourth-quarter resolve.

Traveling for their first FBS-vs.-FBS matchup against the Pirates in Dowdy-Ficklen Stadium, after a 2021 win in Charlotte and 2023 victory in Boone, the Mountaineers prevailed 21-19 despite falling behind 16-0 in the opening 10 minutes with a big crowd of 46,117 on hand.

Joey Aguilar threw for a career-high 424 yards and two TDs, including a 36-yard, go-ahead score to Makai Jackson late in the third quarter. Jackson finished with 86 yards, compared to 129 on seven catches from Kaedin Robinson and 108 on five receptions from Christian Horn.

A defense that recorded four sacks and recovered one fumble made another key stop when cornerback Seth Robertson intercepted a deep pass at the App State 31 and returned the ball 21 yards with the Mountaineers (2-1) holding a two-point lead in the final five minutes.

Jackson made a diving grab to beat a nearby defender to the ball on third-and-6 reception for 11 yards after the pass slipped through both hands of an interception-minded defensive back and popped high into the air. Eli Wilson moved the chains again with an 11-yard reception to set up the two-minute timeout, and the Mountaineers were able to kneel out the clock when Anderson Castle gained 10 yards on a second-and-10 rush after ECU had used its final timeout.

"I live and die with these kids, and tonight showed we have a very gritty football team," App State head coach Shawn Clark said. "It couldn't start off any worse than it did going down 16-0. We kept telling our team, 'One play at a time. One moment at a time.' "

Facing an up-tempo opponent that had run 89 plays a week earlier, App State possessed the ball for 39 of the game's 60 minutes and totaled 505 yards of offense, with 47 pass attempts and 36 runs for 83 total plays. Ethan Johnson forced a fumble that Jordan Favors recovered for the defense's first takeaway of the season, while Joshua Donald, Cahari Haynes, Montez Kelley and Santana Hopper produced sacks.

SCORING SUMMARY

Team	Qtr	Time	Scoring Play	Plays	Time	Score
ECU	1st	14:29	Wright Jr. 65 yd pass from Garcia (Conrad kick)	3-75	0:31	0-7
ECU	1st	6:33	Conrad 48 yd field goal	12-50	5:15	0-10
ECU	1st	4:55	Revel Jr. 50 yd interception (kick failed)			0-16
APP	2nd	14:17	Wilson 6 yd pass from Aguilar (Wilson catch)	13-75	5:38	8-16
APP	2nd	7:00	Hughes 28 yd field goal	10-71	5:52	11-16
APP	2nd	0:09	Hughes 35 yd field goal	7-55	0:55	14-16
APP	3rd	0:41	Jackson 36 yd pass from Aguilar (Hughes kick)	4-56	1:24	21-16
ECU	4th	12:39	Conrad 43 yd field goal	12-50	3:10	21-19

STAT LEADERS

APP STATE				EAST CAROLINA			
Rushing	Att.	Yds	TD	Rushing	Att.	Yds	TD
Castle	17	40	0	Harris	18	87	0
Aguilar	8	28	0	Bond	3	15	0
Roberts	5	15	0	Gunn Jr.	2	3	0
Marshall	4	8	0	Garcia	7	-7	0
Team	2	-10	0	Totals	30	98	0
Totals	36	81	0				
Passing	Comp-Att-Int	Yds	TD	Passing	Comp-Att-Int	Yds	TD
Aguilar	32-47-2	424	2	Garcia	18-28-1	226	1
Totals	32-47-2	424	2	Totals	18-28-1	226	1
Receiving	No.	Yds	TD	Receiving	No.	Yds	TD
Robinson	7	129	0	A. Smith	5	56	0
Jackson	6	86	1	Kelly	4	39	0
Horn	5	108	0	Wright Jr.	3	72	0
Castle	5	13	0	Sowell	3	30	0
Wilson	4	53	1	Smith	1	29	0
Stroman	2	21	0	Montgomery	1	0	0
Hamlett	1	8	0	Harris	1	0	0
Marshall	1	3	0	Totals	18	226	1
Larkins	1	3	0				
Totals	32	424	2				

GAME 4					FINAL
South Alabama	14	14	13	7	— 48
APP STATE	0	7	0	7	— 14

Sept. 19 - Kidd Brewer Stadium - Boone, N.C. - 34,133



GAME NOTES

Attendance at a sold-out Kidd Brewer Stadium on this Thursday night was 34,133, the ninth-largest crowd in stadium history. Eight of the top 10 crowds in stadium history have occurred since 2022.

This was App State's first loss in a Sun Belt opener since a 2014 loss at Georgia Southern. It snapped a nine-game win streak in Sun Belt openers.

South Alabama's 48 points were the most allowed by App State to a league foe in regulation since a 52-45 loss at ULM in 2017.

For the third straight game, App State fell behind by multiple touchdowns before getting its first points on the board.

Safety DJ Burks and offensive guard Garner Langlo got their first career starts.

Maquel Haywood led App State rushers with a season-high 47 yards on seven carries. His fourth-quarter touchdown run was his third score as a Mountaineer.

Dalton Stroman's 47-yard touchdown catch as time expired at the end of the first half was his first score of the season and the eighth of his career.

With 266 passing yards, Joey Aguilar took over the FBS lead with a season total of 1,230 passing yards after the first four games.

Kaedin Robinson led all receivers with six catches for 85 yards. He has caught a pass in 29 consecutive games, which ranks top 15 among all FBS players.

In his first career start, safety DJ Burks had a career-high 14 tackles, including one for a loss. Avarion Cole also had a career-high eight tackles.

This was the first time in school history that App State allowed two 100-yard rushers in the same game.

TEAM TOTALS	USA	APP
First Downs		
Total	27	24
Rushing	16	9
Passing	8	12
Penalty	3	3
Rushing		
Total (Net)	320	119
Attempts	43	28
Avg. Per Rush	7.4	4.3
Rushing TDs	5	1
Yds. Gained	335	145
Yds. Lost	15	26
Passing		
Total (Net)	154	266
Comp.-Att.-Int.	16-24-0	21-40-1
Avg. / Att.	6.4	6.7
Avg. / Comp.	9.6	12.7
TDs	2	1
Total Offense		
Yards	474	385
Plays	67	68
Avg. / Play	7.1	5.7
Fumbles - Lost	1-1	1-1
Penalties - Yds.	9-69	6-47
Punting		
Punts - Yds.	3-121	6-250
Avg. / Punt	40.3	41.7
Inside 20	1	2
50+ Yds.	0	0
Touchbacks	1	0
Fair Catch	1	0
Kickoffs		
Total - Yds.	8-503	2-120
Avg. Yds. / Kickoff	62.9	60.0
Touchbacks	4	1
Returns		
Punt: Total - Yds. - TDs	3-67-0	0-0-0
Punt: Avg. / Return	22.3	0
Kickoff: Total - Yds. - TDs	0-0-0	3-52-0
Kickoff: Avg. / Return	0	17.3
INT: Total - Yds. - TDs	1-96-0	0-0-0
Fumble: Total - Yds. - TDs	0-0-0	0-0-0
Miscellaneous		
Misc. Yards	0	0
Poss. Time	34:12	25:48
3rd. Down Conv.	6 of 11	4 of 13
4th. Down Conversions	1 of 1	0 of 2
Red-Zone: Scores - Chances	5-5	1-4
Sacks: Total - Yds.	1-13	1-1
PAT: Total - Made	6-7	2-2
2PT Conversion: Total - Made	0-0	0-0
Field Goals: Total - Made	0-0	0-0

App State Drops Thursday Night Sun Belt Opener

BOONE, N.C. — App State opened its Sun Belt Conference schedule with a 48-14 home loss to South Alabama on a Thursday night.

Five days removed from a low-scoring, hard-fought win at ECU, the Mountaineers (2-2, 0-1) fell behind in the opening minutes and had a nine-game winning streak in Sun Belt openers snapped by an opponent coming off an 87-point performance the previous Thursday.

A crowd of 34,133 for the midweek ESPN game gave App State its seventh straight sellout at The Rock.

Joey Aguilar threw for 266 yards, with a Hail Mary touchdown to Dalton Stroman as the first half ended, and Kaedin Robinson led the offense with six catches for 85 yards. Maquel Haywood scored on a 2-yard run in the final minute and led the team with 47 rushing yards.

Defensive end Santana Hopper forced a fumble on a sack for the second straight week, with Shawn Collins making the early recovery, and safety DJ Burks recorded a career-high 14 tackles in his first start.

With App State trailing 14-0 in the second quarter, Conner Maynard's second punt inside the 10 backed up South Alabama's offense, but a 95-yard touchdown drive gave the Jaguars (2-2, 1-0) a 21-0 lead with 5:30 left before halftime.

App State, set to receive the ball to open the second half, had a chance to get back in the game thanks to a drive inside South Alabama's 10 in the final three minutes of the second quarter. Instead, Jordan Scruggs stepped in front of a pass at the goal line and sprinted 96 yards to the App State 4. Christan Horn's touchdown-saving tackle briefly kept the Jaguars from extending their lead, but they scored two plays later.

The Mountaineers at least went into the break with momentum via Stroman's 47-yard touchdown grab on the Hail Mary heave from Aguilar on the last play of the half. App State received to begin the second half and approached midfield before a fourth-and-6 pass fell incomplete with the Mountaineers needing points to apply game pressure.

SCORING SUMMARY


Team	Qtr	Time	Scoring Play	Plays	Time	Score
USA	1st	11:59	Thomas-Jones 10 yd pass from Lopez (Marjan kick)	6-75	3:01	0-7
USA	1st	7:10	Bothwell 22 yd run (Marjan kick)	6-60	2:06	0-14
USA	2nd	5:30	Lopez 31 yd run (Marjan kick)	13-95	7:49	0-21
USA	2nd	2:30	Bullock 2 yd run (Marjan kick)	2-2	0:12	0-28
APP	2nd	0:00	Stroman 47 yd pass from Aguilar (Hughes kick)	6-75	0:53	7-28
USA	3rd	11:08	Pritchett 18 yd pass from Lopez (kick failed)	3-47	1:31	7-34
USA	3rd	5:35	Bothwell 14 yd run (Marjan kick)	6-67	3:04	7-41
USA	4th	4:15	Celestine 6 yd run (DiBoyan kick)	9-55	6:00	7-48
APP	4th	0:52	Haywood 2 yd run (Hughes kick)	12-75	3:16	14-48

STAT LEADERS

SOUTH ALABAMA					APP STATE				
Rushing	Att.	Yds	TD		Rushing	Att.	Yds	TD	
Bothwell	14	116	2		Haywood	7	47	1	
Lopez	7	105	1		Roberts	8	38	0	
Bullock	11	46	1		Castle	6	36	0	
Davenport	3	34	0		Marshall	4	17	0	
Celestine	4	16	1		Team	1	-8	0	
Martin	2	5	0		Aguilar	2	-11	0	
Team	2	-2	0		Totals	28	119	1	
Totals	43	320	5						
Passing	Cmp-Att-Int	Yds	TD		Passing	Cmp-Att-Int	Yds	TD	
Lopez	16-24-0	154	2		Aguilar	21-40-1	266	1	
Totals	16-24-0	154	2		Totals	21-40-1	266	1	
Receiving	No.	Yds	TD		Receiving	No.	Yds	TD	
Robinson	6	85	0		Robinson	6	85	0	
Horn	4	47	0		Horn	4	47	0	
Castle	3	10	0		Castle	3	10	0	
Stroman	2	60	0		Stroman	2	60	0	
Jackson	2	32	0		Jackson	2	32	0	
Haywood	2	23	0		Haywood	2	23	0	
Roberts	2	9	0		Roberts	2	9	0	
Totals	21	266	0		Totals	21	266	0	

GAME 5					FINAL	
APP STATE	3	14	7	13	—	37
Marshall	7	21	10	14	—	52

Oct. 5 - Joan C. Edwards Stadium - Huntington, W.Va. - 28,023



GAME NOTES

App State outgained Marshall in total yards, 473-365, and in first downs, 32-21. But the Mountaineers committed 15 penalties for 158 yards and lost the turnover battle, 2-0. The penalties and penalty yards were both third-most in a single game in school history.

Marshall's 52 points were the most allowed by App State to a Sun Belt foe since a 52-45 loss at ULM in 2017.

App State's losing streak at Marshall extended to four straight. The home team has won six straight contests in the series dating back to 2002.

The Mountaineers' opponent scored a touchdown on its first series for the fourth straight game.

App State fell to 0-2 in Sun Belt play for the first time since 2014, its first year in the league. That season, the Mountaineers went on to win their final six league games.

There were a lot of bright spots for App State's offense, including season highs in rushing yards (180), first downs (32), rushing touchdowns (three - tied) and passing touchdowns (two - tied). The offense was 6-for-6 on fourth-down conversions and 4-for-4 scoring in the red zone.

Joey Aguilar completed 26 of 44 passes for 293 yards with two touchdowns and two interceptions, while rushing 10 times for a team-high 55 yards. He has either thrown or rushed for a touchdown in 17 of 19 games as App State's quarterback, including in 13 straight regular-season contests.

On his first career attempt, redshirt freshman kicker Jackson Moore nailed a 42-yard field goal for App State's first score of the contest. Moore was filling in for injured starter Michael Hughes. Moore finished the game 1-for-2 on field goals and 4-for-4 on PATs, while Cash McVay also kicked off once.

TEAM TOTALS	APP	MAR
First Downs		
Total	25	16
Rushing	10	13
Passing	16	4
Penalty	6	4
Rushing		
Total (Net)	180	236
Attempts	40	39
Avg. Per Rush	4.5	6.1
Rushing TDs	3	3
Yds. Gained	213	249
Yds. Lost	33	13
Passing		
Total (Net)	293	129
Comp.-Att.-Int.	26-44-2	8-14-0
Avg. / Att.	6.7	9.2
Avg. / Comp.	11.3	16.1
TDs	2	3
Total Offense		
Yards	473	365
Plays	84	53
Avg. / Play	5.6	6.9
Fumbles - Lost	1-0	1-0
Penalties - Yds.	15-158	8-85
Punting		
Punts - Yds.	2-90	2-78
Avg. / Punt	45	39
Inside 20	0	1
50+ Yds.	0	0
Touchbacks	0	0
Fair Catch	0	1
Kickoffs		
Total - Yds.	5-270	9-585
Avg. Yds. / Kickoff	54.0	65.0
Touchbacks	0	8
Returns		
Punt: Total - Yds. - TDs	0-0-0	1-10-0
Punt: Avg. / Return	0	10.0
Kickoff: Total - Yds. - TDs	1-14-0	6-87-0
Kickoff: Avg. / Return	14.0	14.5
INT: Total - Yds. - TDs	0-0-0	2-14-1
Fumble: Total - Yds. - TDs	0-0-0	0-0-0
Miscellaneous		
Misc. Yards	0	0
Poss. Time	35:34	24:26
3rd. Down Conv.	3 of 14	5 of 8
4th. Down Conversions	6 of 6	0 of 0
Red-Zone: Scores - Chances	4-4	3-3
Sacks: Total - Yds.	0-0	4-30
PAT: Total - Made	4-4	7-7
2PT Conversion: Total - Made	0-1	0-0
Field Goals: Total - Made	1-2	1-1

App State Falls At Marshall In Return To Competition

HUNTINGTON, W.Va. — Playing for the first time in 16 days, and just a little more than a week removed from the devastating arrival of Hurricane Helene in western North Carolina, App State lost 52-37 at Marshall.

Days of rains in advance of Helene's arrival, coupled with the storm's wide-ranging impact, led to the cancelation of a Sept. 28 home game against Liberty. With the long recovery process starting for many in Boone, Watauga County, the western part of the state and several surrounding states, the Mountaineers hit the road for Huntington on Friday. Several coaches wore "Mountain Strong" shirts during the game.

Joey Aguilar threw two touchdown passes to Dalton Stroman, and Ahmani Marshall had a pair of 2-yard touchdown runs in the final seven minutes. The offense went 6-for-6 on fourth-down conversions, but the Mountaineers committed 15 penalties for 158 yards.

App State (2-3, 0-2 Sun Belt) won the toss and elected to receive, but a three-and-out punt preceded an opening series touchdown drive from Marshall (3-2, 1-0 Sun Belt) — the fourth straight game an opponent had scored a touchdown on its first series.

The Mountaineers took a 10-7 lead thanks to a 42-yard field goal on the first career attempt from Jackson Moore, a redshirt freshman filling in for the sidelined Michael Hughes, and a 10-yard touchdown run from Kanye Roberts to open the second quarter.

Marshall regained the lead for good as back Jordan Houston scored a 75-yard touchdown after catching a short swing pass on the second play of the next series, and the Thundering Herd scored again 12 seconds later when a bobbled swing pass on the first play of the next possession resulted in a 13-yard interception return for a touchdown.

SCORING SUMMARY

Team	Qtr	Time	Scoring Play	Plays	Time	Score
MAR	1st	11:56	Braxton 3 yd run (Verhoff kick)	4-48	1:45	0-7
APP	1st	7:51	Moore 42 yd field goal	10-51	4:05	3-7
APP	2nd	14:55	Roberts 10 yd run (Moore kick)	19-94	6:26	10-7
MAR	2nd	14:05	Houston 75 yd pass from Braxton (Verhoff kick)	2-76	0:46	10-14
MAR	2nd	13:53	Anderson 13 yd interception return (Verhoff kick)			10-21
MAR	2nd	4:58	Turner 5 yd pass from Braxton (Verhoff kick)	9-79	3:06	10-28
APP	2nd	0:47	Stroman 21 yd pass from Aguilar (Moore kick)	9-75	4:11	17-28
MAR	3rd	7:01	Turner 29 yd run (Verhoff kick)	8-80	3:56	17-35
MAR	3rd	5:06	Verhoff 38 yd field goal	4-8	1:49	17-38
APP	3rd	1:50	Stroman 27 yd pass from Aguilar (Moore kick)	8-75	3:16	24-38
MAR	4th	11:12	Montgomery 26 yd pass from Braxton (Verhoff kick)	10-65	5:33	24-45
APP	4th	6:05	Marshall 2 yd run (Moore kick)	14-75	5:07	31-45
MAR	4th	4:16	Braxton 35 yd run (Verhoff kick)	6-58	1:49	31-52
APP	4th	1:13	Marshall 2 yd run (pass failed)	10-75	3:03	37-52

STAT LEADERS

APP STATE				MARSHALL			
Rushing	Att.	Yds	TD	Rushing	Att.	Yds	TD
Aguilar	10	55	0	Braxton	15	140	2
Marshall	10	48	2	Turner	12	65	1
Roberts	13	36	1	Houston	6	35	0
Haywood	6	24	0	Montgomery	1	4	0
Jackson	1	17	0	Payne	1	1	0
Totals	40	180	3	Chapman	1	-4	0
				Team	3	-5	0
Passing	Comp-Att-Int	Yds	TD	Totals	39	236	3
Aguilar	26-44-2	293	2	Garcia	8-14-0	129	3
Totals	26-44-2	293	2	Earle	0-0-0	0	0
				Totals	8-14-0	129	3
Receiving	No.	Yds	TD	Receiving	No.	Yds	TD
Robinson	8	94	0	Montgomery	2	29	1
Stroman	5	75	2	Houston	1	75	1
Jackson	5	29	0	Payne	1	8	0
Haywood	2	20	0	Chester	1	6	0
Larkins	2	8	0	Turner	1	5	1
Hetzel	1	27	0	Fitzpatrick	1	4	0
Fowles	1	19	0	Metcalf	1	2	0
Wilson	1	15	0	Totals	8	129	3
Marshall	1	6	0				
Totals	44	293	2				

GAME 6						FINAL
APP STATE	0	14	3	7	—	24
Louisiana	3	14	3	14	—	34

Oct. 12 - Cajun Field - Louisiana, La. - 14,058



GAME NOTES

In a series of streaks, Louisiana won for the fourth straight time after App State won the first eight meetings from 2014-19.

At 2-4 overall, the loss gave App State its worst record through six games since starting 1-5 in 2014, its FBS debut season that featured six straight victories to finish the year 7-5.

The Mountaineers fell to 0-3 in Sun Belt play for the first time and had their first 0-3 start in league play since 1972, their first year in the Southern Conference.

It was the second straight conference road game that App State outgained its opponent in total yardage but lost.

App State lost the turnover battle for the fifth straight game, with a 1-4 record in those contests.

Kanye Roberts rushed 26 times for a career-high 148 and caught a 15-yard touchdown pass for his first career receiving touchdown. It was the Mountaineers' first individual 100-yard rushing performance of the season.

For the sixth time in six games, Kaedin Robinson led the team in receiving yards, catching seven passes for 96 yards.

Joey Aguilar passed for 236 yards and three touchdowns, but he threw a career-high four interceptions. It was his first game as a Mountaineer throwing more than two picks.

App State's defense had one of its best showings of the season, holding the Cajuns to 364 total yards.

Jordan Favors snagged App State's first interception in league play this season.

Brendan Harrington led the team with six tackles, all solo, in his first start in a Sun Belt game since Nov. 27, 2021.

TEAM TOTALS	APP	UL
First Downs		
Total	25	19
Rushing	11	7
Passing	13	10
Penalty	1	2
Rushing		
Total (Net)	155	166
Attempts	35	36
Avg. Per Rush	4.4	4.6
Rushing TDs	0	2
Yds. Gained	175	170
Yds. Lost	20	4
Passing		
Total (Net)	236	198
Comp.-Att.-Int.	20-42-4	14-23-1
Avg. / Att.	5.6	8.6
Avg. / Comp.	11.8	14.1
TDs	3	2
Total Offense		
Yards	391	364
Plays	77	59
Avg. / Play	5.1	6.2
Fumbles - Lost	1-1	1-0
Penalties - Yds.	4-28	6-52
Punting		
Punts - Yds.	3-129	4-164
Avg. / Punt	43	41
Inside 20	3	0
50+ Yds.	0	1
Touchbacks	0	0
Fair Catch	1	2
Kickoffs		
Total - Yds.	5-285	7-446
Avg. Yds. / Kickoff	57.0	63.7
Touchbacks	0	4
Returns		
Punt: Total - Yds. - TDs	1-6-0	2--3-0
Punt: Avg. / Return	6.0	-1.5
Kickoff: Total - Yds. - TDs	3-60-0	5-95-0
Kickoff: Avg. / Return	20.0	19.0
INT: Total - Yds. - TDs	1-0-0	4-18-0
Fumble: Total - Yds. - TDs	0-0-0	1-70-0
Miscellaneous		
Misc. Yards	0	0
Poss. Time	30:40	29:20
3rd. Down Conv.	8 of 14	6 of 13
4th. Down Conversions	1 of 1	1 of 1
Red-Zone: Scores - Chances	2-2	4-4
Sacks: Total - Yds.	0-0	2-20
PAT: Total - Made	3-3	4-4
2PT Conversion: Total - Made	0-0	0-0
Field Goals: Total - Made	1-1	2-3

Comeback Attempt Falls Short On Road At Louisiana

LAFAYETTE, La. — App State fought back from a series of hard-to-believe developments in the fourth quarter to give itself a chance for a comeback road victory, but Louisiana pulled out a 34-24 win.

Kanye Roberts rushed for 148 yards on 26 attempts and caught a 15-yard TD pass. Kaedin Robinson had seven catches for 96 yards.

Jordan Favors made a critical interception deep in App State territory with the Mountaineers trailing by three points in the final six minutes, but their third turnover of the fourth quarter and fourth turnover of the game set up an outcome-sealing touchdown on quarterback Ben Wooldridge's 1-yard sneak with 1:03 left. The Ragin' Cajuns forced another turnover in the final minute, totaling five takeaways and four INTs.

Trailing 20-17 early in the fourth quarter, App State (2-4, 0-3) moved inside the UL 20 on a first-down run but lost a fumble that Justin Agu picked up and returned 68 yards to the Mountaineers' 17. With one half of the stadium closed because of construction and limited ability to see when the ball popped out from a large crowd, the on-field call of a fumble stood, and a penalty for a horse collar stop on the lengthy return gave the Ragin' Cajuns (5-1, 2-0) a first down at the App State 8.

Louisiana back Bill Davis mishandled the exchange, kicking the ball through traffic into the end zone, and offensive lineman Landon Burton split two defenders to fall on the loose ball for an improbable touchdown. The Ragin' Cajuns intercepted a 50-50 deep ball at the UL 28 on the very next play, capping a wild 26-second stretch.

App State's defense came up with a three-and-out stop, and Joey Aguilar completed three passes to Robinson to start a bounce-back drive that ended on Eli Wilson's 26-yard TD reception with 8:06 remaining.

The Mountaineers regained possession at their 16 with 5:36 left when Favors intercepted a deep throw, but a desperate heave on a third-and-4 from the App State 35 was tipped and intercepted by Tyrone Lewis.

Louisiana converted fourth-and-4 situation from the 26 with 2:11 left and scored a late touchdown to push the margin to double figures.

SCORING SUMMARY

Team	Qtr	Time	Scoring Play	Plays	Time	Score
UL	1st	8:03	Almendares 32 yd field goal	12-75	4:56	0-3
APP	2nd	10:29	Larkins 1 yd pass from Aguilar (Moore kick)	13-77	6:48	7-3
UL	2nd	10:10	Carter 74 yd pass from Wooldridge (Almendares kick)	1-74	0:13	7-10
UL	2nd	1:55	Broussard 8 yd pass from Wooldridge (Almendares kick)	5-33	3:14	7-17
APP	2nd	0:27	Roberts 15 yd pass from Aguilar (Moore kick)	10-70	1:28	14-17
APP	3rd	8:19	Moore 44 yd field goal	11-44	4:46	17-17
UL	3rd	3:10	Almendares 53 yd field goal	11-41	5:04	17-20
UL	4th	13:11	Burton 0 yd recovery (Almendares kick)	1-7	0:08	17-27
APP	4th	8:06	Wilson 26 yd pass from Aguilar (Moore kick)	7-67	2:38	24-27
UL	4th	1:03	Wooldridge 1 yd run (Almendares kick)	7-32	2:44	24-34

STAT LEADERS

APP STATE					LOUISIANA				
Rushing	Att.	Yds	TD		Rushing	Att.	Yds	TD	
Roberts	26	148	0		Perry	14	53	0	
Marshall	4	5	0		Washington	7	51	0	
Aguilar	5	2	0		Davis	8	39	0	
Totals	35	155	0		Wooldridge	5	25	1	
					Burton	0	0	1	
					Team	2	-2	0	
Passing	Cmp-Att-Int	Yds	TD		Totals	36	166	2	
Aguilar	20-42-4	236	3						
Totals	20-42-4	236	3						
					Passing	Cmp-Att-Int	Yds	TD	
Receiving	No.	Yds	TD		Wooldridge	14-23-1	198	2	
Robinson	7	96	0		Totals	14-23-1	198	2	
Jackson	5	48	0						
Wilson	3	53	1		Receiving	No.	Yds	TD	
Stroman	2	15	0		Carter	4	107	1	
Roberts	2	15	1		LeGendre	4	67	0	
Horn	1	8	0		Williams	3	10	0	
Larkins	1	1	1		Broussard	1	8	1	
Totals	20	236	3		Smith	1	4	0	
					Bernard	1	2	0	
					Totals	14	198	2	

GAME 7						FINAL
Georgia State	0	16	7	3	—	26
APP STATE	2	16	7	8	—	33

Oct. 26 - Kidd Brewer Stadium - Boone, N.C. - 33,783



GAME NOTES

From fans flocking to King Street in support of local businesses, to App State alums Luke Combs and Eric Church headlining a Charlotte-based Concert for Carolina show that raised more than \$24 million, the events of Saturday contributed to a bigger cause.

The Mountaineers improved to 11-0 against Georgia State, dating back to 2014.

Similar to the first home game following Hurricane Katrina for the New Orleans Saints, who scored an early touchdown on a blocked punt, App State opened its first home game after the storm with a blocked punt. The Steve Gleason block against a team from Atlanta occurred with 13:30 remaining in the first quarter. Ahmani Marshall's block gave App State a 2-0 lead with 13:27 remaining in the first quarter.

It was the first safety recorded by the Mountaineers since 2022 (vs. Troy, which took an intentional safety while backed up) and the first blocked punt since 2019 (Demetrius Taylor vs. Coastal).

After each of App State's first three touchdowns, Georgia State answered with a touchdown drive of its own. The defense made sure the Panthers didn't have a successful response for the fourth Mountaineer touchdown in a game featuring eight lead changes.

App State lost the turnover battle for the sixth straight game.

Kanen Hamlett's second career catch was a big one. His 4-yard touchdown from Joey Aguilar with 1:51 left in the game was the winning score. Hamlett entered the huddle late in the play clock to replace another tight end who was limping off the field.

Freshman cornerback Nick Taylor made his first career start. He is the only true freshman to have played to this point.

TEAM TOTALS	GSU	APP
First Downs		
Total	20	25
Rushing	12	10
Passing	6	13
Penalty	2	2
Rushing		
Total (Net)	194	180
Attempts	34	38
Avg. Per Rush	5.7	4.7
Rushing TDs	2	1
Yds. Gained	230	184
Yds. Lost	36	4
Passing		
Total (Net)	192	299
Comp.-Att.-Int.	16-22-0	18-27-0
Avg. / Att.	8.7	11.1
Avg. / Comp.	12.0	16.6
TDs	1	3
Total Offense		
Yards	386	479
Plays	56	65
Avg. / Play	6.9	7.4
Fumbles - Lost	1-0	1-1
Penalties - Yds.	6-65	5-55
Punting		
Punts - Yds.	3-98	2-66
Avg. / Punt	32.7	33
Inside 20	0	1
50+ Yds.	1	0
Touchbacks	1	0
Fair Catch	0	1
Kickoffs		
Total - Yds.	7-457	6-362
Avg. Yds. / Kickoff	65.3	60.3
Touchbacks	5	1
Returns		
Punt: Total - Yds. - TDs	1-0-0	1-30-0
Punt: Avg. / Return	0.0	30.0
Kickoff: Total - Yds. - TDs	4-87-0	1-24-0
Kickoff: Avg. / Return	21.8	24.0
INT: Total - Yds. - TDs	0-0-0	0-0-0
Fumble: Total - Yds. - TDs	0-0-0	0-0-0
Miscellaneous		
Misc. Yards	0	0
Poss. Time	30:34	29:26
3rd. Down Conv.	1 of 8	7 of 12
4th. Down Conversions	0 of 1	0 of 0
Red-Zone: Scores - Chances	5-5	4-7
Sacks: Total - Yds.	0-0	3-28
PAT: Total - Made	2-2	2-2
2PT Conversion: Total - Made	0-1	1-2
Field Goals: Total - Made	2-2	1-2

App State Rallies In Emotional Return To The Rock

BOONE, N.C. — A hardened football team reunited with its hungry fan base, eager to entertain a community with a long recovery effort ahead in the aftermath of Hurricane Helene.

A rainbow can be a reminder that storms end, giving way to hope for a brighter future. As a crowd of 33,783 departed Kidd Brewer Stadium following App State's 33-26 win, an actual rainbow appeared above The Rock. Excuse the Mountaineers for maybe being too eager to reconnect with their fans — Shawn Clark accepted blame for the wall-climbing celebration with students on Miller Hill following App State's first Boone touchdown in 37 days — but this was a long time coming.

With App State (3-4, 1-3) seeking its first Sun Belt victory following the back-to-back road losses that had occurred since a Sept. 28 home date with Liberty was canceled because of the storm damage from Helene, the Mountaineers scored a go-ahead touchdown on Joey Aguilar's 4-yard pass to Kanen Hamlett with 1:51 left and then made a defensive stand.

"Just like our community has battled their tails off for the last four weeks to get some kind of normalcy in their lives, our program is doing the same thing," said Clark, sporting a Mountain Strong sweatshirt. "Our community is behind us 100 percent, and we're behind our community 100 percent. It's still going to be a long haul for our community, and we're going to be there every step of the way. I'm just very proud of everyone involved in our program and hope today's win gave everyone in western North Carolina and Watauga County something to be proud of."

Aguilar passed for 299 yards and three TDs during an interception-free performance that included seven receptions for 121 yards by Kaedin Robinson. Aguilar threw for 245 yards in the first half, with Robinson going over the century mark before the break. Ahmani Marshall rushing for 115 yards with one score. He accounted for App State's first eight points thanks to an early safety on a blocked punt, and Santana Hopper had a hand in three sacks to lead the defense.

SCORING SUMMARY

Team	Qtr	Time	Scoring Play	Plays	Time	Score
APP	1st	13:27	Safety, Marshall blocked punt out of end zone			2-0
GSU	2nd	14:56	Rickman 26 yd field goal	10-77	5:40	2-3
APP	2nd	10:28	Marshall 1 yd run (pass failed)	8-75	4:28	8-3
GSU	2nd	6:24	Hurst 4 yd pass from Gibson (Rickman kick)	7-63	3:57	8-10
APP	2nd	3:57	Jackson 18 yd pass from Aguilar (Moore kick)	5-75	2:27	15-10
GSU	2nd	1:15	Dukes 9 yd run (pass failed)	5-68	2:36	15-16
APP	2nd	0:06	Moore 33 yd field goal	10-60	1:09	18-16
APP	3rd	8:12	Stroman 23 yd pass from Aguilar (Moore kick)	5-60	2:02	25-16
GSU	3rd	5:05	Lowe 5 yd run (Rickman kick)	6-75	3:07	25-23
GSU	4th	6:39	Rickman 38 yd field goal	12-70	6:47	25-26
APP	4th	1:51	Hamlett 4 yd pass from Aguilar (Aguilar rush)	10-75	4:48	33-26

STAT LEADERS

GEORGIA STATE				APP STATE			
Rushing	Att.	Yds	TD	Rushing	Att.	Yds	TD
Dukes	6	81	1	Marshall	18	115	1
Brock	10	67	0	Roberts	13	38	0
Beasley	4	30	0	Castle	2	20	0
Gibson	12	13	0	Aguilar	2	8	0
Lowe	1	5	1	Team	2	-3	0
Team	1	-2	0	Totals	38	180	1
Totals	43	194	2				
Passing	Cmp-Att-Int	Yds	TD	Passing	Cmp-Att-Int	Yds	TD
Gibson	16-22-0	192	1	Aguilar	18-27-1	299	3
Totals	16-22-0	192	1	Totals	18-27-1	299	3
Receiving	No.	Yds	TD	Receiving	No.	Yds	TD
Tucker	4	33	0	Robinson	5	121	0
Hurst	3	57	1	Jackson	4	67	1
Fleming	3	33	0	Horn	3	37	0
Beasley	2	14	0	Stroman	2	32	1
Dukes	2	3	0	Wilson	2	13	0
Brock	1	31	0	Castle	1	20	0
Credle	1	21	0	Hetzel	1	5	0
Totals	16	192	1	Hamlett	1	4	0
				Totals	18	299	3

GAME 8					FINAL
Old Dominion	3	14	3	0	— 20
APP STATE	7	7	7	7	— 28

Nov. 2 - Kidd Brewer Stadium - Boone, N.C. - 34,954



GAME NOTES

The Mountaineers improved to 4-1 all-time against the Monarchs, dating back to 2015. App State has won all three matchups in Boone.

For the first time in 2024, App State won the turnover battle, snapping a streak of six straight games in which it had a negative turnover margin. Since Shawn Clark became head coach, App State improved to 19-1 when it wins the turnover battle.

Attendance at Kidd Brewer Stadium was 34,954, the sixth-largest crowd in stadium history.

Legendary QB Armani Edwards was recognized at halftime with an On-Campus Salute by the National Football Foundation ahead of his upcoming induction into the College Football Hall of Fame. He was joined on the field by fellow App State members of the Hall, Dexter Coakley and Jerry Moore.

In his 33rd game as a Mountaineer and 45th as a collegian, running back Ahmani Marshall started for the first time in his career.

With two backs out due to injury and another (Kanye Roberts) injured during the game, Ahmani Marshall took the entire brunt of the running game on his shoulders and responded with 120 yards on a career-high 23 carries in his first career start.

The App State defense produced season highs with 5.0 sacks and four takeaways, while allowing just three second-half points and 24 second-half rushing yards to the Monarchs.

Nose Joshua Donald led an inspired defensive line with season highs of 2.0 sacks and 3.0 TFLs while forcing a fumble. Michael Fletcher (1.5 sacks) and Shawn Collins (1.0 sack) combined with outside linebacker Nate Johnson (0.5 sack) to live in the ODU backfield.

TEAM TOTALS	ODU	APP
First Downs		
Total	26	20
Rushing	10	11
Passing	14	9
Penalty	2	0
Rushing		
Total (Net)	166	184
Attempts	36	34
Avg. Per Rush	4.6	5.4
Rushing TDs	0	0
Yds. Gained	192	193
Yds. Lost	26	9
Passing		
Total (Net)	332	212
Comp.-Att.-Int.	27-38-1	13-24-1
Avg. / Att.	8.7	8.8
Avg. / Comp.	12.3	16.3
TDs	2	4
Total Offense		
Yards	498	396
Plays	74	58
Avg. / Play	6.7	6.8
Fumbles - Lost	3-3	0-0
Penalties - Yds.	3-15	5-40
Punting		
Punts - Yds.	1-66	3-123
Avg. / Punt	66	41
Inside 20	0	2
50+ Yds.	1	0
Touchbacks	1	0
Fair Catch	0	0
Kickoffs		
Total - Yds.	5-313	5-309
Avg. Yds. / Kickoff	62.6	61.8
Touchbacks	3	3
Returns		
Punt: Total - Yds. - TDs	0-0-0	0-0-0
Punt: Avg. / Return	0	0
Kickoff: Total - Yds. - TDs	0-0-0	2-44-0
Kickoff: Avg. / Return	0	22.0
INT: Total - Yds. - TDs	1-0-0	1-0-0
Fumble: Total - Yds. - TDs	0-0-0	1-0-0
Miscellaneous		
Misc. Yards	0	0
Poss. Time	31:46	28:14
3rd. Down Conv.	7 of 13	7 of 11
4th. Down Conversions	0 of 2	0 of 1
Red-Zone: Scores - Chances	3-4	3-3
Sacks: Total - Yds.	0-0	5-22
PAT: Total - Made	2-2	4-4
2PT Conversion: Total - Made	0-0	0-0
Field Goals: Total - Made	2-2	0-0

Defense Stands Tall In Dramatic Victory Over ODU

BOONE, N.C. — The main takeaways from App State’s dramatic 28-20 win against ODU: the Mountaineers produced plenty of big ones.

App State’s defense recovered three fumbles and sealed the victory with a fourth turnover via Zyeir Gamble’s last-minute interception against the Monarchs, who led 17-7 in the second quarter but added only a field goal the rest of the way. A fourth-and-short stop also was part of a strong defensive effort that included five sacks from the Mountaineers (4-4, 2-3 Sun Belt) in front of 34,954 fans.

Joey Aguilar’s four touchdown passes resulted in scores by Kaedin Robinson, Dalton Stroman, Kanen Hamlett and Max Drag — the final two to tight ends making their first career starts with two veterans sidelined. Drag flipped into the end zone with 2:29 left to score from 11 yards out on his first career catch, capping a drive in which workhorse back Ahmani Marshall rushed for 38 of his 120 yards.

The first takeaway came from sixth-year veteran Brendan Harrington, who had saved a touchdown by making one of his team-high nine tackles a few moments before recovering a fumble inside the 10.

Defensive tackle Joshua Donald recorded two sacks among his 3.0 tackles for loss and combined on a fourth-and-1 tackle for no gain with defensive end Michael Fletcher, who finished with 1.5 sacks. Defensive end Shawn Collins knocked the ball loose on a fourth-quarter sack, leading to a Thomas Davis recovery at the App State 36 with the Mountaineers holding a one-point lead to set up their final TD drive — a 10-play, run-based march that took more than five minutes.

From there, ODU (4-5, 3-2) picked up two first downs to reach the App State 42 with 1:13 remaining. Donald’s second sack of the night, with Fletcher joining the party, put the Monarchs behind the chains and set up a fourth-and-11 scenario. Gamble intercepted an overthrown pass at the 22-yard line, putting the finishing touches on a half in which ODU managed only 24 rushing yards on 14 attempts.

App State followed a 33-26 win against Georgia State in its post-Helene return to The Rock with another home victory against an East Division opponent.

SCORING SUMMARY

Team	Qtr	Time	Scoring Play	Plays	Time	Score
APP	1st	10:04	Robinson 23 yd pass from Aguilar (Moore kick)	7-93	3:20	7-0
ODU	1st	4:50	Sanchez 25 yd field goal	10-67	5:14	7-3
ODU	2nd	14:21	Vines 14 yd pass from Joseph (Sanchez kick)	7-67	3:14	7-10
ODU	2nd	4:28	Paige 28 yd pass from Joseph (Sanchez kick)	9-90	5:43	7-17
APP	2nd	3:09	Stroman 46 yd pass from Aguilar (Moore kick)	3-65	1:13	14-17
APP	3rd	8:05	Hamlett 4 yd pass from Aguilar (Moore kick)	7-44	2:53	21-17
ODU	3rd	0:55	Sanchez 25 yd field goal	14-67	7:10	21-20
APP	4th	2:29	Drag 11 yd pass from Aguilar (Moore kick)	10-61	5:06	28-20

STAT LEADERS

ODU				APP STATE			
Rushing	Att.	Yds	TD	Rushing	Att.	Yds	TD
Young	14	110	0	Marshall	23	120	0
Joseph	17	42	0	Aguilar	7	61	0
Duke	2	9	0	Roberts	3	9	0
Sims	3	5	0	Team	1	-6	0
Totals	36	166	0	Totals	34	184	0
Passing	Cmp-Att-Int	Yds	TD	Passing	Cmp-Att-Int	Yds	TD
Joseph	27-38-1	332	2	Aguilar	13-24-1	212	4
Totals	27-38-1	332	2	Totals	13-24-1	212	4
Receiving	No.	Yds	TD	Receiving	No.	Yds	TD
Paige	13	205	1	Robinson	4	78	1
Vines	6	42	1	Stroman	2	55	1
Alston	3	24	0	Hamlett	2	23	1
Conroy	5	22	0	Roberts	2	19	0
Duke	2	35	0	Jackson	1	15	0
Young	1	4	0	Marshall	1	11	0
Totals	27	332	2	Drag	1	11	1
				Totals	13	212	4

GAME 9					FINAL
APP STATE	0	10	0	14	— 24
Coastal Carolina	14	3	14	7	— 38

Nov. 7 - Brooks Stadium - Conway, S.C. - 19,415



GAME NOTES

Falling to 4-5 overall, the Mountaineers would need to win their final two games to earn bowl eligibility.

App State lost the turnover battle (3-0) for the seventh time in the last eight games.

App State holds an all-time series lead of 7-4 against Coastal Carolina, but the Chanticleers have won four of the last five meetings, including three straight in Conway.

Elijah Mc-Cantos started at nickelback to earn a starting nod for the first time as a Mountaineer.

Ahmani Marshall rushed a career-high 28 times for a season-high 124 yards and two touchdowns, while adding a team-high six catches for 36 yards. It was his third straight 100-yard rushing effort and the fourth of his career. His 2-yard touchdown with 3:07 left in the second quarter cut the Mountaineers' deficit to one score at 17-10. His 2-yard score at the beginning of the fourth quarter turned a three-score deficit back to a two-score deficit at 31-17.

Joey Aguilar passed for 226 yards and a touchdown, with two interceptions, while running for 30 net yards (95 gained, 65 lost on four sacks). He had a career-long run of 49 yards.

Kaedin Robinson caught a pass for the 34th consecutive games. He entered the game ranked 10th nationally and first in the Sun Belt in receiving yards per game.

App State's defense held Coastal Carolina to just 353 total yards and 150 passing yards, but multiple turnovers by the Mountaineer offense gave the Chanticleers a short field.

Brendan Harrington had a season-high 10 tackles and 1.5 TFLs for his second consecutive season-best game.

TEAM TOTALS	APP	CCU
First Downs		
Total	23	19
Rushing	10	11
Passing	9	7
Penalty	4	1
Rushing		
Total (Net)	150	203
Attempts	40	41
Avg. Per Rush	3.8	5.0
Rushing TDs	2	4
Yds. Gained	221	219
Yds. Lost	71	16
Passing		
Total (Net)	226	150
Comp.-Att.-Int.	17-31-2	14-18-0
Avg. / Att.	7.3	8.3
Avg. / Comp.	13.3	10.7
TDs	1	1
Total Offense		
Yards	376	353
Plays	71	59
Avg. / Play	5.3	6
Fumbles - Lost	2-1	1-0
Penalties - Yds.	3-11	8-90
Punting		
Punts - Yds.	1-43	3-158
Avg. / Punt	43	52.7
Inside 20	0	1
50+ Yds.	0	2
Touchbacks	0	1
Fair Catch	1	1
Kickoffs		
Total - Yds.	4-256	7-449
Avg. Yds. / Kickoff	64.0	64.1
Touchbacks	1	5
Returns		
Punt: Total - Yds. - TDs	0-0-0	0-0-0
Punt: Avg. / Return	0	0
Kickoff: Total - Yds. - TDs	1-14-0	2-57-0
Kickoff: Avg. / Return	14.0	28.5
INT: Total - Yds. - TDs	0-0-0	2-35-0
Fumble: Total - Yds. - TDs	0-0-0	1-7-0
Miscellaneous		
Misc. Yards	0	0
Poss. Time	29:15	30:45
3rd. Down Conv.	6 of 15	6 of 10
4th. Down Conversions	3 of 5	0 of 0
Red-Zone: Scores - Chances	3-5	5-5
Sacks: Total - Yds.	0-0	4-65
PAT: Total - Made	3-3	5-5
2PT Conversion: Total - Made	0-0	0-0
Field Goals: Total - Made	1-1	1-1

Mountaineers Topped In Midweek Trip To Conway

CONWAY, S.C. — App State's winning streak against Sun Belt East Division opponents came to a close in a 38-24 loss at Coastal Carolina.

The Mountaineers, who arrived at Brooks Stadium for the ESPN midweek game with back-to-back division victories at home against Georgia State and Old Dominion, were led by 124 rushing yards on a career-high 28 attempts and two fourth-down rushing touchdowns from Ahmani Marshall. He posted his third straight 100-yard game and had a team-high six catches.

Joey Aguilar gained 95 yards on his positive runs, including a 49-yard keeper, but lost 65 yards on four sacks before finishing with 226 passing yards and one touchdown. Kaedin Robinson made five receptions for a team-high 76 yards and a score, suffering a season-ending injury at the end of the 25-yard touchdown.

Both halves started in forgettable fashion for the Mountaineers.

Coastal Carolina (5-4, 2-3) scored two TDs and a field goal on its first three drives, helped by a pair of App State turnovers on its first two possessions, including a lost fumble off a sack on a first-and-goal play from the 4. App State (4-5, 2-4 Sun Belt) fought back to within 17-10 at the break and received the ball to open the third quarter. Coastal followed a three-and-out punt with a 17-play, 87-yard touchdown drive that lasted nearly nine minutes, then free safety AJ Williams picked off a pass on the first play of the Mountaineers' next series and returned the ball 35 yards to the 1. Just like that, on quarterback Ethan Vasko's 1-yard scoring run, the Chanticleers had a 31-10 lead in the third quarter.

App State did answer with a 12-play, 75-yard touchdown drive that included Marshall's 2-yard touchdown run on a fourth-and-goal carry.

The Mountaineers forced a punt with 8:48 remaining and had a first down at the Coastal 20 with roughly five minutes left in a 31-17 game before a grounding penalty and back-to-back sacks created a turnover on downs with a combined three-play loss of 44 yards to the App State 36. The Chanticleers added an insurance touchdown with 2:26 left.

SCORING SUMMARY

Team	Qtr	Time	Scoring Play	Plays	Time	Score
CCU	1st	10:40	Bennett 12 yd run (Hensley kick)	7-68	4:14	0-7
CCU	1st	3:03	Bennett 37 yd run (Hensley kick)	6-68	3:28	0-14
CCU	2nd	13:25	Hensley 29 yd field goal	6-37	2:25	0-17
APP	2nd	10:23	Moore 38 yd field goal	8-56	3:02	3-17
APP	2nd	3:07	Marshall 2 yd run (Moore kick)	10-77	5:31	10-17
CCU	3rd	5:02	Bennett 2 yd run (Hensley kick)	17-87	8:42	10-24
CCU	3rd	4:05	Vasko 1 yd run (Hensley kick)	2-1	0:42	10-31
APP	4th	14:19	Marshall 2 yd run (Moore kick)	12-75	4:46	17-31
CCU	4th	2:26	Tucker 6 yd pass from Vasko (Hensley kick)	4-36	0:55	17-38
APP	4th	1:40	Robinson 25 yd pass from Aguilar (Moore kick)	4-75	0:46	24-38

STAT LEADERS

APP STATE				COASTAL CAROLINA			
Rushing	Att.	Yds	TD	Rushing	Att.	Yds	TD
Marshall	28	124	2	Bennett	9	88	3
Aguilar	10	30	0	Washington	12	68	0
Castle	1	1	0	Vasko	13	52	1
Team	1	-5	0	Price	3	5	0
Totals	40	150	2	Totals	41	203	4
Passing	Cmp-Att-Int	Yds	TD	Passing	Cmp-Att-Int	Yds	TD
Aguilar	17-31-2	226	1	Vasko	14-18-0	150	1
Totals	17-31-2	226	1	Totals	14-18-0	150	1
Receiving	No.	Yds	TD	Receiving	No.	Yds	TD
Marshall	6	36	0	Bennett	4	33	0
Robinson	5	76	1	Wright	2	25	0
Stroman	4	43	0	Tucker	2	17	1
Jackson	2	71	0	Graves	2	14	0
Totals	17	226	1	Washington	1	24	0
				Berrong	1	24	0
				McKie	1	7	0
				Karr	1	6	0
				Totals	14	150	1

GAME 10					FINAL
James Madison	7	10	3	0	— 20
APP STATE	0	24	7	3	— 34

Nov. 23 - Kidd Brewer Stadium - Boone, N.C. - 34,012



GAME NOTES

It was App State's 100th victory since moving to the FBS level in 2014. The only programs with more than 100 wins during that span are Alabama, Clemson, Ohio State, Georgia, Oklahoma, Notre Dame, Boise State and Oregon.

App State improved to 14-5 all-time against JMU and won for the second straight year. The Mountaineers have a 2-1 edge in the series since both programs moved up to FBS.

Attendance at Kidd Brewer Stadium was 34,012 for the Mountaineers' final home game of the season. App State's average home attendance of 34,622 was the second-highest average in school and Sun Belt Conference history behind last year's average of 34,734.

It was the 11th straight sellout at The Rock dating back to 2023, and that included the Sept. 28 contest that was canceled due to Hurricane Helene.

The Mountaineers finished the home season with a 4-1 record at The Rock, making it the ninth time in the last 10 seasons with one or fewer home losses.

App State won on Senior Day at Kidd Brewer Stadium for the 26th time in the last 27 years.

App State had its first penalty-free game since a Black Saturday win against Georgia State in 2018.

App State improved to 20-1 when winning the turnover battle during head coach Shawn Clark's tenure. The Mountaineers had a plus-two advantage against a team leading the nation in turnover margin.

Special guests at the game included retired NFL star and media personality, Jason Kelce, retired NFL player and App State alum, Daniel Kilgore, and current Tampa Bay Rays pitcher and App State alum, Jeffrey Springs.

TEAM TOTALS	JMU	APP
First Downs		
Total	22	17
Rushing	11	8
Passing	11	8
Penalty	0	1
Rushing		
Total (Net)	167	145
Attempts	37	38
Avg. Per Rush	4.5	3.8
Rushing TDs	0	1
Yds. Gained	192	167
Yds. Lost	25	22
Passing		
Total (Net)	234	217
Comp.-Att.-Int.	22-37-1	12-23-0
Avg. / Att.	6.3	9.4
Avg. / Comp.	10.6	18.1
TDs	2	2
Total Offense		
Yards	401	362
Plays	74	61
Avg. / Play	5.4	5.9
Fumbles - Lost	1-1	0-0
Penalties - Yds.	9-69	0-0
Punting		
Punts - Yds.	4-113	5-188
Avg. / Punt	28.2	37.6
Inside 20	1	0
50+ Yds.	0	0
Touchbacks	0	0
Fair Catch	0	2
Kickoffs		
Total - Yds.	5-324	7-429
Avg. Yds. / Kickoff	64.8	61.3
Touchbacks	4	4
Returns		
Punt: Total - Yds. - TDs	3-24-0	2-51-1
Punt: Avg. / Return	8.0	25.5
Kickoff: Total - Yds. - TDs	3-46-0	1-31-0
Kickoff: Avg. / Return	15.3	31.0
INT: Total - Yds. - TDs	0-0-0	1-0-0
Fumble: Total - Yds. - TDs	0-0-0	0-0-0
Miscellaneous		
Misc. Yards	0	0
Poss. Time	34:05	25:55
3rd. Down Conv.	6 of 15	3 of 13
4th. Down Conversions	1 of 3	1 of 2
Red-Zone: Scores - Chances	1-2	3-3
Sacks: Total - Yds.	2-14	4-17
PAT: Total - Made	2-2	4-4
2PT Conversion: Total - Made	0-0	0-0
Field Goals: Total - Made	2-2	2-2

Strong Finish Propels App State to Senior Day Win

BOONE, N.C. — A late-week snowstorm, plus a crowd-pleasing celebrity appearance, added to the storylines of Black Saturday and Senior Day.

All those elements made a 34-20 win over James Madison even sweeter.

The Mountaineers (5-5, 3-4 Sun Belt) improved to 3-0 in Kidd Brewer Stadium since returning to The Rock about one month earlier, overcoming a 14-0 deficit. App State turned a 17-10 deficit late in the first half into a 24-17 halftime lead thanks to two TDs in the final 83 seconds: Joey Aguilar's 64-yard TD pass to Makai Jackson immediately after a fourth-down conversion from the Mountaineers' own 34-yard line and Michael Hetzel's 9-yard return of a punt blocked by Cahari Haynes.

A rousing, on-field halftime speech to the crowd from Jason Kelce, who was visiting Boone to support and help share the story of the area's resilient response to Hurricane Helene, bridged the gap between the dramatic end to the first half and a dominant second half in the program's 100th win as an FBS member.

The Mountaineers' defense, which ignited the rally when Shawn Collins recovered the ball after forcing a second-quarter fumble on a strip sack of quarterback Alonza Barnett III, shut out the Dukes (8-3, 4-3) after allowing a 52-yard field goal midway through the third quarter.

Ahmani Marshall pushed the lead to double digits by scoring on a 1-yard touchdown run late in the third, and the defense continued to come through over the final 15 minutes. A fourth-and-3 stop at the JMU 30 preceded Michael Hughes' 41-yard field goal, Jason Chambers' interception of a deep throw ended the Dukes' next drive and Michael Fletcher's fourth-and-goal sack with the Dukes attempting to cut into a 14-point deficit in the last three minutes.

Students who had crowded together all afternoon at the top of a too-weathered-to-occupy Miller Hill joined the postgame celebration on the field, which had been completely covered by snow early that morning, prior to a concerted snow removal effort in the stadium.

SCORING SUMMARY

Team	Qtr	Time	Scoring Play	Plays	Time	Score
JMU	1st	11:03	Knight Y. 6 yd pass from Barnett III (Ruelas kick)	8-75	3:57	0-7
JMU	2nd	14:08	Phifer 37 yd pass from Barnett III (Ruelas kick)	4-58	1:45	0-14
APP	2nd	12:19	Hughes 23 yd field goal	6-70	1:49	3-14
APP	2nd	7:33	Wilson 4 yd pass from Aguilar (Hughes kick)	6-50	2:14	10-14
JMU	2nd	2:49	Ruelas 46 yd field goal	11-47	4:44	10-17
APP	2nd	1:23	Jackson 64 yd pass from Aguilar (Hughes kick)	5-75	1:26	17-17
APP	2nd	0:40	Hetzel 9 yd return of blocked punt (Hughes kick)			24-17
JMU	3rd	7:56	Ruelas 52 yd field goal	7-24	3:04	24-20
APP	3rd	1:13	Marshall 1 yd run (Hughes kick)	10-76	3:54	31-20
APP	4th	10:02	Hughes 41 yd field goal	4-7	0:37	34-20

STAT LEADERS

JMU				APP STATE			
Rushing	Att.	Yds	TD	Rushing	Att.	Yds	TD
Pettaway	11	81	0	Marshall	24	108	1
W. Knight	12	61	0	Haywood	3	19	0
Barnett III	13	23	0	Castle	3	18	0
Malary	1	2	0	Aguilar	5	4	0
Totals	37	167	0	Totals	38	145	1
Passing	Cmp-Att-Int	Yds	TD	Passing	Cmp-Att-Int	Yds	TD
Barnett III	22-37-1	234	2	Aguilar	12-23-0	217	2
Totals	22-37-1	234	2	Totals	12-23-0	217	2
Receiving	No.	Yds	TD	Receiving	No.	Yds	TD
Y. Knight	6	60	1	Jackson	5	162	1
Dollison	4	49	0	Wilson	4	33	1
Pettaway	4	31	0	Hetzel	1	10	0
Ross	2	28	0	Stroman	1	6	0
Thompson	2	8	0	Larkins	1	6	0
Phifer	1	37	1	Totals	12	217	2
Kyle	1	10	0				
Malary	1	6	0				
W. Knight	1	5	0				
Totals	22	234	2				

2024 TRENDS

App State's Non-League Record ...	
At Home	1-0
On the road	1-1
App State's League Record ...	
At Home	3-1
On the road	0-3
App State's Record in Games ...	
Decided by 1-3 points	1-0
4-7 points	1-0
8-10 points	1-1
11-19 points	1-2
20-29 points	1-0
30+ points	0-2
App State's Record When Scoring ...	
10-19 points	0-1
20-29 points	2-3
30+ points	3-1
App State's Record When Allowing ...	
10 or fewer points	1-0
11-19 points	1-0
20-29 points	3-0
30+ points	0-5
App State's Record in Games ...	
During the day	5-1
At night	0-4
Scoring first	3-0
Opponent scores first	2-5
Leading after 1st quarter	3-0
Trailing after 1st quarter	2-5
Tied after 1st quarter	0-0
Leading at halftime	3-0
Trailing at halftime	2-5
Tied at halftime	0-0
Leading after 3rd quarter	5-0
Trailing after 3rd quarter	0-5
Tied after 3rd quarter	0-0
100-yard rusher	3-2
100-yard receiver	4-0
300-yard passer	2-0
Winning turnover battle	2-0
Losing turnover battle	2-5
Turnover battle even	1-0

OVERTIME RESULTS

App State is 7-11 all-time in overtime games, including 2-6 at the FBS level. Fourteen of the 18 OT games have been played on the road.

Date	Opponent	Result
11/18/23	at #18 James Madison	W, 26-23 (OT)
9/9/23	at #17 North Carolina	L, 40-34 (2OT)
11/26/22	at Georgia Southern	L, 51-48 (2OT)
9/1/18	at #9 Penn State	L, 45-38 (OT)
10/28/17	at UMass	L, 30-27 (2OT)
9/1/16	at #9 Tennessee	L, 20-13 (OT)
10/31/15	Troy	W, 44-41 (3OT)
10/11/14	Liberty	L, 55-48 (OT)
10/5/13	at The Citadel	L, 31-28 (OT)
12/1/12	Illinois State	L, 38-37 (OT)
11/6/10	at Georgia Southern	L, 21-14 (OT)
10/3/09	at The Citadel	W, 30-27 (OT)
10/21/06	at Georgia Southern	W, 27-20 (2OT)
12/9/00	at Montana	L, 19-16 (OT)
10/3/98	at Wake Forest	W, 30-27 (OT)
11/26/94	at New Hampshire	W, 17-10 (OT)
11/19/94	VMI	L, 26-23 (OT)
10/19/91	at Furman	W, 26-23 (3OT)

LEADING PLAYER GAMES/STARTS

Player	Career NCAA	Career Starts
	Games	(In a Row)
Christian Johnstone	64	64 (24)
Christian Horn	56	33 (2)
Seth Robertson	55 (10 App)	18 FBS/4 App
Anderson Castle	53	3
Ronald Clarke	51	24
Brendan Harrington	49	27 (5)
Eli Wilson	49	20 (1)
Montez Kelley	48 (21 App)	1 FBS/1 App
Ahmani Marshall	47 (33 App)	3 (3)
Myles Farmer	47 (3 App)	16 FBS
Michael Hughes	45	31 (1)
Maquel Haywood	40 (18 App)	7
Caden Sullivan	37	19
Kaedin Robinson	36 (32 App)	28
Dalton Stroman	36	3
Michael Hetzel	36	1 (1)
Makai Jackson	36 (24 App)	19 NCAA, 9 App (9)
Kyle Arnholt	35	17 (10)
David Larkins	33	3
Jordan Favors	33	16
Ethan Johnson	33	25 (9)

20+ YARD PLAYS

20+ Yard Plays	App State	Opponent
Runs	8	19
Passes	38	31

App State's 20+ yard runs

ETSU	Jackson 47-yard run
CU	Castle 21-yard run
MAR	Aguilar 28-yard run
ODU	Marshall 29-yard run
CCU	Marshall 27-yard run
CCU	Aguilar 49-yard run
JMU	Marshall 22-yard run
JMU	Marshall 23-yard run

App State's 20+ pass plays

ETSU	Horn 83-yard pass from Aguilar
ETSU	Wilson 34-yard pass from Aguilar
ETSU	Robinson 47-yard pass from Aguilar
CU	Robinson 29-yard pass from Aguilar
CU	Horn 21-yard pass from Aguilar
ECU	Horn 32-yard pass from Aguilar
ECU	Horn 49-yard pass from Aguilar
ECU	Wilson 22-yard pass from Aguilar
ECU	Robinson 22-yard pass from Aguilar
ECU	Jackson 36-yard pass from Aguilar
ECU	Robinson 31-yard pass from Aguilar
ECU	Robinson 20-yard pass from Aguilar
USA	Jackson 26-yard pass from Aguilar
USA	Stroman 47-yard pass from Aguilar
USA	Robinson 49-yard pass from Aguilar
MAR	Stroman 21-yard pass from Aguilar
MAR	Stroman 27-yard pass from Aguilar
MAR	Hetzel 27-yard pass from Aguilar
UL	Wilson 24-yard pass from Aguilar
UL	Robinson 22-yard pass from Aguilar
UL	Wilson 26-yard pass from Aguilar
GSU	Horn 22-yard pass from Aguilar
GSU	Jackson 42-yard pass from Aguilar
GSU	Robinson 20-yard pass from Aguilar
GSU	Robinson 50-yard pass from Aguilar
GSU	Robinson 22-yard pass from Aguilar
GSU	Castle 20-yard pass from Aguilar
GSU	Stroman 23-yard pass from Aguilar
ODU	Robinson 46-yard pass from Aguilar
ODU	Robinson 23-yard pass from Aguilar
ODU	Stroman 46-yard pass from Aguilar
CCU	Jackson 32-yard pass from Aguilar
CCU	Jackson 39-yard pass from Aguilar
CCU	Robinson 36-yard pass from Aguilar
CCU	Robinson 25-yard pass from Aguilar
JMU	Jackson 52-yard pass from Aguilar
JMU	Jackson 29-yard pass from Aguilar

THE MIDDLE EIGHT

App State sets a goal of winning "The Middle Eight" — the final four minutes of the first half and first four minutes of the second half. Here is how the Mountaineers have fared in 2024:

	App State	Opponent
ETSU	0	7
Clemson	13	7
ECU	3	0
South Alabama	7	14
Marshall	7	0
Louisiana	7	7
Georgia State	10	6
Old Dominion	7	0
Coastal Carolina	7	0
James Madison	14	3
Georgia Southern		
Season Total	75	44

THIRD-DOWN CONVERSIONS

Conversions by App State Offense

3rd & ...	Goal	Short (1-4)	Long (9+)	Total
ETSU	1-2	3-4	0-3	6-14
Clemson	0-0	1-3	1-5	4-13
ECU	1-2	0-1	2-6	6-14
So. Alabama	1-1	1-2	0-3	4-13
Marshall	0-2	0-3	0-4	3-14
Louisiana	1-1	1-3	2-2	8-14
Ga. State	0-0	3-5	1-2	7-12
ODU	0-0	1-1	2-3	7-11
Coastal	0-1	4-6	0-4	6-15
JMU	1-2	0-2	0-3	3-13
Ga. So.				
Totals	5-11	14-30	8-35	54-133

Conversions vs. App State Defense

3rd & ...	Goal	Short (1-4)	Long (9+)	Total
ETSU	0-1	2-5	1-4	3-13
Clemson	1-1	1-3	1-2	6-12
ECU	0-0	5-8	0-3	5-13
So. Alabama	1-1	4-6	2-4	6-10
Marshall	0-0	3-3	1-1	5-8
Louisiana	1-1	3-7	0-2	6-13
Ga. State	0-0	1-2	0-3	1-8
ODU	0-1	3-4	1-4	7-13
Coastal	0-1	3-3	1-3	6-10
JMU	0-1	5-6	1-3	6-15
Ga. So.				
Totals	3-7	30-47	8-29	51-115

THREE AND OUTS

	App State 'D'	App State 'O'
ETSU	3-10	2-10
Clemson	2-14	5-14
ECU	4-11	1-13
South Alabama	2-11	4-12
Marshall	2-9	4-11
Louisiana	3-12	3-12
Georgia State	2-9	1-9
Old Dominion	1-10	2-9
Coastal Carolina	2-10	2-10
James Madison	2-13	4-12
Georgia Southern		
Season Total	23-109	28-112

SENIOR DAY INFO

In the COVID era of college football, Senior Days have often expanded given the extra year of eligibility available to many players. Last Saturday was the final home game for some seniors who returned for 2024 after already having gone through the 2023 Senior Day ceremony, along with some graduates or veterans who have eligibility available beyond the 2024 season.

Below are 20 players listed as seniors this year:

Player	Year & Class
Joey Aguilar	Sr.
Kevin Abrams-Verwayne*	6th-Yr. R-Sr.
Ronald Clarke	5th-Yr. Sr.
Myles Farmer*	6th-Yr. R-Sr.
Michael Fletcher	6th-Yr. R-Sr.
Andre Hamilton	5th-Yr. Sr.
Brendan Harrington	6th-Yr. R-Sr.
Maquel Haywood	Sr.
David Hernandez*	6th-Yr. R-Sr.
Christian Horn	5th-Yr. Sr.
Michael Hughes	Sr.
Christian Johnstone	6th-Yr. R-Sr.
Montez Kelley	5th-Yr. Sr.
Ahmani Marshall	5th-Yr. Sr.
Conner Maynard	6th-Yr. R-Sr.
Seth Robertson	5th-Yr. Sr.
Kaedin Robinson	6th-Yr. R-Sr.
Jack Scroggs	6th-Yr. R-Sr.
Jalík Thomas*	5th-Yr. Sr.
Eli Wilson	5th-Yr. Sr.

* To date, has played four or less games in 2024

2024 IN-SEASON HONORS

NATIONAL
PFF Defensive Player of the Week
 Santana Hopper (9/14, vs. ECU)
Manning Award Stars of the Week
 Joey Aguilar (10/26, vs. Georgia State)

SUN BELT
Offensive Player of the Week
 Joey Aguilar (9/14, vs. ECU)

PRESEASON WATCH LISTS

NATIONAL INDIVIDUAL AWARD WATCH LISTS

Senior Bowl

Joey Aguilar (Sr., QB – Antioch, Calif.)
 Michael Hughes (Sr., K – Charleston, W.Va.)
 Kaedin Robinson (RS Sr., WR – Asheville, N.C.)
 Eli Wilson (Sr., TE – Piedmont, S.C.)

East-West Shrine Bowl

Joey Aguilar (Sr., QB – Antioch, Calif.)
 Brendan Harrington (Sr., LB – Pittsboro, N.C.)
 Kaedin Robinson (RS Sr., WR – Asheville, N.C.)
 Eli Wilson (Sr., TE – Piedmont, S.C.)

Allstate AFCA Good Works Team (Service)

Anderson Castle (RS Jr., RB – Boone, N.C.)

Maxwell (College Player of the Year)

Joey Aguilar (Sr., QB – Antioch, Calif.)

Patrick Mannelly (Nation’s Best Long Snapper)

Christian Johnstone (RS Sr., LS – Loganville, Ga.)

Nagurski Trophy (Outstanding Defensive Player)

Nate Johnson (So., OLB – Gaffney, S.C.)

Paycom Jim Thorpe (Best Defensive Back)

Jordan Favors (RS Jr., DB – Griffin, Ga.)
 Ethan Johnson (Jr., DB – Huntersville, N.C.)

Allstate Wuerffel Trophy (Service & Leadership)

Anderson Castle (RS Jr., RB – Boone, N.C.)

Lou Groza (Top Collegiate Placekicker)

Michael Hughes (Sr., K – Charleston, W.Va.)

Doak Walker (Outstanding Running Back)

Kanye Roberts (RS So., RB – Wallace, N.C.)

Biletnikoff (Outstanding College Receiver)

Kaedin Robinson (RS Sr., WR – Asheville, N.C.)

Davey O’Brien (Best College Quarterback)

Joey Aguilar (Sr., QB – Antioch, Calif.)

John Mackey (Outstanding Tight End)

Eli Wilson (Sr., TE – Piedmont, S.C.)

Campbell Trophy (Academic Heisman)

Eli Wilson (Sr., TE – Piedmont, S.C.)

Johnny Unitas Golden Arm (Upperclassman QB)

Joey Aguilar (Sr., QB – Antioch, Calif.)

Manning (Best College Quarterback)

Joey Aguilar (Sr., QB – Antioch, Calif.)

Lombardi (Outstanding College Lineman)

Nate Johnson (So., OLB – Gaffney, S.C.)

PRESEASON ALL-SUN BELT

COACHES POLL

East Division

1. App State – 96 Points (12)
2. James Madison – 79 Points (2)
3. Coastal Carolina – 67 Points
4. Georgia Southern – 50 Points
5. Marshall – 49 Points
6. Old Dominion – 32 Points
7. Georgia State – 19 Points

West Division

1. Texas State – 92 Points (9)
2. Troy – 68 Points (4)
3. Louisiana – 66 Points (1)
4. Arkansas State – 65 Points
5. South Alabama – 54 Points
6. Southern Miss – 31 Points
7. ULM – 16 Points

PRESEASON AWARDS

Preseason Offensive Player of the Year

Joey Aguilar, App State

Preseason All-Sun Belt First Team Offense^

QB – Joey Aguilar, App State
 TE – Eli Wilson, App State
 WR – Kaedin Robinson, App State

Preseason All-Sun Belt First Team Defense

DL – Santana Hopper, App State
 LB – Nate Johnson, App State
 DB – Jordan Favors, App State
 DB – Ethan Johnson, App State

Preseason All-Sun Belt Second Team Offense^

RB – Kanye Roberts, App State

Preseason All-Sun Belt Second Team Special Teams

K – Michael Hughes, App State

#APPSTATENFL

App State has 12 football alums on NFL rosters:
 DARRYNTON EVANS | RB | Chicago Bears (PS)
 AKEEM DAVIS-GAITHER | LB | Cincinnati Bengals
 TYREK FUNDERBURK | CB | Tampa Bay Bucs
 NICK HAMPTON | OLB | Los Angeles Rams
 COOPER HODGES | OL | Jacksonville Jaguars
 D’MARCO JACKSON | LB | New Orleans Saints
 SHEMAR JEAN-CHARLES | CB | New Orleans Saints (PS)
 SHAUN JOLLY | CB | Los Angeles Rams (PS)
 KENDALL LAMM | OL | Miami Dolphins
 SAM MARTIN | P/KO | Buffalo Bills
 RYAN NEUZIL | OL | Atlanta Falcons
 JALEN VIRGIL | WR | Buffalo Bills
 BUCKY WILLIAMS | OL | Los Angeles Chargers (IR)

Others in camp in August/on PS during season:
 ANDERSON HARDY | OL | Miami Dolphins (PS)
 ANDREW PARKER JR. | LB | Jacksonville Jaguars
 HENRY PEARSON | FB | Green Bay Packers

APP STATE BY THE NUMBERS

- After the 2023-24 year, 3.20 cumulative GPA for student-athletes
- 3.0+ cumulative GPA for 12 straight years
- Sixteen teams boasted a 2024 spring semester GPA above 3.0.
- App State had 423 student-athletes make the university’s Chancellor’s and Dean’s Lists combining the 2023 fall and 2024 spring
- App State ranked in the top four among 14 football-playing Sun Belt members with a combined 223 honorees among the lists for the Academic Honor Roll, Commissioner’s List and 1A FAR Academic Excellence Award

APP STATE AT A GLANCE

- **APP STATE** made the U.S. News & World Report’s “Best Colleges” rankings for 2023–24
- **APP STATE** was listed among the “Best Colleges in America,” ranked by value, according to Money.com.
- **APP STATE** has placed among the top 15 public and private Southern universities since U.S. News & World Report’s Best Colleges rankings were first published annually in 1987.
- **APP STATE** is a repeat winner at being ranked No. 1 among the Most Innovative Schools among Southern universities.
- **BOONE, N.C.**, ranked No. 9 on the 2023 list of Best College Towns in America according to BestColleges.com.
- **APP STATE’S** notable alums include country music stars Luke Combs (CMA’s 2020 Male Vocalist of the Year and Album of the Year) and Eric Church (CMA’s 2020 Entertainer of the Year), as well as author Stephen Dubner.

2024 SCORING DRIVES

(MIDDLE-EIGHT POINTS IN BOLD/ITALIC)

MAR STATE SCORING

Opp.	Qtr	Time	Scoring Play	Plays	Time
ETSU	1st	12:18	Horn 83 yd pass from Aguilar (Hughes kick)	2-85	0:44
ETSU	1st	4:03	Hughes 32 yd field goal	11-42	4:24
ETSU	2nd	7:38	Aguilar 1 yd run (Hughes kick)	13-80	7:13
ETSU	3rd	3:14	Wilson 34 yd pass from Aguilar (Hughes kick)	9-75	2:35
ETSU	4th	14:48	Jackson 47 yd run (Hughes kick)	2-54	0:52
ETSU	4th	8:39	Aguilar 1 yd run (Hughes kick)	7-68	3:14
CU	2nd	10:39	Castle 4 yd run (Hughes kick)	7-63	2:14
CU	2nd	3:28	Hughes 36 yd field goal	6-12	1:49
CU	2nd	0:00	Hughes 35 yd field goal	7-58	0:54
CU	3rd	12:31	Jackson 17 yd pass from Aguilar (Hughes kick)	6-75	2:29
ECU	2nd	14:17	Wilson 6 yd pass from Aguilar (Wilson catch)	13-75	5:38
ECU	2nd	7:00	Hughes 28 yd field goal	10-71	5:52
ECU	2nd	0:09	Hughes 35 yd field goal	7-55	0:55
ECU	3rd	0:41	Jackson 36 yd pass from Aguilar (Hughes kick)	4-56	1:24
USA	2nd	0:00	Stroman 47 yd pass from Aguilar (Hughes kick)	6-75	0:53
USA	4th	0:52	Haywood 2 yd run (Hughes kick)	12-75	3:16
MAR	1st	7:51	Moore 42 yd field goal	10-51	4:05
MAR	2nd	14:55	Roberts 10 yd run (Moore kick)	19-94	6:26
MAR	2nd	0:47	Stroman 21 yd pass from Aguilar (Moore kick)	9-75	4:11
MAR	3rd	1:50	Stroman 27 yd pass from Aguilar (Moore kick)	8-75	3:16
MAR	4th	6:05	Marshall 2 yd run (Moore kick)	14-75	5:07
MAR	4th	1:13	Marshall 2 yd run (pass failed)	10-75	3:03
UL	2nd	10:29	Larkins 1 yd pass from Aguilar (Moore kick)	13-77	6:48
UL	2nd	0:27	Roberts 15 yd pass from Aguilar (Moore kick)	10-70	1:28
UL	3rd	8:19	Moore 44 yd field goal	11-44	4:46
UL	4th	8:06	Wilson, Eli 26 yd pass from Aguilar (Moore kick)	7-67	2:38
GSU	1st	13:27	Safety, Marshall blocked punt out of end zone		
GSU	2nd	10:28	Marshall 1 yd run (pass failed)	8-75	4:28
GSU	2nd	3:57	Jackson 18 yd pass from Aguilar (Moore kick)	5-75	2:27
GSU	2nd	0:06	Moore 33 yd field goal	10-60	1:09
GSU	3rd	8:12	Stroman 23 yd pass from Aguilar (Moore kick)	5-60	2:02
GSU	4th	1:51	Hamlett 4 yd pass from Aguilar (Aguilar rush)	10-75	4:48
ODU	1st	10:04	Robinson 23 yd pass from Aguilar (Moore kick)	7-93	3:20
ODU	2nd	3:09	Stroman 46 yd pass from Aguilar (Moore kick)	3-65	1:13
ODU	3rd	8:05	Hamlett 4 yd pass from Aguilar (Moore kick)	7-44	2:53
ODU	4th	2:29	Drag 11 yd pass from Aguilar (Moore kick)	10-61	5:06
CCU	2nd	10:23	Moore 38 yd field goal	8-56	3:02
CCU	2nd	3:07	Marshall 2 yd run (Moore kick)	10-77	5:31
CCU	4th	14:19	Marshall 2 yd run (Moore kick)	12-75	4:46
CCU	4th	1:40	Robinson 25 yd pass from Aguilar (Moore kick)	4-75	0:46
JMU	2nd	12:19	Hughes 23 yd field goal	6-70	1:49
JMU	2nd	7:33	Wilson 4 yd pass from Aguilar (Hughes kick)	6-50	2:14
JMU	2nd	1:23	Jackson 64 yd pass from Aguilar (Hughes kick)	5-75	1:26
JMU	2nd	0:40	Hetzl 9 yd return of blocked punt (Hughes kick)		
JMU	3rd	1:13	Marshall 1 yd run (Hughes kick)	10-76	3:54
JMU	4th	10:02	Hughes 41 yd field goal	4-7	0:37

OPPONENT SCORING

Team	Qtr	Time	Scoring Play	Plays	Time
ETSU	2nd	1:49	Houston 80 yd run (Johnson kick)	2-85	0:46
ETSU	3rd	5:49	Johnson 25 yd field goal	9-58	5:05
CU	1st	13:46	Wesco Jr. 76 yd pass from Klubnik (Hauser kick)	3-75	1:14
CU	1st	9:40	Klubnik 2 yd run (Hauser kick)	6-84	2:16
CU	1st	7:08	Mafah 83 yd run (Hauser kick)	3-92	1:10
CU	1st	2:34	Briningstool 41 yd pass from Klubnik (Hauser kick)	5-69	1:51
CU	1st	1:11	Williams 29 yd pass from Klubnik (Hauser kick)	1-44	0:12
CU	2nd	12:58	Klubnik 3 yd run (Hauser kick)	5-30	2:02
CU	2nd	6:48	Moore 33 yd pass from Klubnik (Hauser kick)	9-71	3:47
CU	2nd	0:54	Briningstool 17 yd pass from Klubnik (Hauser kick)	9-75	2:34
CU	3rd	3:10	Vizzina 5 yd run (Hauser kick)	7-61	3:15
CU	3rd	1:51	Hauser 36 yd field goal	4-1	1:14
ECU	1st	14:29	Wright Jr. 65 yd pass from Garcia (Conrad kick)	3-75	0:31
ECU	1st	6:33	Conrad 48 yd field goal	12-50	5:15
ECU	1st	4:55	Revel Jr. 50 yd interception (kick failed)		
ECU	4th	12:39	Conrad 43 yd field goal	12-50	3:10
USA	1st	11:59	Thomas-Jones 10 yd pass from Lopez (Marjan kick)	6-75	3:01
USA	1st	7:10	Bothwell 22 yd run (Marjan kick)	6-60	2:06
USA	2nd	5:30	Lopez 31 yd run (Marjan kick)	13-95	7:49
USA	2nd	2:30	Bullock 2 yd run (Marjan kick)	2-2	0:12
USA	3rd	11:08	Pritchett 18 yd pass from Lopez (kick failed)	3-47	1:31
USA	3rd	5:35	Bothwell 14 yd run (Marjan kick)	6-67	3:04
USA	4th	4:15	Celestine 6 yd run (DiBoyan kick)	9-55	6:00
MAR	1st	11:56	Braxton 3 yd run (Verhoff kick)	4-48	1:45
MAR	2nd	14:05	Houston 75 yd pass from Braxton (Verhoff kick)	2-76	0:46
MAR	2nd	13:53	Anderson 13 yd interception return (Verhoff kick)		
MAR	2nd	4:58	Turner 5 yd pass from Braxton (Verhoff kick)	9-79	3:06
MAR	3rd	7:01	Turner 29 yd run (Verhoff kick)	8-80	3:56
MAR	3rd	5:06	Verhoff 38 yd field goal	4-8	1:49
MAR	4th	11:12	Montgomery 26 yd pass from Braxton (Verhoff kick)	10-65	5:33
MAR	4th	4:16	Braxton 35 yd run (Verhoff kick)	6-58	1:49
UL	1st	8:03	Almendares 32 yd field goal	12-75	4:56
UL	2nd	10:10	Carter 74 yd pass from Wooldridge (Almendares kick)	1-74	0:13
UL	2nd	1:55	Broussard 8 yd pass from Wooldridge (Almendares kick)	5-33	3:14
UL	3rd	3:10	Almendares 53 yd field goal	11-41	5:04
UL	4th	13:11	Burton 0 yd recovery (Almendares kick)	1-7	0:08
UL	4th	1:03	Wooldridge 1 yd run (Almendares kick)	7-32	2:44
GSU	2nd	14:56	Rickman 26 yd field goal	10-77	5:40
GSU	2nd	6:24	Hurst 4 yd pass from Gibson (Rickman kick)	7-63	3:57
GSU	2nd	1:15	Dukes 9 yd run (pass failed)	5-68	2:36
GSU	3rd	5:05	Lowe 5 yd run (Rickman kick)	6-75	3:07
GSU	4th	6:39	Rickman 38 yd field goal	12-70	6:47
ODU	1st	4:50	Sanchez 25 yd field goal	10-67	5:14
ODU	2nd	14:21	Vines 14 yd pass from Joseph (Sanchez kick)	7-67	3:14
ODU	2nd	4:28	Paige 28 yd pass from Joseph (Sanchez kick)	9-90	5:43
ODU	3rd	0:55	Sanchez 25 yd field goal	14-67	7:10
CCU	1st	10:40	Bennett 12 yd run (Hensley kick)	7-68	4:14
CCU	1st	3:03	Bennett 37 yd run (Hensley kick)	6-68	3:28
CCU	2nd	13:25	Hensley 29 yd field goal	6-37	2:25
CCU	3rd	5:02	Bennett 2 yd run (Hensley kick)	17-87	8:42
CCU	3rd	4:05	Vasko 1 yd run (Hensley kick)	2-1	0:42
CCU	4th	2:26	Tucker 6 yd pass from Vasko (Hensley kick)	4-36	0:55
JMU	1st	11:03	Knight, Y. 6 yd pass from Barnett III (Ruelas kick)	8-75	3:57
JMU	2nd	14:08	Phifer 37 yd pass from Barnett III (Ruelas kick)	4-58	1:45
JMU	2nd	2:49	Ruelas 46 yd field goal	11-47	4:44
JMU	3rd	7:56	Ruelas 52 yd field goal	7-24	3:04

SINGLE-GAME HIGHS

RUSHING YARDS

317	Cameron Peoples	N. Texas (bowl)	2020
313	Armanti Edwards	Richmond	2007
291	Armanti Edwards	The Citadel	2007
267	Ritchie Melchor	Chattanooga	1989
264	DeAndre Presley	Western Illinois	2010
259	Jack Groce	Newberry	1951
257	Jalin Moore	Akron	2016
250	Marcus Cox	Georgia State	2014
245	Steven Miller	Western Carolina	2012
245	John Settle	Furman	1986
244	Jalin Moore	Idaho	2015
244	Shirley Gabriel	Emory & Henry	1953
242	David Neeld	Carson-Newman	1970
241	Jalin Moore	New Mexico State	2017
239	Jalin Moore	Georgia State	2017
239	John Settle	Western Carolina	1985

RUSHING TOUCHDOWNS

5	Cameron Peoples	N. Texas (bowl)	2020
5	John Settle	Davidson	1986

LONGEST RUSHES

98	Clayton Deskins	Bluefield State	1971
90	Emmitt Hamilton	Marshall	1977
89	DeAndre Presley	Western Illinois	2010
88	John Settle	Furman	1986
87	Darrynton Evans	Charlotte	2019
86	John Settle	The Citadel	1985
86	Hal Queen	Catawba	1969
85	Emmitt Hamilton	South Carolina	1977
84	Ricky Ferguson	Georgia State	2014
84	Devin Radford	Furman	2008
81	Jalin Moore	Gardner-Webb	2018
81	Karim Razzak	Western Carolina	1999

TOUCHDOWN PASSES

6	Chase Brice	North Carolina	2022
5	Taylor Lamb	Savannah State	2017
5	DeAndre Presley	The Citadel	2010
5	Armanti Edwards	Wofford	2008
5	Richie Williams	N'Western St.	2004
5	Pat Murphy	Wofford	1968
5	Pat Murphy	Presbyterian	1967
4	Joey Aguilar	ODU	2024
4	Joey Aguilar	Ga. Southern	2023
4	Joey Aguilar	Southern Miss	2023
4	Joey Aguilar	Gardner-Webb	2023
4	Chase Brice	Robert Morris	2022
4	Chase Brice	The Citadel	2022
4	Chase Brice	WKU (bowl)	2021
4	Chase Brice	ULM	2021
4	Zac Thomas	Troy	2020
4	Zac Thomas	Arkansas State	2020
4	Zac Thomas	Troy	2019
4	Zac Thomas	Georgia State	2019
4	Taylor Lamb	ULM	2017
4	Taylor Lamb	Louisiana	2017
4	Taylor Lamb	Texas State	2016
4	Taylor Lamb	Old Dominion	2015
4	Taylor Lamb	Arkansas State	2015
4	Jamal Londry-Jackson	Elon	2012
4	Jamal Londry-Jackson	Elon	2011
4	DeAndre Presley	Jacksonville	2010
4	Armanti Edwards	S.C. State	2008
4	Armanti Edwards	The Citadel	2008
4	Richie Williams	Chattanooga	2004
4	Richie Williams	E. Kentucky	2004
4	Richie Williams	Elon	2003
4	Joe Burchette	VMI	2002
4	Joe Burchette	W. Carolina	2000

PASSING YARDS (QB, Completions-Attempts)

433	Armanti Edwards (29-41)	S.C. State	2008
427	Taylor Lamb (23-39)	C. Carolina	2017
424	Joey Aguilar (32-47)	ECU	2024
415	Armanti Edwards (27-34)	Wofford	2009
413	Richie Williams (40-45)	Furman	2004
410	Richie Williams (21-37)	Chattanooga	2004
408	Richie Williams (29-43)	Elon	2004
408	Steve Brown (26-38)	E. Tenn. State	1980
405	Richie Williams (31-40)	Wofford	2004
397	Taylor Lamb (20-31)	Liberty	2014

PASS COMPLETIONS (QB, Attempts)

40	Chase Brice (53 att.)	Texas State	2022
40	Richie Williams (45 att.)	Furman	2004
37	Bake Baker (57 att.)	Liberty	1997
33	Kameron Bryant (43 att.)	Wofford	2013
33	J. Londry-Jackson (45 att.)	Illinois State	2012
32	Joey Aguilar (47 att.)	ECU	2024
32	J. Londry-Jackson (46 att.)	Furman	2012
31	DeAndre Presley (56 att.)	Villanova	2010
31	Richie Williams (40 att.)	Wofford	2004
29	J. Londry-Jackson (46 att.)	Wofford	2012
29	J. Londry-Jackson (44 att.)	Furman	2011
29	Armanti Edwards (41 att.)	S.C. State	2008
29	Richie Williams (43 att.)	Elon	2004
29	Joe Burchette (45 att.)	The Citadel	2002
29	Bake Baker (50 att.)	Clemson	1997

LONGEST RECEPTIONS (Receiver-Passer)

95*	Smith-Satterfield	W. Carolina	1994
90	Sutton-Thomas	Charlotte	2018
89	Fowlkes-Williams	N'Western St.	2004
89	Fowlkes-Williams	Chattanooga	2004
88	Fowlkes-Williams	Wofford	2003
85	Upshur-Joyce	James Madison	1983
84	Watkins-Lamb	Wake Forest	2017
83	Horn-Aguilar	ETSU	2024
83	Virgil-Lamb	C. Carolina	2017
83	Layton-Burchette	Chattanooga	2001
83	Reaves-Freeman	Gardner-Webb	1989
82	Ford-Price	East Carolina	1975
82	Camelo-Brown	Chattanooga	1979
80	Wells-Horn	The Citadel	2022
80	Wells-Brice	Georgia State	2021
80	Ray-Brown	VMI	1979
80	Jenkins-Joyce	The Citadel	1981
80	Albea-Jeremiah	W. Carolina	1999

*non-scoring

RECEPTIONS (Name, Yards)

17	DaVon Fowlkes	280	Elon	2004
15	DaVon Fowlkes	202	Wofford	2004
14	DaVon Fowlkes	148	Furman	2004
14	Rick Beasley	136	Marshall	1979
13	Sean Price	167	Illinois State	2012
13	Bob Agle	180	E. & Henry	1968
12	Andrew Peacock	90	Georgia	2013
12	DaVon Fowlkes	236	Chattanooga	2004
12	Gerard Hardy	123	Liberty	1997

TOUCHDOWN RECEPTIONS

4	Thomas Hennigan	Louisiana	2017
4	DaVon Fowlkes	N'Western St.	2004
4	Bob Agle	Wofford	1968

RECEIVING YARDS (Name, Catches)

280	DaVon Fowlkes	17	Elon	2004
261	Bob Agle	10	Wofford	1968
236	DaVon Fowlkes	12	Chattanooga	2004
231	Sean Price	7	Ga. Southern	2012
231	Rick Beasley	9	James Madison	1980
220	Rick Beasley	9	E. Tenn. State	1980
206	Malik Williams	10	Coastal Carolina	2021
202	DaVon Fowlkes	15	Wofford	2004
195	William Mayfield	7	Chattanooga	2006
191	DaVon Fowlkes	8	N'Western St.	2004

INTERCEPTIONS

3	Steven Jones Jr.	Arkansas State	2021
3	Clifton Duck	NMSU	2017
3	Tae Hayes	NMSU	2017
3	Mark LeGree	Wofford	2008
3	Larry McKenzie	Davidson	1973

LONGEST INTERCEPTION RETURN

100	Trey Cobb	South Alabama	2021
100	Rico Mack	James Madison	1990
100	John Hollar	W. Carolina	1947
100	John Hollar	Elon	1946
97	Doug Middleton	N.C. A&T	2011
91	Latrell Gibbs	Wyoming	2015
90	T.D. Roof	Elon	2021
82	Wes Hunter	Chattanooga	1999
78	Justin Wozeah	S. Illinois	2005
77	Quinton McKinney	Furman	1974
75	Jon Duncan	Edinboro	1995
71	A.J. Howard	Troy	2016
70	Brandon Grier	Chattanooga	2012
70	Titus Howard	Elon	2005
70	Larry McKenzie	Davidson	1973

LONGEST KICKOFF RETURN

100	Jalen Virgil	Miami	2021
100	Jalen Virgil	Ga. Southern	2020
100	Darrynton Evans	Penn State	2018
100	Keith Nash	Lenoir-Rhyne	1968
99	Tony Washington	Wofford	2012
97	Jalen Virgil	Ga. Southern	2021
97*	Darrynton Evans	Louisiana (SBCH)	2018
96	Milan Tucker	Marshall	2022
96*	Don Blue	Liberty	1994
95	CoCo Hillary	Wofford	2007
95	Jimmy Watkins	Wofford	2000
94	Darrynton Evans	Toledo	2016
92	Derek Jenkins	Furman	1981
91	Jimmy Watkins	The Citadel	2000
90	Clayton Deskins	Guilford	1968

*non-scoring

LONGEST PUNT RETURN

100	Aubrey Elam	Lenoir-Rhyne	1955
87	DaVon Fowlkes	Marshall	2002
86	Dexter Jackson	Gardner-Webb	2006
82	Anthony Smith	E. Tenn. State	1989
81	Jack Fine	Carson-Newman	1965
81	Anthony Smith	Wake Forest	1992

CAREER HIGHS

KEVIN ABRAMS-VERWAYNE

Tackles.....5 (ETSU - 24)
 Forced fumbles 1 (at JMU - 23, Gardner-Webb - 23)
 Sacks1.0 (at JMU - 23)
 Tackles for loss 1.0 (Multiple times)

JOEY AGUILAR

Passing Yards..... 424 (at ECU - 24)
 Passing TDs 4 (Four times)
 Completions.....32 (at ECU - 24)
 Pass attempts.....47 (at ECU - 24)
 Long completion.....83 (ETSU - 24)

KYLE ARNHOLT

Tackles 11 (JMU - 24)
 Sacks 1.0 (Georgia State - 22)
 Forced fumbles.....2 (Georgia State - 22)
 Fumble recoveries 1 (Georgia State - 22)

DJ BURKS

Tackles..... 14 (South Alabama - 24)
 Tackles for loss.....1.0 (Clemson - 24, So. Alabama - 24)

ANDERSON CASTLE

Rushes 20 (Miami U. - 23)
 Rushing yards 119 (Miami U. - 23)
 Rushing TDs.....1 (Multiple times)
 Long rush49 (Troy - 20)
 Receptions 5 (at ECU - 24)
 Receiving TDs..... 1 (Troy - 22)

JASON CHAMBERS

Tackles 6 (Georgia State - 24)
 Interceptions.....1 (JMU - 24)

MARKUS CLARK

Tackles.....4 (ECU - 23)
 Sacks 1.0 (ECU - 23)

RONALD CLARKE

Tackles 8 (at Clemson - 24)
 Fumble recoveries 1 (Miami U. - 23, Elon - 21)
 Sacks 1.0 (South Alabama - 21)

AVARION COLE

Tackles 8 (So. Alabama - 24)

SHAWN COLLINS

Tackles..... 5 (Coastal - 23)
 Sacks 1.0 (Multiple times)
 Fumble recoveries 1 (JMU - 24, So. Alabama - 24)

THOMAS DAVIS

Tackles 5 (JMU - 24, at Marshall - 24)
 Sacks 1.5 (ETSU - 24)
 Tackles for loss 2.0 (ETSU - 24)
 Forced fumbles..... 1 (at JMU - 23)

JOSHUA DONALD

Tackles 6 (JMU - 24)
 Sacks 2.0 (ODU - 24)
 Tackles for loss 3.0 (ODU - 24)

DERRELL FARRAR

Tackles.....9 (at Clemson - 24)
 Tackles for loss 1.0 (Multiple times)
 Sacks 1.0 (ETSU - 24)

JORDAN FAVORS

Tackles.....10 (Georgia State - 24)
 Interceptions.....2 (Marshall - 23)
 Forced fumbles..... 1 (at ULM - 23)
 Fumble recoveries 1 (at ECU - 24)

MICHAEL FLETCHER

Tackles.....4 (ODU - 24)
 Sacks..... 2.0 (JMU - 24, at JMU - 23)
 Fumble recoveries 1 (Southern Miss - 23)

ZYEIR GAMBLE

Tackles 7 (at Coastal - 24)
 Interceptions 1 (ODU - 24)

ANDRE HAMILTON

Tackles.....5 (at Clemson - 24)
 Forced fumbles 1 (Ga. So. - 23; at Clemson - 24)
 Fumble recoveries 1 (at Clemson - 24)

BRENDAN HARRINGTON

Tackles 11 (JMU - 24, North Texas - 20)
 Sacks 2.0 (ECU - 21)
 Tackles for loss 2.0 (ECU - 21)
 Interceptions 1 (Four times in 2020)
 INT return for TD 1 (at Texas State - 20)

MAQUEL HAYWOOD

Rushes 11 (Gardner-Webb - 23)
 Rushing yards 61 (Ga. Southern - 23)
 Long rush.....31 (at Georgia State - 23)
 Rushing TDs..... 1 (Multiple times)

MICHAEL HETZEL

Receptions 4 (Marshall - 23)
 Receiving yards 46 (Marshall - 23)
 Touchdowns 1 (JMU on SPT - 24, Marshall - 23)
 Long reception 22 (GW - 23, The Citadel - 22)

SANTANA HOPPER

Tackles 5 (Multiple times)
 Sacks 2.0 (Georgia State - 24)
 Tackles for loss 2.5 (JMU - 24)
 Fumble recoveries 1 (Miami U. - 23)
 Forced fumbles.....(So. Alabama - 24, ECU - 24)

CHRISTAN HORN

Receptions 8 (Southern Miss - 23)
 Receiving yards 165 (Southern Miss - 23)
 Long reception 83 (ETSU - 24)
 Touchdowns 2 (Three times)

MICHAEL HUGHES

Points 16 (at Ga. So. - 22)
 Field goals 4 (at Ga. So. - 22, at Wyoming - 23)
 Long field goal 54 (at ULM - 23)
 Extra points 7 (Multiple times)

ETHAN JOHNSON

Tackles 9 (Coastal - 23)
 Interceptions 1 (at JMU - 23)
 Forced fumbles..... 1 (at ECU - 24)

MAKAI JACKSON

Receptions 6 (at ECU - 24, at Clemson - 24)
 Receiving yards 162 (JMU - 24)
 TD receptions.....1 (Multiple times)
 Long reception 67 (Coastal - 23)

NATE JOHNSON

Tackles 7 (Coastal - 23)
 Sacks 2.0 (at JMU - 23, at ODU - 23)
 Tackles for loss 2.0 (at JMU - 23)

MONTEZ KELLEY

Tackles.....4 (JMU - 24, at Coastal - 24)
 Sacks 1.0 (at ECU - 24, Miami U. - 23)
 Tackles for loss 1.0 (Multiple times)
 Fumble recoveries 1 (Gardner-Webb - 23)

MITCHELL LAKE

Long punt.....61 (at Clemson - 24)

DAVID LARKINS

Receptions 3 (ECU - 23)
 Receiving yards 31 (ECU - 23)
 TD receptions 1 (Multiple times)
 Long reception 23 (at Georgia State - 23)

AHMANI MARSHALL

Rushes 28 (at Coastal - 24)
 Rushing yards 137 (ODU - 22)
 Rushing TDs 2 (at Coastal - 24, at Marshall - 24)
 Long rush 37 (Georgia State - 22)
 Receptions 6 (at Coastal - 24)

CONNER MAYNARD

Long punt..... 50 (at ECU - 24)
 Inside 20..... 3 (at Louisiana - 24)
 Inside 10 2 (So. Alabama - 24)

KANYE ROBERTS

Rushes 26 (at Louisiana - 24, at ODU - 23)
 Rushing yards 148 (at Louisiana - 24)
 Rushing TDs 2 (at Troy, SBC - 23)
 Long rush 61 (Southern Miss - 23)
 Receiving TDs 1 (at Louisiana - 24)

SETH ROBERTSON

Tackles 3 (JMU - 24)
 Interceptions 1 (at ECU - 24)

KAEDIN ROBINSON

Receptions 10 (at ULM - 23)
 Receiving yards 129 (at ECU - 24)
 Long reception 57 (ODU - 22)
 Touchdowns 2 (Ga. Southern - 23, at JMU - 23)

JACK SCROGGS

Tackles 4 (Gardner-Webb - 23)
 Interceptions 1 (Gardner-Webb - 23)

DALTON STROMAN

Receptions 5 (at TXST - 22)
 Receiving yards 104 (at TXST - 22)
 Long reception 77 (at Georgia State - 23)
 Touchdowns 2 (at Marshall - 24)

CADEN SULLIVAN

Tackles 10 (Miami U. - 23)
 Sacks 1.0 (Multiple times)
 Tackles for loss 1.5 (Coastal - 23)
 Forced fumbles..... 1 (Southern Miss - 23, ODU - 22)

ELI WILSON

Receptions 4 (Multiple times)
 Receiving yards 61 (at JMU - 23)
 TD receptions 1 (Multiple times)
 Long reception 34 (ETSU - 24)

GAME LOGS QUARTERBACKS/RUNNING BACKS

JOEY AGUILAR'S CAREER STATISTICS

Year	GP/GS	Cmp	Att	INT	YDS	TD	YPG
2023	14/13	293	460	10	3,757	33	268.4
2024	10/10	199	355	12	2,713	21	271.3
Totals	24/23	492	815	22	6,470	54	269.6

AGUILAR GAME-BY-GAME

2023	Cmp	Att	INT	Yards	TD	Long
Gardner-Webb	11	13	0	174	4	43
at North Carolina	22	43	1	275	2	34
East Carolina	17	29	1	241	3	35
at Wyoming	22	40	1	200	0	23
at ULM	27	39	2	335	3	52
Coastal Carolina	18	31	0	305	2	69
at ODU	22	31	0	252	2	28
Southern Miss	23	33	1	391	4	57
Marshall	20	27	0	229	3	29
at Georgia State	14	21	1	255	3	77
at JMU	28	46	1	318	3	39
Ga. Southern	23	36	1	296	4	41
Troy	28	39	0	275	0	40
Miami (Ohio)	18	32	1	211	0	52

2024	Cmp	Att	INT	Yards	TD	Long
ETSU	22	36	0	326	2	83
at Clemson	18	41	0	214	1	29
at ECU	32	47	2	424	2	49
South Alabama	21	40	1	266	1	49
at Marshall	26	44	2	293	2	27
at Louisiana	20	42	4	236	3	26
Georgia State	18	27	0	299	3	50
ODU	13	24	1	212	4	46
at Coastal	17	31	2	226	1	39
JMU	12	23	0	216	2	64

KANYE ROBERTS' CAREER STATISTICS

Year	GP/GS	Rush	Yards	TD	Lg	Avg
2022	3/0	19	127	2	29	6.7
2023	14/4	123	696	7	61	5.7
2024	8/5	82	332	1	18	4.0
Totals	25/9	224	1,155	10	61	5.2

ROBERTS GAME-BY-GAME

2022	Rush	Yards	TD	Long
The Citadel	7	70	1	29
Robert Morris	11	57	1	23
Old Dominion	1	0	0	0

2023	Rush	Yards	TD	Long
East Carolina	6	42	1	18
at Wyoming	6	59	0	35
at ULM	7	17	1	10
Coastal Carolina	11	48	0	12
at ODU	26	109	0	24
Southern Miss	13	109	1	61
Marshall	6	23	0	13
at Georgia State	9	77	1	26
at JMU	2	2	0	2
Ga. Southern	14	109	1	37
Troy	13	53	2	19
Miami (Ohio)	10	48	0	14

2024	Rush	Yards	TD	Long
ETSU	9	35	0	10
at Clemson	5	13	0	18
at ECU	5	15	0	9
South Alabama	8	38	0	13
at Marshall	13	36	1	10
at Louisiana	26	148	0	18
Georgia State	13	38	0	13
ODU	3	9	0	4

ANDERSON CASTLE'S CAREER STATISTICS

Year	GP/GS	Rush	Yards	TD	Long	Avg.
2020	12/0	17	104	0	49	6.1
2021	14/0	47	236	3	22	5.0
2022	12/1	26	167	2	21	6.4
2023	6/0	53	283	2	29	5.3
2024	9/2	45	223	1	21	5.0
Totals	53/3	188	1013	8	49	5.4

CASTLE GAME-BY-GAME

2020	Rush	Yards	TD	Long
Campbell	8	42	0	8
Arkansas State	2	6	0	3
at ULM	2	-2	0	1
Troy	5	58	0	49

2021	Rush	Yards	TD	Long
East Carolina	2	-1	0	1
Elon	4	30	1	10
at Georgia St.	12	56	1	22
ULM	3	22	0	10
at Arkansas State	3	13	0	6
South Alabama	3	6	0	3
at Troy	8	25	0	9
Ga. Southern	6	31	0	10
WKU	6	54	1	14

2022	Rush	Yards	TD	Long
North Carolina	1	2	0	2
James Madison	3	5	0	6
The Citadel	4	28	0	15
Georgia St.	7	50	1	21
Robert Morris	9	67	1	17
Old Dominion	2	15	0	11

2023	Rush	Yards	TD	Long
Marshall	3	7	0	4
at Georgia State	6	26	1	9
at JMU	10	21	0	6
Ga. Southern	6	63	1	29
Troy	8	47	0	23
Miami (Ohio)	20	119	0	26

2024	Rush	Yards	TD	Long
ETSU	9	28	0	7
at Clemson	7	80	1	21
at ECU	17	40	0	10
South Alabama	6	36	0	15
at Marshall	0	0	0	0
at Louisiana	0	0	0	0
Georgia State	2	20	0	17
at Coastal	1	1	0	1
JMU	3	18	0	14

AHMANI MARSHALL'S CAREER STATISTICS

Year	GP/GS	Rush	Yards	TD	Long	Avg.
2020 (WF)	2/0	6	18	0	8	3.0
2021 (WF)	10/0	23	103	0	16	4.5
2022	11/0	76	389	4	37	5.1
2023	14/0	20	65	2	11	3.3
2024	10/3	125	586	6	29	4.7
Totals	47/3	250	1,161	12	37	4.6

MARSHALL GAME-BY-GAME

2020 (Wake Forest)	Rush	Yards	TD	Long
Campbell	2	10	0	6
at Louisville	4	8	0	8

2021 (Wake Forest)	Rush	Yards	TD	Long
Old Dominion	4	5	0	4
Norfolk State	4	29	0	16
Duke	6	37	0	14
at Clemson	3	15	0	6
at Boston College	3	10	0	7
Pittsburgh	3	7	0	5

2022	Rush	Yards	TD	Long
North Carolina	1	1	0	1
at Texas A&M	11	35	1	8
Troy	5	16	0	9
James Madison	8	40	0	24
The Citadel	3	12	0	8
at Texas St.	5	9	0	3
Georgia St.	4	48	1	37
Old Dominion	19	137	1	23
at Georgia Southern	20	91	1	19

2023	Rush	Yards	TD	Long
at ULM	4	30	0	11
Coastal Carolina	5	15	1	8
at ODU	1	-2	0	-2
Southern Miss	4	9	1	8
at Marshall	2	11	0	11
at Georgia State	4	2	0	7

2024	Rush	Yards	TD	Long
ETSU	3	13	0	8
at Clemson	7	28	0	6
at ECU	4	8	0	11
South Alabama	4	17	0	12
at Marshall	10	48	2	12
at Louisiana	4	5	0	3
Georgia State	18	115	1	14
ODU	23	120	0	29
at Coastal	28	124	2	27
JMU	24	108	1	23

MAQUEL HAYWOOD'S CAREER STATISTICS

Year	GP	Rush	Yards	TD	Long	Avg.
2021 (Navy)	8/1	9	22	0	7	2.4
2022 (Navy)	12/6	73	473	0	44	6.5
2023	13/0	60	318	2	31	5.3
2024	7/0	23	114	1	18	5.0
Total	40/7	165	927	3	44	5.6

HAYWOOD GAME-BY-GAME

2021 (Navy)	Rush	Yards	TD	Long
at Notre Dame	1	3	0	3
at Temple	4	10	0	7
Army	4	9	0	6

2022 (Navy)	Rush	Yards	TD	Long
Campbell	2	10	0	6
Delaware	6	28	0	12
Memphis	8	54	0	17
at East Carolina	13	67	0	17
at Air Force	8	32	0	12
Tulsa	6	22	0	6
at SMU	8	95	0	44
Houston	5	51	0	23
Temple	7	45	0	9
at Cincinnati	2	12	0	12
Notre Dame	3	9	0	7
at UCF	3	36	0	18
vs Army West Point	4	22	0	13

2023	Rush	Yards	TD	Long
Gardner-Webb	11	45	0	9
at North Carolina	10	42	0	10
East Carolina	5	0	0	3
at Wyoming	8	31	0	8
Coastal Carolina	6	41	0	20
at ODU	1	2	0	2
Southern Miss	3	11	1	8
Marshall	5	42	0	18
at Georgia State	4	45	0	31
at JMU	1	-2	0	0
Ga. Southern	6	61	1	27

2024	Rush	Yards	TD	Long
ETSU	4	19	0	18
at Clemson	3	5	0	5
at ECU	0	0	0	0
South Alabama	7	47	1	15
at Marshall	6	24	0	6
JMU	3	19	0	10

GAME LOGS WIDE RECEIVERS/TIGHT ENDS

KAEDIN ROBINSON'S CAREER STATISTICS

Year	GP/GS	Rec	Yds	TD	Long	Avg.
2021 (UCF)	2/0	1	30	1	30	30.0
2022	11/5	27	419	2	57	15.5
2023	14/14	67	905	10	52	13.5
2024	9/9	53	840	2	50	15.8
Totals	36/28	148	2,194	15	57	14.8

ROBINSON GAME-BY-GAME

2021 (UCF)	Rec.	Yards	TD	Long
Bethune-Cookman	1	30	1	30

2022	Rec.	Yards	TD	Long
North Carolina	2	48	1	26
at Texas A&M	1	3	0	3
Troy	4	68	0	42
James Madison	5	57	0	19
The Citadel	1	26	0	26
at Texas St	1	10	0	10
Robert Morris	1	0	0	0
at Coastal Carolina	3	56	0	46
at Marshall	1	12	0	12
Old Dominion	3	90	1	57
at Georgia Southern	5	49	0	20

2023	Rec.	Yards	TD	Long
Gardner-Webb	4	64	1	32
at North Carolina	2	33	0	20
East Carolina	4	57	1	34
at Wyoming	3	51	0	23
at ULM	10	112	1	19
Coastal Carolina	2	10	0	10
at ODU	7	103	1	20
Southern Miss	1	27	0	27
Marshall	4	55	1	24
at Georgia State	4	29	1	11
at JMU	4	68	2	39
Ga. Southern	8	108	2	27
Troy	6	70	0	17
Miami (Ohio)	8	118	0	52

2024	Rec.	Yards	TD	Long
ETSU	8	103	0	47
at Clemson	3	58	0	29
at ECU	7	129	0	31
South Alabama	6	85	0	49
at Marshall	8	94	0	19
at Louisiana	7	96	0	22
Georgia State	5	121	0	50
ODU	4	78	1	46
at Coastal	5	76	1	36

CHRISTAN HORN'S CAREER STATISTICS

Year	GP/GS	Rec	Yds	TD	Long	Avg.
2020	8/1	3	79	0	54	26.3
2021	14/0	5	46	0	16	9.2
2022	12/12	33	600	4	80	18.2
2023	14/13	36	566	6	52	15.7
2024	8/7	18	336	1	83	18.7
Totals	56/33	95	1,627	11	83	17.1

HORN GAME-BY-GAME

2020	Rec.	Yds	TD	Long
Arkansas State	2	25	0	19
Troy	1	54	0	54

2021	Rec.	Yds	TD	Long
East Carolina	2	7	0	10
at Miami (FL)	1	9	0	9
at Louisiana	1	14	0	14
Western Ky.	1	16	0	16

2022	Rec.	Yds	TD	Long
North Carolina	3	59	1	31
at Texas A&M	2	12	0	9
Troy	5	98	1	53
James Madison	1	23	0	23
The Citadel	3	132	2	80
at Texas St.	6	83	0	24
Georgia St.	1	7	0	7
at Coastal Carolina	4	57	0	23
at Marshall	4	66	0	33
Old Dominion	2	8	0	5
at Georgia Southern	2	55	0	45

2023	Rec.	Yds	TD	Long
Gardner-Webb	4	50	1	24
at North Carolina	2	9	0	10
East Carolina	2	24	0	16
at Wyoming	1	11	0	11
at ULM	6	124	2	52
Coastal Carolina	1	13	0	13
at ODU	3	60	0	28
Southern Miss	8	165	2	49
Marshall	0	0	0	0
at Georgia State	0	0	0	0
at JMU	0	0	0	0
Ga. Southern	2	46	1	41
Troy	5	42	0	23
Miami (Ohio)	2	22	0	13

2024	Rec.	Yards	TD	Long
ETSU	3	89	1	83
at Clemson	3	47	0	21
at ECU	5	108	0	49
South Alabama	4	47	1	14
at Louisiana	1	8	0	8
Georgia State	2	37	0	22

MAKAI JACKSON'S CAREER STATISTICS

Year	GP/GS	Rec	Yds	TD	Long	Avg.
2022 (SF)	12/9	85	991	8	45	11.7
2023 (App)	14/1	27	418	2	67	15.5
2024 (App)	10/9	38	588	4	64	15.5
Totals	36/19	150	1,997	14	67	13.3

JACKSON GAME-BY-GAME

2022 (ST. FRANCIS)	Rec.	Yards	TD	Long
at Akron	7	81	0	30
at Richmond	8	123	1	45
at Wagner	11	117	1	23
at Norfolk State	9	105	2	31
Central Conn. St.	4	26	1	29
at LIU	7	72	0	20
Stonehill	7	52	0	17
at Sacred Heart	6	31	2	11
at Georgetown	9	116	0	38
Duquesne	6	81	1	30
at Merrimack	6	116	0	45
at Delaware	5	71	1	45

2023	Rec.	Yards	TD	Long
Gardner-Webb	0	0	0	0
at North Carolina	2	10	0	7
East Carolina	2	43	0	28
at Wyoming	2	17	0	9
at ULM	1	4	0	4
Coastal Carolina	1	67	0	67
at Old Dominion	1	23	0	23
Southern Miss.	2	25	0	13
Marshall	1	29	1	29
at Georgia St.	3	98	1	45
at James Madison	5	49	0	16
Ga. Southern	2	6	0	6
at Troy	2	12	0	6
Miami (Ohio)	3	35	0	16

2024	Rec.	Yards	TD	Long
ETSU	2	24	0	15
at Clemson	6	54	1	17
at ECU	6	86	1	36
South Alabama	2	32	0	26
at Marshall	5	29	0	13
at Louisiana	5	48	0	12
Georgia State	4	67	1	42
ODU	1	15	0	15
at Coastal	2	71	0	39
JMU	5	162	1	64

DALTON STROMAN'S CAREER STATISTICS

Year	GP/GS	Rec	Yds	TD	Long	Avg.
2021	1/0	1	10	0	10	10.0
2022	12/0	19	371	4	55	19.5
2023	14/1	20	390	3	77	19.5
2024	9/2	20	307	5	47	15.4
Total	36/3	60	1,078	12	77	18.0

STROMAN GAME-BY-GAME

2021	Rec.	Yards	TD	Long
WKU	1	10	0	10

2022	Rec.	Yards	TD	Long
North Carolina	1	41	0	41
at Texas A&M	2	14	0	8
Troy	1	8	0	8
James Madison	1	27	1	27
The Citadel	2	21	0	11
at Texas St.	5	104	1	55
Georgia St.	0	0	0	0
Robert Morris	1	19	1	19
at Coastal Carolina	2	55	1	41
at Marshall	1	5	0	5
Old Dominion	2	24	0	17
at Georgia Southern	1	53	0	53

2023	Rec.	Yards	TD	Long
Gardner-Webb	2	49	1	43
at North Carolina	2	34	0	18
East Carolina	1	17	0	17
at Wyoming	2	24	0	13
at ULM	2	31	0	17
Coastal Carolina	2	35	1	30
at ODU	1	12	0	12
Southern Miss	0	0	0	0
Marshall	0	0	0	0
at Georgia State	3	93	1	77
at JMU	2	36	0	19
Ga. Southern	0	0	0	0
Troy	2	49	0	40
Miami (Ohio)	1	10	0	10

2024	Rec.	Yards	TD	Long
at Clemson	0	0	0	0
at ECU	2	21	0	11
South Alabama	2	60	1	47
at Marshall	5	75	2	27
at Louisiana	2	15	0	10
Georgia State	2	32	1	23
ODU	2	55	1	46
at Coastal	4	43	0	12
JMU	1	6	0	6

ELI WILSON'S CAREER STATISTICS

Year	GP/GS	Rec	Yds	TD	Long	Avg.
2020	4/0	1	2	0	2	2.0
2021	11/0	8	48	1	14	6.0
2022	12/0	10	82	1	27	8.2
2023	14/12	34	350	5	32	10.3
2024	8/8	20	236	4	34	11.8
Total	49/20	73	718	11	34	9.8

WILSON GAME-BY-GAME

2020	Rec.	Yds	TD	Long
Campbell	1	2	0	2

2021	Rec.	Yds	TD	Long
Elon	1	5	0	5
at Georgia St.	1	1	0	1
ULM	1	8	0	8
at Arkansas State	2	18	0	14
South Alabama	1	3	0	3
at Troy	2	13	1	10

2022	Rec.	Yds	TD	Long
North Carolina	1	27	0	27
at Texas A&M	1	5	0	5
The Citadel	1	8	1	0
at Texas St.	3	16	0	0
Georgia St.	1	3	0	8
Robert Morris	1	2	0	10
at Coastal Carolina	2	21	0	3

2023	Rec.	Yds	TD	Long
Gardner-Webb	2	15	1	12
at North Carolina	2	18	1	13
at Wyoming	4	29	0	12
at U				

LAST TIME IT HAPPENED

TEAM STATS	APP STATE	OPPONENT
Scored 40-49 Points	11/11/23, at Georgia State (42)	9/19/24, South Alabama (48)
Scored 50-59 Points	11/25/23, Georgia Southern (55)	10/5/24, at Marshall (52)
Scored 60-69 Points	9/3/22, vs. North Carolina (61)	9/7/24, at Clemson (66)
Scored 70-79 Points	9/22/18, Gardner-Webb (72)	10/7/78, Chattanooga (72)
Recorded a Safety	10/26/24, Georgia State (Ahmani Marshall blocked punt)	11/18/23, at JMU
Recorded a Shutout	10/1/22, The Citadel (49-0)	11/5/05, LSU (24-0)
Rushed for 400+ Yards	10/19/22, Georgia State (404)	9/25/14, Georgia Southern (408)
Rushed for 300-399 Yards	11/26/22, at Georgia Southern (376)	9/19/24, South Alabama (320)
Rushed for Less Than 50 Yards	11/18/23, at JMU (48)	11/20/21, at Troy (33)
Passed for 400+ Yards	9/14/24, at East Carolina (424)	9/7/24, at Clemson (460)
Passed for 300-399 Yards	8/31/24, ETSU (326)	10/10/23, Coastal Carolina (373)
Passed for Less Than 50 Yards	12/4/10, Western Illinois (47)	12/16/23, Miami U. in Cure Bowl (44)
Gained 500+ Yards Total Offense	9/14/24, at East Carolina (505)	9/7/24, at Clemson (712)
Gained Less Than 100 Yards Total Offense	9/7/91, Clemson (84)	11/1/14, Georgia State (62)
Recorded 25 or More First Downs	10/26/24, Georgia State (25)	11/2/24, ODU (26)
Was Penalized 100 Yards	10/5/24, at Marshall (15-158)	10/10/23, Coastal Carolina (9-for-108)
Committed No Penalties	11/23/24, James Madison	Records incomplete
Defense Intercepted Three Passes	11/25/23, Georgia Southern (3)	10/12/24, at Louisiana (4)
Overcame Halftime Deficit to Win	11/2/24, vs. ODU (Trailed 17-14 before winning 28-20)	9/23/23, at Wyoming (App State led 12-7 at half, Wyoming won 22-19)
Trailed After Three Quarters, Rallied to Win	10/28/23, vs. Southern Miss (Trailed 31-28 before winning 48-38)	10/21/23, at ODU (Trailed 21-20 before winning 28-21)
Won Game On TD on Final Play	11/18/23, at JMU (Joey Aguilar 8-yard pass to Kaedin Robinson in OT)	11/26/22, Georgia Southern (Kyle Vantrease 25-yard pass to Ezra Archie in 2nd OT)
Won Game On FG To End Regulation	9/30/23, at ULM (Michael Hughes 54-yard FG as time expired)	10/10/23, Coastal Carolina (Kade Hensley 24-yard FG as time expired)
Won Game on Final Defensive Play	10/12/02, Furman (Josh Jeffries PAT Interception, Derrick Black 96-Yd Return)	Never Accomplished

INDIVIDUAL STATS	APP STATE	OPPONENT
75+ Yard Run	12/21/20, Camerun Peoples vs. North Texas, MB Bowl (76)	9/7/24, Phil Mafah, Clemson (83)
100-199 Yards Rushing, Game	11/23/24, Ahmani Marshall vs. JMU (108)	11/2/24, Aaron Young, ODU (110)
Two Players 100+ Rush Yards	11/6/21, Nate Noel (122), Camerun Peoples (116), at A-State	9/19/24, Fluff Bothwell (116), Gio Lopez (105), So. Alabama
200+ Yards Rushing, Game	12/21/20, Camerun Peoples vs. North Texas, MB Bowl (317)	12/2/23, Kimani Vidal, Troy (233)
Three Rushing TDs, Game	11/26/22, Nate Noel vs. Georgia Southern (3)	11/7/24, Braydon Bennett, Coastal (3)
Four Rushing TDs, Game	9/26/20, Daetrich Harrington vs. Campbell (4)	10/2/04, Terrell Harris, Texas State (4)
Five Rushing TDs, Game	12/21/20, Camerun Peoples vs. North Texas, MB Bowl (5)	12/2/23, Kimani Vidal, Troy (5)
80+ Yard Pass Completion	8/31/24, Joey Aguilar to Christan Horn, ETSU (83)	9/26/20, Wiley Hartley to Austin Hite, Campbell (87)
300+ Yards Passing, Game	9/14/24, Joey Aguilar at ECU (242)	11/2/24, Colton Joseph, ODU (332)
Four TD Passes, Game	11/2/24, Joey Aguilar vs. ODU (4)	9/30/23, Jiya Wright, at ULM (4)
Five TD Passes, Game	9/9/2017, Taylor Lamb vs. Savannah State (5)	9/7/24, Cade Klubnik, Clemson (5)
Six TD Passes, Game	9/3/22, Chase Brice vs. North Carolina (6)	12/18/21, Bailey Zappe, WKU, Boca Bowl (6)
Scored Five TDs, Game	12/21/20, Camerun Peoples vs. North Texas, MB Bowl (5)	10/13/84, Robert Surratt, Marshall (5)
10 Receptions, Game	9/30/23, Kaedin Robinson at ULM (10)	11/2/24, Isiah Page, ODU (13)
100-149 Receiving Yards, Game	10/26/24, Kaedin Robinson vs. Georgia State (121)	11/2/24, Isiah Page, ODU (205)
150+ Receiving Yards, Game	11/23/24, Makai Jackson vs. JMU (162)	12/18/21, Jerreth Sterns, WKU, Boca Bowl (184)
Two Players with 100+ Receiving Yards	9/14/24, Kaedin Robinson (129), Christan Horn (108) at ECU	9/7/24, Bryant Wesco (130) & Jake Briningstool (100), Clemson
Three Receiving TDs, Game	11/16/19, Corey Sutton vs. Georgia State (3)	9/30/23, Tyrone Howell at ULM (3)
Three Sacks, Game	9/18/21, D'Marco Jackson vs. Elon (3)	11/7/24, Clev Lubin, Coastal (3)
50+ Yard Field Goal	9/30/23, Michael Hughes at ULM (54)	10/20/21, Massimo Biscardi, Coastal Carolina (50)
Made Three Or More Field Goals, Game	9/23/23, Michael Hughes at Wyoming (4)	10/2/21, Noel Ruiz, Georgia State (3)
70+ Yard Punt	10/17/09, Sam Martin at Wofford (74)	11/24/18, Tyler Sumpter, Troy (75, 70)
Returned Kickoff for TD	11/12/22, Milan Tucker vs. Marshall (96)	11/25/23, DeAndre Buchannon, Georgia Southern (100)
Returned Punt for TD	9/22/18, Clifton Duck vs. Gardner-Webb (62)	11/15/14, Blaise Taylor, Arkansas State (38)
Returned Blocked Punt for TD	11/23/24, Michael Hetzel vs. JMU (9)	11/12/22, Dainsus Miller, Marshall (0)
Blocked a Punt	11/23/24, Cahari Haynes vs. JMU	12/12/22, Shadeed Ahmad, Marshall
Returned Interception for TD	9/30/23, Tyrek Funderburk at ULM (23)	10/5/24, J'Coryan Anderson, Marshall (13)
Returned Fumble for TD	12/21/19, Trey Cobb vs. UAB (24)	12/2/23, Don Callis, Troy (10)
Blocked a Field Goal	12/18/21, Steven Jones Jr., vs. WKU (Boca Bowl)	9/23/23, DeVonne Harris, at Wyoming
Returned Blocked FG for TD	10/28/06, Corey Lynch vs. Furman (79)	9/23/23, Jakorey Hawkins, at Wyoming (62)
PAT Returned for Two Points	11/13/10, Troy Sanders vs. Wofford	11/25/00, Chris Archie, Troy