



# APPSTATE<sup>®</sup> BASKETBALL

2024-25 Men's Basketball Media Guide

**2024-25 NUMERICAL ROSTER**

No.	Name	Pos.	Ht.	Wt.	Yr.	Hometown/High School(Previous School)
0	Jackson Threadgill	G	6-6	200	Gr.	Concord, N.C./Davidson Day (Charlotte)
2	Alonzo Dodd	G	6-1	170	Jr.	St. Paul, Minn/South St. Paul (Texas A&M-Commerce)
3	Luke Wilson	C	6-9	255	So.	Augusta, Ga./Augusta Christian
4	Dior Conners	G	6-3	183	Jr.	Columbus, Ohio/Pickerington North (Triton College)
5	Jason Clarke Jr.	G	6-0	177	Fr.	Silver Spring, Md./Miller School
6	Ben Ezeagu	F	6-7	210	Jr.	Toronto, Canada/Potters House (Hill College)
7	Jalil Beau brun	F	6-9	240	Sr.	Miramar, Fla./Montverde (Stephen F. Austin)
8	Anthony Alston	G	6-3	180	Fr.	Fayetteville, N.C./Grayson
10	Jamil Muttilib	G	6-6	189	Jr.	Houston, Texas/Cypress Ridge (Kilgore College)
12	Myles Tate	G	6-0	170	Sr.	Spartanburg, S.C./Dorman (Butler)
13	Jonah Long	G	6-4	190	Fr.	Hickory, N.C./Saint Stephens
14	Cameron O'Kelley	G	6-3	165	Fr.	Seneca, S.C./Seneca
15	CJ Huntley	F	6-11	221	Gr.	Huntersville, N.C./Davidson Day
20	Will Coble	G	6-4	185	Gr.	Charlotte, N.C./Davidson Day (Randolph-Macon College)
21	Andrin Njock	F	6-6	205	Fr.	Winterthur, Switzerland/Ecole Nouvelle de la Suisse Romande
32	Luke Ledford	G	6-3	190	So.	Raleigh, N.C./Broughton
44	Michael Marcus Jr.	F	6-9	255	Fr.	Indian Trail, N.C./Covenant Day

**2024-25 ALPHABETICAL ROSTER**

No.	Name	Pos.	Ht.	Wt.	Cl	Hometown/High School(Previous School)
8	Anthony Alston	G	6-3	180	Fr.	Fayetteville, N.C./Grayson
7	Jalil Beau brun	F	6-9	240	Sr.	Miramar, Fla./Montverde (Stephen F. Austin)
5	Jason Clarke Jr.	G	6-0	177	Fr.	Silver Spring, Md./Miller School
20	Will Coble	G	6-4	185	Gr.	Charlotte, N.C./Davidson Day (Randolph-Macon College)
4	Dior Conners	G	6-3	183	Jr.	Columbus, Ohio/Pickerington North (Triton College)
2	Alonzo Dodd	G	6-1	170	Jr.	St. Paul, Minn/South St. Paul (Texas A&M-Commerce)
6	Ben Ezeagu	F	6-7	210	Jr.	Toronto, Canada/Potters House (Hill College)
15	CJ Huntley	F	6-11	221	Gr.	Huntersville, N.C./Davidson Day
32	Luke Ledford	G	6-3	190	So.	Raleigh, N.C./Broughton
13	Jonah Long	G	6-4	190	Fr.	Hickory, N.C./Saint Stephens
44	Michael Marcus Jr.	F	6-9	255	Fr.	Indian Trail, N.C./Covenant Day
10	Jamil Muttilib	G	6-6	189	Jr.	Houston, Texas/Cypress Ridge (Kilgore College)
21	Andrin Njock	F	6-6	205	Fr.	Winterthur, Switzerland/Ecole Nouvelle de la Suisse Romande
14	Cameron O'Kelley	G	6-3	165	Fr.	Seneca, S.C./Seneca
12	Myles Tate	G	6-0	170	Sr.	Spartanburg, S.C./Dorman (Butler)
0	Jackson Threadgill	G	6-6	200	Gr.	Concord, N.C./Davidson Day (Charlotte)
3	Luke Wilson	C	6-9	255	So.	Augusta, Ga./Augusta Christian

**COACHING STAFF**

**Head Coach:** Dustin Kerns (6th season, Clemson '02)  
**Associate Head Coach:** Frank Young (6th season, West Virginia '07)  
**Assistant Coach:** Tanner Smith (2nd season, Clemson '12)  
**Assistant Coach:** Bob Szorc (6th season, St. John's (MN) '07)  
**Assistant Coach:** Raheem Martin (3rd season, Greensboro '15)  
**Assistant Coach:** Bradley Fey (6th Season, Depauw '16)  
**Athletic Trainer:** Regina Parquet (5th year)

**PRONUNCIATION GUIDE**

Jalil BEAUBRUN BO-Brun (MEER-uh-mar)  
 DIOR Conners DEE-orr  
 Ben EZEAGU Eh-ZAY-goo  
 Jamil MUTTILIB MUU-tuh-leeb  
 Andrin NJOCK nn-JOCK (WIN-ter-ter)  
 Bob SZORC ZORck  
 Regina PARQUET Par-KAY  
 APPALACHIAN app-UH-LATCH-in

Appalachian is pronounced app-uh-LATCH-in

**INTERVIEWS**

All interview requests with players or staff members must be arranged through the Athletic Strategic Communications Office with at least 24 hours notice.

**REFERENCES**

When referring to App State in editorial pieces, **please use App State** as the primary reference. Appalachian State University is also acceptable. Please **do not use Appalachian State, Appalachia, ASU, App. State, AppState, Appy State or Appy.**

**QUICK FACTS**

**APPALACHIAN STATE UNIVERSITY**

Location	Boone, N.C.
Enrollment	21,570
Chancellor	Dr. Heather Norris
Founded	1899
Nickname/Mascot	Mountaineers/Yosef
Colors	Black and Gold
Affiliation	NCAA Division I
Conference	Sun Belt
Home Arena	Holmes Center
Capacity	8,325

**STRATEGIC COMMUNICATIONS**

MBB Contact	Jacob Plecker
Email	pleckerjw@appstate.edu
Phone	319-288-0738
Website	appstatesports.com

**COACHING STAFF**

Head Coach	Dustin Kerns
Alma Mater	Clemson, '02
Record at App State (Years)	97-65 (6)
Overall Record (Years)	128-103 (8)
Associate Head Coach	Frank Young
Assistant Coach	Bob Szorc
Assistant Coach	Tanner Smith
Assistant Coach	Raheem Martin
Assistant Coach	Bradley Fey

**QUICK FACTS**

Season of Basketball	105th
All-Time Record (Pct.)	1,334-1,217 (.523)
All-Time Sun Belt Record (Pct.)	90-93 (.492)
Returning/Lost	4/11
Starters Returning/Lost	0/5
Newcomers	13
NCAA Appearances (Record)	3 (0-3) 1979, 2000, 2021
NIT Appearances (Record)	2 (0-2) 2007, 2024
CIT Appearances (Record)	3 (2-1) 2010
Basketball Classic Appearances (Record)	1 (0-1) 2022
Sun Belt Conference Regular-Season Titles	1 2023-24
Sun Belt Conference Tournament Titles	1 2020-21
Southern Conference Titles	10 1977-78, 1978-79, 1980-81, 1997-98, 1998-99, 1999-00, 2002-03, 2006-07, 2007-08, 2009-10
South Conference Tournament Titles	2 1978-79, 1999-00
Carolinas Conference Titles	1 1966-67
North State Conference Titles	6 1939-40, 1940-41, 1942-43, 1947-48, 1949-50



## TV/RADIO ROSTER



0 - Jackson Threadgill  
G | 6-6 | 200 | Gr.  
Concord, N.C.



2 - Alonzo Dodd  
G | 6-1 | 170 | Jr.  
St. Paul, Minn.



3 - Luke Wilson  
C | 6-9 | 255 | So  
Augusta, Ga.



4 - Dior Conners  
(DEE-orr)  
G | 6-3 | 183 | Jr.  
Columbus, Ohio



5 - Jason Clarke Jr.  
G | 6-0 | 177 | Fr.  
Silver Spring, Md.



6 - Ben Ezeagu  
(Eh-ZAY-goo)  
F | 6-7 | 210 | Jr.  
Toronto, Canada



7 - Jalil Beaubrun  
(BO-Brun)  
G | 6-0 | 170 | Sr.  
Spartanburg, S.C.



8 - Anthony Alston  
G | 6-3 | 180 | Fr.  
Fayetteville, N.C.



10 - Jamil Muttilib  
(MUU-tuh-leeb)  
G | 6-6 | 189 | Jr.  
Houston, Texas



12 - Myles Tate  
G | 6-0 | 170 | Sr.  
Spartanburg, S.C.



13 - Jonah Long  
G | 6-4 | 190 | Fr.  
Hickory, N.C.



14 - Cameron O'Kelley  
G | 6-3 | 165 | Fr.  
Seneca, S.C.



15 - CJ Huntley  
F | 6-11 | 221 | Gr.  
Huntersville, N.C.



20 - Will Coble  
G | 6-4 | 185 | Gr.  
Charlotte, N.C.



21 - Andrin Njock  
(nn-JOCK)  
F | 6-6 | 205 | Fr.  
Winterthur, Switzerland



32 - Luke Ledford  
G | 6-3 | 190 | So.  
Raleigh, N.C.



44 - Michael Marcus Jr.  
F | 6-9 | 255 | Fr.  
Indian Trail, N.C.



HC - Dustin Kerns  
6th Year



AC - Frank Young  
6th Year




AC - Bob Szorc  
(ZORK)  
6th Year



AC - Tanner Smith  
2nd Year



AC - Raheem Martin  
3rd Year



AC - Bradley Fey  
6th Year



Connor Agnew  
Strength Director  
3rd Year



Regina Parquet  
(Par-KAY)  
Athletic Trainer  
5th Year

## 2024-25 SCHEDULE

Date	Opponent	Location	Time	TV
NOV. 4	MIAMI (OHIO)~	BOONE, N.C.	6:30 P.M.	ESPN+
NOV. 6	ST. ANDREWS	BOONE, N.C.	7:30 P.M.	ESPN+
Nov. 10	Wisconsin	Madison, Wisc.	Noon	B1G+
Nov. 14	UNC Asheville\$	Asheville, N.C.	PPD	
NOV. 19	QUEENS	BOONE, N.C.	6:30 P.M.	ESPN+
NOV. 24	WILLIAM & MARY	BOONE, N.C.	1 P.M.	ESPN+
Nov. 27	Sam Houston&	Wilmington, N.C.	4 p.m.	FloCollege
Nov. 29	Colgate&	Wilmington, N.C.	Noon	FloCollege
Nov. 30	UNCW&	Wilmington, N.C.	3 p.m.	FloCollege
DEC. 3	MID-ATLANTIC CHRISTIAN	BOONE, N.C.	6:30 P.M.	ESPN+
Dec. 14	High Point%	Greensboro, N.C.	2 p.m.	ESPN+
Dec. 18	Louisiana*	Lafayette, La.	8 p.m.	ESPN+
Dec. 20	North Texas	Denton, Texas	8 p.m.	ESPN+
JAN. 2	TROY*	BOONE, N.C.	6:30 P.M.	ESPN+
JAN. 4	TEXAS STATE*	BOONE, N.C.	1 P.M.	ESPN+
JAN. 8	COASTAL CAROLINA*	BOONE, N.C.	6:30 P.M.	ESPN+
JAN. 11	JAMES MADISON*	BOONE, N.C.	TBA	ESPN+
Jan. 16	Old Dominion*	Norfolk, Va.	7 p.m.	ESPN+
Jan. 18	James Madison*	Harrisonburg, Va.	4 p.m.	ESPN+
Jan. 23	Arkansas State*	Jonesboro, Ark.	8 p.m.	ESPN+
Jan. 25	ULM*	Monroe, La.	3 p.m.	ESPN+
JAN. 29	OLD DOMINION*	BOONE, N.C.	6:30 P.M.	ESPN+
FEB. 1	GEORGIA STATE*	BOONE, N.C.	TBA	ESPN+
FEB. 5	SOUTHERN MISS*	BOONE, N.C.	6:30 P.M.	ESPN+
Feb. 8	MAC Opponent TBD~	TBD	TBD	TBD
Feb. 13	Coastal Carolina*	Conway, S.C.	7 p.m.	ESPN+
Feb. 15	Georgia State*	Atlanta, Ga.	2 p.m.	ESPN+
FEB. 20	GEORGIA SOUTHERN*	BOONE, N.C.	6:30 P.M.	ESPN+
FEB. 22	MARSHALL*	BOONE, N.C.	TBD	ESPN+
Feb. 25	Georgia Southern*	Statesboro, Ga.	5 p.m.	ESPN+
Feb. 28	Marshall*	Huntington, W. Va.	8:30 p.m.	ESPN+
March 4-10	SBC Tournament^	Pensacola, Fla.	TBD	ESPN+

\* = Sun Belt Conference game

~ = MAC-SBC Challenge

\$ = Game played at Harrah's Cherokee Center in Asheville, N.C.

& = Live Oak Bank Holiday Classic in Wilmington, N.C.

% = Game played at Novant Health Fieldhouse in Greensboro, N.C.

^ = Sun Belt Conference Tournament

Dates and times are subject to change

Home games in CAPS

All Times ET



# HEAD COACH DUSTIN KERNS



## Dustin Kerns

Head Coach | Clemson '02

Sixth Season at App State (97-65, 128-103 Overall)

Dustin Kerns was named the 22nd head coach in App State men's basketball history on March 28, 2019.

Kerns guided the Mountaineers to a historic season in his fifth year at the helm, securing the program's first regular season outright conference championship since the 1978-79 season, a program-record 27 wins and an NIT first-round appearance for the first time since 2006-07. The Mountaineers won 16 Sun Belt games in 2023-24 and finished with a 16-2 record, marking the best winning percentage in conference play in program history.

For the third consecutive season, the Mountaineers won at least 10 home games, winning 15 games at the Holmes Center, the most in the building's era. App State was one of 12 teams in the country to be undefeated at home. In Kerns' fifth year in the High Country, the Mountaineers shattered the Holmes Center regular-season attendance record and saw four of the six largest crowds in the building's history, which included two sellouts. The Mountaineers saw greater than 60,000 total fans at the Holmes Center, marking the first time since 1980-81 that

at least 60,000 fans attended App State home games.

The Mountaineers finished the season 3-0 against teams that made the 2023-24 NCAA Tournament. App State's win over Auburn on December 3 made it back-to-back seasons that the Mountaineers have defeated a Power 5 opponent. Additionally, the Mountaineers were the only team in the country to post three separate winning streaks of at least eight games.

Because of the team's success, Kerns was named App State's first Conference Coach of the Year since Houston Fancher won the award in 2003. Kerns also garnered the All-District 23 Coach of the Year honors by the NABC and was named a finalist for both the Jim Phelan and Hugh Durham Coach of the Year Awards.

App State continued its defensive prowess under Kerns in his fifth year at the helm of the program, leading the Mountaineers to the best scoring defense in the conference for the third straight season. The Mountaineers finished in the

top five in the country in blocks (first), blocks per game (first), fouls per game (third), field-goal percentage defense (fourth), rebounding (fifth) and defensive rebounding (second). App State's 230 blocks in 2023-24 shattered the program record for blocks in a season and was 17 clear of the next closest team in the country.

Offensively, the Mountaineers were the best they have ever been under Kerns, finishing fourth in the Sun Belt in scoring and fourth in offensive efficiency. The Mountaineers had the second-best team field-goal percentage in the Sun Belt Conference and scored the 22nd-most bench points a game in the country. Pairing the high-powered offense with staunch defense, the Mountaineers boasted the 19th-best scoring margin in the country, defeating teams by an average of 11.2 points a game.

Individually, the Mountaineers garnered four postseason Sun Belt awards, the most in a single season under Kerns, and three All-Sun Belt selections in 2023-24, which included two first team selections, marking the first time since 1999-00 that two Mountaineers were named first team All-Conference in the same season.

In his fifth season at App State, Kerns surpassed 125 career coaching wins and currently sits seventh all-time at App State with 97 wins. His all-time record with the Mountaineers is 97-65 with a 55-34 showing in Sun Belt games.

Kerns' defensive expertise continued to shine in 2022-23 as the Mountaineers posted their best field-goal percentage defense (.403) since the 1959-60 season. That mark led the Sun Belt and was the 19th-best clip in the nation. The Mountaineers also led the conference in scoring defense, allowing only 64.6 points per game while committing only 13.8 fouls per game, the eighth-fewest in the country. Under Kerns, Donovan Gregory stepped into a leadership role during his senior season and earned All-Sun Belt honors for the first time in his career in 2023.

Prior to the 2022-23 season, Kerns and several members of the App State coaching staff led the first basketball coaching seminar located on an active military base. Soldiers to Sidelines was held at Fort Bragg to provide current military service members and veterans with a first-of-its-kind coaching workshop.

In his first three seasons at the helm of the Mountaineers, Kerns led App State to 54 wins while also guiding the Black and Gold to 35 Sun Belt victories and 17 true road wins, which are the most for a coach in his first three seasons since the 1940-41 and 1941-42 seasons.

In 2021-22, Kerns led App State to a 19-15 record and its

second straight national postseason appearance for the first time in program history. Those 19 wins came during a season that App State had the 26th-toughest nonconference schedule in the country. In addition, the Mountaineers also posted 12 conference wins and earned a second place league finish. Six of those conference wins were on the road, which is the second-most App State has had during the Sun Belt era. The Black & Gold also made it to the Sun Belt Tournament semifinals for the second straight year after winning the Tournament in 2021.

The Holmes Center had the second-highest total attendance in program history in Kerns' third season, hosting 42,620 fans in 2021-22. Adrian Delph became the second Mountaineer to earn First Team All-Sun Belt honors, joining Justin Forrest (2019-20). Delph also received First Team NABC All-District distinction. The Mountaineers swept the season series vs. South Alabama (2-0) for the first time, while also sweeping season series against Georgia Southern (3-0), Coastal Carolina (2-0) and Little Rock (2-0). App State ranked No. 6 in the NCAA in fewest fouls committed per game (12.9) and No. 21 in fewest turnovers committed per game (10.3). The Mountaineers proved once again that they have one of the premier defenses in the country, with an overall scoring defense of 63.1 ppg, which ranked No. 1 in the Sun Belt and 27th nationally.

In 2020-21, Kerns led App State to a 17-12 record, culminating with the program's first ever Sun Belt Tournament title and first NCAA Tournament appearance since 2001. The Mountaineers won four games in four days at the Sun Belt Tournament to punch the program's ticket to the NCAA Tournament. Michael Almonacy was named Most Outstanding Player of the tournament, becoming the fourth player in program history to earn the honor. During the season, App State was ranked in the Collegelinsider.com Mid-Major Top 25 for the first time since 2010. App State started the season 12-5, marking the program's best start through 17 games since the 2006-07 season.

Defensively, App State once again established itself as one of the top defensive teams in the Sun Belt. The Mountaineers finished second in the league in opponent scoring, holding teams to 64.1 points, which was the lowest since the 1980-81 season. In all, the Mountaineers held 12 opponents under 65 points in a game during the season. Additionally, App State shot 74.2 percent from the free throw line, which led the conference and marked the first time the Mountaineers have finished atop the conference in free throw shooting as a Division I member (1972-73 season). Individually, App State saw three players (Michael Almonacy, Adrian Delph and Justin Forrest) land All-Sun Belt honors. It marked just the fourth time in program history that three players have been named all-conference in a season.



In his first season at the helm of the Mountaineers, Kerns led App State to its best season in a decade. The Black and Gold posted its most wins (18) since 2009-10 and 11 Sun Belt wins. App State went 6-5 in non-conference play. App State posted its second-highest finish ever in the Sun Belt that culminated with a come from behind 70-65 win over Coastal Carolina in the Sun Belt Tournament. Kerns' 18 victories in his first season at App State were the most by a first year head coach for the Mountaineers since 1942. In addition, the Black and Gold posted a +7 win turnaround, which ranked as the third highest in the nation.

On the court, App State established itself as one of the top defensive teams in the Sun Belt and nation. The Mountaineers held opponents to just 67.3 points, which ranked second in the conference. In addition, App State held 13 opponents to under 60 points, which marked the most for the program since the 1979-80 season. Individually, Justin Forrest was named First Team All-Sun Belt, marking the first First Team All-Sun Belt honor for the program since joining the league in 2014-15. Forrest was also tabbed as Sun Belt Player of the Week twice.

Off the court, Kerns has seen the Mountaineers excel in the classroom and in the community. The program achieved its highest team GPA in program history of 3.42 during the fall semester in 2020. App State also ranked 10th nationally in community service hours for Division I men's basketball during 2019-20.

A native of Kingsport, Tenn., Kerns came to the High Country from Presbyterian, where he served as head coach for two seasons. He inherited a Presbyterian program that had yet to achieve a winning record in 12 seasons at the Division I level and was coming off a five-win campaign in 2016-17. He immediately led the Blue Hose to a six-win improvement in his first year before breaking through in 2018-19.

Kerns guided the Blue Hose to their first winning record (20-16) and first postseason appearance (CIT) as a Division I program in just his second year on the job. PC's 12-3 record at home and 9-7 mark in Big South Conference play are also its best since joining the Division I ranks. Kerns' team advanced to the quarterfinals of the CIT after garnering road wins at Seattle and Robert Morris. For his efforts, Kerns was named a finalist for both the Hugh Durham Award (top mid-major coach) and the Jim Phelan National Coach of the Year.

Highly regarded for both his recruiting acumen and player development, Kerns and his staff mentored 2018-19 Big South Freshman of the Year Adam Flagler, who led the Blue Hose with 15.9 points per game and a school-record 108 3-pointers made. In Flagler and forward Cory Hightower, PC boasted two of the league's five all-freshman honorees. Point guard Davon Bell led the league in assists (6.5/game) and made the All-Big

South second team.

Presbyterian established itself as one of the premier 3-point shooting teams in the country in 2018-19. The Blue Hose's 394 total trifectas ranked second-most in the nation behind NCAA Sweet 16 contender Auburn. Kerns' team didn't just shoot the ball prolifically, but also efficiently. The team's 3-point field-goal percentage ranked among the top 25 nationally, and PC's assist-to-turnover ratio of 1.58 was fifth-best in the country.

Kerns climbed the coaching ranks on staffs with Buzz Peterson at Tennessee, Mike Young at Wofford and Kerry Keating at Santa Clara.

From 2013-17, he served as associate head coach at Wofford, helping the Terriers claim back-to-back Southern Conference Tournament titles and NCAA appearances in 2014 and 2015. He was instrumental in the development of guard Fletcher Magee, who has made the fourth-most 3-pointers in NCAA Division I history. Kerns received national recognition as one of college basketball's top assistant coaches and recruiters, earning the No. 4 Low-Major Recruiter ranking from CoachStat.net and the No. 20 Mid-Major Assistant Coach ranking.

Kerns was an assistant coach at Santa Clara for five seasons from 2008-13, where he helped the Broncos claim the third-most wins in the West Coast Conference behind Gonzaga and Saint Mary's during that span. He helped Santa Clara win 26 games in 2012-13 and capture the College Basketball Insider (CBI) title, as well as a 24-win season and a CIT title in 2010-11. He had previous stints as director of operations at Santa Clara (2007-08), assistant coach at Wofford (2004-07), graduate assistant at Tennessee (2003-04) and director of basketball operations at Tennessee Tech (2002-03).

During his coaching career, Kerns has seen 51 players play professionally.

Kerns graduated from Clemson in 2002 with a degree in secondary education. As an undergraduate, he worked as a student assistant for the men's basketball program and was selected to coach at the prestigious Michael Jordan Flight School for three summers from 2001-03.

Kerns played basketball at Kingsport's Dobyns-Bennett High School, a national powerhouse at the prep level and alma mater of former App State and current NFL offensive lineman Daniel Kilgore.

Kerns is married to the former Brittany Wright, and the couple has a daughter, Emory, and a son, Riggs.



KERNS' OPPONENT RECORD			
Opp.	W-L	Pct.	Streak
Akron	1-0	1.000	W1
<b>Arkansas State</b>	<b>5-2</b>	<b>.714</b>	<b>L2</b>
Auburn	1-1	.500	W1
Austin Peay	1-0	1.000	W1
Bowling Green	0-1	.000	L1
Boyce	2-0	1.000	W2
Butler	0-1	.000	L1
Carlow	1-0	1.000	W1
Campbell	1-3	.250	L1
Carver	1-0	1.000	W1
Central Penn	1-0	1.000	W1
Charleston Southern	1-4	.200	L4
Charlotte	2-3	.400	L2
Chicago State	1-0	1.000	W1
<b>Coastal Carolina</b>	<b>8-2</b>	<b>.800</b>	<b>W2</b>
<b>Colgate</b>	<b>0-0</b>	<b>.000</b>	-
College of Charleston	0-1	.000	L1
Columbia International	1-0	1.000	W1
Dayton	0-1	.000	L1
Delaware	0-1	.000	L1
Duke	0-1	.000	L1
East Carolina	1-0	1.000	W1
ETSU	3-1	.750	W2
Erskine	1-0	1.000	W1
Ferrum	1-0	1.000	W1
Furman	0-2	.000	L2
Gardner-Webb	2-3	.400	W1
<b>Georgia Southern</b>	<b>11-3</b>	<b>.786</b>	<b>W3</b>
<b>Georgia State</b>	<b>8-5</b>	<b>.615</b>	<b>W4</b>
Greensboro	1-0	1.000	W1
Hampton	1-0	1.000	W1
Hartford	1-0	1.000	W1
<b>High Point</b>	<b>1-2</b>	<b>.333</b>	<b>L1</b>
Howard	1-0	1.000	W1
Iona	0-1	.000	L1
Jacksonville	1-1	1.000	L1
<b>James Madison</b>	<b>3-1</b>	<b>.750</b>	<b>W2</b>
Johnson	1-0	1.000	W1
Kennesaw State	0-1	.000	L1
Liberty	0-2	.000	L2
Little Rock	3-2	.600	W3
Longwood	3-0	1.000	W3
<b>Louisiana</b>	<b>1-2</b>	<b>.333</b>	<b>W1</b>
Louisville	1-0	1.000	W1
Marquette	0-1	.000	L1
<b>Marshall</b>	<b>2-3</b>	<b>.400</b>	<b>W2</b>
<b>Miami (OH)</b>	<b>0-0</b>	<b>.000</b>	-
Michigan	0-1	.000	L1
<b>Mid-Atlantic Christian</b>	<b>0-0</b>	<b>.000</b>	-
Montana State	0-1	.000	L1
Murray State	1-0	1.000	W1
Nicholls State	0-1	.000	L1
Norfolk State	0-1	.000	L1
North Carolina	0-1	.000	L1
North Carolina A&T	2-0	1.000	W2
Northern Illinois	0-1	.000	L1
NC Central	1-0	1.000	W1
NC State	0-2	.000	L2
NC Wesleyan	1-0	1.000	W1
Oakland City	1-0	1.000	W1
<b>Old Dominion</b>	<b>3-1</b>	<b>.750</b>	<b>W2</b>
Oregon State	0-1	.000	L1
Piedmont	1-0	1.000	W1
<b>Queens</b>	<b>1-0</b>	<b>1.000</b>	<b>W1</b>
Regent	1-0	1.000	W1
Robert Morris	1-0	1.000	W1
<b>Sam Houston</b>	<b>0-0</b>	<b>.000</b>	-
<b>St. Andrews</b>	<b>1-0</b>	<b>1.000</b>	<b>W1</b>
St. Francis Brooklyn	0-1	.000	L1
Seattle	1-0	1.000	W1
South Alabama	5-6	.454	W2
South Carolina State	3-0	1.000	W3
<b>Southern Miss.</b>	<b>0-1</b>	<b>.000</b>	<b>L1</b>
Southeastern Louisiana	1-0	1.000	W1
Tennessee	0-2	.000	L2
Tennessee Tech	2-0	1.000	W2
<b>Texas State</b>	<b>3-4</b>	<b>.429</b>	<b>L1</b>
Toccoa Falls	1-0	1.000	W1
Toledo	1-0	1.000	W1
Trinity Baptist	1-0	1.000	W1
<b>Troy</b>	<b>4-6</b>	<b>.400</b>	<b>L1</b>
Radford	0-4	.000	L4
UCLA	0-1	.000	L1
UC Santa Barbara	0-1	.000	L1
<b>ULM</b>	<b>4-0</b>	<b>1.000</b>	<b>W4</b>
<b>UNC Asheville</b>	<b>3-3</b>	<b>.500</b>	<b>L1</b>
UNC Greensboro	1-1	.500	L1
<b>UNC Wilmington</b>	<b>1-0</b>	<b>1.000</b>	<b>W1</b>
USC Upstate	2-1	.667	L1
UT Arlington	2-1	.667	W2
Vermont	0-1	.000	L1
VMI	1-1	.500	W1
Virginia Tech	0-1	.000	L1
Wake Forest	0-2	.000	L2
Warren Wilson	1-0	1.000	W1
Welch	1-0	1.000	W1
<b>William &amp; Mary</b>	<b>0-0</b>	<b>.000</b>	-
William Peace	1-0	1.000	W1
Winthrop	1-3	.250	L1
<b>Wisconsin</b>	<b>0-0</b>	<b>.000</b>	-

**Bold denotes 2024-25 opponent**

## THE KERNS FILE COACHING EXPERIENCE

- 2019-Present - App State, Head Coach
- 2017-19 - Presbyterian, Head Coach
- 2013-17 - Wofford, Associate Head Coach
- 2008-13 - Santa Clara, Assistant Coach
- 2007-08 - Santa Clara, Director of Basketball Ops.
- 2004-07 - Wofford, Assistant Coach
- 2003-04 - Tennessee, Graduate Assistant
- 2002-03 - Tennessee Tech, Director of Basketball Ops

## NCAA TOURNAMENT APPEARANCES

- 2014 - Wofford (Associate Head Coach)
- 2015 - Wofford (Associate Head Coach)
- 2021 - App State (Head Coach)

## EDUCATION

- Clemson, 2002
- Bachelor's in Secondary Education

## YEAR-BY-YEAR

Year	School	Record	Pct.	Conf.
2017-18	Presbyterian	11-21	.344	4-14
2018-19	Presbyterian	20-16	.556	9-7
2019-20	App State	18-15	.545	11-9
2020-21	App State	17-12	.586	7-8
2021-22	App State	19-15	.559	12-6
2022-23	App State	16-16	.500	9-9
2023-24	App State	27-7	.794	16-2
2024-25	App State	0-0	.000	0-0
<b>At App State</b>		<b>97-65</b>	<b>.599</b>	<b>55-34</b>
<b>Career</b>		<b>128-103</b>	<b>.554</b>	<b>68-55</b>

## MILESTONE WINS

WIN	DATE	OPPONENT	SCORE
1st	11-11-16	Johnson	107-87
25th	2-7-19	UNC Asheville	67-44
50th	11-25-20	S.C. State	81-61
75th	1-13-22	Coastal Carolina	61-60
100th	2-16-23	Texas State	82-75
125th	2-24-24	Marshall	65-58

## APP STATE MILESTONE WINS

WIN	DATE	OPPONENT	SCORE
1st	11-7-19	Ferrum	83-56
25th	1-2-21	Troy	90-59
50th	2-5-22	UT Arlington	70-61
75th	11-29-23	ETSU	72-61

## APP STATE COACHING RECORDS

RANK	NAME	RECORD	YEARS
1	Bob Light	212-179	1957-72
2	Tom Apke	139-147	1986-96
3	Houston Fancher	137-136	2000-09
4	Francis Hoover	133-127	1945-57
5	Buzz Peterson	103-52	1996-00; 09-10
6	Bobby Cremins	100-70	1975-81
<b>7</b>	<b>Dustin Kerns</b>	<b>97-65</b>	<b>2019-Pres.</b>
8	Flucie Stewart	63-41	1935-40; 46-47
9	Kevin Cantwell	61-78	1981-86
10	Jim Fox	56-99	2014-19



# FRANK YOUNG



## Frank Young

Associate Head Coach | West Virginia '07  
Sixth Season at App State

Frank Young prepares for his second season as Associate Head Coach at App State and his sixth season overall in the High Country after helping guide the Mountaineers to a program-record 27 wins, an outright regular-season conference championship for the first time since the 1978-79 season and an NIT appearance for the first time since 2006-07. Young has been a part of three postseason appearances in his five years at App State.

In 2023-24, Young played a large role in preparing the Mountaineers for each opponent. This led to App State leading the Sun Belt Conference in scoring defense, blocks, blocks per game, field-goal percentage defense and fouls per game. On the offensive side, Young's prowess in preparation guided the Mountaineers to the fourth-best scoring offense in the league and the second-best field-goal percentage in the conference.

After the 2022-23 season, Young was selected to participate in the prestigious 2023 TopConnect Basketball Symposium. Young has also been invited to the Jay Bilas Coaches Leadership Program, participating in that in 2021.

During the 2022-23 season, Young helped lead the Mountaineers to a first-place conference finish in scoring defense (64.6) and field-goal percentage defense (.403). App State also earned its first Power Five win since 2014 at Louisville and saw five players earn new career highs in 2022-23.

In 2021-22, Young helped the Mountaineers to their third consecutive winning season. The Mountaineers went 19-15, and finished second place in the Sun Belt with 12 wins, the second-most conference wins in the Sun Belt era.

Young helped guide App State to a 12-5 start in its first 17 contests in 2020-21, which marked the best start for the program since 2006-07.

The Mountaineers continued their success during the season, winning four games in four days and capturing the program's first Sun Belt Tournament title. App State's appearance in the NCAA Tournament was the first for the program since 2000.

In his first season at App State, Young played an integral role in the Mountaineers' 18 wins, which was the most for the program since 2009-10.

The Black and Gold's turnaround of seven wins marked the most for the program since 2008-09.

Young comes to the High Country from Presbyterian, where he worked alongside head coach Dustin Kerns for two seasons in all facets of the program.

Before Presbyterian, he spent three seasons at North Florida as the director of operations, helping the Ospreys qualify for the NCAA Tournament in 2015 and the NIT in 2016. Young also was an assistant coach at West Virginia Wesleyan during the 2013-14 season.

Young owns professional playing experience overseas, playing for EnBW Ludwigsburg (2007), Rotterdam Challengers (2008), Landstede Club (2008-09) and the Crailsheim Merlins (2010-11) over the course of five years.

In four seasons at West Virginia, he averaged 7.4 points in 125 career games. During his senior season, he set a school record for 3-pointers made (117) and led the Mountaineers to the NIT championship while earning tournament MVP honors.

Young graduated from West Virginia with a degree in marketing and earned his MB from Florida Institute of Technology in 2013.

**TANNER SMITH**

# Tanner Smith

Assistant Coach | Clemson '12  
Second Season at App State

Tanner Smith prepares for his second season at App State after being hired by Dustin Kerns on June 1, 2023.

In his first season in the High Country, Smith helped guide the Mountaineers to a program-record 27 wins, an outright regular-season championship for the first time since 1978-79, an undefeated record at home for the first time in the Division I era and an NIT postseason appearance for the first time since 2006-07. Smith has now been a part of two regular-season champion teams in his coaching career.

Smith was integral in App State's preparation for each game and his work paid off as the Mountaineers led the Sun Belt in scoring defense and blocks per game in 2023-24. Offensively, App State averaged 78.4 points per game, which was the highest-scoring average in the Kerns era. The Mountaineers' balance between efficient scoring and staunch defense helped lead to the 19th-best scoring margin the country.

A former guard at Clemson, Smith's tutelage to the Mountaineer guards translated to the Mountaineers turning the ball over at the second-lowest clip in the Sun Belt. Myles Tate finished fourth in the conference in assists per game and assist/turnover ratio. App State saw two players finish the season in the top five in assist/turnover ratio in Smith's first season.

After the 2023-24 season, Smith was selected to be a participant at the Jay Bilas Coaches Leadership Program, joining Frank Young as the second App State assistant coach to attend the program in the Kerns era. He also participated in the prestigious TopConnect Basketball Symposium prior to the 2023-24 season.

Smith comes to App State after a two-year stint at Stephen F. Austin, where he also served as an assistant coach. During his first season with the Lumberjacks, they were the regular season champions in the Western Atlantic Conference.

In the 2022-23 season, Smith helped lead Stephen F. Austin to a top-25 finish in the nation in turnovers forced (18.1, 3rd), bench points (28.2, 8th), three-point percentage (38.2, 14th) and steals (8.9, 15th). He primarily worked with the guards and wings while also serving as the coordinator of defense for the Lumberjacks.

A former standout player at Clemson, Smith finished his illustrious career with 986 points, 459 rebounds, 320 assists and 159 steals while helping Clemson earn three NCAA Tournament bids. A 42.9 percent career shooter from the floor, Smith was the first player in Clemson history and the only ACC player in 2012 to average at least 10 points, five rebounds and four assists.

Following his career at Clemson, Smith played two seasons overseas, first with Dutch club Landstede Basketball and then with MHP Risen Ludwigsburg in Germany. He joined the coaching ranks as a director of basketball operations with the Charlotte 49ers, eventually earning a promotion to assistant coach in 2017. From there, he transitioned to Mississippi State, serving as director of operations while the Bulldogs earned their first NCAA Tournament bid in 10 seasons.

Smith then joined the staff at Kennesaw State and helped the Owls land a top-50 recruiting class in the nation in 2020 before heading to Stephen F. Austin for the following two seasons.

In addition to coaching, Smith founded the non-profit organization Tanner's Totes, which provides care packages and support for kids battling cancer. He was recognized as a Community Hero by the Atlanta Braves in 2017 for his work with Tanner's Totes.

Smith graduated from Clemson with a bachelor's degree in Marketing in 2012. He and his wife, Julia, were married on May 4, 2018, in Atlanta.



# **BOB SZORC**



## **Bob Szorc**

**Assistant Coach | St. John's (MN) '07  
Sixth Season at App State**

Bob Szorc prepares for his sixth season as an assistant coach for the men's basketball program at App State.

His fifth season in the High Country saw numerous team successes as the Mountaineers claimed their first outright regular-season conference championship since 1978-79, an undefeated home record for the first time in the Division I era, a program-record 27 wins and a berth in the NIT for the first time since 2006-07. Szorc has been a part of 55 Sun Belt wins at App State and 97 total wins.

Szorc's defensive leadership and knowledge helped maintain App State's status as one of the best defensive teams in the country in 2023-24 as the Black and Gold led the Sun Belt in scoring defense while also being top five in the country in blocks, blocks per game, fouls per game, opponent field-goal percentage, rebounding and defensive rebounds a game. App State has yet to finish outside of the top two in the Sun Belt Conference in scoring defense in Szorc's tenure.

Working primarily with the Mountaineer big men, Szorc saw two post players garner individual Sun Belt accolades in Justin Abson and Tre'Von Spillers. After setting the program record for blocks by a freshman, Abson climbed to higher heights in his second season under Szorc, finishing with the third-most blocks in the country and the fifth-highest blocks-per-game tally in NCAA Division I. This led to Abson being named App State's first Conference Defensive Player of the Year in a decade. Spillers was one of five players in the Sun Belt to be in the top-20 in both scoring and rebounding, which led to him being named first team All-Sun Belt.

During the 2022-23 season, Szorc helped lead the Mountaineers lead the Sun Belt in scoring defense (64.6) and field-goal percentage defense (.403). App State also earned its first Power Five win since 2014 at Louisville and saw five players earn new career highs.

In 2021-22, Szorc helped the Mountaineers to their third consecutive

winning season. The Mountaineers went 19-15, and finished second place in the Sun Belt with 12 wins, the second-most conference wins in the Sun Belt era.

Szorc turned the Mountaineers into one of the top defensive teams in the Sun Belt and nation in 2020-21, on its way to the program's first NCAA Tournament appearance in 21 seasons. In 2020-21, the Mountaineers finished second in the Sun Belt and limited opponents to 64.1 points, which was the lowest since the 1980-81 season. In all, the Black and Gold held 12 opponents under 65 points. Szorc also saw App State limit the top offense in the Sun Belt in Coastal Carolina to just 61 points in an overtime victory in the Sun Belt Tournament Semifinals.

Szorc played a large role in the Mountaineers' lockdown defense during the 2019-20 season. App State surrendered an average of 67.3 points, which ranked second in the Sun Belt. In addition, the Mountaineers held 13 opponents to under 60 points, which was the most since the 1979-80 season.

Szorc joins the Mountaineers after working as an assistant coach at Presbyterian during the 2018-19 season. He helped the Blue Hose win two road games in the CIT during their 20-win campaign.

Prior to Presbyterian, Szorc spent four seasons at Division II Delta State from 2013-17, including one year as associate head coach. In four seasons at Delta State, Szorc helped the Statesmen post 72 total wins, including a 23-9 record in 2016-17 and an appearance in the NCAA Division II South Region Semifinals.

He got his start in coaching at the high school level, serving as head coach at Wheaton Warrenville South High School in Wheaton, Ill. and Alleman Catholic High School in Rock Island, Ill.

He graduated from St. John's University in Collegeville, Minn.

**RAHEEM MARTIN**

# Raheem Martin

Assistant Coach | Greensboro '15  
Third Season at App State

Raheem Martin joined Dustin Kerns' staff as the program's Director of Recruiting in October 2022. He enters his second season as an assistant coach after being promoted on Oct. 26, 2023.

The Greensboro College graduate oversees the program's recruiting efforts and assists the coaching staff with selecting and developing student-athletes. He most recently served as the coordinator of student-athlete development at the University of Arkansas after spending two years there as a graduate assistant.

In his first season as an assistant, the Mountaineers won a program-record 27 games, secured their first outright regular-season conference championship in program history, clinched an undefeated record at home for the first time in the Division I era and a claimed a berth in the NIT for the first time since 2006-07.

Martin plays an integral role in preparing App State for its opponents, which translated to the team leading the conference in scoring defense for the third consecutive season and the fourth-best scoring offense in the Sun Belt, the highest placement since Kerns took over.

Martin joins an organization that has grown and stood out in the Sun Belt Conference since Kerns took the reins prior to the 2018-19 season. App State captured the 2021

Sun Belt Conference Championship and has participated in three postseason tournament in the past five years.

During his time at Arkansas, Martin worked with NBA lottery pick Moses Moody, All-American JD Notae and 2022 NBA draft pick Jaylin Williams. Prior to Arkansas, Martin spent one season as an assistant coach at Greensboro College (2019-20) and one season as an assistant coach at Richard Bland College (2017-18).

During his playing career, the four-year letterman was named USA South Defensive Player of the Year following the 2013-2014 season. He finished his career with 85 blocks, which ranks third on the Pride's all-time list, and ranked ninth in career steals with 116.

A native of Mocksville, N.C., Martin returns to North Carolina to continue his career at App State. He is the brother of twins Cody and Caleb Martin, who played for Eric Musselman at Nevada and play for the Charlotte Hornets and Philadelphia 76ers, respectively.



## **BRADLEY FEY**



# Bradley Fey

Assistant Coach | Depauw '16  
Sixth Season at App State

Bradley Fey prepares for his sixth season at App State and his second season as an assistant coach.

Fey handles the day-to-day operations for the program.

Fey's fifth season with App State saw the team reach new heights as the Mountaineers won their first outright regular-season conference championship since 1978-79, recorded an undefeated home record for the first time in the Division I era, secured a program-record 27 wins and played in the NIT for the first time since 2006-07. It was the third postseason appearance that Fey has been a part of in his tenure.

Fey has yet to be a part of a losing season at App State. In his first five years, he has been a part of 97 wins, which is the most at App State over a five-year span in the Division I era.

During his fourth season, Fey's work contributed to back-to-back 10-win seasons at home and a win over Louisville, the first Power Five win for App State since 2014. The Mountaineers also showcased the best scoring defense in the Sun Belt in 2022-23.

In 2021-22, Fey helped the Mountaineers to their third consecutive winning season. The Mountaineers went 19-15, and finished second place in the Sun Belt with 12 wins, the second-most conference wins in the Sun Belt era.

In his second season in 2020-21, the Mountaineers won four games in four days to win the program's first ever Sun Belt Tournament title. The tournament championship allowed App State to punch its ticket to the NCAA Tournament, which marked the third time the program has done so and first time since 2000.

In Fey's first season at App State, the Mountaineers recorded 18 victories, which was the most for the program since the 2009-10 season. App State also posted 11 Sun Belt wins.

He joins the Mountaineers after serving as the director of basketball operations at Presbyterian in the 2018-19 season.

Prior to Presbyterian, Fey served as a graduate assistant at Jacksonville University for two seasons, assisting with all aspects of basketball operations.

Fey was a four-year standout at DePauw University, playing in 89 games during his four seasons. As a junior in 2014-15, he helped the Tigers capture the North Coast Athletic Conference Tournament title and earn a spot in the NCAA Division III Tournament.

Fey graduated from DePauw in 2016 with a degree in sociology and earned his master's in educational leadership from Jacksonville in 2018.



# #0 JACKSON THREADGILL - G

GRADUATE | GUARD | 6-6 | 200 | CONCORD, N.C. (DAVIDSON DAY / CHARLOTTE)



## THREADGILL QUICK HITS

### PRIOR TO APP STATE

- » 73 career starts at Charlotte
- » Drained 91 threes at a 33 percent clip
- » Tallied 52 steals
- » A part of 67 wins at Charlotte
- » Two-time member of the CSC All-District Academic Team

### HIGH SCHOOL

- » Ranked as a top-20 player in North Carolina by 24-7 Sports
- » Named second-team All-State by Hoopseen in 2020
- » Helped lead Davidson Day to a 30-1 record and a state championship in 2020
- » Named MVP of the Patriots Classic and Palm Beaches Holiday Classic in 2019
- » Shot 53 percent from the field and 45 percent from three in 2019

### CAREER HIGHS

<b>Points:</b>	21, FIU (2/7/22)*
<b>FGM:</b>	8, FIU (2/7/22)*
<b>FGA:</b>	12, Tulsa (11/18/22)*
<b>3FGM:</b>	4, Three Times*
<b>3FGA:</b>	7, Rice (1/22/22)*
<b>FTM:</b>	5, Four Times*
<b>FTA:</b>	6, Two Times
<b>Reb:</b>	6, Marshall (2/5/22)*
<b>Ast:</b>	4, Six Times*
<b>Steals:</b>	4, Greensboro (12/22/23)*
<b>Blocks:</b>	2, Three Times*
<b>Min:</b>	42, Davidson (11/29/2022)*
*at Charlotte	

## CAREER STATISTICS

### THREADGILL, Jackson

SEASON	TEAM	GP-GS	MIN/AVG	Field Goals		3-Point		F-Throws		Rebounds				Scoring						
				FG-FGA	FG%	3FG-3FGA	3FG%	FT-FTA	FT%	OFF	DEF	TOT	AVG	PF-FO	A	TO	BLK	STL	PTS	AVG
2020-21	CLT	15-1	310/20.7	18-54	.333	11-35	.314	4-8	.500	4	18	22	1.5	15-0	10	8	0	5	51	3.4
2021-22	CLT	30-23	745/24.8	67-137	.489	23-65	.354	19-24	.792	6	44	50	1.7	30-0	25	18	6	13	176	5.9
2022-23	CLT	36-36	1068/29.7	87-218	.399	34-97	.351	29-36	.806	3	62	65	1.8	32-0	56	37	8	18	237	6.6
2023-24	CLT	29-13	764/26.3	57-153	.373	23-83	.277	26-33	.788	15	51	66	2.3	44-0	31	18	5	16	163	5.6
<b>TOTAL FOR APP</b>		<b>0-0</b>	<b>0/0.0</b>	<b>0-0</b>	<b>.000</b>	<b>0-0</b>	<b>.000</b>	<b>0-0</b>	<b>.000</b>	<b>0</b>	<b>0</b>	<b>0</b>	<b>0.0</b>	<b>0-0</b>	<b>0</b>	<b>0</b>	<b>0</b>	<b>0</b>	<b>0</b>	<b>0.0</b>
<b>TOTAL</b>		<b>110-73</b>	<b>2886/26.2</b>	<b>229-562</b>	<b>.407</b>	<b>91-280</b>	<b>.325</b>	<b>78-101</b>	<b>.772</b>	<b>28</b>	<b>175</b>	<b>203</b>	<b>1.8</b>	<b>121-0</b>	<b>122</b>	<b>81</b>	<b>19</b>	<b>52</b>	<b>627</b>	<b>5.7</b>



# #2 ALONZO DODD - G

JUNIOR | 6-1 | 170 | ST. PAUL, MINN. (SOUTH ST. PAUL / TEXAS A&M-COMMERCE)

## DODD QUICK HITS

### PRIOR TO APP STATE

- » Started 46 games at Texas A&M-Commerce while appearing in 66 games
- » Led the team in assists with 99 in 2023-24
- » Shot 41 percent from the field in his final year while averaging seven points a game
- » Tallied the third-most steals on the team in 2023-24
- » Shot 31 percent from three

### HIGH SCHOOL

- » Led South St. Paul to a 49-3 record over his final two years
- » South St. Paul's all-time leading scorer
- » Five-time letterwinner in basketball and three-time letterwinner in football
- » Tallied 15 triple-doubles in his high school career
- » Mr. Basketball finalist
- » Four-time all-conference recipient and 2022 East Metro Player of the Year

### CAREER HIGHS

<b>Points:</b>	20, UIW (2/19/24)*
<b>FGM:</b>	7, UIW (2/19/24)*
<b>FGA:</b>	12, Two Times*
<b>3FGM:</b>	3, Two Times*
<b>3FGA:</b>	9, N. Colorado (12/11/23)*
<b>FTM:</b>	5, Houston Christian (3/2/24)*
<b>FTA:</b>	6, Three Times*
<b>Reb:</b>	8, Air Force (11/14/2022)*
<b>Ast:</b>	10, Stonehill (11/20/23)*
<b>Steals:</b>	5, New Orleans (1/19/23)*
<b>Blocks:</b>	4, UIW (1/31/24)*
<b>Min:</b>	40, UIW (2/19/24)*
*at Texas A&M-Commerce	

## CAREER STATISTICS

### DODD, Alonzo

SEASON	TEAM	GP-GS	MIN/AVG	Field Goals		3-Point		F-Throws		Rebounds				Scoring							
				FG-FGA	FG%	3FG-3FGA	3FG%	FT-FTA	FT%	OFF	DEF	TOT	AVG	PF-FO	A	TO	BLK	STL	PTS	AVG	
2022-23	TAMC	33-20	675/20.5	44-95	.463	13-45	.289	20-39	.513	21	75	96	2.9	74-3	83	55	10	25	121	3.7	
2023-24	TAMC	33-26	828/25.1	72-183	.393	26-82	.317	47-68	.691	27	75	102	3.1	68-1	99	47	12	31	217	6.6	
<b>TOTAL FOR APP</b>		<b>0-0</b>	<b>0/0.0</b>	<b>0-0</b>	<b>.000</b>	<b>0-0</b>	<b>.000</b>	<b>0-0</b>	<b>.000</b>	<b>0</b>	<b>0</b>	<b>0</b>	<b>0.0</b>	<b>0-0</b>	<b>0</b>	<b>0</b>	<b>0</b>	<b>0</b>	<b>0</b>	<b>0</b>	<b>0.0</b>
<b>TOTAL</b>		<b>66-46</b>	<b>1504/22.8</b>	<b>116-278</b>	<b>.417</b>	<b>39-127</b>	<b>.307</b>	<b>67-107</b>	<b>.626</b>	<b>48</b>	<b>150</b>	<b>198</b>	<b>3.0</b>	<b>142-4</b>	<b>182</b>	<b>102</b>	<b>22</b>	<b>56</b>	<b>338</b>	<b>5.1</b>	

**#3 LUKE WILSON - C**

SOPHOMORE | 6-9 | 255 | AUGUSTA, GA. (AUGUSTA CHRISTIAN)

**WILSON QUICK HITS****FRESHMAN - 2023-24**

» Redshirted his freshman season; did not see game action

**HIGH SCHOOL**

- » No. 3 ranked big in the BIGSHOTS 2023 rankings
- » Led Augusta Christian to a 26-5 season and a state championship in 2022-23
- » Multi-sport athlete who recieved Division I offers in basketball and football



# #4 DIOR CONNERS - G

JUNIOR | 6-3 | 183 | COLUMBUS, OHIO (PICKERINGTON NORTH / TRITON COLLEGE)

## CONNERS QUICK HITS

### PRIOR TO APP STATE

- » Helped lead Triton College to a 34-3 record and an NJCAA National runner-up finish in 2023-24
- » Averaged 14 points a game while shooting 39 percent from three
- » Tallied eight 20-point games at Triton, including 24 in the NJCAA national championship game
- » Drained 137 career threes
- » Averaged 1.7 steals a game at Triton
- » Nailed at least three three-pointers in 14 games in 2023-24

### HIGH SCHOOL

- » Guided Pickerington North to 73 wins in his four years
- » Helped lead his team to a top-15 ranking in Ohio in 2018
- » Played for Indiana Elite on the AAU circuit in 2020

### CAREER HIGHS

<b>Points:</b>	28, Harper (1/11/24)*
<b>FGM:</b>	10, Harper (1/11/24)*
<b>FGA:</b>	17, Two Times*
<b>3FGM:</b>	8, Harper (1/11/24)*
<b>3FGA:</b>	12, Four Times*
<b>FTM:</b>	12, Elgin (11/3/23)*
<b>FTA:</b>	13, Elgin (11/3/23)*
<b>Reb:</b>	9, Trinity Valley (3/25/24)*
<b>Ast:</b>	8, Sauk Valley (1/20/24)*
<b>Steals:</b>	2, Kankakee (3/7/24)*
<b>Blocks:</b>	5, Shawnee (12/9/24)*
<b>Min:</b>	39, Indian Hills (3/2/24)*
*at JUCO	



## #5 JASON CLARKE JR. - G

FRESHMAN | 6-0 | 177 | SILVER SPRING, MD. (MILLER SCHOOL)

### CLARKE JR. QUICK HITS

#### HIGH SCHOOL

- » A state champion at Miller School in Virginia where he averaged 18 points a game
- » 139 assists compared to 32 turnovers, good for a 4.34 assist/turnover ratio
- » VISAA Division II Player of the Year
- » First-team All-BRAC and first-team All-Central





# #6 BEN EZEAGU - F

JUNIOR | 6-7 | 210 | TORONTO, CANADA (POTTERS HOUSE / HILL COLLEGE)

## EZEAGU QUICK HITS

### PRIOR TO APP STATE

- » Started 54 games over his first two years at the collegiate level
- » Scored 602 career points, including 321 in 2023-24 at Hill College
- » Shot 63.2 percent from the field in 2023-24, the 12th-best percentage in the country last year
- » Pulled down 321 rebounds in his career
- » Tallied 30 games with double-digit points, with 16 coming last year
- » Shot at least 60 percent from the field in all but six games at Hill College
- » Is one of just three players in the history of App State men's basketball to be from Canada (Blair Adderley, 1996-99 and Jake Babic, 2014-17).

### CAREER HIGHS

<b>Points:</b>	32, Dallas College Eastfield (12/19/23)*
<b>FGM:</b>	12, Dallas College Eastfield (12/19/23)*
<b>FGA:</b>	15, Temple College (11/29/21)*
<b>3FGM:</b>	1, Two Times*
<b>3FGA:</b>	2, Univ. of Southwest (11/14/21)*
<b>FTM:</b>	11, New Mexico JC (2/13/22)*
<b>FTA:</b>	15, New Mexico JC (2/13/22)*
<b>Reb:</b>	17, Univ. of Southeast (11/14/21)*
<b>Ast:</b>	3, Four Times*
<b>Steals:</b>	3, Strength 'N Motion (1/4/24)*
<b>Blocks:</b>	4, Dallas College Richland (11/28/23)*
<b>Min:</b>	38, Clarendon College (1/7/22)*
*at JUCO	



# #7 JALIL BEAUBRUN - F

SENIOR | 6-9 | 240 | MIRAMAR, FLA. (MONTVERDE / STEPHEN F. AUSTIN)

## BEAUBRUN QUICK HITS

### PRIOR TO APP STATE

- » Played in 50 games at Stephen F. Austin
- » Averaged 6.2 points a game in two years with the Lumberjacks
- » Shot 40 percent from three in 2023-24
- » Tallied 12 double-digit point outings in 2023-24
- » Led the Lumberjacks in rebounding last year
- » Scored 12 points against NCAA Tournament participant Drake
- » Played two years at Southwest Baptist and averaged 12 points on 49 percent shooting in 2021-22

### CAREER HIGHS

<b>Points:</b>	22, Utah Valley (2/1/24)*
<b>FGM:</b>	9, Utah Valley (2/1/24)*
<b>FGA:</b>	15, Southern Indiana (1/8/22)*
<b>3FGM:</b>	2, 11 Times*
<b>3FGA:</b>	5, Three Times*
<b>FTM:</b>	8, Seattle (1/18/24)*
<b>FTA:</b>	12, Seattle (1/18/24)*
<b>Reb:</b>	13, Quincy (1/6/22)*
<b>Ast:</b>	5, UT-Arlington (1/6/24)*
<b>Steals:</b>	4, William Jewell (1/17/22)*
<b>Blocks:</b>	6, Pittsburg St. (11/20/21)*
<b>Min:</b>	33, Three Times*
*at Previous Schools	

## CAREER STATISTICS

### BEAUBRUN, Jalil

		Field Goals		3-Point		F-Throws		Rebounds				Scoring								
SEASON	TEAM	GP-GS	MIN/AVG	FG-FGA	FG%	3FG-3FGA	3FG%	FT-FTA	FT%	OFF	DEF	TOT	AVG	PF-FO	A	TO	BLK	STL	PTS	AVG
2022-23	SFA	17-5	204/12.0	15-34	.441	1-4	.250	12-23	.522	16	35	51	3.0	38-1	4	20	9	4	43	2.5
2023-24	SFA	33-21	602/18.2	95-180	.528	15-36	.417	60-103	.583	69	91	160	4.8	87-2	27	65	16	13	265	8.0
<b>TOTAL FOR APP</b>		<b>0-0</b>	<b>0/0.0</b>	<b>0-0</b>	<b>.000</b>	<b>0-0</b>	<b>.000</b>	<b>0-0</b>	<b>.000</b>	<b>0</b>	<b>0</b>	<b>0</b>	<b>0.0</b>	<b>0-0</b>	<b>0</b>	<b>0</b>	<b>0</b>	<b>0</b>	<b>0</b>	<b>0.0</b>
<b>TOTAL</b>		<b>50-26</b>	<b>805/16.1</b>	<b>110-214</b>	<b>.514</b>	<b>16-40</b>	<b>.400</b>	<b>72-126</b>	<b>.571</b>	<b>85</b>	<b>126</b>	<b>211</b>	<b>4.2</b>	<b>125-3</b>	<b>31</b>	<b>85</b>	<b>25</b>	<b>17</b>	<b>308</b>	<b>6.2</b>



## #8 ANTHONY ALSTON - G

FRESHMAN | 6-3 | 180 | FAYETTEVILLE, N.C. (GRAYSON)

### ALSTON QUICK HITS

#### HIGH SCHOOL

- » Back-to-back Region champion in Georgia
- » Helped Grayson to a top five national ranking at the end of last season and a No. 1 ranking in Georgia
- » Led Grayson to a 30-2 record in 2023-24
- » Guards opposing teams best players at a high rate
- » Shoots the ball at an efficient clip



# #10 JAMIL MUTILIB - G

JUNIOR | 6-6 | 189 | HOUSTON, TEXAS (CYPRESS RIDGE / KILGORE COLLEGE)



## MUTILIB QUICK HITS

### PRIOR TO APP STATE

- » Averaged 19.2 points a game at Kilgore College
- » Shot 39 percent from behind the arc
- » Tallied at least 20 points in 16 games, including a 42-point outburst last January
- » First-team all-conference and first-team all-region in 2024
- » All-Tournament team

### HIGH SCHOOL

- » First-team All-District in 2022
- » Played under coach Anthony Willis for Team Temple on the AAU circuit
- » Named to the State All-Academic Team while at Cypress Ridge
- » Named to the 2021-22 Honor Roll

### CAREER HIGHS

<b>Points:</b>	42, Trinity Valley CC (1/31/24)*
<b>FGM:</b>	12, Two Times*
<b>FGA:</b>	22, Two Times*
<b>3FGM:</b>	7, Two Times*
<b>3FGA:</b>	13, Tyler JC (2/21/24)*
<b>FTM:</b>	13, Trinity Valley CC (1/31/24)*
<b>FTA:</b>	15, Trinity Valley CC (1/31/24)*
<b>Reb:</b>	13, Lee College (3/15/24)*
<b>Ast:</b>	4, Two Times*
<b>Steals:</b>	5, Two Times*
<b>Blocks:</b>	3, Two Times*
<b>Min:</b>	40, Three Times*

\*at JUCO



## #12 MYLES TATE - G

SENIOR | 6-0 | 170 | SPARTANBURG, S.C. (DORMAN / BUTLER)

### TATE QUICK HITS

#### JUNIOR - 2023-24

- » Appeared in all 34 games, starting in five
- » Led the Mountaineers in total assists (120)
- » Averaged 9.4 points and 3.5 assists primarily off the bench
- » Tied for first on the team in steals (35)
- » Scored at least 10 points in 17 games, setting a career-high
- » Tallied 18 points off the bench against Auburn, where Tate would hit multiple clutch shots in crunch time to seal App State's win
- » Netted a season- and career-best 25 points against Marshall on four made threes
- » Scored the final seven points in regulation against Toledo to force overtime in the Mountaineers' double-overtime win
- » Recorded a team-best nine games with at least five assists
- » Finished with the fourth-best assist/turnover ratio in the SBC (1.9)

#### PRIOR TO APP STATE

- » 57 games played at Butler, 18 starts across three seasons
- » Scored 22 points (5 3FG) against Seton Hall
- » 80 career assists

#### HIGH SCHOOL

- » Led Dorman to four straight 5A state championships
- » Dorman's all-time leading scorer with 1,874 career points
- » 2020 MaxPreps Player of the Year

#### 2023-24 SEASON HIGHS

Points:	25, Marshall (2/24/24)
FGM:	9, Marshall (2/24/24)
FGA:	14, 2 Times
3FGM:	4, Marshall (2/24/24)
3FGA:	7, 2 Times
FTM:	6, 3 Times
FTA:	9, Auburn (12/3/23)
Reb:	7, 3 Times
Ast:	6, Georgia State (1/17/24)
Steals:	4, 2 Times
Blocks:	1, 3 Times
Min:	38, South Alabama, (1/4/24)

#### CAREER HIGHS

Points:	25, Marshall (2/24/24)
FGM:	9, Marshall (2/24/24)
FGA:	16, at Xavier (2/21/21)*
3FGM:	5, at Seton Hall (1/2/21)*
3FGA:	8, at Seton Hall (1/2/21)*
FTM:	6, 3 Times
FTA:	9, Auburn (12/3/23)
Reb:	10, vs. Creighton (1/16/21)*
Ast:	7, vs. Providence (12/23/20)*
Steals:	4, 2 Times
Blocks:	2, vs. Indiana (12/19/20)*
Min:	40, at St. John's (1/12/21)*

\*at Butler

## CAREER STATISTICS

### TATE, Myles

SEASON	TEAM	GP-GS	MIN/AVG	Field Goals			3-Point		F-Throws		Rebounds				Scoring					
				FG-FGA	FG%	3FG-3FGA	3FG%	FT-FTA	FT%	OFF	DEF	TOT	AVG	PF-FO	A	TO	BLK	STL	PTS	AVG
2020-21	Butler	25-18	632/25.3	56-173	.324	21-91	.231	35-48	.729	8	55	63	2.5	58-1	58	37	5	29	168	6.7
2021-22	Butler	9-0	40/4.4	3-14	.214	1-5	.200	8-10	.800	1	6	7	0.8	5-0	4	7	1	4	15	1.7
2022-23	Butler	23-0	178/7.7	19-61	.311	7-28	.250	13-17	.765	1	22	23	1.0	20-0	18	10	1	6	58	2.5
2023-24	APP	34-6	803/23.6	112-264	.424	33-115	.287	61-81	.753	7	102	109	3.2	60-0	120	64	3	35	318	9.4
<b>TOTAL FOR APP</b>	<b>34-6</b>	<b>803/23.6</b>	<b>112-264</b>	<b>.424</b>	<b>33-115</b>	<b>.287</b>	<b>61-81</b>	<b>.753</b>	<b>7</b>	<b>102</b>	<b>109</b>	<b>3.2</b>	<b>60-0</b>	<b>120</b>	<b>64</b>	<b>3</b>	<b>35</b>	<b>318</b>	<b>9.4</b>	
<b>TOTAL</b>	<b>91-24</b>	<b>1653/18.2</b>	<b>190-512</b>	<b>.371</b>	<b>62-239</b>	<b>.259</b>	<b>117-156</b>	<b>.750</b>	<b>17</b>	<b>185</b>	<b>202</b>	<b>2.2</b>	<b>143-1</b>	<b>200</b>	<b>118</b>	<b>10</b>	<b>74</b>	<b>559</b>	<b>6.1</b>	

**#13 JONAH LONG - G**

FRESHMAN | 6-4 | 190 | HICKORY, N.C. (SAINT STEPHENS)

**LONG QUICK HITS****HIGH SCHOOL**

- » Captain of his basketball team for three years
- » Named all-conference his sophomore and junior seasons
- » Named his team's MVP his sophomore and junior seasons
- » National Honor Society member
- » Invited to National Youth Leadership Forum





# #14 CAMERON O'KELLEY - G

FRESHMAN | 6-3 | 165 | SENECA, S.C. (SENECA)

## O'KELLEY QUICK HITS

### HIGH SCHOOL

- » Played 89 games at Seneca (S.C.)
- » Three-time all-region player and two-time all-state selection
- » Poured in over 1,000 career points
- » Scored 457 points his senior season on efficient shooting
- » Helped lead Seneca to a 23-5 record and a top-60 ranking in South Carolina last season





# #15 CJ HUNTLEY - F

GRADUATE | 6-11 | 221 | HUNTERSVILLE, N.C. (DAVIDSON DAY)

## HUNTLEY QUICK HITS



### 2023-24 - SENIOR

- » Appeared in all 34 games, making five starts
- » Shot a career-best 54 percent from the field and 34 percent from behind the arc
- » Scored a career-high 22 points against Queens on Dec. 13, marking his second career 20-point game
- » Led the team with 16 points against Wake Forest in the NIT
- » Finished third on the team with 158 rebounds
- » Grabbed a career-best 11 boards at Old Dominion on Feb. 22
- » Blocked 28 shots, finishing the season with the 19th-best block-per-game average in the SBC
- » Finished the season with a career-high 27 assists
- » Garnered his first preseason Sun Belt honors, being named to the preseason All-Sun Belt third team.

### 2022-23 - JUNIOR

- » Appeared in all 32 games, making 31 starts
- » Averaged a career-high in scoring (9.2 ppg) and scored in double digits 15 times
- » Earned a new career-high in rebounds (5.8 rpg) while recording at least six rebounds in 17 games, leading to a top-20 Sun Belt finish on the glass
- » Shot an impressive 47% clip from the field and made 42 3-pointers
- » Scored a season-high 18 points in a victory over N.C. Central and grabbed 10 rebounds in App State's nailbiter at Wake Forest

### 2021-22 - SOPHOMORE

- » Appeared in 31 games, making 18 starts
- » Averaged nearly seven points per game and posted a career-high 20 points at South Alabama
- » Contributed with 200 points, 113 rebounds and 18 assists on the season
- » Added 22 blocks and 18 steals

### 2020-21 - FRESHMAN

- » Saw action in 23 games, making three starts
- » Averaged 3.3 points and 2.2 rebounds
- » Posted a block in seven games, finishing with 10 on the season
- » Had a career-high 18 points, knocking down a career-high four 3-pointers on Dec. 6 against N.C. Wesleyan
- » Tallied six points and a career-best six rebounds in first career game on Nov. 25 against South Carolina State

### HIGH SCHOOL

- » Native of Huntersville, N.C. and graduate of Davidson Day School
- » As a junior, averaged 14 points and eight rebounds
- » In 2018-19, helped Davidson Day go 20-5 overall and advance to the quarterfinals of the NCISAA 2A playoffs
- » Played for PSB Elite in 17U AAU and averaged 17.2 points and 9.3 rebounds in a six-game span.

### 2023-24 SEASON HIGHS

<b>Points:</b>	22, Queens (12/13/23)
<b>FGM:</b>	7, 2 Times
<b>FGA:</b>	11, Queens (12/13/23)
<b>3FGM:</b>	3, Toledo (2/10/24)
<b>3FGA:</b>	6, Austin Peay (11/26/23)
<b>FTM:</b>	7, Queens (12/13/23)
<b>FTA:</b>	7, Queens (12/13/23)
<b>Reb:</b>	11, Old Dominion (2/22/24)
<b>Ast:</b>	3, ULM (12/30/23)
<b>Steals:</b>	3, Auburn (12/3/23)
<b>Blocks:</b>	3, Georgia Southern (3/9/24)
<b>Min:</b>	37, Oregon State (11/14/23)

### CAREER HIGHS

<b>Points:</b>	22, Queens (12/13/23)
<b>FGM:</b>	8, at South Alabama (1/6/22)
<b>FGA:</b>	16, at South Alabama (1/6/22)
<b>3FGM:</b>	4, 5 times
<b>3FGA:</b>	11, at South Alabama (1/6/22)
<b>FTM:</b>	7, Queens (12/13/23)
<b>FTA:</b>	7, Queens (12/13/23)
<b>Reb:</b>	11, 2 Times
<b>Ast:</b>	3, ULM (12/30/23)
<b>Steals:</b>	3, 2 Times
<b>Blocks:</b>	3, 4 times
<b>Min:</b>	40, N.C. Central (11/10/22)

## CAREER STATISTICS

### HUNTLEY, Cj

SEASON	TEAM	GP-GS	MIN/AVG	Field Goals		3-Point		F-Throws		Rebounds				Scoring						
				FG-FGA	FG%	3FG-3FGA	3FG%	FT-FTA	FT%	OFF	DEF	TOT	AVG	PF-FO	A	TO	BLK	STL	PTS	AVG
2020-21	APP	23-3	274/11.9	24-62	.387	8-31	.258	19-21	.905	22	28	50	2.2	18-0	7	9	10	7	75	3.3
2021-22	APP	33-18	731/22.2	82-161	.509	32-92	.348	17-27	.630	46	74	120	3.6	41-0	19	19	12	12	213	6.5
2022-23	APP	32-31	870/27.2	101-217	.465	42-126	.333	49-67	.731	59	127	186	5.8	53-0	20	19	22	20	293	9.2
2023-24	APP	34-5	765/22.5	97-179	.542	29-85	.341	33-53	.623	65	93	158	4.6	59-0	27	28	28	17	256	7.5
<b>TOTAL</b>		<b>122-57</b>	<b>2640/21.6</b>	<b>304-619</b>	<b>.491</b>	<b>111-334</b>	<b>.332</b>	<b>118-168</b>	<b>.702</b>	<b>192</b>	<b>322</b>	<b>514</b>	<b>4.2</b>	<b>171-0</b>	<b>73</b>	<b>75</b>	<b>72</b>	<b>56</b>	<b>837</b>	<b>6.9</b>



# #20 WILL COBLE - G

GRADUATE | 6-4 | 185 | CHARLOTTE, N.C. (DAVIDSON DAY / RANDOLPH-MACON COLLEGE)

## COBLE QUICK HITS

### PRIOR TO APP STATE

- » Made 53 starts at Randolph-Macon College
- » Scored 571 points on 42 percent shooting
- » Drilled a career-high 61 threes his junior year
- » Led Randolph-Macon in three-point shooting his junior year
- » Helped lead the Yellow Jackets to a 25-5 record in 2023-24

### HIGH SCHOOL

- » Won the 2A state championships at Davidson Day in 2020
- » Named an N.C. All-Star
- » Two-time all-conference player



### CAREER HIGHS

<b>Points:</b>	26, Hood (11/12/22)*
<b>FGM:</b>	8, Hood (11/12/22)*
<b>FGA:</b>	19, Hood (11/12/22)*
<b>3FGM:</b>	7, Hood (11/12/22)*
<b>3FGA:</b>	17, Hood (11/12/22)*
<b>FTM:</b>	5, Guilford (1/7/23)*
<b>FTA:</b>	5, Guilford (1/7/23)*
<b>Reb:</b>	6, Two Times*
<b>Ast:</b>	4, Averett (12/31/21)*
<b>Steals:</b>	3, Ferrum (2/10/24)*
<b>Blocks:</b>	1, Four Times*
<b>Min:</b>	46, Hood (11/12/22)*

\*at Randolph-Macon College

## CAREER STATISTICS

### COBLE, Will

SEASON	TEAM	GP-GS	MIN/AVG	Field Goals		3-Point		F-Throws		Rebounds				Scoring						
				FG-FGA	FG%	3FG-3FGA	3FG%	FT-FTA	FT%	OFF	DEF	TOT	AVG	PF-FO	A	TO	BLK	STL	PTS	AVG
2020-21	RMC	4-0	16/4.0	1-9	.111	1-5	.200	0-0	.000	1	0	1	0.3	1-0	0	1	0	1	3	0.8
2021-22	RMC	32-3	548/17.1	64-135	.474	60-127	.472	0-1	.000	5	36	41	1.3	28-0	13	13	0	10	188	5.9
2022-23	RMC	31-30	698/22.5	70-188	.372	61-161	.379	15-17	.882	9	55	64	2.1	30-0	11	13	3	17	216	7.0
2023-24	RMC	30-20	592/19.7	57-132	.432	43-110	.391	7-12	.583	8	44	52	1.7	16-0	13	9	1	16	164	5.5
<b>TOTAL FOR APP</b>	<b>0-0</b>	<b>0/0.0</b>	<b>0-0</b>	<b>.000</b>	<b>0-0</b>	<b>.000</b>	<b>0-0</b>	<b>.000</b>	<b>0</b>	<b>0</b>	<b>0</b>	<b>0.0</b>	<b>0-0</b>	<b>0</b>	<b>0</b>	<b>0</b>	<b>0</b>	<b>0</b>	<b>0</b>	<b>0.0</b>
<b>TOTAL</b>	<b>97-53</b>	<b>1854/19.1</b>	<b>192-464</b>	<b>.414</b>	<b>165-403</b>	<b>.409</b>	<b>22-30</b>	<b>.733</b>	<b>23</b>	<b>135</b>	<b>158</b>	<b>1.6</b>	<b>75-0</b>	<b>37</b>	<b>36</b>	<b>4</b>	<b>44</b>	<b>571</b>	<b>5.9</b>	



## #21 ANDRIN NJOCK - F

FRESHMAN | 6-6 | 205 | WINTERTHUR, SWITZERLAND (ECOLE NOUVELLE DE LA SUISSE ROMAND)

### NJOCK QUICK HITS

#### HIGH SCHOOL

- » Averaged 15 points per game for the Swiss National Team at the U18 World Championships
- » Was the second-leading scorer for the Swiss National Team at the World Championships
- » Scored 19 points per game while playing in the Swiss NLB in 2023-24
- » Shot 49 percent from the floor in 2023-24
- » Tallied 738 points across three years with CNB Suisse
- » Poured in at least 20 points in 10 games last season while scoring at least 30 points three times
- » Is the first player in App State men's basketball history to be from Switzerland.



## #32 LUKE LEDFORD - G

SOPHOMORE | 6-3 | 190 | RALEIGH, N.C. (BROUGHTON)

### LEDFORD QUICK HITS

#### FRESHMAN - 2023-24

- » Appeared in five games during his first season, tallying 27 minutes
- » Posted a season-high 11 minutes against Central Penn on Dec. 5, finishing with two points, one block and one steal
- » Scored his first points as a Mountaineer against Oakland City in the season-opener, knocking down a three
- » Named to the Fall 2023 Dean's List

#### HIGH SCHOOL

- » Named to the Academic All-Conference Team and the Academic All-State team at Broughton High School.
- » Was a Cap-6 All-Conference honorable mention selection his senior year.

#### 2023-24 SEASON HIGHS

Points:	3, Oakland City (11/7/23)
FGM:	1, 2 Times
FGA:	4, Central Penn (12/5/23)
3FGM:	1, Oakland City (11/7/23)
3FGA:	1, 2 Times
FTM:	N/A
FTA:	N/A
Reb:	1, Central Penn (12/5/23)
Ast:	N/A
Steals:	1, 2 Times
Blocks:	1, Central Penn (12/5/23)
Min:	11, Central Penn (12/5/23)

#### CAREER HIGHS

Points:	3, Oakland City (11/7/23)
FGM:	1, 2 Times
FGA:	4, Central Penn (12/5/23)
3FGM:	1, Oakland City (11/7/23)
3FGA:	1, 2 Times
FTM:	N/A
FTA:	N/A
Reb:	1, Central Penn (12/5/23)
Ast:	N/A
Steals:	1, 2 Times
Blocks:	1, Central Penn (12/5/23)
Min:	11, Central Penn (12/5/23)

## CAREER STATISTICS

### LEDFORD, Luke

				Field Goals		3-Point		F-Throws		Rebounds				Scoring						
SEASON	TEAM	GP-GS	MIN/AVG	FG-FGA	FG%	3FG-3FGA	3FG%	FT-FTA	FT%	OFF	DEF	TOT	AVG	PF-FO	A	TO	BLK	STL	PTS	AVG
2023-24	APP	6-0	17/2.9	2-5	.400	1-2	.500	0-0	.000	0	1	1	0.2	2-0	0	1	1	2	5	0.8
<b>TOTAL</b>		<b>6-0</b>	<b>17/2.9</b>	<b>2-5</b>	<b>.400</b>	<b>1-2</b>	<b>.500</b>	<b>0-0</b>	<b>.000</b>	<b>0</b>	<b>1</b>	<b>1</b>	<b>0.2</b>	<b>2-0</b>	<b>0</b>	<b>1</b>	<b>1</b>	<b>2</b>	<b>5</b>	<b>0.8</b>



## #44 MICHAEL MARCUS JR. - F

FRESHMAN | 6-9 | 255 | INDIAN TRAIL, N.C. (COVENANT DAY)

### MARCUS JR. QUICK HITS

#### HIGH SCHOOL

- » Scored 856 points on the prep circuit
- » Averaged 14.3 points in his final season
- » A career 50 percent shooter and 33 percent shooter from three
- » Runner-Up at the 4A state championship in 2022-23
- » EYBL 15U champion on the Nike Circuit
- » Named to the A-Honor Roll



**2023-24 App State Men's Basketball  
Overall Team Statistics  
All games**

Page 1/1  
as of Oct 09, 2024

**Team Statistics**

	<b>APP</b>	<b>OPP</b>
<b>Scoring</b>	<b>2665</b>	<b>2283</b>
Points per game	78.4	67.1
Scoring margin	+11.2	-
<b>Field goals-att</b>	<b>997-2100</b>	<b>865-2225</b>
Field goal pct	.475	.389
<b>3 point fg-att</b>	<b>224-674</b>	<b>226-732</b>
3-point FG pct	.332	.309
3-pt FG made per game	6.6	6.6
<b>Free throws-att</b>	<b>447-657</b>	<b>327-472</b>
Free throw pct	.680	.693
F-Throws made per game	13.1	9.6
<b>Rebounds</b>	<b>1416</b>	<b>1236</b>
Rebounds per game	41.6	36.4
Rebounding margin	+5.3	-
<b>Assists</b>	<b>498</b>	<b>349</b>
Assists per game	14.6	10.3
<b>Turnovers</b>	<b>365</b>	<b>356</b>
Turnovers per game	10.7	10.5
Turnover margin	-0.3	-
Assist/turnover ratio	1.4	1.0
<b>Steals</b>	<b>209</b>	<b>234</b>
Steals per game	6.1	6.9
<b>Blocks</b>	<b>230</b>	<b>84</b>
Blocks per game	6.8	2.5
<b>Winning streak</b>	<b>0</b>	<b>-</b>
Home win streak	15	-
<b>Attendance</b>	<b>60784</b>	<b>44927</b>
Home games-Avg/Game	15-4052	13-3456
Neutral site-Avg/Game	-	6-1076

**Score by Periods**

<b>Team</b>	<b>1st</b>	<b>2nd</b>	<b>OT</b>	<b>TOT</b>
App State	1242	1367	56	2665
Opponents	1087	1148	48	2283



2023-24 App State Men's Basketball  
Team Game-by-Game  
All games

Opponent	Date	Score		Total		3-Pointers		Free throws		Rebounds										
				FG-FGA	PCT	3FG-3FGA	PCT	FT-FTA	PCT	OFF	DEF	TOT	AVG	PF	A	TO	BLK	STL	PTS	AVG
Oakland City	11/07/2023	87-49	W	32-71	.451	9-27	.333	14-29	.483	17	34	51	51.0	10	18	7	7	11	87	87.0
at NIU	11/11/2023	78-91	L	32-77	.416	5-19	.263	9-16	.563	18	22	40	45.5	22	10	12	2	7	78	82.5
at Oregon St.	11/14/2023	71-81	Lot	26-63	.413	9-27	.333	10-17	.588	11	30	41	44.0	18	13	13	8	3	71	78.7
vs UNCW	11/21/2023	86-56	W	35-58	.603	8-22	.364	8-13	.615	6	37	43	43.8	10	21	8	6	6	86	80.5
vs Murray St.	11/22/2023	67-57	W	24-61	.393	7-26	.269	12-16	.750	11	32	43	43.6	14	13	10	7	5	67	77.8
Austin Peay	11/26/2023	78-58	W	29-57	.509	9-23	.391	11-12	.917	9	28	37	42.5	11	15	13	7	7	78	77.8
ETSU	11/29/2023	72-61	W	23-44	.523	6-20	.300	20-26	.769	5	35	40	42.1	17	14	11	9	2	72	77.0
Auburn	12/03/2023	69-64	W	22-51	.431	8-17	.471	17-23	.739	6	26	32	40.9	13	9	7	2	6	69	76.0
Central Penn	12/05/2023	111-35	W	44-87	.506	12-36	.333	11-14	.786	25	55	80	45.2	21	31	15	16	9	111	79.9
at Queens (NC)	12/13/2023	93-81	W	34-61	.557	9-24	.375	16-18	.889	7	24	31	43.8	16	19	9	5	9	93	81.2
vs Gardner-Webb	12/16/2023	80-59	W	34-67	.507	6-23	.261	6-17	.353	7	30	37	43.2	11	19	4	6	9	80	81.1
vs UNC Asheville	12/21/2023	63-76	L	23-64	.359	3-24	.125	14-22	.636	10	27	37	42.7	14	10	7	7	9	63	79.6
ULM	12/30/2023	67-55	W	25-60	.417	4-27	.148	13-16	.813	11	29	40	42.5	11	15	9	7	5	67	78.6
at South Alabama	01/04/2024	91-84	Wot	36-64	.563	5-14	.357	14-22	.636	7	30	37	42.1	13	18	12	4	6	91	79.5
at Troy	01/06/2024	62-66	L	23-56	.411	5-18	.278	11-18	.611	10	32	42	42.1	15	10	14	7	5	62	78.3
at Coastal Carolina	01/11/2024	70-45	W	28-62	.452	7-22	.318	7-11	.636	13	30	43	42.1	12	15	11	5	5	70	77.8
at James Madison	01/13/2024	59-55	W	25-54	.463	4-14	.286	5-9	.556	14	28	42	42.1	11	11	23	7	8	59	76.7
Georgia St.	01/17/2024	76-68	W	29-65	.446	4-15	.267	14-24	.583	17	34	51	42.6	10	18	9	7	3	76	76.7
Coastal Carolina	01/20/2024	88-59	W	36-64	.563	8-20	.400	8-13	.615	10	31	41	42.5	9	19	10	8	9	88	77.3
Ga. Southern	01/25/2024	84-74	W	28-60	.467	7-20	.350	21-36	.583	16	28	44	42.6	18	12	11	9	6	84	77.6
James Madison	01/27/2024	82-76	W	23-55	.418	6-15	.400	30-40	.750	10	29	39	42.4	14	11	11	12	7	82	77.8
at Georgia St.	02/01/2024	81-71	W	29-66	.439	6-18	.333	17-26	.654	13	36	49	42.7	9	17	6	9	4	81	78.0
at Ga. Southern	02/03/2024	85-84	Wot	34-71	.479	8-18	.444	9-16	.563	18	24	42	42.7	11	14	13	6	4	85	78.3
at Texas St.	02/07/2024	56-63	L	21-51	.412	4-19	.211	10-14	.714	5	27	32	42.3	13	11	12	8	7	56	77.3
Toledo	02/10/2024	109-104	Wot2	40-66	.606	8-18	.444	21-29	.724	5	31	36	42.0	12	16	16	11	12	109	78.6
Marshall	02/15/2024	73-58	W	29-57	.509	5-12	.417	10-18	.556	6	32	38	41.8	9	14	12	6	8	73	78.4
Louisiana	02/17/2024	85-73	W	31-64	.484	8-16	.500	15-17	.882	11	24	35	41.6	8	11	6	5	7	85	78.6
at Old Dominion	02/22/2024	82-67	W	30-62	.484	9-18	.500	13-21	.619	16	31	47	41.8	16	15	13	7	6	82	78.8
at Marshall	02/24/2024	65-58	W	22-58	.379	7-19	.368	14-20	.700	13	33	46	41.9	10	11	10	1	5	65	78.3
Old Dominion	02/28/2024	89-64	W	32-63	.508	7-17	.412	18-24	.750	12	35	47	42.1	13	15	9	2	5	89	78.6
Arkansas St.	03/01/2024	80-57	W	31-63	.492	8-17	.471	10-12	.833	9	39	48	42.3	13	12	10	8	4	80	78.7
vs Ga. Southern	03/09/2024	85-80	Wot	30-58	.517	2-10	.200	23-27	.852	11	36	47	42.4	13	17	17	12	3	85	78.9
vs Arkansas St.	03/10/2024	65-67	L	26-53	.491	4-12	.333	9-13	.692	7	20	27	42.0	12	10	5	3	3	65	78.5
at Wake Forest	03/20/2024	76-87	L	31-67	.463	7-27	.259	7-8	.875	7	24	31	41.6	20	14	10	4	4	76	78.4
<b>Total</b>		<b>2665</b>		<b>997-2100</b>	<b>.475</b>	<b>224-674</b>	<b>.332</b>	<b>447-657</b>	<b>.680</b>	<b>373</b>	<b>1043</b>	<b>1416</b>	<b>41.6</b>	<b>449</b>	<b>498</b>	<b>365</b>	<b>230</b>	<b>209</b>	<b>2665</b>	<b>78.4</b>
Opponents		2283		865-2225	.389	226-732	.309	327-472	.693	393	843	1236	36.4	556	349	356	84	234	2283	67.1

App State Averages

Games Played	Points/game	FG Pct	3FG Pct	FT Pct	Rebounds/game	Assists/game	Turnovers/game	Assist/Turnover ratio	Steals/game	Blocks/game
34	78.4	47.5	33.2	68.0	41.6	14.6	10.7	1.4	6.1	6.8



## ALL-TIME INDIVIDUAL RECORD QUICK REFERENCE

### POINTS

**Game:** 56  
Stan Davis vs. Carson-Newman, Jan. 24, 1974  
**Season:** 754 Donald Sims, 2009-10  
**Career:** 2,185 Donald Sims, 2007-11

### FIELD GOALS

**Game:** 25  
Stan Davis vs. Carson-Newman, Jan. 24, 1974  
**Season:** 241 Stan Davis, 1972-73  
**Career:** 712 Ronshad Shabazz, 2015-19

### FIELD GOAL ATTEMPTS

**Game:** 42  
Stan Davis vs. Carson-Newman, Jan. 24, 1974  
**Season:** 546 Stan Davis, 1972-73  
**Career:** 1,737 Ronshad Shabazz, 2015-19

### FIELD GOAL PERCENTAGE

**Game:** 1.000 (12-12)  
Tyson Patterson at Western Carolina, Jan. 24, 2000  
**Season:** .699 (137-196) Ricky Nedd, 1990-91  
**Career:** .690 (412-597) Ricky Nedd, 1990-94

### 3-POINT FIELD GOALS

**Game:** 10  
Nate Cranford at Chattanooga, Jan. 6, 2007  
O'Shown Williams vs. South Alabama Feb. 20, 2020  
**Season:** 123 Donald Sims, 2009-10  
**Career:** 358 Donald Sims, 2007-11

### 3-POINT FIELD GOAL ATTEMPTS

**Game:** 20  
Donald Sims at Mississippi State, Nov. 19, 2010  
O'Shown Williams vs. South Alabama, Feb. 20, 2020  
**Season:** 309 Shawn Hall, 2002-03  
**Career:** 883 Donald Sims, 2007-11

### 3-POINT FIELD GOAL PCT.

**Game:** 1.000 (5-5) Six times  
**Season:** .479 (45-94) Kemp Phillips, 1986-87  
**Career:** .445 (65-146) Graham Bunn, 2001-03

### FREE THROWS

**Game:** 23 John Pyecha vs. Barton, Feb. 9, 1955  
**Season:** 230 John Pyecha, 1954-55  
**Career:** 545 Donald Sims, 2007-11

### FREE THROW ATTEMPTS

**Game:** 26 John Pyecha vs. Barton, Feb. 9, 1955  
**Season:** 307 John Pyecha, 1954-55  
**Career:** 671 Wayne Duncan, 1961-65

### FREE THROW PERCENTAGE

**Game:** 1.000 (13-13)  
Darryl Robinson vs. The Citadel, Jan. 21, 1978  
**Season:** .951 (175-184) Donald Sims, 2009-10  
**Career:** .892 (545-611) Donald Sims, 2007-11

### REBOUNDS

**Game:** 24 Larry Dudas vs. UNCW, Feb. 26, 1972  
Tony Searcy vs. High Point, Feb. 20, 1978  
**Season:** 359 Tony Searcy, 1977-78  
**Career:** 1,108 Wayne Duncan, 1961-65

### ASSISTS

**Game:** 14  
Tyson Patterson vs. Lees-McRae, Nov. 27, 1999  
**Season:** 218 Tyson Patterson, 1999-00  
**Career:** 638 Tyson Patterson, 1996-00

### STEALS

**Game:** 9 D.J. Thompson vs. UNCG, Feb. 22, 2007  
**Season:** 87 Tyson Patterson, 1999-00  
**Career:** 293 D.J. Thompson, 2003-07

### BLOCKS

**Game:** 8 Jeremy Clayton vs. UTC, Jan. 17, 2008  
Ricky Nedd vs. Tenn. Tech, Dec. 6, 1993  
Justin Abson vs. JMU, Jan. 27, 2024  
**Season:** 96 Justin Abson, 2023-24  
**Career:** 220 Jeremy Clayton, 2004-08

### SCORING AVERAGE

**Season:** 26.6 Dave Abernathy, 1955-56  
**Career:** 21.0 John Pyecha, 1951-55

### REBOUNDING AVERAGE

**Season:** 14.7 John Pyecha, 1951-52  
**Career:** 11.2 Wayne Duncan, 1961-65

## SINGLE-GAME SCORING LEADERS

Pts.	Player	Opponent	Date	Pts.	Player	Opponent	Date	
1.	56	Stan Davis	vs. Carson-Newman	Jan. 24, 1974	34	Wayne Duncan	vs. Newberry	
2.	50	John Pyecha	vs. Western Carolina	Jan. 12, 1955	34	Stan Davis	vs. Lenoir-Rhyne	
3.	49	John Pyecha	vs. Barton	Feb. 9, 1955	34	Shawn Hall	vs. Gardner Webb	
4.	47	Ronshad Shabazz	at ULM	Feb. 28, 2019	37.	33	John Pyecha	vs. Catawba
5.	44	Donald Sims	vs. Davidson	Jan. 9, 2010	33	Dave Abernathy	vs. Catawba	
6.	43	Junior Braswell	vs. Davidson	Feb. 22, 1997	33	Renaldo Lawrence	vs. Clemson	
7.	42	John Pyecha	vs. High Point	Feb. 12, 1955	33	Steve Spurlock	vs. East Carolina	
8.	41	Stan Davis	vs. Georgia Southern	Jan. 20, 1973	33	Chad McClendon	vs. VMI	
	41	Billy Ross	vs. Marshall	Jan. 6, 1993	33	Kareem Livingston	vs. Marshall	
10.	40	Wayne Duncan	vs. Barton	Jan. 25, 1965	33	Shawn Hall	vs. Charlotte	
	40	Donald Sims	at Mississippi State	Nov. 19, 2010	33	D.J. Thompson	vs. Ga. Southern	
12.	39	Billy Ross	vs. Chattanooga	Feb. 7, 1993	33	Tab Hamilton	at Presbyterian	
	39	Adrian Delph	vs. Delaware	Nov. 22, 2021	33	Ronshad Shabazz	vs. UT Arlington	
14.	38	John Pyecha	vs. King	Jan. 26, 1955	47.	32	John Pyecha	vs. Milligan
	38	Frank Eaves	vs. Hofstra	Dec. 6, 2015	32	Dave Abernathy	vs. Catawba	
16.	37	Preston Williams	vs. Pfeiffer	Dec. 1, 1968	32	Dave Abernathy	vs. Elon	
	37	Shawn Hall	vs. ETSU	Jan. 6, 2003	32	John Thomas	vs. ETSU	
	37	Kellen Brand	vs. Charleston	March 7, 2010	32	Calvin Bowser	vs. East Carolina	
	37	Frank Eaves	vs. Georgia Southern	Jan. 25, 2016	32	Billy Ross	vs. Davidson	
	37	Ronshad Shabazz	vs. Ball State	Nov. 18, 2018	32	Nod Carter	vs. Nebraska	
21.	36	Don King	vs. High Point	Feb. 13, 1960	32	D.J. Thompson	at Ga. Southern	
	36	Wayne Duncan	vs. Belmont Abbey	Dec. 12, 1963	32	D.J. Thompson	vs. UNCG	
	36	Allan Price	vs. Newberry	Jan. 7, 1969	32	Donald Sims	vs. Coll. of Charleston	
	36	Steve Spurlock	vs. Charlotte	Dec. 5, 1990	32	Justin Forrest	vs. Iowa State	
	36	Chad McClendon	vs. Western Carolina	Jan. 30, 1995	32	Ronshad Shabazz	vs. Iowa State	
	36	Junior Braswell	vs. The Citadel	Feb. 29, 1996	32	Ronshad Shabazz	at Arkansas State	
	36	Ronshad Shabazz	at Georgia Southern	Jan. 21, 2017	32	Justin Forrest	vs. ULM	
	36	Justin Forrest	at James Madison	Nov. 22, 2017	32	Justin Forrest	at ULM	
29.	35	Dave Abernathy	vs. High Point	Jan. 7, 1956	32	Justin Forrest	at South Alabama	
	35	Ron Coker	vs. Voorhees	Dec. 1, 1969	32	O'Shown Williams	vs. South Alabama	
	35	Noah Brown	at Chattanooga	Jan. 12, 2004	32	Michael Almonacy	vs. Georgia State	
	35	Donald Sims	vs. Chattanooga	Feb. 26, 2009				
	35	Omar Carter	at Tulsa	Nov. 12, 2010				

**SINGLE-SEASON SCORING LEADERS (500-PT CLUB)**

	Pts.	Player	FG (3FG)	FT	Year
1.	754	Donald Sims	228 (123)	175	2009-10
2.	683	Billy Ross	232 (93)	126	1992-93
3.	652	Donald Sims	198 (78)	178	2010-11
4.	630	John Pyecha	200	230	1954-55
5.	609	Ronshad Shabazz	206 (80)	117	2017-18
6.	602	Adrian Delph	208 (105)	81	2021-22
6.	591	Allan Price	230	131	1968-69
7.	586	Ronshad Shabazz	203 (79)	101	2018-19
8.	585	Stan Davis	241	103	1972-73
9.	573	Shawn Hall	189 (103)	92	2002-03
10.	572	D.J. Thompson	175 (98)	124	2005-06
11.	567	Junior Braswell	193 (78)	103	1996-97
12.	558	Dave Abernathy	208	142	1955-56
13.	553	Justin Forrest	173 (66)	141	2019-20
14.	533	Chad McClendon	206	121	1992-93
15.	524	Dave Abernathy	197	130	1956-57
16.	525	Rufus Leach	176 (103)	70	1999-00
17.	520	Steve Spurlock	204 (11)	101	1990-91
18.	514	D.J. Thompson	153 (82)	126	2006-07
19.	511	Don King	201	109	1958-59
20.	509	James Wilcox	192	125	1965-66
21.	505	Omar Carter	184 (38)	99	2010-11
22.	502	Don King	192	118	1959-60
23.	502	Ronshad Shabazz	176 (66)	84	2016-17

**CAREER SCORING AVERAGE**

1.	21.0	John Pyecha.....	1951-55
2.	20.4	Stan Davis .....	1971-74
3.	19.6	Dave Abernathy .....	1954-57
4.	17.7	Preston Williams.....	1968-69
5.	17.5	Wayne Duncan.....	1962-65
6.	17.4	Don King.....	1958-61
7.	17.1	Allan Price.....	1966-69
8.	16.8	Donald Sims.....	2007-11
9.	16.4	Rufus Leach.....	1999-00
10.	16.4	Ronshad Shabazz.....	2015-19

**SINGLE-SEASON SCORING AVERAGE**

1.	26.6	Dave Abernathy .....	1955-56
2.	26.3	John Pyecha.....	1954-55
3.	24.4	Billy Ross .....	1992-93
4.	22.5	Stan Davis.....	1972-73
5.	21.9	Allan Price.....	1968-69
6.	21.8	Dave Abernathy .....	1956-57
7.	21.3	Don King .....	1958-59
8.	21.2	Stan Davis.....	1973-74
9.	21.0	Donald Sims.....	2010-11
10.	20.5	Shawn Hall.....	2002-03

**CAREER SCORING LEADERS (1,000-POINT CLUB)**

	Pts.	Player	Years	Games	FG-FGA	Pct.	3FG-FGA	Pct.	FT-FTA	Pct.	Avg.
1.	2,185	Donald Sims	2007-11	130	641-1477	.434	358-883	.405	545-611	.892	16.8
2.	2,093	Justin Forrest	2017-22	153	659-1778	.371	280-904	.310	495-680	.728	14.0
3.	2,067	Ronshad Shabazz	2015-19	126	712-1737	.410	269-764	.352	374-517	.723	16.4
4.	1,794	Don King	1958-61	100	700-1467	.477	—	—	394-528	.746	17.9
5.	1,744	Dave Abernathy	1954-57	89	655-1432	.457	—	—	434-600	.658	19.6
6.	1,734	Wayne Duncan	1961-65	99	606-1383	.438	—	—	522-671	.778	17.5
7.	1,656	Billy Ross	1990-93	117	593-1336	.444	211-543	.389	259-366	.708	14.2
8.	1,631	Darryl Robinson	1976-79	111	638-1281	.498	—	—	355-474	.749	14.7
9.	1,599	D.J. Thompson	2003-06	123	493-1267	.389	270-702	.385	343-457	.751	13.0
10.	1,593	Rick Howe	1958-61	101	608-1285	.473	—	—	377-490	.769	15.8
11.	1,531	Donovan Gregory	2019-24	150	566-1199	.472	25-78	.321	374-506	.739	10.2
12.	1,509	Stan Davis	1972-74	74	623-1371	.454	—	—	263-346	.760	20.4
13.	1,494	Charles Payton	1979-82	112	560-958	.585	—	—	374-554	.675	13.3
14.	1,468	Chad McClendon	1992-95	113	558-1032	.541	0-5	.000	352-483	.729	13.0
15.	1,443	Walter Anderson	1977-80	109	574-1266	.454	—	—	295-407	.725	13.2
16.	1,423	Adrian Delph	2018-22	124	505-1223	.413	241-667	.361	172-234	.735	11.5
17.	1,422	Allan Price	1967-69	83	547-1071	.511	—	—	328-435	.754	17.1
18.	1,411	Kellen Brand	2006-10	131	478-1028	.465	155-400	.388	300-390	.769	10.8
19.	1,345	Kareem Livingston	1994-98	114	522-873	.598	0-1	.000	301-462	.652	11.8
20.	1,340	Junior Braswell	1994-97	112	450-1064	.423	172-466	.369	268-343	.781	12.0
21.	1,327	Rodney Peel	1988-92	116	439-1082	.406	229-654	.350	220-290	.759	11.4
22.	1,288	Tige Darner	1994-98	114	444-991	.448	170-436	.390	220-347	.634	11.3
23.	1,283	Steve Spurlock	1990-92	86	506-1005	.504	18-56	.321	253-362	.699	14.9
24.	1,266	Sam Gibson	1988-90	86	523-906	.577	0-1	.000	220-356	.618	14.7
25.	1,250	Kemp Phillips	1987-90	107	347-773	.449	189-437	.433	367-457	.803	11.7
26.	1,222	Tyson Patterson	1997-00	118	436-1038	.420	59-186	.317	281-430	.653	10.4
27.	1,211	Frank Eaves	2012-16	96	357-958	.373	163-466	.350	334-417	.801	12.6
28.	1,166	Noah Brown	2001-05	119	379-1025	.340	24-648	.330	174-284	.683	9.8
29.	1,155	John Pyecha	1952-55	55	395-736	.537	—	—	365-510	.716	21.0
	1,155	John Fitch	1979-82	111	493-986	.500	11-34	.393	158-202	.782	10.4
31.	1,132	Wade Capehart	1981-85	111	451-842	.536	3-12	.250	227-311	.730	10.2
32.	1,114	Danny Beauchamp	1966-68	77	425-948	.448	—	—	264-341	.774	14.5
33.	1,088	Isaac Johnson	2016-20	124	376-779	.483	43-178	.242	293-464	.631	8.8
34.	1,070	Mel Hubbard	1975-79	104	435-845	.515	—	—	200-353	.567	10.3
35.	1,044	Chris McFarland	2001-05	132	395-891	.443	56-158	.354	198-267	.742	7.9
36.	1,038	Rod Davis	1983-86	113	395-726	.544	—	—	248-367	.676	9.2



## FIELD GOALS MADE

		GAME	
1.	25	Stan Davis vs. Carson-Newman	Jan. 24, 1974
		SEASON	
1.	241	Stan Davis .....	1972-73
2.	232	Billy Ross .....	1992-93
3.	230	Allan Price .....	1968-69
4.	228	Donald Sims .....	2009-10
5.	207	Preston Williams .....	1968-69
	207	Stan Davis .....	1973-74
7.	206	Chad McClendon .....	1994-95
	206	Ronshad Shabazz .....	2017-18
9.	204	Steve Spurlock .....	1990-91
10.	203	Ronshad Shabazz .....	2018-19
		CAREER	
1.	712	Ronshad Shabazz .....	2015-19
2.	700	Don King .....	1958-61
3.	655	Dave Abernathy .....	1954-57
4.	641	Donald Sims .....	2007-11
5.	638	Darryl Robinson .....	1976-79
6.	623	Stan Davis .....	1972-74
7.	608	Rick Howe .....	1958-61
8.	606	Wayne Duncan .....	1961-65
9.	593	Billy Ross .....	1990-93
10.	585	Kareem Livingston .....	1994-98

## FIELD GOALS ATTEMPTED

		GAME	
1.	42	Stan Davis vs. Carson-Newman	Jan. 24, 1974
		SEASON	
1.	546	Stan Davis .....	1972-73
2.	536	Billy Ross .....	1992-93
3.	521	Shawn Hall .....	2002-03
4.	515	Ronshad Shabazz .....	2017-18
5.	499	Donald Sims .....	2009-10
6.	465	Preston Williams .....	1968-69
7.	464	Allan Price .....	1968-69
8.	460	Ronshad Shabazz .....	2018-19
9.	458	D.J. Thompson .....	2005-06
10.	448	Justin Forrest .....	2019-20
		CAREER	
1.	1,737	Ronshad Shabazz .....	2015-19
2.	1,519	Justin Forrest .....	2017-2022
3.	1,477	Donald Sims .....	2007-11
4.	1,467	Don King .....	1958-61
5.	1,432	Dave Abernathy .....	1954-57
6.	1,383	Wayne Duncan .....	1961-65
7.	1,371	Stan Davis .....	1972-74
8.	1,336	Billy Ross .....	1989-93
9.	1,285	Rick Howe .....	1958-61
10.	1,281	Darryl Robinson .....	1976-79

## FIELD GOAL PERCENTAGE


		GAME (MIN. 10 ATTEMPTS)	
1.	1.000 (12-12)	Tyson Patterson at W. Carolina	Jan. 24, 2000
2.	.909 (10-11)	Donovan Gregory vs. Toledo	Feb. 10, 2024
3.	.900 (9-10)	Chris McFarland at UNCG	Feb. 17, 2024
	.900 (9-10)	Donovan Gregory at Queens	Dec. 13, 2024
3.	.899 (15-17)	Renaldo Lawrence at Clemson	Dec. 17, 1977
4.	.857 (12-14)	Alvin Gentry vs. Lenoir-Rhyne	Feb. 16, 1974

## SEASON (MIN. 130 ATTEMPTS)

1.	.699 (137-196)	Ricky Nedd .....	1990-91
2.	.687 (92-134)	Ricky Nedd .....	1991-92
3.	.673 (99-147)	Ricky Nedd .....	1993-94
4.	.663 (178-281)	Charles Payton .....	1980-81
5.	.651 (142-218)	Josh Shehan .....	2000-01
6.	.644 (87-135)	Isaac Butts .....	2011-12
7.	.642 (122-190)	Donte Minter .....	2006-07
8.	.637 (130-204)	Kareem Livingston .....	1997-98
9.	.629 (88-140)	Jonathan Mitchell .....	2002-03
10.	.628 (145-231)	Kareem Livingston .....	1997-98

## CAREER (MIN. 400 ATTEMPTS)

1.	.690 (412-597)	Ricky Nedd .....	1990-94
2.	.614 (286-466)	Donte Minter .....	2006-07
3.	.603 (365-605)	Isaac Butts .....	2007-12
4.	.598 (522-873)	Kareem Livingston .....	1994-98
5.	.591 (366-619)	Josh Shehan .....	1999-03
6.	.585 (560-958)	Charles Payton .....	1979-82
7.	.580 (244-421)	Cedrick Holmes .....	1998-00
8.	.577 (523-906)	Sam Gibson .....	1988-90
9.	.568 (406-715)	Jeremy Clayton .....	2004-07



Ricky Nedd

**3-POINT FIELD GOALS MADE**


GAME			SEASON			CAREER					
1.	10	Nate Cranford at Chattanooga	Jan. 6, 2007	1.	123	Donald Sims	2009-10	1.	358	Donald Sims	2007-11
	10	Ronshad Shabazz at ULM	Feb. 28, 2019	2.	103	Rufus Leach	1999-2000	2.	270	D.J. Thompson	2003-06
	10	O'Showen Williams vs. South Alabama	Feb. 20, 2020		103	Shawn Hall	2002-03	3.	269	Ronshad Shabazz	2015-19
4.	9	Noah Brown at Chattanooga	Jan. 12, 2004	4.	98	D.J. Thompson	2005-06	4.	244	Justin Forrest	2017-Pres.
	9	Donald Sims vs. Chattanooga	Feb. 26, 2009	5.	93	Billy Ross	1992-93	5.	229	Rodney Peel	1987-92
	9	Frank Eaves vs. Georgia Southern	Jan. 25, 2016	6.	90	Donald Sims	2008-09	6.	214	Noah Brown	2000-05
7.	8	John Braswell vs. The Citadel	Feb. 29, 1996	7.	84	Nate Cranford	2006-07	7.	211	Billy Ross	1989-93
	8	Tige Darner vs. Davidson	Jan. 20, 1997	8.	83	Frank Eaves	2015-16	8.	209	Nate Cranford	2002-06
	8	Rufus Leach at Oklahoma State	Nov. 19, 1999	9.	82	D.J. Thompson	2006-07	9.	189	Kemp Phillips	1986-90
	8	Rufus Leach vs. ETSU	Jan. 10, 2000	10.	81	Rodney Peel	1988-89	10.	172	Junior Braswell	1993-97
	8	Shawn Hall vs. Charlotte	Nov. 25, 2002								
	8	Nate Cranford vs. The Citadel	Jan. 27, 2007								
	8	Frank Eaves vs. Georgia State	Jan. 17, 2015								
	8	Ronshad Shabazz vs. UT Arlington	Jan. 28, 2017								
	8	Terence Harcum at Old Dominion	Jan. 21, 2023								

**3-POINT FIELD GOALS ATTEMPTED**

GAME			SEASON			CAREER					
1.	20	Donald Sims at Mississippi State	Nov. 19, 2010	1.	309	Shawn Hall	2002-03	1.	904	Justin Forrest	2017-2022
	20	O'Showen Williams vs. South Alabama	Feb. 20, 2020	2.	288	Donald Sims	2009-10	2.	883	Donald Sims	2007-11
3.	19	Shawn Hall vs. Davidson	Feb. 22, 2003	3.	257	D.J. Thompson	2005-06	3.	764	Ronshad Shabazz	2015-19
4.	17	Ronshad Shabazz at ULM	Feb. 28, 2019	4.	241	Rufus Leach	1999-2000	4.	702	D.J. Thompson	2003-06
5.	16	Tab Hamilton at Presbyterian	Dec. 18, 2013	5.	233	Ronshad Shabazz	2017-18	5.	654	Rodney Peel	1987-92
	16	Donald Sims vs. Chattanooga	Feb. 26, 2009	6.	230	Billy Ross	1992-93	6.	648	Noah Brown	2000-04
	16	Frank Eaves vs. Georgia Southern	Jan. 25, 2016	7.	228	Noah Brown	2003-04	7.	608	Justin Forrest	2017-Pres.
8.	15	Rufus Leach at Oklahoma St.	Nov. 19, 1999	8.	221	Donald Sims	2008-09	8.	564	Nate Cranford	2002-06
	15	Donald Sims at Chattanooga	Jan. 30, 2010	9.	220	Donald Sims	2010-11	9.	543	Billy Ross	1989-93
	15	Donald Sims vs. Chattanooga	Feb. 28, 2010	10.	218	D.J. Thompson	2006-07	10.	466	Junior Braswell	1993-97
	15	Frank Eaves vs. Mercer	Nov. 27, 2015		218	Justin Forrest	2019-20		466	Frank Eaves	2015-16

**3-POINT FIELD GOAL PERCENTAGE**

GAME (MIN. 5 ATTEMPTS)			SEASON (MIN. 1.5 ATTEMPTS PER GAME)				
1.	1.000 (5-5)	Kemp Phillips vs. Davidson	Jan. 22, 1990	1.	.479 (45-94)	Kemp Phillips	1986-87
	1.000 (5-5)	Matt McMahon at Wofford	Jan. 11, 1999	2.	.475 (75-158)	Ed Ward	1990-91
	1.000 (5-5)	Tyson Patterson at W. Carolina	Jan. 24, 2000	3.	.464 (49-97)	Ryann Abraham	2007-08
	1.000 (5-5)	D. McLaughlin-Williams at Tenn.	Dec. 6, 2005	4.	.455 (46-101)	Tige Darner	1995-96
	1.000 (5-5)	Kellen Brand at Charlotte	Nov. 12, 2007	5.	.454 (60-132)	Matt McMahon	1998-99
	1.000 (5-5)	Donald Sims vs. Milligan	Dec. 30, 2008	6.	.451 (60-133)	Kemp Phillips	1987-88
7.	.909 (10-11)	Nate Cranford at Chattanooga	Jan. 6, 2007	7.	.449 (22-49)	Darryl Person	1987-88
8.	.857 (6-7)	Kemp Phillips vs. The Citadel	Feb. 2, 1988	8.	.448 (26-58)	Shawn Alexander	1998-99
	.857 (6-7)	Graham Bunn at Chattanooga	Jan. 18, 2003	9.	.445 (57-128)	Billy Ross	1991-92
<b>10.</b>	<b>.800 (4-5)</b>	<b>CJ Huntley at Georgia State</b>	<b>Feb. 22, 2023</b>	10.	.444 (71-160)	William Cook	1993-94



CAREER (MIN. 125 ATTEMPTS)			
1.	.445 (65-146)	Graham Bunn	2001-03
2.	.433 (189-437)	Kemp Phillips	1986-90
3.	.427 (103-241)	Rufus Leach	1999-2000
4.	.419 (113-270)	Ed Ward	1987-91
5.	.415 (68-164)	Shawn Alexander	1998-2001
6.	.405 (358-883)	Donald Sims	2007-11
7.	.400 (68-170)	Darryl Person	1986-88
8.	.399 (79-198)	Bennett Holley	2015-19
9.	.390 (170-436)	Tige Darner	1995-98
10.	.389 (211-543)	Billy Ross	1989-93



## ASSISTS


GAME		
1.	14	Tyson Patterson vs. Lees-McRae Nov. 27, 1999
2.	13	Junior Braswell vs. VMI Feb. 24, 1996
	13	Graham Bunn vs. ETSU Jan. 6, 2003
4.	12	Tyson Patterson vs. Chattanooga Jan. 29, 2000
	12	Tyson Patterson vs. Georgia Southern Jan. 8, 2000
	12	Tyson Patterson vs. Pfeiffer Nov. 29, 1999
	12	Ed Ward vs. East Carolina Dec. 8, 1990
	12	Kevin Brown vs. Wofford Dec. 7, 1977
9.	11	Tyson Patterson vs. VMI Jan. 17, 2000
	11	Tyson Patterson vs. Winthrop Dec. 20, 1998
	11	Tyson Patterson vs. VMI Feb. 21, 1998
	11	Jeff Williams vs. Western Carolina March 4, 1993
	11	Stan Davis vs. Furman March 1, 1973
	11	D.J. Thompson vs. College of Charleston Jan. 29, 2007
	11	Demetrius Scott vs. The Citadel Jan. 27, 2007

## SEASON

1.	218	Tyson Patterson.....	1999-2000
2.	163	D.J. Thompson.....	2006-07
3.	159	Tyson Patterson.....	1997-98
4.	154	Tyson Patterson.....	1998-99
5.	153	Kemp Phillips.....	1989-90
6.	147	Jonathan Butler.....	2000-01
7.	140	Graham Bunn.....	2002-03
8.	138	Junior Braswell.....	1995-96
9.	135	D.J. Thompson.....	2004-05
10.	134	Lynwood Robinson.....	1984-85

## CAREER

1.	638	Tyson Patterson.....	1996-00
2.	508	D.J. Thompson.....	2003-06
3.	442	Kemp Phillips.....	1986-90
4.	420	Junior Braswell.....	1993-97
5.	409	Donovan Gregory.....	2019-24
6.	373	Rodney Peel.....	1987-92
7.	368	Justin Forrest.....	2017-22
8.	346	Donald Sims.....	2007-11
9.	311	Ricky Nedd.....	1990-94
10.	307	Walter Anderson.....	1976-80



Tyson Patterson

## STEALS

GAME		
1.	9	D.J. Thompson vs. UNCG Feb. 22, 2007
2.	8	Tyson Patterson vs. Lees-McRae Nov. 27, 1999
	8	Justin Forrest vs. Little Rock Jan. 18, 2020
	8	Donovan Gregory vs. Coastal Carolina Mar. 7, 2021
5.	7	Rodney Peel vs. Wofford Feb. 14, 1990
	7	Tyson Patterson vs. VMI Feb. 23, 1999
	7	Matt Jones vs. Davidson Feb. 22, 2003
	7	Corwin Davis at SMU Dec. 18, 2003
	7	D.J. Thompson vs. Chattanooga Feb. 12, 2005
	7	D.J. Thompson vs. ETSU Jan. 5, 2005
	7	Eduardo Bermudez vs. Charlotte Nov. 19, 2008
	7	Nathan Healy vs. Western Carolina Feb. 2, 2013

## SEASON

1.	87	Tyson Patterson.....	1999-00
2.	85	D.J. Thompson.....	2006-07
3.	81	D.J. Thompson.....	2005-06
	81	D.J. Thompson.....	2004-05
5.	75	Rodney Peel.....	1989-90
	75	Tyson Patterson.....	1998-99
7.	63	Marshall Phillips.....	1998-99
8.	62	Rodney Peel.....	1991-92
9.	60	Matt Jones.....	2002-03
10.	59	Nathan Healy.....	2012-13

## CAREER

1.	293	D.J. Thompson.....	2003-06
2.	247	Tyson Patterson.....	1996-00
3.	237	Rodney Peel.....	1987-92
4.	194	Donovan Gregory.....	2019-24
5.	191	Justin Forrest.....	2017-22
6.	155	Kemp Phillips.....	1986-90
7.	152	Ricky Nedd.....	1990-94
8.	137	Junior Braswell.....	1993-97
9.	135	Isaac Johnson.....	2016-20
10.	133	Chris McFarland.....	2001-05



D.J. Thompson

**REBOUNDS**


		<b>GAME</b>	
1.	24	Larry Dudas vs. UNC Wilmington	Feb. 26, 1972
	24	Tony Searcy vs. High Point	Feb. 20, 1978
3.	23	Wayne Duncan vs. Barton	Feb. 1, 1964
	23	Tony Searcy vs. The Citadel	Feb. 25, 1978
5.	22	John Pyecha vs. Catawba	Jan. 19, 1952
6.	21	Tony Searcy vs. ETSU	Jan. 26, 1978
7.	20	John Pyecha vs. Milligan	Dec. 4, 1954
8.	19	Joe Hunt vs. High Point	Jan. 26, 1952
	19	Joe Hunt vs. Lenoir-Rhyne	Feb. 2, 1952
	19	John Pyecha vs. Erskine	Feb. 19, 1952
	19	Joe Hunt vs. Erskine	Feb. 19, 1952
	19	John Pyecha vs. Catawba	Feb. 23, 1952
	19	Dave Abernathy vs. Guilford	Jan. 7, 1954
	19	John Pyecha vs. East Carolina	Dec. 17, 1954
	19	Chad McClendon vs. Western Carolina	Jan. 27, 1993
	19	Chad McClendon vs. VMI	Feb. 25, 1995
	19	Isaac Butts at Georgia Southern	Feb. 2, 2009

**SEASON**

1.	359	Tony Searcy.....	1977-78
2.	352	John Pyecha.....	1951-52
3.	351	Allan Price.....	1968-69
4.	350	Rick Howe.....	1959-60
	350	Rick Howe.....	1960-61
6.	327	Joe Hunt.....	1951-52
7.	318	John Pyecha.....	1954-55
8.	310	Charles Payton.....	1980-81
9.	301	Isaac Butts.....	2009-10
	301	Tre'Von Spillers.....	2023-24
10.	293	Chad McClendon.....	1994-95

**CAREER**

1.	1,108	Wayne Duncan.....	1961-65
2.	1,097	Rick Howe.....	1958-61
3.	977	Isaac Johnson.....	2016-20
4.	974	Charles Payton.....	1978-82
5.	926	Mel Hubbard.....	1975-79
6.	860	Bob Campbell.....	1953-56
7.	855	Allan Price.....	1966-69
8.	840	Chad McClendon.....	1991-95
9.	805	Isaac Butts.....	2007-12
10.	783	Dave Abernathy.....	1954-57



*Chad McClendon*

**REBOUNDING AVERAGE**

**SEASON**

1.	14.7	John Pyecha.....	1951-52
2.	14.5	John Pyecha.....	1954-55
3.	13.6	Joe Hunt.....	1951-52
4.	13.5	Rick Howe.....	1959-60
5.	13.0	Rick Howe.....	1960-61
	13.0	Allan Price.....	1968-69
7.	12.8	Tony Searcy.....	1977-78
8.	11.1	Erwin Hill.....	1972-73
9.	10.7	Charles Payton.....	1980-81
10.	10.1	Darryl Gibson.....	1968-69
	10.1	Chad McClendon.....	1994-95

**CAREER (MIN. 50 GAMES)**

1.	11.2	Wayne Duncan.....	1961-65
2.	10.9	Rick Howe.....	1958-61
3.	10.3	Allan Price.....	1967-69
4.	9.8	Bob Campbell.....	1953-56
	9.8	Darryl Gibson.....	1968-70
6.	8.9	Mel Hubbard.....	1976-79
7.	8.8	Dave Abernathy.....	1954-57
8.	8.7	Charles Payton.....	1978-82
9.	8.5	Erwin Hill.....	1971-73
	8.5	Dale Roberts.....	1982-84



*Mel Hubbard*



## BLOCKS

		GAME	
1.	8	Jeremy Clayton vs. Chattanooga	Jan. 17, 2008
	8	Ricky Nedd vs. Tennessee Tech	Dec. 6, 1993
	8	Justin Abson vs. JMU	Jan. 27, 2024
4.	7	Justin Abson at Georgia State	Feb. 1, 2024
	7	Justin Abson vs. Georgia Southern	March 9, 2024
6.	6	Justin Abson at Oregon State	Nov. 14, 2023
	6	Justin Abson vs. Central Penn.	Dec. 5, 2023
	6	Justin Abson vs. Toledo	Feb. 10, 2024
	6	Steve Spurlock vs. East Carolina	Dec. 8, 1990
	6	Steve Spurlock vs. S.W. Louisiana	Dec. 12, 1990
	6	Ricky Nedd vs. Chattanooga	Feb. 18, 1991
	6	Ricky Nedd vs. ETSU	March 5, 1993
	6	Ricky Nedd vs. Wingate	Feb. 11, 1993
	6	Josh Grover vs. Milligan	Nov. 30, 1996
	6	Kareem Livingston vs. VMI	Jan. 10, 1998

## SEASON

1.	96	Justin Abson	2023-24
2.	75	Jeremy Clayton	2007-08
3.	70	Justin Abson	2022-23
4.	67	Ricky Nedd	1992-93
5.	56	Steve Spurlock	1990-91
6.	55	Jeremy Clayton	2006-07
7.	54	Ricky Nedd	1990-91
	54	Jacob Lawson	2015-16
9.	53	Ricky Nedd	1993-94
10.	52	Jeremy Clayton	2005-06
11.	50	Jonathan Mitchell	2002-03

## CAREER

1.	220	Jeremy Clayton	2004-08
2.	193	Ricky Nedd	1990-94
3.	166	Justin Abson	2022-24
4.	165	Kareem Livingston	1994-98
5.	160	Andre Williamson	2008-12
6.	121	Tyrell Johnson	2015-19
7.	118	Steve Spurlock	1989-92
8.	105	Sam Gibson	1987-90
9.	96	Isaac Butts	2007-12
10.	95	Chris McFarland	2001-05
11.	82	Jacob Lawson	2014-16



Jeremy Clayton

## GAMES PLAYED

### SEASON

1.	37	Ryann Abraham	2009-10
	37	Jeremi Booth	2009-10
	37	Kellen Brand	2009-10
	37	Isaac Butts	2009-10
	37	Josh Hunter	2009-10
	37	Donald Sims	2009-10
	37	Andre Williamson	2009-10
8.	34	Nathan Healy	2009-10
	34	Marcus Wright	2009-10
	34	Five Players	2023-24
10.	33	Donovan Gregory	2023-24
	33	Xavion Brown	2023-24
	33	Five Players	2006-07
	33	Seven Players	2017-18

### CAREER

1.	153	Justin Forrest	2017-22
2.	150	Donovan Gregory	2019-24
3.	131	Kellen Brand	2006-10
4.	130	Donald Sims	2007-11
5.	127	Adrian Delph	2018-22
6.	126	Andre Williamson	2008-12
	126	Ronshad Shabazz	2015-19
	126	Nathan Healy	2009-13
9.	124	Tyrell Johnson	2015-19
	124	Isaac Johnson	2016-20
11.	123	D.J. Thompson	2003-06
	123	Jeremi Booth	2006-11
13.	122	Griffin Kinney	2014-18
	<b>122</b>	<b>CJ Huntley</b>	<b>2020-Pres.</b>

## STARTS

### CAREER

1.	126	Donovan Gregory	2019-24
2.	124	Justin Forrest	2017-22
	124	Ronshad Shabazz	2015-19
4.	107	Adrian Delph	2018-22
5.	102	Donald Sims	2007-11
6.	99	Kellen Brand	2006-10
	99	Isaac Johnson	2016-20
8.	98	D.J. Thompson	2003-06
	91	Tyrell Johnson	2015-19



Josh Shehan



**MOST POINTS**

**GAME**

App State 142, vs. Warren Wilson ..... Nov. 7, 2022  
 Opponent 130, N.C. State.....Nov. 27, 1972

**SEASON**

App State 2,766 .....2009-10  
 Opponent 2,567 .....2009-10

**SEASON AVERAGE**

App State 83.9 .....2002-03  
 Opponent 89.8 .....1972-73

**IN A LOSS**

App State 102, vs. UNC Wilmington ..... Jan. 4, 1969  
 Opponent 104, Toledo ..... Feb. 10, 2024

**FEWEST POINTS • ALL-TIME**

**GAME**

App State 11, vs. Campbell ..... 1927-28  
 Opponent 7, Mountain City ..... 1925-26

**SEASON**

App State 333 ..... 1943-44  
 Opponent 400 ..... 1943-44

**IN A WIN**

App State 18, at Catawba ..... 1929-30  
 18, at Johnson Bible ..... 1929-30  
 Opponent 15, Lenior-Rhyne ..... 1919-20

**FEWEST POINTS • SINCE 1959-60**

**GAME**

App State 37, at Marquette ..... Dec. 19, 1996  
 37, at Wake Forest ..... Jan. 7, 1986  
 37, vs. Oregon State ..... Nov. 24, 2000  
 37, at Virginia Tech ..... Dec. 11, 2006  
 Opponent 32, Presbyterian ..... Nov. 30, 1965  
 32, Regent ..... Dec. 17, 2022

**SEASON**

App State 1,607 ..... 1982-83  
 Opponent 1,603 ..... 1964-65

**SEASON AVERAGE**

App State 61.5 ..... 1979-80  
 Opponent 62.9 ..... 1979-80

**IN A WIN**

App State 49, vs. Davidson ..... Jan. 25, 1977  
 Opponent 43, Milligan ..... Jan. 8, 1983

**MOST COMBINED POINTS**

**GAME**

216, vs Warren Wilson (APP 142, WW 74), Nov. 7, 2022  
 214, vs. Furman (FU 116, APP 98), Jan. 24, 1972  
 213, vs. Toledo (APP, 109, TOL 104), Feb. 10, 2024  
 212, vs. UNC Wilmington (UNCW 110, APP 102), Jan. 4, 1972

**SEASON**

5,333, 2009-10 (APP 2,766; Opponents 2,567)

**100-POINT GAMES**

**SEASON**

App State 5 1999-2000  
 Opponent 6 1972-73

**ALL-TIME**

App State 74 Last: 109 vs. Toledo, Feb. 10, 2024  
 Opponent 51 Last: 104 vs. Toledo, Feb. 10, 2024

**APP AT HOME**

App State 62 Last: 109 vs. Toledo, Feb. 10, 2024

**APP ON THE ROAD**

App State 10 Last: 101 at UNC Wilmington, Nov. 14, 2008

**NEUTRAL SITE**

App State 1 100 vs. VMI, March 2, 1991 in Asheville, N.C.  
 (SoCon Tournament)

**CONSECUTIVE 100-POINT GAMES**

App State 2	1951-52
2	1959-60
2	1984-85
2	1999-2000
2	2002-03
Opponent 2	1968-69
2 (twice)	1974-75



*Shawn Hall*



## MOST FIELD GOALS

### GAME

App State 50, Toccoa Falls (80 att.).....Nov. 11, 2017  
 Opponent 53, N.C. State (106 att.).....Nov. 27, 1972

### SEASON

App State 997 (2,100 att.).....2023-24  
 Opponent 963 (1,965 att.).....1972-73

## MOST FIELD GOAL ATTEMPTS

### GAME

App State 93, vs. Luther Rice (made 43).....Nov. 11, 1970  
 Opponent 106, N.C. State (made 53).....Nov. 27, 1972

### SEASON

App State 2,100 (made 997).....2023-24  
 Opponent 2,225 (made 865).....2023-24

## FIELD GOAL PERCENTAGE

### GAME

App State .727, at Little Rock (32-of-44).....Feb. 1, 2020  
 Opponent .723, Chattanooga (34-of-47).....March 6, 2003

### SEASON

App State .524 (736-of-1,404).....1980-81  
 Opponents .507 (922-of-1,818).....1974-75

## 3-POINT FIELD GOALS

### GAME

App State 20, Toccoa Falls (39 att.).....Nov. 17, 2017  
 Opponent 17, Charlotte (26 att.).....Nov. 25, 2002

### SEASON

App State 292 (2 times).....2017-18; 2018-19  
 Opponent 288 (840 att.).....2009-10

## 3-POINT FIELD GOALS ATTEMPTED

### GAME

App State 42 vs. The Citadel (14 made).....Feb. 3, 2005  
 Opponent 45, Charlotte (17 made).....Nov. 25, 2002

### SEASON

App State 860 (292 made).....2017-18  
 Opponent 840 (288 made).....2009-10

## 3-POINT FIELD GOAL PERCENTAGE

### GAME (MINIMUM 5 MADE)

App State .714, vs. ETSU (10-of-14).....Jan. 28, 1988  
 Opponent .786, Georgia Southern (11-of-14).....Jan. 18, 1997

### SEASON

App State .397 (279-703).....2009-10  
 Opponent .495 (50-101).....1982-83

## TURNOVERS

### GAME

App State 38, vs. Charlotte.....Dec. 5, 1990  
 Opponent 34, Erskine.....Nov. 20, 2004

### SEASON

App State 544.....2009-10  
 Opponents 577.....1999-2000

## MOST FREE THROWS

### GAME

App State 55, vs. Barton (63 att.).....Feb. 9, 1955  
 Opponent 47, at Georgia Southern (47 att.).....Jan. 21, 2017

### SEASON

App State 580 (758 att.).....1966-67  
 Opponent 526 (738 att.).....2008-09

## MOST FREE THROW ATTEMPTS

### GAME

App State 63 vs. Barton (made 55).....Feb. 9, 1955  
 Opponent —

### SEASON

App State 785 (made 579).....2009-10  
 Opponent 753 (made 522).....1971-72

## FREE THROW PERCENTAGE (MIN. 10 ATTEMPTS)

### GAME

App State .923 at Southern Miss (12-of-13).....Dec. 21, 2022  
 Opponent 1.000 at Western Carolina (17-of-17).....Jan. 15, 2011  
 2 times.....2019-20  
 1.000 at South Alabama (11-of-11).....Feb. 11, 2023

### SEASON

App State .765 (580-of-758).....1966-67  
 Opponent .745 (494-of-663).....1967-68

## REBOUNDS

### GAME

App State 85 vs. Milligan.....1951-52  
 Opponent —

### SEASON

App State 1,563.....1951-52  
 Opponent 1,273.....1992-93

### SEASON AVERAGE

App State 65.1 (24 games, 1,563 rebounds).....1951-52  
 Opponent 48.8 (26 games, 1,268 rebounds).....1992-93

## ASSISTS

### GAME

App State 32, vs. Chattanooga.....Feb. 13, 1978  
 Opponent 32, vs. Tennessee Wesleyan.....Dec. 30, 1999  
 32, North Carolina.....Jan. 17, 1998

### SEASON

App State 540.....1990-91  
 Opponent 507.....2009-10

## STEALS

### GAME

App State 24 vs. Lees-McRae.....Nov. 27, 1999  
 Opponent 24 vs. Liberty.....Dec. 1, 2001  
 26, Chattanooga.....March 6, 2003

### SEASON

App State 325.....1999-2000  
 Opponent 289.....1990-91

**BLOCKED SHOTS**

**GAME**

App State	16 vs. Central Penn.....	Dec. 5, 2023
Opponent	15, VMI.....	Feb. 10, 2003

**SEASON**

App State	230.....	2023-24
Opponents	124.....	2008-09

**GAMES PLAYED**

**MOST GAMES**

37.....	2009-10 (24-13)
---------	-----------------

**FEWEST GAMES**

7.....	1943-44 (0-7)
--------	---------------

**WINS**

**MOST WINS**

27.....	2023-24 (27-7)
---------	----------------

**FEWEST WINS**

0.....	1943-44 (0-7)
--------	---------------

**WINNING STREAKS**

**SEASON**

17.....	1939-40 (19-3)
---------	----------------

**OVER ONE OPPONENT**

18.....	vs. Barton
---------	------------

**WINNING PERCENTAGE**

**HIGHEST PERCENTAGE**

.880 (22-3).....	1940-41
------------------	---------

**LOWEST PERCENTAGE**

.000 (0-7).....	1943-44
-----------------	---------

**LOSSES**

**MOST LOSSES**

23 (3-23).....	1974-75
----------------	---------

**FEWEST LOSSES**

3 (19-3).....	1939-40
3 (22-3).....	1940-41
3 (11-3).....	1946-47

**LOSING STREAKS**

**SEASON**

12 (4-20).....	1956-57
12 (3-23).....	1974-75

**VERSUS ONE OPPONENT**

22.....	vs. Wake Forest
---------	-----------------

**VICTORY MARGIN**

**GAME**

App State	101, vs. Toccoa Falls (135-34).....	Nov. 17, 2017
Opponent	77, N.C. State (130-53).....	Nov. 27, 1972

**LARGEST CROWDS**

**GAME**

Home	8,564, vs. ETSU	Jan. 20, 1990
HCC	8,350, vs. Davidson	Jan. 12, 2009
Road	21,572, at North Carolina	Jan. 17, 1998
Neutral	17,421, vs. Bucknell (Lobo Invitational)	Dec. 28, 1996
	Albuquerque, N.M.	
Postseason	17,297 vs. Ohio State (NCAA Tournament)	Mar. 17, 2000
	Nashville, Tenn.	

**SEASON**

Home	69,030 (15 dates).....	1980-81
HCC	60,784 (15 dates).....	2023-24
All	144,433 (32 dates).....	1999-00

**SEASON AVERAGE**

Home	5,111 (13 dates).....	1977-78
HCC	4,052 (15 dates).....	2023-24
All	5,031 (28 dates).....	1977-78





## INDIVIDUAL GAME RECORDS

### POINTS

App State	56	Stan Davis vs. Carson-Newman ...Jan. 24, 1974
Opponent	38	Stephen Curry, Davidson .....Nov. 26, 2007
	38	Erick Neal, UT Arlington .....Feb. 1, 2017

### FIELD GOALS

App State	25	Stan Davis vs. Carson-Newman ...Jan. 24, 1974
Opponent	14	Three times
		Last: Aaron Brackett, UNCG.....Jan. 13, 2011

### FIELD GOAL ATTEMPTS

App State	42	Stan Davis vs. Carson-Newman ..Jan. 24, 1974
Opponent	29	Tyren Moore, Georgia Southern.....March 9, 2024

### FIELD GOAL PERCENTAGE (MIN. 5 ATTEMPTS)

App State	1.000 (9-9)	Davis Bowne vs. W. Carolina .....Jan. 15, 2007
Opponent	1.000 (6-6)	Tyler Berg, Wofford .....Jan. 10, 2004
	1.000 (6-6)	Willie Clayton, Charlotte .....Dec. 18, 2014

### THREE-POINT FIELD GOALS

App State	10	Nate Cranford at Chattanooga ..... Jan. 6, 2007
		Ronshad Shabazz at ULM ..... Feb. 28, 2019
		O'Showne Williams vs. South Alabama . Feb. 20, 2020
Opponent	10	Josh Banks, UNC Asheville.....Dec. 21, 2023

### THREE-POINT FIELD GOAL ATTEMPTS

App State	20	Donald Sims at Mississippi St. ....Nov. 19, 2010
	20	O'Showne Williams vs. South Alabama.. Feb. 20, 2020
Opponent	18	Demon Brown, Charlotte .....Nov. 25, 2002

### THREE-POINT FIELD GOAL PERCENTAGE (MIN. 5 ATTEMPTS)

App State	1.000 (5-5)	Six times
		Last: Donald Sims vs. Milligan.....Dec. 30, 2008
Opponent	1.000 (6-6)	Two times
		Last: Christian Webster, Harvard.....March 17, 2010

### FREE THROWS MADE

App State	14	Kellen Brand vs. UNCW .....Nov. 13, 2009
	14	Justin Forrest vs. Texas State .....Mar. 6, 2021
Opponent	13	Howard Wilkerson, Wofford .....Jan. 10, 2004
		Rodrick Sikes, South Alabama.....Jan. 20, 2018

### FREE THROW ATTEMPTS

App State	19	Josh Shehan vs. Gardner-Webb ..Jan. 15, 2003
Opponent	17	Howard Wilkerson, Wofford .....Jan. 10, 2004

### FREE THROW PERCENTAGE (MIN. 10 ATTEMPTS)

App State	1.000 (14-14)	Kellen Brand vs. UNCW.....Nov. 13, 2009
	1.000 (10-10)	Donovan Gregory vs. Ga. Southern .... March 9, 2024
Opponent	1.000 (10-10)	9 times ..... Jan. 8, 2005
		Last: Kevin Miller, Wake Forest ..... March 20, 2024

### REBOUNDS

App State	24	Two times .....
		Last: Tony Searcy vs. High Point . Feb. 20, 1978
Opponent	20	Howard Wilkerson, Wofford .....Jan. 10, 2004

### ASSISTS

App State	14	Tyson Patterson vs. Lees-McRae..Nov. 27, 1999
Opponent	15	PJ Hardwick, Arkansas State ..... Jan. 3, 2015

### BLOCKS

App State	8	Three times .....
		Last: Justin Abson vs. JMU.....Jan. 27, 2024
Opponent	7	Jimmie Taylor, Alabama .....Dec. 21, 2015

### STEALS

App State	9	D.J. Thompson vs. UNCG..... Feb. 22, 2007
Opponent	8	Ledell Eackles, Campbell .....Nov. 27, 2006

## ATTENDANCE RECORDS

### LARGEST CROWDS (HOLMES CENTER)

- 8,350 Davidson .....Jan. 12, 2009
- 8,325 North Carolina.....Nov. 17, 2000
- 8,052 James Madison.....Jan. 27, 2024
- 7,074 Arkansas State .....March 1, 2024
- 7,037 Auburn ..... Dec. 3, 2023
- 6,584 Louisiana ..... Feb. 17, 2024
- 5,434 Toledo..... Feb. 10, 2024
- 5,373 Davidson ..... Feb. 22, 2003
- 5,343 Charlotte.....Nov. 25, 2002
- 5,109 Western Carolina ..... Feb. 22, 2005
- 5,075 Western Carolina .....Jan. 23, 2010
- 5,011 UNCG ..... Feb. 22, 2007
- 4,785 Old Dominion ..... Feb. 28, 2024
- 4,055 Elon.....Jan. 13, 2007
- 3,949 Davidson .....Feb. 2, 2002
- 3,893 The Citadel.....Feb. 1, 2003
- 3,891 Western Carolina ..... Feb. 13, 2004

### LARGEST CONFERENCE GAME CROWDS

- 8,350 Davidson .....Jan. 12, 2009
- 8,052 James Madison.....Jan. 27, 2024
- 7,074 Arkansas State .....March 1, 2024
- 6,584 Louisiana ..... Feb. 17, 2024
- 5,373 Davidson ..... Feb. 22, 2003
- 5,109 Western Carolina ..... Feb. 22, 2005
- 5,074 Western Carolina .....Jan. 23, 2010
- 5,011 UNCG ..... Feb. 22, 2007

### LARGEST NON-CONFERENCE GAME CROWD

- 8,325 North Carolina .....Nov. 17, 2000
- 7,037 Auburn ..... Dec. 3, 2023
- 5,437 Toledo..... Feb. 10, 2024
- 5,343 Charlotte.....Nov. 25, 2002
- 3,437 Arkansas-Little Rock.....Nov. 18, 2005
- 3,351 East Carolina.....Nov. 19, 2001
- 3,210 Charlotte.....Nov. 19, 2008

### LARGEST WEEKDAY GAME CROWDS

- 8,350 Davidson .....Jan. 12, 2009
- 8,325 North Carolina .....Nov. 17, 2000
- 7,074 Arkansas State .....March 1, 2024
- 5,373 Davidson ..... Feb. 22, 2003
- 5,343 Charlotte.....Nov. 25, 2002
- 5,109 Western Carolina ..... Feb. 22, 2005

### LARGEST WEEKEND GAME CROWDS

- 8,052 James Madison.....Jan. 27, 2024
- 7,037 Auburn ..... Dec. 3, 2023
- 6,587 Louisiana ..... Feb. 17, 2024
- 5,437 Toledo..... Feb. 10, 2024
- 5,075 Western Carolina .....Jan. 23, 2010
- 4,055 Elon.....Jan. 13, 2007
- 3,949 Davidson .....Feb. 2, 2002
- 3,893 The Citadel.....Feb. 1, 2003
- 3,870 James Madison.....Feb. 4, 2023

**APP STATE**

**OPPONENTS**

1.	142 vs. Warren Wilson (74)	Nov. 7, 2022
2.	135 vs. Toccoa Falls (34)	Nov. 11, 2017
3.	125 vs. Mars Hill (62)	Nov. 6, 2018
4.	120 vs. Wofford (69)	Dec. 7, 1977
5.	119 vs. Warren Wilson (51)	Nov. 17, 2016
6.	117 vs. Lees-McRae (74)	Nov. 27, 1999
7.	116 vs. Montreat (57)	Dec. 11, 2016
8.	113 vs. Milligan (91)	Dec. 17, 2009
9.	112 vs. College of Charleston (58)	Dec. 8, 1959
	112 vs. Barton (99)	Jan. 25, 1966
	112 vs. Presbyterian (78)	Nov. 29, 1966
	112 vs. Pikeville, Ky. (78)	Dec. 5, 1991
	112 vs. Mars Hill (77)	Dec. 9, 1995
	112 vs. Tennessee Wesleyan (48)	Dec. 30, 1999
	112 vs. Milligan (47)	Dec. 30, 2008
16.	111 vs. Central Penn (35)	Dec. 5, 2023
	111 vs. Marshall (92)	Jan. 6, 1993
	111 vs. Georgia Southern (83)	Feb. 13, 2010
19.	110 vs. Chattanooga (63)	Feb. 13, 1978
	110 vs. Georgia State (69)	Dec. 2, 1989
	110 vs. Anderson (48)	Nov. 18, 1997
22.	109 vs. Toledo (104)	Feb. 10, 2024
	109 vs. North Greenville (71)	Nov. 13, 2006
	109 vs. Luther Rice (66)	Dec. 11, 1970
	109 vs. Greensboro College (53)	Nov. 23, 1998
26.	108 vs. Methodist (85)	Nov. 30, 1987
	108 vs. ETSU (90)	Jan. 28, 1988
	108 vs. ETSU (94)	Jan. 6, 2003
29.	107 vs. Western Carolina (85)	Feb. 24, 1961
	107 vs. Newberry (63)	Dec. 5, 1963
	107 vs. Barton (78)	Jan. 23, 1969
	107 vs. Central Wesleyan (58)	Nov. 27, 1984
	107 vs. Barton (61)	Nov. 24, 2001
	107 vs. Chattanooga (99)	Jan. 18, 2003
35.	106 vs. Pfeiffer (68)	Jan. 19, 1966
36.	105 vs. Carver (23)	Nov. 27, 2021
	105 vs. Montreat (57)	Jan. 16, 2006
	105 vs. Barton (97)	Feb. 9, 1955
	105 vs. Newberry (83)	Jan. 7, 1969
	105 vs. Catawba (69)	Feb. 14, 1970
	105 vs. Belmont Abbey (78)	Feb. 2, 1966
42.	104 vs. Pfeiffer (76)	Feb. 14, 1959
	104 vs. UNC Wilmington (67)	Dec. 4, 1971
	104 vs. Pfeiffer (90)	Nov. 29, 1999
	104 vs. Mars Hill (72)	Nov. 22, 2002
	104 vs. Louisiana (77)	Jan. 31, 2019
47.	103 vs. Emory & Henry (76)	Dec. 10, 1959
	103 vs. VMI (82)	Dec. 13, 1978
	103 vs. Barber-Scotia (53)	Dec. 12, 1984
	103 vs. Charlotte (100)	Nov. 25, 2002
	103 vs. Carlow (43)	Dec. 6, 2022
52.	102 vs. Western Carolina (58)	Feb. 20, 1952
	102 vs. UNC Wilmington (110)	Jan. 4, 1969
	102 vs. Marshall (77)	Jan. 31, 1994
	102 at Western Carolina (82)	Jan. 24, 2000
56.	101 vs. Voorhees (77)	Jan. 19, 1970
	101 vs. The Citadel (64)	Jan. 13, 1990
	101 vs. Montana State (81)	Dec. 3, 1990
	101 vs. Western Carolina (83)	Feb. 26, 2000
	101 vs. Gardner-Webb (93)	Jan. 23, 2002
	101 at UNC Wilmington (108)	Nov. 14, 2008
	101 vs. Montreat (71)	Nov. 16, 2010
63.	100 vs. Western Carolina (91)	Jan. 15, 2007
	100 vs. Catawba (76)	Feb. 23, 1952
	100 vs. Newberry (79)	Jan. 18, 1962
	100 vs. Lynchburg (84)	March 9, 1967
	100 vs. Limestone (74)	Dec. 15, 1984
	100 vs. Hawaii-Hilo (71)	Dec. 27, 1987
	100 vs. Western Carolina (85)	Feb. 13, 1988
	100 vs. VMI (72)	March 2, 1991
	100 vs. VMI (64)	Jan. 9, 1999
	100 vs. Milligan (68)	Dec. 21, 2013
	100 vs. Georgia Southern (101)	Jan. 25, 2016
	100 vs. Howard (86)	Dec. 4, 2018

**THE LAST TIME APP STATE SCORED 100 POINTS ...**  
 Overall ..... 109 vs. Toledo (104), Feb. 10, 2024  
 At Home ..... 109 vs. Toledo (104), Feb. 10, 2024  
 On the Road ..... 101 at UNC Wilmington, Nov. 14, 2008  
 Neutral Site ..... 100 vs. VMI, March 2, 1991 in Asheville, N.C.

1.	130 by North Carolina State (53)	Nov. 27, 1972
2.	116 by Furman (98)	Jan. 24, 1972
3.	111 by Richmond (69)	Jan. 29, 1973
	111 by Furman (71)	Jan. 5, 1974
5.	110 by Stetson (61)	Jan. 15, 1957
	110 by UNC Wilmington (102)	Jan. 4, 1968
	110 by Duke (74)	Nov. 28, 1987
	110 by TCU (76)	Dec. 20, 2001
9.	109 by Davidson (96)	Dec. 17, 1971
10.	108 by Western Carolina (70)	Feb. 17, 1953
	108 by Davidson (81)	Feb. 15, 1973
	108 by Nebraska (71)	Dec. 31, 1994
	108 by College of Charleston (96)	Feb. 15, 2003
	108 by UNC Wilmington (101)	Nov. 14, 2008
15.	107 by Lenoir-Rhyne (76)	Feb. 5, 1955
	107 by High Point (71)	Feb. 8, 1969
	107 by Wake Forest (65)	Dec. 18, 1972
18.	106 by Western Carolina (70)	Jan. 16, 1971
19.	105 by Barton (87)	Feb. 10, 1969
	105 by ETSU (87)	Feb. 7, 1973
	105 by James Madison (99)	Nov. 22, 2017
22.	104 by Toledo (109)	Feb. 10, 2024
	104 by Carson-Newman (93)	Jan. 27, 1971
	104 by SW Louisiana (96)	Dec. 28, 1989
	104 by Georgia Southern (83)	Feb. 24, 1975
	104 by South Alabama (95)	Jan. 8, 2015
	104 by Iowa State (98)	Nov. 16, 2017
27.	103 by Furman (83)	Jan. 29, 1973
	103 by Clemson (57)	Dec. 9, 1974
	103 by Georgia Southern (76)	Jan. 9, 1993
	103 by Indiana (59)	Dec. 29, 1995
	103 by Tennessee (94)	Nov. 15, 2016
32.	102 by Elon (81)	Jan. 11, 1956
	102 by Catawba (84)	Feb. 18, 1956
	102 by Lenoir-Rhyne (83)	Feb. 20, 1971
	102 by Furman (91)	Dec. 9, 1971
	102 by Davidson (69)	Dec. 3, 2005
37.	101 by Mercer (70)	Feb. 7, 1972
	101 by Furman (68)	March 1, 1973
	101 by Richmond (70)	Jan. 18, 1975
	101 by Richmond (97)	Feb. 26, 1975
	101 by Marshall (72)	Feb. 22, 1988
	101 by ETSU (82)	March 3, 1991
	101 by ETSU (86)	Feb. 27, 1994
	101 by Georgia Southern (89)	Jan. 7, 2002
	101 by Marquette (78)	Dec. 7, 2002
	101 by Campbell (82)	Nov. 16, 2012
	101 by Georgia Southern (100)	Jan. 25, 2016
47.	100 by William & Mary (63)	Dec. 1, 1973
	100 by Wake Forest (69)	Dec. 11, 1974
	100 by ETSU (68)	Feb. 1, 1996
	100 by Charlotte (103)	Nov. 25, 2002

**LAST TIME AN OPPONENT SCORED 100 POINTS**

Overall ..... 104 by Toledo, Feb. 10, 2024  
 In Boone ..... 104 by Toledo, Feb. 10, 2024

*The Mountaineers have given up 100 points in just 22 games over the past 40 seasons.*

**APPALACHIAN'S ...**

100-Point Games in Boone	62
100-Point Games on the Road	10
100-point Games at a Neutral Site	1
100-Point Games in SoCon/Sun Belt Play	17



# APP STATE BASKETBALL

Season	W-L	Pct.	FG	FGA	Pct.	Opp.			3FG	3FGA	Pct.	Opp.			FT	FTA	Pct.
						FG	FGA	Pct.				3FG	FGA	Pct.			
1959-60	19-9	.679	780	1778	.439	684	1702	.402	—	—	—	—	—	—	480	632	.759
1960-61	17-10	.629	727	1659	.438	697	1709	.408	—	—	—	—	—	—	540	710	.761
1961-62	11-13	.458	631	1497	.422	630	1452	.434	—	—	—	—	—	—	372	550	.676
1962-63	14-12	.539	649	1579	.411	639	1499	.426	—	—	—	—	—	—	389	568	.685
1963-64	14-12	.539	729	1817	.401	720	1654	.435	—	—	—	—	—	—	436	601	.725
1964-65	14-10	.583	648	1452	.446	591	1431	.413	—	—	—	—	—	—	394	547	.720
1965-66	17-10	.630	773	1740	.444	726	1693	.429	—	—	—	—	—	—	484	666	.727
1966-67	21-8	.724	879	1805	.487	825	1745	.473	—	—	—	—	—	—	580	758	.765
1967-68	14-13	.519	832	1770	.470	785	1724	.455	—	—	—	—	—	—	449	594	.756
1968-69	12-15	.444	854	1874	.456	866	1838	.471	—	—	—	—	—	—	410	640	.641
1969-70	15-12	.556	802	1746	.459	697	1658	.420	—	—	—	—	—	—	436	648	.673
1970-71	8-16	.333	693	1551	.447	719	1600	.449	—	—	—	—	—	—	381	539	.707
1971-72	8-18	.308	786	1726	.455	848	1789	.474	—	—	—	—	—	—	493	743	.664
1972-73	6-20	.231	801	1821	.440	963	1965	.490	—	—	—	—	—	—	348	486	.716
1973-74	5-20	.200	723	1615	.448	825	1663	.496	—	—	—	—	—	—	296	457	.648
1974-75	3-23	.115	796	1723	.462	922	1818	.507	—	—	—	—	—	—	280	397	.705
1975-76	13-14	.448	760	1662	.457	850	1861	.457	—	—	—	—	—	—	354	537	.659
1976-77	17-12	.586	794	1759	.451	825	1854	.445	—	—	—	—	—	—	352	539	.653
1977-78	15-13	.536	893	1774	.503	884	1910	.463	—	—	—	—	—	—	437	633	.690
1978-79	23-6	.793	801	1573	.509	791	1801	.439	—	—	—	—	—	—	486	682	.713
1979-80	12-16	.429	697	1465	.476	695	1483	.469	—	—	—	—	—	—	329	487	.676
1980-81	20-9	.690	736	1404	.524	733	1645	.446	10	36	.278	19	81	.235	440	650	.677
1981-82	11-15	.426	667	1341	.497	650	1379	.471	6	21	.286	5	18	.278	290	445	.652
1982-83	6-21	.222	602	1262	.477	694	1443	.481	12	42	.286	50	101	.495	391	576	.679
1983-84	13-16	.448	735	1499	.490	749	1564	.479	9	30	.300	37	93	.398	413	653	.632
1984-85	14-14	.500	761	1511	.504	767	1627	.471	—	—	—	—	—	—	495	678	.730
1985-86	17-12	.586	744	1493	.498	745	1623	.459	—	—	—	—	—	—	375	568	.660
1986-87	7-21	.250	643	1475	.436	753	1517	.496	113	304	.372	72	196	.367	420	647	.649
1987-88	16-13	.552	811	1666	.487	792	1607	.493	133	346	.384	84	236	.356	455	641	.710
1988-89	20-8	.714	754	1571	.480	726	1570	.462	133	350	.380	105	292	.360	489	680	.719
1989-90	19-11	.633	897	1862	.482	843	1765	.478	153	432	.354	134	370	.362	505	734	.688
1990-91	16-14	.533	939	1821	.516	945	2032	.465	136	356	.382	201	531	.379	469	748	.627
1991-92	15-14	.517	811	1710	.474	790	1746	.453	147	400	.368	152	397	.383	461	679	.679
1992-93	13-15	.464	824	1825	.452	866	1954	.443	188	591	.318	150	466	.322	440	658	.669
1993-94	16-11	.593	748	1599	.468	762	1684	.453	165	446	.370	162	462	.351	409	609	.672
1994-95	9-20	.310	774	1721	.450	828	1829	.453	170	527	.325	170	498	.341	407	563	.723
1995-96	8-20	.286	716	1556	.460	895	1842	.486	167	458	.365	177	450	.393	408	599	.681
1996-97	14-14	.500	718	1485	.484	731	1612	.453	178	455	.391	174	456	.382	376	563	.668
1997-98	21-8	.724	741	1646	.450	719	1709	.421	140	458	.306	154	469	.328	467	731	.639
1998-99	21-8	.724	776	1661	.467	688	1620	.425	137	371	.369	189	502	.376	365	711	.671
1999-00	23-9	.719	915	1882	.486	795	1857	.428	200	515	.388	173	569	.304	500	705	.709
2000-01	11-20	.355	743	1715	.433	771	1742	.443	133	438	.304	196	559	.351	386	572	.675
2001-02	10-18	.357	745	1700	.438	798	1714	.466	170	481	.353	164	481	.341	480	703	.683
2002-03	19-10	.655	844	1855	.448	846	1870	.452	207	641	.323	222	642	.346	539	753	.716
2003-04	9-21	.300	766	1874	.409	746	1672	.446	204	626	.326	162	511	.317	355	554	.641
2004-05	18-12	.600	797	1801	.443	754	1712	.440	258	724	.365	179	552	.324	340	521	.653
2005-06	14-16	.467	731	1703	.429	739	1687	.438	249	703	.354	222	626	.355	389	550	.707
2006-07	25-8	.758	914	1909	.479	810	1830	.443	252	693	.364	228	646	.353	428	622	.688
2007-08	18-13	.581	780	1644	.474	771	1850	.417	232	603	.385	229	650	.352	304	603	.694
2008-09	13-18	.419	799	1768	.452	824	1837	.449	239	642	.372	207	590	.351	519	733	.708
2009-10	24-13	.649	954	2006	.476	908	2164	.420	279	703	.397	288	840	.343	579	785	.738
2010-11	16-15	.516	790	1738	.455	841	1822	.462	196	582	.337	197	579	.340	489	694	.705
2011-12	13-18	.419	746	1693	.441	777	1784	.436	203	591	.343	157	501	.313	426	656	.649
2012-13	15-16	.484	777	1781	.436	814	1781	.457	201	560	.359	172	523	.329	456	662	.689
2013-14	9-21	.300	719	1730	.416	763	1644	.464	151	500	.302	179	486	.368	445	697	.638
2014-15	12-17	.414	637	1602	.398	735	1603	.459	186	588	.316	152	472	.322	381	537	.709
2015-16	9-22	.290	719	1795	.401	856	1852	.462	256	720	.356	183	474	.386	493	701	.703
2016-17	9-21	.300	749	1783	.420	788	1717	.459	251	744	.337	194	515	.377	459	674	.681
2017-18	15-18	.454	864	1983	.436	854	1953	.437	292	859	.340	232	640	.363	500	749	.668
2018-19	11-21	.344	880	1938	.454	916	1960	.467	292	814	.359	242	659	.367	505	706	.715
2019-20	18-15	.545	775	1800	.432	813	1886	.432	212	699	.303	241	746	.323	494	741	.667
2020-21	17-12	.586	690	1688	.409	689	1648	.418	233	737	.316	202	622	.325	426	574	.742
2021-22	19-15	.559	822	1966	.418	806	1924	.419	283	846	.335	227	734	.309	354	537	.659
2022-23	16-16	.500	819	1854	.442	753	1870	.403	243	726	.335	235	729	.322	367	543	.676
2023-24	27-7	.794	997	2100	.475	865	2225	.389	224	657	.332	226	732	.309	447	657	.680

Opp.			Reb.		Opp.		Points		Opp.		Score	Rebound	Season
FT	FTA	Pct.	Reb.	Avg.	Reb.	Avg.	Points	Avg.	Points	Avg.	Margin	Margin	
487	709	.687	1164	43.1	1226	45.4	2050	75.9	1855	68.7	+7.2	-2.3	1959-60
482	697	.692	1081	40.0	1248	46.2	1994	73.9	1876	69.5	+4.4	-6.2	1960-61
396	582	.680	984	41.0	1068	44.5	1634	68.1	1656	69.0	-0.9	-3.5	1961-62
421	621	.678	1079	41.5	1090	41.9	1687	64.9	1699	65.3	-0.4	-0.4	1962-63
443	636	.697	1112	42.8	1268	48.8	1687	64.9	1699	65.3	-0.4	-6.0	1963-64
421	582	.723	1051	43.8	907	37.8	1690	70.4	1603	66.8	+3.6	+6.0	1964-65
405	569	.712	1193	44.2	1087	40.3	2030	75.2	1857	68.8	+6.4	-3.9	1965-66
498	729	.683	1144	39.4	1115	38.4	2338	80.6	2148	73.8	+6.8	+1.0	1966-67
494	663	.745	1060	39.3	1131	41.9	2113	78.3	2064	76.4	+3.9	-2.6	1967-68
415	614	.676	1296	48.0	1125	41.7	2118	78.4	2147	79.5	-1.1	+6.3	1968-69
511	746	.685	997	36.9	862	31.9	2040	75.6	1905	70.6	+5.0	+5.0	1969-70
477	701	.680	884	36.8	912	38.0	1767	73.6	1915	79.8	-6.2	-1.2	1970-71
522	753	.693	1270	48.8	1092	42.0	2065	79.4	2218	85.3	-5.9	+6.8	1971-72
408	571	.715	1148	44.2	1175	45.2	1950	75.0	2334	89.8	-14.8	-1.0	1972-73
352	506	.696	1006	40.2	1039	41.6	1742	69.7	2002	80.1	-10.4	-0.6	1973-74
406	618	.657	969	37.3	1059	40.7	1872	72.0	2250	86.5	-14.5	+3.4	1974-75
263	372	.707	1088	40.3	1117	41.4	1874	69.4	1963	72.7	-3.3	+1.1	1975-76
317	453	.700	1071	36.9	1105	38.1	1940	66.9	1967	67.8	-0.9	-1.2	1976-77
312	467	.668	1157	41.3	985	35.2	2233	79.4	2080	74.3	+6.1	+6.1	1977-78
261	405	.644	1012	34.9	983	33.9	2088	72.0	1843	63.6	+8.4	+1.0	1978-79
370	517	.716	889	31.8	867	31.0	1723	61.5	1760	62.9	-1.4	+0.8	1979-80
346	508	.681	907	31.3	930	32.1	1922	66.3	1832	63.1	+3.2	-0.8	1980-81
268	536	.687	860	33.1	753	29.0	1630	62.7	1673	64.3	-1.6	+4.1	1981-82
371	564	.658	916	33.9	752	27.9	1607	59.5	1809	67.0	-11.5	+6.0	1982-83
431	620	.695	963	33.2	909	31.3	1892	65.2	1966	67.8	-2.6	+1.9	1983-84
396	573	.691	986	35.2	863	30.8	2017	72.0	1930	68.9	+3.1	+4.4	1984-85
410	568	.722	917	31.6	919	31.7	1863	64.2	1900	65.5	-0.7	-0.1	1985-86
472	695	.679	850	30.4	1034	36.9	1819	65.0	2050	73.2	-12.2	-6.5	1986-87
524	717	.731	947	32.7	972	33.5	2210	76.2	2192	75.6	+0.6	-0.8	1987-88
388	572	.678	980	35.0	931	33.3	2130	76.1	1945	69.5	+6.6	+1.7	1988-89
474	656	.723	1113	37.1	1033	34.4	2452	81.7	2294	76.5	+5.2	+2.7	1989-90
397	566	.701	1169	39.0	1040	34.7	2483	82.8	2488	82.9	-0.1	+4.3	1990-91
446	658	.678	1086	37.5	1006	34.7	2230	76.9	2178	75.1	+1.8	+2.8	1991-92
413	609	.678	1047	37.4	1273	45.5	2276	81.3	2295	82.0	-0.7	-8.1	1992-93
369	542	.681	919	34.0	1054	39.0	2070	76.7	2055	76.1	+0.6	-5.0	1993-94
459	680	.675	1030	35.5	1129	38.9	2125	73.3	2285	78.8	-5.5	-3.4	1994-95
341	492	.693	898	32.1	1067	38.1	2007	71.7	2308	82.4	-10.7	-6.0	1995-96
318	461	.690	901	32.2	919	32.8	1990	71.1	1954	69.8	+1.3	-0.6	1996-97
325	506	.642	1068	36.8	1089	37.6	2089	72.0	1917	66.1	+5.9	-0.8	1997-98
336	652	.618	1076	37.1	988	34.1	2168	74.8	1916	66.1	+8.7	+3.0	1998-99
465	690	.674	1151	36.0	1122	35.1	2530	79.1	2228	69.6	+9.5	+0.9	1999-2000
448	663	.676	1172	37.8	1015	32.7	2005	64.7	2186	70.5	-5.8	+5.1	2000-01
451	646	.698	1047	37.4	1068	38.1	2140	76.4	2211	79.0	-2.6	-0.7	2001-02
395	534	.740	1137	39.2	1118	38.6	2434	83.9	2309	79.6	+4.3	+0.7	2002-03
506	684	.740	1047	34.9	1176	39.2	2091	69.7	2160	72.0	-2.3	-4.3	2003-04
383	552	.694	1050	35.0	1116	37.2	2192	73.1	2070	69.0	+4.1	-2.2	2004-05
413	615	.672	1032	34.4	1096	36.5	2100	70.0	2113	70.4	-0.4	-2.1	2005-06
391	611	.640	1146	34.7	1103	33.4	2508	76.0	2239	67.8	+8.2	+1.3	2006-07
376	559	.673	1089	35.1	1057	34.1	2214	71.4	2147	69.3	+2.1	+1.0	2007-08
526	738	.713	1220	39.4	988	31.9	2356	76.0	2381	76.8	-0.8	+7.5	2008-09
463	704	.658	1424	38.5	1134	30.6	2766	74.8	2567	69.4	+5.4	+7.8	2009-10
390	564	.691	1067	34.4	1070	34.5	2265	73.1	2269	73.2	-0.1	-0.1	2010-11
464	694	.669	1093	35.3	1097	35.4	2121	68.4	2175	70.2	-1.7	-0.1	2011-12
421	608	.692	1098	35.4	1084	35.0	2211	71.3	2221	71.6	-0.3	+0.5	2012-13
447	670	.667	1091	36.4	1064	35.5	2034	67.8	2152	71.6	-3.9	+0.9	2013-14
411	602	.683	1010	34.8	1013	34.9	1841	63.5	2033	70.1	-6.6	-0.1	2014-15
503	738	.682	1140	36.8	1155	37.3	2187	70.5	2398	77.4	-6.8	-0.5	2015-16
509	742	.686	1126	37.5	1097	36.6	2208	73.6	2279	76.0	-2.4	+0.9	2016-17
508	705	.721	1291	39.1	1178	35.7	2520	76.4	2448	74.2	+2.4	+3.4	2017-18
465	659	.706	1127	35.2	1187	37.1	2557	79.9	2539	79.3	+0.6	-1.9	2018-19
355	494	.719	1153	34.9	1166	35.3	2256	68.4	2222	67.3	+1.1	-0.4	2019-20
280	394	.711	1053	36.3	1020	35.2	2039	70.3	1860	64.1	+6.2	+1.1	2020-21
307	407	.754	1199	35.3	1179	34.7	2281	67.1	2146	63.1	+4.0	+0.6	2021-22
326	456	.715	1142	35.7	1152	36.0	2248	70.3	2067	64.6	+5.7	-0.3	2022-23
327	472	.693	1416	41.6	1236	36.4	2665	78.4	2283	67.1	+11.3	+5.2	2023-24



## YEAR-BY-YEAR ATTENDANCE

Year	OVERALL				HOME				ROAD			
	G	Total	Avg.	Largest	G	Total	Avg.	Largest	G	Total	Avg.	Largest
1976-77	29	139,596	4,814	12,759	12	55,230	4,603	6,500	17	84,366	4,963	12,759
1979-78	28	140,868	5,031	9,638	13	66,443	5,111	6,285	15	74,425	4,962	9,638
1978-79	29	134,449	4,636	8,468	14	68,275	4,877	6,112	15	66,174	4,412	8,468
1979-80	28	112,342	4,012	8,200	12	49,805	4,150	5,720	16	62,537	3,909	8,200
1980-81	29	128,248	4,422	7,800	15	69,030	4,602	7,335	14	59,218	4,230	7,800
1981-82	26	104,641	4,025	—	12	49,967	3,914	—	14	54,674	3,905	—
1982-83	27	89,495	3,315	8,564	13	36,075	2,775	4,680	14	53,420	3,816	8,564
1983-84	29	122,490	4,224	9,517	11	49,145	4,468	5,318	18	73,345	4,075	9,517
1984-85	28	119,871	4,281	8,564	13	55,065	4,236	6,929	15	64,806	4,320	8,564
1985-86	29	124,502	4,293	10,211	14	54,574	3,898	7,191	15	69,928	4,662	10,211
1986-87	28	114,589	4,092	10,557	12	28,741	2,395	4,114	16	85,848	5,366	10,557
1987-88	29	106,510	3,673	15,300	12	41,265	3,439	4,806	17	65,245	3,838	15,300
1988-89	28	113,938	4,069	10,744	13	50,571	3,890	6,399	15	63,367	4,225	10,744
1989-90	30	133,919	4,464	10,475	13	54,886	4,222	8,564	17	79,033	4,649	10,475
1990-91	30	123,029	4,101	10,607	13	53,630	4,125	8,072	17	69,399	4,082	10,607
1991-92	29	114,200	3,938	11,189	13	43,388	3,338	7,862	16	70,812	4,426	11,189
1992-93	28	89,671	3,203	13,641	13	32,325	2,487	6,823	15	57,346	3,823	13,641
1993-94	27	95,119	3,523	8,197	13	43,135	3,318	5,631	14	51,984	3,713	8,197
1994-95	29	100,028	3,449	9,950	11	22,997	2,091	3,412	18	77,031	4,280	9,950
1995-96	28	98,165	3,506	12,679	13	26,211	2,016	7,831	15	71,954	4,797	12,679
1996-97	28	125,046	4,466	17,421	11	23,914	2,174	2,876	17	101,132	5,949	17,421
1997-98	29	112,159	3,868	21,572	15	43,427	2,895	5,210	14	68,732	4,909	21,572
1998-99	29	114,885	3,962	20,257	14	42,204	3,015	7,317	15	72,681	4,845	20,257
1999-2000	32	144,439	4,514	17,297	12	42,834	3,570	6,224	20	101,599	4,618	17,297
2000-01	31	92,044	2,969	13,528	14	36,007	2,572	8,325	17	56,028	3,296	13,528
2001-02	28	93,567	3,342	12,673	13	31,878	2,452	3,949	15	61,780	4,119	12,673
2002-03	29	111,502	3,845	13,522	14	40,418	2,887	5,373	13	65,516	5,040	13,522
2003-04	30	90,787	3,026	8,309	11	26,155	2,378	3,891	14	54,854	3,918	8,309
2004-05	30	90,432	3,014	7,533	14	25,741	1,839	5,109	14	56,833	4,060	7,533
2005-06	30	100,256	3,342	14,665	12	24,511	2,043	3,437	14	63,531	4,538	14,665
2006-07	33	111,071	3,366	10,478	13	32,894	2,530	5,011	15	68,718	4,581	10,478
2007-08	31	88,213	2,846	10,835	13	31,790	2,445	3,743	14	41,299	2,950	7,065
2008-09	31	91,169	2,941	12,195	14	32,841	2,346	8,350	14	41,027	2,930	12,195
2009-10	37	136,348	3,685	19,027	18	36,456	2,025	5,074	16	88,259	5,516	19,027
2010-11	31	88,834	2,866	13,398	12	20,977	1,748	2,356	14	59,917	4,280	13,398
2011-12	31	99,821	3,220	20,892	14	24,655	1,761	3,476	14	58,729	4,195	20,892
2012-13	31	89,785	2,896	9,388	14	21,411	1,529	2,910	15	68,374	3,813	9,388
2013-14	30	71,386	2,379	13,164	14	15,815	1,130	2,041	15	55,571	3,497	13,164
2014-15	29	71,664	2,471	9,515	12	19,422	1,618	2,622	17	52,242	3,073	9,515
2015-16	31	80,759	2,605	18,336	13	15,765	1,213	2,069	15	64,644	4,310	18,336
2016-17	30	86,340	2,878	16,417	14	18,854	1,347	2,497	15	67,486	4,442	16,417
2017-18	33	77,904	2,361	12,616	13	16,490	1,268	2,047	15	61,414	4,094	12,616
2018-19	32	82,304	2,572	9,701	14	14,364	1,026	2,076	15	56,846	3,790	9,701
2019-20	33	85,942	2,604	17,592	15	25,276	1,685	3,027	16	60,666	3,765	17,592
2020-21*	29	13,640	1,137	4,191	13	985	76	85	11	12,507	1,137	4,191
2021-22	34	95,699	2,815	19,386	16	42,620	2,664	4,508	13	49,613	3,816	19,386
2022-23	32	98,523	3,079	11,919	17	40,397	2,376	3,870	15	58,126	3,875	11,919
2023-24	34	111,517	3,280	8,052	15	60,734	4,052	8,052	13	43,927	3,379	7,761

\* - attendance limited due to COVID-19 pandemic

### TOP HOME CROWDS

Crowd	Opponent	Result	Date
8,564	vs. ETSU	L 94-96	Jan. 20, 1990
8,350	vs. Davidson	L 52-70	Jan. 12, 2009
8,325	vs. North Carolina	L 69-99	Nov. 17, 2000
8,072	vs. ETSU	L 78-94	Feb. 2, 1991
8,052	vs. James Madison	W 82-76	Jan. 27, 2024
7,862	vs. ETSU	L 63-70	Feb. 29, 1992
7,831	vs. Georgia Tech	L 65-89	Dec. 2, 1995
7,335	vs. Davidson	W 78-77	Feb. 21, 1981
7,317	vs. Davidson	W 71-64	Feb. 20, 1999
7,191	vs. Davidson	W 69-65	Jan. 18, 1986
7,106	vs. Charlotte	W 88-81	Dec. 4, 1989
7,074	vs. Arkansas State	W 80-57	March 1, 2024
7,037	vs. Auburn	W 69-64	Dec. 3, 2023
6,929	vs. Davidson	L 68-70	Jan. 12, 1985
6,870	vs. Charlotte	W 53-52	Jan. 31, 1981
6,823	vs. ETSU	L 79-98	Jan. 23, 1993
6,700	vs. Lenoir-Rhyne	W 63-60	Feb. 16, 1974
6,642	vs. Western Carolina	L 60-63	Feb. 2, 1985
6,587	vs. Louisiana	W 85-73	Feb. 17, 2024
6,500	vs. Lenoir-Rhyne	W 66-64	Dec. 7, 1968
6,500	vs. Charlotte	L 59-85	Jan. 19, 1977
6,417	vs. Marshall	L 67-76	Jan. 14, 1985
6,399	vs. Marshall	L 76-83	Jan. 28, 1989
6,285	vs. Western Carolina	W 75-68	Feb. 4, 1978
6,192	vs. Charlotte	W 84-73	Dec. 7, 1985
6,112	vs. Charlotte	W 58-47	Jan. 20, 1979

### TOP ROAD CROWDS

Crowd	Opponent	Result	Date
21,572	at North Carolina	L 63-96	Jan. 17, 1998
20,892	at North Carolina	L 82-97	Dec. 17, 2011
20,257	at North Carolina	L 64-87	Nov. 13, 1998
19,386	at North Carolina	L 50-70	Dec. 21, 2021
19,027	at Louisville	L 53-80	Nov. 23, 2009
18,336	at North Carolina	L 70-94	Dec. 21, 2015
17,592	at NC State	L 60-72	Dec. 29, 2019
17,421	vs. Bucknell *	W 71-62	Dec. 28, 1996
17,297	vs. Ohio State +	L 61-87	March 17, 2000
16,995	vs. Mississippi *	L 74-82	Dec. 27, 1996
16,417	at NC State	L 64-97	Dec. 15, 2016
15,300	at Kansas	L 62-73	Dec. 7, 1987
14,610	at Minnesota	L 67-81	Nov. 21, 1998
14,665	at Wake Forest	L 78-91	Nov. 25, 2005
13,641	at Nebraska	L 83-93	Dec. 19, 1992
13,528	at Purdue	L 65-79	Dec. 2, 2000
13,522	at Marquette	L 78-101	Dec. 7, 2002
13,435	at Dayton	L 49-65	Dec. 21, 2009
13,398	at Vanderbilt	L 73-86	Nov. 27, 2010
13,164	at NC State	L 77-98	Nov. 8, 2013
12,876	at Tennessee	L 81-89	Dec. 6, 2005
12,759	at Maryland	L 74-76	Dec. 18, 1976
12,679	vs. Indiana %	L 59-103	Dec. 29, 1995
12,673	at Tennessee	L 66-97	Nov. 11, 2001
12,616	at Ohio State	L 67-80	Dec. 16, 2017
12,195	at Texas	L 43-78	Jan. 2, 2009

\* Lobo Invitational, Albuquerque, N.M.

% Hoosier Classic, Indianapolis, Ind.

+ NCAA Tournament, Nashville, Tenn.

OVERALL						
Year	W	L	Pct.	PF	PA	Coach
1919-20	0	1	.000	14	15	None listed
1920-21	—	—	—	—	—	J.T.C. Wright
1921-22	—	—	—	—	—	J.T.C. Wright
1922-23	—	—	—	—	—	Chapel Wilson
1923-24	—	—	—	—	—	Chapel Wilson
1924-25	—	—	—	—	—	Chapel Wilson/T.R. Baine
1925-26	17	5	.773	735	501	Chapel Wilson
1926-27	—	—	—	—	—	Chapel Wilson
1927-28	15	3	.833	642	498	G.P. Eggers
1928-29	12	8	.600	575	532	Van G. Henson
1929-30	14	5	.737	524	450	C.B. Johnston
1930-31	12	3	.800	508	383	C.B. Johnston
1931-32	10	6	.625	532	455	C.B. Johnston
1932-33	10	6	.625	620	527	C.B. Johnston
1933-34	12	6	.667	690	627	Eugene Garbee
1934-35	8	11	.421	723	839	Eugene Garbee
1935-36	3	15	.263	597	692	Flucie Stewart
1936-37	10	8	.625	601	527	Flucie Stewart
1937-38	10	7	.611	699	579	Flucie Stewart
1938-39	11	5	.680	683	532	Flucie Stewart
1939-40	18	3	.864	1070	807	Flucie Stewart
1940-41	22	3	.800	1358	969	Clyde Canipe
1941-42	16	4	.800	1074	911	Clyde Canipe
1942-43	12	9	.762	1088	786	Belus Smawley
1943-44	0	7	.000	333	400	Harold Quincy
1944-45	6	13	.315	663	880	G.P. Eggers
1945-46	11	8	.579	924	854	Francis Hoover
1946-47	11	3	.785	738	612	Flucie Stewart
1947-48	20	8	.714	1646	1450	Francis Hoover
1948-49	14	7	.667	1311	1136	Francis Hoover
1949-50	21	9	.700	1938	1697	Francis Hoover
1950-51	16	8	.667	1661	1570	Francis Hoover
1951-52	18	6	.750	1895	1553	Francis Hoover
1952-53	5	18	.217	1578	1797	Francis Hoover
1953-54	4	20	.167	1652	1892	Francis Hoover
1954-55	12	12	.500	1863	1857	Francis Hoover
1955-56	8	13	.381	1659	1752	Francis Hoover
1956-57	4	19	.167	1554	1916	Francis Hoover
1957-58	12	12	.500	1604	1700	Bob Light
1958-59	16	9	.625	1811	1718	Bob Light
1959-60	19	9	.704	2050	1855	Bob Light
1960-61	17	10	.630	1194	1876	Bob Light
1961-62	11	13	.458	1634	1656	Bob Light
1962-63	14	12	.539	1694	1699	Bob Light
1963-64	14	12	.539	1863	1875	Bob Light
1964-65	14	10	.584	1690	1603	Bob Light
1965-66	17	10	.630	2030	1857	Bob Light
1966-67	21	8	.725	2338	2148	Bob Light
1967-68	14	13	.519	2113	2064	Bob Light
1968-69	12	15	.445	2118	2147	Bob Light
1969-70	15	12	.556	2040	1905	Bob Light
1970-71	8	16	.334	1767	1915	Bob Light
1971-72	8	18	.308	2065	2218	Bob Light
1972-73	6	20	.231	1950	2334	Press Maravich
1973-74	5	20	.200	1742	2002	Press Maravich
1974-75	3	23	.116	1872	2250	Press Maravich
1975-76	13	14	.482	1878	1963	Bobby Cremins
1976-77	17	12	.587	1940	1967	Bobby Cremins
1977-78	15	13	.536	2223	2080	Bobby Cremins
1978-79	23	6	.794	2088	1843	Bobby Cremins
1979-80	12	16	.429	1723	1760	Bobby Cremins
1980-81	20	9	.690	1922	1831	Bobby Cremins
1981-82	11	15	.423	1630	1673	Kevin Cantwell
1982-83	6	21	.223	1607	1809	Kevin Cantwell
1983-84	13	16	.448	1892	1966	Kevin Cantwell
1984-85	14	14	.500	2017	1930	Kevin Cantwell
1985-86	17	12	.586	1863	1900	Kevin Cantwell
1986-87	7	21	.250	1819	2050	Tom Apke
1987-88	16	13	.552	2210	2192	Tom Apke
1988-89	20	8	.714	2130	1945	Tom Apke
1989-90	19	11	.633	2452	2294	Tom Apke
1990-91	16	14	.533	2483	2488	Tom Apke
1991-92	15	14	.517	2230	2178	Tom Apke
1992-93	13	15	.464	2276	2295	Tom Apke
1993-94	16	11	.592	2070	2055	Tom Apke
1994-95	9	20	.310	2125	2285	Tom Apke
1995-96	8	20	.286	2007	2308	Tom Apke
1996-97	14	14	.500	1990	1954	Buzz Peterson
1997-98	21	8	.724	2089	1917	Buzz Peterson
1998-99	21	8	.724	2168	1916	Buzz Peterson
1999-2000	23	9	.719	2530	2228	Buzz Peterson
Year	W	L	Pct.	PF	PA	Coach
2000-01	11	20	.355	2005	2186	Houston Fancher
2001-02	10	18	.357	2140	2211	Houston Fancher
2002-03	19	10	.655	2434	2309	Houston Fancher
2003-04	9	21	.300	2091	2160	Houston Fancher

2004-05	18	12	.600	2192	2070	Houston Fancher
2005-06	14	16	.467	2100	2113	Houston Fancher
2006-07	25	8	.758	2508	2239	Houston Fancher
2007-08	18	13	.581	2214	2147	Houston Fancher
2008-09	13	18	.419	2356	2381	Houston Fancher
2009-10	24	13	.649	2766	2567	Buzz Peterson
2010-11	16	15	.516	2265	2269	Jason Capel
2011-12	13	18	.419	2121	2175	Jason Capel
2012-13	15	16	.484	2211	2221	Jason Capel
2013-14	9	21	.300	2034	2152	Jason Capel
2014-15	12	17	.414	1841	2033	Jim Fox
2015-16	9	22	.290	2187	2398	Jim Fox
2016-17	9	21	.300	2208	2279	Jim Fox
2017-18	15	18	.455	2520	2448	Jim Fox
2018-19	11	21	.344	2557	2539	Jim Fox
2019-20	18	15	.545	2256	2222	Dustin Kerns
2020-21	17	12	.586	2039	1860	Dustin Kerns
2021-22	19	15	.559	2281	2146	Dustin Kerns
2022-23	16	16	.500	2248	2067	Dustin Kerns
2023-24	27	7	.794	2665	2283	Dustin Kerns
<b>Totals</b>	<b>1334</b>	<b>1217</b>	<b>.523</b>	<b>171,324</b>	<b>169,120</b>	

CONFERENCE						
Year	W	L	Finish	PF	PA	Coach
1972-73	3	8	7th	823	963	Press Maravich
1973-74	1	11	8th	827	950	Press Maravich
1974-75	1	11	8th	861	1022	Press Maravich
1975-76	6	6	5th	795	820	Bobby Cremins
1976-77	8	4	3rd	791	770	Bobby Cremins
1977-78	9	3	1st	942	859	Bobby Cremins
1978-79	11	3	1st	1040	917	Bobby Cremins
1979-80	6	10	6th-T	951	976	Bobby Cremins
1980-81	11	5	1st-T	1072	1105	Bobby Cremins
1981-82	6	10	8th	1072	1105	Kevin Cantwell
1982-83	3	13	8th-T	942	1074	Kevin Cantwell
1983-84	8	8	4th-T	1061	1080	Kevin Cantwell
1984-85	7	9	5th-T	1061	1078	Kevin Cantwell
1985-86	9	7	4th-T	1012	1044	Kevin Cantwell
1986-87	3	13	8th-T	1070	1228	Tom Apke
1987-88	8	8	5th-T	1213	1221	Tom Apke
1988-89	8	6	3rd	1059	1015	Tom Apke
1989-90	8	6	3rd	1144	1088	Tom Apke
1990-91	7	7	4th-T	1146	1163	Tom Apke
1991-92	9	5	3rd-T	1146	1163	Tom Apke
1992-93	8	10	6th	1443	1471	Tom Apke
1993-94	12	6	4th	1441	1393	Tom Apke
1994-95	4	10	5thN	1034	1084	Tom Apke
1995-96	3	11	4thN-T	1050	1204	Tom Apke
1996-97	8	6	3rdN	997	958	Buzz Peterson
1997-98	13	2	1stN-T	1089	987	Buzz Peterson
1998-99	13	3	1stN	1201	1059	Buzz Peterson
1999-00	13	3	1stN	1317	1136	Buzz Peterson
2000-01	7	9	3rdN	1067	1117	Houston Fancher
2001-02	5	11	6thN	1178	1269	Houston Fancher
2002-03	11	5	1stN-T	1375	1266	Houston Fancher
2003-04	4	12	5thN	1151	1184	Houston Fancher
2004-05	9	7	2ndN	1174	1108	Houston Fancher
2005-06	6	8	4thN	924	964	Houston Fancher
2006-07	15	3	1stN	1381	1184	Houston Fancher
2007-08	13	7	1stN-T	1439	1381	Houston Fancher
2008-09	9	11	3rdN-T	1498	1497	Houston Fancher
2009-10	13	5	1stN	1389	1256	Buzz Peterson
2010-11	10	8	3rdN	1305	1277	Jason Capel
2011-12	7	11	5thN	1226	1245	Jason Capel
2012-13	10	8	2ndN	1268	1275	Jason Capel
2013-14	5	11	9th	1042	1106	Jason Capel
2014-15	9	11	6th	1283	1410	Jim Fox
2015-16	7	13	9th	1434	1537	Jim Fox
2016-17	4	14	11th	1263	1381	Jim Fox
2017-18	9	9	5th-T	1275	1302	Jim Fox
2018-19	6	12	10th	1397	1431	Jim Fox
2019-20	11	9	6th	1366	1392	Dustin Kerns
2020-21	7	8	4thE	1040	1029	Dustin Kerns
2021-22	12	6	2nd	1184	1135	Dustin Kerns
2022-23	9	9	9th	1181	1174	Dustin Kerns
2023-24	16	2	1st	1375	1177	Dustin Kerns
<b>Totals</b>	<b>713</b>	<b>626</b>		<b>59,667</b>	<b>59,785</b>	

T-denotes tie

N-denotes North Division



Seasons	Coach	Seasons	Overall			Conference			Conference Titles
			Won	Lost	Pct.	Won	Lost	Pct.	
1919-20	No Coach Listed	1	0	1	.000	—	—	—	
1920-22	J.T.C. Wright	2	—	—	—	—	—	—	
1922-24 (Dec.); 1925-27	Chapel Wilson	4	17	5	.773	—	—	—	
1925 (Jan. - Mar.)	T.R. Baine	—	—	—	—	—	—	—	
1926-27; 1944-45	G.P. Eggers	2	21	16	.568	—	—	—	
1928-29	Vann G. Henson	1	12	8	.600	—	—	—	
1929-33	C.B. Johnston	4	46	20	.696	20	10	.667	(1) 1931
1933-35	Eugene Garbee	2	20	17	.541	9	4	.692	
1935-40; 1946-47	Flucie Stewart	6	63	41	.606	48	24	.667	(1) 1940
1940-42	Clyde Canipe	2	38	7	.844	22	5	.815	(1) 1941
1942-43	Belus Smawley	1	12	9	.571	9	0	1.000	(1) 1943
1943-44	Harold Quincy	1	0	7	.000	—	—	—	
1945-46; 1947-57	Francis Hoover	11	133	127	.512	91	87	.511	(2) 1948, 1950
1957-72	Bob Light	15	212	179	.542	94	85	.525	(1) 1967
1972-75	Press Maravich	3	14	63	.182	5	30	.143	
1975-81	Bobby Cremins	6	100	70	.588	51	31	.623	(3) 1978, 1979, 1981
1981-86	Kevin Cantwell	5	61	78	.439	33	47	.413	
1986-96	Tom Apke	10	139	147	.486	70	82	.461	
1996-2000; 2009-10	Buzz Peterson	5	103	52	.665	60	17	.779	(4) 1998, 1999, 2000, 2010
2000-09	Houston Fancher	9	137	136	.502	79	73	.520	(3) 2003, 2007, 2008
2010-14	Jason Capel	4	53	70	.430	32	38	.457	
2014-19	Jim Fox	5	56	99	.361	35	59	.372	
2019-Pres.	Dustin Kerns	5	97	65	.609	55	34	.628	(2) 2021, 2024
<b>Totals</b>		<b>104</b>	<b>1334</b>	<b>1217</b>	<b>.523</b>	<b>713</b>	<b>626</b>	<b>.531</b>	<b>19 titles</b>

## ASSISTANT COACHES

Assistant coaches are listed alphabetically. Any additions, deletions, and/or corrections may be submitted to the sports information office. Research continues for assistant coaches prior to 1958.

- Wilbur Allen.....2018-19
- Jason Allison.....2014-19
- Andy Anderson.....1975
- Russ Bergman.....1973-75
- John Braswell.....2002
- Kevin Cantwell.....1976-81
- Jason Capel.....2009-10
- Tom Childress.....1969-70
- Mike Craft.....1991-94
- Joey Davis.....1984
- Kenneth Davis.....1980-81
- Bob Dellinger.....1962-63
- Jimmy Dykes.....1987
- Houston Fancher.....1997-2000
- George Felton.....1977
- Chris Ferguson.....1988-91
- Josh Ealy.....2008-09
- Bradley Fey.....2019-Pres.**
- Wayne Flowers.....1980
- Joel Furnari.....1982-83
- Justin Gainey.....2010-14
- Tony Gray.....1967-72
- Tee Haithcock.....1960
- Lavell Hall.....1995-2003
- Joel Haskins.....2001-02
- Jerry Hayes.....1978
- Robbie Hicklin.....1973-74
- Bobby Hussey.....1972
- Ed Injaychock.....1967
- Jamie Kachmarik.....2009-10
- Kerry Keating.....1999-2000
- Floyd Kerr.....1987
- Rex Kilby.....1966
- Bobby Kummer.....2010-14
- Bryan Lentz.....2014-18
- Gene Littles.....1976
- Jack Lytton.....1965
- Toby Madison.....2003-04
- Raheem Martin.....2022-Pres.**
- Matt McMahon.....2001-10
- Kent Moseley.....1958
- Richard Morgan.....2006-09
- George Morrow.....1992-96
- Patrick Moynihan.....2019-2023
- Tom Muse.....1961
- Mike Muse.....1985-86
- Ralph Patterson.....1987-92
- Buzz Peterson.....1988-89
- I.J. Poole.....2018-19
- Tony Pujol.....2004-06
- Darryl Robinson.....2004
- Mantis Robinson.....2014-18
- Nate Ross.....1978-85
- Kellen Sampson.....2011-14
- Todd Sandstedt.....1989-96
- Rick Scruggs.....2010-11
- Tony Searcy.....1980, 1982-86
- Skip Shear.....1971-72
- Charles Simmons.....1981
- George Singleton.....1997-98
- Ahmad Smith.....2004-08
- Tanner Smith.....2023-Pres.**
- Bob Szorc.....2019-Pres.**
- Gerry Vaillancourt.....1986
- Terrell West.....1964
- Carl Wyatt.....1959
- Frank Young.....2019-Pres.**



Bob Light



Bob Light, who won 212 games in 15 seasons as Appalachian's head coach, was honored before the Elon game in 2006

**SCORING**

Year	Player	G	Pts	Avg.
1951-52	John Pyecha	24	380	15.8
1952-53	Bob Campbell	23	285	12.4
1953-54	Bob Campbell	22	341	15.5
1954-55	John Pyecha	24	630	26.3
1955-56	Dave Abernathy	21	558	26.6
1956-57	Dave Abernathy	24	524	21.8
1957-58	Don King	24	378	15.8
1958-59	Don King	24	511	21.3
1959-60	Don King	26	502	19.3
1960-61	Rick Howe	27	466	17.3
1961-62	Wayne Duncan	23	383	16.7
1962-63	Wayne Duncan	26	451	17.3
1963-64	Wayne Duncan	26	471	18.1
1964-65	Wayne Duncan	24	429	17.9
1965-66	James Wilcox	26	509	19.6
1966-67	Danny Beauchamp	29	497	17.1
1967-68	Allan Price	27	404	15.0
1968-69	Allan Price	27	591	21.9
1969-70	John Thomas	27	382	14.1
1970-71	Bob Tate	24	295	12.3
1971-72	Stan Davis	26	458	17.6
1972-73	Stan Davis	26	585	22.5
1973-74	Stan Davis	22	466	21.2
1974-75	Ed Kane	23	359	15.6
1975-76	Darryl Robinson	27	408	15.1
1976-77	Walter Anderson	29	382	13.2
1977-78	Darryl Robinson	27	483	17.9
1978-79	Darryl Robinson	29	437	15.1
1979-80	Walter Anderson	28	407	14.5
1980-81	Charles Payton	29	495	17.1
1981-82	John Fitch	26	389	15.0
1982-83	David Lawrence	27	414	15.3
1983-84	David Lawrence	28	407	14.5
1984-85	Glenn Clyburn	28	451	16.1
1985-86	Rod Davis	29	426	14.7
1986-87	Darryl Person	28	296	10.6
1987-88	Kemp Phillips	29	412	14.2
1988-89	Sam Gibson	27	450	16.7
1989-90	Sam Gibson	30	457	15.2
1990-91	Steve Spurlock	28	520	18.6
1991-92	Billy Ross	29	462	15.9
1992-93	Billy Ross	28	683	24.4
1993-94	Chad McClendon	27	462	17.1
1994-95	Chad McClendon	29	533	18.4
1995-96	Kareem Livingston	28	438	15.6
1996-97	Junior Braswell	28	567	20.3
1997-98	Kareem Livingston	29	360	12.4
1998-99	Marshall Phillips	29	462	15.9
1999-00	Rufus Leach	32	525	16.4
2000-01	Josh Shehan	31	349	11.3
2001-02	Donald Payne	28	252	9.0
2002-03	Shawn Hall	28	573	20.5
2003-04	Noah Brown	30	394	13.1
2004-05	Noah Brown	30	379	12.6
2005-06	D.J. Thompson	30	572	19.1
2006-07	D.J. Thompson	33	514	15.6
2007-08	Donte Minter	30	418	13.9
2008-09	Kellen Brand	31	458	14.8
2009-10	Donald Sims	37	754	20.4
2010-11	Donald Sims	31	652	21.0
2011-12	Omar Carter	31	364	11.7
2012-13	Nathan Healy	31	449	14.5
2013-14	Tab Hamilton	30	382	12.7
2014-15	Frank Eaves	29	481	16.6
2015-16	Frank Eaves	31	579	18.7
2016-17	Ronshad Shabazz	30	502	16.7
2017-18	Ronshad Shabazz	33	609	18.5
2018-19	Ronshad Shabazz	32	586	18.3
2019-20	Justin Forrest	32	553	17.3
2020-21	Justin Forrest	26	344	13.2
2021-22	Adrian Delph	34	602	17.7
2022-23	Donovan Gregory	31	388	12.5
2023-24	Donovan Gregory	33	432	13.1

**REBOUNDING**

Year	Player	G	Reb	Avg.
1951-52	John Pyecha	24	352	14.7
1952-53	Bob Campbell	23	204	8.9
1953-54	Bob Campbell	22	258	11.7
1954-55	John Pyecha	22	318	14.5
1955-56	Dave Abernathy	21	271	12.9
1956-57	Dave Abernathy	24	211	8.8
1957-58	Bill Mueller	24	136	5.7
1958-59	Rick Howe	24	264	11.0
1959-60	Rick Howe	26	350	13.5
1960-61	Rick Howe	27	350	13.0
1961-62	Wayne Duncan	23	279	12.1
1962-63	Wayne Duncan	26	278	10.7
1963-64	Wayne Duncan	26	293	11.3
1964-65	Wayne Duncan	24	258	13.5
1965-66	Tony Gray	27	291	10.8
1966-67	Danny Beauchamp	29	242	8.3
1967-68	Allan Price	27	263	9.8
1968-69	Allan Price	27	351	13.0
1969-70	Darryl Gibson	26	259	9.6
1970-71	Walt Turner	20	188	9.4
1971-72	Larry Dudas	24	227	9.5
1972-73	Erwin Hill	25	278	11.1
1973-74	Dave Cook	25	187	7.5
1974-75	Don Stringfellow	24	186	7.2
1975-76	Mel Hubbard	19	146	7.7
1976-77	Mel Hubbard	29	265	9.1
1977-78	Tony Searcy	28	359	2.8
1978-79	Mel Hubbard	29	291	10.0
1979-80	Charles Payton	28	254	9.0
1980-81	Charles Payton	26	310	10.7
1981-82	Charles Payton	26	202	7.8
1982-83	Dale Roberts	27	255	8.3
1983-84	Dale Roberts	29	249	8.6
1984-85	Greg Dolan	26	156	6.0
1985-86	Rod Davis	29	152	5.2
1986-87	Jerry Holmes	28	133	4.8
1987-88	Sam Gibson	29	179	6.2
1988-89	Sam Gibson	27	181	6.7
1989-90	Sam Gibson	30	208	6.9
1990-91	Tim Powers	30	234	8.1
1991-92	Steve Spurlock	29	253	8.7
1992-93	Chad McClendon	28	235	8.4
1993-94	Chad McClendon	27	239	8.9
1994-95	Chad McClendon	29	293	10.1
1995-96	Kareem Livingston	28	145	5.2
1996-97	Blair Adderley	28	137	4.9
1997-98	Marshall Phillips	29	215	7.4
1998-99	Marshall Phillips	29	199	6.9
1999-00	Cedrick Holmes	32	218	7.5
2000-01	Donald Payne	31	198	6.4
2001-02	Josh Shehan	28	164	5.9
2002-03	Josh Shehan	29	215	7.4
2003-04	Derek Thomas	30	154	5.1
2004-05	Clint Deas	29	184	6.4
2005-06	Jeremy Clayton	27	184	6.8
2006-07	Jeremy Clayton	33	234	7.1
2007-08	Jeremy Clayton	31	252	8.1
2008-09	Isaac Butts	31	263	8.5
2009-10	Isaac Butts	37	301	8.1
2010-11	Andre Williamson	31	195	6.3
2011-12	Andre Williamson	30	215	7.2
2012-13	Nathan Healy	31	239	7.7
2013-14	Michael Obacha	30	261	8.7
2014-15	Tommy Spagnolo	29	203	7.0
2015-16	Griffin Kinney	31	145	4.7
2016-17	Isaac Johnson	30	202	6.7
2017-18	Isaac Johnson	33	277	8.4
2018-19	Isaac Johnson	31	266	8.6
2019-20	Isaac Johnson	30	232	7.7
2020-21	Donovan Gregory	28	170	6.1
2021-22	James Lewis Jr.	32	190	5.9
2022-23	Justin Abson	32	188	5.9
2023-24	Tre'Von Spillers	34	301	8.9

**FIELD GOAL PCT.**

Year	Player	G	FG-A	Pct.
1951-52	John Pyecha	24	155-322	.467
1952-53	Bill Brown	23		.392
1953-54	Dave Abernathy	22		.385
1954-55	John Pyecha	24	200-336	.595
1955-56	Dave Abernathy	21	208-436	.477
1956-57	Dave Abernathy	24	197-408	.483
1957-58	Bill Mueller	24		.448
1958-59	Don King	24	201-411	.489
1959-60	Don King	26	192-400	.480
1960-61	Rick Howe	27	179-384	.466
1961-62	Jim Richardson	24	142-283	.502
1962-63	Jack Lyttton	25	133-307	.433
1963-64	Jim Richardson	25		.449
1964-65	Tony Gray	24	107-227	.471
1965-66	Gil Sprinkle	27	114-227	.502
1966-67	Allan Price	29	157-287	.547
1967-68	Allan Price	27	160-320	.500
1968-69	Allan Price	27	230-464	.496
1969-70	Darryl Gibson	26	129-259	.498
1970-71	Jake Lane	24	107-222	.482
1971-72	John Rutt	18	87-163	.534
1972-73	Erwin Hill	25	148-290	.510
1973-74	Dave Cook	25	102-217	.470
1974-75	Don Stringfellow	24	126-230	.548
1975-76	Mel Hubbard	19	85-163	.521
1976-77	Mel Hubbard	29	111-223	.498
1977-78	Tony Searcy	28	180-322	.559
1978-79	Darryl Robinson	29	165-298	.554
1979-80	Charles Payton	28	143-252	.567
1980-81	Charles Payton	29	178-281	.633
1981-82	Charles Payton	26	141-259	.544
1982-83	David Lawrence	27	166-327	.508
1983-84	Dale Roberts	29	106-182	.582
1984-85	Greg Dolan	26	116-205	.566
1985-86	Rod Davis	29	174-307	.567
1986-87	Jimmy Stewart	28	69-140	.493
1987-88	Jerry Holmes	29	67-107	.626
1988-89	Sam Gibson	27	182-300	.607
1989-90	Broderick Parker	30	150-250	.600
1990-91	Ricky Nedd	29	137-196	.699
1991-92	Ricky Nedd	29	92-134	.687
1992-93	Ricky Nedd	28	84-120	.700
1993-94	Ricky Nedd	27	99-147	.673
1994-95	K. Livingston	29	86-153	.562
1995-96	K. Livingston	28	161-285	.565
1996-97	K. Livingston	28	130-204	.637
1997-98	K. Livingston	29	145-231	.628
1998-99	Cedrick Holmes	29	110-194	.567
1999-00	Cedrick Holmes	32	134-227	.590
2000-01	Josh Shehan	31	142-218	.651
2001-02	Nate Carson	28	70-128	.547
2002-03	J. Mitchell	29	88-140	.629
2003-04	Ahmad Smith	29	40-73	.548
2004-05	Clint Deas	29	57-101	.564
2005-06	Tyler Webb	30	45-81	.556
2006-07	Donte Minter	25	122-190	.642
2007-08	Donte Minter	30	164-276	.594
2008-09	Isaac Butts	31	111-187	.594
2009-10	Isaac Butts	37	142-236	.602
2010-11	Andre Williamson	31	104-185	.562
2011-12	Isaac Butts	28	87-135	.644
2012-13	Nathan Healy	31	168-347	.484
	Tevin Baskin	31	109-225	.484
2013-14	Tommy Spagnolo	30	102-171	.569
2014-15	Tommy Spagnolo	29	115-277	.507
2015-16	Michael Obacha	30	31-54	.574
2016-17	Griffin Kinney	30	102-198	.515
2017-18	Griffin Kinney	33	130-223	.583
2018-19	Hunter Seacat	32	71-127	.559
2019-20	Hunter Seacat	33	90-151	.596
2020-21	James Lewis Jr.	28	67-116	.578
2021-22	James Lewis Jr.	32	71-130	.546
2022-23	Justin Abson	32	86-142	.606
2023-24	Justin Abson	34	112-181	.619



# APP STATE BASKETBALL

## FREE THROW PCT.

Year	Player	G	FT-A	Pct.
1951-52	Jimmy Mast	24		.733
1952-53	Arville Stanley	23		.695
1953-54	O.D. Wallace	22		.804
1954-55	John Peyecha	24	230-307	.749
1955-56	Bob Campbell	21		.681
1956-57	Conrad Horton	24		.766
1957-58	Bill Mueller	24		.791
1958-59	Don King	24	109-129	.845
1959-60	Don King	26	118-144	.819
1960-61	Rick Howe	27	108-131	.824
1961-62	Jim Richardson	24	84-196	.792
1962-63	Wayne Duncan	26	139-184	.755
1963-64	Jim Richardson	25	89-115	.774
1964-65	Wayne Duncan	24	143-179	.793
1965-66	James Wilcox	26	125-156	.801
1966-67	Gary Chenevey	29	107-128	.836
1967-68	D. Beauchamp	27	83-103	.805
1968-69	Allan Price	27	131-181	.704
1969-70	Dave Mullis	26	79-106	.745
1970-71	Jake Lane	24	62-86	.721
1971-72	Stan Davis	26	108-136	.794
1972-73	Stan Davis	26	103-138	.746
1973-74	Alvin Gentry	25	55-77	.714
1974-75	Tim White	24	65-81	.802
1975-76	Darryl Robinson	27	74-106	.698
1976-77	Tony Searcy	29	55-74	.743
1977-78	Darryl Robinson	27	119-156	.763
1978-79	Darryl Robinson	29	107-137	.781
1979-80	Walter Anderson	28	95-135	.703
1980-81	Charles Payton	29	139-198	.702
1981-82	John Fitch	26	53-63	.841
1982-83	Andy Black	25	63-78	.808
1983-84	Wade Capehart	29	63-88	.716
1984-85	Lyn. Robinson	28	58-72	.806
1985-86	Lyn. Robinson	29	55-69	.797
1986-87	Kemp Phillips	28	75-103	.728
1987-88	Kemp Phillips	29	118-142	.831
1988-89	Ronnie Christian	28	76-86	.884
1989-90	Kemp Phillips	30	99-123	.805
1990-91	Tim Powers	29	88-121	.727
1991-92	Rodney Peel	28	62-73	.849
1992-93	Billy Ross	28	126-170	.741
1993-94	Nod Carter	27	86-110	.782
1994-95	Junior Braswell	29	70-87	.805
1995-96	K. Livingston	28	116-152	.763
1996-97	Junior Braswell	28	103-126	.817
1997-98	Blair Adderley	29	54-74	.730
1998-99	Cedrick Holmes	29	53-73	.726
1999-00	Rufus Leach	32	70-83	.843
2000-01	Matt Jones	30	40-49	.816
2001-02	Graham Bunn	28	65-79	.823
2002-03	Shawn Hall	28	92-112	.821
2003-04	J. Mitchell	27	49-65	.754
2004-05	Chris McFarland	29	46-53	.868
2005-06	Nathan Cranford	24	28-34	.824
2006-07	E. Bermudez	29	28-32	.875
2007-08	Donald Sims	31	94-107	.879
2008-09	Donald Sims	31	98-114	.860
2009-10	Donald Sims	37	175-184	.951
2010-11	Donald Sims	31	178-206	.864
2011-12	Nathan Healy	30	38-44	.864
2012-13	Nathan Healy	31	61-76	.803
2013-14	Chris Burgess	30	39-47	.830
2014-15	Frank Eaves	29	143-176	.813
2015-16	Frank Eaves	31	156-191	.817
2016-17	Emarius Logan	29	54-64	.844
2017-18	Griffin Kinney	33	85-116	.733
2018-19	Ronshad Shabazz	32	101-124	.815
2019-20	Justin Forrest	32	141-189	.746
2020-21	Adrian Delph	29	45-55	.818
2021-22	Adrian Delph	34	81-104	.779
2022-23	Terence Harcum	32	65-78	.833
2023-24	Terence Harcum	34	69-86	.802

## 3-PT FIELD GOAL PCT.

Year	Player	G	3FG	Pct.
1980-81	John Fitch	29	7-17	.412
1981-82	John Fitch	26	4-11	.364
1982-83	Ron Fiorini	26	6-20	.300
1983-84	Glenn Clyburn	29	4-7	.571
1986-87	Kemp Phillips	28	45-94	.478
1987-88	Kemp Phillips	29	60-133	.451
1988-89	Rodney Peel	28	81-193	.420
1989-90	Kemp Phillips	30	54-126	.429
1990-91	Ed Ward	30	75-158	.475
1991-92	Billy Ross	29	57-128	.445
1992-93	Billy Ross	28	93-230	.404
1993-94	William Cook	27	71-160	.444
1994-95	Brian Hege	29	41-125	.328
1995-96	Tige Darner	28	46-101	.456
1996-97	Tige Darner	28	59-139	.424
1997-98	Marshall Phillips	29	15-38	.395
1998-99	Matt McMahon	29	60-132	.455
1999-00	Rufus Leach	32	103-241	.427
2000-01	Jonathan Butler	31	23-63	.365
2001-02	Graham Bunn	28	22-41	.537
2002-03	Graham Bunn	29	43-105	.410
2003-04	Chris McFarland	30	23-59	.390
2004-05	D.J. Thompson	30	61-150	.407
2005-06	D. McL-Williams	28	42-109	.385
2006-07	Nate Cranford	33	84-211	.398
2007-08	Ryann Abraham	31	49-97	.464
2008-09	Donald Sims	31	90-221	.407
2009-10	Donald Sims	37	123-288	.427
2010-11	Omar Carter	31	38-95	.400
2011-12	Jamaal Trice	30	43-116	.371
2012-13	Jamaal Trice	31	35-86	.407
2013-14	Mike Neal	30	31-96	.323
2014-15	Chris Burgess	29	47-121	.388
2015-16	Bennett Holley	25	17-43	.395
2016-17	Patrick Good	29	55-134	.410
2017-18	Bennett Holley	33	15-39	.385
2018-19	Bennett Holley	31	30-70	.429
2019-20	O'Shown Williams	31	64-189	.339
2020-21	Adrian Delph	29	67-191	.351
2021-22	Terence Harcum	18	7-16	.438
2022-23	Christopher Mantis	32	43-118	.364
2023-24	Terence Harcum	34	73-205	.356

## ASSISTS

Year	Player	G	Ast	Avg.
1971-72	Stan Davis	26	88	3.4
1972-73	Stan Davis	26	113	4.4
1973-74	Stan Davis	22	90	4.5
1974-75	—not available—			
1975-76	—not available—			
1976-77	Walter Anderson	29	87	3.0
1977-78	Darryl Robinson	27	84	3.1
1978-79	Darryl Robinson	29	72	2.5
1979-80	Walter Anderson	28	78	2.9
1980-81	Kelvin McMillian	29	83	2.9
1981-82	Charles Payton	26	101	3.9
1982-83	Wade Capehart	24	72	3.0
1983-84	Wade Capehart	29	92	3.2
1984-85	Lyn. Robinson	28	134	4.9
1985-86	Lyn. Robinson	29	104	3.6
1986-87	Kemp Phillips	28	78	2.8
1987-88	Kemp Phillips	28	130	4.5
1988-89	Kemp Phillips	20	81	4.1
1989-90	Kemp Phillips	30	153	5.1
1990-91	Ed Ward	30	130	4.3
1991-92	Rodney Peel	28	128	4.6
1992-93	Ricky Nedd	28	110	3.9
1993-94	Jeff Williams	27	105	3.9
1994-95	Junior Braswell	29	127	4.4
1995-96	Junior Braswell	28	138	4.9
1996-97	Junior Braswell	28	118	4.2
1997-98	Tyson Patterson	29	159	5.5
1998-99	Tyson Patterson	29	154	5.3
1999-00	Tyson Patterson	32	218	6.8
2000-01	Jonathan Butler	31	147	4.7
2001-02	Jonathan Butler	28	85	3.0
2002-03	Graham Bunn	29	140	4.8
2003-04	Corwin Davis	29	90	3.1
2004-05	D.J. Thompson	30	133	4.4
2005-06	D.J. Thompson	30	132	4.4
2006-07	D.J. Thompson	33	163	4.9
2007-08	Donald Sims	31	80	2.6
2008-09	Donald Sims	31	70	2.6
2009-10	Ryann Abraham	37	94	2.5
2010-11	Donald Sims	31	112	3.6
2011-12	Mike Neal	30	92	3.1
2012-13	Mike Neal	23	82	3.6
2013-14	Mike Neal	30	85	2.8
2014-15	Chris Burgess	29	84	2.9
2015-16	Frank Eaves	31	68	2.2
2016-17	Emarius Logan	29	72	2.5
2017-18	Ronshad Shabazz	33	100	3.0
2018-19	Ronshad Shabazz	32	75	2.3
2019-20	Justin Forrest	32	91	2.8
2020-21	Michael Almonacy	29	84	2.9
2021-22	Michael Almonacy	34	104	3.1
2022-23	Donovan Gregory	31	132	4.3
2023-24	Myles Tate	34	120	3.5

## STEALS

Year	Player	G	Stl	Avg.
1971-72	Stan Davis	26	44	1.7
1972-73	Stan Davis	26	73	2.8
1973-74	Stan Davis	22	61	2.8
1974-75	Ed Kane	23	30	1.3
1975-76	Darryl Robinson	27	31	1.2
1976-77	Walter Anderson	29	40	1.4
1977-78	Walter Anderson	26	37	1.4
1978-79	Darryl Robinson	29	43	1.5
1979-80	Walter Anderson	28	32	1.1
1980-81	Charles Payton	29	34	1.2
1981-82	John Fitch	26	39	1.5
1982-83	Dale Roberts	27	24	0.9
1983-84	Wade Capehart	29	36	1.2
1984-85	Glenn Clyburn	28	34	1.2
1985-86	Lyn. Robinson	29	44	1.5
1986-87	Darryl Person	28	38	1.4
1987-88	Rodney Peel	29	52	1.8
1988-89	Rodney Peel	28	48	1.7
1989-90	Rodney Peel	30	75	2.5
1990-91	Billy Ross	30	42	1.4
1991-92	Rodney Peel	28	62	2.2
1992-93	Ricky Nedd	28	54	1.9
1993-94	Chad McClendon	27	37	1.4
1994-95	Junior Braswell	29	38	1.3
1995-96	Junior Braswell	28	34	1.2
	Brian Hege	28	34	1.2
1996-97	Junior Braswell	28	51	1.8
1997-98	Tyson Patterson	29	56	1.9
1998-99	Tyson Patterson	29	75	2.6
1999-00	Tyson Patterson	32	87	2.7
2000-01	Jonathan Butler	31	38	1.2
2001-02	Matt Jones	28	45	1.6
2002-03	Matt Jones	29	60	2.1
2003-04	D.J. Thompson	30	46	1.5
2004-05	D.J. Thompson	30	81	2.7
2005-06	D.J. Thompson	30	81	2.7
2006-07	D.J. Thompson	33	85	2.8
2007-08	Jeremy Clayton	31	31	1.0
2008-09	Eduardo Bermudez	23	26	1.1
2009-10	Ryann Abraham	37	39	1.1
2010-11	Donald Sims	31	53	1.7
2011-12	Mike Neal	30	58	1.9
2012-13	Nathan Healy	31	59	1.9
2013-14	Tab Hamilton	30	36	1.2
2014-15	Frank Eaves	29	38	1.3
2015-16	Frank Eaves	31	26	0.8
2016-17	Isaac Johnson	30	34	1.1
2017-18	Justin Forrest	33	42	1.3
2018-19	Justin Forrest	30	37	1.2
2019-20	O'Shown Williams	31	56	1.8
2020-21	Donovan Gregory	29	54	1.9
2021-22	Donovan Gregory	34	44	1.3
2022-23	Donovan Gregory	31	50	1.6
2023-24	Donovan Gregory	34	35	1.1

## BLOCKS

Year	Player	G	Blk	Avg.
1979-80	Charles Payton	28	34	1.2
1980-81	Charles Payton	29	40	1.4
1981-82	Charles Payton	26	31	1.1
1982-83	Dale Roberts	27	24	0.9
1983-84	Dale Roberts	29	20	0.7
1984-85	Greg Dolan	26	18	0.7
1985-86	James Carlton	29	29	1.0
1986-87	Sanford Killian	28	18	0.6
1987-88	Sam Gibson	29	28	0.9
1988-89	Sam Gibson	27	30	1.1
1989-90	Sam Gibson	30	47	1.6
1990-91	Steve Spurlock	28	56	2.0
1991-92	Steve Spurlock	29	35	1.2
1992-93	Ricky Nedd	28	67	2.4
1993-94	Ricky Nedd	27	53	2.0
1994-95	K. Livingston	29	40	1.4
1995-96	K. Livingston	28	38	1.4
1996-97	K. Livingston	28	44	1.6
1				



**1919-20 (0-1)**  
Lenoir-Rhyne 14-15 L

**CHAPPELL WILSON ERA**

**1925-26 (17-5)**

West Jefferson	59-9	W
Mountain City	21-7	W
Tryon	58-26	W
at Mountain City	23-12	W
Dallas	21-12	W
N.C. Deaf School	43-27	W
Cove Creek	42-12	W
Crossnore	27-28	L
at Milligan	32-46	L
at N.C. Deaf School	32-42	L
Washington (Md.)	25-21	W
Wilkes All-Stars	36-25	W
at Crossnore	29-35	L
Rutherford	42-28	W
Wingate	50-17	W
Wingate	29-27	W
Milligan	21-19	W
at Wilkes All-Stars	24-16	W
at Winston-Salem YMCA	21-42	L
at North Wilkesboro	32-26	W
Newland	44-8	W
North Wilkesboro	24-16	W

**G.P. EGGERS ERA I**

**1927-28 (15-3)**

Wilkes All-Stars	52-20	W
Wilkes All-Stars	42-16	W
at Mars Hill	23-32	L
Western Carolina	57-19	W
Rutherford	32-27	W
at ETSU	23-34	L
at Hiwassee	42-18	W
Wingate	47-30	W
at Rutherford	39-26	W
at Catawba	25-18	W
Wingate	34-26	W
at Campbell	11-62	L
ETSU	35-32	W
at Piedmont	53-31	W
Catawba	42-30	W
Hiwassee	32-30	W
Piedmont	32-29	W
Campbell	21-18	W

**VANN G. HENSON ERA**

**1928-29 (12-8)**

at Johnson Bible	31-12	W
at Young Harris	39-20	W
at ETSU	29-15	W
at Lincoln Memorial	24-18	W
at Western Carolina	26-30	L
Rutherford	27-20	W
Lenoir-Rhyne	14-23	L
Carolina Monograms	32-33	L
at Gardner-Webb	30-20	W
at Rutherford	16-31	L
Western Carolina	36-31	W
Young Harris	26-18	W
Piedmont	30-35	L
at Lenoir-Rhyne	33-35	L
ETSU	27-17	W
Bluefield State	32-31	W
Glennville State	33-26	W
at West Liberty	17-47	L
at Shepherd	26-43	L
Gardner-Webb	47-27	W

**C.B. JOHNSTON ERA**

**1929-30 (14-5)**

Johnson Bible	41-17	W
Campbell	25-17	W
Buncombe	32-29	W
at Lenoir-Rhyne	17-27	L
Western Carolina	31-15	W
High Point	29-21	W
Barton	41-25	W
at Catawba	18-16	W
Guilford	29-14	W
Gardner-Webb	36-30	W
at Johnson Bible	18-16	W
Lenoir-Rhyne	22-17	W
at Western Carolina	29-25	W
at Buncombe	40-32	W
at High Point	26-41	L
Catawba	19-20	L
at Guilford	18-22	L
at Barton	34-28	W
at Gardner-Webb	19-38	L

**1930-31 (12-3)**

Lenoir-Rhyne	30-17	W
Western Carolina	40-24	W
High Point	21-17	W
at ETSU	24-35	L
at Catawba	25-26	L
at Guilford	26-27	L
Catawba	28-23	W
at Lenoir-Rhyne	29-21	W
Lynchburg	35-24	W
Barton	51-33	W
at High Point	39-23	W
Guilford	40-24	W
ETSU	42-39	W
at King	33-29	W
at Campbell	45-21	W

**1931-32 (10-6)**

Union (Ky.)	37-27	W
Catawba	32-25	W
at ETSU	25-27	L
at Western Carolina	35-37	L
Wingate	46-30	W
Guilford	38-34	W
Lenoir-Rhyne	32-26	W
at High Point	29-12	W
Catawba	20-21	L
at Barton	47-29	W
at Lenoir-Rhyne	22-28	L
High Point	28-26	W
ETSU	31-22	W
Campbell	31-24	W
at Guilford	43-53	L
at Guilford	26-34	L

**1932-33 (10-6)**

at Charlotte YMCA	29-30	L
Union College	34-37	L
Lenoir-Rhyne	51-20	W
High Point	29-30	L
at Western Carolina	36-32	L
at Western Carolina	40-36	W
Western Carolina	50-49	W
Guilford	36-42	L
at Parris Island Marine	61-31	W
Wingate	47-34	W
Barton	31-25	W
at High Point	51-38	W
at Guilford	42-45	L
at Barton	31-28	W
at Lenoir-Rhyne	38-28	W
Campbell	24-22	W

**EUGENE GARBEE ERA**

**1933-34 (12-6)**

Yadkin All-Stars	42-30	W
Winston YMCA	33-32	W
Bamberg	33-36	L
at Winston YMCA	29-40	L
at Barton*	48-30	W
at East Carolina	41-26	W
at High Point*	43-42	W
at ETSU*	34-37	L
at Western Carolina*	34-36	L
Lincoln Memorial*	49-40	W
at Lenoir-Rhyne*	46-43	W
Barton*	46-32	W
High Point*	32-41	L
Lenoir-Rhyne*	36-28	W
Western Carolina*	37-31	W
Western Carolina*	38-34	W
ETSU*	33-38	L
Maryville*	36-31	W

**1934-35 (8-11)**

High Point	27-42	L
Tusculum	29-25	W
Lincoln Memorial	39-29	W
Maryville (Tenn.)	25-49	L
Barton	40-31	W
at Carson-Newman	39-50	L
at ETSU	29-44	L
at Milligan	51-49	W
at High Point	27-43	L
at Barton	37-34	W
ETSU	29-49	W
Lenoir-Rhyne	40-66	L
at Western Carolina	38-35	W
Western Carolina	47-32	W
Milligan	50-48	W
Carson-Newman	51-60	L
at Catawba	32-45	L
at Lenoir-Rhyne	55-56	L
at Elon	40-52	L

**FLUCIE STEWART ERA I**

**1935-36 (3-15)**

at High Point	28-27	W
ETSU	30-35	L
Catawba	33-43	L
High Point	24-43	L
Milligan	31-38	L
Lenoir-Rhyne	30-43	L
at Lenoir-Rhyne	19-44	L
Tusculum	55-33	W
at ETSU	34-46	L
at Barton	31-20	W
at Catawba	31-33	L
at Carson-Newman	32-47	L
at Western Carolina	31-36	L
Carson-Newman	33-43	L
at Elon	33-46	L
Western Carolina	40-43	L
at Tusculum	19-26	L
vs. Elon@	31-56	L

@ North State Conference Tournament

**1936-37 (10-8)**

High Point	21-25	L
at High Point	32-28	W
at Catawba	29-28	W
ETSU	52-33	W
Lenoir-Rhyne	24-26	L
Carson-Newman	35-37	L
at Milligan	34-33	W
at King	37-33	W
at Western Carolina	32-36	L
Elon	32-34	L
Milligan	40-25	W
Catawba	35-32	W
at ETSU	56-29	W
at Lenoir Rhyne	32-41	L
Western Carolina	42-33	W
King	44-37	W
at Elon	29-33	L
at Carson-Newman	27-29	L

**1937-38 (10-7)**

Barton	56-25	W
at High Point	33-36	L
High Point	30-28	L
at Catawba	32-36	L
Lenoir-Rhyne	43-34	W
at Elon	23-36	L
at Guilford	53-27	W
Catawba	40-38	W
at Lenoir-Rhyne	29-35	L
Guilford	60-28	W
Western Carolina	62-28	W
Elon	32-47	L
at Barton	37-28	W
at Western Carolina	31-45	L
at Emory & Henry	33-31	W
Emory & Henry	46-26	W
Charlotte YMCA	51-49	W

**1938-39 (11-5)**

Morris Harvey	34-46	L
at Erskine	44-32	W
at Presbyterian	23-22	W
Barton	61-16	W
at Catawba	26-34	L
High Point	38-35	W
at Lenoir-Rhyne	37-38	L
Elon	47-22	W
Guilford	51-21	W
Lenoir-Rhyne	45-34	W
Western Carolina	48-31	W
at Guilford	56-34	W
at High Point	39-53	L
at Elon	38-48	L
Catawba	61-42	W
at Western Carolina	36-24	W

**1939-40 (18-3)**

Morris Harvey	42-31	W
at North Carolina	49-58	L
at NC State	39-25	W
Barton	41-34	W
Western Carolina	46-34	W
at Lenoir-Rhyne	45-38	W
at Catawba	48-43	W
Lenoir-Rhyne	48-28	W
Guilford	62-34	W
Guilford	50-28	W
High Point	59-40	W
King	61-50	W
at Guilford	74-42	W
Catawba	68-39	W
at King	41-34	W
Mexico	52-33	W
at Western Carolina	50-48	W
Elon	60-41	W
at Elon	22-24	L
Bemidji State #	43-34	W
San Diego #	46-48	L

#NAIB Tournament, Kansas City, Mo.

**CLYDE CANIPE ERA**

**1940-41 (22-3)**

at ETSU	51-34	W
at King	50-33	W
ETSU	67-40	W
at Lincoln Memorial	48-40	W
King	56-46	W
Lenoir-Rhyne	91-41	W
at East Carolina	66-49	W
at Elon	39-27	W
at Lenoir-Rhyne	66-45	W
Catawba	55-47	W
Guilford	52-29	W
at High Point	32-45	L
at West Carolina	63-39	W
at Catawba	51-34	W
at Barton	59-40	W
at Guilford	76-28	W
High Point	42-39	W
Western Carolina	59-28	W
at Elon	49-54	L
Western Carolina*	54-43	W
Elon*	41-34	W
Catawba*	51-40	W
Baker (Kan.)#	63-42	W
Baltimore#	48-36	W
Cal-Santa Barbara#	29-36	L

\* North State Tournament, High Point, N.C.

# NAIB Tournament, Kansas City, Mo.



## 1941-42 (16-4)

Western Carolina^	59-40	L
Western Carolina^	52-41	L
Catawba^	59-31	L
at Catawba	64-34	W
at Western Carolina	75-33	W
at Western Carolina	54-31	W
at High Point	40-26	W
High Point *	41-33	W
Western Carolina *	36-31	W
Simpson (Iowa) #	48-31	W
Kansas Wesleyan #	54-40	W
N.W. Missouri #	34-46	L

\*North State Conf.Tournament, High Point, N.C.

#NAIB Tournament, Kansas City, Mo.

^ Game forfeited due to use of ineligible players

## HAROLD QUINCY ERA

### 1943-44 (0-7)

Jan. 14 at Catawba	71-73	L
Jan. 15 at Catawba	43-61	L
Jan. 22 Guilford	39-40	L
Jan. 28 High Point	58-65	L
Jan. 29 High Point	33-55	L
Feb. 4 at High Point	51-61	L
Feb. 5 at High Point	33-45	L

## G.P. EGGERS ERA II

### 1944-45 (6-13, 4th North State)

Dec. 18 at Lincoln Memorial	26-40	L
Dec. 19 at Lincoln Memorial	30-40	L
Jan. 5 at Milligan	22-74	L
Jan. 6 at Carson-Newman	28-36	L
Jan. 11 at High Point	46-37	W
Jan. 12 at Guilford	33-35	L
Jan. 13 Carson-Newman	35-30	W
Jan. 26 Elon	51-33	W
Jan. 27 at Catawba	30-53	L
Jan. 30 at Lenoir-Rhyne	31-29	W
Feb. 3 Milligan	48-91	L
Feb. 6 at Lenoir-Rhyne	31-29	W
Feb. 8 High Point	37-44	L
Feb. 15 Catawba	23-56	L
Feb. 16 at Lincoln Memorial	20-59	L
Feb. 17 at Lincoln Memorial	41-71	L
Feb. 19 Guilford	47-43	W
Feb. 23 at Elon	43-44	L
Feb. 24 at Barton	46-27	W

## FRANCIS HOOVER ERA I

### 1945-46 (11-8, 7-5 North State)

Jan. 8 at Milligan	43-38	W
Jan. 10 at ETSU	35-68	L
Jan. 12 Elon	50-51	L
Jan. 15 at High Point	47-54	L
Jan. 19 ETSU	58-55	W
Jan. 23 Western Carolina	43-38	W
Jan. 26 at Catawba	51-43	W
Jan. 29 at Guilford	23-28	L
Jan. 30 King	57-20	W
Feb. 2 Milligan	46-47	L
Feb. 5 at Lenoir-Rhyne	64-42	W
Feb. 9 at Western Carolina	35-45	L
Feb. 12 Catawba	43-39	W
Feb. 16 at King	39-27	W
Feb. 18 Guilford	68-54	W
Feb. 19 at Davidson	39-52	L
Feb. 21 Lenoir-Rhyne	70-45	W
Feb. 23 at Elon	55-42	W
Feb. 26 High Point	52-63	L

## FLUCIE STEWART ERA II

### 1946-47 (11-3)

Jan. 9 at Western Carolina	53-46	W
Jan. 15 Elon	65-37	W
Jan. 18 at Lenoir-Rhyne	67-35	W
Jan. 25 at Catawba	45-36	W
Jan. 28 Guilford	55-30	W
Jan. 30 at Elon	32-34	L
Feb. 1 High Point	47-43	W
Feb. 8 Western Carolina	59-58	W
Feb. 11 at Guilford	44-43	W
Feb. 13 Barton	60-45	W
Feb. 15 at High Point	37-43	L
Feb. 20 at Lenoir-Rhyne	62-52	W
Feb. 21 Catawba	49-46	W
Feb. 24 Lenoir-Rhyne *	63-64	L

\*North State Conf.Tournament, High Point, N.C.

## FRANCIS HOOVER ERA II

### 1947-48 (20-8)

Dec. 9 at Milligan	60-50	W
Dec. 13 Carson-Newman	42-36	W
Dec. 15 at McCrary	57-62	L
Dec. 18 at Chatham	55-54	W
Jan. 1 Berea (Ky.)	53-43	W
Jan. 3 Chatham	55-46	W
Jan. 7 McCrary	74-59	W
Jan. 10 Milligan	65-51	W
Jan. 13 Elon	39-31	W
Jan. 15 at Carson-Newman	41-47	L
Jan. 17 at Lenoir-Rhyne	63-70	L
Jan. 20 at Western Carolina	43-56	L
Jan. 24 Catawba	66-51	W
Jan. 26 East Carolina	66-47	W
Jan. 27 Barton	55-46	W
Feb. 2 Guilford	62-50	W
Feb. 4 Western Carolina	75-48	W
Feb. 7 at Elon	42-44	L
Feb. 10 at Guilford	49-48	W
Feb. 12 East Carolina	65-44	W
Feb. 14 at High Point	48-54	L
Feb. 18 Lenoir-Rhyne	74-58	W
Feb. 21 Catawba	92-61	W
Feb. 23 High Point	61-66	L
Feb. 26 Elon *	58-45	W
Feb. 27 Catawba *	60-51	W
Feb. 28 High Point *	74-59	W
Mar. 10 Lawrence Tech #	48-76	L

\*North State Conference Tournament, Elkin, N.C.

#NAIA Tournament, Kansas City, Mo.

### 1948-49 (14-7)

#### 15-7 (12-4, 2nd North State)

Dec. 6 at ETSU	53-56	L
Dec. 14 Guilford	58-56	W
Dec. 17 at East Carolina	53-60	L
Dec. 18 at Barton	63-33	W
Jan. 8 Lenoir-Rhyne	53-50	W
Jan. 11 at Western Carolina	57-59	L
Jan. 15 ETSU	52-60	L
Jan. 18 at High Point	57-60	W
Jan. 20 Georgia Southern	72-57	L
Jan. 22 at Catawba	46-61	L
Jan. 25 Barton	56-46	W
Feb. 4 East Carolina	54-41	W
Feb. 5 at Lenoir-Rhyne	59-52	W
Feb. 8 Elon	86-53	W
Feb. 11 at Elon	66-41	W
Feb. 12 at Guilford	60-52	W
Feb. 15 High Point	81-69	W
Feb. 19 Catawba	67-50	W
Feb. 24 Barton*	82-50	W
Feb. 25 East Carolina*	69-52	W
Feb. 26 Lenoir-Rhyne	55-57	L

\*North State Conference Tournament, Elkin, N.C.

## 1949-50 (21-9)

### 21-9 (12-4, 2nd North state)

Dec. 3 Kannapolis YMCA	79-55	W
Dec. 8 at Kannapolis YMCA	62-49	W
Dec. 9 ETSU	73-48	W
Dec. 13 Guilford	69-52	W
Dec. 16 at East Carolina	41-42	L
Dec. 17 at Barton	47-51	L
Jan. 5 at ETSU	58-41	W
Jan. 7 at Lenoir-Rhyne	60-50	W
Jan. 10 at Western Carolina	63-51	W
Jan. 12 at Guilford	59-47	W
Jan. 14 Barton	60-34	W
Jan. 17 at High Point	50-60	L
Jan. 19 Erskine	82-56	W
Jan. 20 at Catawba	84-71	W
Jan. 24 Elon	78-48	W
Jan. 27 at Erskine	57-69	L
Jan. 28 at Georgia Southern	56-79	L
Jan. 31 at High Point	60-71	L
Feb. 2 East Carolina	63-53	W
Feb. 4 at Lenoir-Rhyne	58-48	W
Feb. 7 at McCrary	51-54	L
Feb. 8 at Elon	52-50	W
Feb. 10 at McCrary	54-64	L
Feb. 15 Western Carolina	90-64	W
Feb. 18 Catawba	76-71	W
Feb. 23 Guilford *	70-59	W
Feb. 24 Lenoir-Rhyne *	84-76	W
Feb. 25 Elon *	67-53	W
Mar. 1 Erskine @	57-54	W
Mar. 14 Brooklyn #	75-79	L

\*North State Conference Tournament, Statesville, N.C.

@District Playoffs, Statesville, N.C.

#NAIA Tournament, Kansas City, Mo.

## 1950-51 (16-8)

### 16-8 (12-4, 2nd North State)

Dec. 5 at Milligan	79-64	W
Dec. 8 ETSU	57-55	W
Dec. 12 Guilford	55-53	W
Dec. 14 Erskine*	65-60	W
Dec. 18 Troy State	94-60	W
Jan. 3 Elon	73-54	W
Jan. 4 Wake Forest*	55-74	L
Jan. 6 Lenoir-Rhyne	78-57	W
Jan. 8 at ETSU	47-65	L
Jan. 12 at East Carolina	55-71	L
Jan. 13 at Barton	85-59	W
Jan. 16 at Western Carolina	90-80	W
Jan. 20 at Catawba	67-80	L
Jan. 24 Barton	68-59	W
Jan. 27 at High Point	95-65	L
Jan. 29 East Carolina	66-57	W
Feb. 3 at Lenoir-Rhyne	80-61	L
Feb. 6 at Guilford	74-52	W
Feb. 7 at Elon	64-59	W
Feb. 10 High Point	66-62	W
Feb. 15 Western Carolina	82-66	W
Feb. 17 Catawba	76-75	W
Feb. 22 Elon@	60-54	L
Feb. 27 East Carolina#	69-77	L

\*Shelby, N.C.

@ North State Conference Tournament, Statesville, N.C.

#NAIB District 26 Playoffs, Hickory, N.C.

## 1951-52 (18-6)

Dec. 5 Milligan	95-48	W
Dec. 11 at Guilford	63-72	L
Dec. 18 East Carolina	70-69	W
Jan. 5 at Lenoir-Rhyne	86-63	W
Jan. 9 Elon	81-68	W
Jan. 11 at North Georgia	99-48	W
Jan. 12 at Jacksonville State	75-63	W
Jan. 14 at Troy State	93-67	W
Jan. 15 at Erskine	86-61	W
Jan. 19 at Catawba	83-73	W
Jan. 22 at Western Carolina	80-84	L
Jan. 24 Barton	93-60	W
Jan. 26 at High Point	63-67	L
Jan. 28 at Barton	62-60	W
Jan. 29 at East Carolina	79-78	W
Feb. 2 Lenoir-Rhyne	73-54	W
Feb. 6 at Elon	58-65	L
Feb. 9 High Point	77-66	W
Feb. 14 Guilford	58-57	W
Feb. 19 at Erskine	97-61	W
Feb. 20 Western Carolina	102-58	W
Feb. 23 Catawba	100-76	W
Feb. 28 Elon *	65-72	L
Guilford @	57-63	L

\*North State Conference Tournament, Statesville, N.C.

@District Playoffs

## 1952-53 (5-18)

Guilford	64-62	W
at High Point	70-80	L
at Guilford	61-66	L
Erskine	61-73	L
at ETSU	65-83	L
Elon	61-64	L
at Barton	67-60	W
at East Carolina	63-70	L
Lenoir-Rhyne	86-72	W
Western Carolina	77-84	L
High Point	77-87	L
ETSU	55-87	L
Catawba	66-70	L
at Erskine	82-92	L
at Guilford	84-82	W
East Carolina	67-79	L
at Elon	57-86	L
at Lenoir-Rhyne	69-70	L
Barton	95-86	W
at High Point	73-81	L
Feb. 17 at Western Carolina	70-108	L
at Catawba	52-60	L
Feb. 25 Elon *	56-95	L

\*North State Conference Tournament, Winston-Salem, N.C.

## 1953-54 (4-20)

Dec. 2 Milligan	66-81	L
Dec. 4 at Milligan	73-83	L
Dec. 5 Tusculum	65-71	L
Dec. 8 at ETSU	64-82	L
Dec. 12 at Tusculum	74-84	L
Dec. 16 ETSU	62-66	L
Jan. 7 at Guilford	67-52	W
Jan. 9 Lenoir-Rhyne %	65-78	L
Jan. 10 Western Carolina %	63-73	L
Jan. 16 at High Point	62-84	L
Jan. 20 at Barton	75-98	L
Jan. 21 at East Carolina	66-91	L
Jan. 23 at Catawba	62-64	L
Jan. 27 Elon	81-74	W
Jan. 30 Guilford	94-73	W
Feb. 1 East Carolina	74-99	L
Feb. 3 at Elon	73-84	L
Feb. 6 Lenoir-Rhyne	58-70	L
Feb. 10 Barton	77-85	L
Feb. 13 High Point	77-71	W
Feb. 15 Western Carolina	64-87	L
Feb. 17 at Western Carolina	67-87	L
Feb. 20 Catawba	67-69	L
Feb. 26 Lenoir-Rhyne *	61-86	L

%Spindale Invitational, Spindale, N.C.

\*North State Tournament, Lexington, N.C.



**1954-55 (12-12)**

Dec. 1	at Milligan	61-77	L
Dec. 4	Milligan	82-79	W
Dec. 13	at Carson-Newman	80-86	L
Dec. 15	Carson-Newman	85-71	W
Dec. 17	at East Carolina	66-73	L
Dec. 18	at Barton	70-85	L
Dec. 20	Guilford	70-85	L
Jan. 6	at Guilford	81-95	L
Jan. 8	Lenoir-Rhyne	79-90	L
Jan. 12	Western Carolina	91-73	W
Jan. 15	at High Point	77-80	L
Jan. 19	at Elon	62-69	L
Jan. 22	Catawba	81-62	W
Jan. 24	at ETSU	77-86	L
Jan. 26	King	86-66	W
Jan. 29	Guilford	84-76	W
Jan. 31	East Carolina	88-84	W
Feb. 3	Elon	80-70	W
Feb. 5	at Lenoir-Rhyne	76-107	L
Feb. 9	Barton	105-97	W
Feb. 12	High Point	98-87	W
Feb. 16	at Western Carolina	86-70	W
Feb. 19	at Catawba	87-83	W
Feb. 24	Lenoir-Rhyne*	81-91	L

\*North State Conference Tournament, Lexington, N.C.

**1955-56 (8-13)**

King	96-74	W
at Carson-Newman	77-88	L
at Mercer	78-89	L
Dec. 5 Carson-Newman	92-85	W
East Carolina	66-77	L
at Guilford	83-65	W
at Lenoir-Rhyne	68-98	L
Jan. 4 Western Carolina	67-74	L
Jan. 7 High Point	86-75	W
Jan. 11 at Elon	81-102	L
Jan. 14 Catawba	78-71	W
Jan. 28 Guilford	99-69	W
Jan. 30 at East Carolina	55-84	L
Jan. 31 at Barton	82-89	L
Feb. 4 Lenoir-Rhyne	65-80	L
Feb. 6 Barton	75-95	L
Feb. 9 Elon	85-69	W
at High Point	81-80	W
Feb. 15 at Western Carolina	87-89	L
Feb. 18 at Catawba	84-102	L
Feb. 22 Elon*	61-86	L

\*North State Conference Tournament, Lexington, N.C.

**1956-57 (4-19)**

ETSU	60-74	L
Pfeiffer	76-93	L
at Carson-Newman	79-76	W
vs. Carson-Newman*	74-67	W
at East Carolina%	66-77	L
Elon	76-78	L
High Point	56-60	L
at Catawba	54-60	L
at Elon	48-86	L
Guilford	83-53	W
Lenoir-Rhyne	63-99	L
at High Point	59-80	L
at Western Carolina	62-84	L
Western Carolina	87-93	L
at Mercer	78-91	L
Jan. 15 at Stetson	61-110	L
at Guilford	50-71	L
East Carolina	68-74	L
at Barton	73-88	L
at Lenoir-Rhyne	60-99	L
Barton	66-80	L
Catawba	69-66	W
Feb. 27 Catawba*	56-71	L

% Spindale Invitational, Spindale, N.C.

\*North State Conference Tournament, Lexington, N.C.

**BOB LIGHT ERA**

**1957-58 (12-12)**

Wofford	94-81	W
Carson-Newman	94-72	W
at Carson-Newman	63-62	W
at ETSU	57-72	L
ETSU %	55-53	W
East Carolina %	77-78	L
Barton	64-58	W
East Carolina	58-94	L
at Pfeiffer	90-84	W
Guilford	61-53	W
at Barton	74-85	L
Western Carolina	75-60	W
at East Carolina	65-74	L
Pfeiffer	85-74	W
Catawba	78-66	W
at High Point	63-73	L
at Elon	48-78	L
at Guilford	60-71	L
at Western Carolina	60-61	L
Lenoir-Rhyne	48-50	L
at Catawba	84-75	W
Elon	51-50	W
High Point	63-78	L
Lenoir-Rhyne*	55-86	L

%Spindale Invitational, Spindale, N.C.

\*North State Tournament, Lexington, N.C.

**1958-59 (16-9)**

Pfeiffer	95-78	W
at ETSU	71-77	L
Guilford	79-74	W
UNC Pembroke	85-46	W
at Wofford	63-52	W
at Pfeiffer	84-69	W
Wofford	77-76	W
East Carolina	86-75	W
at Guilford	72-43	W
at Lenoir-Rhyne	45-74	L
Western Carolina	58-67	L
at High Point	63-80	L
Elon	72-50	W
Barton	73-67	W
Catawba	71-67	W
at East Carolina	60-94	L
at Barton	49-57	L
Lenoir-Rhyne	69-60	W
Emory & Henry	78-66	W
at Elon	71-74	W
High Point	82-71	L
Feb. 14 Pfeiffer	104-76	W
at Western Carolina	60-78	L
at Catawba	76-65	W
Lenoir-Rhyne	68-82	L

\*North State Conference Tournament, Lexington, N.C.

**1959-60 (19-9)**

Dec. 3 Pfeiffer	69-68	W
Dec. 5 at Guilford	64-62	W
Dec. 8 Coll. of Charleston	112-58	W
Dec. 10 at Emory & Henry	103-76	W
Dec. 12 at Coll. of Charleston	74-40	W
Dec. 15 Wofford	63-67	L
Dec. 22 Lenoir-Rhyne	72-71	W
Jan. 5 East Carolina	75-65	W
Jan. 8 Guilford	78-62	W
Jan. 9 at Lenoir-Rhyne	68-81	L
Jan. 11 Elon	76-70	W
Jan. 14 Western Carolina	76-63	W
Jan. 16 High Point	72-74	L
Jan. 23 at Catawba	68-76	L
Jan. 25 Barton	72-58	W
Jan. 27 at Pfeiffer	89-63	W
Feb. 1 at East Carolina	73-81	L
Feb. 2 at Barton	65-59	W
Feb. 6 Lenoir-Rhyne	73-71	W
Feb. 8 ETSU	86-87	L
Feb. 10 at Elon	64-62	W
Feb. 13 at High Point	90-88	W
Feb. 17 at Western Carolina	71-60	W
Feb. 20 Catawba	61-68	L
Feb. 25 East Carolina*	87-79	W
Feb. 26 Catawba*	57-72	L
Lenoir-Rhyne @	84-77	W
Wofford @	67-77	L

\*North State Conference Tournament, Lexington, N.C.

@District Playoffs

**1960-61 (17-10)**

Dec. 3 at Guilford	71-56	W
Dec. 5 at ETSU	62-79	L
Dec. 8 Lincoln Memorial %	66-59	W
Dec. 9 Presbyterian %	84-56	W
Dec. 10 at Carson-Newman %	50-48	W
Dec. 12 at Pfeiffer	60-42	W
Dec. 14 East Carolina	79-73	W
Jan. 4 Guilford	83-58	W
Jan. 7 Lenoir-Rhyne	80-88	L
Jan. 9 Elon	89-66	W
Jan. 12 at Western Carolina	64-58	W
Jan. 14 High Point	84-61	W
Jan. 16 at Wofford	74-65	W
Jan. 21 Catawba	71-70	W
Jan. 23 Barton	76-80	L
Jan. 25 Pfeiffer	78-63	W
Jan. 28 Belmont Abbey	71-75	L
Jan. 30 at East Carolina	70-72	L
Jan. 31 at Barton	68-89	L
Feb. 4 at Lenoir-Rhyne	80-93	L
Feb. 8 High Point	68-80	L
Feb. 11 at Elon	68-66	W
Feb. 15 Western Carolina	85-75	W
Feb. 18 at Catawba	73-67	W
Feb. 23 Western Carolina*	107-85	W
Feb. 24 High Point*	73-84	L
Lenoir-Rhyne @	62-68	L

%Jefferson City Invitational, Jefferson City, Tenn.

\*North State Conference Tournament, Lexington, N.C.

@District Playoffs

**1961-62 (11-13)**

Dec. 2 at Guilford	63-64	L
Dec. 5 ETSU	60-74	L
Dec. 7 Pfeiffer	66-63	W
Dec. 11 at Belmont Abbey	47-59	L
Dec. 13 East Carolina	68-74	L
Jan. 3 Guilford	68-57	W
Jan. 6 at Lenoir-Rhyne	75-85	L
Jan. 8 at Elon	51-78	L
Jan. 11 Western Carolina	75-73	W
Jan. 13 High Point	76-70	W
Jan. 15 at Pfeiffer	58-65	L
Jan. 18 Newberry	100-79	W
Jan. 20 at Catawba	61-58	W
Jan. 22 Barton	81-61	W
Jan. 26 Wofford	81-77	W
Jan. 29 at Barton	61-70	L
Jan. 30 at East Carolina	71-74	L
Feb. 3 Lenoir-Rhyne	64-58	W
Feb. 5 at Newberry	64-67	L
Feb. 8 Elon	72-45	W
Feb. 10 at High Point	67-69	L
Feb. 14 at Western Carolina	66-56	W
Feb. 17 Catawba	77-97	L
Feb. 21 Western Carolina*	62-83	L

\*Carolinas Conference Tournament, Lexington, N.C.

**1962-63 (14-12)**

at Wofford	77-86	L
Guilford	81-61	W
Barton	82-66	W
Pfeiffer	71-57	W
at Newberry	72-64	W
Belmont Abbey	73-66	W
Erskine	55-58	L
at Campbell	77-70	W
Wofford	67-64	W
at Lenoir-Rhyne	49-68	L
Elon	71-60	W
at Western Carolina	51-59	L
High Point	48-61	L
at Pfeiffer	63-60	W
Catawba	60-62	L
at Barton	72-75	L
at ETSU	60-75	W
Lenoir-Rhyne	77-72	W
at Guilford	74-61	W
at Elon	65-77	L
at High Point	50-74	L
Newberry	52-50	W
Western Carolina	66-62	W
at Catawba	49-62	L
Catawba*	64-57	W
High Point*	60-72	L

\*Carolinas Conference Tournament, Lexington, N.C.

**1963-64 (14-12)**

Mars Hill	83-36	W
at Pfeiffer	86-94	L
Dec. 5 Newberry	107-63	W
at Erskine	59-66	L
at Belmont Abbey	76-69	W
ETSU	52-50	W
Piedmont	98-61	W
Erskine	66-63	W
at Newberry	84-56	W
Lenoir-Rhyne	55-67	L
at Elon	61-89	L
Western Carolina	62-58	W
at High Point	68-83	L
Pfeiffer	78-69	W
at Catawba	59-81	L
at Barton	97-90	W
Guilford	82-76	W
Wofford	98-87	W
Barton	91-81	W
at Lenoir-Rhyne	57-65	L
at Wofford	70-90	L
Elon	56-54	W
High Point	64-87	L
at Western Carolina	54-77	L
Catawba	73-75	L
High Point*	57-88	L

\*Carolinas Conference Tournament, Lexington, N.C.

**1964-65 (14-10)**

Pfeiffer	61-57	W
at Erskine	64-71	L
at Mars Hill	72-74	L
Belmont Abbey	74-61	W
Elon	59-56	W
Newberry	51-49	W
Jan. 1 Hampden-Sydney %	76-66	W
Jan. 2 Wofford %	53-62	L
Jan. 5 at Belmont Abbey	76-66	W
Lenoir-Rhyne	95-72	W
at Newberry	87-60	W
at Western Carolina	61-71	L
High Point	85-69	W
at Pfeiffer	62-64	L
Catawba	76-57	W
at Barton	83-71	W
Jan. 25 Barton	80-65	W
at Lenoir-Rhyne	68-79	L
Guilford	79-69	W
at Elon	59-72	L
at High Point	58-79	L
Western Carolina	85-72	W
at Catawba	58-71	L
Elon*	58-70	L

%Spindale Invitational, Spindale, N.C.

\*Carolinas Conference Tournament, Lexington, N.C.

**1965-66 (17-10)**

Nov. 30 Presbyterian	83-32	W
Dec. 2 at Pfeiffer	63-58	W
Dec. 4 Newberry	86-52	W
Dec. 8 at Barton	80-66	W
Dec. 11 at Erskine	54-71	L
Dec. 14 at Elon	73-80	L
Dec. 16 at Belmont Abbey	65-55	W
Dec. 31 Wofford %	81-84	L
Jan. 1 Campbell %	74-71	W
Jan. 5 High Point	73-77	L
Jan. 8 at Lenoir-Rhyne	74-82	L
Jan. 10 at Newberry	69-67	W
Jan. 13 Western Carolina	66-85	L
Jan. 19 Pfeiffer	106-68	W
Jan. 22 at Catawba	58-64	L
Jan. 25 Barton	112-99	W
Jan. 28 at Presbyterian	59-63	L
Feb. 2 Belmont Abbey	105-78	W
Feb. 5 Lenoir-Rhyne	78-72	W
Feb. 7 Mars Hill	88-71	W
Feb. 9 Elon	81-73	W
Feb. 12 at High Point	62-67	L
Feb. 15 at Western Carolina	57-56	W
Feb. 19 Catawba	88-80	W
Feb. 24 Lenoir-Rhyne*	75-64	W
Feb. 25 Western Carolina*	65-63	W
Feb. 26 High Point*	55-59	L

% Spindale Invitational, Spindale, N.C.

\*Carolinas Conference Tournament, Lexington, N.C.



## 1966-67 (21-8)

Nov. 29	at Presbyterian	112-78	W
Dec. 1	Pfeiffer	72-57	W
Dec. 3	at Newberry	75-73	W
Dec. 12	at Barton	68-71	L
Dec. 14	at Elon	74-65	W
Dec. 30	Shorter %	77-91	L
Dec. 31	Catawba %	81-77	W
Jan. 3	Erskine	75-65	W
Jan. 7	Guilford	98-86	W
Jan. 9	Newberry	83-73	W
Jan. 12	at Western Carolina	69-75	L
Jan. 14	High Point	86-84	W
Jan. 18	at Pfeiffer	64-65	L
Jan. 21	Catawba	72-64	W
Jan. 24	Barton	88-73	W
Jan. 28	Presbyterian	84-65	W
Feb. 4	at Lenoir-Rhyne	68-77	L
Feb. 6	at Guilford	84-96	L
Feb. 8	Elon	75-70	W
Feb. 11	at High Point	68-65	W
Feb. 15	Western Carolina	77-72	W
Feb. 18	at Catawba	82-84	L
Feb. 23	at Belmont Abbey	77-69	W
Feb. 25	Lenoir-Rhyne	95-68	W
Mar. 2	Catawba *	78-67	W
Mar. 3	Elon *	89-82	W
Mar. 4	Guilford *	91-67	W
Mar. 9	Lynchburg @	100-84	W
Mar. 10	Guilford @	78-85	L

%Spindale Invitational, Spindale, N.C.

\*Carolinas Conference Tournament, Lexington, N.C.

@District Playoffs

## 1967-68 (14-13)

Presbyterian	95-61	W
at Pfeiffer	75-69	W
Newberry	76-72	W
at Guilford \$	55-86	L
Lenoir-Rhyne \$	78-72	W
at Barton	75-90	L
UNC Asheville %	83-89	L
Wofford %	90-62	W
at Erskine	75-60	W
Guilford	72-78	L
at Newberry	72-78	L
High Point	81-88	L
Pfeiffer	93-67	W
at Catawba	73-64	W
Barton	88-95	L
at Presbyterian	77-68	W
Elon	87-75	W
Lenoir-Rhyne	79-74	W
Western Carolina	79-95	L
at Elon	75-81	L
at High Point	88-97	L
at Western Carolina	66-91	L
Catawba	84-85	L
Belmont Abbey	76-67	W
at Lenoir-Rhyne	69-59	W
Barton *	68-58	W
Guilford *	84-93	L

\$Gate City Classic, Greensboro, N.C.

%Spindale Invitational, Spindale, N.C.

\*Carolinas Conference Tournament, Lexington, N.C.

## VARSITY GYM ERA

### 1968-69 (12-15)

Nov. 30	at Belmont Abbey	66-78	L
Dec. 2	at ETSU	68-85	L
Dec. 5	at Pfeiffer	79-84	L
Dec. 7	Lenoir-Rhyne ^	66-64	W
Dec. 14	at The Citadel	78-80	L
Dec. 27	UNC Pembroke %	75-71	W
Dec. 28	at Lenoir-Rhyne %	67-71	L
Jan. 4	at UNC Wilmington	102-110	L
Jan. 6	Newberry	105-83	W
Jan. 9	at Western Carolina	80-67	W
Jan. 11	High Point	89-85	W
Jan. 13	at Presbyterian	70-61	W
Jan. 15	Pfeiffer	86-56	W
Jan. 18	Catawba	85-67	W
Jan. 20	at Virginia Tech	74-84	L
Jan. 23	Barton	107-78	W
Jan. 25	Presbyterian	72-62	W
Jan. 27	at Elon	64-78	L
Jan. 29	ETSU	64-90	L
Feb. 1	at Lenoir-Rhyne	71-86	L
Feb. 5	Elon	65-67	L
Feb. 8	at High Point	71-107	L
Feb. 10	at Barton	87-105	L
Feb. 12	Western Carolina	86-80	W
Feb. 15	at Catawba	69-78	L
Feb. 18	at Newberry	90-98	L
Feb. 22	UNC Wilmington	82-72	W

^first game in Varsity Gymnasium

%Hickory Tournament, Hickory, N.C.

### 1969-70 (15-12)

at Voorhees	86-88	L	
Dec. 3	Belmont Abbey	85-71	W
Dec. 6	at ETSU	60-94	L
Dec. 10	at Wake Forest	49-71	L
Dec. 13	at UNC Asheville	63-54	W
Dec. 15	at M. Tennessee St.	50-53	L
Jan. 2	Valdosta State %	67-75	L
Jan. 3	S.E. Louisiana %	63-66	L
Jan. 8	Western Carolina	67-65	W
Jan. 10	High Point	79-60	W
Jan. 13	at Lander	68-60	W
Jan. 17	at Catawba	74-61	W
Jan. 19	Voorhees	101-77	W
Jan. 22	at Emory & Henry	76-77	L
Jan. 24	UNC Asheville	73-60	W
Jan. 29	Carson-Newman	75-80	L
Jan. 31	at Lenoir-Rhyne	64-71	L
Feb. 7	at High Point	81-84	W
Feb. 10	ETSU	87-74	W
Feb. 14	Catawba	105-69	W
Feb. 16	Emory & Henry	89-60	W
Feb. 18	at Virginia Tech	83-79	W
Feb. 21	Lenoir-Rhyne	61-70	L
Feb. 23	Erskine	87-60	W
Feb. 28	at Western Carolina	87-83	W
Mar. 5	Newberry @	80-53	W
Mar. 6	S.C. State @	80-90	L

%Pensacola Invitational, Pensacola, Fla.

@District Playoffs

## 1970-71 (8-16)

Dec. 1	at Wake Forest	66-96	L
Dec. 5	at Virginia Tech	66-89	L
Dec. 11	Luther Rice	109-66	W
Dec. 12	UNC Asheville	64-75	L
Dec. 14	at ETSU	53-85	L
Dec. 16	West Florida	57-74	L
Jan. 5	Western Carolina	85-73	W
Jan. 7	at Winston-Salem St.	79-87	L
Jan. 9	High Point	86-89	L
Jan. 13	Voorhees	80-71	W
Jan. 16	at Western Carolina	70-106	L
Jan. 18	Winston-Salem State	81-84	L
Jan. 20	at UNC Asheville	64-82	L
Jan. 25	at Mars Hill	66-69	L
Jan. 27	at Carson-Newman	93-104	L
Jan. 30	Lenoir-Rhyne	72-68	W
Feb. 1	Middle Tennessee St.	74-68	W
Feb. 6	at High Point	66-76	L
Feb. 8	ETSU	85-77	W
Feb. 10	at UNC Charlotte	59-76	L
Feb. 13	Mars Hill	90-70	W
Feb. 17	UNC Charlotte	59-76	L
Feb. 20	at Lenoir Rhyne	83-102	L
Feb. 22	Lander	62-61	W

## 1971-72 (8-18)

Dec. 1	Mars Hill	73-75	L
Dec. 4	UNC Wilmington	104-67	W
Dec. 6	UNC Pembroke	91-77	W
Dec. 9	at Furman	91-101	L
Dec. 15	at Virginia Tech	80-92	L
Dec. 17	at Davidson	96-109	L
Jan. 5	at ETSU	65-96	L
Jan. 8	UNC Asheville	69-78	L
Jan. 10	at Mars Hill	77-89	L
Jan. 15	Western Carolina	79-82	L
Jan. 17	at UNC Asheville	68-80	L
Jan. 20	at East Carolina	82-89	L
Jan. 22	at UNC Charlotte	64-79	L
Jan. 24	Furman	98-116	L
Jan. 27	Carson-Newman	96-90	W
Jan. 29	at Lenoir-Rhyne	74-87	L
Jan. 31	at Western Carolina	74-70	W
Feb. 3	ETSU	87-79	W
Feb. 5	High Point	72-65	W
Feb. 7	at Mercer	70-101	L
Feb. 9	Coll. of Charleston	92-80	W
Feb. 12	Charlotte	78-77	W
Feb. 19	Lenoir-Rhyne	80-99	L
Feb. 21	at High Point	61-70	L
Feb. 26	at UNC Wilmington	67-82	L
Mar. 2	Davidson +	77-88	L

+SoCon Tournament, Greenville, S.C.

(App State was a provisional member of the SoCon in 1971-72, eligible for the conference tournament)

## PRESS MARAVICH ERA

### 1972-73 (6-20, 3-8 SoCon)

Nov. 27	at #8 NC State	53-130	L
Nov. 29	at Virginia Tech	58-99	L
Dec. 4	UNC Pembroke	55-60	L
Dec. 7	Richmond*	67-65	W
Dec. 9	at East Carolina*	69-84	L
Dec. 11	at William & Mary*	71-73	L
Dec. 16	Furman*	80-96	L
Dec. 28	American %	84-98	L
Dec. 29	Delaware %	77-89	L
Jan. 3	ETSU	71-73	L
Jan. 10	at Western Carolina	86-98	L
Jan. 13	at VMI *	68-82	L
Jan. 18	The Citadel*	78-75	W
Jan. 20	at Georgia Southern	94-90	W
Jan. 22	at Furman*	83-103	L
Jan. 24	UNC Asheville	90-87	W
Jan. 27	at Lenoir-Rhyne	74-96	L
Jan. 29	at Richmond*	69-111	L
Feb. 3	UNC Charlotte	77-75	W
Feb. 7	at ETSU	87-105	L
Feb. 10	East Carolina*	88-70	W
Feb. 15	at Davidson*	81-108	L
Feb. 17	Lenoir-Rhyne	78-84	L
Feb. 19	at The Citadel*	69-87	L
Feb. 24	Western Carolina	74-77	L
Mar. 1	Furman +	68-101	L

%Roanoke Invitational, Roanoke, Va.

+ SoCon Tournament, Richmond, Va.

## 1973-74 (5-20, 1-11 SoCon)

Dec. 1	at William & Mary*	63-100	L
Dec. 3	at Richmond*	60-78	L
Dec. 8	VMI*	65-74	L
Dec. 10	at Duke	53-83	L
Dec. 12	ETSU	65-78	L
Dec. 14	Western Carolina	78-71	W
Jan. 3	at ETSU	75-89	L
Jan. 5	Furman*	71-111	L
Jan. 12	The Citadel*	90-72	W
Jan. 14	at East Carolina*	52-53	L
Jan. 19	Georgia Southern	71-83	L
Jan. 21	at The Citadel*	76-77	L
Jan. 24	at Carson-Newman	92-93	L
Jan. 26	at Lenoir-Rhyne	77-82	L
Jan. 29	at UNC Charlotte	73-85	L
Feb. 2	UNC Asheville	80-78	W
Feb. 4	Richmond*	83-93	L
Feb. 6	at Furman*	72-89	L
Feb. 9	at Western Carolina	79-73	W
Feb. 11	East Carolina*	68-73	L
Feb. 13	at VMI*	59-62	L
Feb. 16	Lenoir-Rhyne	63-60	W
Feb. 20	Davidson*	58-65	L
Feb. 23	at Wake Forest	60-106	L
Feb. 27	Furman +	60-71	L

+SoCon Tournament, Richmond, Va.

## 1974-75 (3-23, 1-11 SoCon)

Dec. 3	Charleston So.	78-84	L
Dec. 5	VMI*	81-98	L
Dec. 7	UNC Asheville	83-74	W
Dec. 9	at Clemson	57-103	L
Dec. 11	at Wake Forest	69-100	L
Dec. 14	at The Citadel*	94-99	L
Jan. 2	at #7 Maryland	50-96	L
Jan. 6	at ETSU	79-96	L
Jan. 9	UNC Charlotte	61-75	L
Jan. 14	at East Carolina*	68-78	L
Jan. 18	Richmond*	70-101	L
Jan. 21	at Furman*	52-91	L
Jan. 27	at VMI*	55-73	L
Jan. 30	The Citadel*	69-70	L
Feb. 2	ETSU	72-86	L
Feb. 5	East Carolina*	78-71	W
Feb. 8	Furman*	59-96	L
Feb. 10	Lenoir-Rhyne	61-70	L
Feb. 13	William & Mary*	59-69	L
Feb. 15	at Western Carolina	79-85	L
Feb. 17	at Davidson*	89-99	L
Feb. 20	at Lenoir-Rhyne	88-80	W
Feb. 22	Western Carolina	72-76	L
Feb. 24	at Georgia Southern	83-104	L
Feb. 26	at Richmond*	97-101	L
Mar. 1	at Furman +	69-75	L

+SoCon Tournament, Greenville, S.C.

Feb. 23 at Western Carolina 70-63 W

Feb. 26 Davidson + 71-66 W

Mar. 1 Furman ++ 70-64 W

Mar. 2 VMI ++ 67-69 L

+SoCon Tournament, Boone, N.C.

++SoCon Tournament, Roanoke, Va.



**BOBBY CREMINS ERA**

**1975-76 (13-14, 6-6 SoCon)**

Nov. 29	at William & Mary*	48-68	L
Dec. 1	at Richmond*	52-53	L
Dec. 6	Lenoir-Rhyne	75-61	W
Dec. 10	Pfeiffer	78-74	W
Dec. 11	at Georgia	67-83	L
Dec. 13	The Citadel*	83-65	W
Dec. 16	ETSU	80-81	L
Dec. 18	at Wake Forest	65-107	L
Jan. 7	at N.C. State	51-83	L
Jan. 10	Richmond *@	62-87	L
Jan. 14	East Carolina*	50-48	W
Jan. 17	VMI*	71-67	W
Jan. 19	at UNC Charlotte	53-73	L
Jan. 24	at Lenoir-Rhyne	67-72	L
Jan. 26	at Furman*	68-64	W
Jan. 31	at The Citadel*	70-67	W
Feb. 2	Furman*	76-77	L
Feb. 4	Davidson*	75-62	W
Feb. 7	Charleston So.	84-63	W
Feb. 9	at Western Carolina	69-79	L
Feb. 11	at ETSU	79-73	W
Feb. 14	at East Carolina*	66-84	L
Feb. 18	Western Carolina	84-83	W
Feb. 21	at VMI*	74-78	L
Feb. 23	Georgia Southern	84-68	W
Feb. 28	at East Carolina +	79-72	W
Mar. 4	VMI ++	64-71	L

@Charlotte Coliseum, Charlotte, N.C.  
 +SoCon Tournament, Greenville, N.C.  
 ++SoCon Tournament, Greenville, S.C.

**1976-77 (17-12, 8-4 SoCon)**

Nov. 29	at Auburn	61-84	L
Dec. 1	UNC Wilmington	51-49	W
Dec. 4	Lenoir-Rhyne	72-64	W
Dec. 6	at Davidson*	71-53	W
Dec. 8	at N.C. State	49-70	L
Dec. 11	William & Mary*	68-59	W
Dec. 14	ETSU	67-65	W
Dec. 18	at #14 Maryland	74-76	L
Dec. 30	at Marshall	79-84	L
Jan. 8	at William & Mary*	63-68	L
Jan. 10	at VMI*	54-74	L
Jan. 12	Furman*	80-78	W
Jan. 15	at East Carolina*	54-66	L
Jan. 19	UNC Charlotte	59-85	L
Jan. 22	at Lenoir-Rhyne	82-81	W
Jan. 25	Davidson*	49-44	W
Jan. 27	The Citadel*	76-56	W
Jan. 29	at #10 Wake Forest	73-83	L
Jan. 31	at ETSU	56-72	L
Feb. 3	Western Carolina	65-52	W
Feb. 5	at The Citadel*	68-64	W
Feb. 7	at Charleston So.	83-70	W
Feb. 12	East Carolina*	63-60	L
Feb. 14	at Furman*	83-90	W
Feb. 19	#19 VMI*	62-58	W

**1977-78 (15-13, 9-3 SoCon)**

Nov. 26	at N.C. State	79-97	L
Nov. 30	ETSU	63-80	L
Dec. 3	at Lenoir-Rhyne	72-73	L
Dec. 5	at UNC Charlotte	71-64	W
Dec. 7	Wofford	120-69	W
Dec. 10	VMI*	92-77	W
Dec. 13	Furman*	85-75	W
Dec. 17	at Clemson	88-93	L
Dec. 19	at Chattanooga*	88-78	W
Dec. 29	Georgia Southern %	81-99	L
Dec. 30	Tennessee Tech %	96-69	W
Jan. 9	at UNC Wilmington	70-73	L
Jan. 14	UNC Asheville	89-65	W
Jan. 17	Davidson*	74-60	W
Jan. 21	The Citadel*	75-66	W
Jan. 23	Marshall*	77-88	L
Jan. 26	at ETSU	81-84	L
Jan. 28	Wake Forest @	61-87	L
Feb. 1	at The Citadel*	77-65	W
Feb. 4	Western Carolina*	75-68	W
Feb. 6	at Furman*	81-74	W
Feb. 11	Lenoir-Rhyne	79-81	L
Feb. 13	Chattanooga*	110-63	W
Feb. 15	at Western Carolina*	54-68	L
Feb. 18	at VMI*	70-77	L
Feb. 20	High Point	72-56	W
Feb. 25	The Citadel +	81-64	W
Mar. 3	Furman ++	68-72	L

%Poinsettia Classic, Greenville, S.C.  
 @Greensboro Coliseum, Greensboro, N.C.  
 +SoCon Tournament, Boone, N.C.  
 ++SoCon Tournament, Roanoke, Va.

**1978-79 (23-6, 11-3 SoCon)**

Nov. 24	S.C. State %	65-60	W
Nov. 25	Campbell %	73-63	W
Nov. 28	Pfeiffer	84-71	W
Dec. 2	Lenoir-Rhyne	94-57	W
Dec. 5	at Western Carolina*	80-69	W
Dec. 9	Marshall*	81-56	W
Dec. 13	VMI*	103-82	W
Dec. 16	at Wake Forest	71-83	L
Jan. 2	at #9 N.C. State	50-58	L
Jan. 4	at ETSU	55-47	W
Jan. 6	at Chattanooga*	67-74	L
Jan. 10	Davidson*	79-65	W
Jan. 13	Furman*	66-75	L
Jan. 15	USC Spartanburg	71-64	W
Jan. 17	at VMI*	73-58	W
Jan. 20	UNC Charlotte	58-47	W
Jan. 22	Western Carolina*	49-50	L
Jan. 27	at Marshall*	78-66	W
Jan. 31	at Davidson*	84-72	W
Feb. 3	The Citadel*	76-65	W
Feb. 7	at Furman*	59-58	W
Feb. 10	UNC Wilmington	63-60	W
Feb. 14	at The Citadel*	68-64	W
Feb. 17	Chattanooga*	77-63	W
Feb. 19	ETSU*	83-56	W
Feb. 24	VMI +	73-63	W
Mar. 3	Western Carolina ++	63-43	W
Mar. 4	Furman ++	86-83	W
Mar. 10	Louisiana State #	57-71	L

%East Tennessee Tip-Off, Johnson City, Tenn.  
 \*SoCon Tournament, Boone, N.C.  
 \*\*SoCon Tournament, Roanoke, Va.  
 # NCAA Midwest Regional, Bloomington, Ind.

**1979-80 (12-16, 6-10 SoCon)**

Dec. 1	Lenoir-Rhyne	47-45	W
Dec. 4	Wofford	75-63	W
Dec. 6	at N.C. State	53-59	L
Dec. 8	VMI*	66-57	W
Dec. 12	at ETSU*	41-54	L
Dec. 15	Western Carolina*	75-77	L
Dec. 20	at Marshall*	65-74	L
Dec. 28	Ball State %	68-74	L
Dec. 29	Hardin-Simmons %	69-56	W
Jan. 5	at Furman*	65-76	L
Jan. 9	at UNC Wilmington	44-61	L
Jan. 12	at Chattanooga*	48-49	L
Jan. 14	at The Citadel*	53-54	L
Jan. 17	Bluefield (Va.)	84-63	W
Jan. 19	at Wake Forest	61-87	L
Jan. 21	Furman*	71-75	L
Jan. 23	ETSU*	50-54	L
Jan. 26	Chattanooga*	74-64	W
Jan. 30	at Davidson*	48-58	L
Feb. 2	at Western Carolina*	42-61	L
Feb. 4	Marshall*	47-41	W
Feb. 6	S.C. State	70-61	W
Feb. 9	The Citadel*	75-57	W
Feb. 11	at UNC Charlotte	56-58	L
Feb. 14	at VMI*	55-49	W
Feb. 16	Davidson*	78-76	W
Feb. 23	at Western Carolina+	67-66	W
Feb. 29	Marshall ++	76-91	L

%Pacemaker Classic, Monroe, La.  
 +SoCon Tournament, Cullowhee, N.C.  
 \*\*SoCon Tournament, Roanoke, Va.

**1980-81 (20-9, 11-5 SoCon)**

Dec. 3	Elon	70-52	W
Dec. 5	at Stetson %	58-65	L
Dec. 6	Butler %	75-73	W
Dec. 9	Milligan	82-75	W
Dec. 13	Furman*	77-74	W
Dec. 17	at N.C. State	47-71	L
Jan. 3	Limestone	77-56	W
Jan. 5	at Marshall*	52-58	L
Jan. 7	at #6 Wake Forest	42-63	L
Jan. 10	at Chattanooga*	58-86	L
Jan. 12	at Davidson*	63-66	L
Jan. 14	Lenoir-Rhyne	79-66	W
Jan. 17	VMI*	78-67	W
Jan. 21	at Furman*	66-56	W
Jan. 24	Marshall*	75-56	W
Jan. 26	ETSU*	65-60	W
Jan. 31	UNC Charlotte	53-52	W
Feb. 2	Chattanooga*	56-61	L
Feb. 5	Western Carolina*	81-68	W
Feb. 7	The Citadel*	48-41	W
Feb. 9	at VMI*	70-51	W
Feb. 11	UNC Wilmington	60-51	W
Feb. 14	at The Citadel*	66-54	W
Feb. 19	at ETSU*	78-72	W
Feb. 21	Davidson*	78-77	W
Feb. 23	at Western Carolina*	61-68	L
Feb. 28	Furman +	75-71	W
Mar. 6	Marshall **	77-62	W
Mar. 7	Chattanooga **	55-59	L

% Hatter Classic, Deland, Fla.  
 +SoCon Tournament, Boone, N.C.  
 \*\*SoCon Tournament, Roanoke, Va.

**KEVIN CANTWELL ERA**

**1981-82 (11-15, 6-10 SoCon)**

Nov. 30	Lenoir-Rhyne	76-69	W
Dec. 5	at Duke	75-70	W
Dec. 9	at N.C. State	38-66	L
Dec. 14	at Chattanooga*	42-52	L
Dec. 16	at Davidson*	62-64	L
Dec. 19	at Wake Forest	57-79	L
Jan. 5	Chattanooga*	63-81	L
Jan. 7	Furman*	64-61	W
Jan. 9	Marshall*	65-60	W
Jan. 11	at The Citadel*	64-83	L
Jan. 12	at UNC Wilmington	52-62	L
Jan. 16	at Furman*	71-76	L
Jan. 18	Mars Hill	67-44	W
Jan. 20	at UNC Charlotte	54-60	L
Jan. 25	Pfeiffer	57-56	W
Jan. 27	Western Carolina*	55-56	L
Jan. 30	at Virginia Military*	62-67	L
Feb. 3	Davidson*	54-56	L
Feb. 6	at Western Carolina*	63-68	L
Feb. 11	at ETSU*	81-79	W
Feb. 13	The Citadel*	65-46	W
Feb. 15	at Marshall*	49-61	L
Feb. 17	Emory & Henry	88-78	W
Feb. 20	VMI*	91-58	W
Feb. 22	ETSU*	62-59	W
Feb. 27	at Chattanooga +	53-62	L

+SoCon Tournament, Chattanooga, Tenn.

**1982-83 (6-21, 3-13 SoCon)**

Nov. 29	at Duke	57-73	L
Dec. 1	The Citadel*	55-60	L
Dec. 4	Augusta	64-62	W
Dec. 8	Mars Hill	86-67	W
Dec. 11	at Wake Forest	46-67	L
Dec. 20	at Virginia Tech	56-92	L
Jan. 8	Milligan	41-43	L
Jan. 11	at Davidson*	60-58	W
Jan. 13	at Chattanooga*	63-85	L
Jan. 15	ETSU*	58-78	L
Jan. 17	Western Carolina*	65-72	L
Jan. 22	Marshall*	76-95	L
Jan. 24	VMI*	69-61	W
Jan. 26	at Furman*	45-53	L
Jan. 29	at The Citadel*	72-90	L
Feb. 2	Chattanooga*	48-50	L
Feb. 4	Davidson*	45-50	L
Feb. 9	UNCG	54-58	L
Feb. 14	at VMI*	65-61	W
Feb. 16	Furman*	54-56	L
Feb. 19	at Western Carolina*	53-55	L
Feb. 21	at Georgia Tech	72-83	L
Feb. 25	at Marshall*	69-83	L
Feb. 26	at ETSU*	55-67	L
Feb. 28	at Campbell	57-59	L
Mar. 5	Campbell	74-60	W
Mar. 10	Chattanooga +	58-71	L

+SoCon Tournament, Charleston, W.Va.

**1983-84 (13-16, 8-8 SoCon)**

Nov. 28	Augusta	90-64	W
Dec. 2	Texas-Arlington %	72-73	L
Dec. 3	Fla. Southern %	48-47	W
Dec. 8	Lenoir-Rhyne	57-48	W
Dec. 10	at Wake Forest	46-72	L
Dec. 28	N.C. A&T @	63-75	L
Dec. 29	at UNC Charlotte @	51-67	L
Jan. 4	at Georgia Tech	61-78	L
Jan. 10	Chattanooga*	59-69	L
Jan. 11	at Duke	60-73	L
Jan. 14	VMI*	74-54	W
Jan. 18	at Western Carolina*	76-82	L
Jan. 21	The Citadel*	66-60	W
Jan. 23	Marshall*	84-83	W
Jan. 26	at ETSU *	63-65	L
Jan. 28	at The Citadel*	69-83	L
Jan. 30	at Furman*	57-61	L
Feb. 4	Davidson*	55-53	W
Feb. 6	at Campbell	56-57	L
Feb. 8	Furman*	61-55	W
Feb. 11	at VMI*	58-67	L
Feb. 13	at Marshall*	77-84	L
Feb. 16	at Davidson*	61-59	W
Feb. 18	Western Carolina*	76-74	W
Feb. 20	ETSU*	69-60	W
Feb. 25	Campbell	78-58	W
Feb. 27	at Chattanooga*	56-65	L
Mar. 2	The Citadel +	82-77	W
Mar. 3	Marshall +	67-97	L

%Aces Invitational, Evansville, Ind.  
 @UNCC Holiday Classic, Charlotte, N.C.

+SoCon Tournament, Asheville, N.C.



## 1984-85 (14-14, 7-9 SoCon)

Nov. 27	Central Wesleyan	107-58	W
Nov. 30	at UNC Charlotte %	77-68	W
Dec. 1	Western Carolina %	77-66	W
Dec. 5	at #4 Duke	64-98	L
Dec. 8	at Wake Forest	62-64	L
Dec. 12	Barber-Scotia	103-53	W
Dec. 15	Limestone	100-74	W
Jan. 2	at Clemson	77-84	L
Jan. 5	at ETSU*	66-57	W
Jan. 12	Davidson*	68-70	L
Jan. 14	Marshall*	67-76	L
Jan. 17	VMI*	47-52	L
Jan. 19	at The Citadel*	77-84	L
Jan. 21	at Furman*	61-54	W
Jan. 23	Erskine	96-67	W
Jan. 26	at Western Carolina*	73-79	L
Jan. 31	N.C. A&T	72-67	W
Feb. 2	Western Carolina*	60-63	L
Feb. 4	at Davidson*	73-70	W
Feb. 7	at Marshall*	82-93	L
Feb. 9	at VMI*	56-64	L
Feb. 11	Chattanooga*	76-60	W
Feb. 16	ETSU*	74-70	W
Feb. 18	Furman*	75-66	W
Feb. 20	at N.C. A&T	59-85	L
Feb. 23	The Citadel*	57-56	W
Feb. 25	at Chattanooga*	59-64	L
Mar. 1	The Citadel +	62-68	L

% UNCC Classic, Charlotte, N.C.

+ SoCon Tournament, Asheville, N.C.

## 1985-86 (17-12, 9-7 SoCon)

Nov. 25	Bluefield (Va.)	79-51	W
Nov. 27	at Texas-El Paso	52-58	L
Nov. 30	at Texas Tech	68-83	L
Dec. 3	Winthrop	69-61	W
Dec. 7	UNC Charlotte	84-73	W
Dec. 10	Erskine	68-49	W
Dec. 14	Limestone	86-79	W
Dec. 20	at UNC Charlotte	60-59	W
Dec. 28	at #3 Duke	46-88	L
Jan. 4	at Furman*	64-75	L
Jan. 9	VMI*	56-63	L
Jan. 11	at Marshall*	67-69	L
Jan. 18	Davidson*	69-65	W
Jan. 20	at Western Carolina*	66-64	W
Jan. 23	ETSU*	70-87	L
Jan. 27	at Radford	56-66	L
Jan. 29	at Chattanooga*	63-78	L
Feb. 1	The Citadel*	65-55	W
Feb. 3	Furman*	57-56	W
Feb. 6	at ETSU*	56-54	W
Feb. 8	Western Carolina*	67-53	W
Feb. 10	Chattanooga*	67-60	W
Feb. 12	Radford	63-59	W
Feb. 15	at Davidson*	50-72	L
Feb. 17	at The Citadel*	67-66	W
Feb. 22	at VMI*	69-67	W
Feb. 24	Marshall*	59-60	L
Feb. 28	Western Carolina +	63-62	W
Mar. 1	Chattanooga +	57-68	L

+ SoCon Tournament, Asheville, N.C.

## TOM APKE ERA

### 1986-87 (7-21, 3-13 SoCon)

Nov. 29	at Tennessee	47-93	L
Dec. 1	USC Spartanburg	79-69	W
Dec. 5	Texas-Pan Am %	59-71	L
Dec. 6	Hardin-Simmons %	67-74	L
Dec. 9	Mars Hill	82-65	W
Dec. 20	at Alabama	62-95	L
Dec. 29	at Duke	50-80	L
Jan. 3	at Furman*	56-73	L
Jan. 7	at Wake Forest	37-62	L
Jan. 10	at Marshall*	72-85	L
Jan. 12	at VMI*	64-68	L
Jan. 15	Chattanooga*	69-72	L
Jan. 17	at Davidson*	59-82	L
Jan. 19	Western Carolina*	55-63	L
Jan. 22	at ETSU*	70-76	L
Jan. 24	UNC Asheville	54-68	L
Jan. 28	Liberty	74-60	W
Jan. 31	at The Citadel*	72-69	W
Feb. 2	Furman*	75-81	L
Feb. 7	at Western Carolina*	62-55	W
Feb. 9	at Chattanooga*	70-84	L
Feb. 12	ETSU*	67-57	W
Feb. 14	Davidson*	58-74	L
Feb. 16	The Citadel*	66-70	L
Feb. 18	at UNC Asheville	79-67	W
Feb. 21	VMI*	84-86	L
Feb. 23	Marshall*	69-75	L
Feb. 27	Marshall +	61-76	L

% Metro Mobile Classic, El Paso, Texas

+ SoCon Tournament, Asheville, N.C.

### 1987-88 (16-13, 8-8 SoCon)

Nov. 28	at #15 Duke	74-110	L
Nov. 30	Methodist	108-85	W
Dec. 3	Bluefield (Va.)	83-63	W
Dec. 5	UNC Wilmington	61-58	W
Dec. 7	at #18 Kansas	62-73	L
Dec. 21	New Orleans %	64-79	W
Dec. 22	Loyola (Md.) %	85-69	L
Dec. 26	BYU-Hawaii @	65-62	W
Dec. 27	at Hawaii-Hilo @	100-71	W
Jan. 4	at UNC Wilmington	71-84	L
Jan. 9	at Furman*	71-81	L
Jan. 11	at Chattanooga*	43-76	L
Jan. 14	UNC Asheville	65-55	W
Jan. 16	Marshall*	80-88	L
Jan. 18	VMI*	98-82	W
Jan. 23	Davidson*	77-69	W
Jan. 25	at Western Carolina*	66-65	W
Jan. 28	ETSU*	108-90	W
Feb. 1	at UNC Asheville	86-80	W
Feb. 6	The Citadel*	89-72	W
Feb. 8	Furman*	66-67	L
Feb. 11	at ETSU*	68-67	W
Feb. 13	at Western Carolina*	100-85	W
Feb. 15	Chattanooga*	67-65	W
Feb. 20	at VMI*	65-66	L
Feb. 22	at Marshall*	72-101	L
Feb. 27	at Davidson*	72-74	L
Feb. 29	at The Citadel*	71-73	L
Mar. 4	ETSU +	73-82	L

%Pre-Holiday Classic, Honolulu, Hawaii

@Vulcan Christmas Classic, Hilo, Hawaii

+SoCon Tournament, Asheville, N.C.

## 1988-89 (20-8, 8-6 SoCon)

Nov. 28	at UNC Charlotte ^	63-77	L
Nov. 30	Liberty	95-77	W
Dec. 3	USC Spartanburg	91-67	W
Dec. 7	UNCG	91-59	W
Dec. 10	UNC Asheville	72-57	W
Dec. 12	at Georgia State	86-84	W
Dec. 28	Washington State %	58-56	W
Dec. 29	at Toledo %	75-63	W
Jan. 7	Chattanooga*	70-66	W
Jan. 9	Western Carolina*	60-57	W
Jan. 11	at UNC Asheville	77-62	W
Jan. 14	at The Citadel*	62-65	L
Jan. 16	at Furman*	61-69	L
Jan. 18	Davidson	75-65	W
Jan. 21	at ETSU*	91-70	W
Jan. 24	at Liberty	73-62	W
Jan. 28	Marshall*	76-83	L
Jan. 30	VMI*	76-69	W
Feb. 2	at Davidson	65-54	W
Feb. 4	at Western Carolina*	94-91	W
Feb. 6	at Chattanooga*	62-52	W
Feb. 11	Furman*	71-75	L
Feb. 13	The Citadel*	86-72	W
Feb. 18	ETSU*	87-89	L
Feb. 22	Randolph-Macon	81-64	W
Feb. 25	at VMI*	67-60	W
Feb. 27	at Marshall*	96-97	L
Mar. 3	Marshall +	69-83	L

^first college game in Charlotte Coliseum

% Toledo MVP Holiday Classic, Toledo, Ohio

+ SoCon Tournament, Asheville, N.C.

## 1989-90 (19-11, 8-6 SoCon)

Nov. 25	at East Carolina	69-59	W
Nov. 27	at #25 N.C. State	67-97	L
Dec. 2	Georgia State	110-69	W
Dec. 4	UNC Charlotte	88-81	W
Dec. 6	Lander	80-70	W
Dec. 9	UNC Asheville	87-73	W
Dec. 21	Central Michigan %	69-77	L
Dec. 22	Nicholls State %	83-66	W
Dec. 28	at S.W. Louisiana	96-104	L
Jan. 3	at UNC Wilmington	69-61	W
Jan. 6	at Chattanooga*	70-56	W
Jan. 8	at Western Carolina*	80-78	W
Jan. 13	The Citadel*	101-64	W
Jan. 15	Furman*	75-80	L
Jan. 17	at Southern Miss.	91-96	L
Jan. 20	ETSU*	94-96	L
Jan. 22	Davidson	88-60	W
Jan. 27	at Marshall*	75-82	L
Jan. 29	at VMI*	71-73	L
Feb. 3	Western Carolina*	90-72	W
Feb. 5	Chattanooga*	75-74	W
Feb. 10	at Furman*	81-91	L
Feb. 12	at The Citadel*	88-80	W
Feb. 14	Wofford	71-64	W
Feb. 17	at ETSU*	82-98	L
Feb. 24	VMI*	80-75	W
Feb. 26	Marshall*	82-69	W
Mar. 2	The Citadel +	86-71	W
Mar. 3	Furman +	79-62	W
Mar. 4	ETSU +	75-96	L

% Greater Youngstown Holiday Classic,

Youngstown, Ohio

+ SoCon Tournament, Asheville, N.C.

## 1990-91 (16-14, 7-7 SoCon)

Nov. 24	at Arkansas State	69-91	L
Nov. 28	Belmont Abbey	87-64	W
Dec. 1	UNC Wilmington	81-72	W
Dec. 3	Montana State	101-81	W
Dec. 5	at UNC Charlotte	85-79	W
Dec. 8	East Carolina	88-79	W
Dec. 12	S.W. Louisiana	84-89	L
Dec. 20	North Texas %	83-89	L
Dec. 21	Wagner %	95-96	L
Dec. 28	at Montana State	84-82	W
Jan. 2	at UNC Asheville	76-72	W
Jan. 5	at #17 ETSU*	70-89	L
Jan. 8	at Davidson	60-72	L
Jan. 12	The Citadel*	84-74	W
Jan. 14	Furman*	87-91	W
Jan. 19	at Chattanooga*	82-86	L
Jan. 21	at Western Carolina*	95-93	W
Jan. 26	Marshall*	90-82	W
Jan. 28	VMI*	78-72	W
Feb. 2	#16 ETSU*	78-94	L
Feb. 4	Southern Miss.	74-98	L
Feb. 9	at Furman*	72-89	L
Feb. 11	at The Citadel*	84-69	W
Feb. 16	Western Carolina*	91-90	W
Feb. 18	Chattanooga*	67-68	L
Feb. 23	at VMI*	83-70	W
Feb. 25	at Marshall*	85-96	L
Mar. 1	VMI +	100-72	W
Mar. 2	Furman +	88-82	W
Mar. 3	ETSU +	82-101	L

%Pre-Holiday Classic, Honolulu, Hawaii

+SoCon Tournament, Asheville, N.C.

## 1991-92 (15-14, 9-5 SoCon)

Nov. 23	Mars Hill	87-64	W
Nov. 25	Georgia Southern	80-81	L
Nov. 30	at East Carolina	76-79	L
Dec. 2	UNC Charlotte	68-83	L
Dec. 5	Pikeville (Ky.)	112-78	W
Dec. 7	Arkansas State	85-74	W
Dec. 18	at UNC Wilmington	72-75	L
Dec. 21	at Arizona State	57-88	L
Dec. 27	Ohio %	76-92	L
Dec. 28	Boston Univ. %	90-84	W
Dec. 30	at Montana State	73-87	L
Jan. 6	at Georgia Southern	77-88	L
Jan. 11	at The Citadel*	72-80	L
Jan. 13	at Furman*	78-88	L
Jan. 18	Chattanooga*	86-81	W
Jan. 20	Western Carolina*	86-61	W
Jan. 25	at Marshall*	75-72	W
Jan. 27	at VMI*	80-67	W
Feb. 1	at ETSU*	75-81	L
Feb. 8	Furman*	67-65	W
Feb. 10	The Citadel*	78-65	W
Feb. 12	UNC Asheville	65-63	W
Feb. 15	at Western Carolina*	82-79	W
Feb. 17	at Chattanooga*	59-61	L
Feb. 22	VMI*	88-65	W
Feb. 24	Marshall*	68-61	W
Feb. 29	ETSU*	63-70	L
Mar. 6	Western Carolina +	86-69	W
Mar. 7	ETSU +	69-77	L

%Cowboy Shootout, Casper, Wyo.

+SoCon Tournament, Asheville, N.C.



**1992-93 (13-15, 8-10 SoCon)**

Dec. 1	Lander	95-65	W
Dec. 5	Montana State	90-75	W
Dec. 19	at #20 Nebraska	83-93	L
Dec. 29	Clemson %	73-91	L
Jan. 2	at UNC Charlotte	80-88	L
Jan. 4	East Carolina	76-74	W
Jan. 6	Marshall*	111-92	W
Jan. 9	at Georgia Southern*	76-103	L
Jan. 10	at The Citadel*	69-53	W
Jan. 13	VMI*	86-93	L
Jan. 16	Furman*	81-77	W
Jan. 17	Davidson*	78-69	W
Jan. 20	at Chattanooga*	69-89	L
Jan. 23	ETSU*	79-98	L
Jan. 27	at Western Carolina*	89-80	W
Jan. 30	at VMI*	64-55	W
Jan. 31	at Marshall*	79-82	L
Feb. 3	UNC Wilmington	80-72	W
Feb. 6	Western Carolina*	84-71	W
Feb. 7	Chattanooga*	85-87	L
Feb. 9	at Tennessee Tech	88-96	L
Feb. 13	The Citadel*	71-75	L
Feb. 14	Georgia Southern*	84-92	L
Feb. 17	at Furman*	81-98	L
Feb. 20	at Davidson*	79-76	W
Feb. 27	at ETSU*	78-81	L
March 4	Western Carolina +	84-73	W
March 5	ETSU +	84-97	L

% Coca-Cola Classic, Charlotte, N.C.  
+ SoCon Tournament, Asheville, N.C.

**1993-94 (16-11, 12-6 SoCon)**

Nov. 28	at UNC Wilmington	72-65	W
Dec. 1	Nebraska	91-82	W
Dec. 4	UNC Charlotte	58-67	L
Dec. 6	Tennessee Tech	85-72	W
Dec. 11	Wingate	71-63	W
Dec. 19	at Wake Forest	78-83	L
Dec. 22	at East Carolina	58-79	L
Jan. 4	at Marshall*	86-95	L
Jan. 8	Georgia Southern*	72-70	W
Jan. 10	The Citadel*	81-70	W
Jan. 12	at VMI*	74-70	W
Jan. 15	at Furman*	72-74	L
Jan. 17	at Davidson*	94-89	W
Jan. 20	Chattanooga*	84-76	W
Jan. 22	ETSU*	96-87	W
Jan. 24	at Clemson	56-66	L
Jan. 26	Western Carolina*	71-66	W
Jan. 29	VMI*	74-64	W
Jan. 31	Marshall*	102-77	W
Feb. 5	at Western Carolina*	69-74	L
Feb. 7	at Chattanooga*	75-84	L
Feb. 12	at The Citadel*	65-78	L
Feb. 14	at Georgia Southern*	65-62	W
Feb. 17	Furman*	92-76	W
Feb. 19	Davidson*	83-80	W
Feb. 27	at ETSU*	86-101	L
Mar. 4	Georgia Southern +	60-85	L

+ SoCon Tournament, Asheville, N.C.

**1994-95 (9-20, 4-10 SoCon)**

Nov. 25	at South Florida	71-86	L
Nov. 28	East Carolina	78-80	L
Nov. 30	Catawba	93-69	W
Dec. 2	Oklahoma St. %	58-85	L
Dec. 3	Oral Roberts %	68-73	L
Dec. 5	Elon	96-70	W
Dec. 7	UNCG	71-77	L
Dec. 10	Clemson @	66-81	L
Dec. 20	at UNC Charlotte	68-92	L
Dec. 31	at #23 Nebraska	71-108	L
Jan. 2	at Loyola (Ill.)	84-75	W
Jan. 7	at St. Bonaventure	32-76	L
Jan. 14	at Marshall*	80-93	L
Jan. 16	ETSU*	68-74	L
Jan. 21	The Citadel*	74-57	W
Jan. 23	at Davidson*	71-74	L
Jan. 28	VMI*	85-89	L
Jan. 30	at Western Carolina*	94-85	W
Feb. 4	at Furman*	60-76	L
Feb. 6	Georgia Southern*	60-53	W
Feb. 11	Davidson*	75-76	L
Feb. 13	Marshall*	69-70	L
Feb. 18	at ETSU*	74-83	L
Feb. 20	at Chattanooga*	54-68	L
Feb. 25	at VMI*	92-89	W
Feb. 27	Western Carolina*	78-97	L
March 2	Furman +	78-73	W
March 3	Marshall +	93-82	W
March 4	Western Carolina +	64-74	L

%Bank IV Classic, Tulsa, Okla.  
@Greensboro Challenge Series, Greensboro, N.C.  
+ SoCon Tournament, Asheville, N.C.

**1995-96 (8-20, 3-11 SoCon)**

Nov. 27	Catawba	90-87	W
Nov. 29	at Clemson	55-91	L
Dec. 2	#20 Georgia Tech	65-89	L
Dec. 4	UNC Charlotte	81-85	L
Dec. 6	at UNCG	64-80	L
Dec. 9	Mars Hill	112-77	W
Dec. 18	at #11 Wake Forest	50-91	L
Dec. 21	Loyola (Ill.)	78-70	W
Dec. 29	Indiana %	59-103	L
Dec. 30	Kent State %	62-63	L
Jan. 6	St. Bonaventure	61-58	W
Jan. 9	at East Carolina	39-63	L
Jan. 13	Marshall*	89-87	W
Jan. 20	at The Citadel*	75-84	L
Jan. 23	Davidson*	68-90	L
Jan. 27	at VMI*	64-84	L
Jan. 29	Western Carolina*	83-93	L
Feb. 1	at ETSU*	68-100	L
Feb. 5	at Georgia Southern*	72-74	L
Feb. 8	Furman*	93-78	W
Feb. 10	at Davidson*	66-84	L
Feb. 14	at Marshall*	64-95	L
Feb. 17	ETSU*	95-79	W
Feb. 19	Chattanooga*	66-80	L
Feb. 24	VMI*	75-85	L
Feb. 26	at Western Carolina*	72-91	L
Feb. 29	The Citadel +	75-73	W
Mar. 1	Western Carolina +	66-74	L

% Hoosier Classic, Indianapolis, Ind.  
+ SoCon Tournament, Greensboro, N.C.

**BUZZ PETERSON ERA I**

**1996-97 (14-14, 8-6 SoCon)**

Nov. 22	Wingate	87-63	W
Nov. 25	East Carolina	48-57	L
Nov. 30	Milligan	87-49	W
Dec. 2	at UNC Charlotte	63-75	L
Dec. 5	UNCG	82-56	W
Dec. 7	at Georgia	67-85	L
Dec. 19	at Marquette	37-74	L
Dec. 21	at Montana State	71-96	L
Dec. 27	Mississippi %	63-75	L
Dec. 28	Bucknell %	71-62	W
Jan. 4	at Niagara	74-82	L
Jan. 6	VMI*	77-72	W
Jan. 8	at UNCG	78-70	W
Jan. 11	at Western Carolina*	81-76	W
Jan. 14	at Furman*	55-59	L
Jan. 18	Georgia Southern*	75-76	L
Jan. 20	Davidson*	82-66	W
Jan. 25	at Marshall*	67-70	L
Jan. 27	ETSU*	77-69	W
Feb. 1	at Chattanooga*	57-70	L
Feb. 3	at VMI*	65-78	L
Feb. 8	Western Carolina*	68-66	W
Feb. 10	Marshall*	77-69	W
Feb. 15	at ETSU*	66-46	W
Feb. 17	The Citadel*	74-63	W
Feb. 22	at Davidson*	76-78	L
Feb. 28	Western Carolina +	87-68	W
Mar. 1	Marshall +	78-84	L

% Lobo Invitational, Albuquerque, N.M.  
+ SoCon Tournament, Greensboro, N.C.

**1997-98 (21-8, 13-2 SoCon)**

Nov. 15	Limestone	81-55	W
Nov. 18	Anderson	110-48	W
Nov. 24	#25 UNC Charlotte	66-60	W
Nov. 28	at Tennessee	46-69	L
Dec. 2	at Virginia	54-62	L
Dec. 6	at Winthrop	77-63	W
Dec. 9	Montana State	69-71	L
Dec. 21	Tennessee State	73-53	W
Dec. 31	Martin Methodist	80-67	W
Jan. 3	at ETSU*	67-61	W
Jan. 7	Niagara	74-87	W
Jan. 10	at VMI*	76-71	L
Jan. 12	UNCG*	78-61	W
Jan. 14	Chattanooga*	69-60	L
Jan. 17	at #1 North Carolina	63-96	L
Jan. 19	Georgia Southern*	64-62	W
Jan. 21	Western Carolina*	79-64	W
Jan. 24	ETSU*	78-67	W
Jan. 31	Davidson*	71-77	L
Feb. 2	at Western Carolina*	81-77	W
Feb. 7	at Furman*	63-62	W
Feb. 11	Wofford*	84-71	W
Feb. 14	VMI*	94-74	W
Feb. 16	at The Citadel*	60-53	W
Feb. 19	at Davidson*	58-68	L
Feb. 21	at UNCG*	73-64	W
Feb. 27	Furman +	60-58	W
Feb. 28	Chattanooga +	85-75	W
Mar. 1	Davidson +	62-66	L

+ SoCon Tournament, Greensboro, N.C.

**1998-99 (21-8, 13-3 SoCon)**

Nov. 13	at #11 North Carolina	64-87	L
Nov. 17	King	80-40	W
Nov. 21	at Minnesota	67-81	L
Nov. 23	Greensboro	109-53	W
Nov. 30	at East Carolina	68-67	W
Dec. 2	USC Spartanburg	83-53	W
Dec. 5	at Georgia Tech	72-74	OTL
Dec. 8	Georgia	60-63	L
Dec. 20	Winthrop	74-53	W
Dec. 29	The Citadel*	81-65	W
Jan. 2	at Davidson*	73-82	L
Jan. 4	Coll. of Charleston*	57-77	L
Jan. 9	VMI*	100-64	W
Jan. 11	at Wofford*	86-82	OTW
Jan. 14	at Chattanooga*	62-61	OTW
Jan. 16	ETSU*	84-73	W
Jan. 18	Western Carolina*	77-59	W
Jan. 23	at ETSU*	60-83	L
Jan. 25	UNCG*	82-59	W
Jan. 30	at Georgia Southern*	67-56	W
Feb. 1	at UNCG*	72-56	W
Feb. 3	Wis.-Green Bay	55-53	W
Feb. 8	Furman*	78-58	W
Feb. 13	at VMI*	83-65	W
Feb. 15	at Western Carolina*	68-55	W
Feb. 20	Davidson*	71-64	W
Feb. 26	Georgia Southern+	74-65	W
Feb. 27	Chattanooga+	94-91	OTW
Feb. 28	#17 Coll. of Charleston+67-77		L

+ SoCon Tournament, Greensboro, N.C.

**1999-00 (23-9, 13-3 SoCon)**

Nov. 19	at #22 Oklahoma State!	75-87	L
Nov. 20	Oral Roberts!	68-78	L
Nov. 27	Lees-McRae	117-74	W
Nov. 29	Pfeiffer	104-90	W
Dec. 3	Toledo#	68-65	W
Dec. 4	at Marquette#	51-57	L
Dec. 8	East Carolina	82-73	W
Dec. 18	at Pittsburgh	64-67	L
Dec. 20	at Robert Morris	76-64	W
Dec. 23	at UW-Green Bay	47-64	L
Dec. 30	Tennessee Wesleyan	112-48	W
Jan. 3	at The Citadel*	82-48	W
Jan. 8	Georgia Southern*	88-74	W
Jan. 10	ETSU*	85-64	W
Jan. 15	at ETSU*	89-76	W
Jan. 17	VMI*	97-72	W
Jan. 19	at Clemson	72-60	W
Jan. 22	at Furman*	73-63	W
Jan. 24	at Western Carolina*	102-82	W
Jan. 29	Chattanooga*	93-90	OTW
Jan. 31	at Davidson*	77-72	W
Feb. 5	at Coll. of Charleston*	64-69	L
Feb. 9	UNCG*	81-66	W
Feb. 12	Wofford*	84-61	W
Feb. 14	at VMI*	69-78	L
Feb. 19	Davidson*	54-69	L
Feb. 22	at UNG Greensboro*	78-69	W
Feb. 26	Western Carolina*	101-83	W
Mar. 3	Chattanooga+	88-66	W
Mar. 4	Furman+	60-56	W
Mar. 5	Coll. of Charleston+	68-56	W
Mar. 17	Ohio State^	61-87	L

! America's Youth Classic, Stillwater, Okla.  
# Blue and Gold Classic, Milwaukee, Wis.  
+ SoCon Tournament, Greenville, S.C.  
^ NCAA South Regional, Nashville, Tenn.

**HOLMES CENTER ERA**

**HOUSTON FANCHER ERA**

**2000-01 (11-20, 7-9 SoCon)**

Nov. 17	#6 North Carolina	69-99	L
Nov. 20	Robert Morris	86-71	W
Nov. 24	Oregon State!	37-60	L
Nov. 25	San Francisco!	52-54	L
Nov. 26	at Hawaii-Hilo!	73-63	W
Nov. 30	at Liberty	52-68	L
Dec. 2	at Purdue	65-79	L
Dec. 6	Gardner-Webb	65-68	L
Dec. 14	UNC Asheville	64-84	L
Dec. 16	at East Carolina	62-79	L
Dec. 18	Mars Hill	85-52	W
Dec. 21	Richmond	60-86	L
Dec. 30	at Indiana State	62-76	L
Jan. 3	VMI*	81-72	W
Jan. 6	at Chattanooga*	62-69	L
Jan. 8	at UNCG#	62-78	L
Jan. 13	Coll. of Charleston*	45-63	L
Jan. 15	at ETSU*	56-61	L
Jan. 20	Western Carolina*	87-75	W
Jan. 23	at Davidson*	78-68	W
Jan. 27	ETSU*	67-72	L
Jan. 29	The Citadel*	81-74	OTW
Feb. 3	at Georgia Southern*	68-64	W
Feb. 5	at Western Carolina*	63-59	W
Feb. 10	Davidson*	78-70	W
Feb. 12	Furman*	63-70	L
Feb. 17	at Wofford*	65-86	L
Feb. 19	UNCG*	60-63	L
Feb. 24	at VMI*	51-73	L
Mar. 1	Furman+	58-56	W
Mar. 2	Chattanooga+	48-74	L

! Big Island Invitational, Hilo, Hawaii  
# Greensboro Coliseum, Greensboro, N.C.  
+ SoCon Tournament, Greenville, S.C.



## 2001-02 (10-18, 5-11 SoCon)

Nov. 16	at Richmond	61-62	L
Nov. 19	East Carolina	93-87	W
Nov. 24	Barton	107-61	W
Nov. 26	at Charlotte	69-71	L
Nov. 29	at Tennessee	66-97	L
Dec. 1	Liberty	95-77	W
Dec. 5	at Clemson	66-76	L
Dec. 13	North Greenville	91-44	W
Dec. 20	at TCU	76-110	L
Dec. 30	UNC Asheville	76-79	L
Jan. 2	at ETSU*	66-75	L
Jan. 5	at UCG*	63-87	L
Jan. 7	Georgia Southern*	89-101	L
Jan. 12	Chattanooga*	81-67	W
Jan. 14	Western Carolina*	71-79	L
Jan. 19	at Furman*	78-91	L
Jan. 21	VMI*	91-93	L
Jan. 23	Gardner-Webb	101-93	OTW
Jan. 26	at The Citadel*	78-74	W
Jan. 28	at Western Carolina*	66-62	W
Feb. 2	Davidson*	72-82	L
Feb. 4	at VMI*	81-88	L
Feb. 9	at Coll. of Charleston*	55-79	L
Feb. 11	Wofford*	85-69	W
Feb. 16	at Davidson*	62-60	W
Feb. 18	UNCG*	68-83	L
Feb. 23	ETSU*	72-79	L
Feb. 28	vs. Charleston+	65-81	L

+ SoCon Tournament, Charleston, S.C.

## 2002-03 (19-10, 11-5 SoCon)

Nov. 22	Mars Hill	104-72	W
Nov. 25	Charlotte	103-100	3OTW
Nov. 30	at South Carolina	56-71	L
Dec. 7	at #13 Marquette	78-101	L
Dec. 10	Greensboro	80-47	W
Dec. 17	SMU	87-65	W
Dec. 22	at Georgia	62-99	L
Dec. 30	at James Madison	83-68	W
Jan. 2	Bluefield	85-65	W
Jan. 6	ETSU*	108-94	W
Jan. 11	UNCG*	91-60	W
Jan. 13	at Georgia Southern*	87-81	W
Jan. 15	Gardner-Webb	99-98	OTW
Jan. 18	at Chattanooga*	107-99	W
Jan. 21	at Western Carolina*	69-70	L
Jan. 24	at VMI*	85-68	W
Jan. 27	Furman*	83-67	W
Jan. 28	at Gardner-Webb	82-88	L
Feb. 1	The Citadel*	75-65	W
Feb. 3	Western Carolina*	99-69	W
Feb. 8	at Davidson*	86-99	L
Feb. 10	VMI*	83-64	W
Feb. 15	Coll. of Charleston*	96-108	L
Feb. 18	at Wofford*	76-72	W
Feb. 22	Davidson*	86-99	L
Feb. 24	at UNCG*	71-68	W
Mar. 1	at ETSU*	78-88	L
Mar. 5	vs. Citadel+	73-63	W
Mar. 6	vs. Chattanooga+	67-98	L

+ SoCon Tournament, Charleston, S.C.

## 2003-04 (9-21, 4-12 SoCon)

Nov. 11	vs Monmouth!	65-69	L
Nov. 22	vs Boston College!	67-92	L
Nov. 24	vs LaSalle!	59-48	W
Nov. 28	at George Washington#	62-76	L
Nov. 29	vs St Francis, NY.#	63-68	L
Dec. 1	at The Citadel*	72-62	W
Dec. 3	George Washington	80-77	W
Dec. 8	Piedmont	92-36	W
Dec. 13	at Charlotte	64-85	L
Dec. 18	at SMU	85-82	W
Dec. 20	at Tennessee Tech	78-86	L
Dec. 22	at #25 Vanderbilt	48-63	L
Dec. 30	James Madison	58-55	W
Jan. 2	at South Carolina	58-78	L
Jan. 5	Elon*	87-58	W
Jan. 10	Wofford*	92-99	LOT
Jan. 12	at Chattanooga*	94-77	W
Jan. 17	UNCG*	61-74	L
Jan. 24	ETSU*	80-93	L
Jan. 28	at Elon*	69-76	L
Jan. 31	at Furman*	74-85	L
Feb. 2	Georgia Southern*	77-81	L
Feb. 7	at ETSU*	63-66	L
Feb. 9	at Coll of Charleston*	63-65	L
Feb. 13	W. Carolina*	62-64	L
Feb. 17	at UNCG*	82-60	W
Feb. 21	Chattanooga*	49-74	L
Feb. 24	Davidson*	63-64	L
Feb. 28	at Western Carolina*	69-86	L
March 3	vs. Coll. of Charleston+	61-71	L

! Paradise Jam, Virgin Islands  
# Red Auerbach Tournament, Washington D.C.  
+ SoCon Tournament, Charleston, S.C.

## 2004-05 (18-12, 9-7 SoCon)

Nov. 20	Erskine	79-49	W
Nov. 24	at Virginia	60-77	L
Nov. 27	Tennessee Tech	98-87	W
Nov. 29	James Madison	78-69	W
Dec. 1	at South Carolina	57-91	L
Dec. 6	USC Upstate	84-74	W
Dec. 11	at Wofford*	66-75	L
Dec. 18	Milligan	98-67	W
Dec. 22	at Vanderbilt	51-68	L
Dec. 30	at Miami (Fla.)	63-80	L
Jan. 5	ETSU*	81-79	W
Jan. 8	UNCG*	79-84	L
Jan. 11	at Davidson*	63-66	L
Jan. 15	at Georgia Southern*	88-92	L
Jan. 18	Elon*	73-62	W
Jan. 22	Coll. of Charleston*	76-68	W
Jan. 24	at Chattanooga*	52-60	L
Jan. 31	at Longwood	89-59	W
Feb. 3	The Citadel*	84-66	W
Feb. 7	at Western Carolina*	74-71	W
Feb. 9	at ETSU*	95-73	W
Feb. 12	Chattanooga*	83-61	W
Feb. 14	Furman*	60-47	W
Feb. 16	Longwood	79-65	W
Feb. 19	at UNCG*	73-92	L
Feb. 22	Western Carolina*	72-54	W
Feb. 26	at Elon*	55-58	L
Mar. 2	vs. The Citadel+	68-59	W
Mar. 3	vs. Coll. of Charleston+	63-60	W
Mar. 4	at Chattanooga +	51-57	L

+ SoCon Tournament, Chattanooga, Tenn.

## 2005-06 (14-16, 6-8 SoCon)

Nov. 18	Arkansas-Little Rock	75-65	W
Nov. 21	VCU	51-47	W
Nov. 25	at #24 Wake Forest	78-91	L
Nov. 28	at James Madison	79-81	2OTL
Dec. 1	Methodist	87-69	W
Dec. 3	Davidson*	69-102	L
Dec. 6	at Tennessee	81-89	L
Dec. 10	at #25 NC State	68-92	L
Dec. 17	at Marshall	73-65	W
Dec. 20	at Ark.-Little Rock	63-78	L
Dec. 30	vs Niagara!	70-79	L
Dec. 31	at Duquesne!	71-68	W
Jan. 4	Marshall	60-64	L
Jan. 7	at Elon*	59-65	L
Jan. 9	Western Carolina*	68-53	W
Jan. 14	Montreat	105-57	W
Jan. 16	Chattanooga*	57-73	L
Jan. 21	at UNCG*	60-62	L
Jan. 23	Georgia Southern*	90-84	W
Jan. 28	at The Citadel*	66-65	W
Jan. 30	at Cof Charleston*	53-64	L
Feb. 2	Wofford*	59-60	L
Feb. 7	at Furman*	64-76	L
Feb. 11	Elon*	71-60	W
Feb. 13	at Western Carolina*	83-66	W
Feb. 20	at Chattanooga*	50-64	L
Feb. 23	UNCG*	75-70	W
Mar. 2	vs Wofford!	66-65	W
Mar. 3	vs Ga. Southern+	74-61	W
Mar. 4	vs Chattanooga+	75-78	L

! Duquesne Holiday Tournament, Pittsburgh, Pa.  
+ SoCon Tournament, Charleston, S.C.

## 2006-07 (25-8, 15-3 SoCon)

Nov. 13	North Greenville	109-71	W
Nov. 17	at Clemson	49-79	L
Nov. 20	Montreat	78-63	W
Nov. 25	at Wake Forest	78-88	L
Nov. 27	Campbell	84-71	W
Dec. 2	at Coll. of Charleston*	68-57	W
Dec. 4	at The Citadel*	56-52	W
Dec. 10	at Virginia Tech	37-69	L
Dec. 14	Brevard	93-53	W
Dec. 16	Georgia Southern*	87-84	W
Dec. 19	vs. Virginia!	80-69	W
Dec. 20	vs. UCF!	75-64	W
Dec. 21	vs. Vanderbilt!	87-79	OTW
Dec. 30	at VCU	73-70	W
Jan. 6	at Chattanooga*	77-63	W
Jan. 13	Elon*	63-64	L
Jan. 15	Western Carolina*	100-91	W
Jan. 18	at UNCG*	76-80	L
Jan. 20	at Davidson*	81-74	W
Jan. 24	Furman*	77-63	W
Jan. 27	The Citadel*	95-54	W
Jan. 29	Coll. of Charleston*	67-56	W
Feb. 3	at Furman*	72-76	OTL
Feb. 5	at Georgia Southern*	77-55	W
Feb. 10	Wofford*	72-52	W
Feb. 14	Chattanooga*	85-69	W
Feb. 17	at Wichita State #	60-58	W
Feb. 19	at Western Carolina*	76-65	W
Feb. 22	UNCG*	80-66	W
Feb. 24	at Elon*	72-63	W
March 1	vs. Western Carolina+	78-59	W
March 2	vs. Coll. of Charleston+	87-89	OTL
March 4	at Ole Miss^	59-73	L

! San Juan Shootout (San Juan, Puerto Rico)  
# ESPN BracketBusters  
+ SoCon Tournament (Charleston, S.C.)  
^ NIT First Round

## 2007-08 (18-13, 13-7 SoCon)

Nov. 12	at Charlotte	78-84	L
Nov. 15	vs. Lipscomb!	81-58	W
Nov. 16	vs. San Jose State!	62-64	L
Nov. 17	at MTSU!	84-79	W
Nov. 21	at Campbell	71-64	W
Nov. 26	Davidson*	60-71	L
Nov. 29	Wichita State	53-62	L
Dec. 1	at Georgia Southern*	72-85	L
Dec. 17	UVa-Wise	82-77	W
Dec. 22	at Arkansas^	74-67	W
Dec. 30	at ETSU	69-72	L
Jan. 3	at Coll. of Charleston*	70-66	W
Jan. 5	at The Citadel*	63-50	W
Jan. 10	at Wofford*	52-49	W
Jan. 12	UNCG*	91-68	W
Jan. 17	Chattanooga*	92-83	W
Jan. 19	Georgia Southern*	88-81	W
Jan. 24	at Furman*	84-66	W
Jan. 26	at Chattanooga*	77-89	W
Jan. 28	Elon*	56-52	L
Feb. 2	at Western Carolina*	69-64	W
Feb. 7	Coll. of Charleston*	63-68	L
Feb. 9	The Citadel*	75-71	OTW
Feb. 11	Wofford*	83-55	W
Feb. 14	at Elon*	70-76	L
Feb. 16	at UNCG*	55-79	L
Feb. 21	Furman*	90-77	W
Feb. 23	Niagara #	75-76	L
Feb. 27	at Davidson*	55-68	L
March 1	Western Carolina*	74-63	W
March 8	vs. UNCG+	46-63	L

! First Shot Exempt Tourney, Murfreesboro, Tenn.  
^ at Little Rock, Ark.  
# ESPN BracketBusters  
+ SoCon Tournament, Charleston, S.C.

## 2008-09 (13-18, 9-11 SoCon)

Nov. 14	at UNC Wilmington	101-108	OTL
Nov. 19	Charlotte	87-84	2OTW
Nov. 22	at Niagara	80-95	L
Nov. 29	Campbell	79-66	W
Dec. 3	at Furman*	65-60	W
Dec. 6	at Wofford*	82-77	W
Dec. 13	East Tenn. St.	70-89	L
Dec. 20	vs. Kentucky!	69-93	L
Dec. 30	Milligan	112-47	W
Jan. 2	at #8 Texas	43-78	L
Jan. 8	Elon*	76-52	W
Jan. 10	UNCG*	83-85	OTL
Jan. 12	Davidson*	52-70	L
Jan. 15	at Chattanooga*	74-78	OTL
Jan. 17	at Samford*	56-68	L
Jan. 21	at Coll. of Charleston*	80-88	L
Jan. 24	Western Carolina*	76-70	W
Jan. 29	Wofford*	68-74	L
Jan. 31	Furman*	77-75	W
Feb. 2	at Georgia Southern*	95-82	W
Feb. 5	The Citadel*	72-74	L
Feb. 7	at Elon*	77-63	W
Feb. 12	at The Citadel*	73-78	OTL
Feb. 14	at Western Carolina*	84-89	L
Feb. 16	Coll. of Charleston*	87-91	L
Feb. 19	at UNCG*	70-69	W
Feb. 21	at Winthrop#	63-65	L
Feb. 26	Chattanooga*	88-82	W
Feb. 28	Samford*	63-72	L
Mar. 6	vs. Ga. Southern+	86-75	W
Mar. 7	vs. Davidson+	68-84	L

! at Louisville, Ky.  
# ESPNU BracketBusters  
+ SoCon Tournament, Chattanooga, Tenn.

**BUZZ PETERSON ERA II**

**2009-10 (24-13, 13-5 SoCon)**

Nov. 13	UNC Wilmington	79-68	W
Nov. 14	at E. Tenn. St.	58-62	L
Nov. 17	Lees-McRae	77-44	W
Nov. 20	at Arkansas	72-81	OTL
Nov. 23	at #16 Louisville	53-80	L
Nov. 28	Morgan St.	93-92	OTW
Nov. 30	Winthrop	70-51	W
Dec. 3	Furman*	82-85	L
Dec. 7	at Wofford*	77-76	W
Dec. 17	Milligan	113-91	W
Dec. 19	at Robert Morris	65-52	W
Dec. 21	at Dayton	49-65	L
Dec. 30	at Campbell	63-92	L
Jan. 6	The Citadel*	58-62	L
Jan. 9	at Davidson*	78-68	W
Jan. 13	Elon*	89-65	W
Jan. 16	UNCG*	72-64	W
Jan. 20	at Ga. Southern*	65-68	L
Jan. 23	W. Carolina*	87-74	W
Jan. 28	at Samford*	68-55	W
Jan. 30	at Chattanooga*	80-85	L
Feb. 1	King College	76-87	L
Feb. 6	at Western Carolina*	89-77	W
Feb. 8	at UNCG*	75-69	W
Feb. 11	Davidson*	66-56	W
Feb. 13	Ga. Southern*	111-83	W
Feb. 17	at Charleston*	72-73	L
Feb. 20	Tennessee Tech#	81-68	W
Feb. 22	at Elon*	58-54	W
Feb. 25	Chattanooga*	80-74	W
Feb. 27	Samford*	82-68	W
Mar. 6	vs. The Citadel+	71-61	W
Mar. 7	vs. Charleston+	77-54	W
Mar. 8	vs. Wofford+	51-56	L
Mar. 17	Harvard!	93-71	W
Mar. 22	at Marshall!	80-72	W
Mar. 25	Pacific!	56-64	L

# ESPN BracketBusters  
+ SoCon Tournament, Charlotte, N.C.  
! CollegInsider.com Tournament

**JASON CAPEL ERA**

**2010-11 (16-15, 10-8 SoCon)**

Nov. 12	at Tulsa	89-86	W
Nov. 16	Montreat	101-71	W
Nov. 19	at Mississippi State	74-76	L
Nov. 27	at Vanderbilt	73-86	L
Dec. 2	at Chattanooga*	69-81	L
Dec. 4	at Samford*	78-69	W
Dec. 12	at #9 Georgetown	60-89	L
Dec. 18	Robert Morris	71-66	W
Dec. 22	vs. Colorado State!	79-82	L
Dec. 23	vs. Texas State!	68-79	L
Dec. 24	vs. ETSU!	51-79	L
Dec. 30	Milligan	91-71	W
Jan. 5	at Davidson*	74-66	W
Jan. 8	Georgia Southern*	79-51	W
Jan. 13	UNCG*	74-75	L
Jan. 15	at Western Carolina*	78-79	L
Jan. 17	at Elon*	68-62	W
Jan. 20	at The Citadel*	63-81	L
Jan. 22	at Coll. of Charleston*	64-73	L
Jan. 27	Wofford*	65-74	L
Jan. 29	at Furman*	61-81	L
Feb. 2	at UNCG*	80-78	WOT
Feb. 5	at Elon*	68-62	W
Feb. 10	Samford*	65-59	W
Feb. 12	Chattanooga*	78-68	W
Feb. 17	Western Carolina*	75-80	L
Feb. 19	at High Point#	82-81	W
Feb. 24	Coll. of Charleston	85-70	W
Feb. 26	The Citadel	70-59	W
Mar. 4	vs. Ga. Southern+	65-57	W
Mar. 5	vs. Wofford+	56-69	L

! at Cancun Governor's Cup (Cancun, Mexico)  
# ESPN BracketBusters  
+ SoCon Tournament, Chattanooga, Tenn.

**2011-12 (13-18, 7-11 SoCon)**

Nov. 11	Lees-McRae	90-61	W
Nov. 15	at ETSU	68-81	L
Nov. 19	at Tennessee Tech	68-63	W
Nov. 22	vs. East Carolina^	47-67	L
Nov. 26	Milligan	81-58	W
Dec. 1	UNCG*	78-64	W
Dec. 3	at Georgia Southern*	62-73	L
Dec. 6	at Minnesota	56-70	L
Dec. 10	ETSU	48-65	L
Dec. 17	at #5 North Carolina	82-97	L
Dec. 22	Campbell	77-74	W
Dec. 30	at Miami	54-84	L
Jan. 5	at Samford*	68-63	W
Jan. 7	at Chattanooga*	63-65	L
Jan. 12	Furman*	56-50	W
Jan. 14	Davidson*	79-83	L
Jan. 19	at Wofford*	61-73	L
Jan. 21	Western Carolina*	84-72	W
Jan. 26	at UNCG*	73-77	OTL
Jan. 28	Elon*	81-66	W
Feb. 2	Samford*	52-53	L
Feb. 4	Charleston*	62-74	L
Feb. 6	at Elon*	59-82	L
Feb. 9	at Furman*	79-69	W
Feb. 11	Wofford*	64-66	L
Feb. 15	Chattanooga*	79-70	W
Feb. 18	Winthrop#	76-64	W
Feb. 22	at The Citadel*	51-62	L
Feb. 25	at Western Carolina*	75-83	L
Mar. 2	vs. Coll. of Charleston+	93-81	W
Mar. 3	vs. UNCG +	55-65	L

^ at Charlotte, N.C. (Time Warner Cable Arena)  
# Sears BracketBusters  
+ SoCon Tournament, Asheville, N.C.

**2012-13 (15-16, 10-8 SoCon)**

Nov. 9	Montreat	86-54	W
Nov. 13	High Point	64-86	L
Nov. 16	at Campbell	82-101	L
Nov. 20	at East Carolina	72-82	L
Nov. 23	at Virginia Tech	76-87	L
Nov. 28	Duquesne	72-73	L
Dec. 1	at #15 Missouri	56-72	L
Dec. 8	at Western Carolina*	64-70	L
Dec. 16	at UMKC	81-71	W
Dec. 19	at South Carolina	69-74	L
Dec. 22	Presbyterian	78-70	W
Dec. 30	Milligan	71-51	W
Jan. 8	at Wofford*	50-40	W
Jan. 12	Elon*	80-70	W
Jan. 14	UNCG*	83-70	W
Jan. 17	at Chattanooga*	88-91	OTL
Jan. 19	at Samford*	68-72	L
Jan. 24	Georgia Southern*	64-62	OTW
Jan. 26	Davidson*	56-79	L
Jan. 30	at Coll. of Charleston*	59-72	L
Feb. 2	Western Carolina*	74-65	W
Feb. 7	at Georgia Southern*	91-86	OTW
Feb. 9	at Davidson*	52-87	L
Feb. 11	Furman*	72-66	W
Feb. 14	at Elon*	58-61	L
Feb. 17	at UNCG*	76-68	W
Feb. 20	The Citadel*	77-80	OTL
Feb. 28	Samford*	70-67	2OTW
Mar. 2	Chattanooga*	86-60	W
Mar. 9	Furman +	74-60	W
Mar. 10	Davidson +	62-65	L

+ SoCon Tournament, Asheville, N.C.

**2013-14 (9-21, 5-11 SoCon)**

Nov. 8	at NC State#	77-98	L
Nov. 12	Campbell#	66-73	L
Nov. 16	at Cincinnati#	49-77	L
Nov. 19	Lees-McRae	91-63	W
Nov. 22	at N.C. Central#	70-76	OTL
Nov. 29	at Georgia	53-71	L
Dec. 4	North Greenville	78-70	W
Dec. 8	Charlotte	59-77	L
Dec. 15	at Winthrop	72-80	L
Dec. 18	at Presbyterian	69-74	L
Dec. 21	Milligan	100-68	W
Dec. 30	Bluefield College	97-70	W
Jan. 2	at Duquesne	55-79	L
Jan. 6	at Elon*	66-75	L
Jan. 9	UNCG*	61-66	L
Jan. 11	at Davidson*	66-78	L
Jan. 16	Chattanooga*	70-80	L
Jan. 18	Georgia Southern*	81-68	W
Jan. 23	at The Citadel*	80-67	W
Jan. 30	at UNCG*	60-66	L
Feb. 1	Elon*	76-83	L
Feb. 6	The Citadel*	54-45	W
Feb. 8	at Western Carolina*	75-84	OTL
Feb. 13	Samford*	74-68	W
Feb. 20	Western Carolina*	61-74	L
Feb. 22	at Furman*	53-68	L
Feb. 27	at Samford*	63-57	W
Mar. 1	at Chattanooga*	44-63	L
Mar. 7	Samford+	56-70	L

# Global Sports Shootout  
+ SoCon Tournament, Asheville, N.C.

**JIM FOX ERA**

**2014-15 (12-17, 9-11 Sun Belt)**

Nov. 15	at Ohio	47-73	L
Nov. 19	at Furman	65-84	L
Nov. 22	at Virginia Tech	65-63	W
Nov. 24	Hampton	82-74	W
Dec. 4	at Jacksonville	67-56	W
Dec. 7	Hofstra	51-68	L
Dec. 15	at Georgia Tech	57-70	L
Dec. 18	at Charlotte	65-75	L
Dec. 21	at Alabama	59-60	L
Jan. 3	at Arkansas State*	74-73	W
Jan. 5	UL Lafayette*	64-80	L
Jan. 8	at South Alabama*	95-104	L
Jan. 10	at UALR*	46-64	L
Jan. 15	Arkansas State*	50-59	L
Jan. 17	Georgia State*	74-69	W
Jan. 19	at Troy*	69-64	W
Jan. 22	South Alabama*	64-53	W
Jan. 24	at Texas State*	64-58	W
Jan. 29	at Georgia Southern*	46-83	L
Feb. 5	at UL Lafayette*	66-81	L
Feb. 7	Troy*	65-62	W
Feb. 12	UALR*	74-79	L
Feb. 14	at UL Monroe*	58-69	L
Feb. 19	at UT Arlington*	68-81	L
Feb. 21	at Georgia State*	43-87	L
Feb. 26	Georgia Southern*	58-77	L
Feb. 28	UL Monroe*	66-43	W
Mar. 5	Texas State*	67-64	W
Mar. 7	UT Arlington*	72-60	W

\* Sun Belt game

**2015-16 (9-22, 7-13 Sun Belt)**

Nov. 14	Jacksonville	76-68	W
Nov. 17	Furman	70-79	L
Nov. 20	at Hampton	61-82	L
Nov. 22	at Tulane	48-76	L
Nov. 26	vs. Liberty^	73-62	W
Nov. 27	vs. Mercer^	70-71	L
Nov. 29	vs. Stephen F. Austin^	84-94	L
Dec. 6	at Hofstra&	80-86	L
Dec. 15	at Texas	55-67	L
Dec. 19	Charlotte	66-82	L
Dec. 21	at #7 N. Carolina	70-94	L
Dec. 31	at UL Monroe*	56-72	L
Jan. 2	at UL Lafayette*	58-79	L
Jan. 7	UT Arlington*	67-71	L
Jan. 9	Texas State*	76-56	W
Jan. 14	at Little Rock*	55-81	L
Jan. 16	at Arkansas State*	86-72	W
Jan. 21	Georgia State*	76-67	W
Jan. 23	Georgia Southern*		PPD.
Jan. 25	Georgia Southern*	100-101	L
Jan. 28	at Troy*	75-71	W
Jan. 30	at South Alabama*	60-73	L
Feb. 4	UL Lafayette*	76-87	L
Feb. 6	UL Monroe*	90-91	L
Feb. 11	at Texas State*	68-69	L
Feb. 13	at UT Arlington*	60-91	L
Feb. 18	South Alabama*	71-75	L
Feb. 20	Troy*	78-74	W
Feb. 25	at Georgia Southern*	63-88	L
Feb. 27	at Georgia State*	70-83	L
Mar. 3	Little Rock*	69-63	W
Mar. 5	Arkansas State*	80-73	W

\* Sun Belt game  
^ Challenge in Music City, Nashville, Tenn.

**2016-17 (9-21, 4-14 Sun Belt)**

Nov. 12	at Davidson	74-86	L
Nov. 15	at Tennessee	94-103	L
Nov. 17	Warren Wilson	119-51	W
Nov. 23	at Hartford	70-61	W
Nov. 26	at #6 Duke	58-93	L
Nov. 28	at Charlotte	72-80	L
Dec. 3	Western Carolina	53-58	L
Dec. 11	Montreat	116-57	W
Dec. 15	at NC State	64-97	L
Dec. 17	James Madison	73-61	OTW
Dec. 21	Hampton	88-67	W
Dec. 31	at Texas State*	58-67	L
Jan. 2	at UT Arlington*	69-84	L
Jan. 7	Little Rock*	68-76	L
Jan. 9	Arkansas State*	70-57	W
Jan. 14	at Coastal Carolina*	73-85	L
Jan. 21	at Georgia Southern*	88-92	L
Jan. 23	at Georgia State*	72-83	L
Jan. 28	UT Arlington*	67-83	L
Jan. 30	Texas State*	55-68	L
Feb. 4	at Arkansas State*	78-79	L
Feb. 6	at Little Rock*	62-69	L
Feb. 11	Georgia State*	77-72	W
Feb. 13	Georgia Southern*	83-78	W
Feb. 18	at South Alabama*	74-87	L
Feb. 20	at Troy*	66-76	L
Feb. 25	UL Monroe*	64-75	L
Feb. 27	UL Lafayette*	62-77	L
Mar. 4	Coastal Carolina*	77-73	W
Mar. 8	vs. Troy+	64-84	L

\* Sun Belt Game  
+ Sun Belt Tournament, New Orleans, La.



# APP STATE BASKETBALL

## 2017-18 (15-18, 9-9 SUN BELT)

Nov. 11	Toccoa Falls	135-34	W
Nov. 12	Bridgewater#	95-57	W
Nov. 16	vs. Iowa State#	98-104	L
Nov. 17	vs. Western Michigan#	67-86	L
Nov. 19	vs. UTEP#	76-72	W
Nov. 22	at James Madison	99-105	2OTL
Nov. 25	Davidson	78-62	W
Nov. 28	at VCU	72-85	L
Dec. 2	South Florida	84-61	W
Dec. 4	at Western Carolina	71-72	L
Dec. 9	at Akron	89-94	L
Dec. 16	at Ohio State	67-80	L
Dec. 20	at Hampton	53-86	L
Dec. 29	Texas State*	66-62	W
Dec. 31	UT Arlington*	80-76	W
Jan. 4	at Louisiana*	45-78	L
Jan. 6	at UL Monroe*	79-73	W
Jan. 11	Georgia State*	58-71	L
Jan. 13	Georgia Southern*	59-60	L
Jan. 20	at South Alabama*	77-83	L
Jan. 22	at Troy*	79-81	L
Jan. 25	Little Rock*	72-67	OTW
Jan. 27	Arkansas State*	88-93	L
Feb. 1	at UT Arlington*	77-89	L
Feb. 3	at Texas State*	59-56	W
Feb. 10	at Coastal Carolina*	81-66	W
Feb. 15	South Alabama*	66-77	L
Feb. 17	Troy*	65-54	W
Feb. 22	at Arkansas State*	79-82	OTL
Feb. 25	at Little Rock*	69-67	W
Mar. 3	Coastal Carolina*	76-67	W
Mar. 7	vs. Little Rock+	93-64	W
Mar. 9	vs. UT Arlington+	68-84	L

\* Sun Belt Game  
# Puerto Rick Tip-Off at Myrtle Beach  
+ Sun Belt Tournament. New Orleans, La.

## 2018-19 (11-21, 6-12 SUN BELT)

Nov. 6	Mars Hill	125-62	W
Nov. 11	at Alabama#	73-81	L
Nov. 15	vs. #23 Purdue#	70-92	L
Nov. 16	vs. Wichita State#	76-82	L
Nov. 18	vs. Ball State#	86-94	OTL
Nov. 26	Winston-Salem State	91-64	W
Nov. 30	at East Carolina	81-83	L
Dec. 4	Howard	100-86	W
Dec. 8	N.C. Central	82-73	W
Dec. 15	at South Florida	69-76	L
Dec. 18	at Georgetown	73-83	L
Dec. 20	Milligan	99-60	W
Dec. 30	at Saint Louis	55-83	L
Jan. 3	at South Alabama*	73-79	L
Jan. 5	at Troy*	85-89	L
Jan. 10	UT Arlington*	72-82	L
Jan. 12	Texas State*	69-70	L
Jan. 19	at Coastal Carolina*	72-89	L
Jan. 24	at Arkansas State*	81-82	OTL
Jan. 26	at Little Rock*	77-73	W
Jan. 31	Louisiana*	104-77	W
Feb. 2	ULM*	85-84	W
Feb. 7	at Texas State*	71-74	L
Feb. 9	at UT Arlington*	68-78	L
Feb. 16	Coastal Carolina*	88-79	W
Feb. 21	Georgia State*	75-80	L
Feb. 23	Georgia Southern*	69-92	L
Feb. 28	at ULM*	75-81	L
Mar. 3	at Louisiana*	90-80	W
Mar. 7	Troy*	72-64	W
Mar. 9	South Alabama*	71-78	L
Mar. 12	at ULM+	80-89	L

\* Sun Belt Game  
# Charleston Classic  
+ Sun Belt Tournament

## DUSTIN KERNS ERA

### 2019-20 (18-15, 11-9 SUN BELT)

Nov. 5	at Michigan	71-79	L
Nov. 7	Ferrum	83-56	W
Nov. 12	EAST CAROLINA	68-62	W
Nov. 15	vs. Montana State#	56-59	L
Nov. 16	vs. Tennessee Tech#	69-47	W
Nov. 18	at UNC Greensboro#	41-55	L
Nov. 21	Charlotte	64-55	W
Nov. 26	at ETSU	69-78	L
Dec. 3	St. Andrews	90-58	W
Dec. 14	at Howard	81-59	W
Dec. 19	at South Alabama*	81-71	W
Dec. 21	at Troy*	70-65	W
Dec. 29	at N.C. State	60-72	L
Jan. 2	Georgia State*	60-69	L
Jan. 4	Georgia Southern*	74-72	W
Jan. 6	Louisiana*	73-81	L
Jan. 9	at UT Arlington*	56-66	L
Jan. 11	at Texas State*	57-82	L
Jan. 16	Arkansas State*	83-80	OTW
Jan. 18	Little Rock*	57-73	L
Jan. 25	at Coastal Carolina*	78-58	W
Jan. 30	at Arkansas State*	71-64	W
Feb. 6	UT Arlington*	57-50	W
Feb. 8	Texas State*	60-57	W
Feb. 13	at Georgia State*	65-76	L
Feb. 15	at Georgia Southern*	62-57	W
Feb. 20	South Alabama*	70-78	L
Feb. 22	Troy*	68-59	W
Feb. 29	Coastal Carolina*	77-84	L
Mar. 3	at ULM*	61-57	W
Mar. 9	Coastal Carolina+	70-65	W
Mar. 11	at Texas State+	68-85	L

\* Sun Belt Game  
# Spartan Invitational, Greensboro, N.C.  
+ Sun Belt Tournament

### 2020-21 (17-12, 7-8 SUN BELT)

Nov. 25	at South Carolina St.	81-61	W
Nov. 27	Carver	105-23	W
Nov. 30	Bowling Green	76-78 (OT)	L
Dec. 6	N.C. Wesleyan	81-57	W
Dec. 11	at Charlotte	61-57	W
Dec. 15	at #10 Tennessee	38-79	L
Dec. 17	Greensboro	87-47	W
Dec. 18	Columbia International	77-41	W
Dec. 22	at Auburn	53-67	L
Jan. 1	Troy*	56-69	L
Jan. 2	Troy*	90-59	W
Jan. 8	Georgia Southern*	66-63	W
Jan. 9	Georgia Southern*	77-71	W
Jan. 15	at South Alabama*	64-73	L
Jan. 16	at South Alabama*	83-77	W
Jan. 22	Georgia State*	80-71	W
Jan. 23	Georgia State*	74-61	W
Jan. 29	at Troy*	62-71	L
Jan. 30	at Troy*	59-65	L
Feb. 19	South Alabama*	63-65	L
Feb. 20	South Alabama*	54-56	L
Feb. 23	at Georgia State*	71-85	L
Feb. 26	at Georgia Southern*	84-78 (2OT)	W
Feb. 27	at Georgia Southern*	57-65	L
Mar. 5	vs. Little Rock!	67-69	W
Mar. 6	vs. Texas State!	76-73 (OT)	W
Mar. 7	vs. Coastal Carolina!	64-61 (OT)	W
Mar. 8	vs. Georgia State!	80-73	W
Mar. 18	vs. Norfolk State#	53-54	L

\* - Sun Belt game  
+ - Sun Belt Tournament, Pensacola, Fla.  
^ - NCAA Tournament - First Four, Bloomington, Ind.

### 2021-22 (19-15, 12-6 SUN BELT)

Nov. 9	at Iona	53-65	L
Nov. 12	ETSU	69-67	W
Nov. 15	William Peace	98-49	W
Nov. 18	Charlotte	66-67	L
Nov. 22	Delaware#	68-75	L
Nov. 23	Akron#	57-45	W
Nov. 24	Vermont#	63-65	L
Nov. 29	Hartford	69-59	W
Dec. 1	Boyce	90-29	W
Dec. 10	at Furman	65-73	L
Dec. 13	Erskine	69-44	W
Dec. 16	at #2 Duke	67-92	L
Dec. 21	at North Carolina	50-70	L
Dec. 30	Louisiana*	55-71	L
Jan. 1	ULM*	77-69	W
Jan. 6	at South Alabama*	72-64	W

Jan. 8	at Troy*	53-68	L
Jan. 13	Coastal Carolina*	61-60	W
Jan. 15	at Coastal Carolina*	84-76	W
Jan. 20	at Georgia State*	61-60	W
Jan. 22	at Georgia Southern*	70-62	W
Jan. 27	Arkansas State*	61-54	W
Jan. 29	Little Rock*	72-57	W
Feb. 3	at Texas State*	66-68	L
Feb. 5	at UT Arlington*	70-61	W
Feb. 10	Georgia Southern*	65-61	W
Feb. 12	Georgia State*	49-58	L
Feb. 17	Troy*	61-67	L
Feb. 19	South Alabama*	69-51	W
Feb. 23	at Little Rock*	78-66	W
Feb. 25	at Arkansas State*	60-62	L
Mar. 5	Georgia Southern+	73-60	W
Mar. 6	Georgia State+	66-71	L
Mar. 15	USC Upstate^	74-80	L

# Gulf Coast Showcase - Estero, Fla.  
\* Sun Belt Game  
+ Sun Belt Tournament - Pensacola, Fla.  
^ The Basketball Classic

### 2022-23 (16-16, 9-9 SUN BELT)

Nov. 7	Warren Wilson	142-74	W
Nov. 10	NC Central	79-74 (OT)	W
Nov. 15	at Louisville	61-60	W
Nov. 18	Campbell	58-63	L
Nov. 19	Kennesaw State	67-71	L
Nov. 20	Southeastern Louisiana	83-74	W
Nov. 23	at ETSU	74-70	W
Nov. 29	Furman	61-65	L
Dec. 2	at Charlotte	62-71	L
Dec. 6	Carlow	103-43	W
Dec. 14	at Wake Forest	66-67	L
Dec. 17	Regent	100-32	W
Dec. 21	vs UC Santa Barbara#	50-61	L
Dec. 29	at Marshall*	53-79	L
Dec. 31	at Southern Miss*	70-76	L
Jan. 5	Coastal Carolina*	63-62	W
Jan. 6	at James Madison*	71-62	W
Jan. 12	Georgia Southern*	65-67	L
Jan. 14	Troy*	58-45	W
Jan. 19	at Coastal Carolina*	84-93 (OT)	L
Jan. 21	at Old Dominion*	72-58	W
Jan. 26	Georgia State*	71-59	W
Jan. 28	Arkansas State*	63-51	W
Feb. 2	Marshall*	58-66	L
Feb. 4	James Madison*	57-63	L
Feb. 9	at ULM*	52-45	W
Feb. 11	at South Alabama*	57-74	L
Feb. 16	Texas State*	82-75	W
Feb. 18	Old Dominion*	63-74	L
Feb. 22	at Georgia State*	78-52	W
Feb. 24	at Georgia Southern*	64-73	L
Mar. 2	vs South Alabama+	61-68	L

# Jerry Colangelo Classic, Phoenix, Ariz.  
\* Sun Belt Game  
+ Sun Belt Tournament - Pensacola, Fla.

### 2023-24 (27-7, 16-2 SUN BELT)

Nov. 7	Oakland City	87-49	W
Nov. 11	at Northern Illinois*	78-91	L
Nov. 14	at Oregon State	71-81 (OT)	L
Nov. 21	vs. UNC Wilmington%	86-56	W
Nov. 22	vs. Murray State%	67-57	W
Nov. 26	Austin Peay	78-58	W
Nov. 29	ETSU	72-61	W
Dec. 3	Auburn (RV)	69-64	W
Dec. 5	Central Penn	111-35	W
Dec. 13	at Queens	93-81	W
Dec. 16	vs. Gardner-Webb*	80-59	W
Dec. 21	vs. UNC Asheville*	63-76	L
Dec. 30	ULM*	67-55	W
Jan. 4	at South Alabama*	91-84 (OT)	W
Jan. 6	at Troy*	62-66	L
Jan. 11	at Coastal Carolina*	70-45	W
Jan. 13	at James Madison (RV)*	59-55	W
Jan. 17	Georgia State*	76-68	W
Jan. 20	Coastal Carolina*	88-59	W
Jan. 25	Georgia Southern*	84-74	W
Jan. 27	James Madison*	82-76	W
Feb. 1	at Georgia State*	81-71	W
Feb. 3	at Georgia Southern*	85-84 (OT)	W
Feb. 7	at Texas State*	56-63	L
Feb. 10	Toledo*	109-104 (2OT)	W
Feb. 15	Marshall*	73-58	W
Feb. 17	Louisiana*	85-73	W
Feb. 22	at Old Dominion*	82-67	W
Feb. 24	at Marshall	65-58	W

**A**

Dave Abernathy (Catawba, N.C.).....	1954-57	Ryann
Abraham (Mayaguez, Puerto Rico).....	2005-10	
Justin Abson (Pompano Beach, Fla.) .....	2022-24	
Ian Adams (Roaring River, N.C.) .....	1996-99	
Blair Adderley (Scarborough, Ontario) .....	1996-99	
Shawn Alexander (Asheville, N.C.).....	1999-00	
Jimmy Allen (Eden, N.C.).....	1978-79	
Willie Allen (Wilmington, N.C.).....	1986-89	
Michael Almonacy (Brentwood, N.Y.).....	2020-22	
<b>Anthony Alston (Fayetteville, N.C.) .....</b>	<b>2024-Pres.</b>	
Walter Anderson (Wilmington, N.C.) .....	1977-80	
Steve Anspaugh (Wawaka, Ind.) .....	1972	
J.R. Archer (Boone, N.C.).....	2007-11	
Jim Archibald (St. Louis, Mo.).....	1959-61	
Demon Armstrong (Gastonia, NC) .....	2003	
Rob Arnold (Indian Trail, N.C.).....	1993-96	
David Autry (Stedman, N.C.).....	1967	
E.J. Ayers .....	1968	
Wayne Ayers (Charlotte, N.C.) .....	1964-65	

**B**

Jake Babic (Oakville, Ontario).....	2014-17	
Jamie Baker (Concord, N.C.).....	2019-21	
Dave Bankert (Newark, N.J.).....	1959	
Martin Banner (Sugar Grove, N.C.).....	1954-59	
Charlie Barnes (Kings Mountain, N.C.) .....	1972-74	
Joseph Battle (Abbeville, S.C.).....	2017-19	
Jim Barnes .....	1973	
Tevin Baskin (Stamford, Conn.).....	2012-14	
Kinney Baughman (Wagner, S.C.).....	1975	
Tom Beach (Boone, N.C.).....	1947-48	
<b>Jalil Beaubrun (Miramar, Fla.).....</b>	<b>2024-Pres.</b>	
Danny Beauchamp (Asheville, N.C.).....	1965-68	
Eduardo Bermudez (Bayamon, Puerto Rico) .....	2005-09	
Michael Bibby (Phoenix, Ariz.) .....	2017-20	
Bill Biggs (Hagerstown, Md.).....	1958	
Earl Biggs (Jacksonville, Fla.).....	1971	
Andy Black (McLean, Va.).....	1983	
Bill Blackburn (Boone, N.C.) .....	1953-54	
Will Blackwell (Winston-Salem, N.C.).....	1989	
John Blanton .....	1968	
Jeremy Blocker (West Memphis, Ark.).....	1994-97	
Dan Bockhorn (Dayton, Ohio).....	1982-83	
Kit Boone (Gibsonville, N.C.).....	1974-75	
Jeremi Booth (Altavista, Va.) .....	2006-11	
James Bowles (Kannapolis, N.C.).....	1951-52	
Davis Bowne (Hickory, N.C.).....	2006-08	
Calvin Bowser (Decatur, Ga.) .....	1976-77	
Brian Boxler (Durham, N.C.) .....	2001-02	
Tyree Boykin (Clarksville, Tenn.).....	2022-23	
Kellen Brand (High Point, N.C.).....	2006-10	
John Braswell (Greensboro, N.C.).....	1994-97	
Anthony Breeze (Greenville, S.C.).....	2009-11	
Buddy Brooks (Columbus, Ga.).....	1947	
Bill Brown (Mooresville, N.C.).....	1953-55	
Jack Brown (Robbins, N.C.).....	1954	
Kevin Brown (Bronx, N.Y.).....	1978	
Noah Brown (Keene, Texas) .....	2001-05	
Xavion Brown (Sacramento, Calif.) .....	2020-24	
Baxter Bryan (Boone, N.C.) .....	1947	
P.J. Bullock (Atlanta, Ga.) .....	2003-04	
Graham Bunn (Wake Forest, N.C.).....	2002-03	
Chris Burgess (Lakeland, Fla.).....	2012-16	
Tom Burt (Lincoln, Neb.).....	1992	
Jonathan Butler (Winston-Salem, N.C.) .....	1999-2002	
Isaac Butts (Milledgeville, Ga.).....	2007-12	
Bob Bush (Summerville, Ga.).....	1956-57	

**C**

Bob Campbell (Crossnore, N.C.) .....	1953-56	
Mark Campbell (Rochester, Mich.).....	1974-77	
Jay Canty (Jamestown, N.C.).....	2011-14	
Wade Capehart (Bronx, N.Y.).....	1981-85	
James Carlton (Mt. Olive, N.C.).....	1985-86	
Tim Carr (Richmond, Va.).....	1980	
Billy Carroway (Morganton, N.C.).....	1957-58	
Nate Carson (St. Matthews, S.C.).....	2002-03	
Nod Carter (Murfreesboro, Tenn.).....	1993-94	
Omar Carter (Charlotte, N.C.) .....	2009-12	
Glenn Causey (Greensboro, N.C.).....	1948-50	
Walter Chambliss (Homestead, Fla.) .....	1982-84	
Gary Chenevey (Apple Creek, Ohio) .....	1967-68	
Ronnie Christian (Winston-Salem, N.C.) .....	1986-89	
Dustin Clarke (Newland, N.C.).....	2012-16	
<b>Jason Clarke Jr. (Silver Spring, Md.) .....</b>	<b>2024-Pres.</b>	

Spencer Click (Pendleton, Ind.).....	1990-91	
Jeremy Clayton (Greensboro, N.C.) .....	2004-08	
Glenn Clyburn (Van Wyck, S.C.) .....	1984-85	
<b>Will Coble (Charlotte, N.C.).....</b>	<b>2024-Pres.</b>	
Mike Coffey (Linville, N.C.).....	1998-99	
Ron Coker (Tampa, Fla.).....	1969-70	
Ron Coleman (Greensboro, N.C.) .....	1971	
Jeff Collins (Charlotte, N.C.).....	1978	
Preston Collins (Francisco, N.C.) .....	1951-52	
R.M. Collins (Francisco, N.C.).....	1947-49	
<b>Dior Conners (Pickerington, Ohio) .....</b>	<b>2024-Pres.</b>	
Dave Cook (Silver Spring, Md.).....	1974-75, 1977	
William Cook (Lexington, Ky.).....	1992-95	
Corey Cooper (Wilson, N.C.).....	2000	
Zach Cottrell (Hayesville, N.C.).....	2015-17	
Nathan Cranford (Harrisburg, N.C.).....	2002-06	
Ron Craven (High Point, N.C.).....	1947-49	
Mike Crissman (High Point, N.C.) .....	1977, 1979-80	
Clint Crosston (Elkins, W.Va.).....	1995-98	
Tim Crutchfield (Durham, N.C.) .....	1981	
Chayim Cunningham (Chicago, Ill.) .....	1994	

**D**

Tom D'Armi (Federalsburg, Md.).....	1954	
Tige Darner (Indianapolis, Ind.).....	1995-98	
Bill Davis .....	1964	
Buddy Davis (West Point, Ga.) .....	1999-2002	
Corwin Davis (Raleigh, N.C.) .....	2002-05	
Rod Davis (Dudley, N.C.).....	1983-86	
Stan Davis (Pittsburgh, Pa.).....	1972-74	
Myron Deal (Hickory, N.C.) .....	1954	
Clint Deas (Garner, N.C.).....	2003-05	
Charles Dearnmon (Winston-Salem, N.C.) .....	2001-02	
Bobby Dellinger (Gastonia, N.C.).....	1961	
Adrian Delph (Kings Mountain, N.C.) .....	2018-2022	
Rick Deming (Silver Spring, Md.).....	1971-72	
Rick Dermott (Pittsburgh, Pa.).....	1972	
Sam Desnica (West Allis, Wis.).....	1974-75	
John Dobbs (Gastonia, N.C.).....	1962-65	
<b>Alonzo Dodd (St. Paul, Minn.).....</b>	<b>2024-Pres.</b>	
Greg Dolan (Black Mountain, N.C.).....	1984-86	
Kevin Donovan (Ridgewood, N.J.) .....	1975	
Jeff Dowd (Cameron, N.C.).....	1983-87	
Quinche Dowdell (Oak Ridge, Tenn.).....	2008-09	
Larry Dudas (Munhall, Pa.).....	1972-74	
RJ Duhart (Boynton Beach, Fla.) .....	2020-2022	
Jack Duncan (Pine Hall, N.C.).....	1951-52	
Wayne Duncan (Danville, Va.) .....	1961-65	

**E**


Michael Eads Jr. (Orlando, Fla.).....	2020-23	
Patrick Easterling (Bramwell, W.Va.) .....	1987	
Frank Eaves (Greensboro, N.C.).....	2012-16	
Bryan Ellis (Blowing Rock, N.C.).....	1984-87	
<b>Ben Ezeagu (Toronto, Canada) .....</b>	<b>2024-Pres.</b>	

**F**

Bruce Falkner (Chicago, Ill.).....	1988-91	
Billy Ferguson (Roanoke, Va.) .....	1981-82	
Carl Fidler (Cornelius, N.C.).....	1947-48	
Ron Fiorini (Sumter, S.C.).....	1983-86	
John Fitch (Charlotte, N.C.).....	1979-82	
Todd Ford (Newton, N.C.) .....	1995	
Trey Ford (Mooresville, N.C.).....	2015-19	
Justin Forrest (Decatur, Ga.).....	2017-22	
Gerry Francis (Arlington, Va.).....	1962-65	
Seneca Fritts (Greensboro, N.C.).....	1997-99	
Keith Fuquay (Cameron, N.C.) .....	1983	

**G**

Kevin Galloway (Charlotte, N.C.) .....	1981-84	
Preston Gant (Panama City, Fla.) .....	1981-82	
Pete Garner (Jackson Springs, N.C.) .....	1971	
Ed Garris (Sumter, S.C.) .....	1950-51	
John Geiger .....	1955	
Alvin Gentry (Shelby, N.C.) .....	1974-77	
Darryl Gibson (Landis, N.C.).....	1969-70	
Sam Gibson (Newport, N.C.).....	1988-90	
Stan Gibson (Dahlongega, Ga.).....	1970-71	
Rantavious Gilbert (Monroe, Ga.) .....	2012-15	
Randy Giles (Savannah, Ga.).....	1979	
Ansel Glendenning (Hillsdale, Ill.).....	1957-60	
Landon Goesling (Irving, Texas) .....	2014-16	
Jimmy Goff (Wytheville, Va.).....	1961-64	



**Ian Adams**




**Corey Cooper**




**Patrick Easterling**



John Fitch



John Thomas



Kelvin McMillian

Patrick Good	.....2017
Sasha Glushkov	.....2020-22
Tony Gray (Baltimore, Md.)	.....1962, 1965-66
Bryant Greene (Boone, N.C.)	.....2019-24
Donovan Gregory (Charlotte, N.C.)	.....2019-24
Josh Grover (Arnold, Md.)	.....1996-99

H

Quinn Hafner (Centerville, Ohio)	.....2022-23
Joe Hailey (Matthews, N.C.)	.....1962-65
Tee Haithcock (Robbins, N.C.)	.....1953-56
Shawn Hall (Milwaukee, Wis)	.....2002-03
Tab Hamilton (Winston-Salem, N.C.)	.....2011-14
Terence Harcum (Butner, N.C.)	.....2021-24
Jeremy Harper (Lenoir, N.C.)	.....2005-06
Joe Hauser (Winston-Salem, N.C.)	.....1950, 1955-56
Clarence Hart (Lenoir, N.C.)	.....1968
Anthony Harris (Gainesville, Ga.)	.....1980-81
Petey Hausley (Marion, N.C.)	.....2010-12
Warren Hawkins (Leaksville, N.C.)	.....1947
Josh Hayes (Gainesville, Fla.)	.....2023-24
Nathan Healy (New Bern, N.C.)	.....2009-13
Brian Hege (Winston-Salem, N.C.)	.....1993-96
Mike Helms (Raleigh, N.C.)	.....1981-83
P.L. Hendersom (McDonough, Ga.)	.....2005-06
Tom Hendrix (Charlotte, N.C.)	.....1950-51
Albert Hiatt (Mt. Airy, N.C.)	.....1947-49
Kay Hiatt (Mt. Airy, N.C.)	.....1957-60
Max Hiatt (Mt. Airy, N.C.)	.....1955-58
A.J. Highsmith (Winston-Salem, N.C.)	.....2005-10
Erwin Hill (Shipman, Va.)	.....1972-73
Micah Hill (Calypto, N.C.)	.....1999
Craig Hinton (Winston-Salem, N.C.)	.....2015-18
Harland Hodges (Hickory, N.C.)	.....1970-71
Ralph Hodges (Boone, N.C.)	.....1951-53
Dylan Hodson (Roanoke, Va.)	.....2014-16
Jim Hoffman (Thurmond, Md.)	.....1966-67
Bennett Holley (Roanoke, Va.)	.....2015-19
Ryan Hollifield (Kings Mountain, N.C.)	.....1995
Cedrick Holmes (Harriman, Tenn.)	.....1999-00
Jerry Holmes (Kingsport, Tenn.)	.....1987-88
Al Holmesley (Stanley, N.C.)	.....1952-53
Alvin Hooks (Rocky Mount, N.C.)	.....1951-52
Charlie Hope (Ellenboro, N.C.)	.....1947-50
Conrad Horton (Wingate, N.C.)	.....1956-57
Nick Hough (Harrisburg, N.C.)	.....2016-19
Rick Howe (Warrensburg, Ill.)	.....1958-61
Mel Hubbard (Bronx, N.Y.)	.....1976-79
Brett Huckle (Snellville, Ga.)	.....2002
Nick Huge (Charlotte, N.C.)	.....2000
Donterious Hughes (Gastonia, N.C.)	.....2007-09
Bryant Hunt (Columbia, S.C.)	.....1981-83
Joe Hunt (Matthews, N.C.)	.....1950-52
Josh Hunter (Albany, Ga.)	.....2008-10
<b>CJ Huntley (Huntersville, N.C.)</b>	<b>.....2020-Pres.</b>

I

Daniel Isaacs (Vilas, N.C.)	.....1998
-----------------------------	-----------

J

Danny Jackson (Greensville, S.C.)	.....1979-80
Jarvis Jackson (Winston-Salem, N.C.)	.....2005
Vincent James (Charlotte, N.C.)	.....2004-05
Isaac Johnson (Charlotte, N.C.)	.....2016-20
Tyrell Johnson (Atlanta, Ga.)	.....2015-19
Herbert Jones (Petersburg, Va.)	.....2001-05
Herbie Jones (Roanoke, Va.)	.....1978-80
Matt Jones (Charlotte, N.C.)	.....2001-04
Paul Jones (Louisia, Va.)	.....1996-97
Philip Jones (Freeport, Bahamas)	.....1981-82

K

Ed Kane (Columbus, Ohio)	.....1973-76
Paul Keller (Falls Church, Va.)	.....1978-80
Kevin Kerley (Loveland, Ohio)	.....2015-19
Denny Key (Winston-Salem, N.C.)	.....1966-67, 1969
Sanford Killian (Brevard, N.C.)	.....1985-88
Ryan Kilmartin (Charlotte, N.C.)	.....2009-11
Sean Kilmartin (Greensboro, N.C.)	.....1981-84
Don King (Winston-Salem, N.C.)	.....1958-61
Ron King (Winston-Salem, N.C.)	.....1967-69
Griffin Kinney (Delaware, Ohio)	.....2014-18
Jim Kinney (Magnolia, Ill.)	.....1958-61
Hal Kivette (Boone, N.C.)	.....2001-02
Mike Kobani (Bodo City, Nigeria)	.....2013-16

L

George Lancaster (Hendersonville, N.C.)	.....1948-51
Jacob Lail (Granite Falls, N.C.)	.....2009-11
Jake Lane (Pitman, N.J.)	.....1970-73
Harold Lawing (Marion, N.C.)	.....1955-56
David Lawrence (St. Matthews, S.C.)	.....1983-84
Renaldo Lawrence (St. Matthews, S.C.)	.....1978-79
Jacob Lawson (Reidsville, N.C.)	.....2014-16
Rufus Leach (Maxton, N.C.)	.....1996-00

Tim Leahy (Bronx, N.Y.)	.....1976-79
<b>Luke Ledford (Raleigh, N.C.)</b>	<b>.....2023-Pres.</b>
James Lewis Jr. (Mt. Holly, N.C.)	.....2018-22
Kendall Lewis (Snellville, Ga.)	.....2019-21
Kenny Linens (Burlington, N.C.)	.....1975
Zocko Littleton Jr. (Albany, Ga.)	.....2022-23
Kareem Livingston (Marietta, Ga.)	.....1995-98
Emarius Logan (Columbia, S.C.)	.....2015-17
<b>Jonah Long (Hickory, N.C.)</b>	<b>.....2024-Pres.</b>
Reid Lowder (Lilesville, N.C.)	.....1948-49
Jason Lutz (Charlotte, N.C.)	.....1991
Harold Lynch (Hickory, N.C.)	.....1956-58
Pat Lyons (St. Albans, W.Va.)	.....1988-90
Jack Lytton (Surgoinville, Tenn.)	.....1961-64

M

Christopher Mantis (Lowell, Ind.)	.....2021-24
<b>Michael Marcus Jr. (Wesley Chapel, N.C.)</b>	<b>.....2024-Pres.</b>
Jordan Marsh (Charlotte, N.C.)	.....2023-24
Chet Marshall (Culver, Ind.)	.....1974-75
Lennox Marshall (Charlotte, NC)	.....2002-06
Pete Martin (Evansville, Ind.)	.....1949-50
Jimmy Mast (Sherwood, N.C.)	.....1950-52
Chad McClendon (Madisonville, Tenn.)	.....1992-95
Everette McConnell	.....2031-35
Teron McFadden (Stratford, Conn.)	.....1998
Chris McFarland (Jonesboro, Ga.)	.....2002-05
Doug McLaughlin-Williams (Reston, Va.)	.....2004-08
Matt McMahan (Oak Ridge, Tenn.)	.....1997-00
Jay McMillan (Raleigh, N.C.)	.....2003-08
Kelvin McMillian (Hope Mills, N.C.)	.....1980-82
Tom McNeil (Robbins, N.C.)	.....1954
Charles Michael (Boone, N.C.)	.....1957
Ben Miller (Winston-Salem, N.C.)	.....1987-90
Danny Miller	.....1938-42
Jimmy Miller (Braddock, Pa.)	.....1947
Dave Milosovich (Cleveland, Ohio)	.....1973, 1975
Rodney Milum (Houston, Texas)	.....2011
Donte Minter (Salisbury, N.C.)	.....2006-08
Jonathan Mitchell (Stone Mountain, Ga.)	.....2003-04
Lynn Mize (Statesville, N.C.)	.....1957-59
Charlie Moir (Francisco, N.C.)	.....1950-51
Sam Moir (Francisco, N.C.)	.....1947-49
Michael Moore (Bear Creek, N.C.)	.....2021-22
John Mosser (Cary, N.C.)	.....2014-15
Bill Mueller (St. Louis, Mo.)	.....1958-61
Dave Mullis (Jefferson, N.C.)	.....1968-70
Dean Murray (Monroe, N.C.)	.....1986-87
Andrew Muse (Winston-Salem, N.C.)	.....2019-23
Tom Muse (Carthage, N.C.)	.....1958-59
<b>Jamil Muttilib (Houston, Texas)</b>	<b>.....2024-Pres.</b>

N

Mike Neal (Greensboro, N.C.)	.....2011-14
Bill Nealy (Fayetteville, N.C.)	.....1982-84
Ricky Nedd (New York, N.Y.)	.....1991-94
Steve Nenadovich (Harrisburg, Pa.)	.....1975
Jim Newton (Cherryville, N.C.)	.....1958-60
Josh Nirenberg (Ft. Lauderdale, Fla.)	.....2008-11
<b>Andrin Njok (Winterthur, Switzerland)</b>	<b>.....2024-Pres.</b>

O

Michael Obacha (Edo State, Nigeria)	.....2012-16
Matt O'Boyle (Peoria, Ariz.)	.....2015-17
Harold Oetting (St. Charles, Mo.)	.....1960-62
Brian Okam (Enugu, Nigeria)	.....2010-13
<b>Cameron O'Kelley (Seneca, S.C.)</b>	<b>.....2024-Pres.</b>
P.D. Oswalt (Statesville, N.C.)	.....1951

P

Bobby Pace (Brooklyn, N.Y.)	.....1976-77
Harry Pappas (Webster, Mass.)	.....1959-60
Broderick Parker (N. Little Rock, Ark.)	.....1989-91
Deshon Parker (Huber Heights, Ohio)	.....2020-21
Tim Parker (Kingsport, Tenn.)	.....1969-72
Michael Patten (Tampa, Fla.)	.....2000
Tyson Patterson (Winston-Salem, N.C.)	.....1997-00
Donald Payne (Wichita, Kan.)	.....2001-02
Charles Payton (Camden, N.J.)	.....1979-82
Rodney Peel (Little Rock, Ark.)	.....1988-92
Erie Perry (Mount Airy, N.C.)	.....1955-56
Darryl Person (Carthage, N.C.)	.....1986-88
Bob Phillips (Matthews, N.C.)	.....1953
Kemp Phillips (Mt. Airy, N.C.)	.....1987-90
Kent Phillips (Mt. Airy, N.C.)	.....1997-00
Marshall Phillips (Atlanta, Ga.)	.....1998-99
Courtney Polk (Charlotte, N.C.)	.....2004-05
Tim Powers (Omaha, Neb.)	.....1989-90-91-92
Allan Price (Charlotte, N.C.)	.....1967-69
Matt Price (Enid, Okla.)	.....1985
Wayne Proffitt (Lynchburg, Va.)	.....1960
Mitch Purgason (High Point, N.C.)	.....2013-14
John Pyecha (Monaca, Pa.)	.....1951-52, 1954-55
Claude Pyatte	.....1929-32

**Q**  
Zaheem Qasim (Gastonia, N.C.) ..... 1995

**R**  
Paul Reynolds (Jonesville, N.C.) ..... 1962-65  
Geoff Richards (Charlotte, N.C.) ..... 1992-93  
Jim Richardson (N. Wilkesboro, N.C.) ..... 1961-64  
Aaron Riggelman (Roanoke, Va.) ..... 1980-81  
Dale Roberts (Columbia, S.C.) ..... 1983-84  
Darryl Robinson (Brooklyn, N.Y.) ..... 1976-79  
Kelvin Robinson (Little Rock, Ark.) ..... 2017  
Lynwood Robinson (Mt. Olive, N.C.) ..... 1985-86  
Tremayne Rooks (Memphis, Tenn.) ..... 1993-94  
Billy Ross (Ashland, Ala.) ..... 1990-93  
Hank Rossi (Hollywood, Fla.) ..... 1956  
Bennett Rutherford (Weddington, N.C.) ..... 2012-13  
Gerald Rutherford (Morganton, N.C.) ..... 1985  
John Rutt (Denver, Pa.) ..... 1970-73

**S**  
Joe Sabato (Weehawken, N.J.) ..... 1990-93  
Tony Salvo (Elmford, N.Y.) ..... 1976, 1979-80  
Jalen Sanders (Charlotte, N.C.) ..... 2014-16  
Aaron Scott (Columbia, S.C.) ..... 2013-14  
Demetrius Scott (Orlando, Fla.) ..... 2003-06  
Hunter Seacat ( Mooresville, N.C.) ..... 2016-20  
Tony Searcy (Stokesdale, N.C.) ..... 1977-78  
Bob Sebastian (Millers Creek, N.C.) ..... 1954  
Ronshad Shabazz (Raleigh, N.C.) ..... 2015-19  
Griffin Shaw (Charlotte, N.C.) ..... 2010-11  
Josh Shehan (Clemmons, N.C.) ..... 2000-03  
Billy Shepherd (Birmingham, Ala.) ..... 1993-94  
Charles Sheppard (Greensboro, N.C.) ..... 1953  
Larry Shrader (Wytheville, Va.) ..... 1960-63  
Olin Shuler (Winston-Salem, N.C.) ..... 1965-66  
Donald Sims (Gaffney, S.C.) ..... 2007-11  
Don Sitton (Horse Shoe, N.C.) ..... 1965-67  
John Small (Cumberland, Md.) ..... 1947  
Tim Smart (Cairo, Ga.) ..... 1989-90  
Belus Smawley (Ellenboro, N.C.) ..... 1939-41  
Ahmad Smith (Yukon, Okla.) ..... 2003-04  
Terry Smith (Marshville, N.C.) ..... 1969  
Bob Snyder (Winston-Salem, N.C.) ..... 1961  
Tommy Spagnolo (West Jefferson, N.C.) ..... 2012-15  
Bill Sposato (Northport, N.Y.) ..... 1966-68  
Tre'Von Spillers (Charleston, S.C.) ..... 2023-24  
Gil Sprinkle (Salisbury, N.C.) ..... 1966-67  
Steve Spurlock (Omaha, Neb.) ..... 1989-92  
Arville Stanley (Meadows of Dan, Va.) ..... 1951-53  
Emory Stephens ( Mooresville, N.C.) ..... 1948-50  
Rod Stevenson (Detroit, Mich.) ..... 1999  
Jimmy Stewart (Colonial Heights, Va.) ..... 1987-90  
Len Stokes (Cove Creek, N.C.) ..... 1951-52, 1955  
Don Stringfellow (St. Louis, Mo.) ..... 1975-76  
Etienne Strothers (Newport News, Va.) ..... 2023-24  
Willard Swift (Mt. Park, N.C.) ..... 1957-60


**T**  
Bob Tate (Banner Elk, N.C.) ..... 1970-73  
**Myles Tate (Spartanburg, S.C.) ..... 2023-Pres.**  
Don Taylor (Winston-Salem, N.C.) ..... 1974-75  
Carvell Teasett (Baton Rouge, La.) ..... 2022-23  
J.C. Tharrington (Charlotte, N.C.) ..... 2019-20  
Anthony Thomas (Winston-Salem, N.C.) ..... 2010-11  
Derek Thomas (Mableton, Ga.) ..... 2004-05  
John Thomas (Eatonville, Fla.) ..... 1969-70  
Lonnie Thomas (East Bend, N.C.) ..... 1960-63  
D.J. Thompson (Raleigh, N.C.) ..... 2003-06  
Tony Thompson (Dudley, N.C.) ..... 1992  
**Jackson Threadgill (Concord, N.C.) ..... 2024-Pres.**  
Ty Toney (Alpharetta, Ga.) ..... 2013-14  
J.C. Trammell (Shelby, N.C.) ..... 1953-54  
Jamaal Trice (Los Angeles, Calif.) ..... 2011-13  
Walt Turner (Bassett, Va.) ..... 1970-72  
Tim Turner (Roxboro, N.C.) ..... 1976-77  
Terence Tyler (Charlotte, N.C.) ..... 1997-98

**U**


Dean Upton (Shelby, N.C.) ..... 1956

**V**  
G.J. Vilarino (McKinney, Texas) ..... 2010-12  
John Vukasovich (Warren, Mich.) ..... 1973-76

**W**  
Brad Walker (Deep Gap, N.C.) ..... 1980  
Dibaji Walker (Columbus, Ohio) ..... 2022-23  
Jesse Walker (Camden, N.J.) ..... 1980  
Doug Wall (Winston-Salem, N.C.) ..... 1961-64  
O.D. Wallace (Carthage, N.C.) ..... 1951-54  
Harold Walter (Rockwell, N.C.) ..... 1965-66  
Ed Ward (Thomasville, N.C.) ..... 1988-91  
Robert Weaver ..... 1931-35  
Tyler Webb (Nickelsville, Va.) ..... 2005-10  
Chip Weddington (Salisbury, N.C.) ..... 1968-69  
Harry Welch (Winston-Salem, N.C.) ..... 1953-55  
Andy Westmoreland (Gastonia, N.C.) ..... 1995-96  
Cliff Wey (Terre Haute, Ind.) ..... 1948-50  
Leslie Wey (Terre Haute, Ind.) ..... 1947-48  
Tim White (Pittsburgh, Pa.) ..... 1974-75  
Alton Widenhouse (Charlotte, N.C.) ..... 1956  
Bobby Wilcox (Boone, N.C.) ..... 1962-63  
James Wilcox (Lenoir, N.C.) ..... 1964-66  
Chuck Wilfong (Mt. Airy, N.C.) ..... 1971  
John Wilkins (Goldsboro, N.C.) ..... 1985  
Johnny Willard (Charlotte, N.C.) ..... 1967-68  
Charles Williams (Wingate, N.C.) ..... 1957  
Dean Williams (Boone, N.C.) ..... 1956  
Jeff Williams (Asheboro, N.C.) ..... 1991-94  
Jerome Williams (Greenville, S.C.) ..... 1984-85  
O'Shown Williams (Macon, Ga.) ..... 2017-20  
Preston Williams (Lilesville, N.C.) ..... 1967-69  
Andre Williamson (Prince George, Va.) ..... 2008-12  
Jake Wilson (Raleigh, N.C.) ..... 2015-19  
**Luke Wilson (Augusta, Ga.) ..... 2023-Pres.**  
Pete Wilson (Linden, N.J.) ..... 1982-85  
R.J. Wilson (Raleigh, N.C.) ..... 2019-21  
Brian Witten (Fayetteville, N.C.) ..... 1987  
Mitch Woods (Naples, Fla.) ..... 2010-12  
Tom Wooten (East Bend, N.C.) ..... 1954-57  
Evo Wortman ..... 1930-34  
Marcus Wright (Winston-Salem, N.C.) ..... 2008-11  
Carl Wyatt (Henrietta, N.C.) ..... 1955-58



**Broderick Parker**



**Terence Tyler**




**O.D. Wallace**



Belus Smawley was a 6-1, 195-pound guard from Ellenboro, N.C. whose legacy is still present today in the NBA. Smawley is regarded as one of the pioneers of the jump shot and is featured in John Christgau's book "Origins of the Jump Shot: Eight Men Who Shook the World of Basketball."

Smawley played six seasons in the NBA and its predecessor, the BAA for the St. Louis and Baltimore franchises.



**Belus Smawley**

### 1947-48

Ranked 15th in scoring (11.2)  
Ranked 9th in field-goal percentage (.308)

### 1948-49

Ranked 6th in scoring (15.5)  
Ranked 9th in field-goal percentage (.372)

### 1949-50

Ranked 19th in scoring (13.7)  
Ranked 4th in free-throw percentage (.828)

### 1950-51

Ranked 22nd in scoring (12.2)  
Ranked 3rd in free-throw percentage (.850)

## CAROLINAS CONFERENCE CHAMPIONS

1930-31, 1939-40, 1940-41, 1942-43, 1947-48, 1949-50, 1966-67

## CAROLINAS CONFERENCE SPORTSMANSHIP AWARD

1939-40, 1948-49, 1949-50, 1957-58, 1958-59, 1961-62, 1962-63, 1963-64, 1965-66, 1967-68

## SoCon REGULAR-SEASON CHAMPIONSHIPS

1977-78, 1978-79, 1980-81, 1997-98 (N), 1998-99 (N), 1999-2000 (N), 2002-03 (N), 2006-07 (N), 2007-08 (N), 2009-10 (N)

*(N) denotes North Division*

## SoCon TOURNAMENT CHAMPIONSHIPS

1979, 2000

## SUN BELT REGULAR-SEASON CHAMPIONSHIPS

2023-24

## SUN BELT TOURNAMENT CHAMPIONSHIPS

2021

## NCAA TOURNAMENT APPEARANCES

1979, 2000, 2021

## NIT APPEARANCES

2007, 2024

## CAROLINAS CONFERENCE COACH OF THE YEAR

- 1940 Flucie Stewart
- 1941 Clyde Canipe
- 1943 Belus Smawley
- 1947 Flucie Stewart
- 1950 Francis Hoover
- 1964 Bob Light
- 1967 Bob Light

## NAIA DISTRICT COACH OF THE YEAR

- 1964 Bob Light
- 1967 Bob Light

## SoCon COACH OF THE YEAR

### Anton Foy Award

- 1976 Bobby Cremins
- 1978 Bobby Cremins
- 1981 Bobby Cremins
- 1988 Tom Apke
- 1998 Buzz Peterson
- 2000 Buzz Peterson
- 2003 Houston Fancher

## SUN BELT COACH OF THE YEAR

- 2024 Dustin Kerns

## NABC DISTRICT 23 COACH OF THE YEAR

- 2023-24 Dustin Kerns

## HUGH DURHAM AWARD FINALIST

- 2023-24 Dustin Kerns

## JIM PHELAN AWARD FINALIST

- 2023-24 Dustin Kerns

## CoSIDA ACADEMIC ALL-AMERICAN

- 2012-13 Nathan Healy (2nd team)

## CoSIDA ACADEMIC ALL-DISTRICT

- 2012-13 Nathan Healy

## ALL-AMERICA

- 1943 Belus Smawley (NAIA, 1st team)
- 1955 John Pyecha (NAIA, 2nd team)

## NAIA BASKETBALL HALL OF FAME

- 1958 Belus Smawley
- 1967 Francis Hoover

## NAIA TOURNAMENT MVP

- 1943 Belus Smawley

## SoCon PLAYER OF THE YEAR

### Malcolm U. Pitt Award

- 1981 Charles Payton
- 2000 Tyson Patterson
- 2010 Donald Sims

## SoCon DEFENSIVE PLAYER OF THE YEAR

- 2013 Nathan Healy

## SUN BELT DEFENSIVE PLAYER OF THE YEAR

- 2023-24 Justin Abson

## SOCON TOURNAMENT MVP

- 1979 Darryl Robinson
- 1999 Marshall Phillips
- 2000 Tyson Patterson


## ALL-CAROLINAS CONFERENCE

- 1947 Leslie Wey
- 1948 Leslie Wey, Ron Craven, Tom Beach
- 1949 Glenn Causey, Albert Hiatt
- 1950 Glenn Causey;
- 1951 Joe Hunt
- 1952 John Pyecha
- 1955 John Pyecha
- 1956 Dave Abernathy
- 1957 Dave Abernathy
- 1958 Don King
- 1959 Don King, Rick Howe
- 1960 Don King, Rick Howe
- 1961 Don King, Rick Howe
- 1963 Wayne Duncan
- 1964 Wayne Duncan
- 1965 Wayne Duncan
- 1966 James Wilcox, Tony Gray

- 1967 Danny Beauchamp, Allan Price
- 1968 Danny Beauchamp
- 1969 Allan Price

**NAIA ALL-DISTRICT**

- 1955 John Pyecha
- 1960 Don King
- 1961 Don King; Rick Howe
- 1964 Wayne Duncan
- 1965 Wayne Duncan
- 1966 Tony Gray
- 1969 Allan Price



**Bob Light**



**Danny Beauchamp**

**ALL-SoCon**

- 1973 Stan Davis
- 1974 Stan Davis
- 1976 Calvin Bowser
- 1978 Tony Searcy\*, Darryl Robinson
- 1979 Mel Hubbard\*, Darryl Robinson, Renaldo Lawrence
- 1980 Charles Payton, Walter Anderson
- 1981 Charles Payton, John Fitch
- 1982 Charles Payton\*, John Fitch
- 1984 David Lawrence, Wade Capehart, Dale Roberts
- 1985 Glenn Clyburn
- 1986 Rod Davis
- 1988 Kemp Phillips
- 1989 Sam Gibson\*
- 1990 Sam Gibson \*
- 1991 Steve Spurlock\*
- 1992 Steve Spurlock\*
- 1993 Billy Ross\*
- 1994 Chad McClendon\*
- 1995 Chad McClendon\*
- 1996 Kareem Livingston\*
- 1997 Junior Braswell\*
- 1998 Kareem Livingston\*, Marshall Phillips\*
- 1999 Marshall Phillips\*, Tyson Patterson
- 2000 Tyson Patterson\*, Rufus Leach
- 2001 Donald Payne, Josh Shehan
- 2003 Shawn Hall\*, Graham Bunn
- 2005 D.J. Thompson
- 2006 D.J. Thompson\*
- 2007 D.J. Thompson\*, Jeremy Clayton
- 2008 Donte Minter\*, Jeremy Clayton
- 2009 Kellen Brand
- 2010 Donald Sims\*
- 2011 Omar Carter, Donald Sims\*
- 2013 Nathan Healy

\*denotes first team selection

**SoCon ALL-FRESHMAN TEAM**

- 1977 Walter Anderson
- 1979 Charles Payton
- 1981 Wade Capehart
- 1983 Rod Davis
- 1986 Willie Allen
- 1987 Kemp Phillips, Jimmy Stewart
- 1988 Rodney Peel
- 1990 Billy Ross
- 1991 Ricky Nedd
- 1992 Chad McClendon
- 1993 Brian Hege
- 1995 Kareem Livingston
- 2001 Noah Brown
- 2008 Donald Sims

**APP ATHLETICS  
MEN'S BASKETBALL  
HALL OF FAME MEMBERS**

Inducted		Yrs. Played
1975	Wayne Duncan	1961-65
1975	Danny Miller	1938-42
1975	John Pyecha	1951-55
1975	Belus Smawley	1939-43
1979	Claude Pyatte	1929-32
1980	Everette McConnell	1931-35
1982	Don King	1957-61
1982	Ivo Wortman	1930-34
1984	David W. Abernathy	1954-57
1985	Richard Howe	1957-61
1986	Darryl Robinson	1975-79
1987	Robert F. Weaver	1931-35
1987	Tony Searcy	1976-78
1988	Bobby Cremins (Coach)	1975-80
1991	Bob Light (Coach)	1957-72
2009	Tyson Patterson	1996-2000
2011	Allan Price	1966-69
2018	D.J. Thompson	2003-07
2019	Donald Sims	2007-11



**2009 Inductee Tyson Patterson**



**2011 Inductee Allan Price**



## SoCon ALL-TOURNAMENT TEAM

- 1972 Stan Davis
- 1976 Darryl Robinson
- 1977 Tony Searcy\*, Mel Hubbard, Walter Anderson
- 1978 Renaldo Lawrence, Darryl Robinson
- 1979 Renaldo Lawrence\*, Darryl Robinson\*, Mel Hubbard, Charles Payton
- 1980 John Fitch
- 1981 Charles Payton\*, John Fitch\*, Kelvin McMillian
- 1984 Glenn Clyburn, David Lawrence 1986 Rod Davis
- 1989 Sam Gibson
- 1990 Broderick Parker\*, Kemp Phillips\*, Sam Gibson
- 1991 Tim Powers\*, Broderick Parker, Billy Ross, Ed Ward
- 1992 Billy Ross, Steve Spurlock
- 1993 Billy Ross\*
- 1995 Chad McClendon\*, Kareem Livingston
- 1996 Junior Braswell\*
- 1997 Junior Braswell\*, Tige Darner
- 1998 Kareem Livingston\*, Marshall Phillips\*, Tyson Patterson
- 1999 Marshall Phillips\*, Matt McMahon\*, Cedrick Holmes, Tyson Patterson
- 2000 Tyson Patterson\*, Shawn Alexander, Rufus Leach
- 2003 Shawn Hall
- 2005 D.J. Thompson
- 2006 D.J. Thompson\*, Jeremy Clayton
- 2007 Donte Minter\*, Demetrius Scott, Jeremy Clayton
- 2009 Donald Sims
- 2010 Kellen Brand\*, Donald Sims\*

\*denotes first team selection

## SoCon PLAYERS OF THE WEEK

- 1974 Stan Davis
- 1975 Stan Davis
- 1976 Darryl Robinson
- 1977 Walter Anderson, Darryl Robinson
- 1978 Renaldo Lawrence, Darryl Robinson, Tony Searcy
- 1979 Darryl Robinson (2), Tony Searcy
- 1981 Charles Payton
- 1984 Wade Capehart
- 1985 Greg Dolan
- 1986 Rod Davis
- 1988 Sam Gibson, Rodney Peel
- 1991 Steve Spurlock
- 1993 Billy Ross (2)
- 1994 William Cook (2), Billy Ross, Jeff Williams
- 1995 Chad McClendon (2)
- 1997 Junior Braswell (2)
- 1998 Tige Darner, Tyson Patterson
- 1999 Matt McMahon, Marshall Phillips (2)
- 2000 Rufus Leach (2), Tyson Patterson
- 2003 Shawn Hall
- 2004 Noah Brown
- 2006 D.J. Thompson (2)
- 2007 Nate Cranford, Donte Minter, D.J. Thompson
- 2008 Donald Sims
- 2010 Donald Sims (3)
- 2011 Omar Carter (2), Donald Sims (2)
- 2012 Andre Williamson
- 2013 Jay Canty

## SoCon PLAYERS OF THE MONTH

- 2009-10 Donald Sims (February)
- 2010-11 Donald Sims (November, February)

## SoCon STUDENT-ATHLETES OF THE WEEK

- 2011-12 Nathan Healy
- 2012-13 Nathan Healy

## ALL-SUN BELT

- 2014-15 Frank Eaves
- 2015-16 Frank Eaves
- 2016-17 Ronshad Shabazz
- 2017-18 Ronshad Shabazz
- 2018-19 Ronshad Shabazz
- 2019-20 Justin Forrest\*
- 2020-21 Justin Forrest  
Michael Almonacy  
Adrian Delph
- 2021-22 Adrian Delph\*
- 2022-23 Donovan Gregory
- 2023-24 Donovan Gregory\*  
Tre'Von Spillers\*  
Terence Harcum

\* - denotes First Team selection

## SUN BELT TOURNAMENT MOST OUTSTANDING PLAYER

- 2021 Michael Almonacy

## SUN BELT TOURNAMENT ALL-TOURNAMENT TEAM

- 2021 Michael Almonacy  
Justin Forrest
- 2022 Adrian Delph
- 2024 Donovan Gregory

## SUN BELT PLAYER OF THE WEEK

- 2014-15 Frank Eaves (2)
- 2017-18 Justin Forrest
- 2018-19 Ronshad Shabazz
- 2019-20 Justin Forrest (2)
- 2020-21 Adrian Delph
- 2021-22 Adrian Delph
- 2023-24 Tre'Von Spillers

## COLLEGE SPORT MADNESS SUN BELT PLAYER OF THE WEEK

- 2019-20 Justin Forrest

## LOU HENSON AWARD NATIONAL PLAYER OF THE WEEK

- 2019-20 Justin Forrest

## LOU HENSON AWARD MIDSEASON WATCH LIST

- 2023-24 Tre'Von Spillers

## LOU HENSON AWARD ALL-AMERICAN

- 2023-24 Donovan Gregory

## NABC ALL-DISTRICT

- 2010 Donald Sims
- 2011 Omar Carter, Donald Sims\*
- 2015 Frank Eaves
- 2016 Frank Eaves\*
- 2018 Ronshad Shabazz
- 2020 Justin Forrest
- 2022 Adrian Delph\*
- 2024 Tre'Von Spillers\*  
Donovan Gregory

\* - denotes First Team selection

## NABC HONORS COURT

- 2017 Matt O'Boyle
- 2018 Nick Hough  
Kevin Kerley

## COLLEGEINSIDER.COM TOURNAMENT (CIT) TEAM

- 2010 Donald Sims

## NCCSIA FIRST ALL-STATE

- 2010 Donald Sims\*
- 2011 Omar Carter\*
- 2015 Frank Eaves\*
- 2016 Frank Eaves\*
- 2018 Ronshad Shabazz\*
- 2019 Ronshad Shabazz

\* - Represents First Team selection

## COLLEGEINSIDER.COM SoCon MOST VALUABLE PLAYER

- 2010 Donald Sims

The magical 1978-79 season of Bobby Cremins and his upstart App State team shook the conventions of those soaked in Southern Conference tradition. Over its early years in the SoCon, App State's climb finally paid dividends.

The Mountaineers finished 23-6 after opening the season 7-0. An 11-game unbeaten streak highlighted the season heading into the NCAA tournament. All-league performers Mel Hubbard, Darryl Robinson, Charles Payton and Renaldo Lawrence led the Mountaineers to an 11-3 SoCon record. The team's most-talented player, Robinson averaged a team-high 15.1 points and earned SoCon tournament MVP.

The 86-83 win over Furman in the tournament finals signified the Bobby Cremins Era had come full circle. Thousands of Mountaineer faithful lined up in front of Varsity Gym to welcome the triumphant team home from Roanoke, Va. With Cremins and his first recruits completing their careers, the bus trip to Boone with the trophy gave App State a taste of greatness. The Mountaineers traveled to the Midwest Regional in Bloomington, Ind., to face LSU. With little fanfare, App State was ousted by a larger Tiger team in the first round, 71-57.

Talk of the magical 1978-79 season continues to be a season to be remembered.



**1978-79 (23-6)**

Nov. 24	S.C. State %	W	65-60
Nov. 25	Campbell %	W	73-63
Nov. 28	Pfeiffer	W	84-71
Dec. 2	Lenoir-Rhyne	W	94-57
Dec. 5	at Western Carolina	W	80-69
Dec. 9	Marshall	W	81-56
Dec. 13	VMI	W	103-82
Dec. 16	at Wake Forest	L	71-83
Jan. 2	at N.C. State	L	50-58
Jan. 4	at ETSU	W	55-47
Jan. 6	at Chattanooga	L	67-74
Jan. 10	Davidson	W	79-65
Jan. 13	Furman	L	66-75
Jan. 15	USC Spartanburg	W	71-64
Jan. 17	at VMI	W	73-58
Jan. 20	UNC Charlotte	W	58-47
Jan. 22	Western Carolina	L	49-50
Jan. 27	at Marshall	W	78-66
Jan. 31	at Davidson	W	84-72
Feb. 3	The Citadel	W	76-65
Feb. 7	at Furman	W	59-58
Feb. 10	UNC Wilmington	W	63-60
Feb. 14	at The Citadel	W	68-64
Feb. 17	Chattanooga	W	77-63
Feb. 19	ETSU	W	83-56
Feb. 24	VMI *	W	73-63
Mar. 3	Western Carolina**	W	63-43
Mar. 4	Furman **	W	86-83
Mar. 10	Louisiana State #	L	57-71

%East Tennessee Tip-Off, Johnson City, Tenn.

\*SoCon Tournament, Boone, N.C.

\*\*SoCon Tournament, Roanoke, Va.

#NCAA Mideast Regional, Bloomington, Ind.

**BOBBY CREMINS**

"The trip to the NCAA Tournament with App State in 1979 ranks as one of my fondest memories. We had an experienced team that played smart. Players like Darryl Robinson and Mel Hubbard helped our cause with their leadership on and off the court."

"The game with Furman was close throughout. They were a good team and really battled us. When we returned home, it was amazing to see all the fans."

"As for the tournament game with LSU, I think we had a bit of stage fright. LSU was a good team and we started slowly. We certainly did not have our best game."

"That season really brought a lot of credibility to our program. It was nice to see those guys set a goal, work hard and achieve it."

**DARRYL ROBINSON**

"That season was one I will never forget. We were a close knit bunch. We were serious about contending for the Southern Conference crown. Coach Cremins pushed us and we believed in him."

"Our team was ready for Furman. We played a good game and had some luck fall our way. It was very rewarding to cut the nets down after working so hard throughout the season."

**NCAA Midwest Regional—March 10, 1979 at Bloomington, Ind.—Assembly Hall (8,468)**

App State (57)	MIN	FG	FT	R	A	F	TP
Lawrence	34	7-19	7-8	6	1	3	21
Payton	31	2-3	2-4	5	1	5	6
Hubbard	39	3-5	1-3	6	0	3	7
Robinson	36	4-10	1-2	2	3	2	9
Anderson	33	4-10	2-5	2	1	4	10
Fitch	7	2-6	0-0	1	0	0	4
Jackson	8	0-0	0-0	1	2	0	0
Giles	4	0-0	0-0	0	0	0	0
Keller	4	0-1	0-0	0	0	1	0
Leahy	4	0-0	0-0	0	0	0	0
<b>Totals</b>	<b>200</b>	<b>22-54</b>	<b>13-22</b>	<b>31</b>	<b>8</b>	<b>18</b>	<b>57</b>
Louisiana State (71)	MIN	FG	FT	R	A	F	TP
Cook	37	4-7	0-0	9	3	3	8
Hullberg	23	3-10	0-0	1	3	2	6
Green, L.	35	4-7	5-8	16	1	4	13
Martin	24	4-9	0-1	3	4	5	8
Green, A.	19	4-8	0-0	3	2	0	8
Rudolph	11	1-1	2-3	0	1	1	4
Brown	11	3-4	0-1	1	1	0	6
Sims	15	0-4	2-4	2	1	2	2
Mattick	21	6-10	2-5	6	1	4	14
Bergeron	2	0-0	0-0	0	1	0	0
Campbell	1	0-0	0-0	0	0	0	0
DeArmond	1	0-1	0-0	0	0	0	2
<b>Totals</b>	<b>200</b>	<b>30-61</b>	<b>11-22</b>	<b>46</b>	<b>18</b>	<b>24</b>	<b>71</b>
<b>Appalachian State</b>	20	37	—	57			
<b>Louisiana State</b>	31	40	—	71			

Turnovers: ASU 14, LSU 12



## 2000 NCAA TOURNAMENT

Buzz Peterson emphasized team chemistry. During the 1999-2000 season, Peterson combined four seniors with new faces to produce a 23-9 record, a third-consecutive SoCon North Division title and App State's second NCAA Tournament experience.

Achievements were plentiful; a record-tying 23 triumphs, including a string of 11 consecutive wins highlighted by a perfect January (10-0) and a 72-60 win at Clemson, the Mountaineers' first against an ACC foe since winning at Duke, Dec. 5, 1981, helped App State to a SoCon Tournament title.

In the season's first outing, the legend of Rufus Leach was born with 28 points, including eight treys at Oklahoma State.

Tyson Patterson claimed SoCon regular season and tournament most valuable player honors en route to setting App State single-season and career records. The 5-7 Patterson saved the day in the SoCon tournament semifinal against Furman. Using everything in his bag of tricks, he amassed 28 points including 12 of App State's final 14 for the 60-56 win. In the finals, App State defeated College of Charleston 68-56.

Patterson and App State cut down the nets, and brought another SoCon championship home.

### BUZZ PETERSON

"The success of that season was due in part to the tremendous leadership of the seniors. We started the season out 0-2 but the team fought hard and believed in themselves."

"We had been so close in the two previous years and the third time was a charm. I remember the excitement at the arena and coming back up on the mountain. The cars were lined from Banner Elk to Varsity Gym. To see the players' faces light up is what a coach likes to see most."



"We were excited about the opportunity to play. That game seemed to take forever to get here. I think we had two weeks to prepare and I tried to get our guys some rest. We played a great Ohio State team."

### TYSON PATTERSON

"That season was special for me. The team wanted to win the SoCon title a lot after coming so close the previous two seasons."

"I pushed myself to be a role model for the younger players. Our team had a lot of chemistry. Coach Peterson's intense work ethic prepared us for the season and ultimately helped us win the title."

"The hard work was well worth the experience of winning the Southern Conference championship and playing in the NCAA Tournament."



### 1999-2000 (23-9)

Nov. 19	at Oklahoma State!	L	75-87
Nov. 20	vs. Oral Roberts!	L	68-78
Nov. 27	Lees-McRae	W	117-74
Nov. 29	Pfeiffer	W	104-90
Dec. 3	Toledo#	W	68-65
Dec. 4	Marquette	L	51-57
Dec. 8	East Carolina	W	82-73
Dec. 18	at Pittsburgh	L	64-67
Dec. 20	at Robert Morris	W	76-64
Dec. 23	at UW-Green Bay	L	47-64
Dec. 30	Tennessee Wesleyan	W	112-48
Jan. 3	at The Citadel	W	82-48
Jan. 8	Georgia Southern	W	88-74
Jan. 10	ETSU	W	85-64
Jan. 15	at ETSU	W	89-76
Jan. 17	VMI	W	97-72
Jan. 19	at Clemson	W	72-60
Jan. 22	at Furman	W	73-63
Jan. 24	at Western Carolina	W	102-82
Jan. 29	Chattanooga	W OT	93-90
Jan. 31	at Davidson	W	77-72
Feb. 5	at C. of Charleston	L	64-69
Feb. 9	UNCG	W	81-66
Feb. 12	Wofford	W	84-61
Feb. 14	at VMI	L	69-78
Feb. 19	Davidson	L	54-69
Feb. 22	at UNCG	W	78-69
Feb. 26	Western Carolina	W	101-83
Mar. 3	Chattanooga*	W	88-66
Mar. 4	Furman*	W	60-56
Mar. 5	C. of Charleston*	W	68-56
Mar. 17	Ohio State^	L	61-87

! America's Youth Classic, Stillwater, Okla.

# Blue and Gold Classic, Milwaukee, Wis.

\* SoCon Tournament, Greenville, S.C.

^ NCAA South Subregional, Nashville, Tenn.

### NCAA Tournament South Subregional—March 17, 2000 at Nashville, Tenn.—Gaylord Entertainment Center (17,297)

APP STATE	FG	3FG	FT	R	F	TP	A	TO	B	S	MIN
HOLMES, Cedrick-F	3-6	0-0	0-0	5	4	6	0	0	1	0	18
ALEXANDER, Shawn-G	1-2	0-0	5-6	2	1	7	1	1	1	0	27
COOPER, Corey-F	3-10	0-0	1-1	6	4	7	2	2	1	1	31
PATTERSON, Tyson-G	7-15	1-4	0-0	2	1	15	4	4	1	1	36
MCMAHON, Matt-G	1-6	1-5	0-0	1	0	3	0	2	0	1	17
PATTEN, Mike	0-0	0-0	0-0	0	0	0	0	0	0	0	1
BUTLER, Jonathan	0-0	0-0	2-2	0	1	2	0	0	0	0	4
LEACH, Rufus	4-13	3-8	0-0	0	2	11	2	2	0	1	30
DAVIS, Buddy	3-6	0-0	2-6	12	0	8	0	2	0	0	25
HUGE, Nick	0-0	0-0	0-0	0	0	0	0	0	1	0	4
PHILLIPS, Kent	0-0	0-0	0-0	0	0	0	0	1	0	0	2
SHEHAN, Josh	1-1	0-0	0-0	1	0	2	1	0	0	0	5
Team											4
<b>Totals</b>	<b>23-59</b>	<b>5-17</b>	<b>10-15</b>	<b>33</b>	<b>13</b>	<b>61</b>	<b>10</b>	<b>14</b>	<b>5</b>	<b>4</b>	<b>200</b>
OHIO STATE	FG	3FG	FT	R	F	TP	A	TO	B	S	MIN
REDD, Michael-F	9-16	2-5	1-1	5	3	21	5	1	0	4	31
REESE, George-F	5-9	0-0	9-10	4	0	19	8	0	1	2	36
JOHNSON, Ken-C	4-7	0-0	0-0	6	4	8	0	2	2	0	22
PENN, Scoonie-G	9-11	5-7	0-0	2	0	23	2	3	0	0	36
BROWN, Brian-G	4-7	1-1	0-0	5	3	9	1	0	0	0	32
DARBY, Brent	0-3	0-1	0-0	0	2	0	0	1	0	0	6
ROBINSON, Doylan	0-0	0-0	0-0	1	0	0	0	0	0	0	2
SOVOVIC, Boban	1-1	1-1	0-2	0	2	3	3	2	0	3	12
SMITH, Devon	0-0	0-0	0-0	1	0	0	0	0	0	0	2
STEELE, Kwadjo	1-2	0-0	0-0	0	0	2	0	0	0	0	2
OCKOLJIC, Cobe	1-2	0-0	0-0	3	0	2	0	0	1	0	12
DUDLEY, Will	0-1	0-0	0-0	1	2	0	0	0	0	0	7
Team											5
<b>Totals</b>	<b>34-59</b>	<b>9-15</b>	<b>10-13</b>	<b>33</b>	<b>16</b>	<b>87</b>	<b>19</b>	<b>10</b>	<b>4</b>	<b>9</b>	<b>200</b>
<b>Appalachian State</b>	25	36	—	61							
<b>Ohio State</b>	46	41	—	87							

**2007 NATIONAL INVITATION TOURNAMENT**

The Mountaineers made history in 2006-07 with a school-record 25 victories and the program's third postseason appearance with an NIT berth.

The groundwork for the record-setting season was laid in San Juan, Puerto Rico, where the Mountaineers stunned the college basketball world with consecutive victories over ACC Champion Virginia, UCF and Sweet 16 participant Vanderbilt to win the San Juan Shootout championship.

D.J. Thompson, Donte Minter and Nate Cranford earned all-tournament honors after leading App State to three of the biggest wins in school history.

The Mountaineers remained on the radar for the rest of the season, climbing to as high as No. 6 in the Mid-Major Top 25 poll and receiving votes in the ESPN/USA Today Coaches Poll. The squad continued to make waves in non-conference action with victories at Sweet 16 participant VCU and a win at Wichita State before a stunned crowd of 10,478 and a national-television audience on ESPNU.

Victories continued to roll in during the stretch run of the season as the team won 11 of its final 12 regular-season games, including an 81-74 victory at Davidson, the Wildcats' only conference loss of the season.

The Mountaineers ended the regular season with a 25-6 record and were one of only 13 teams in the nation that didn't lose consecutive games.

They entered the SoCon tournament as the No. 2 seed and quickly dispatched long-time rival Western Carolina in the quarterfinals, 78-59. The win, App State's eighth straight and school record 25th win, set up a semifinal showdown with College of Charleston. The squad came up just short as the Cougars held on for an 89-87 overtime victory in front of the hometown crowd.

The loss created a tense two weeks for the Mountaineers as they awaited 'Selection Sunday' to learn if they would be included in the NCAA Tournament's field of 65.

In the two weeks leading up to NCAA Selection Show various national media outlets and pundits lobbied for App State's inclusion into the field.

However, the media surge leading up to Selection Sunday didn't sway the committee as App State found itself on the other side of the bubble, but were rewarded with an NIT berth.

After not having played in nearly two weeks, the squad traveled to Oxford, Miss., to face Ole Miss in its third postseason appearance in school history. Despite a tightly contested first half, an Ole Miss run in the second half of the contest dashed any hopes of App State advancing in the tournament and ended the Mountaineers' record-setting season.



**2006-07 (25-8, 15-3 SoCon)**

Nov. 13	North Greenville	109-71	W
Nov. 17	at Clemson	49-79	L
Nov. 20	Montreat	78-63	W
Nov. 25	at Wake Forest	78-88	L
Nov. 27	Campbell	84-71	W
Dec. 2	at Coll. of Charleston*	68-57	W
Dec. 4	at The Citadel*	56-52	W
Dec. 10	at Virginia Tech	69-37	L
Dec. 14	Brevard	93-53	W
Dec. 16	Georgia Southern*	87-84	W
Dec. 19	vs. Virginia !	80-69	W
Dec. 20	vs. UCF !	75-64	W
Dec. 21	vs. Vanderbilt !	87-79	WOT
Dec. 30	at VCU	73-70	W
Jan. 6	at Chattanooga*	77-63	W
Jan. 13	Elon*	63-64	L
Jan. 15	Western Carolina*	100-91	W
Jan. 18	at UNCG*	76-80	L
Jan. 20	at Davidson*	81-74	W
Jan. 24	Furman*	77-63	W
Jan. 27	The Citadel*	95-54	W
Jan. 29	Coll. of Charleston*	67-56	W
Feb. 3	at Furman*	72-76	LOT
Feb. 5	at Georgia Southern*	77-55	W
Feb. 10	Wofford*	72-52	W
Feb. 14	Chattanooga*	85-69	W
Feb. 17	at Wichita State #	60-58	W
Feb. 19	at Western Carolina*	76-65	W
Feb. 22	UNCG*	80-66	W
Feb. 24	at Elon*	72-63	W
March 1	vs. Western Carolina &	78-59	W
March 2	vs. Coll. of Charleston &	87-89	LOT
March 14	at Ole Miss^	59-73	L

\*SoCon game  
! San Juan Shootout (San Juan, Puerto Rico)  
# ESPN BracketBusters  
& SoCon Tournament (Charleston, S.C.)  
^ NIT First Round

**NIT First Round-March 14, 2007**

at Oxford, Miss.—Tad Smith Coliseum (4,696)

APP STATE	FG	3FG	FT	R	F	TP	A	TO	B	S	MIN
CLAYTON, Jeremy-F	2-10	0-0	1-2	7	3	5	1	0	4	2	28
BOWNE, Davis-F	0-0	0-0	0-0	0	3	0	0	1	0	0	2
SCOTT, Demetrius-G	4-8	0-0	1-1	1	0	9	2	3	0	1	28
CRANFORD, Nathan-G	0-4	0-4	0-0	4	1	0	1	0	0	4	29
THOMPSON, D.J.-G	5-12	2-8	5-5	1	2	17	3	5	0	4	33
ABRAHAM, Ryann	1-2	1-1	0-0	0	2	3	0	1	0	0	7
HENDERSON, P.L.	0-1	0-0	0-0	0	0	0	0	0	0	1	1
HARPER, Jeremy	0-1	0-0	0-0	2	0	0	0	0	0	0	1
BERMUDEZ, Eduardo	0-2	0-2	0-0	0	3	0	1	1	0	0	10
BRAND, Kellen	0-3	0-1	1-2	2	1	1	1	0	0	0	11
McMILLAN, Jay	0-0	0-0	0-0	0	0	0	0	0	0	0	1
WEBB, Tyler	0-0	0-0	0-0	0	0	0	0	0	0	0	1
McLAUGHLIN-WILLIAMS	4-6	2-4	0-2	4	1	10	2	0	0	1	22
MINTER, Donte	6-10	0-0	2-4	7	0	14	1	3	1	1	26
Team				5							
<b>Totals</b>	<b>22-59</b>	<b>5-20</b>	<b>10-16</b>	<b>33</b>	<b>16</b>	<b>59</b>	<b>12</b>	<b>14</b>	<b>5</b>	<b>14</b>	<b>200</b>

OLE MISS	FG	3FG	FT	R	F	TP	A	TO	B	S	MIN
Williams, Kenny-F	6-10	0-0	1-2	11	1	13	0	3	1	3	33
Curtis, Dwayne-C	6-8	0-0	2-2	8	3	14	1	4	0	0	22
Abernethy, Todd-G	6-12	2-6	4-7	4	1	18	2	3	1	3	36
Sanders, Clarence-G	4-9	1-4	2-3	1	0	11	2	0	1	1	37
Doyne, Bam-G	2-7	1-3	3-5	1	2	8	2	2	0	3	25
Jones, Rodney	1-1	0-0	0-0	1	0	2	0	0	0	0	1
Smith, Brian	1-3	1-2	0-0	1	1	3	0	1	0	0	10
Brown, Kiah	0-0	0-0	0-0	0	0	0	0	1	0	0	1
Polynice, Eniel	2-3	0-0	0-0	5	1	4	0	2	1	0	16
Parnell, Jermeij	0-2	0-0	0-0	3	3	0	0	0	0	1	13
Hardy, Greg	0-2	0-0	0-0	3	1	0	0	0	0	0	7
Team				1							
<b>Total</b>	<b>28-57</b>	<b>5-15</b>	<b>12-19</b>	<b>39</b>	<b>13</b>	<b>73</b>	<b>7</b>	<b>16</b>	<b>4</b>	<b>11</b>	<b>200</b>

	1st	2nd	Final
Appalachian State	35	24	—
Ole Miss	38	35	—



## 2010 COLLEGEINSIDER.COM TOURNAMENT

App State men's basketball came within one win of the program record (25) on the season.

The Mountaineers won the Southern Conference North title by two games and advanced to the league tournament final for the first time in 10 years.

App State also returned to the postseason for the first time since 2007 and advanced to the CollegeInsider.com Tournament semifinal round.

The Mountaineers posted a 13-5 mark in SoCon play, with all five losses coming by a combined 16 points. The team was 9-1 against division competition.

The Mountaineers set a new Holmes Center record with 14 home wins for the season. The team's 113 points against Milligan also marked a facility record.

Aided by four tournament wins, App State's 37 games were the most in program history.

App State recorded four wins against NCAA Tournament participants, defeating Wofford and Robert Morris on the road and winning home games against Morgan State and Winthrop.

App State ranked fifth nationally with a +7.8 rebound margin and was 12th in the NCAA in three-point shooting at 39.7 percent.

Donald Sims had quite the breakout season as a junior. The guard scored a program-record 754 points to win the SoCon scoring title.

Sims led the nation in free throw percentage (95.1) and three-pointers made (123) and finished 24th in scoring.

Isaac Butts also ranked atop the league in several statistical categories. The junior big man led the SoCon in field-goal percentage (60.7) and ranked second in rebounding (8.1).

Kellen Brand played in all 37 games and wrapped up his career as App State's all-time leader with 131 games played.

Along with Butts and Sims, four other Mountaineers found themselves among the league's top-10 in several categories.



### 2009-10 (24-13, 13-5 SoCon)

Nov. 13	UNC Wilmington	79-68	W
Nov. 14	at E. Tenn. St.	58-62	L
Nov. 17	Lees-McRae	77-44	W
Nov. 20	at Arkansas	72-81	LOT
Nov. 23	at Louisville	53-80	L
Nov. 28	Morgan St.	93-92	WOT
Nov. 30	Winthrop	70-51	W
Dec. 3	Furman*	82-85	L
Dec. 7	at Wofford*	77-76	W
Dec. 17	Milligan	113-91	W
Dec. 19	at Robert Morris	65-52	W
Dec. 21	at Dayton	65-49	L
Dec. 30	at Campbell	92-63	L
Jan. 6	The Citadel*	58-62	L
Jan. 9	at Davidson*	78-68	W
Jan. 13	Elon*	89-65	W
Jan. 16	UNCG*	72-64	W
Jan. 20	at Ga. Southern*	65-68	L
Jan. 23	W. Carolina*	87-74	W
Jan. 28	at Samford*	68-55	W
Jan. 30	at Chattanooga*	80-85	L
Feb. 1	King College	76-87	L
Feb. 6	at Western Carolina*	89-77	W
Feb. 8	at UNCG*	75-69	W
Feb. 11	Davidson*	66-56	W
Feb. 13	Ga. Southern*	111-83	W
Feb. 17	at Charleston*	72-73	L
Feb. 20	Tennessee Tech#	81-68	W
Feb. 22	at Elon*	58-54	W
Feb. 25	Chattanooga*	80-74	W
Feb. 27	Samford*	82-68	W
Mar. 6	vs. The Citadel+	71-61	W
Mar. 7	vs. Charleston+	77-54	W
Mar. 8	vs. Wofford+	51-56	L
Mar. 17	Harvard!	93-71	W
Mar. 22	at Marshall!	80-72	W
Mar. 25	Pacific!	56-64	L

# ESPN BracketBuster  
+ SoCon Tournament, Charlotte, N.C.  
! CollegeInsider.com Tournament



**2020 NCAA TOURNAMENT**

**2020-21 (17-12, 7-8 SBC)**

Nov. 25	at South Carolina State	W, 81-61
Nov. 27	Carver	W, 105-23
Nov. 30	Bowling Green	L, 76-78 (OT)
Dec. 6	N.C. Wesleyan	W, 81-57
Dec. 11	at Charlotte	W, 61-57
Dec. 15	at #10 Tennessee	L, 38-79
Dec. 17	Greensboro	W, 87-47
Dec. 18	Columbia International	W, 77-41
Dec. 22	at Auburn	L, 53-67
Jan. 1	Troy*	L, 56-69
Jan. 2	Troy*	W, 90-59
Jan. 8	Georgia Southern*	W, 66-63
Jan. 9	Georgia Southern*	W, 77-71
Jan. 15	at South Alabama*	L, 64-73
Jan. 16	at South Alabama*	W, 83-77
Jan. 22	Georgia State*	W, 80-71
Jan. 23	Georgia State*	W, 74-61
Jan. 29	at Troy*	L, 62-71
Jan. 30	at Troy*	L, 59-65
Feb. 19	South Alabama*	L, 63-65
Feb. 20	South Alabama*	L, 54-56
Feb. 23	at Georgia State*	L, 71-85
Feb. 26	at Georgia Southern*	W, 84-78 (2OT)
Feb. 27	at Georgia Southern*	L, 57-65
Mar. 5	vs. Little Rock!	W, 67-60
Mar. 6	vs. Texas State!	W, 76-73 (OT)
Mar. 7	vs. Coastal Carolina!	W, 64-61 (OT)
Mar. 8	vs. Georgia State!	W, 80-73
Mar. 18	vs. Norfolk State#	L, 53-54

\* - Sun Belt  
! - Sun Belt Tournament  
# - NCAA Tournament



In a season unlike any other, App State men's basketball rose to the occasion to punch the program's third ticket to the NCAA Tournament.

The 2020-21 season went on during a worldwide pandemic. Postponed games. Schedule changes. Mid-season pauses. Limited fans. App State had to deal with all of it and more en route to the tournament title.

Embracing head coach Dustin Kerns' mantra of TakeTheStairs, the Mountaineers did things the hard way. Overall, the team finished 17-12 and went 7-8 in Sun Belt play. The team endured a two-week shutdown in early February, featuring a two-week quarantine.

Coming out of the quarantine, App State lost two straight home games by two points to South Alabama. Three days later, the Mountaineers fell again to Georgia State. In the final weekend of the season at Georgia Southern, the Mountaineers found themselves down by 22, before storming back for a six-point double overtime victory. App State rode that momentum into the Sun Belt Tournament, with a run like no other.

Four games. Four days. Four wins. The Mountaineers took the stairs to capture the program's first Sun Belt Tournament title. In the opening round, App State overcame an early seven-point deficit to post a 67-60 win over Sun Belt preseason favorite Little Rock. The next night, App State took down West Division top-seed Texas State 76-73 in overtime, surviving a furious late Bobcat rally to force the extra session. On the next evening, App State held Coastal Carolina, the top offensive team in the conference, to just 61 points in another overtime thriller, advancing with a 64-61 victory. The dream became a reality the next night as the Mountaineers erased another seven-point deficit in an 80-73 win over Georgia State to punch a ticket to the NCAA Tournament.

Michael Almonacy earned Most Outstanding Player honors at the Sun Belt Tournament after averaging 21.8 points and hitting a tournament record 20 3-pointers. Justin Forrest also earned All-Tournament Team honors after averaging 20.0 points during the run.

In the NCAA Tournament, App State drew Norfolk State in a First Four contest. The whole tournament took place in the state of Indiana and the Black and Gold returned to where the program made it's first ever NCAA Tournament appearance, Assembly Hall in Bloomington, Ind.

After falling behind by as many as 19, App State roared back to open a six-point lead with under six minutes to go. What ensued was two teams fighting for their tournament lives, with Norfolk State prevailing in a 54-53 victory, where neither team deserved to lose.

**NCAA First Four - March 18, 2020 at Bloomington, Ind.—Assembly Hall**

APP STATE	FG	3FG	FT	R	F	TP	A	TO	B	S	MIN
Duhart, RJ-F	0-2	0-0	0-0	11	0	0	0	0	4	1	28
Forrest, Justin-G	7-19	3-11	1-1	4	3	18	1	2	0	1	29
Almonacy, Michael-G	1-14	1-13	4-4	6	1	7	2	5	1	0	37
Gregory, Donovan-G	3-6	0-0	3-3	8	1	9	4	2	0	2	38
Delph, Adrian-G	3-16	1-9	2-2	4	1	9	0	0	1	0	31
Brown, Xavion	0-1	0-0	0-0	4	1	0	0	2	2	1	16
Parker, Deshon	0-0	0-0	0-0	0	0	0	0	0	0	0	3
Eads, Michael	1-3	1-3	0-0	0	1	3	0	0	0	0	4
Lewis Jr., James	1-1	0-0	5-6	5	0	7	0	1	2	0	14
Team				4							
<b>Totals</b>	<b>16-62</b>	<b>6-36</b>	<b>15-16</b>	<b>46</b>	<b>8</b>	<b>53</b>	<b>7</b>	<b>14</b>	<b>10</b>	<b>5</b>	<b>200</b>

NORFOLK STATE	FG	3FG	FT	R	F	TP	A	TO	B	S	MIN
Matthews, JJ-F	3-5	0-0	0-0	8	4	6	0	0	0	0	23
Hicks, Kashaun-G	2-8	1-5	0-0	3	1	5	1	0	0	0	28
Bryant, Joe-G	4-13	2-6	0-0	4	1	10	1	3	0	4	38
Carter, Devonte-G	1-10	0-0	2-2	4	2	4	4	2	0	1	27
Chavis, Kyonze-G	0-0	0-0	0-0	1	3	0	2	0	0	1	12
Lawrence, Mustafa	0-4	0-2	0-0	0	0	0	1	0	0	1	12
Jenkins, Tyrese	0-0	0-0	0-0	1	0	0	1	0	2	0	6
Anderson, Daryl	0-0	0-0	0-0	0	1	0	0	0	1	1	8
Hawkins, Jalen	8-13	4-5	4-5	5	2	24	0	4	0	2	29
Ford, Chris	0-1	0-0	0-0	0	0	0	0	0	0	0	2
Team				6							
<b>Total</b>	<b>20-58</b>	<b>7-18</b>	<b>7-9</b>	<b>35</b>	<b>14</b>	<b>54</b>	<b>10</b>	<b>10</b>	<b>4</b>	<b>10</b>	<b>200</b>

	1st	2nd	Final
App State	20	33	53
Norfolk State	36	18	54

In a historic season in the High Country, App State men's basketball won a program record 27 games, including two wins over teams receiving votes in the AP Poll and a high major victory, to claim a Sun Belt regular season crown - the first outright regular season championship since 1978-79. The Mountaineers went undefeated at the Holmes Convocation Center for the first time as a Division I program and sold out the arena twice - the first two sellouts in over a decade. The Mountaineers' efforts culminated with the program's first NIT berth since 2006-07, which was the program's first at-large berth in the prestigious tournament.

App State's season got going in a big way down in Florida in late November as the Mountaineers swept the Fort Myers Tip-Off Classic in Fort Myers, Fla. Playing against top mid-major competition in UNC Wilmington and Murray State, the Mountaineers claimed two double-digit wins at the event, including a 30-point win over the Seahawks, who were ranked as high as No. 6 in the Mid Major Top-25 poll in 2023-24.

The Mountaineers then returned to North Carolina and rattled off wins against Austin Peay, ETSU, Queens and Gardner-Webb in convincing fashion.

But the toughest test of the young season came against the Auburn Tigers, marking the first time a high major program made a trip to the Holmes Center since 2000. In what was the first sellout and first nationally televised game at the Holmes Center in over a decade, App State overcame an early double-digit deficit to dethrone the Tigers 69-64, leading to fans storming the floor. The Mountaineers led for 27 minutes in the game.

App State's stellar season continued into Christmas break as it rattled off three more wins to mark 10 wins before the new year, the most before Dec. 31 this century.

Suffering a setback in early January against Troy, the Mountaineers bounced back in a big way, going on their second eight-game winning streak of the season to start Sun Belt play 10-1 - the program's best start since joining the league. This stretch included two wins over JMU, which won 33 games and claimed an NCAA Tournament win over fifth-seeded Wisconsin. On Jan. 27, the Mountaineers welcomed the Dukes to Boone for another nationally televised bout and saw 8,052 fans gather in the stands, the highest-attended home game in 13 years. At this time, the Mountaineers claimed control of the Sun Belt Conference standings and never looked back.

Returning home from a 2-1 road trip, App State came back from down nine with less than four minutes to play against Toledo in the inaugural MAC-SBC Challenge to win a double-overtime thriller 109-104. This win sparked yet another eight-game winning streak, which culminated in a 23-point victory over Arkansas State on March 1 to secure App State's first outright conference title in 45 years. In an on-court ceremony, fans watched on as the team hoisted the trophy and cut down the nets at the Holmes Center.

Garnering the one seed in the Sun Belt Conference Tournament, App State drew Georgia Southern in the quarterfinals. The Mountaineers jumped ahead early, but a furious second-half comeback from the Eagles gave them the lead with less than a minute to play. Two clutch free throws and a defensive stop tied the game and sent it to overtime. A strong overtime period from App State helped propel it to the semifinals, drawing a matchup with Arkansas State.

In the semifinal game, the Mountaineers trailed by 10 points at the halftime break, but fought to overcome the deficit to take a two-point lead with three minutes to play. But despite the late rally, the Red Wolves made a buzzer-beating, game-winning shot to advance to the Sun Belt Tournament championship game.

App State's historic season continued into the NIT, marking the Mountaineers' first trip to the prestigious tournament since 2006-07 and the program's first at-large bid in the tournament. App State drew top-seeded Wake Forest in the first round. In that game, App State fell behind early, but the Mountaineers rallied to within three early into the second half, giving the well-traveled Mountaineer crowd a reason to cheer. Despite the comeback attempt, the Demon Deacons quickly quelled the Mountaineers to claim a 87-76 win.



2023-24 (27-7, 16-2 SUN BELT)				
Nov. 7	Oakland City	87-49	W	
Nov. 11	at Northern Illinois <sup>^</sup>	78-91	L	
Nov. 14	at Oregon State	71-81 (OT)	L	
Nov. 21	vs. UNC Wilmington <sup>^</sup>	86-56	W	
Nov. 22	vs. Murray State <sup>^</sup>	67-57	W	
Nov. 26	Austin Peay	78-58	W	
Nov. 29	ETSU	72-61	W	
Dec. 3	Auburn (RV)	69-64	W	
Dec. 5	Central Penn	111-35	W	
Dec. 13	at Queens	93-81	W	
Dec. 16	vs. Gardner-Webb <sup>+</sup>	80-59	W	
Dec. 21	vs. UNC Asheville <sup>@</sup>	63-76	L	
Dec. 30	ULM <sup>*</sup>	67-55	W	
Jan. 4	at South Alabama <sup>+</sup>	91-84 (OT)	W	
Jan. 6	at Troy <sup>*</sup>	62-66	L	
Jan. 11	at Coastal Carolina <sup>+</sup>	70-45	W	
Jan. 13	at James Madison (RV) <sup>+</sup>	59-55	W	
Jan. 17	Georgia State <sup>*</sup>	76-68	W	
Jan. 20	Coastal Carolina <sup>+</sup>	88-59	W	
Jan. 25	Georgia Southern <sup>*</sup>	84-74	W	
Jan. 27	James Madison <sup>*</sup>	82-76	W	
Feb. 1	at Georgia State <sup>*</sup>	81-71	W	
Feb. 3	at Georgia Southern <sup>*</sup>	85-84 (OT)	W	
Feb. 7	at Texas State <sup>*</sup>	56-63	L	
Feb. 10	Toledo <sup>^</sup>	109-104 (2OT)	W	
Feb. 15	Marshall <sup>*</sup>	73-58	W	
Feb. 17	Louisiana <sup>*</sup>	85-73	W	
Feb. 22	at Old Dominion <sup>*</sup>	82-67	W	
Feb. 24	at Marshall	65-58	W	
Feb. 28	Old Dominion	89-64	W	
March 1	Arkansas State	80-57	W	
March 9	vs. Georgia Southern <sup>+</sup>	85-80 (OT)	W	
March 10	vs. Arkansas State <sup>+</sup>	65-67	L	
March 20	at Wake Forest <sup>§</sup>	76-87	L	

<sup>#</sup> MAC-SBC Challenge  
<sup>%</sup>Fort Myers Tip-Off Event - Fort Myers, Fla.  
<sup>@</sup>Game played in Greensboro, N.C.  
<sup>@</sup>Game played in Hickory, N.C.  
<sup>\*</sup> Sun Belt Game  
<sup>+</sup> Sun Belt Tournament - Pensacola, Fla.  
<sup>§</sup>National Invitation Tournament First Round

**NIT First Round- March 20, 2024  
 at Winston-Salem, N.C.—LJVM Coliseum**

APP STATE	FG	3FG	FT	R	F	TP	A	TO	B	S	MIN
Gregory, Donovan-F	3-8	0-2	4-5	3	4	10	2	1	0	0	33
Abson, Justin-F	2-5	0-0	0-0	7	1	4	3	3	1	0	32
Spillers, Tre'Von, F	5-7	0-0	2-2	10	4	12	0	0	1	1	24
Brown, Xavion-G	0-1	0-0	0-0	1	0	0	1	0	0	0	9
Harcum, Terence-G	5-16	4-11	0-0	3	5	14	3	0	0	0	37
Tate, Myles	4-11	1-6	1-1	2	3	10	5	3	0	2	25
Huntley, CJ	7-10	2-5	0-0	1	3	16	0	0	1	0	23
Mantis, Christopher	1-3	0-2	0-0	0	0	2	0	0	1	0	6
Marsh, Jordan	4-6	0-1	0-0	0	0	8	0	1	0	1	10
Team				4							
<b>Totals</b>	<b>31-67</b>	<b>7-27</b>	<b>7-8</b>	<b>31</b>	<b>20</b>	<b>76</b>	<b>14</b>	<b>10</b>	<b>4</b>	<b>4</b>	<b>200</b>

WAKE FOREST	FG	3FG	FT	R	F	TP	A	TO	B	S	MIN
Carr, Andrew-F	2-4	0-1	0-1	11	1	4	1	1	3	0	39
Reid, Efton-C	6-9	1-2	4-6	12	3	17	3	3	0	0	26
Miller, Kevin-G	9-14	3-5	10-10	2	3	31	3	0	0	2	34
Hildreth, Cameron-G	6-13	1-2	6-9	3	3	19	0	1	1	0	35
Sallis, Hunter-G	5-16	1-6	5-5	2	1	16	2	3	2	1	40
Friedrichson, Parker	0-2	0-2	0-0	3	1	0	0	0	0	0	11
Marsh, Matthew	0-0	0-0	0-0	0	0	0	0	0	0	0	2
Keller, Zach	0-0	0-0	0-0	1	1	0	0	1	0	0	14
Team				5							
<b>Total</b>	<b>28-58</b>	<b>6-18</b>	<b>25-31</b>	<b>39</b>	<b>13</b>	<b>87</b>	<b>9</b>	<b>9</b>	<b>6</b>	<b>3</b>	<b>200</b>

	1st	2nd	Final
App State	27	49	76
Wake Forest	36	51	87

Opponent	G	W	L	Last Meeting
Akron	2	1	1	57-45, 2021-22
Alabama	3	0	3	71-83, 2018-19
American	1	0	1	84-98, 1972-73
Anderson	1	1	0	110-48, 1997-98
Arizona State	1	0	1	57-88, 1991-92
Arkansas	2	1	1	72-81, 2009-10
<b>ARKANSAS STATE</b>	<b>18</b>	<b>10</b>	<b>8</b>	<b>65-67, 2023-24</b>
Auburn	3	1	2	69-64, 2023-24
Augusta State	2	2	0	90-64, 1983-84
Austin Peay	1	1	0	78-58, 2023-24
Baker University	1	1	0	63-42, 1940-41
Ball State	2	0	2	86-94 OT, 2018-19
Baltimore	1	1	0	48-36, 1940-41
Bamberg	1	0	1	33-36, 1933-34
Barber-Scotia	1	1	0	103-53, 1984-85
Barton	64	46	18	107-61, 2001-02
Belmont Abbey	13	10	3	87-64, 1990-91
Bemidji State	1	1	0	43-34, 1939-40
Berea College	1	1	0	53-34, 1947-48
Bluefield College	5	5	0	97-70, 2013-14
Bluefield State	1	1	0	32-31, 1928-29
Boston College	1	0	1	67-92, 2003-04
Boston	1	1	0	90-84, 1991-92
Bowling Green	1	0	1	76-78 (OT), 2020-21
Boyce	1	1	0	90-29, 2021-22
BYU-Hawaii	1	1	0	65-62, 1987-88
Brevard	1	1	0	93-53, 2006-07
Bridgewater	1	1	0	95-57, 2017-18
Brooklyn	1	0	1	75-79, 1949-50
Bucknell	1	1	0	71-62, 1996-97
Buncombe	2	2	0	40-32, 1929-30
Butler	1	1	0	75-73, 1980-81
Carlow	1	1	0	103-43, 2022-23
Campbell	21	14	7	58-63, 2022-23
Carolina Monograms	1	0	1	32-33, 1928-29
Carson-Newman	23	10	13	92-93, 1973-74
Carver	1	1	0	105-23, 2020-21
Catawba	90	56	34	90-87, 1995-96
Central Michigan	1	0	1	69-77, 1989-90
Central Penn	1	1	0	111-35, 2023-24
Central Wesleyan	1	1	0	107-58, 1984-85
Chapel Hill Pre-Flight	1	1	0	53-48, 1942-43
Charleston (W.Va.)	2	1	1	42-31, 1939-40
Charleston Southern	3	2	1	83-70, 1976-77
Charlotte	40	15	25	62-71, 2022-23
Charlotte YMCA	3	1	2	36-41, 1942-43
Chatham	2	2	0	59-46, 1947-48
Chattanooga	76	31	45	44-63, 2013-14
Cincinnati	1	0	1	49-77, 2013-14
The Citadel	78	53	25	54-45, 2013-14
Clemson	10	1	9	49-79, 2006-07
<b>COASTAL CAROLINA</b>	<b>16</b>	<b>12</b>	<b>4</b>	<b>88-59, 2023-24</b>
<b>COGATE</b>	<b>FIRST MEETING</b>			
College of Charleston	30	12	18	59-72, 2012-13
Colorado State	1	0	1	86-89, 2010-11
Columbia International	1	1	0	77-41, 2020-21
Cove Creek	1	1	0	42-12, 1925-26
Crossnore	2	0	2	29-35, 1925-26
Dallas	1	1	0	21-12, 1925-26
Davidson	76	33	43	78-62, 2017-18
Davis & Elkins	1	1	0	59-36, 1941-42
Dayton	1	0	1	49-65, 2009-10
Delaware	2	0	2	68-75, 2021-22
Duke	10	1	9	67-92, 2021-22
Duquesne	3	1	2	55-79, 2013-14
East Carolina	64	28	36	68-62, 2019-20
ETSU	129	49	80	72-61, 2023-24
Elon	97	52	45	76-83, 2013-14
Emory & Henry	7	6	1	88-78, 1981-82
Erskine	21	14	7	69-44, 2021-22
Ferrum	1	1	0	83-56, 2019-20
Florida Southern	1	1	0	48-47, 1983-84
Furman	88	39	49	61-65, 2022-23
Gardner-Webb	9	6	3	80-59, 2023-24
George Washington	2	1	1	80-77, 2003-04
Georgetown	2	0	2	73-83, 2018-19
Georgia	5	0	5	53-71, 2013-14
<b>GEORGIA SOUTHERN</b>	<b>64</b>	<b>37</b>	<b>27</b>	<b>85-80 (OT), 2023-24</b>
<b>GEORGIA STATE</b>	<b>23</b>	<b>13</b>	<b>10</b>	<b>81-71, 2023-24</b>
Georgia Tech	5	0	5	57-70, 2014-15
Glenville State	1	1	0	33-26, 1928-29
Green Bay	2	1	1	47-64, 1999-00
Greensboro College	3	3	0	87-47, 2020-21
Guilford	71	50	21	84-93, 1967-68
Hamptden-Sydney	1	1	0	76-66, 1964-65
Hampton	4	2	2	53-86, 2017-18
Hardin-Simmons	2	1	1	67-74, 1986-87
Hartford	2	2	0	69-59, 2021-22
Harvard	1	1	0	83-71, 2009-10
Hawaii-Hilo	2	2	0	73-63, 2000-01
<b>HIGH POINT</b>	<b>96</b>	<b>38</b>	<b>58</b>	<b>64-86, 2012-13</b>
Hiwassee	2	2	0	32-20, 1927-28
Hofstra	2	0	2	80-86, 2015-16
Howard	2	2	0	81-59, 2019-20

Indiana	1	0	1	59-103, 1995-96
Indiana State	1	0	1	62-76, 2000-01
Iona	1	0	1	53-65, 2001-22
Iowa State	1	0	1	98-104, 2017-18
Jacksonville	2	2	0	76-68, 2015-16
Jacksonville State	1	1	0	75-63, 1951-52
<b>JAMES MADISON</b>	<b>10</b>	<b>7</b>	<b>3</b>	<b>82-76, 2023-24</b>
Johns Bible	3	3	0	18-16, 1929-30
Kannapolis YMCA	2	2	0	62-49, 1949-50
Kansas	1	0	1	62-73, 1987-88
Kansas Wesleyan	1	1	0	56-40, 1942-43
Kennesaw State	1	0	1	67-71, 2022-23
Kentucky	1	0	1	69-93, 2008-09
Kent State	1	0	1	62-63, 1995-96
King	15	14	1	76-87, 2009-10
Lander	4	4	0	95-65, 1992-93
Langley Field	1	1	0	64-33, 1942-43
LaSalle	1	1	0	67-92, 2003-04
Lawrence Tech	1	0	1	48-76, 1947-48
Lees-McRae	5	5	0	91-63, 2013-14
Lenoir-Rhyne	116	58	58	57-48, 1983-84
Liberty	6	5	1	73-62, 2015-16
Limestone	4	4	0	81-55, 1997-98
Lincoln Memorial	9	5	4	66-59, 1950-51
Lipscomb	1	1	0	81-58, 2007-08
Little Rock	17	9	8	78-56, 2021-22
Longwood	2	2	0	89-59, 2004-05
<b>LOUISIANA</b>	<b>11</b>	<b>3</b>	<b>8</b>	<b>85-73, 2023-24</b>
Louisville	2	1	1	61-60, 2022-23
Loyola-Chicago	2	2	0	78-70, 1995-96
Loyola-Maryland	1	1	0	85-69, 1987-88
LSU	1	0	1	57-71, 1978-79
Luther Rice	1	1	0	109-66, 1970-71
Lynchburg	2	2	0	100-84, 1966-67
Marquette	3	0	3	78-101, 2002-03
Mars Hill	15	11	4	125-62, 2018-19
<b>MARSHALL</b>	<b>54</b>	<b>20</b>	<b>34</b>	<b>65-58, 2023-24</b>
Martin Methodist	1	1	0	80-67, 1997-98
Maryland	2	0	2	74-76, 1976-77
Maryville	2	1	1	25-49, 1934-35
McCrary	4	1	3	54-64, 1949-50
Mercer	4	0	4	70-71, 2015-16
Methodist	2	2	0	87-69, 2005-06
Mexico	1	1	0	52-33, 1939-40
Michigan	1	0	1	71-79, 2019-20
Miami	2	0	2	54-84, 2011-12
<b>MIAMI (OH)</b>	<b>FIRST MEETING</b>			
<b>MID-ATLANTIC CHRISTIAN</b>	<b>FIRST MEETING</b>			
MTSU	3	2	1	84-79, 2007-08
Milligan	29	20	9	90-60, 2018-19
Minnesota	2	0	2	56-70, 2011-12
Mississippi St.	1	0	1	74-76, 2010-11
Missouri	1	0	1	56-72, 2012-13
Monmouth	1	0	1	65-69, 2003-04
Montana State	7	3	4	56-59, 2019-20
Montreat	4	4	0	116-57, 2016-17
Morgan State	1	1	0	93-92, 2009-10
Mountain City	2	2	0	23-12, 1925-26
Murray State	1	1	0	67-57, 2023-24
Navy Apprentice	1	0	1	54-55, 1942-43
Nebraska	3	1	2	71-108, 1994-95
New Orleans	1	0	1	64-79, 1987-88
Newberry	17	14	3	80-53, 1969-70
Newland	1	1	0	44-8, 1925-26
Niagara	5	0	5	80-95, 2008-09
Nicholls State	1	1	0	83-66, 1989-90
Norfolk Air Station	1	0	1	36-40, 1942-43
Norfolk State	1	0	1	53-54, 2020-21
Norfolk Training	1	0	1	32-42, 1925-26
North Carolina	7	0	7	50-70, 2021-22
North Carolina A&T	3	1	2	59-85, 1984-85
North Carolina Central	3	2	1	79-74 (OT), 2022-23
NC Deaf School	2	1	1	32-42, 1925-26
NC State	14	1	13	60-72, 2019-20
NC Wesleyan	1	1	0	81-57, 2020-21
North Georgia	1	1	0	99-48, 1951-52
North Greenville	3	3	0	78-70, 2013-14
North Texas	1	0	1	83-95, 1990-91
North Wilkesboro	2	2	0	24-16, 1925-26
Northwest Missouri	1	0	1	34-46, 1942-43
Northern Illinois	1	0	1	78-91, 2023-24
Oakland City	1	1	0	87-49, 2023-24
Ohio	2	0	2	47-73, 2014-15
Ohio State	2	0	2	67-80, 2017-18
Oklahoma State	2	0	2	75-87, 1999-00
Ole Miss	2	0	2	59-73, 2006-07
<b>OLD DOMINION</b>	<b>4</b>	<b>3</b>	<b>1</b>	<b>89-64, 2023-24</b>
Oral Roberts	2	0	2	68-78, 1999-00
Oregon State	2	0	2	71-81 (OT), 2023-24
Pacific	1	0	1	56-64, 2009-10
Parris Island Marine	1	1	0	61-31, 1932-33
Pfeiffer	31	25	6	104-90, 1999-00
Piedmont	5	4	1	92-36, 2003-04
Pikeville	1	1	0	112-78, 1991-92
Pittsburgh	1	0	1	64-67, 1999-00

Presbyterian	12	10	2	69-74, 2013-14
Purdue	2	0	2	70-92, 2018-19
<b>QUEENS</b>	<b>1</b>	<b>1</b>	<b>0</b>	<b>93-81, 2023-24</b>
Radford	2	1	1	63-59, 1985-86
Randolph-Macon	1	1	0	81-64, 1988-89
Regent	1	1	0	100-32, 2022-23
Richmond	10	1	9	61-62, 2001-02
Rio Grande	1	1	0	58-49, 1941-42
Robert Morris	4	4	0	71-66, 2010-11
Rutherford	5	4	1	16-31, 1928-29
Saint Francis (NY)	1	0	1	63-68, 2003-04
<b>ST. ANDREWS</b>	<b>1</b>	<b>1</b>	<b>0</b>	<b>90-58, 2019-20</b>
St. Bonaventure	2	1	1	61-58, 1995-96
Saint Louis	1	0	1	55-83, 2018-19
Samford	13	8	5	56-70, 2013-14
<b>SAM HOUSTON</b>	<b>FIRST MEETING</b>			
San Diego	1	0	1	46-48, 1939-40
San Francisco	1	0	1	62-64, 2000-01
San Jose State	1	0	1	62-64, 2007-08
Shepherd	1	0	1	26-43, 1928-29
Shorter	1	0	1	77-91, 1966-67
Simpson	1	1	0	48-31, 1942-43
South Alabama	20	6	14	91-84 (OT), 2023-24
South Carolina	4	0	4	69-74, 2012-13
South Carolina State	4	3	1	81-61, 2020-21
South Florida	3	1	2	69-76, 2018-19
SMU	2	2	0	85-82, 2003-04
Southeastern La.	1	1	0	83-74, 2022-23
<b>SOUTHERN MISS</b>	<b>3</b>	<b>0</b>	<b>3</b>	<b>70-76, 2022-23</b>
Southwestern La.	2	0	2	84-89, 1990-91
Stephen F. Austin	1	0	1	84-94, 2015-16
Stetson	2	0	2	58-65, 1980-81
Tennessee	6	0	6	38-79, 2020-21
Tennessee State	1	1	0	73-53, 1997-98
Tennessee Tech	8	6	2	69-47, 2019-20
Tennessee Wesleyan	1	1	0	112-48, 1999-00
Texas	2	0	2	55-67, 2015-16
TCU	1	0	1	76-110, 2001-02
Texas-Pan American	1	0	1	59-71, 1986-87
<b>TEXAS STATE</b>	<b>18</b>	<b>8</b>	<b>10</b>	<b>56-43, 2023-24</b>
Texas Tech	1	0	1	68-83, 1985-86
Toccoa Falls	1	1	0	135-34, 2017-18
Toledo	3	3	0	109-104 (OT), 2023-24
<b>TROY</b>	<b>22</b>	<b>12</b>	<b>10</b>	<b>62-66, 2023-24</b>
Tryon	1	1	0	58-26, 1925-26
Tulane	1	0	1	48-76, 2015-16
Tulsa	1	1	0	89-86, 2010-11
Tusculum	5	2	3	74-84, 1953-54
UCF	1	1	0	75-64, 2006-07



## Akron

Games: 2

Series Record: 1-1

At Akron, Ohio: Akron leads 1-0

At Estero, Fla.: App leads 1-0

12-9-2017	UA, 94-89	Akron
11-23-2021	APP, 57-45	Estero

## Alabama

Games: 3

Series Record: 0-3

At Tuscaloosa, Ala.: ALA leads 2-0

At Charleston, S.C.: ALA leads 1-0

12-20-86	ALA, 95-62	Tuscaloosa
12-21-2014	ALA, 60-59	Tuscaloosa
11-11-2018	ALA, 81-71	Charleston

## American

Games: 1

Series Record: 0-1

At Roanoke, Va.: AU leads 1-0

12-28-72	AU, 98-84	Roanoke
----------	-----------	---------

## Anderson

Games: 1

Series Record: 1-0

At Boone, N.C.: APP leads 1-0

11-18-97	APP, 110-48	Boone
----------	-------------	-------

## Arizona State

Games: 1

Series Record: 0-1

At Tempe, Ariz.: ASU leads 1-0

12-21-91	ASU, 88-57	Tempe
----------	------------	-------

## Arkansas

Games: 2

Series Record: 1-1

At Fayetteville, Ark.: ARK leads 1-0

At Little Rock, Ark.: App leads 1-0

12-22-2007	APP, 74-67	Little Rock
11-20-2009	ARK, 81-72	Fayetteville

## Arkansas State

Games: 18

Series Record: 10-8

At Boone: APP leads 7-2

At Jonesboro, Ark.: ASU leads 2-5

At Pensacola, Fla.: ASU leads 1-0

11-24-90	ASU, 91-68	Jonesboro
12-7-92	APP, 85-74	Boone
1-3-2015	APP, 74-73	Jonesboro
1-15-2015	ASU, 59-50	Boone
1-16-2016	APP, 86-72	Jonesboro
3-5-2016	APP, 80-73	Boone
1-9-2017	APP, 70-57	Boone
2-4-2017	ASU, 79-78	Jonesboro
1-27-2018	ASU, 93-88	Boone
2-22-2018	ASU, 82-79	Jonesboro
1-24-2019	ASU, 82-81	Jonesboro
1-16-2020	APP, 83-80	Boone
1-30-2020	APP, 71-64	Jonesboro
1-27-2022	APP, 61-54	Boone
2-25-2022	ASU, 62-60	Jonesboro
1-28-2023	APP, 63-51	Boone

3-1-2024	APP, 80-57	Boone
3-10-2024	ASU, 67-65	Pensacola

## Auburn

Games: 3

Series Record: 1-2

At Boone: App leads 1-0

At Holmes Convocation Center: APP leads 1-0

At Auburn, Ala.: AUB leads 2-0

11-29-76	AUB, 84-61	Auburn
12-22-2020	AUB, 67-53	Auburn
12-3-2023	APP, 69-64	Boone

## Augusta State

Games: 2

Series Record: 2-0

At Boone: APP leads 2-0

12-4-82	APP, 64-62	Boone
11-28-83	APP, 90-64	Boone

## Austin Peay

Games: 1

Series Record: 1-0

At Boone: APP leads 1-0

At Holmes Convocation Center: APP leads 1-0

11-26-2023	APP, 78-58	Boone
------------	------------	-------

## Baker University

Games: 1

Series Record: 1-0

At Kansas City, Mo.: APP leads 1-0

1941	APP, 63-42	Kansas City
------	------------	-------------

## Ball State

Games: 2

Series Record: 0-2

At Monroe, La.: BSU leads 1-0

At Charleston, S.C.: BSU leads 1-0

12-28-79	BSU, 74-68	Monroe
11-18-2018	BSU, 94-86	Charleston

## Baltimore

Games: 1

Series Record: 1-0

At Kansas City, Mo.: APP leads 1-0

1941	APP, 48-36	Kansas City
------	------------	-------------

## Bamberg

Games: 1

Series Record: 0-1

At Boone: BAM leads 1-0

1934	BAM, 36-33	Boone
------	------------	-------

## Barber-Scotia

Games: 1

Series Record: 1-0

At Boone: APP leads 1-0

12-12-84	APP, 103-53	Boone
----------	-------------	-------

## Barton

Games: 64

Series Record: 46-18

At Boone: APP leads 28-5

At Holmes Convocation Center: APP leads 1-0

At Wilson, N.C.: APP leads 16-13

At Lexington, N.C.: APP leads 1-0

1930	APP, 41-25	Boone
1930	APP, 34-28	Wilson
1931	APP, 51-33	Boone
1932	APP, 47-29	Boone
1933	APP, 31-25	Boone
1933	APP, 31-28	Wilson
1934	APP, 48-30	Wilson
1934	APP, 46-32	Boone
1935	APP, 40-31	Boone
1935	APP, 37-34	Wilson
1936	APP, 31-20	Wilson
1938	APP, 56-25	Boone
1938	APP, 37-28	Wilson
1939	APP, 61-16	Boone
1940	APP, 41-34	Boone
1941	APP, 59-40	Wilson
2-24-45	APP, 46-27	Wilson
2-13-1947	APP, 60-45	Boone
1-27-1948	APP, 55-46	Boone
12-18-48	APP, 63-33	Wilson
1-25-49	APP, 56-46	Boone
2-24-49	APP, 82-50	Boone
12-17-50	BU, 51-47	Wilson
1-14-50	APP, 60-34	Boone
1-13-51	APP, 85-59	Wilson
1-24-51	APP, 68-59	Boone
1-24-52	APP, 93-60	Boone
1-28-52	APP, 62-60	Wilson
1953	APP, 67-60	Wilson
1953	APP, 95-86	Boone
1-20-54	BU, 98-75	Wilson
2-10-54	BU, 85-77	Boone
12-18-54	BU, 85-70	Wilson
2-9-55	APP, 105-97	Boone
1-31-56	BU, 89-82	Wilson
2-6-56	BU, 95-75	Boone
1957	BU, 88-73	Wilson
1957	BU, 80-66	Boone
1958	APP, 64-58	Boone
1958	BU, 85-74	Wilson
1959	APP, 73-67	Boone
1959	BU, 57-49	Wilson
1-25-60	APP, 72-58	Boone
2-2-60	APP, 65-59	Wilson
1-23-61	BU, 80-76	Boone
1-31-61	BU, 89-69	Wilson
1-22-62	APP, 81-61	Boone
1-29-62	BU, 70-61	Wilson
1963	APP, 82-66	Boone
1963	BU, 75-72	Wilson
1964	APP, 97-90	Wilson
1964	APP, 91-81	Boone
1965	APP, 83-71	Wilson
1-25-65	APP, 80-65	Boone
12-8-65	APP, 80-66	Wilson
1-25-66	APP, 112-99	Boone
12-12-66	BU, 71-68	Wilson
1-24-67	APP, 88-73	Boone
1968	BU, 90-75	Wilson
1968	BU, 95-88	Boone
1968	APP, 68-58	Lexington
1-23-69	APP, 107-78	Boone
2-10-69	BU, 105-87	Wilson
11-24-2001	APP, 107-61	Boone

**Belmont Abbey**

**Games:** 13  
**Series Record:** 10-3  
**At Boone:** APP leads 6-1  
**At Belmont:** APP leads 3-2

1-28-61	BAC, 75-71	Boone
12-11-62	BAC, 59-47	Belmont
1963	APP, 73-66	Boone
1963	APP, 76-69	Belmont
1964	APP, 74-61	Boone
1-5-65	APP, 76-66	Belmont
12-16-65	APP, 65-55	Belmont
2-2-66	APP, 105-78	Boone
1968	APP, 76-67	Boone
11-30-68	BAC, 78-66	Belmont
12-3-70	APP, 85-71	Boone
11-28-90	APP, 87-64	Boone

**Bemidji State**

**Games:** 1  
**Series Record:** 1-0  
**At Kansas City, Mo.:** APP leads 1-0

1939	APP, 43-34	Kansas City
------	------------	-------------

**Berea College**

**Games:** 1  
**Series Record:** 1-0  
**At Boone:** APP leads 1-0

1-1-48	APP, 53-43	Boone
--------	------------	-------

**Bluefield College**

**Games:** 5  
**Series Record:** 6-0  
**At Holmes Convocation Center:** APP leads 2-0  
**At Boone:** APP leads 6-0

1929	APP, 32-31	Boone
1-17-80	APP, 84-63	Boone
11-25-85	APP, 79-51	Boone
12-3-87	APP, 83-63	Boone
1-2-2003	APP, 85-65	Boone
12-30-13	APP, 97-70	Boone

**Boston College**

**Games:** 1  
**Series Record:** 0-1  
**At Virgin Islands:** BC leads 1-0

11-22-2003	BC, 92-67	Virgin Islands
------------	-----------	----------------

**Boston**

**Games:** 1  
**Series Record:** 1-0  
**At Casper, Wyo.:** APP leads 1-0

12-28-91	APP, 90-84	Casper
----------	------------	--------

**Bowling Green**

**Games:** 1  
**Series Record:** 0-1  
**At Holmes Convocation Center:** BGSU leads 2-0  
**At Boone:** BGSU leads 1-0

11-30-2020	BGSU, 78-76	Boone
------------	-------------	-------

**Boyce**

**Games:** 1  
**Series Record:** 1-0  
**At Boone:** APP leads 1-0  
**At Holmes Convocation Center:** APP leads 1-0

12-1-2021	APP, 90-29	Boone
-----------	------------	-------

**BYU-Hawaii**

**Games:** 1  
**Series Record:** 1-0  
**At Hilo, Hawaii:** APP leads 1-0

12-26-87	APP, 65-62	Hilo
----------	------------	------

**Brevard**

**Games:** 1  
**Series Record:** 1-0  
**At Boone:** APP leads 1-0  
**At Holmes Convocation Center:** APP leads 1-0

12-14-06	APP, 93-53	Boone
----------	------------	-------

**Bridgewater**

**Games:** 1  
**Series Record:** 1-0  
**At Myrtle Beach, S.C.:** APP leads 1-0

11-12-2017	APP, 95-57	Myrtle Beach
------------	------------	--------------

**Brooklyn**

**Games:** 1  
**Series Record:** 0-1  
**At Kansas City, Mo.:** BKN leads 1-0

3-14-50	BKN, 79-75	Kansas City
---------	------------	-------------

**Bucknell**

**Games:** 1  
**Series Record:** 1-0  
**At Albuquerque, N.M.:** APP leads 1-0

12-28-96	APP, 71-62	Albuquerque
----------	------------	-------------

**Buncombe**

**Games:** 2  
**Series Record:** 2-0  
**At Boone:** APP leads 1-0  
**At Asheville:** APP leads 1-0

1929	APP, 32-29	Boone
1930	APP, 40-32	Asheville

**Butler**

**Games:** 1  
**Series Record:** 1-0  
**At Deland, Fla.:** APP leads 1-0

12-6-80	APP, 75-73	Deland
---------	------------	--------

**Carlow**

**Games:** 1  
**Series Record:** 1-0  
**At Boone:** APP leads 1-0  
**At Holmes Convocation Center:** APP leads 1-0

12-6-2022	APP, 103-43	Boone
-----------	-------------	-------

**Campbell**

**Games:** 21  
**Series Record:** 14-7  
**At Boone:** APP leads 9-2  
**At Holmes Convocation Center:** APP leads 3-2  
**At Buies Creek, N.C.:** CU leads 3-5  
**At Spindale, N.C.:** APP leads 1-0  
**At Johnson City, Tenn.:** APP leads 1-0

1928	CU, 62-11	Buies Creek
1928	APP, 21-18	Boone
1929	APP, 25-17	Boone

1931	APP, 45-21	Buies Creek
1932	APP, 31-24	Boone
1933	APP, 24-22	Boone
1962	APP, 77-70	Buies Creek
1-1-66	APP, 74-71	Spindale
11-25-78	APP, 73-63	Johnson City
2-28-83	CU, 59-57	Buies Creek
3-5-83	APP, 74-60	Boone
2-6-84	CU, 57-56	Buies Creek
2-25-84	APP, 78-58	Boone
11-27-2006	APP, 84-71	Boone
11-21-2007	APP, 71-64	Buies Creek
11-29-2008	APP, 79-66	Boone
12-30-2009	CU, 92-63	Buies Creek
12-22-2011	APP, 77-74	Boone
11-16-2012	CU, 101-82	Buies Creek
11-12-2013	CU, 73-66	Boone
11-18-2022	CU, 63-58	Boone

**Carolina Monograms**

**Games:** 1  
**Series Record:** 0-1  
**At Boone:** CM leads 1-0

1929	CM, 33-32	Boone
------	-----------	-------

**Carson-Newman**

**Games:** 23  
**Series Record:** 10-13  
**At Boone:** APP leads 6-4  
**At Jefferson City, Tenn.:** 3-9  
**At Spindale, N.C.:** APP leads 1-0

1935	CNU, 50-39	Jefferson City
1935	CNU, 60-51	Boone
1936	CNU, 47-32	Jefferson City
1936	CNU, 43-33	Boone
1937	CNU, 37-35	Boone
1937	CNU, 29-27	Jefferson City
1-6-45	CNU, 36-28	Jefferson City
1-13-45	APP, 35-30	Boone
12-13-47	APP, 42-36	Boone
1-15-48	CNU, 47-41	Jefferson City
12-13-54	CNU, 86-80	Jefferson City
2-15-54	APP, 85-71	Boone
1955	CNU, 88-77	Jefferson City
12-5-55	APP, 92-85	Boone
1956	APP, 79-76	Jefferson City
1956	APP, 74-67	Spindale
1957	APP, 94-72	Boone
1957	APP, 63-62	Jefferson City
12-10-60	APP, 50-48	Jefferson City
1-29-70	CNU, 80-75	Boone
1-27-71	CNU, 104-93	Jefferson City
1-27-72	APP, 96-90	Boone
1-24-74	CNU, 93-92	Jefferson City

**Carver**

**Games:** 1  
**Series Record:** 1-0  
**At Boone:** APP leads 1-0  
**At Holmes Convocation Center:** APP leads 1-0

11-27-2020	APP, 105-23	Boone
------------	-------------	-------

**Catawba**

**Games:** 90  
**Series Record:** 56-34  
**At Boone:** APP leads 28-11



**At Salisbury, N.C.:** CC leads 17-21

**At High Point, N.C.:** APP leads 1-0

**At Elkin, N.C.:** APP leads 1-0

**At Lexington, N.C.:** Series tied 2-2

1928	APP, 25-18	Salisbury
1928	APP, 42-30	Boone
1929	APP, 18-16	Salisbury
1930	CC, 20-19	Boone
1931	CC, 26-25	Salisbury
1931	APP, 28-23	Boone
1932	APP, 32-25	Boone
1932	CC, 21-20	Boone
1935	CC, 45-32	Salisbury
1936	CC, 43-33	Boone
1936	CC, 33-31	Salisbury
1937	APP, 29-28	Salisbury
1937	APP, 35-32	Boone
1938	CC, 36-32	Salisbury
1938	APP, 40-38	Boone
1939	CC, 34-26	Salisbury
1939	APP, 61-42	Boone
1940	APP, 48-43	Salisbury
1940	APP, 68-39	Boone
1941	APP, 55-47	Boone
1941	APP, 51-34	Salisbury
1941	APP, 51-40	High Point
1942	CC, 59-31 ^	Boone
1942	APP, 64-34	Salisbury
1-14-44	CC, 73-71	Salisbury
1-15-44	CC, 61-43	Salisbury
1-27-45	CC, 53-30	Salisbury
2-15-45	CC, 56-23	Boone
1-26-46	APP, 51-43	Salisbury
2-12-46	APP, 43-39	Boone
1-25-47	APP, 45-36	Salisbury
2-21-47	APP, 49-46	Boone
1-24-48	APP, 66-51	Boone
2-21-48	APP, 92-61	Boone
2-27-48	APP, 60-51	Elkin
1-22-49	CC, 61-46	Salisbury
2-19-49	APP, 67-50	Boone
1-20-50	APP, 84-71	Salisbury
2-18-50	APP, 76-71	Boone
1-20-51	CC, 80-67	Salisbury
2-17-51	APP, 76-75	Boone
1-19-52	APP, 83-73	Salisbury
2-23-52	APP, 100-76	Boone
1953	CC, 70-66	Boone
1953	CC, 60-52	Salisbury
1-23-54	CC, 64-62	Salisbury
2-20-54	CC, 69-67	Boone
1-22-55	APP, 81-62	Boone
2-19-55	APP, 87-83	Salisbury
1-14-56	APP, 78-71	Boone
2-18-56	CC, 102-84	Salisbury
1957	CC, 60-54	Salisbury
1957	APP, 69-66	Boone
2-27-57	CC, 71-56	Lexington
1958	APP, 78-66	Boone
1958	APP, 84-75	Salisbury
1959	APP, 71-67	Boone
1959	APP, 76-65	Salisbury
1-23-60	CC, 76-68	Salisbury
2-20-60	CC, 68-61	Boone
2-26-60	CC, 72-57	Lexington
1-21-61	APP, 71-70	Boone
2-18-61	APP, 73-67	Salisbury

1-20-62	APP, 61-58	Salisbury
2-17-62	CC, 97-77	Boone
1963	CC, 62-60	Boone
1963	CC, 49-62	Salisbury
1963	APP, 64-57	Lexington
1964	CC, 81-59	Salisbury
1964	CC, 75-73	Boone
1965	APP, 76-57	Boone
1965	CC, 71-58	Salisbury
1-22-66	CC, 64-58	Salisbury
2-19-66	APP, 88-80	Boone
12-31-66	APP, 81-77	Spindale
1-21-67	APP, 72-64	Boone
2-18-67	CC, 84-82	Salisbury
3-2-67	APP, 78-67	Lexington
1968	APP, 73-64	Salisbury
1968	CC, 85-84	Boone
1-18-69	APP, 85-67	Boone
2-15-69	CC, 78-69	Salisbury
1-17-70	APP, 74-61	Salisbury
2-14-70	APP, 105-69	Boone
11-30-94	APP, 93-69	Boone
11-27-95	APP, 90-87	Boone

^ Game forfeit due to ineligible players

### Central Michigan

**Games:** 1

**Series Record:** 0-1

**At Youngstown, Ohio:** CMU leads 0-1

12-21-89 CMU, 77-69 Youngstown

### Central Penn

**Games:** 1

**Series Record:** 1-0

**At Boone:** APP leads 1-0

**At Holmes Convocation Center:** APP leads 1-0

12-5-2023 APP, 111-35 Boone

### Central Wesleyan

**Games:** 1

**Series Record:** 1-0

**At Boone:** APP leads 1-0

11-27-84 APP, 107-58 Boone

### Chapel Hill Pre-Flight

**Games:** 1

**Series Record:** 1-0

**At Boone:** APP leads 1-0

1943 APP, 53-48 Boone

### Charleston Southern

**Games:** 3

**Series Record:** 2-1

**At Boone:** Series tied 1-1

**At North Charleston:** APP leads 1-0

12-3-74 CSU, 84-78 Boone

2-7-76 APP, 84-63 Boone

2-7-77 APP, 83-70 North Charleston

### Charlotte

**Games:** 40

**Series Record:** 15-25

**At Boone:** APP leads 10-9

**At Holmes Convocation Center:** Series tied 3-3

**At Charlotte:** UNCC leads 5-17

2-10-71 UNCC, 76-59 Charlotte

2-17-71	UNCC, 76-59	Boone
1-22-72	UNCC, 79-64	Charlotte
2-12-72	APP, 78-77	Boone
2-3-73	APP, 77-75	Boone
1-29-74	UNCC, 85-73	Charlotte
1-9-75	UNCC, 75-61	Boone
1-19-76	UNCC, 73-53	Charlotte
1-19-77	UNCC, 85-59	Boone
12-5-77	APP, 71-64	Charlotte
1-20-79	APP, 58-47	Boone
2-11-80	UNCC, 58-56	Charlotte
1-31-81	APP, 53-52	Boone
1-20-82	UNCC, 60-54	Charlotte
12-29-84	UNCC, 67-51	Charlotte
11-30-85	APP, 77-68	Charlotte
12-7-86	APP, 84-73	Boone
12-20-86	APP, 60-59	Charlotte
11-28-88	UNCC, 77-63	Charlotte
12-4-89	APP, 88-81	Boone
12-5-90	APP, 85-79	Charlotte
12-2-91	UNCC, 83-68	Boone
1-2-93	UNCC, 88-80	Charlotte
12-4-93	UNCC, 67-58	Boone
12-20-94	UNCC, 92-68	Charlotte
12-4-95	UNCC, 85-81	Boone
12-2-96	UNCC, 75-63	Charlotte
11-24-97	APP, 66-60	Boone
11-26-2001	UNCC, 71-69	Charlotte
11-25-2002	APP, 103-100	Boone
12-13-2003	UNCC, 85-64	Charlotte
11-12-2007	UNCC, 84-78	Charlotte
11-19-2008	APP, 87-84	Boone
12-8-2013	UNCC, 77-59	Boone
12-18-2014	UNCC, 75-65	Charlotte
12-19-15	UNCC, 82-66	Boone
11-28-16	UNCC, 80-72	Charlotte
11-21-19	APP, 64-55	Boone
12-11-20	APP, 61-57	Charlotte
11-18-21	UNCC, 67-66	Boone
12-2-22	UNCC, 71-62	Charlotte

### Charlotte YMCA

**Games:** 3

**Series Record:** 1-2

**At Boone:** APP leads 1-0

**At Charlotte:** CYMCA leads 2-0

1933 CYMCA, 30-29 Charlotte

1938 APP, 51-49 Boone

1943 CYMCA, 41-36 Charlotte

### Chatham

**Games:** 2

**Series Record:** 2-0

**At Boone:** APP leads 1-0

**At Siler City, N.C.:** APP leads 1-0

12-18-47 APP, 55-54 Siler City

1-3-48 APP, 55-46 Boone

### Chattanooga

**Games:** 76

**Series Record:** 31-45

**At Boone:** APP leads 19-11

**At Holmes Convocation Center:** App leads 9-4

**At Chattanooga, Tenn.:** UTC leads 8-27

**At Roanoke, Va.:** UTC leads 1-0

**At Charleston, W. Va.:** UTC leads 3-0

**At Asheville, N.C.:** UTC leads 1-0  
**At Greensboro, N.C.:** APP leads 2-0  
**At Greenville, S.C.:** Series tied 1-1

12-19-77	APP, 88-78	Chattanooga
2-13-78	APP, 110-63	Boone
1-6-78	UTC, 74-67	Chattanooga
2-17-79	APP, 77-63	Boone
1-12-80	UTC, 49-48	Chattanooga
1-26-80	APP, 74-64	Boone
1-10-81	UTC, 86-56	Chattanooga
2-2-81	UTC, 61-56	Boone
3-7-81	UTC, 59-55	Roanoke
12-14-81	UTC, 52-42	Chattanooga
1-5-82	UTC, 81-63	Boone
2-27-82	UTC, 62-53	Chattanooga
1-13-83	UTC, 85-63	Chattanooga
2-2-83	UTC, 50-48	Boone
3-10-83	UTC, 71-58	Charleston
1-10-84	UTC, 78-61	Boone
2-27-84	UTC, 65-56	Chattanooga
2-11-85	APP, 76-60	Boone
2-25-85	UTC, 64-59	Chattanooga
1-29-86	UTC, 78-63	Chattanooga
2-10-86	APP, 67-60	Boone
3-1-86	UTC, 68-57	Asheville
1-15-87	UTC, 72-69	Boone
2-9-87	UTC, 84-70	Chattanooga
1-11-88	UTC, 76-43	Chattanooga
2-15-88	APP, 67-65	Boone
1-7-89	APP, 70-66	Boone
2-6-89	APP, 62-52	Chattanooga
1-6-90	APP, 70-56	Chattanooga
2-5-90	APP, 75-74	Boone
1-19-91	UTC, 86-82	Chattanooga
2-18-91	UTC, 68-67	Boone
1-18-92	APP, 86-81	Boone
2-17-92	UTC, 61-59	Chattanooga
1-20-93	UTC, 89-69	Chattanooga
2-7-93	UTC, 87-85	Boone
1-20-94	APP, 84-76	Chattanooga
2-7-94	UTC, 84-75	Chattanooga
2-20-95	UTC, 68-54	Chattanooga
2-19-96	UTC, 80-66	Boone
2-1-97	UTC, 70-57	Chattanooga
1-14-98	APP, 69-60	Boone
2-28-98	APP, 85-75	Greensboro
1-14-99	APP, 62-61	Chattanooga
2-27-99	APP, 94-91	Greensboro
1-29-2000	APP, 93-90	Boone
3-3-2000	APP, 88-66	Greenville
1-6-2001	UTC, 69-62	Chattanooga
3-2-2001	UTC, 74-48	Greenville
1-12-2002	APP, 81-67	Boone
1-18-2003	APP, 107-99	Chattanooga
3-6-2003	UTC, 98-67	Charleston
1-12-2004	APP, 94-77	Chattanooga
2-21-2004	UTC, 74-49	Boone
1-24-2005	UTC, 60-52	Chattanooga
2-12-2005	APP, 83-61	Boone
3-4-2005	UTC, 57-51	Chattanooga
1-16-2006	UTC, 73-57	Boone
2-20-2006	UTC, 64-50	Chattanooga
3-4-2006	UTC, 78-75	Charleston
1-6-2007	APP, 77-63	Chattanooga
2-14-2007	APP, 85-69	Boone
1-17-2008	APP, 92-83	Boone
1-26-2008	UTC, 89-77	Chattanooga

1-30-2010	UTC, 85-80	Chattanooga
2-25-2010	APP, 80-74	Boone
12-2-2010	UTC, 81-69	Chattanooga
2-12-2011	APP, 78-68	Boone
1-7-2012	UTC, 65-63	Chattanooga
2-15-2012	APP, 79-70	Boone
1-17-2013	UTC, 91-88	Chattanooga
3-2-2013	APP, 86-60	Boone
1-16-2014	UTC, 80-70	Boone
3-1-2014	UTC, 63-44	Chattanooga

**Cincinnati**

**Games:** 1  
**Series Record:** 0-1  
**At Cincinnati, Ohio:** UC leads 1-0  
 11-16-2013 UC, 77-49 Cincinnati

**The Citadel**

**Games:** 78  
**Series Record:** 53-25  
**At Boone:** APP leads 30-7  
**At Holmes Convocation Center:** APP leads 7-3  
**At Charleston, S.C.:** APP leads 18-17  
**At Asheville, N.C.:** App leads 2-0  
**At Chattanooga, Tenn.:** APP leads 1-0  
**At Charlotte, N.C.:** APP leads 1-0

12-14-68	CIT, 80-78	Charleston
1-18-73	APP, 78-75	Boone
2-19-73	CIT, 87-69	Charleston
1-12-74	APP, 90-72	Boone
1-21-74	CIT, 77-76	Charleston
12-14-74	CIT, 99-94	Charleston
1-30-75	CIT, 70-69	Boone
12-13-76	APP, 83-65	Boone
1-31-76	APP, 70-67	Charleston
1-27-77	APP, 76-56	Boone
2-5-77	APP, 68-64	Charleston
1-21-78	APP, 75-66	Boone
2-1-78	APP, 77-65	Charleston
2-25-78	APP, 81-64	Boone
2-3-79	APP, 76-65	Boone
2-14-79	APP, 68-64	Charleston
1-14-80	CIT, 54-53	Charleston
2-9-80	APP, 75-57	Boone
2-7-81	APP, 48-41	Boone
2-14-81	APP, 66-54	Charleston
1-11-82	CIT, 83-64	Charleston
2-13-82	APP, 65-46	Boone
12-1-82	CIT, 60-55	Boone
1-29-83	CIT, 90-72	Charleston
1-21-84	APP, 66-60	Boone
1-28-84	CIT, 83-69	Charleston
3-2-84	APP, 82-77	Asheville
1-19-85	CIT, 84-77	Charleston
2-23-85	APP, 57-56	Boone
3-1-85	CIT, 68-62	Asheville
2-1-86	APP, 65-55	Boone
2-17-86	APP, 67-66	Charleston
1-31-87	APP, 72-69	Charleston
2-16-87	CIT, 70-66	Boone
2-6-88	APP, 89-72	Boone
2-29-88	CIT, 73-71	Charleston
1-14-89	CIT, 65-62	Charleston
2-13-89	APP, 86-72	Boone
1-13-90	APP, 101-64	Boone
2-12-90	APP, 88-80	Charleston

3-2-90	APP, 86-71	Asheville
1-12-91	APP, 84-74	Boone
2-11-91	APP, 84-69	Charleston
1-11-92	CIT, 80-72	Charleston
2-10-92	APP, 78-65	Boone
1-10-93	APP, 69-53	Charleston
2-13-93	CIT, 75-71	Boone
1-10-94	APP, 81-70	Boone
2-12-94	CIT, 78-65	Charleston
1-21-95	APP, 74-57	Boone
1-20-96	CIT, 84-75	Charleston
2-29-96	APP, 75-73	Boone
2-17-97	APP, 74-63	Boone
2-16-98	APP, 60-53	Charleston
12-29-99	APP, 81-65	Boone
1-3-2000	APP, 82-48	Charleston
1-29-2001	APP, 81-74	Boone
1-26-2002	APP, 78-74	Charleston
2-1-2003	APP, 75-65	Boone
12-1-2004	APP, 72-62	Charleston
2-3-2005	APP, 84-66	Boone
3-2-2005	APP, 68-59	Chattanooga
1-28-2006	APP, 66-65	Charleston
12-3-2007	APP, 56-52	Charleston
1-27-2007	APP, 95-54	Boone
1-5-2008	APP, 63-50	Charleston
2-9-2008	APP, 75-71	Boone
2-5-2009	CIT, 74-72	Boone
2-12-2009	CIT, 78-73	Charleston
1-6-2010	CIT, 62-58	Boone
3-6-2010	APP, 71-61	Charlotte
1-20-2011	CIT, 81-63	Charleston
2-26-2011	APP, 70-59	Boone
2-22-2012	CIT, 62-51	Charleston
2-20-2013	CIT, 80-77	Boone
1-23-2014	APP, 80-67	Charleston
2-6-2014	APP, 54-45	Boone

**Clemson**

**Games:** 10  
**Series Record:** 1-9  
**At Clemson, S.C.:** CLEM leads 1-7  
**At Charlotte:** CLEM leads 1-0  
**At Greensboro:** CLEM leads 1-0

12-9-74	CLEM, 103-57	Clemson
12-17-77	CLEM, 93-88	Clemson
1-2-85	CLEM, 84-77	Clemson
12-29-92	CLEM, 91-73	Charlotte
1-24-94	CLEM, 66-56	Clemson
12-10-95	CLEM, 81-66	Greensboro
11-29-95	CLEM, 91-55	Clemson
1-19-2000	APP, 72-60	Clemson
12-5-2001	CLEM, 76-66	Clemson
11-17-2006	CLEM, 79-49	Clemson

**Coastal Carolina**

**Games:** 16  
**Series Record:** 12-4  
**At Boone:** APP leads 7-1  
**At Holmes Convocation Center:** APP leads 7-1  
**At Conway, S.C.:** APP leads 4-3  
**At Pensacola, Fla.:** APP leads 1-0

1-14-2017	CCU, 85-73	Conway
3-4-2017	APP, 77-73	Boone
2-10-2018	APP, 81-66	Conway
3-3-2018	APP, 76-67	Boone



1-19-2019	CCU, 89-72	Conway
2-16-2019	APP, 88-79	Boone
1-25-2020	APP, 78-58	Conway
2-29-2020	CCU, 84-77	Boone
3-9-2020	APP, 70-65	Boone
3-7-2021	APP, 64-61	Pensacola
1-13-2022	APP, 61-60	Boone
1-15-2022	APP, 84-76	Conway
1-5-2023	APP, 63-62	Boone
1-19-2023	CCU, 84-93	Conway
1-11-2024	APP, 70-45	Conway
1-20-2024	APP, 88-59	Boone

## College of Charleston

Games: 30

Series Record: 12-18

At Boone: APP leads 6-5

At Holmes Convocation Center: CofC leads 3-5

At Charleston, S.C.: CofC leads 3-10

At Greensboro, N.C.: CofC leads 1-0

At Greenville, S.C.: APP leads 1-0

At Chattanooga, Tenn.: APP leads 1-0

At Charlotte: APP leads 1-0

At Asheville: APP leads 1-0

12-8-59	APP, 112-58	Boone
12-12-59	APP, 74-40	Charleston
2-9-72	APP, 92-80	Boone
1-4-99	CofC, 77-57	Boone
2-28-99	CofC, 77-67	Greensboro
2-5-2000	CofC, 69-64	Charleston
3-5-2000	APP, 68-56	Greenville
1-13-2001	CofC, 63-45	Boone
2-9-2002	CofC, 79-55	Charleston
2-28-2002	CofC, 81-65	Charleston
2-15-2003	CofC, 108-96	Boone
2-9-2004	CofC, 65-63	Charleston
1-22-2005	APP, 76-68	Boone
3-3-2005	APP, 63-60	Chattanooga
1-30-2006	CofC, 64-53	Charleston
12-2-2006	APP, 68-57	Charleston
1-29-2007	APP, 67-56	Boone
3-2-2007	CofC, 89-87	Charleston
1-3-2008	APP, 70-66	Charleston
2-7-2008	CofC, 68-63	Boone
1-21-2009	CofC, 88-80	Charleston
2-16-2009	CofC, 91-87	Boone
2-17-2010	CofC, 73-72	Charleston
3-7-2010	APP, 77-54	Charlotte
1-22-2011	CofC, 73-64	Charleston
2-24-2011	APP, 85-70	Boone
2-4-2012	CofC, 74-62	Boone
3-2-2012	APP, 93-81	Asheville
1-30-2013	CofC, 72-59	Charleston

## Colorado State

Games: 1

Series Record: 0-1

At Cancun, Mexico: CSU leads 1-0

12-22-2010	CSU, 82-79	Cancun
------------	------------	--------

## Columbia International

Games: 1

Series Record: 1-0

At Boone: APP leads 1-0

At Holmes Convocation Center: APP leads 1-0

12-18-2020	APP, 77-41	Boone
------------	------------	-------

## Cove Creek

Games: 1

Series Record: 1-0

At Boone: APP leads 1-0

1926	APP, 42-12	Boone
------	------------	-------

## Crossnore

Games: 2

Series Record: 0-2

At Boone: CROSS leads 1-0

1926	CROSS, 27-28	Boone
1926	CROSS, 29-35	N/A

## Dallas

Games: 1

Series Record: 1-0

At Boone: APP leads 1-0

1926	APP, 21-12	Boone
------	------------	-------

## Davidson

Games: 76

Series Record: 33-43

At Boone: APP leads 18-16

At Holmes Convocation Center: DU leads 3-7

At Davidson: DU leads 14-23

At Greenville, S.C.: Series tied 1-1

At Greensboro: DU leads 1-0

At Chattanooga, Tenn.: DU leads 1-0

At Asheville: DU leads 1-0

2-19-46	DU, 52-39	Davidson
12-17-71	DU, 109-96	Davidson
3-2-72	DU, 88-77	Greenville
2-15-73	DU, 108-81	Davidson
2-20-74	DU, 65-58	Boone
2-17-75	DU, 99-88	Davidson
2-26-75	APP, 71-66	Greenville
2-4-76	APP, 75-62	Boone
12-6-76	APP, 71-53	Davidson
1-25-77	APP, 49-44	Boone
1-17-78	APP, 74-60	Boone
1-10-79	APP, 79-65	Boone
1-31-79	APP, 84-72	Davidson
1-30-80	DU, 58-48	Davidson
2-16-80	APP, 78-76	Boone
1-12-81	DU, 63-66	Davidson
2-21-81	APP, 78-77	Boone
12-16-81	DU, 64-62	Davidson
2-3-82	DU, 56-54	Boone
1-11-83	APP, 60-58	Davidson
2-4-83	DU, 50-45	Boone
2-4-84	APP, 55-53	Boone
2-16-84	APP, 61-59	Davidson
1-12-85	DU, 70-68	Boone
2-4-85	APP, 73-70	Davidson
1-18-86	APP, 69-65	Boone
2-15-86	DU, 72-50	Davidson
1-17-87	DU, 82-59	Davidson
2-14-87	DU, 74-58	Boone
1-23-88	APP, 77-69	Boone
2-27-88	DU, 74-72	Davidson
1-18-89	APP, 75-65	Boone
2-2-89	APP, 65-54	Davidson
1-22-90	APP, 88-60	Boone
1-8-91	DU, 72-60	Davidson
1-17-93	APP, 78-69	Boone
2-20-93	APP, 79-76	Davidson

1-17-94	APP, 94-89	Davidson
2-19-94	APP, 83-80	Boone
1-23-95	DU, 74-71	Davidson
2-11-95	DU, 76-75	Boone
1-23-96	DU, 90-68	Boone
2-10-96	DU, 84-66	Davidson
1-20-97	APP, 82-66	Boone
2-22-97	DU, 78-76	Davidson
1-31-98	DU, 77-71	Boone
2-19-98	DU, 68-58	Davidson
3-1-98	DU, 66-62	Greensboro
1-2-99	DU, 82-73	Davidson
2-20-99	APP, 71-64	Boone
1-31-2000	APP, 77-72	Davidson
2-19-2000	DU, 69-54	Boone
1-23-2001	APP, 78-68	Davidson
2-10-2001	APP, 78-70	Boone
2-2-2002	DU, 82-72	Boone
2-16-2002	APP, 62-60	Davidson
2-8-2003	DU, 99-86	Davidson
2-22-2003	DU, 99-86	Boone
2-24-2004	DU, 64-63	Boone
1-11-2005	DU, 66-63	Davidson
12-3-2005	DU, 102-69	Davidson
1-20-2007	APP, 81-74	Davidson
11-26-2007	DU, 71-60	Boone
2-27-2008	DU, 68-55	Davidson
1-12-2009	DU, 70-52	Boone
3-7-2009	DU, 84-68	Chattanooga
1-9-2010	APP, 78-68	Davidson
2-11-2010	APP, 66-56	Boone
1-5-2011	APP, 74-66	Davidson
1-14-2012	DU, 83-79	Boone
1-26-2013	DU, 79-56	Boone
2-9-2013	DU, 87-52	Davidson
3-10-2013	DU, 65-62	Asheville
1-11-2014	DU, 78-66	Davidson
11-12-2016	DU, 86-74	Davidson
11-25-2017	APP, 78-62	Boone

## Davis and Elkins

Games: 1

Series Record: 1-0

At Boone: APP leads 1-0

1942	APP, 59-36	Boone
------	------------	-------

## Dayton

Games: 1

Series Record: 0-1

At Dayton, Ohio: DAY leads 1-0

12-21-2009	DAY, 65-49	Dayton
------------	------------	--------

## Delaware

Games: 2

Series Record: 0-2

At Roanoke, Va.: DEL leads 1-0

At Estero, Fla.: DEL leads 1-0

12-29-72	DEL, 89-77	Roanoke
11-22-2022	DEL, 75-68	Estero

## Duke

Games: 10

Series Record: 1-9

At Durham: DUKE leads 1-9

12-10-73	DUKE, 83-53	Durham
12-5-81	APP, 75-70	Durham

11-29-82	DUKE, 73-57	Durham
1-11-84	DUKE, 73-60	Durham
12-5-85	DUKE, 98-64	Durham
12-28-85	DUKE, 88-46	Durham
12-29-86	DUKE, 80-50	Durham
11-28-87	DUKE, 110-74	Durham
11-26-2016	DUKE, 93-58	Durham
12-16-2021	DUKE, 92-67	Durham

**Duquesne**

**Games:** 3

**Series Record:** 1-2

**At Boone:** DUQ leads 1-0

**At Holmes Convocation Center:** DUQ leads 1-0

**At Pittsburgh, Pa.:** Series tied 1-1

12-31-2005	APP, 71-68	Pittsburgh
11-28-2012	DUQ, 73-72	Boone
1-2-2014	DUQ, 79-55	Pittsburgh

**East Carolina**

**Games:** 64

**Series Record:** 28-36

**At Boone:** APP leads 21-7

**At Holmes Convocation Center:** APP leads 1-0

**At Greenville:** ECU leads 6-25

**At Hickory:** ECU leads 1-0

**At Spindale:** ECU leads 2-0

**At Charlotte:** ECU leads 1-0

1934	APP, 41-26	Greenville
1941	APP, 66-49	Greenville
1-26-48	APP, 66-47	Boone
2-12-48	APP, 65-44	Boone
12-17-48	ECU, 60-53	Greenville
2-4-49	APP, 54-41	Boone
2-25-49	APP, 69-52	Boone
12-16-49	ECU, 42-41	Greenville
2-2-50	APP, 63-53	Boone
1-12-51	ECU, 71-55	Greenville
1-29-51	APP, 66-57	Boone
2-27-51	ECU, 77-69	Hickory
12-18-51	APP, 70-69	Boone
1-29-52	APP, 79-78	Greenville
1953	ECU, 70-63	Greenville
1953	ECU, 79-67	Boone
1-21-54	ECU, 91-66	Greenville
2-1-54	ECU, 99-74	Boone
12-17-54	ECU, 73-66	Greenville
1-31-55	APP, 88-84	Boone
12-9-55	ECU, 77-68	Boone
1-30-56	ECU, 84-55	Greenville
1956	ECU, 77-66	Spindale
1-21-57	ECU, 74-68	Boone
1957	ECU, 78-77	Spindale
1958	ECU, 74-65	Greenville
1959	APP, 86-75	Boone
1959	ECU, 94-60	Greenville
1-5-60	APP, 75-65	Boone
2-1-60	ECU, 81-73	Greenville
2-25-60	APP, 87-79	Boone
12-14-60	APP, 79-73	Boone
1-30-61	ECU, 72-70	Greenville
12-13-61	ECU, 74-68	Boone
1-30-62	ECU, 74-71	Greenville
1-20-72	ECU, 89-82	Greenville
12-9-72	ECU, 84-69	Greenville
2-10-73	APP, 88-70	Boone

1-14-74	ECU, 53-52	Greenville
2-11-74	ECU, 73-68	Boone
1-14-75	ECU, 78-68	Greenville
2-5-75	APP, 78-71	Boone
1-14-76	APP, 50-48	Boone
2-14-76	ECU, 84-66	Greenville
2-28-76	APP, 79-72	Greenville
1-15-77	ECU, 66-54	Greenville
2-12-77	APP, 63-60	Boone
11-25-89	APP, 69-59	Greenville
12-8-90	APP, 88-79	Boone
11-30-91	ECU, 76-79	Greenville
1-4-93	APP, 76-74	Boone
12-22-93	ECU, 79-58	Greenville
11-28-94	ECU, 80-78	Greenville
1-9-96	ECU, 63-39	Greenville
11-25-96	ECU, 57-48	Boone
11-30-98	APP, 68-67	Greenville
11-8-99	APP, 82-73	Boone
12-16-2000	ECU, 79-62	Greenville
11-19-2001	APP, 93-87	Boone
11-22-2011	ECU, 67-47	Charlotte
11-20-2012	ECU, 82-72	Greenville
11-30-2018	ECU, 83-81	Greenville

**ETSU**

**Games:** 129

**Series Record:** 49-80

**At Boone:** Series tied 30-30

**At Holmes Convocation Center:** Series tied 4-4

**At Johnson City, Tenn.:** ETSU leads 45-17

**At Spindale:** APP leads 1-0

**At Asheville:** ETSU leads 4-0

**At Cancun, Mexico:** ETSU leads 1-0

1928	ETSU, 34-23	Johnson City
1928	APP, 35-32	Boone
1929	APP, 29-15	Johnson City
1929	APP, 27-17	Boone
1931	ETSU, 35-24	Johnson City
1931	APP, 42-39	Boone
1932	ETSU, 27-25	Johnson City
1932	APP, 31-22	Boone
1934	ETSU, 37-34	Johnson City
1934	ETSU, 38-33	Boone
1935	ETSU, 44-29	Johnson City
1935	ETSU, 49-29	Boone
1936	ETSU, 35-30	Boone
1936	ETSU, 46-34	Johnson City
1936	APP, 52-33	Boone
1937	APP, 56-29	Johnson City
1940	APP, 51-34	Johnson City
1940	APP, 67-40	Boone
1-10-46	ETSU, 68-35	Johnson City
1-19-46	APP, 58-55	Boone
12-6-48	ETSU, 56-53	Johnson City
1-15-49	ETSU, 60-52	Boone
12-9-49	APP, 73-48	Boone
1-5-50	APP, 58-41	Johnson City
12-8-50	APP, 57-55	Boone
1-8-51	ETSU, 65-47	Johnson City
1953	ETSU, 83-65	Johnson City
1953	ETSU, 87-55	Boone
12-8-53	ETSU, 82-64	Johnson City
12-16-53	ETSU, 66-62	Boone
1-24-55	ETSU, 86-77	Johnson City
1956	ETSU, 74-60	Boone

1957	ETSU, 72-57	Johnson City
1957	APP, 55-53	Spindale
1958	ETSU, 77-71	Johnson City
2-8-60	ETSU, 87-86	Boone
12-5-60	ETSU, 79-62	Johnson City
12-5-61	ETSU, 74-60	Boone
1963	ETSU, 75-60	Johnson City
1963	APP, 52-50	Boone
12-2-68	ETSU, 85-68	Johnson City
1-29-69	ETSU, 90-64	Boone
12-6-69	ETSU, 90-64	Johnson City
12-10-70	APP, 87-74	Boone
12-14-70	ETSU, 85-53	Johnson City
12-8-71	APP, 85-77	Boone
1-5-72	ETSU, 96-65	Johnson City
2-3-72	APP, 87-79	Boone
1-3-73	ETSU, 73-71	Boone
2-7-73	ETSU, 105-87	Johnson City
12-12-73	ETSU, 78-65	Boone
1-3-74	ETSU, 89-75	Johnson City
1-6-75	ETSU, 96-79	Johnson City
2-2-75	ETSU, 86-72	Boone
12-16-75	ETSU, 81-80	Boone
2-11-76	APP, 79-73	Johnson City
12-14-76	APP, 67-65	Boone
1-31-77	ETSU, 72-56	Johnson City
11-30-77	ETSU, 80-63	Boone
1-26-78	ETSU, 84-81	Johnson City
1-4-79	APP, 55-47	Johnson City
2-19-79	APP, 83-56	Boone
12-12-79	ETSU, 54-41	Johnson City
1-23-80	ETSU, 50-54	Boone
1-26-81	APP, 65-60	Boone
2-19-81	APP, 78-72	Johnson City
2-11-82	APP, 81-79	Johnson City
2-22-82	APP, 62-59	Boone
1-15-83	ETSU, 78-58	Boone
2-26-83	ETSU, 67-55	Johnson City
1-26-84	ETSU, 65-63	Johnson City
2-20-84	APP, 69-60	Boone
1-5-85	APP, 66-57	Johnson City
2-16-85	APP, 74-70	Boone
1-23-86	ETSU, 87-70	Boone
2-6-86	APP, 56-54	Johnson City
1-22-87	ETSU, 76-70	Johnson City
2-12-87	APP, 67-57	Boone
1-28-88	APP, 108-90	Boone
2-11-88	APP, 68-67	Johnson City
3-4-88	ETSU, 82-73	Asheville
1-21-89	APP, 91-70	Johnson City
2-18-89	ETSU, 89-87	Boone
1-20-90	ETSU, 96-94	Boone
2-17-90	ETSU, 98-82	Johnson City
3-4-90	ETSU, 96-75	Asheville
1-5-91	ETSU, 89-70	Johnson City
2-2-91	ETSU, 94-78	Boone
3-3-91	ETSU, 101-82	Boone
1-1-92	ETSU, 81-75	Johnson City
2-29-92	ETSU, 70-63	Boone
3-7-92	ETSU, 77-69	Asheville
1-23-93	ETSU, 98-79	Boone
2-27-93	ETSU, 81-78	Johnson City
3-5-93	ETSU, 97-84	Asheville
1-22-94	APP, 96-87	Boone
2-27-94	ETSU, 101-86	Johnson City
1-16-95	ETSU, 74-68	Boone
2-18-95	ETSU, 83-74	Johnson City



2-1-96	ETSU, 100-68	Johnson City
2-17-96	APP, 95-79	Boone
1-27-97	APP, 77-69	Boone
2-15-97	APP, 66-46	Johnson City
1-3-98	APP, 67-61	Johnson City
1-24-98	APP, 78-67	Boone
1-16-99	APP, 84-73	Boone
1-23-99	ETSU, 83-60	Johnson City
1-10-2000	APP, 85-64	Boone
1-15-2000	APP, 89-76	Johnson City
1-15-2001	ETSU, 61-56	Johnson City
1-27-2001	ETSU, 72-67	Boone
1-2-2002	ETSU, 75-66	Johnson City
2-23-2002	ETSU, 79-72	Boone
1-6-2003	APP, 108-94	Boone
3-1-2003	ETSU, 88-78	Johnson City
1-24-2004	ETSU, 93-80	Boone
2-7-2004	ETSU, 66-63	Johnson City
1-5-2005	APP, 81-79	Boone
2-9-2005	APP, 95-73	Johnson City
12-30-2007	ETSU, 72-69	Johnson City
12-24-2010	ETSU, 79-51	Cancun
11-15-2011	ETSU, 81-68	Johnson City
12-10-2011	ETSU, 65-48	Boone
11-26-2019	ETSU, 78-69	Johnson City
11-12-2021	APP, 69-67	Boone
11-23-2022	APP, 74-70	Johnson City
11-29-2023	APP, 72-61	Boone

## Elon

**Games:** 97

**Series Record:** 52-45

**At Boone:** APP leads 33-8

**At Holmes Convocation Center:** APP leads 8-2

**At Elon:** ELON leads 12-33

**At High Point:** APP leads 1-0

**At Elkin:** APP leads 1-0

**At Statesville:** APP leads 2-1

**At Winston-Salem:** ELON leads 1-0

**At Lexington:** ELON leads 2-1

1935	ELON, 52-40	Elon
1936	ELON, 46-33	Elon
1936	ELON, 56-31	Elon
1937	ELON, 34-32	Boone
1937	ELON, 33-29	Elon
1938	ELON, 36-23	Elon
1938	ELON, 47-32	Boone
1939	APP, 47-22	Boone
1939	ELON, 48-38	Elon
1940	APP, 60-41	Boone
1940	ELON, 24-22	Elon
1941	APP, 39-27	Elon
1941	ELON, 54-49	Elon
1941	APP, 41-34	High Point
1-26-45	APP, 51-33	Boone
2-23-45	ELON, 44-43	Elon
1-12-46	ELON, 51-50	Boone
2-23-46	APP, 55-42	Elon
1-15-47	APP, 65-37	Boone
1-30-47	ELON, 34-32	Elon
1-13-48	APP, 39-31	Boone
2-7-48	ELON, 44-42	Elon
2-26-48	APP, 58-45	Elkin
2-8-49	APP, 86-53	Boone
2-11-49	APP, 66-41	Elon
1-24-50	APP, 78-48	Boone

2-8-50	APP, 52-50	Elon
2-25-50	APP, 67-53	Statesville
1-3-51	APP, 73-54	Boone
2-7-51	APP, 64-59	Elon
2-22-51	APP, 60-54	Statesville
1-9-52	APP, 81-68	Boone
2-6-52	ELON, 65-58	Elon
2-28-52	ELON, 63-57	Statesville
1953	ELON, 64-61	Boone
1953	ELON, 86-57	Elon
2-25-52	ELON, 95-56	Winston-Salem
1-27-54	APP, 81-74	Boone
2-3-54	ELON, 84-73	Elon
1-19-55	ELON, 69-62	Elon
2-3-55	APP, 80-70	Boone
1-11-56	ELON, 102-81	Elon
2-9-56	APP, 85-69	Boone
2-22-56	ELON, 86-61	Lexington
1956	ELON, 78-76	Boone
1956	ELON, 86-48	Elon
1958	ELON, 78-48	Elon
1958	APP, 51-50	Boone
1959	APP, 72-50	Boone
1959	ELON, 74-71	Elon
1-11-60	APP, 76-70	Boone
2-10-60	APP, 64-62	Elon
1-9-61	APP, 89-66	Boone
2-11-61	APP, 68-66	Elon
1-8-62	ELON, 78-51	Elon
2-8-62	APP, 72-45	Boone
1963	APP, 71-60	Boone
1963	ELON, 77-65	Elon
1964	ELON, 89-61	Elon
1964	APP, 56-54	Boone
1964	APP, 59-56	Boone
1965	ELON, 72-59	Elon
1965	ELON, 70-58	Lexington
12-14-66	ELON, 80-73	Elon
2-9-66	APP, 81-73	Boone
12-14-66	APP, 74-65	Elon
2-8-67	APP, 75-70	Boone
3-3-67	APP, 89-82	Lexington
1968	APP, 87-75	Boone
1968	ELON, 81-75	Elon
1-27-69	ELON, 78-64	Elon
2-5-69	ELON, 67-65	Boone
12-3-80	APP, 70-52	Boone
12-5-94	APP, 96-70	Boone
1-5-2004	APP, 87-58	Boone
1-28-2004	ELON, 76-69	Elon
1-18-2005	APP, 73-62	Boone
2-26-2005	ELON, 58-55	Elon
1-7-2006	ELON, 65-59	Elon
2-11-2006	APP, 71-60	Boone
1-13-2007	ELON, 64-63	Boone
2-24-2007	APP, 72-63	Elon
1-28-2008	APP, 56-52	Boone
2-14-2008	ELON, 76-70	Elon
1-8-2009	APP, 76-52	Boone
2-7-2009	APP, 77-63	Elon
1-13-2010	APP, 89-65	Boone
2-22-2010	APP, 58-54	Elon
1-17-2011	APP, 68-62	Elon
2-5-2011	APP, 68-62	Elon
1-28-2012	APP, 81-66	Boone
2-6-2012	ELON, 82-59	Elon
1-12-2013	APP, 80-70	Boone

2-14-2013	ELON, 61-58	Elon
1-6-2014	ELON, 75-66	Elon
2-1-2014	ELON, 83-76	Boone

## Emory & Henry

**Games:** 7

**Series Record:** 6-1

**At Boone:** APP leads 4-0

**At Emory, Va.:** APP leads 2-1

1938	APP, 33-31	Emory
1938	APP, 46-26	Boone
1959	APP, 78-66	Boone
12-10-60	APP, 103-76	Emory
1-22-70	EHC, 77-76	Emory
2-16-70	APP, 89-60	Boone
2-17-82	APP, 88-78	Boone

## Erskine

**Games:** 21

**Series Record:** 14-7

**At Boone:** APP leads 9-2

**At Holmes Convocation Center:** APP leads 2-0

**At Due West, S.C.:** ERK leads 4-5

**At Statesville:** APP leads 1-0

1939	APP, 44-32	Due West
1-19-50	APP, 82-56	Boone
1-27-50	ERK, 69-57	Due West
3-1-50	APP, 57-54	Statesville
12-14-51	APP, 65-60	Boone
1-15-52	APP, 86-61	Due West
2-19-52	APP, 97-61	Due West
1953	ERK, 73-61	Boone
1953	ERK, 92-82	Due West
1963	ERK, 58-55	Boone
1963	ERK, 66-59	Due West
1964	APP, 66-63	Boone
1964	ERK, 71-64	Due West
12-11-65	ERK, 71-54	Due West
1-3-67	APP, 75-65	Boone
1968	APP, 75-60	Due West
2-23-70	APP, 87-60	Boone
1-23-85	APP, 96-67	Boone
12-10-85	APP, 68-49	Boone
11-20-2004	APP, 79-49	Boone
12-13-2021	APP, 69-44	Boone

## Ferrum

**Games:** 1

**Series Record:** 1-0

**At Boone:** APP leads 1-0

**At Holmes Convocation Center:** APP leads 1-0

11-7-2019	APP, 83-56	Boone
-----------	------------	-------

## Florida Southern

**Games:** 1

**Series Record:** 1-0

**At Evansville, Ind.:** APP leads 1-0

12-3-83	APP, 48-47	Evansville
---------	------------	------------

## Furman

**Games:** 88

**Series Record:** 39-49

**At Boone:** APP leads 20-17

**At Holmes Convocation Center:** APP leads 7-4

**At Greenville, S.C.:** FUR leads 29-14

**At Roanoke, Va.:** FUR leads 2-1

**At Richmond, Va.:** FUR leads 1-0

**At Asheville:** APP leads 4-0

**At Greensboro:** APP leads 1-0

12-9-71	FUR, 101-91	Greenville
1-24-72	FUR, 116-98	Boone
12-16-72	FUR, 96-80	Boone
1-22-73	FUR, 103-83	Greenville
3-1-73	FUR, 101-68	Roanoke
1-5-74	FUR, 111-71	Boone
2-6-74	FUR, 89-72	Greenville
2-27-74	FUR, 71-60	Richmond
1-21-75	FUR, 91-52	Greenville
2-8-75	FUR, 96-59	Boone
3-1-75	FUR, 75-69	Greenville
1-26-76	APP, 68-64	Greenville
2-2-76	FUR, 77-76	Boone
1-12-77	APP, 80-78	Boone
2-14-77	FUR, 90-83	Greenville
12-13-77	APP, 85-75	Boone
2-6-78	APP, 81-74	Greenville
3-3-78	FUR, 72-68	Roanoke
1-13-79	FUR, 75-66	Boone
2-7-79	APP, 59-58	Greenville
3-4-79	APP, 86-83	Roanoke
1-5-80	FUR, 76-65	Greenville
1-21-80	FUR, 75-71	Boone
12-13-80	APP, 77-74	Boone
1-21-81	APP, 66-56	Greenville
2-28-81	APP, 75-71	Boone
1-7-82	APP, 64-61	Boone
1-16-82	FUR, 76-71	Greenville
1-26-83	FUR, 53-45	Greenville
2-16-83	FUR, 56-54	Boone
1-30-84	FUR, 61-57	Greenville
2-8-84	APP, 61-55	Boone
1-21-85	APP, 61-54	Greenville
2-18-85	APP, 75-66	Boone
1-4-86	FUR, 75-64	Greenville
2-3-86	APP, 57-56	Boone
1-3-87	FUR, 73-56	Greenville
2-2-87	FUR, 81-75	Boone
1-9-88	FUR, 81-71	Greenville
2-8-88	FUR, 67-66	Boone
1-16-89	FUR, 69-61	Greenville
2-11-89	FUR, 75-71	Boone
1-15-90	FUR, 80-75	Boone
2-10-90	FUR, 91-81	Greenville
3-3-90	APP, 79-62	Asheville
1-14-91	FUR, 91-87	Boone
2-9-91	FUR, 89-72	Greenville
3-2-91	APP, 88-82	Asheville
1-13-92	FUR, 88-78	Greenville
2-8-92	APP, 67-65	Boone
1-16-93	APP, 81-77	Boone
2-17-93	FUR, 98-81	Greenville
1-15-94	FUR, 74-72	Greenville
2-17-94	APP, 92-76	Boone
2-4-95	FUR, 76-60	Greenville
3-2-95	APP, 78-73	Asheville
2-8-96	APP, 93-78	Boone
1-14-97	FUR, 59-55	Greenville
2-7-98	APP, 63-62	Greenville
2-27-98	APP, 60-58	Greensboro
2-8-99	APP, 78-58	Boone
1-22-2000	APP, 73-63	Greenville
3-4-2000	APP, 60-56	Greenville
2-12-2001	FUR, 70-63	Boone

3-1-2001	APP, 58-56	Greenville
1-19-2002	FUR, 91-78	Greenville
1-27-2003	APP, 83-67	Boone
1-31-2004	FUR, 85-74	Greenville
2-14-2005	APP, 60-47	Boone
2-7-2006	FUR, 76-64	Greenville
1-24-2007	APP, 77-63	Boone
2-3-2007	FUR, 76-72	Greenville
1-24-2008	APP, 84-66	Greenville
2-21-2008	APP, 90-77	Boone
12-3-2008	APP, 65-60	Greenville
1-31-2009	APP, 77-75	Boone
12-3-2009	FUR, 85-82	Boone
1-29-2011	FUR, 81-61	Greenville
1-12-2012	APP, 56-50	Boone
2-9-2012	APP, 79-69	Greenville
2-11-2013	APP, 72-66	Boone
3-9-2013	APP, 74-60	Asheville
2-22-2014	FUR, 68-53	Greenville
11-19-2014	FUR, 84-65	Greenville
11-17-2015	FUR, 79-70	Boone
12-10-2021	FUR, 73-65	Greenville
11-29-2022	FUR, 65-61	Boone

**Gardner-Webb**

**Games:** 9

**Series Record:** 6-3

**At Boone:** APP leads 3-1

**At Holmes Convocation Center:** Series tied 1-1

**At Boiling Springs:** GWU leads 2-1

**At Greensboro:** APP leads 1-0

1929	APP, 30-20	Boiling Springs
1929	APP, 47-27	Boone
1930	APP, 36-30	Boone
1930	GWU, 38-19	Boiling Springs
12-6-2000	GWU, 68-65	Boone
1-23-2002	APP, 101-93	Boone
1-28-2003	GWU, 88-82	Boiling Springs
12-16-2023	APP, 80-59	Greensboro

**George Washington**

**Games:** 2

**Series Record:** 1-1

**At Boone:** APP leads 1-0

**At Holmes Convocation Center:** APP leads 1-0

**At Washington D.C.:** GWU leads 1-0

11-28-2003	GWU, 76-62	Washington D.C.
12-3-2003	APP, 80-77	Boone

**Georgetown**

**Games:** 2

**Series Record:** 0-2

**At Washington D.C.:** GU leads 2-0

12-12-2010	GU, 89-60	Washington D.C.
12-18-2018	GU, 83-73	Washington D.C.

**Georgia**

**Games:** 5

**Series Record:** 0-5

**At Boone:** UGA leads 1-0

**At Athens, Ga.:** UGA leads 4-0

12-11-75	UGA, 83-67	Athens
12-7-96	UGA, 85-67	Athens
12-8-98	UGA, 63-60	Boone
12-22-2003	UGA, 99-62	Athens
11-29-2013	UGA, 71-53	Athens

**Georgia Southern**

**Games:** 64

**Series Record:** 37-27

**At Boone:** APP 18-11

**At Holmes Convocation Center:** APP leads 12-7

**At Statesboro, Ga.:** APP leads 14-13

**At Greenville, S.C.:** GASO leads 1-0

**At Asheville:** GASO leads 1-0

**At Pensacola, Fla.:** APP leads 2-0

1-20-49	APP, 72-57	Boone
1-28-50	GASO, 79-56	Statesboro
1-20-73	APP, 94-90	Statesboro
1-19-74	GASO, 83-71	Boone
2-24-75	GASO, 104-83	Statesboro
2-23-76	APP, 84-68	Boone
12-29-77	GASO, 99-81	Greenville
11-25-91	GASO, 81-80	Boone
1-6-92	GASO, 88-77	Statesboro
1-9-93	GASO, 103-76	Statesboro
2-14-93	GASO, 92-84	Boone
1-8-94	APP, 72-70	Boone
2-14-94	APP, 65-62	Statesboro
3-4-94	GASO, 85-60	Asheville
2-6-95	APP, 60-53	Boone
2-5-96	GASO, 74-72	Statesboro
1-18-97	GASO, 76-75	Boone
1-19-98	APP, 64-62	Boone
1-30-99	APP, 67-56	Statesboro
2-26-99	APP, 74-65	Boone
1-8-2000	APP, 88-74	Boone
2-3-2001	APP, 68-64	Statesboro
1-7-2002	GASO, 101-89	Boone
1-13-2003	APP, 87-81	Statesboro
2-2-2004	GASO, 81-77	Boone
1-15-2005	GASO, 92-88	Statesboro
1-23-2006	APP, 90-84	Boone
12-16-2006	APP, 87-84	Boone
2-5-2007	APP, 77-55	Statesboro
12-1-2007	GASO, 85-72	Statesboro
1-19-2008	APP, 88-81	Boone
2-2-2009	APP, 95-82	Statesboro
1-8-2011	APP, 79-51	Boone
12-3-2011	GASO, 73-62	Statesboro
1-24-2013	APP, 64-62	Boone
2-7-2013	APP, 91-86	Statesboro
1-18-2014	APP, 81-68	Boone
1-29-2015	GASO, 83-46	Statesboro
2-26-2015	GASO, 77-58	Boone
1-25-2016	GASO, 101-100	Boone
2-25-2016	GASO, 88-63	Statesboro
1-21-2017	GASO, 92-88	Statesboro
2-13-2017	APP, 83-78	Boone
1-13-2018	GASO, 60-59	Boone
2-23-2019	GASO, 92-69	Boone
1-4-2020	APP, 74-72	Statesboro
2-15-2020	APP, 62-57	Statesboro
1-8-2021	APP, 66-63	Boone
1-9-2021	APP, 77-71	Boone
2-26-2021	APP, 84-78	Statesboro
2-27-2021	GASO, 65-57	Statesboro
1-22-2022	APP, 70-62	Statesboro
2-10-2022	APP, 65-61	Boone
3-5-2022	APP, 73-60	Pensacola
1-12-2023	GASO, 67-65	Boone
2-24-2023	GASO, 73-64	Statesboro



1-25-2024	APP, 84-74	Boone
2-3-2024	APP, 85-84	Statesboro
3-9-2024	APP, 85-80	Pensacola

## Georgia State

**Games:** 23  
**Series Record:** 13-10  
**At Boone:** APP leads 8-4  
**At Holmes Convocation Center:** APP leads 7-4  
**At Atlanta, Ga.:** GSU leads 5-4  
**At Pensacola, Fla.:** Series tied 1-1

12-12-88	APP, 86-84	Atlanta
12-2-89	APP, 110-69	Boone
1-17-2015	APP, 74-69	Boone
2-21-2015	GSU, 87-43	Atlanta
1-21-2016	APP, 76-67	Boone
2-27-2016	GSU, 83-70	Atlanta
1-23-2017	GSU, 83-72	Atlanta
2-11-2017	APP, 77-72	Boone
1-11-2018	GSU, 71-58	Boone
2-21-2019	GSU, 80-75	Boone
1-2-2020	GSU, 69-60	Boone
2-13-2020	GSU, 76-65	Atlanta
1-22-2021	APP, 80-71	Boone
1-23-2021	APP, 74-61	Boone
2-23-2021	GSU, 85-71	Atlanta
3-8-2021	APP, 80-73	Pensacola
1-20-2022	APP, 61-60	Atlanta
2-12-2022	GSU, 58-49	Boone
3-6-2022	GSU, 71-66	Pensacola
1-26-2023	APP, 71-59	Boone
2-22-2023	APP, 78-52	Atlanta
1-17-2024	APP, 76-68	Boone
2-1-2024	APP, 81-71	Atlanta

## Georgia Tech

**Games:** 5  
**Series Record:** 0-5  
**At Boone:** GT leads 1-0  
**At Atlanta, Ga.:** GT leads 4-0

2-21-83	GT, 83-72	Atlanta
1-4-84	GT, 78-61	Atlanta
12-2-95	GT, 89-65	Boone
12-5-98	GT, 74-72	Atlanta
12-15-2014	GT, 70-57	Atlanta

## Glenville State

**Games:** 1  
**Series Record:** 1-0  
**At Boone:** APP leads 1-0

1929	APP, 33-26	Boone
------	------------	-------

## Green Bay

**Games:** 2  
**Series Record:** 1-1  
**At Boone:** APP leads 1-0  
**At Green Bay, Wisc.:** UWGB leads 1-0

2-3-99	APP, 55-53	Boone
12-23-99	UWGB, 64-47	Green Bay

## Greensboro College

**Games:** 3  
**Series Record:** 3-0  
**At Boone:** APP leads 3-0  
**At Holmes Convocation Center:** APP leads 3-0

11-23-99	APP, 109-53	Boone
----------	-------------	-------

12-10-2002	APP, 80-47	Boone
12-17-2020	APP, 87-47	Boone

## Guilford

**Games:** 71  
**Series Record:** 50-21  
**At Boone:** APP leads 30-6  
**At Greensboro:** APP leads 16-15  
**At Statesville:** APP leads 1-0

1930	APP, 29-14	Boone
1930	GC, 22-18	Greensboro
1931	GC, 27-26	Greensboro
1931	APP, 40-24	Boone
1932	APP, 38-34	Boone
1932	GC, 53-43	Greensboro
1932	GC, 34-26	Greensboro
1933	GC, 45-42	Greensboro
1938	APP, 53-27	Greensboro
1938	APP, 60-28	Boone
1939	APP, 51-21	Boone
1939	APP, 56-34	Greensboro
1940	APP, 50-28	Boone
1940	APP, 74-42	Greensboro
1941	APP, 52-29	Boone
1941	APP, 76-28	Greensboro
1-22-44	GC, 40-39	Boone
1-12-45	GC, 35-33	Greensboro
2-19-45	APP, 47-43	Boone
1-29-46	GC, 28-23	Greensboro
2-18-46	APP, 68-54	Boone
1-28-47	APP, 55-30	Boone
2-11-47	APP, 44-43	Greensboro
2-2-48	APP, 62-50	Boone
2-10-48	APP, 49-48	Greensboro
12-14-49	APP, 58-56	Boone
2-12-49	APP, 60-52	Greensboro
12-13-50	APP, 69-52	Boone
1-12-50	APP, 59-47	Greensboro
2-23-50	APP, 70-59	Statesville
12-12-51	APP, 55-53	Boone
2-6-51	APP, 74-52	Greensboro
12-11-51	GC, 72-63	Greensboro
2-14-52	APP, 58-57	Boone
3-4-52	GC, 63-57	Boone
1952	APP, 64-62	Boone
1952	GC, 66-61	Greensboro
1953	APP, 84-82	Greensboro
1-7-54	APP, 67-52	Greensboro
1-30-54	APP, 94-73	Boone
12-20-54	GC, 85-70	Boone
1-6-55	GC, 95-81	Greensboro
1-29-55	APP, 84-76	Boone
1955	APP, 83-65	Greensboro
1-28-56	APP, 99-69	Boone
1956	APP, 83-53	Boone
1957	GC, 71-50	Greensboro
1958	APP, 61-53	Boone
1958	GC, 71-60	Greensboro
1958	APP, 79-74	Boone
1959	APP, 72-43	Greensboro
12-5-59	APP, 64-62	Greensboro
1-8-60	APP, 78-62	Boone
12-3-60	APP, 71-56	Greensboro
1-4-61	APP, 83-58	Boone
12-2-61	GC, 64-63	Greensboro
1-3-62	APP, 68-57	Boone

1962	APP, 81-61	Boone
1963	APP, 74-61	Greensboro
1964	APP, 82-76	Boone
1965	APP, 79-69	Boone
1-7-67	APP, 98-86	Boone
2-6-67	GC, 96-84	Greensboro
3-4-67	APP, 91-67	Boone
3-10-67	GC, 85-78	Boone
1968	GC, 86-55	Greensboro
1968	GC, 78-72	Boone
1968	GC, 93-84	Boone

## Hampden-Sydney

**Games:** 1  
**Series Record:** 1-0  
**At Spindale:** APP leads 1-0

1-1-65	APP, 76-66	Spindale
--------	------------	----------

## Hampton

**Games:** 4  
**Series Record:** 2-2  
**At Boone:** APP leads 2-0  
**At Holmes Convocation Center:** APP leads 2-0  
**At Hampton, Va.:** HU leads 2-0

11-24-2014	APP, 82-74	Boone
11-20-2015	HU, 82-61	Hampton
12-21-2016	APP, 88-67	Boone
12-20-2017	HU, 86-53	Hampton

## Hardin-Simmons

**Games:** 2  
**Series Record:** 1-1  
**At Monroe, La.:** APP leads 1-0  
**At El Paso, Texas:** HSU leads 1-0

12-29-79	APP, 69-56	Monroe
12-6-86	HSU, 74-67	El Paso

## Hartford

**Games:** 2  
**Series Record:** 2-0  
**At Boone:** APP leads 1-0  
**At Holmes Convocation Center:** APP leads 1-0  
**At Hartford, Conn.:** APP leads 1-0

11-23-2016	APP, 70-61	Hartford
11-29-2021	APP, 69-59	Boone

## Harvard

**Games:** 1  
**Series Record:** 1-0  
**At Boone:** APP leads 1-0  
**At Holmes Convocation Center:** APP leads 1-0

3-17-2010	APP, 93-71	Boone
-----------	------------	-------

## Hawaii-Hilo

**Games:** 2  
**Series Record:** 2-0  
**At Honolulu, Hawaii:** APP leads 1-0  
**At Hilo, Hawaii:** APP leads 1-0

12-27-87	APP, 100-71	Honolulu
11-26-2000	APP, 73-63	Hilo

## High Point

**Games:** 96  
**Series Record:** 38-58  
**At Boone:** APP leads 23-22  
**At Holmes Convocation Center:** HPU leads 1-0

**At High Point:** HPU leads 30-14

**At Elkin:** APP leads 1-0

**At Lexington:** HPU leads 4-0

1929	APP, 29-21	Boone
1930	HPU, 41-26	High Point
1930	APP, 21-17	Boone
1931	APP, 29-23	High Point
1932	APP, 29-12	High Point
1932	APP, 28-26	Boone
1933	HPU, 30-29	Boone
1933	APP, 51-38	High Point
1934	APP, 43-42	High Point
1934	HPU, 41-32	Boone
1935	HPU, 42-27	Boone
1935	HPU, 43-27	High Point
1936	APP, 28-27	High Point
1936	HPU, 43-24	Boone
1937	HPU, 25-21	Boone
1937	APP, 32-28	High Point
1928	HPU, 36-33	High Point
1938	APP, 30-28	Boone
1939	APP, 38-35	Boone
1939	HPU, 53-39	High Point
1940	APP, 62-34	High Point
1940	APP, 59-40	Boone
1941	HPU, 45-32	High Point
1941	APP, 42-39	Boone
1942	APP, 40-26	High Point
1942	APP, 41-33	Boone
1-28-44	HPU, 65-58	Boone
1-29-44	HPU, 55-33	Boone
2-4-44	HPU, 61-51	High Point
2-5-44	HPU, 45-33	High Point
1-11-45	APP, 46-37	High Point
2-8-45	HPU, 44-37	Boone
1-15-46	HPU, 54-47	High Point
2-26-46	HPU, 63-52	Boone
2-1-47	APP, 47-43	Boone
2-15-47	HPU, 43-37	High Point
2-14-48	HPU, 54-48	High Point
2-23-48	HPU, 66-61	Boone
2-28-48	APP, 74-59	Elkin
1-18-49	HPU, 60-57	High Point
2-15-49	APP, 81-69	Boone
1-17-50	HPU, 60-50	High Point
1-31-50	HPU, 71-60	Boone
1-27-51	APP, 95-65	High Point
2-10-51	APP, 66-62	Boone
1-26-52	HPU, 67-63	High Point
2-9-52	APP, 77-66	Boone
1953	HPU, 80-70	High Point
1953	HPU, 87-77	Boone
1953	HPU, 81-73	High Point
1-16-54	HPU, 84-62	High Point
2-13-54	APP, 77-71	Boone
1-15-55	HPU, 80-77	High Point
2-12-55	APP, 98-87	Boone
1-7-56	APP, 86-75	Boone
2-12-56	APP, 81-80	High Point
1957	HPU, 60-56	Boone
1957	HPU, 80-59	High Point
1958	HPU, 73-63	High Point
1958	HPU, 78-63	Boone
1959	HPU, 80-63	High Point
1959	APP, 82-71	Boone
1-16-60	HPU, 74-72	Boone
2-13-60	APP, 90-88	High Point

1-14-61	APP, 84-61	Boone
2-8-61	HPU, 80-68	Boone
2-24-61	HPU, 84-73	Lexington
1-13-62	APP, 76-70	Boone
2-10-62	HPU, 69-67	High Point
1963	HPU, 61-48	Boone
1963	HPU, 74-50	High Point
1963	HPU, 72-60	Lexington
1964	HPU, 83-68	High Point
1964	HPU, 87-64	Boone
1964	HPU, 88-57	Lexington
1965	APP, 85-69	Boone
1965	HPU, 79-58	High Point
1-5-66	HPU, 77-73	Boone
2-12-66	HPU, 67-62	High Point
2-26-66	HPU, 59-55	Lexington
1-14-67	APP, 86-84	Boone
2-11-67	APP, 68-65	High Point
1968	HPU, 88-81	Boone
1968	HPU, 97-88	High Point
1-11-69	APP, 89-85	Boone
2-8-69	HPU, 107-71	High Point
1-10-70	APP, 79-60	Boone
2-7-70	HPU, 84-81	High Point
1-9-71	HPU, 89-86	Boone
2-6-71	HPU, 76-66	High Point
2-5-72	APP, 72-65	Boone
2-21-72	HPU, 70-61	High Point
2-19-2011	APP, 82-81	High Point
11-13-2012	HPU, 86-64	Boone

**Hiwassee**

**Games:** 2  
**Series Record:** 2-0  
**At Boone:** APP leads 1-0  
**At Madisonville, Tenn.:** APP leads 1-0

1928	APP, 42-18	Madisonville
1928	APP, 32-30	Boone

**Hofstra**

**Games:** 2  
**Series Record:** 0-2  
**At Boone:** HOF leads 1-0  
**At Holmes Convocation Center:** HOF leads 1-0  
**At Hempstead, N.Y.:** HOF leads 1-0

12-7-2014	HOF, 68-51	Boone
12-6-2015	HOF, 86-80	Hempstead

**Howard**

**Games:** 2  
**Series Record:** 2-0  
**At Boone:** APP leads 1-0  
**At Holmes Convocation Center:** APP leads 1-0  
**At Washington D.C.:** APP leads 1-0

12-4-2018	APP, 100-86	Boone
12-14-2019	APP, 81-59	Washington D.C.

**Indiana**

**Games:** 1  
**Series Record:** 0-1  
**At Indianapolis, Ind.:** UI leads 1-0

12-29-95	UI, 103-59	Indianapolis
----------	------------	--------------

**Indiana State**

**Games:** 1  
**Series Record:** 0-1

**At Terre Haute, Ind.:** ISU leads 1-0

12-30-2000	ISU, 76-62	Terre Haute
------------	------------	-------------

**Iona**

**Games:** 1  
**Series Record:** 0-1  
**At New Rochelle, N.Y.:** IONA leads 1-0

11-9-2021	IONA, 65-53	New Rochelle
-----------	-------------	--------------

**Iowa State**

**Games:** 1  
**Series Record:** 0-1  
**At Myrtle Beach, S.C.:** ISU leads 1-0

11-16-2017	ISU, 104-98	Myrtle Beach
------------	-------------	--------------

**Jacksonville**

**Games:** 2  
**Series Record:** 2-0  
**At Boone:** APP leads 2-0  
**At Holmes Convocation Center:** APP leads 1-0  
**At Jacksonville, Fla.:** App leads 1-0

12-4-2014	APP, 67-56	Jacksonville
11-14-2015	APP, 76-68	Boone

**Jacksonville State**

**Games:** 1  
**Series Record:** 1-0  
**At Jacksonville, Ala.:** App leads 1-0

1-12-52	APP, 75-63	Jacksonville
---------	------------	--------------

**James Madison**

**Games:** 10  
**Series Record:** 7-3  
**At Boone:**  
**At Holmes Convocation Center:**  
**At Harrisonburg, Va.**

12-30-2002	APP, 83-68	Harrisonburg
12-30-2003	APP, 58-53	Boone
11-29-2004	APP, 78-69	Boone
11-28-2005	JMU, 81-79	Harrisonburg
12-17-2016	APP, 73-61	Boone
11-22-2017	JMU, 99-105	Harrisonburg
1-6-2023	APP, 71-62	Harrisonburg
2-4-2023	JMU, 63-57	Boone
1-13-2024	APP, 59-55	Harrisonburg
1-27-2024	APP, 82-76	Boone

**Johnson Bible**

**Games:** 3  
**Series Record:** 3-0  
**At Boone:** APP leads 3-0  
**At Knoxville, Tenn.:** APP leads 2-0

1929	APP, 31-12	Knoxville
1930	APP, 41-17	Boone
1930	APP, 18-16	Knoxville

**Kannapolis YMCA**

**Games:** 2  
**Series Record:** 2-0  
**At Boone:** APP leads 1-0  
**At Kannapolis:** APP leads 1-0

12-3-49	APP, 79-55	Boone
12-8-49	APP, 62-49	Kannapolis

**Kansas**

**Games:** 1  
**Series Record:** 0-1



**At Lawrence, Kan.:** KU leads 1-0  
12-7-87 KU, 73-62 Lawrence

## Kansas Wesleyan

**Games:** 1  
**Series Record:** 1-0  
**At Kansas City, Mo.:** APP leads 1-0  
1942 APP, 54-40 Kansas City

## Kennesaw State

**Games:** 1  
**Series Record:** 0-1  
**At Boone:** KEN leads 1-0  
**At Holmes Convocation Center:** KEN leads 1-0  
11-19-2022 KEN, 71-67 Boone

## Kentucky

**Games:** 1  
**Series Record:** 0-1  
**At Louisville, Ky.:** UK leads 1-0  
12-20-2008 UK, 93-69 Louisville

## Kent State

**Games:** 1  
**Series Record:** 0-1  
**At Indianapolis, Ind.:** KENT leads 1-0  
12-30-95 KENT, 63-62 Indianapolis

## King

**Games:** 15  
**Series Record:** 14-1  
**At Boone:** APP leads 7-1  
**At Bristol, Tenn.:** APP leads 5-0  
1931 APP, 33-29 Bristol  
1937 APP, 37-33 Bristol  
1937 APP, 44-37 Boone  
1940 APP, 61-50 Boone  
1940 APP, 41-34 Bristol  
1941 APP, 50-33 Bristol  
1941 APP, 56-56 Boone  
1-30-46 APP, 57-20 Boone  
2-16-46 APP, 39-27 Bristol  
1-26-55 APP, 86-66 Boone  
1955 APP, 96-74 Boone  
11-17-98 APP, 80-40 Boone  
2-1-2010 KC, 87-76 Boone

## Lander

**Games:** 4  
**Series Record:** 4-0  
**At Boone:** APP leads 3-0  
**At Greenwood, S.C.:** APP leads 1-0  
1-13-70 APP, 68-60 Greenwood  
2-22-71 APP, 62-61 Boone  
12-6-89 APP, 80-70 Boone  
12-1-92 APP, 95-65 Boone

## LaSalle

**Games:** 1  
**Series Record:** 1-0  
**At Virgin Islands:** APP leads 1-0  
11-24-2003 APP, 59-48 Virgin Islands

## Lawrence Tech

**Games:** 1  
**Series Record:** 0-1

**At Kansas City, Mo.:** LTU leads 1-0  
3-10-48 LTU, 76-48 Kansas City

## Lees-McRae

**Games:** 5  
**Series Record:** 5-0  
**At Boone:** APP leads 5-0  
**At Holmes Convocation Center:** APP leads 4-0  
11-27-99 APP, 117-94 Boone  
11-17-2009 APP, 77-44 Boone  
11-11-2011 APP, 90-61 Boone  
11-19-2013 APP, 91-63 Boone

## Lenoir-Rhyne

**Games:** 116  
**Series Record:** 58-58  
**At Boone:** APP leads 35-19  
**At Hickory:** LRU leads 29-18  
**At High Point:** LRU leads 1-0  
**At Elkin:** LRU leads 1-0  
**At Statesville:** APP leads 1-0  
**At Spindale:** LRU leads 1-0  
**At Lexington:** LRU leads 4-1  
**At Greensboro:** APP leads 1-0  
1920 LRU, 15-14 Boone  
1929 LRU, 23-14 Boone  
1929 LRU, 35-33 Hickory  
1930 LRU, 27-17 Hickory  
1930 APP, 22-17 Boone  
1931 APP, 30-17 Boone  
1931 APP, 29-21 Hickory  
1932 APP, 32-26 Boone  
1932 LRU, 28-22 Hickory  
1933 APP, 51-20 Boone  
1933 APP, 38-28 Hickory  
1934 APP, 46-43 Hickory  
1934 APP, 36-28 Boone  
1935 LRU, 66-40 Boone  
1935 LRU, 56-55 Hickory  
1936 LRU, 43-30 Boone  
1936 LRU, 44-19 Hickory  
1937 LRU, 26-24 Boone  
1938 APP, 43-34 Boone  
1938 LRU, 35-29 Hickory  
1939 LRU, 38-37 Hickory  
1939 APP, 45-34 Boone  
1940 APP, 45-38 Hickory  
1940 APP, 48-28 Boone  
1941 APP, 91-41 Boone  
1941 APP, 66-45 Hickory  
1-30-45 APP, 31-29 Hickory  
2-6-45 APP, 31-29 Hickory  
2-5-46 APP, 64-42 Hickory  
2-21-46 APP, 70-45 Boone  
1-18-47 APP, 67-35 Hickory  
2-20-47 APP, 62-52 Hickory  
2-24-47 LRU, 64-63 High Point  
1-17-48 LRU, 70-63 Hickory  
2-18-48 APP, 74-68 Boone  
1-8-49 APP, 53-50 Boone  
2-5-49 APP, 59-52 Hickory  
2-26-49 LRU, 57-55 Elkin  
1-7-50 APP, 60-50 Hickory  
2-4-50 APP, 58-48 Hickory  
2-24-50 APP, 84-76 Statesville  
1-6-51 APP, 78-57 Boone

2-3-51 APP, 80-61 Hickory  
1-5-52 APP, 86-63 Hickory  
2-2-52 APP, 73-54 Boone  
1953 APP, 86-72 Boone  
1953 LRU, 70-69 Hickory  
1-9-54 LRU, 78-65 Spindale  
2-6-54 LRU, 70-58 Boone  
2-26-54 LRU, 61-86 Lexington  
1-8-55 LRU, 90-79 Boone  
2-5-55 LRU, 107-76 Hickory  
2-24-55 LRU, 91-81 Lexington  
1-1-56 LRU, 98-68 Hickory  
2-4-56 LRU, 80-65 Boone  
1956 LRU, 99-63 Boone  
1957 LRU, 99-60 Hickory  
1958 LRU, 50-48 Boone  
1958 LRU, 86-55 Lexington  
1959 LRU, 74-45 Hickory  
1959 APP, 69-60 Boone  
1959 LRU, 82-68 Lexington  
12-22-59 APP, 72-71 Boone  
1-9-60 LRU, 81-68 Hickory  
2-6-60 APP, 73-71 Boone  
3-2-60 APP, 84-77 Boone  
1-7-61 LRU, 88-80 Boone  
2-4-61 LRU, 93-80 Hickory  
3-1-61 LRU, 68-62 Boone  
1-6-62 LRU, 85-75 Hickory  
2-3-62 APP, 64-58 Boone  
1963 LRU, 68-49 Hickory  
1963 APP, 77-72 Boone  
1964 LRU, 67-55 Boone  
1964 LRU, 65-57 Hickory  
1-9-65 APP, 95-72 Boone  
1-28-65 LRU, 79-68 Hickory  
1-8-66 LRU, 82-74 Hickory  
2-5-66 APP, 78-72 Boone  
2-24-66 APP, 75-64 Lexington  
2-4-67 LRU, 77-68 Hickory  
2-25-67 APP, 95-68 Boone  
1968 APP, 78-72 Greensboro  
1968 APP, 79-74 Boone  
1968 APP, 69-59 Hickory  
12-7-68 APP, 66-64 Boone  
12-28-68 LRU, 71-67 Hickory  
2-1-68 LRU, 86-71 Hickory  
1-31-70 LRU, 71-64 Hickory  
2-21-70 LRU, 70-61 Boone  
1-30-71 APP, 72-68 Boone  
1-29-72 LRU, 87-74 Hickory  
2-19-72 LRU, 99-80 Boone  
1-27-73 LRU, 96-74 Hickory  
2-17-73 LRU, 84-78 Boone  
1-26-74 LRU, 82-77 Hickory  
2-16-74 APP, 63-60 Boone  
2-10-75 LRU, 70-61 Boone  
2-20-75 APP, 88-80 Hickory  
12-6-75 APP, 75-61 Boone  
1-24-76 LRU, 72-67 Hickory  
12-4-76 APP, 72-64 Boone  
1-22-77 APP, 82-81 Hickory  
12-3-77 LRU, 73-72 Hickory  
2-11-78 LRU, 81-79 Boone  
12-2-78 APP, 94-57 Boone  
12-1-79 APP, 47-45 Boone  
1-14-81 APP, 79-66 Boone  
11-30-81 APP, 76-69 Boone

12-8-83 APP, 57-48 Boone

**Liberty**

**Games:** 6

**Series Record:** 5-1

**At Boone:** APP leads 3-0

**At Holmes Convocation Center:** APP leads 1-0

**At Lynchburg, Va.:** Series tied 1-1

**At Nashville, Tenn.:** APP leads 1-0

1-28-87 APP, 74-60 Boone  
 11-30-88 APP, 95-77 Boone  
 1-24-89 APP, 73-62 Lynchburg  
 11-30-2000 LU, 68-52 Lynchburg  
 12-1-2001 APP, 95-77 Boone  
 11-26-2015 APP, 73-62 Nashville

**Limestone**

**Games:** 4

**Series Record:** 4-0

**At Boone:** APP leads 4-0

1-3-81 APP, 77-56 Boone  
 12-15-84 APP, 100-74 Boone  
 12-14-85 APP, 86-79 Boone  
 11-15-97 APP, 81-55 Boone

**Lincoln Memorial**

**Games:** 9

**Series Record:** 5-4

**At Boone:** APP leads 2-0

**At Harrogate, Tenn.:** LMU leads 4-2

**At Jefferson City, Tenn.:** APP leads 1-0

1929 APP, 24-18 Harrogate  
 1934 APP, 49-40 Boone  
 1935 APP, 39-29 Boone  
 1941 APP, 48-40 Harrogate  
 12-18-45 LMU, 40-26 Harrogate  
 12-19-45 LMU, 40-30 Harrogate  
 2-16-45 LMU, 59-20 Harrogate  
 2-17-45 LMU, 71-41 Harrogate  
 12-8-60 APP, 66-59 Jefferson City

**Lipscomb**

**Games:** 1

**Series Record:** 1-0

**At Murfreesboro, Tenn.:** APP leads 1-0

11-15-2007 APP, 81-58 Murfreesboro

**Little Rock**

**Games:** 17

**Series Record:** 9-8

**At Boone:** APP leads 4-2

**At Holmes Convocation Center:** APP leads 4-2

**At Little Rock, Ark.:** Series tied 3-3

**At New Orleans, La.:** APP leads 1-0

**At Pensacola, Fla.:** APP leads 1-0

11-18-2005 APP, 75-65 Boone  
 12-20-2005 ULR, 78-63 Little Rock  
 1-14-2016 ULR, 81-55 Little Rock  
 3-3-2016 APP, 69-63 Boone  
 1-7-2017 ULR, 76-68 Boone  
 2-6-2017 ULR, 69-62 Little Rock  
 1-25-2018 APP, 72-67 Boone  
 2-25-2018 APP, 69-67 Little Rock  
 3-7-2018 APP, 93-64 New Orleans  
 1-26-2019 APP, 77-73 Little Rock  
 1-18-2020 ULR, 73-57 Boone

3-5-2021 APP, 69-67 Pensacola  
 1-29-2022 APP, 72-57 Boone  
 2-23-2022 APP, 78-66 Little Rock

**Longwood**

**Games:** 2

**Series Record:** 2-0

**At Boone:** APP leads 1-0

**At Holmes Convocation Center:** APP leads 1-0

**At Farmville, Va.:** APP leads 1-0

1-31-2005 APP, 89-59 Farmville  
 2-16-2005 APP, 79-65 Boone

**Louisiana**

**Games:** 11

**Series Record:** 3-8

**At Boone:** ULL leads 2-5

**At Holmes Convocation Center:** ULL leads 2-5

**At Lafayette, La.:** ULL leads 1-3

1-5-2015 ULL, 80-64 Boone  
 2-5-2015 ULL, 81-66 Lafayette  
 1-2-2016 ULL, 79-58 Lafayette  
 2-4-2016 ULL, 87-76 Boone  
 2-27-2017 ULL, 77-62 Boone  
 1-4-2018 ULL, 78-45 Lafayette  
 1-31-2019 APP, 104-77 Boone  
 3-3-2019 APP, 90-80 Lafayette  
 1-6-2020 ULL, 81-73 Boone  
 12-30-2021 ULL, 71-55 Boone  
 2-17-2024 APP, 85-73 Boone

**Louisville**

**Games:** 2

**Series Record:** 1-1

**At Louisville, Ky.:** Series tied 1-1

11-23-2009 UL, 80-53 Louisville  
 11-15-2022 APP, 61-60 Louisville

**Loyola-Chicago**

**Games:** 2

**Series Record:** 2-0

**At Boone:** APP leads 1-0

**At Chicago, Ill.:** APP leads 1-0

1-2-95 APP, 84-75 Chicago  
 12-21-95 APP, 78-70 Boone

**Loyola-Maryland**

**Games:** 1

**Series Record:** 1-0

**At Honolulu, Hawaii:** APP leads 1-0

12-22-87 APP, 85-69 Honolulu

**LSU**

**Games:** 1

**Series Record:** 0-1

**At Bloomington, Ind.:** LSU leads 1-0

3-10-79 LSU, 71-57 Bloomington

**Luther Rice**

**Games:** 1

**Series Record:** 1-0

**At Boone:** APP leads 1-0

12-11-70 APP, 109-66 Boone

**Lynchburg**

**Games:** 2

**Series Record:** 2-0

**At Boone:** APP leads 2-0

1931 APP, 35-24 Boone  
 3-9-67 APP, 100-84 Boone

**Marquette**

**Games:** 3

**Series Record:** 0-3

**At Milwaukee, Wisc.:**

12-19-96 MARQ, 74-37 Milwaukee  
 12-4-99 MARQ, 57-51 Milwaukee  
 12-7-2002 MARQ, 101-78 Milwaukee

**Mars Hill**

**Games:** 15

**Series Record:** 11-4

**At Boone:** APP leads 11-1

**At Holmes Convocation Center:** APP leads 3-0

**At Mars Hill:** MH leads 4-0

1928 MH, 32-23 Mars Hill  
 1963 APP, 83-36 Boone  
 1964 MH, 74-72 Mars Hill  
 2-7-66 APP, 88-71 Boone  
 1-25-71 MH, 69-66 Mars Hill  
 2-13-71 APP, 90-70 Boone  
 12-1-71 MH, 75-73 Boone  
 1-10-72 MH, 89-77 Mars Hill  
 1-18-82 APP, 67-44 Boone  
 12-8-82 APP, 86-67 Boone  
 12-9-86 APP, 82-65 Boone  
 11-23-91 APP, 87-64 Boone  
 12-9-95 APP, 112-77 Boone  
 12-18-2000 APP, 82-52 Boone  
 11-22-2002 APP, 104-72 Boone  
 11-6-2018 APP, 125-62 Boone

**Marshall**

**Games:** 54

**Series Record:** 20-34

**At Boone:** APP leads 13-10

**At Holmes Convocation Center:** MU leads 1-2

**At Huntington, W. Va.:** MU leads 19-5

**At Roanoke, Va.:** Series tied 1-1

**At Asheville:** MU leads 3-1

**At Greensboro:** MU leads 1-0

12-30-76 MU, 84-79 Huntington  
 1-23-78 MU, 88-77 Boone  
 12-9-78 APP, 81-56 Boone  
 1-27-79 APP, 78-66 Huntington  
 12-20-79 MU, 74-65 Huntington  
 2-4-80 APP, 47-41 Boone  
 2-29-80 MU, 91-76 Roanoke  
 1-5-81 MU, 58-52 Huntington  
 1-24-81 APP, 75-56 Boone  
 3-6-81 APP, 77-62 Roanoke  
 1-9-82 APP, 65-60 Boone  
 2-15-82 MU, 61-49 Huntington  
 1-22-83 MU, 95-76 Boone  
 2-25-83 MU, 83-69 Huntington  
 1-23-84 APP, 84-83 Boone  
 2-13-84 MU, 84-77 Huntington  
 3-3-84 MU, 97-67 Asheville  
 1-14-85 MU, 76-67 Boone  
 2-7-85 MU, 93-82 Huntington  
 1-11-86 MU, 69-67 Huntington  
 2-24-86 MU, 60-59 Boone



1-10-87	MU, 85-72	Huntington
2-23-87	MU, 75-69	Boone
2-27-87	MU, 76-61	Asheville
1-16-88	MU, 88-80	Boone
2-22-88	MU, 101-72	Huntington
1-28-89	MU, 83-76	Boone
2-27-89	MU, 97-96	Huntington
3-3-89	MU, 83-69	Asheville
1-27-90	MU, 82-75	Huntington
2-26-90	APP, 82-69	Boone
1-26-91	APP, 90-82	Boone
2-25-91	MU, 96-85	Huntington
1-25-92	APP, 75-72	Huntington
2-24-92	APP, 68-61	Boone
1-6-93	APP, 111-92	Boone
1-31-93	MU, 82-79	Huntington
1-4-94	MU, 95-86	Huntington
1-31-94	APP, 102-77	Boone
1-14-95	MU, 93-80	Huntington
2-13-95	MU, 70-69	Boone
3-3-95	APP, 93-82	Asheville
1-13-96	APP, 89-87	Boone
2-14-96	MU, 95-64	Huntington
1-25-97	MU, 70-67	Huntington
2-10-97	APP, 77-69	Boone
3-1-97	MU, 84-78	Greensboro
12-17-2005	APP, 73-65	Huntington
1-4-2006	MU, 64-60	Boone
3-22-2010	APP, 80-72	Huntington
12-29-2022	MU, 79-53	Huntington
2-2-2022	MU, 66-58	Boone
2-15-2024	APP, 73-58	Boone
2-24-2024	APP, 65-58	Huntington

## Martin Methodist

<b>Games: 1</b>		
<b>Series Record: 1-0</b>		
<b>At Boone: APP leads 1-0</b>		
12-31-97	APP, 80-67	Boone

## Maryland

<b>Games: 2</b>		
<b>Series Record: 0-2</b>		
At College Park, Md.:		
1-2-75	UM, 96-50	College Park
12-18-76	UM, 76-74	College Park

## McCrary

<b>Games: 4</b>		
<b>Series Record: 1-3</b>		
<b>At Boone: APP leads 1-0</b>		
12-15-47	MCC, 62-57	
1-7-48	APP, 74-59	Boone
2-7-50	MCC, 54-51	
2-10-50	MCC, 64-54	

## Mercer

<b>Games: 4</b>		
<b>Series Record: 0-4</b>		
<b>At Macon, Ga.: MER leads 3-0</b>		
<b>At Nashville, Tenn.: MER leads 1-0</b>		
1956	MER, 89-78	Macon
1957	MER, 91-78	Macon
2-7-72	MER, 101-70	Macon
11-27-2015	MER, 71-70	Nashville

## Methodist

<b>Games: 2</b>		
<b>Series Record: 2-0</b>		
<b>At Boone: APP leads 1-0</b>		
<b>At Holmes Convocation Center: APP leads 1-0</b>		
11-30-87	APP, 108-85	Boone
12-1-2005	APP, 87-69	Boone

## Mexico

<b>Games: 1</b>		
<b>Series Record: 0-1</b>		
<b>At Boone: APP leads 1-0</b>		
1940	APP, 52-33	Boone

## Michigan

<b>Games: 1</b>		
<b>Series Record: 0-1</b>		
<b>At Ann Arbor, Mich.:</b>		
11-5-2019	MICH, 79-71	Ann Arbor

## Miami

<b>Games: 2</b>		
<b>Series Record: 0-2</b>		
<b>At Coral Gables, Fla.:</b>		
12-30-2004	UM, 80-63	Coral Gables
12-30-2011	UM, 84-54	Coral Gables

## Middle Tennessee

<b>Games: 3</b>		
<b>Series Record: 2-1</b>		
<b>At Boone: APP leads 16-5</b>		
<b>At Holmes Convocation Center: APP leads 1-0</b>		
<b>At Murfreesboro, Tenn.: Series tied 1-1</b>		
12-15-69	MTSU, 53-50	Murfreesboro
2-1-71	APP, 74-68	Boone
11-17-2007	APP, 84-79	Murfreesboro

## Milligan

<b>Games: 29</b>		
<b>Series Record: 20-9</b>		
<b>At Boone: APP leads 16-5</b>		
<b>At Holmes Convocation Center: APP leads 8-0</b>		
<b>At Elizabethton, Tenn.: APP leads 5-4</b>		
1926	MILL, 46-32	Elizabethton
1926	APP, 21-19	Boone
1935	APP, 51-49	Elizabethton
1935	APP, 50-48	Boone
1936	MILL, 38-31	Boone
1937	APP, 34-33	Elizabethton
1937	APP, 40-25	Boone
1-5-45	MILL, 74-22	Elizabethton
2-3-45	MILL, 91-48	Boone
1-8-46	APP, 43-38	Elizabethton
2-2-46	MILL, 47-46	Boone
12-9-47	APP, 60-50	Elizabethton
1-10-48	APP, 65-51	Boone
12-5-50	APP, 79-64	Elizabethton
12-5-52	APP, 95-48	Boone
12-2-53	MILL, 81-66	Boone
12-4-53	MILL, 83-73	Elizabethton
12-1-54	MILL, 77-61	Elizabethton
12-4-54	APP, 82-79	Boone
12-9-80	APP, 82-75	Boone
1-8-83	MILL, 43-41	Boone
11-30-96	APP, 87-49	Boone
12-18-2004	APP, 98-67	Boone

12-30-2008	APP, 112-47	Boone
12-17-2009	APP, 113-91	Boone
12-30-2010	APP, 91-71	Boone
11-26-2011	APP, 81-58	Boone
12-30-2012	APP, 71-51	Boone
12-21-2013	APP, 100-68	Boone
12-20-2018	APP, 99-60	Boone

## Minnesota

<b>Games: 2</b>		
<b>Series Record: 0-2</b>		
<b>At Minneapolis, Minn.: MINN leads 2-0</b>		
11-21-98	MINN, 81-67	Minneapolis
12-6-2011	MINN, 70-56	Minneapolis

## Mississippi State

<b>Games: 1</b>		
<b>Series Record: 0-1</b>		
<b>At Starkville, Miss.: MSU leads 1-0</b>		
11-19-2010	MSU, 76-74	Starkville

## Missouri

<b>Games: 1</b>		
<b>Series Record: 0-1</b>		
<b>At Columbia, Mo.: UM leads 1-0</b>		
12-1-2012	UM, 72-56	Columbia

## Monmouth

<b>Games: 1</b>		
<b>Series Record: 0-1</b>		
<b>At Virgin Islands:</b>		
11-11-2003	MON, 69-65	Virgin Islands

## Montana State

<b>Games: 7</b>		
<b>Series Record: 3-4</b>		
<b>At Boone: APP leads 2-1</b>		
<b>At Billings, Mont.: MSU leads 1-2</b>		
<b>At Greensboro: MSU leads 1-0</b>		
12-3-90	APP, 101-81	Boone
12-28-90	APP, 84-82	Billings
12-30-91	MSU, 87-73	Billings
12-5-92	APP, 90-75	Boone
12-21-96	MSU, 96-74	Billings
12-9-97	MSU, 71-69	Boone
11-15-2019	MSU, 59-56	Greensboro

## Montreat

<b>Games: 5</b>		
<b>Series Record: 5-0</b>		
<b>At Boone: APP leads 5-0</b>		
<b>At Holmes Convocation Center: APP leads 5-0</b>		
1-14-2006	APP, 105-57	Boone
11-20-2006	APP, 78-63	Boone
11-16-2010	APP, 101-71	Boone
11-9-2012	APP, 86-54	Boone
12-11-2016	APP, 116-57	Boone

## Morgan State

<b>Games: 1</b>		
<b>Series Record: 1-0</b>		
<b>At Boone: APP leads 1-0</b>		
<b>At Holmes Convocation Center: APP leads 1-0</b>		
11-28-2009	APP, 93-92	Boone

## Mountain City

**Games:** 2  
**Series Record:** 2-0  
**At Boone:** APP leads 1-0  
**At Holmes Convocation Center:** APP leads 1-0  
 1926 APP, 21-7 Boone  
 1926 APP, 23-12 Mountain City

## Murray State

**Games:** 1  
**Series Record:** 1-0  
**At Fort Myers, Fla.:** APP leads 1-0  
 11-22-2023 APP, 67-57 Fort Myers

## Nebraska

**Games:** 3  
**Series Record:** 1-2  
**At Boone:** APP leads 1-0  
**At Lincoln, Neb.:** UNL leads 2-0  
 12-19-92 UNL, 93-83 Lincoln  
 12-1-93 APP, 91-82 Boone  
 12-31-94 UNL, 108-71 Lincoln

## New Orleans

**Games:** 1  
**Series Record:** 0-1  
**At Hilo, Hawaii:** UNO leads 1-0  
 12-21-87 UNO, 79-64 Hilo

## Newberry

**Games:** 17  
**Series Record:** 14-3  
**At Boone:** APP leads 9-0  
**At Newberry, S.C.:** APP leads 5-3  
 1-18-62 APP, 100-79 Boone  
 2-5-62 NEW, 67-64 Newberry  
 1963 APP, 72-64 Newberry  
 1963 APP, 52-50 Boone  
 12-5-63 APP, 107-63 Boone  
 1964 APP, 84-56 Newberry  
 1964 APP, 51-49 Boone  
 1965 APP, 87-60 Newberry  
 12-5-65 APP, 86-52 Boone  
 1-10-66 APP, 69-67 Newberry  
 12-3-66 APP, 75-73 Newberry  
 1-9-67 APP, 83-73 Boone  
 1967 APP, 76-72 Boone  
 1968 NEW, 78-72 Newberry  
 1-6-69 APP, 105-83 Boone  
 2-18-69 NEW, 98-90 Newberry  
 3-5-70 APP, 80-53 Boone

## Newland

**Games:** 1  
**Series Record:** 1-0  
**At Boone:** APP leads 1-0  
 1926 APP, 44-8 Boone

## Niagara

**Games:**  
**Series Record:** 1-2  
**At Boone:** NU leads 2-0  
**At Lewiston, N.Y.:** NU leads 2-0  
**At Pittsburgh, Pa.:** NU leads 1-0  
 1-4-97 NU, 82-74 Lewiston  
 1-7-98 NU, 87-74 Boone  
 12-30-2005 NU, 79-70 Pittsburgh

2-23-2008 NU, 76-75 Boone  
 11-22-2008 NU, 95-80 Lewiston

## Nicholls State

**Games:** 1  
**Series Record:** 1-0  
**At Yongstown, Ohio:** APP leads 1-0  
 12-22-89 APP, 83-66 Youngstown

## Norfolk State

**Games:** 1  
**Series Record:** 0-1  
**At Bloomington, Ohio:**  
 3-18-2021 NSU, 54-53 Bloomington

## North Carolina

**Games:** 7  
**Series Record:** 0-7  
**At Boone:** UNC leads 1-0  
**At Holmes Convocation Center:** UNC leads 1-0  
**At Chapel Hill:** UNC leads 6-0  
 1940 UNC, 58-49 Chapel Hill  
 1-17-98 UNC, 96-63 Chapel Hill  
 11-13-98 UNC, 87-64 Chapel Hill  
 11-17-2000 UNC, 99-69 Boone  
 12-17-2011 UNC, 97-82 Chapel Hill  
 12-21-2021 UNC, 70-50 Chapel Hill

## North Carolina A&T

**Games:** 3  
**Series Record:** 1-2  
**At Boone:** APP leads 1-0  
**At Greensboro:** A&T leads 1-0  
**At Charlotte:** A&T leads 1-0  
 12-28-83 A&T, 75-63 Charlotte  
 1-31-85 APP, 72-67 Boone  
 2-20-85 A&T, 85-59 Greensboro

## North Carolina Central

**Games:** 3  
**Series Record:** 2-1  
**At Boone:** APP leads 2-0  
**At Holmes Convocation Center:** APP leads 2-0  
**At Durham:** NCC leads 1-0  
 11-22-2013 NCC, 76-70 Durham  
 12-8-2018 APP, 82-73 Boone  
 11-10-2022 APP, 79-74 Boone

## NC Deaf School

**Games:** 2  
**Series Record:** 1-2  
**At Boone:** APP leads 1-0  
**At Morganton:**  
 1926 APP, 43-27 Boone  
 1926 NCDS, 42-32 Morganton

## NC State

**Games:** 14  
**Series Record:** 1-13  
**At Raleigh:** NCSU leads 1-13  
 1940 APP, 39-25 Raleigh  
 11-27-72 NCSU, 130-53 Raleigh  
 1-7-76 NCSU, 83-51 Raleigh  
 12-8-76 NCSU, 70-49 Raleigh  
 11-26-77 NCSU, 97-79 Raleigh  
 1-2-79 NCSU, 58-50 Raleigh  
 12-6-79 NCSU, 59-53 Raleigh

12-17-80 NCSU, 71-47 Raleigh  
 12-9-81 NCSU, 66-38 Raleigh  
 11-27-89 NCSU, 97-67 Raleigh  
 12-10-2005 NCSU, 92-68 Raleigh  
 11-8-2013 NCSU, 98-77 Raleigh  
 12-15-2016 NCSU, 97-64 Raleigh  
 12-29-2019 NCSU, 72-60 Raleigh

## NC Wesleyan

**Games:** 1  
**Series Record:** 1-0  
**At Boone:** APP leads 1-0  
**At Holmes Convocation Center:** APP leads 1-0  
 12-6-2020 APP, 81-57 Boone

## North Georgia

**Games:** 1  
**Series Record:** 1-0  
**At Dahlonega, Ga.:** APP leads 1-0  
 1-11-52 APP, 99-48 Dahlonega

## North Greenville

**Games:** 3  
**Series Record:** 3-0  
**At Boone:** APP leads 3-0  
**At Holmes Convocation Center:** APP leads 3-0  
 12-13-2001 APP, 91-44 Boone  
 11-13-2006 APP, 109-71 Boone  
 12-4-2013 APP, 78-70 Boone

## North Texas

**Games:** 1  
**Series Record:** 0-1  
**At Honolulu, Hawaii:** UNT leads 1-0  
 12-20-90 UNT, 89-83 Honolulu

## North Wilkesboro

**Games:** 2  
**Series Record:** 2-0  
**At Boone:** APP leads 1-0  
**At Wilkesboro:** APP leads 1-0  
 1926 APP, 32-26 Wilkesboro  
 1926 APP, 24-16 Boone

## Northwest Missouri

**Games:** 1  
**Series Record:** 0-1  
 1943 NWMO, 46-34

## Northern Illinois

**Games:** 1  
**Series Record:** 0-1  
**At Dekalb, Ill.:** NIU leads 1-0  
 11-11-2023 NIU, 91-78 Dekalb

## Oakland City

**Games:** 1  
**Series Record:** 1-0  
**At Boone:** APP leads 1-0  
**At Holmes Convocation Center:** APP leads 1-0  
 11-7-2023 APP, 87-49 Boone

## Ohio

**Games:** 2  
**Series Record:** 0-2  
**At Casper, Wyo.:** OHIO leads 1-0



**At Athens, Ohio:** OHIO leads 1-0  
 12-27-91 OHIO, 92-76 Casper  
 11-15-2014 OHIO, 73-47 Athens

## Ohio State

**Games:** 2  
**Series Record:** 0-2  
**At Nashville, Tenn.:** OSU leads 1-0  
**At Columbus, Ohio:** OSU leads 1-0  
 3-17-2000 OSU, 87-61 Nashville  
 12-16-2017 OSU, 80-67 Columbus

## Oklahoma State

**Games:** 2  
**Series Record:** 0-2  
**At Tulsa, Okla.:** OSU leads 1-0  
**At Stillwater, Okla.:** OSU leads 1-0  
 12-2-94 OSU, 85-58 Tulsa  
 11-19-99 OSU, 87-75 Stillwater

## Ole Miss

**Games:** 2  
**Series Record:** 0-2  
**At Albuquerque, N.M.:** MISS leads 1-0  
**At Oxford, Miss.:** MISS leads 1-0  
 12-27-96 MISS, 75-63 Albuquerque  
 3-14-2007 MISS, 73-59 Oxford

## Old Dominion

**Games:** 4  
**Series Record:** 3-1  
**At Boone:**  
**At Holmes Convocation Center:**  
**At Norfolk, Va.:**  
 1-21-2023 APP, 72-58 Norfolk  
 2-18-2023 ODU, 74-63 Boone  
 2-22-2024 APP, 82-67 Norfolk  
 2-28-2024 APP, 89-64 Boone

## Oral Roberts

**Games:** 2  
**Series Record:** 0-2  
**At Tulsa, Okla.:** ORU leads 1-0  
**At Stillwater, Okla.:** ORU leads 1-0  
 12-3-94 ORU, 73-68 Tulsa  
 11-20-99 ORU, 78-68 Stillwater

## Oregon State

**Games:** 2  
**Series Record:** 0-2  
**At Hilo, Hawaii:** OSU leads 1-0  
**At Corvallis, Ore.:** OSU leads 1-0  
 11-24-2000 OSU, 60-37 Hilo  
 11-14-2023 OSU, 81-71 Corvallis

## Pacific

**Games:** 1  
**Series Record:** 0-1  
**At Boone:** PU leads 1-0  
**At Holmes Convocation Center:** PU leads 1-0  
 3-25-2010 PU, 64-56 Boone

## Parris Island Marine

**Games:** 1  
**Series Record:** 1-0  
**At Point Royal, S.C.:** APP leads 1-0

1933 APP, 61-31 Point Royal

## Pfeiffer

**Games:** 31  
**Series Record:** 25-6  
**At Boone:** APP leads 17-1  
**At Misenheimer:** APP leads 7-5  
 1956 PU, 93-76 Boone  
 1957 APP, 90-84 Misenheimer  
 1958 APP, 85-74 Boone  
 1958 APP, 95-78 Boone  
 1959 APP, 84-69 Misenheimer  
 2-14-59 APP, 104-76 Boone  
 12-3-59 APP, 69-68 Boone  
 1-27-60 APP, 89-63 Misenheimer  
 12-12-60 APP, 60-42 Misenheimer  
 1-25-61 APP, 78-63 Boone  
 12-7-61 APP, 66-63 Boone  
 1-15-62 PU, 65-58 Misenheimer  
 1962 APP, 71-57 Boone  
 1963 APP, 63-60 Misenheimer  
 1963 PU, 94-86 Misenheimer  
 1964 APP, 78-69 Boone  
 1964 APP, 61-57 Boone  
 1965 PU, 64-64 Misenheimer  
 12-2-65 APP, 63-58 Misenheimer  
 1-19-66 APP, 108-68 Boone  
 12-1-66 APP, 72-57 Boone  
 1-18-67 PU, 65-64 Misenheimer  
 1967 APP, 75-69 Misenheimer  
 1968 APP, 93-67 Boone  
 12-5-68 PU, 84-79 Misenheimer  
 1-15-69 APP, 86-56 Boone  
 12-10-75 APP, 78-74 Boone  
 11-28-78 APP, 84-71 Boone  
 1-25-82 APP, 57-56 Boone  
 11-29-99 APP, 104-90 Boone

## Piedmont

**Games:** 5  
**Series Record:** 4-1  
**At Boone:** APP leads 3-1  
**At Charlotte:** APP leads 1-0  
 1928 APP, 53-31 Charlotte  
 1928 APP, 32-29 Boone  
 1929 PMC, 35-30 Boone  
 1963 APP, 98-61 Boone  
 12-8-2003 APP, 92-36 Boone

## Pikeville

**Games:** 1  
**Series Record:** 1-0  
**At Boone:** APP leads 1-0  
 12-5-91 APP, 112-78 Boone

## Pittsburgh

**Games:** 1  
**Series Record:** 0-1  
**At Pittsburgh, Pa.:** PITT leads 1-0  
 12-18-99 PITT, 67-64 Pittsburgh

## Presbyterian

**Games:** 12  
**Series Record:** 10-2  
**At Boone:** APP leads 5-0  
**At Holmes Convocation Center:** APP leads 1-0

**At Clinton, S.C.:** APP leads 4-2

**At Jefferson City, Tenn.:** APP leads 1-0  
 1939 APP, 23-22 Clinton  
 12-9-69 APP, 84-56 Jefferson City  
 11-30-65 APP, 83-32 Boone  
 1-28-66 PC, 63-59 Clinton  
 11-29-66 APP, 112-78 Clinton  
 1-28-67 APP, 84-65 Boone  
 1967 APP, 95-61 Boone  
 1968 APP, 77-68 Clinton  
 1-13-69 APP, 70-61 Clinton  
 1-25-69 APP, 72-62 Boone  
 12-22-2012 APP, 78-70 Boone  
 12-18-2013 PC, 74-69 Clinton

## Purdue

**Games:** 2  
**Series Record:** 0-2  
**At West Lafayette, Ind.:** PUR leads 2-0  
 12-2-2000 PUR, 79-65 West Lafayette  
 11-15-2018 PUR, 92-70 West Lafayette

## Queens

**Games:** 1  
**Series Record:** 1-0  
**At Charlotte:** APP leads 1-0  
 12-13-2023 APP, 93-81 Charlotte

## Radford

**Games:** 2  
**Series Record:** 1-1  
**At Boone:**  
**At Radford, Va.:**  
 1-27-86 RU, 66-56 Radford  
 2-12-86 APP, 63-59 Boone

## Randolph-Macon

**Games:** 1  
**Series Record:** 1-0  
**At Boone:** APP leads 1-0  
 2-22-89 APP, 81-64 Boone

## Regent

**Games:** 1  
**Series Record:** 1-0  
**At Boone:** APP leads 1-0  
**At Holmes Convocation Center:** APP leads 1-0  
 12-17-2022 APP, 100-32 Boone

## Richmond

**Games:** 10  
**Series Record:** 1-9  
**At Boone:** RICH leads 1-3  
**At Holmes Convocation Center:** RICH leads 1-0  
**At Richmond, Va.:** RICH leads 4-0  
**At Charlotte:** RICH leads 1-0  
 12-7-72 APP, 67-65 Boone  
 1-29-73 RICH, 111-69 Richmond  
 12-3-73 RICH, 78-60 Richmond  
 2-4-74 RICH, 93-83 Boone  
 1-18-75 RICH, 101-70 Boone  
 2-26-75 RICH, 101-97 Richmond  
 12-1-75 RICH, 53-52 Richmond  
 1-10-76 RICH, 87-62 Charlotte  
 12-21-2000 RICH, 86-60 Boone

**Robert Morris**

**Games:** 4  
**Series Record:** 4-0  
**At Boone:** APP leads 2-0  
**At Holmes Convocation Center:** APP leads 2-0  
**At Pittsburgh, Pa.:** APP leads 2-0  
 12-20-99 APP, 76-64 Pittsburgh  
 11-20-2000 APP, 86-71 Boone  
 12-19-2009 APP, 65-52 Pittsburgh  
 12-18-2010 APP, 71-66 Boone

**Rutherford**

**Games:** 5  
**Series Record:** 4-1  
**At Boone:** APP leads 3-0  
**At Rutherford:** Series tied 1-1  
 1926 APP, 42-28 Boone  
 1928 APP, 32-27 Boone  
 1928 APP, 39-26 Rutherford  
 1929 APP, 27-20 Boone  
 1929 RC, 31-16 Rutherford

**Saint Francis (NY)**

**Games:** 1  
**Series Record:** 0-1  
**At Washington D.C.:**  
 11-29-2003 SFU, 68-63 Washington D.C.

**St. Andrews**

**Games:** 1  
**Series Record:** 1-0  
**At Boone:** APP leads 1-0  
**At Holmes Convocation Center:** APP leads 1-0  
 12-3-2019 APP, 90-58 Boone

**St. Bonaventure**

**Games:** 2  
**Series Record:** 1-1  
**At Boone:** APP leads 1-0  
**At St. Bonaventure, N.Y.:** SBU leads 1-0  
 1-7-95 SBU, 76-32 St. Bonaventure  
 1-6-96 APP, 61-58 Boone

**Saint Louis**

**Games:** 1  
**Series Record:** 0-1  
**At St. Louis, Mo.:** SLU leads 1-0  
 12-3-2018 SLU, 83-55 St. Louis

**Samford**

**Games:** 13  
**Series Record:** 8-5  
**At Boone:** APP leads 4-2  
**At Holmes Convocation Center:** APP leads 4-2  
**At Birmingham, Ala.:** APP leads 4-2  
**At Asheville:** SAM leads 1-0  
 1-17-2009 SAM, 68-56 Birmingham  
 2-28-2009 SAM, 72-63 Boone  
 1-28-2010 APP, 68-55 Birmingham  
 2-27-2010 APP, 82-68 Boone  
 12-4-2010 APP, 78-69 Birmingham  
 2-10-2011 APP, 65-59 Boone  
 1-5-2012 APP, 68-63 Birmingham  
 2-2-2012 SAM, 53-52 Boone  
 1-19-2013 SAM, 72-68 Birmingham  
 2-28-2013 APP, 70-67 Boone

2-13-2014 APP, 74-68 Boone  
 2-27-2014 APP, 63-57 Birmingham  
 3-7-2014 SAM, 70-56 Asheville

**San Diego**

**Games:** 1  
**Series Record:** 0-1  
**At Kansas City, Mo.:** SD lead 1-0  
 1940 SD, 48-46 Kansas City

**San Francisco**

**Games:** 1  
**Series Record:** 0-1  
**At Boone:** USF leads 1-0  
**At Holmes Convocation Center:** USF leads 1-0  
 11-25-2000 USF, 54-52 Boone

**San Jose State**

**Games:** 1  
**Series Record:** 0-1  
**At Murfreesboro, Tenn.:** SJSU leads 1-0  
 11-16-2007 SJSU, 64-62 Murfreesboro

**Shepherd**

**Games:** 1  
**Series Record:** 0-1  
**At Shepherdstown, W. Va.:** SHEP leads 1-0  
 1929 SHEP, 43-26 Shepherdstown

**Shorter**

**Games:** 1  
**Series Record:** 0-1  
**At Spindale:** SU leads 1-0  
 12-30-66 SU, 91-77 Spindale

**Simpson**

**Games:** 1  
**Series Record:** 1-0  
**At Kansas City, Mo.:** APP leads 1-0  
 1942 APP, 48-31 Kansas City

**South Alabama**

**Games:** 20  
**Series Record:** 6-14  
**At Boone:** USA leads 6-2  
**At Holmes Convocation Center:** USA leads 6-2  
**At Mobile, Ala.:** USA leads 7-4  
**At Pensacola, Fla.:** USA leads 1-0  
 1-8-2015 USA, 104-95 Mobile  
 1-22-2015 APP, 64-53 Boone  
 1-30-2016 USA, 73-60 Mobile  
 2-18-2016 USA, 75-71 Boone  
 2-18-2017 USA, 87-74 Mobile  
 1-20-2018 USA, 83-77 Mobile  
 2-15-2018 USA, 77-66 Boone  
 1-3-2019 USA, 79-73 Mobile  
 3-9-2019 USA, 78-71 Boone  
 12-19-2019 APP, 81-71 Mobile  
 2-20-2020 USA, 78-70 Boone  
 1-15-2021 USA, 73-64 Mobile  
 1-16-2021 APP, 83-77 Mobile  
 2-19-2021 USA, 65-63 Boone  
 2-20-2021 USA, 56-54 Boone  
 1-6-2022 APP, 72-64 Mobile  
 2-19-2022 APP, 69-51 Boone  
 2-11-2023 USA, 74-57 Mobile

3-2-2023 USA, 68-61 Pensacola  
 1-4-2024 APP, 91-84 Mobile

**South Carolina**

**Games:** 4  
**Series Record:** 0-4  
**At Columbia, S.C.:** USC leads 4-0  
 11-30-2002 USC, 71-56 Columbia  
 1-2-2004 USC, 78-58 Columbia  
 12-1-2004 USC, 91-57 Columbia  
 12-19-2012 USC, 74-69 Columbia

**South Carolina State**

**Games:** 4  
**Series Record:** 3-1  
**At Boone:** Series tied 1-1  
**At Orangeburg, S.C.:** APP leads 1-0  
**At Johnson City, Tenn.:** APP leads 1-0  
 3-6-70 SCSU, 90-80 Boone  
 11-24-78 APP, 65-60 Johnson City  
 2-6-80 APP, 70-61 Boone  
 11-25-2020 APP, 81-61 Orangeburg

**South Florida**

**Games:** 3  
**Series Record:** 1-2  
**At Boone:** APP leads 1-0  
**At Holmes Convocation Center:** APP leads 1-0  
**At Tampa, Fla.:** USF leads 2-0  
 11-25-94 USF, 86-71 Tampa  
 12-2-2017 APP, 84-61 Boone  
 12-15-2018 USF, 76-69 Tampa

**Southern Methodist**

**Games:** 2  
**Series Record:** 2-0  
**At Boone:** APP leads 1-0  
**At Holmes Convocation Center:** APP leads 1-0  
**At Dallas, Texas:** APP leads 1-0  
 12-17-2002 APP, 87-65 Boone  
 12-18-2003 APP, 85-82 Dallas

**Southeastern Louisiana**

**Games:** 1  
**Series Record:** 1-0  
**At Boone:** APP leads 1-0  
**At Holmes Convocation Center:** APP leads 1-0  
 11-20-2022 APP, 83-74 Boone

**Southern Miss**

**Games:** 3  
**Series Record:** 0-3  
**At Boone:** USM leads 1-0  
**At Hattiesburg, Miss.:** USM leads 2-0  
 1-17-90 USM, 96-91 Hattiesburg  
 2-4-91 USM, 98-74 Boone  
 12-31-2022 USM, 76-70 Hattiesburg

**Southwestern Louisiana**

**Games:** 2  
**Series Record:** 0-2  
**At Boone:** SWLA leads 1-0  
**At Lafayette, La.:** SWLA leads 1-0  
 12-28-89 SWLA, 104-96 Lafayette  
 12-12-90 SWLA, 89-84 Boone



## Stephen F. Austin

**Games:** 1  
**Series Record:** 0-1  
**At Nashville, Tenn.:** SFA leads 1-0  
11-29-2015 SFA, 94-84 Nashville

## Stetson

**Games:** 2  
**Series Record:** 0-2  
**At DeLand, Fla.:** SU leads 2-0  
1-15-57 SU, 110-61 DeLand  
12-5-80 SU, 65-58 DeLand

## Tennessee

**Games:** 6  
**Series Record:** 0-6  
**At Knoxville, Tenn.:** UT leads 6-0  
11-29-86 UT, 93-47 Knoxville  
11-28-97 UT, 69-46 Knoxville  
11-29-2001 UT, 97-66 Knoxville  
12-6-2005 UT, 89-81 Knoxville  
11-15-2016 UT, 103-94 Knoxville  
12-15-2020 UT, 79-38 Knoxville

## Tennessee State

**Games:** 1  
**Series Record:** 1-0  
**At Boone:** APP leads 1-0  
12-21-97 APP, 73-53 Boone

## Tennessee Tech

**Games:** 8  
**Series Record:** 6-2  
**At Boone:** APP leads 3-0  
**At Cookeville, Tenn.:** Series tied 2-2  
**At Greenville, S.C.:** APP leads 1-0  
**At Greensboro:** APP leads 1-0  
12-20-77 APP, 96-69 Greenville  
2-9-93 TTU, 96-88 Cookeville  
12-6-93 APP, 85-72 Boone  
12-20-2003 TTU, 86-78 Cookeville  
11-27-2004 APP, 98-87 Boone  
2-20-2010 APP, 81-68 Boone  
11-19-2011 APP, 68-63 Cookeville  
11-16-2019 APP, 69-47 Greensboro

## Tennessee Wesleyan

**Games:** 1  
**Series Record:** 1-0  
**At Boone:** APP leads 1-0  
12-30-99 APP, 112-48 Boone

## Texas

**Games:** 2  
**Series Record:** 0-2  
**At Austin, Texas:** UT leads 1-0  
1-2-2009 UT, 78-43 Austin  
12-15-2015 UT, 67-55 Austin

## TCU

**Games:** 1  
**Series Record:** 0-1  
**At Fort Worth, Texas:** TCU leads 1-0  
12-20-2001 TCU, 110-76 Fort Worth

## Texas-Pan American

**Games:** 1  
**Series Record:** 0-1  
**At El Paso, Texas:** UTPA leads 1-0  
12-5-86 UTPA, 71-59 El Paso

## Texas State

**Games:** 18  
**Series Record:** 8-10  
**At Boone:** APP leads 5-2  
**At Holmes Convocation Center:** APP leads 5-2  
**At San Marcos, Texas:** TXST leads 7-2  
**At Cancun, Mexico:** TXST leads 1-0  
**At Pensacola, Fla.:** APP leads 1-0  
12-23-2010 TXST, 79-68 Cancun  
1-24-2015 APP, 64-58 San Marcos  
3-5-2015 APP, 67-64 Boone  
1-9-2016 APP, 76-56 Boone  
2-11-2016 TXST, 69-68 San Marcos  
12-31-2016 TXST, 67-58 San Marcos  
1-30-2017 TXST, 68-55 Boone  
12-29-2017 APP, 66-62 Boone  
2-3-2018 APP, 59-56 San Marcos  
1-12-2019 TXST, 70-69 Boone  
2-7-2019 TXST, 74-71 San Marcos  
1-11-2020 TXST, 82-57 San Marcos  
2-8-2020 APP, 60-57 Boone  
3-11-2020 TXST, 85-68 San Marcos  
3-6-2021 APP, 76-73 Pensacola  
2-3-2022 TXST, 68-66 San Marcos  
2-16-2023 APP, 82-75 Boone  
2-7-2024 TXST, 63-56 San Marcos

## Texas Tech

**Games:** 1  
**Series Record:** 0-1  
**At Lubbock, Texas:** TTU leads 1-0  
11-30-85 TTU, 83-68 Lubbock

## Toccoa Falls

**Games:** 1  
**Series Record:** 1-0  
**At Boone:** APP leads 1-0  
**At Holmes Convocation Center:** APP leads 1-0  
11-11-2017 APP, 135-34 Boone

## Toledo

**Games:** 3  
**Series Record:** 3-0  
**At Boone:** APP leads 1-0  
**At Holmes Convocation Center:** APP leads 1-0  
**At Toledo, Ohio:** APP leads 1-0  
**At Milwaukee, Wisc.:** APP leads 1-0  
12-29-88 APP, 75-63 Toledo  
12-3-99 APP, 68-65 Milwaukee  
2-10-2024 APP, 109-104 Boone

## Troy

**Games:** 22  
**Series Record:** 12-10  
**At Boone:** APP leads 7-2  
**At Holmes Convocation Center:** APP leads 7-2  
**At Troy, Ala.:** TROY leads 7-3  
**At New Orleans, La.:** Troy leads 1-0  
1-19-2015 APP, 69-64 Troy

2-7-2015 APP, 65-62 Boone  
1-28-2016 APP, 75-71 Troy  
2-20-2016 APP, 78-74 Boone  
2-20-2017 TROY, 76-66 Troy  
3-8-2017 TROY, 84-64 New Orleans  
1-22-2018 TROY, 81-79 Troy  
2-17-2018 APP, 65-54 Boone  
1-5-2019 TROY, 89-85 Troy  
3-7-2019 APP, 72-64 Boone  
12-21-2019 APP, 70-65 Troy  
2-22-2020 APP, 68-59 Boone  
1-1-2021 TROY, 69-56 Boone  
1-2-2021 APP, 90-59 Boone  
1-29-2021 TROY, 71-62 Troy  
1-30-2021 TROY, 65-59 Troy  
1-8-2022 TROY, 68-53 Troy  
2-17-2022 TROY, 67-61 Boone  
1-14-2023 APP, 58-45 Boone  
1-6-2024 TROY, 66-62 Troy

## Tryon

**Games:** 1  
**Series Record:** 1-0  
**At Boone:** APP leads 1-0  
1925 APP, 58-26 Boone

## Tulane

**Games:** 1  
**Series Record:** 0-1  
**At New Orleans, La.:** TUL leads 1-0  
11-22-2015 TUL, 76-48 New Orleans

## Tulsa

**Games:** 1  
**Series Record:** 1-0  
**At Tulsa, Okla.:** APP leads 1-0  
11-12-2010 APP, 89-86 Tulsa

## Tusculum

**Games:** 5  
**Series Record:** 2-3  
**At Boone:** APP leads 2-1  
**At Greeneville, Tenn.:** TUS leads 2-0  
1935 APP, 29-25 Boone  
1936 APP, 55-33 Boone  
1936 TUS, 26-19 Greeneville  
12-5-53 TUS, 71-65 Boone  
12-12-53 TUS, 84-74 Greeneville

## UCF

**Games:** 1  
**Series Record:** 1-0  
**At San Juan, Puerto Rico:** APP leads 1-0  
12-20-2006 APP, 75-64 San Juan

## UC Santa Barbara

**Games:** 2  
**Series Record:** 0-2  
**At Kansas City, Mo.:** UCSB leads 1-0  
**At Phoenix, Ariz.:** UCSB leads 1-0  
1941 UCSB, 36-29 Kansas City  
12-21-2022 UCSB, 61-50 Phoenix

## ULM

**Games:** 13  
**Series Record:** 7-6

**At Boone:** APP leads 4-2  
**At Holmes Convocation Center:** APP leads 5-2  
**At Monroe, La.** ULM leads 4-3

2-14-2015	ULM, 69-58	Monroe
2-28-2015	APP, 66-43	Boone
12-31-2015	ULM, 72-56	Monroe
2-6-2016	ULM, 91-90	Boone
2-25-2017	ULM, 75-64	Boone
1-6-2018	APP, 79-73	Monroe
2-2-2019	APP, 85-84	Boone
2-28-2019	ULM, 81-75	Monroe
3-12-2019	ULM, 89-80	Monroe
3-3-2020	APP, 61-57	Monroe
1-1-2022	APP, 77-69	Boone
2-9-2023	APP, 52-45	Monroe
12-30-2023	APP, 67-55	Boone

**UMKC**

**Games:** 1  
**Series Record:** 1-0  
**At Kansas City, Mo.:** APP leads 1-0

12-16-2012	APP, 81-71	Kansas City
------------	------------	-------------

**Union College**

**Games:** 1  
**Series Record:** 0-1  
**At Boone:** UC leads 1-0

1933	UC, 37-34	Boone
------	-----------	-------

**UNC Asheville**

**Games:** 23  
**Series Record:** 14-9  
**At Boone:** APP leads 9-5  
**At Holmes Convocation Center:** UNCA leads 2-0  
**At Asheville:** APP leads 5-2  
**At Greensboro:** UNCA leads 1-0  
**At Hickory:** UNCA leads 1-0

1967	UNCA, 89-83	Greensboro
12-13-69	APP, 63-54	Asheville
1-24-70	APP, 73-60	Boone
12-12-70	UNCA, 75-64	Boone
1-20-71	UNCA, 82-64	Asheville
1-8-72	UNCA, 78-69	Boone
1-17-72	UNCA, 80-68	Asheville
1-24-73	APP, 90-87	Boone
2-2-74	APP, 80-78	Boone
12-7-74	APP, 83-74	Boone
1-14-78	APP, 89-65	Boone
1-24-87	UNCA, 68-54	Boone
2-18-87	APP, 79-67	Asheville
1-14-88	APP, 65-55	Boone
2-1-88	APP, 86-80	Asheville
12-10-88	APP, 72-57	Boone
1-11-89	APP, 77-62	Asheville
12-9-89	APP, 87-73	Boone
1-2-91	APP, 76-72	Asheville
2-12-92	APP, 65-63	Boone
12-14-2000	UNCA, 84-64	Boone
12-30-2001	UNCA, 79-76	Boone
12-21-2023	UNCA, 76-63	Hickory

**UNC Greensboro**

**Games:** 43  
**Series Record:** 22-21  
**At Boone:** APP leads 11-9  
**At Holmes Convocation Center:** Series tied 7-7

**At Greensboro:** Series tied 10-10  
**At Charleston, S.C.:** UNCG leads 1-0  
**At Asheville:** UNCG leads 1-0

2-9-83	UNCG, 58-54	Boone
12-7-88	APP, 91-59	Boone
12-7-94	UNCG, 77-71	Boone
12-6-95	UNCG, 80-64	Greensboro
12-5-96	APP, 82-56	Boone
1-8-97	APP, 78-70	Greensboro
1-12-98	APP, 78-61	Boone
2-21-98	APP, 73-64	Greensboro
1-25-99	APP, 82-59	Boone
2-1-99	APP, 72-56	Greensboro
2-9-2000	APP, 81-66	Boone
2-22-2000	APP, 78-69	Greensboro
1-8-2001	UNCG, 78-62	Greensboro
2-19-2001	UNCG, 63-60	Boone
1-5-2002	UNCG, 87-63	Greensboro
2-18-2002	UNCG, 83-68	Boone
1-11-2003	APP, 91-60	Boone
2-24-2003	APP, 71-68	Greensboro
1-17-2004	UNCG, 74-61	Boone
2-17-2004	APP, 82-60	Greensboro
1-8-2005	UNCG, 84-79	Boone
2-19-2005	UNCG, 92-73	Greensboro
1-21-2006	UNCG, 62-60	Greensboro
2-23-2006	APP, 75-70	Boone
1-18-2007	UNCG, 80-76	Greensboro
2-22-2007	APP, 80-66	Boone
1-12-2008	APP, 91-68	Boone
2-16-2008	UNCG, 79-55	Greensboro
3-8-2008	UNCG, 63-46	Charleston
1-10-2009	UNCG, 85-83	Boone
2-19-2009	APP, 70-69	Greensboro
1-16-2010	APP, 72-64	Boone
2-8-2010	APP, 75-69	Greensboro
1-13-2011	UNCG, 75-74	Boone
2-2-2011	APP, 80-78	Greensboro
12-1-2011	APP, 78-64	Boone
1-26-2012	UNCG, 77-73	Greensboro
3-3-2012	UNCG, 65-55	Asheville
1-14-2013	APP, 83-70	Boone
2-17-2013	APP, 76-68	Greensboro
1-9-2014	UNCG, 66-61	Boone
1-30-2014	UNCG, 66-60	Greensboro
11-18-2019	UNCG, 55-41	Greensboro

**UNC Pembroke**

**Games:** 4  
**Series Record:** 3-1  
**At Boone:** APP leads 2-1  
**At Hickory:** APP leads 1-0

1958	APP, 85-46	Boone
12-27-68	APP, 75-71	Hickory
12-6-71	APP, 91-77	Boone
12-4-72	UNCG, 60-55	Boone

**UNC Wilmington**

**Games:** 20  
**Series Record:** 12-8  
**At Boone:** APP leads 9-0  
**At Holmes Convocation Center:** APP leads 1-0  
**At Wilmington:** UNCW leads 8-3  
**At Fort Myers, Fla.:** APP leads 1-0

1-4-69	UNCW, 110-102	Wilmington
2-22-69	APP, 82-72	Boone

12-4-71	APP, 104-67	Boone
2-26-72	UNCW, 82-67	Wilmington
12-1-76	APP, 51-49	Boone
1-9-78	UNCW, 73-70	Wilmington
2-10-79	APP, 63-60	Boone
1-9-80	UNCW, 61-44	Wilmington
2-11-81	APP, 60-51	Boone
1-12-82	UNCW, 62-52	Wilmington
12-5-87	APP, 61-58	Boone
1-4-88	UNCW, 84-71	Wilmington
1-3-90	APP, 69-61	Wilmington
12-1-90	APP, 81-72	Boone
12-18-91	UNCW, 75-72	Wilmington
2-3-93	APP, 80-72	Boone
11-28-93	APP, 72-65	Wilmington
11-14-2008	UNCW, 108-101	Wilmington
11-13-2009	APP, 79-68	Boone
11-21-2023	APP, 86-56	Fort Myers

**USC Upstate**

**Games:** 6  
**Series Record:** 5-1  
**At Boone:** APP leads 5-1  
**At Holmes Convocation Center:** Series tied 1-1

1-15-79	APP, 71-64	Boone
12-1-86	APP, 79-69	Boone
12-3-88	APP, 91-67	Boone
12-2-98	APP, 83-53	Boone
12-6-2004	APP, 84-74	Boone
3-15-2022	USCU, 80-74	Boone

**UT Arlington**

**Games:** 15  
**Series Record:** 4-11  
**At Boone:** Series tied 3-3  
**At Arlington, Texas:** UTA leads 6-1  
**At Evansville, Ind.:** UTA leads 1-0  
**At New Orleans, La.:** UTA leads 1-0

12-2-83	UTA, 73-72	Evansville
2-19-2015	UTA, 81-68	Arlington
3-7-2015	APP, 72-60	Boone
1-7-2016	UTA, 71-67	Boone
2-13-2016	UTA, 91-60	Arlington
1-2-2017	UTA, 84-69	Arlington
1-28-2017	UTA, 83-67	Boone
12-31-2017	APP, 80-76	Boone
2-1-2018	UTA, 89-77	Arlington
3-9-2018	UTA, 84-68	New Orleans
1-10-2019	UTA, 82-72	Boone
2-9-2019	UTA, 78-68	Arlington
1-9-2020	UTA, 66-56	Arlington
2-6-2020	APP, 57-50	Boone
2-5-2022	APP, 70-61	Arlington

**UTEP**

**Games:** 2  
**Series Record:** 1-1  
**At El Paso, Texas:** UTEP leads 1-0  
**At Myrtle Beach, S.C.:** APP leads 1-0

11-27-85	UTEP, 58-52	El Paso
11-19-2017	APP, 76-72	Myrtle Beach

**Union (Ky.)**

**Games:** 1  
**Series Record:** 1-0  
**At Boone:** APP leads 1-0



1932 APP, 37-27 Boone

**Valdosta State**

**Games: 1**  
**Series Record: 0-1**  
**At Pensacola, Fla.:** VSU leads 1-0  
 1-2-70 VSU, 75-67 Pensacola

**Vanderbilt**

**Games: 4**  
**Series Record: 1-3**  
**At Nashville, Tenn.:** VAN leads 3-0  
**At San Juan, Puerto Rico:** APP leads 1-0  
 12-22-2003 VAN, 63-48 Nashville  
 12-22-2004 VAN, 68-51 Nashville  
 12-21-2006 APP, 87-79 San Juan  
 11-27-2010 VAN, 86-73 Nashville

**VCU**

**Games: 3**  
**Series Record: 2-1**  
**At Boone:** APP leads 1-0  
**At Holmes Convocation Center:** APP leads 1-0  
**At Richmond, Va.:** Series tied 1-1  
 11-21-2005 APP, 51-47 Boone  
 12-30-2006 APP, 73-70 Richmond  
 11-28-2017 VCU, 85-72 Richmond

**VMI**

**Games: 65**  
**Series Record: 37-28**  
**At Boone:** APP leads 22-9  
**At Holmes Convocation Center:** APP leads 2-1  
**At Lexington, Va.:** VMI lead 17-13  
**At Roanoke, Va.:** VMI leads 1-0  
**At Greenville, S.C.:** VMI leads 1-0  
**At Asheville:** APP leads 1-0

1-13-73 VMI, 82-68 Lexington  
 12-8-73 VMI, 74-65 Boone  
 2-13-74 VMI, 62-59 Lexington  
 12-5-74 VMI, 98-81 Boone  
 1-27-75 VMI, 73-55 Lexington  
 3-2-75 VMI, 69-67 Roanoke  
 1-17-76 APP, 71-67 Boone  
 2-21-76 VMI, 78-74 Lexington  
 3-4-76 VMI, 71-64 Greenville  
 1-10-77 VMI, 74-54 Lexington  
 2-19-77 APP, 62-58 Boone  
 12-10-77 APP, 92-77 Boone  
 2-18-78 VMI, 77-70 Lexington  
 12-13-78 APP, 103-82 Boone  
 1-17-79 APP, 73-58 Lexington  
 2-24-79 APP, 73-63 Boone  
 12-8-79 APP, 66-57 Boone  
 2-14-80 APP, 55-49 Lexington  
 1-17-81 APP, 78-67 Boone  
 1-30-82 VMI, 67-62 Lexington  
 2-9-81 APP, 70-51 Lexington  
 2-20-81 APP, 91-58 Boone  
 1-24-83 APP, 69-61 Boone  
 2-14-83 APP, 65-61 Lexington  
 1-14-84 APP, 74-54 Boone  
 2-11-84 VMI, 67-58 Lexington  
 1-17-85 VMI, 52-47 Boone  
 2-9-85 VMI, 64-56 Lexington  
 1-9-86 VMI, 63-56 Boone

2-22-86 APP, 69-67 Lexington  
 1-12-87 VMI, 68-64 Lexington  
 2-21-87 VMI, 86-84 Boone  
 1-18-88 APP, 98-82 Boone  
 2-20-88 VMI, 66-65 Lexington  
 1-30-89 APP, 76-69 Boone  
 2-25-89 APP, 67-60 Lexington  
 1-29-90 VMI, 73-71 Lexington  
 2-24-90 APP, 80-75 Boone  
 1-28-91 APP, 78-72 Boone  
 3-1-91 APP, 100-72 Asheville  
 1-27-92 APP, 80-67 Lexington  
 2-22-92 APP, 88-65 Boone  
 1-13-93 VMI, 93-86 Boone  
 1-30-93 APP, 64-55 Lexington  
 1-12-94 APP, 74-70 Lexington  
 1-29-94 APP, 74-64 Boone  
 1-28-95 VMI, 89-85 Boone  
 2-25-95 APP, 92-89 Lexington  
 1-27-96 VMI, 84-64 Lexington  
 2-24-96 VMI, 85-75 Boone  
 1-6-97 APP, 77-72 Boone  
 2-3-97 VMI, 78-65 Lexington  
 1-10-98 APP, 76-71 Lexington  
 2-14-98 APP, 94-74 Boone  
 1-9-99 APP, 100-64 Boone  
 2-13-99 APP, 83-65 Lexington  
 1-17-2000 APP, 97-72 Boone  
 2-14-2000 VMI, 78-69 Lexington  
 1-3-2001 APP, 81-72 Boone  
 2-24-2001 VMI, 73-51 Lexington  
 1-21-2002 VMI, 93-91 Boone  
 2-4-2002 VMI, 88-81 Lexington  
 1-24-2003 APP, 85-68 Lexington  
 2-10-2003 APP, 83-64 Boone

**Vermont**

**Games: 1**  
**Series Record: 0-1**  
**At Estero, Fla.:** VER leads 1-0  
 11-24-2021 VER, 65-63 Estero

**Virginia**

**Games: 3**  
**Series Record: 1-2**  
**At Charlottesville, Va.:** UVA leads 2-0  
**At San Juan, Puerto Rico:** APP leads 1-0  
 12-2-97 UVA, 62-54 Charlottesville  
 11-24-2004 UVA, 77-60 Charlottesville  
 12-19-2006 APP, 80-69 San Juan

**Virginia Tech**

**Games: 9**  
**Series Record: 2-7**  
**At Blacksburg, Va.:** VT leads 7-2  
 1-20-69 VT, 84-74 Blacksburg  
 2-18-70 APP, 83-79 Blacksburg  
 12-5-70 VT, 89-66 Blacksburg  
 12-15-71 VT, 92-80 Blacksburg  
 11-29-72 VT, 99-58 Blacksburg  
 12-20-82 VT, 92-56 Blacksburg  
 12-10-2006 VT, 69-37 Blacksburg  
 11-23-2012 VT, 87-76 Blacksburg  
 11-22-2014 APP, 65-63 Blacksburg

**Virginia-Wise**

**Games: 1**  
**Series Record: 1-0**  
**At Boone:** APP leads 1-0  
 12-17-2007 APP, 82-77 Boone

**Voorhees**

**Games: 3**  
**Series Record: 2-1**  
**At Boone:** APP leads 1-0  
**At Denmark, S.C.:** VC leads 1-0  
 1969 VC, 88-86 Denmark  
 1-19-70 APP, 101-77 Boone  
 1-13-71 APP, 80-71 Boone

**Wagner**

**Games: 1**  
**Series Record: 0-1**  
**At Honolulu, Hawaii:** WAG leads 1-0  
 12-21-90 WAG, 96-95 Honolulu

**Wake Forest**

**Games: 22**  
**Series Record: 0-22**  
**At Winston-Salem:** WF leads 20-0  
**At Shelby:** WF leads 1-0  
**At Greensboro:** WF leads 1-0  
 1-4-51 WF, 74-55 Shelby  
 12-10-69 WF, 71-49 Winston-Salem  
 12-1-70 WF, 96-66 Winston-Salem  
 2-23-74 WF, 106-60 Winston-Salem  
 12-11-74 WF, 100-69 Winston-Salem  
 12-18-75 WF, 107-65 Winston-Salem  
 1-29-77 WF, 83-73 Winston-Salem  
 1-28-78 WF, 87-61 Greensboro  
 12-16-78 WF, 83-71 Winston-Salem  
 1-19-80 WF, 87-61 Winston-Salem  
 1-7-81 WF, 63-42 Winston-Salem  
 12-19-81 WF, 79-57 Winston-Salem  
 12-11-82 WF, 67-46 Winston-Salem  
 12-10-83 WF, 72-46 Winston-Salem  
 12-8-84 WF, 64-62 Winston-Salem  
 1-7-87 WF, 62-37 Winston-Salem  
 12-19-93 WF, 83-78 Winston-Salem  
 12-18-95 WF, 91-50 Winston-Salem  
 11-25-2005 WF, 91-78 Winston-Salem  
 11-25-2006 WF, 88-78 Winston-Salem  
 12-14-2022 WF, 67-66 Winston-Salem  
 3-20-2024 WF, 87-76 Winston-Salem

**Warren Wilson**

**Games: 2**  
**Series Record: 2-0**  
**At Boone:** APP leads 2-0  
**At Holmes Convocation Center:** APP leads 2-0  
 11-17-2016 APP, 119-51 Boone  
 11-7-2022 APP, 142-74 Boone

**Washington (Md.)**

**Games: 1**  
**Series Record: 1-0**  
**At Boone:** APP leads 1-0  
 1926 APP, 25-21 Boone

**Washington State**

**Games: 1**  
**Series Record: 1-0**

**At Toledo, Ohio:** APP leads 1-0  
12-28-88 APP, 58-56 Toledo

**West Florida**

**Games:** 1  
**Series Record:** 0-1

**At Boone:** UWF leads 1-0  
12-16-70 UWF, 74-57 Boone

**West Jefferson**

**Games:** 1  
**Series Record:** 1-0

**At Boone:** APP leads 1-0  
1926 APP, 59-9 Boone

**West Liberty**

**Games:** 1  
**Series Record:** 0-1

**At West Liberty, W.Va.:** WL leads 1-0  
1929 WL, 47-17 West Liberty

**Western Carolina**

**Games:** 189  
**Series Record:** 116-73  
**At Boone:** APP leads 60-24  
**At Holmes Convocation Center:** APP leads 8-4  
**At Cullowhee:** WCU leads 44-43  
**At Spindale:** WCU leads 1-0  
**At Lexington:** APP leads 2-1  
**At Roanoke, Va.:** APP leads 1-0  
**At Charlotte:** APP leads 1-0  
**At Asheville:** APP leads 2-1  
**At Greensboro:** Series tied 1-1  
**At Charleston, S.C.:** APP leads 2-0

1928	APP, 57-19	Boone
1929	WCU, 30-26	Cullowhee
1929	APP, 36-31	Boone
1930	APP, 31-15	Boone
1930	APP, 29-25	Cullowhee
1931	APP, 40-24	Boone
1932	WCU, 37-35	Cullowhee
1933	WCU, 36-32	Cullowhee
1933	APP, 40-36	Cullowhee
1933	APP, 50-49	Boone
1934	WCU, 36-34	Cullowhee
1934	APP, 37-31	Boone
1934	APP, 38-34	Boone
1935	APP, 38-35	Cullowhee
1935	APP, 47-32	Boone
1936	WCU, 36-31	Cullowhee
1936	WCU, 43-40	Boone
1937	WCU, 36-32	Cullowhee
1937	APP, 42-33	Boone
1938	APP, 62-28	Boone
1938	WCU, 45-31	Cullowhee
1939	APP, 48-31	Boone
1939	APP, 36-24	Cullowhee
1940	APP, 46-34	Boone
1940	APP, 50-48	Cullowhee
1941	APP, 59-28	Boone
1941	APP, 54-43	Boone
1942	WCU, 59-40	Boone
1942	WCU, 52-41	Boone
1942	APP, 75-33	Cullowhee
1942	APP, 54-31	Cullowhee
1942	APP, 36-31	Boone

1-23-46	APP, 43-38	Boone	2-4-78	APP, 75-68	Boone
2-9-46	WCU, 45-35	Cullowhee	2-15-78	WCU, 68-54	Cullowhee
1-9-47	APP, 53-46	Cullowhee	12-5-78	APP, 80-69	Cullowhee
2-8-47	APP, 59-58	Boone	1-22-79	WCU, 50-49	Boone
1-20-48	WCU, 56-43	Cullowhee	3-3-79	APP, 63-43	Roanoke
2-4-48	APP, 75-48	Boone	12-15-79	WCU, 77-75	Boone
1-11-49	WCU, 59-57	Cullowhee	2-2-80	WCU, 61-42	Cullowhee
1-10-50	APP, 63-51	Cullowhee	2-23-80	APP, 67-66	Cullowhee
2-15-50	APP, 90-64	Boone	2-5-81	APP, 81-68	Boone
1-16-51	APP, 90-80	Cullowhee	2-23-81	WCU, 68-61	Cullowhee
2-15-51	APP, 82-66	Boone	1-27-82	WCU, 56-55	Boone
1-22-52	WCU, 84-80	Cullowhee	2-6-82	WCU, 68-63	Cullowhee
2-20-52	APP, 102-58	Boone	1-17-83	WCU, 72-65	Boone
1953	WCU, 84-77	Boone	2-19-83	WCU, 55-53	Cullowhee
2-17-53	WCU, 108-70	Cullowhee	1-18-84	WCU, 82-76	Cullowhee
1-10-54	WCU, 73-63	Spindale	2-18-84	APP, 76-74	Boone
2-15-54	WCU, 87-64	Boone	12-1-84	APP, 77-66	Charlotte
2-17-54	WCU, 87-67	Cullowhee	1-26-85	WCU, 79-73	Cullowhee
1-12-55	APP, 91-73	Boone	2-2-85	WCU, 63-60	Boone
2-16-55	APP, 86-70	Cullowhee	1-20-86	APP, 66-64	Cullowhee
1-4-56	WCU, 74-67	Boone	2-8-86	APP, 67-53	Boone
2-15-56	WCU, 89-87	Cullowhee	2-28-86	APP, 63-62	Boone
1957	WCU, 84-62	Cullowhee	1-19-87	WCU, 63-55	Boone
1957	WCU, 93-87	Boone	2-7-87	APP, 62-55	Cullowhee
1958	APP, 75-60	Boone	1-25-88	APP, 66-65	Cullowhee
1958	WCU, 61-60	Cullowhee	2-13-88	APP, 100-85	Cullowhee
1959	WCU, 67-58	Boone	1-9-89	APP, 60-57	Boone
1959	WCU, 78-60	Cullowhee	2-4-89	APP, 94-91	Cullowhee
1-14-60	APP, 76-63	Boone	1-8-90	APP, 80-78	Cullowhee
2-17-60	APP, 71-60	Cullowhee	2-3-90	APP, 90-72	Boone
1-12-61	APP, 64-58	Cullowhee	1-21-91	APP, 95-93	Cullowhee
2-15-61	APP, 85-75	Boone	2-16-91	APP, 91-90	Boone
2-23-61	APP, 107-85	Lexington	1-20-92	APP, 86-61	Boone
1-11-62	APP, 75-73	Boone	2-15-92	APP, 82-79	Cullowhee
2-14-62	APP, 66-56	Cullowhee	3-6-92	APP, 86-69	Asheville
2-21-62	WCU, 83-62	Lexington	1-27-93	APP, 89-80	Cullowhee
1963	WCU, 59-51	Cullowhee	2-6-93	APP, 84-71	Boone
1963	APP, 66-62	Boone	3-4-93	APP, 84-73	Asheville
1964	APP, 62-58	Boone	1-26-94	APP, 71-66	Boone
1964	WCU, 77-54	Cullowhee	2-5-94	WCU, 74-69	Cullowhee
1965	WCU, 71-61	Cullowhee	1-30-95	APP, 94-85	Cullowhee
1965	APP, 85-72	Boone	2-27-95	WCU, 97-78	Boone
1-13-66	WCU, 85-66	Boone	3-4-95	WCU, 74-64	Asheville
2-15-66	APP, 57-56	Cullowhee	1-29-96	WCU, 93-83	Cullowhee
2-25-66	APP, 65-63	Lexington	2-26-96	WCU, 91-72	Cullowhee
1-12-67	WCU, 75-69	Cullowhee	3-1-96	WCU, 74-66	Greensboro
2-15-67	APP, 77-72	Boone	1-11-97	APP, 81-76	Cullowhee
1968	WCU, 95-79	Boone	2-8-97	APP, 68-66	Boone
1968	WCU, 91-66	Cullowhee	2-28-97	APP, 87-68	Greensboro
1-9-69	APP, 80-67	Cullowhee	1-21-98	APP, 79-64	Boone
2-12-69	APP, 86-80	Boone	2-2-98	APP, 81-77	Cullowhee
1-8-70	APP, 67-65	Boone	1-18-99	APP, 77-59	Boone
2-28-70	APP, 87-83	Cullowhee	2-15-99	APP, 68-55	Cullowhee
1-5-71	APP, 85-73	Boone	1-24-2000	APP, 102-82	Cullowhee
1-16-71	WCU, 106-70	Cullowhee	2-26-2000	APP, 101-83	Boone
1-15-72	WCU, 82-79	Boone	1-20-2001	APP, 87-75	Boone
1-31-72	APP, 74-70	Cullowhee	2-5-2001	APP, 63-59	Cullowhee
1-10-73	WCU, 98-86	Cullowhee	1-14-2002	WCU, 79-71	Boone
2-24-73	WCU, 77-74	Boone	1-28-2002	APP, 66-62	Cullowhee
12-14-73	APP, 78-71	Boone	1-21-2003	WCU, 70-69	Cullowhee
2-9-74	APP, 79-73	Cullowhee	2-3-2003	APP, 99-69	Boone
2-15-75	WCU, 85-79	Cullowhee	2-28-2004	WCU, 86-69	Cullowhee
2-22-75	WCU, 76-72	Boone	2-7-2005	APP, 74-71	Cullowhee
2-23-75	APP, 70-63	Cullowhee	2-22-2005	APP, 72-54	Boone
2-9-76	WCU, 79-69	Cullowhee	1-9-2006	APP, 68-53	Boone
2-18-76	APP, 84-83	Boone	2-13-2006	APP, 83-66	Cullowhee
2-3-77	APP, 65-52	Boone	1-15-2007	APP, 100-91	Boone



2-19-2007	APP, 76-65	Cullowhee
3-1-2007	APP, 78-59	Charleston
2-2-2008	APP, 69-64	Cullowhee
3-1-2008	APP, 74-63	Charleston
1-24-2009	APP, 76-70	Boone
2-14-2009	WCU, 89-84	Cullowhee
2-6-2010	APP, 89-77	Cullowhee
1-15-2011	WCU, 79-78	Cullowhee
2-17-2011	WCU, 80-75	Boone
1-21-2012	APP, 84-72	Boone
2-25-2012	WCU, 83-75	Cullowhee
12-8-2012	WCU, 70-64	Cullowhee
2-2-2013	APP, 74-65	Boone
2-8-2014	WCU, 84-75	Cullowhee
2-20-2014	WCU, 74-61	Boone
12-3-2016	WCU, 58-53	Boone
12-4-2017	WCU, 72-71	Cullowhee

## Western Michigan

**Games:** 1

**Series Record:** 0-1

**At Myrtle Beach, S.C.:** WMU leads 1-0

11-17-2017	WMU, 86-67	Myrtle Beach
------------	------------	--------------

## Wichita State

**Games:** 3

**Series Record:** 1-2

**At Boone:** WSU leads 1-0

**At Holmes Convocation Center:** WSU leads 1-0

**At Wichita, Kan.:** APP leads 1-0

**At Charleston, S.C.:** WS leads 1-0

2-17-2007	APP, 60-58	Wichita
11-29-2007	WSU, 62-53	Boone
11-16-2018	WSU, 82-76	Charleston

## Wilkes All-Stars

**Games:** 4

**Series Record:** 4-0

**At Boone:** APP leads 3-0

**At Wilkesboro:** APP lead 1-0

1926	APP, 36-25	Boone
1926	APP, 24-16	Wilkesboro
1928	APP, 52-20	Boone
1928	APP, 42-6	Boone

## William & Mary

**Games:** 6

**Series Record:** 1-5

**At Boone:** Series tied 1-1

**At Williamsburg, Va.:** W&M leads 4-0

11-11-72	W&M, 73-71	Williamsburg
12-1-73	W&M, 100-63	Williamsburg
2-13-75	W&M, 69-59	Boone
11-29-75	W&M, 68-48	Williamsburg
12-11-76	APP, 68-59	Boone
1-8-77	W&M, 68-63	Williamsburg

## William Peace

**Games:** 1

**Series Record:** 1-0

**At Boone:** APP leads 1-0

**At Holmes Convocation Center:** APP leads 1-0

11-15-2021	APP, 98-49	Boone
------------	------------	-------

## Wingate

**Games:** 8

**Series Record:** 8-0

**At Boone:** APP leads 8-0

1926	APP, 50-17	Boone
1926	APP, 29-27	Boone
1928	APP, 47-30	Boone
1928	APP, 34-26	Boone
1932	APP, 46-30	Boone
1933	APP, 47-34	Boone
11-11-93	APP, 71-63	Boone
11-22-96	APP, 87-63	Boone

## Winston-Salem State

**Games:** 3

**Series Record:** 1-2

**At Boone:** APP leads 1-0

**At Winston-Salem:** WSST leads 2-0

1-7-71	WSST, 87-79	Winston-Salem
1-18-71	WSST, 84-81	Winston-Salem
11-26-2018	APP, 91-64	Boone

## Winston-Salem YMCA

**Games:** 3

**Series Record:** 1-2

**At Boone:** APP leads 1-0

**At Winston-Salem:** WSY leads 2-0

1926	WSY, 42-21	Winston-Salem
1934	APP, 33-32	Boone
1933	WSY, 40-29	Winston-Salem

## Winthrop

**Games:** 7

**Series Record:** 5-2

**At Boone:** APP leads 4-0

**At Holmes Convocation Center:** APP leads 2-0

**At Rock Hill, S.C.:** WIN leads 2-1

12-3-85	APP, 69-61	Boone
12-6-97	APP, 77-63	Rock Hill
12-20-98	APP, 74-53	Boone
2-21-2009	WIN, 65-63	Rock Hill
11-30-2009	APP, 70-51	Boone
2-18-2012	APP, 76-64	Boone
12-15-2013	WIN, 80-72	Rock Hill

## Wofford

**Games:** 39

**Series Record:** 24-15

**At Boone:** APP leads 13-7

**At Holmes Convocation Center:** WOFF leads 5-3

**At Spartanburg, S.C.:** APP leads 8-5

**At Spindale:** WOFF leads 2-1

**At Charleston, S.C.:** APP leads 1-0

**At Charlotte:** WOFF leads 1-0

**At Chattanooga, Tenn.:** WOFF leads 1-0

1957	APP, 94-81	Boone
1958	APP, 63-52	Spartanburg
1959	APP, 77-76	Boone
12-15-59	WOFF, 67-63	Boone
1960	WOFF, 77-67	Boone
1-16-61	APP, 74-65	Spartanburg
1-26-62	APP, 81-77	Boone
1962	WOFF, 86-77	Spartanburg
1963	APP, 67-64	Boone
1964	APP, 98-87	Boone
1964	WOFF, 90-70	Spartanburg
1-2-65	WOFF, 62-53	Spindale
12-31-65	WOFF, 84-81	Spindale
1968	APP, 90-62	Spindale

12-7-77	APP, 120-69	Boone
12-4-79	APP, 75-63	Boone
2-14-90	APP, 71-64	Boone
2-11-98	APP, 84-71	Boone
1-11-99	APP, 86-82	Spartanburg
2-12-2000	APP, 84-61	Boone
2-17-2001	WOFF, 86-65	Spartanburg
2-11-2002	APP, 85-69	Boone
2-18-2003	APP, 76-72	Spartanburg
1-10-2004	WOFF, 99-92	Boone
12-11-2004	WOFF, 75-66	Spartanburg
2-2-2006	WOFF, 60-59	Boone
3-2-2006	APP, 66-65	Charleston
2-10-2007	APP, 72-52	Boone
1-10-2008	APP, 52-49	Spartanburg
2-11-2008	APP, 83-55	Boone
12-6-2008	APP, 82-77	Spartanburg
1-29-2009	WOFF, 74-68	Boone
12-7-2009	APP, 77-76	Spartanburg
3-8-2010	WOFF, 56-51	Charlotte
1-27-2011	WOFF, 74-65	Boone
3-5-2011	WOFF, 69-56	Chattanooga
1-19-2012	WOFF, 73-61	Spartanburg
2-11-2012	WOFF, 66-64	Boone
1-8-2013	APP, 50-40	Spartanburg

## Yadkin All-Stars

**Games:** 1

**Series Record:** 1-0

**At Boone:** APP leads 1-0

1934	APP, 42-30	Boone
------	------------	-------

## Young Harris

**Games:** 2

**Series Record:** 2-0

**At Boone:** APP leads 1-0

**At Young Harris, Ga.:** APP leads 1-0

1929	APP, 39-20	Young Harris
1929	APP, 26-18	Boone

# HOLMES CONVOCATION CENTER



Opened in 2000, the Holmes Center is one of the premier facilities in the Sun Belt Conference.

With a capacity of 8,325, the Holmes Center has hosted North Carolina, Stephen Curry and the Davidson Wildcats and Auburn last December.

During the 2019 offseason, a brand new playing surface was installed at the arena to give the Mountaineers one of the top floors in the region. After the 2016 season, a new videoboard was also installed in the facility.

Since the arena opened in 2000, the Black & Gold are 213-117 in home games, good for a winning percentage of .645. The Mountaineers have never posted a losing season at home under head coach Dustin Kerns.

App State notched its third consecutive 10-win season at the Holmes Center and fourth overall under Kerns in 2023-24.

With a perfect 15-0 record, the Mountaineers recorded their first unbeaten season at home as a Division I program.

The Mountaineers currently own the nation's 10th-longest home winning streak, which stands at 15

60,784 people attended App State's 15 home contests a season ago, marking the most in the Holmes Center era. The Mountaineers also set the Holmes Center average attendance record as the Mountaineers averaged 4,052 fans across their home schedule.

The Mountaineers hosted the first two sellouts in over a decade last season, while also seeing the first crowd of over 8,000 people since 2009 against Davidson. Overall, App State saw three crowds of over 7,000 a season ago and four of the top 20 crowds in program history in 2023-24.

Season	Record
2000-01	6-8
2001-02	7-6
2002-03	12-2
2003-04	4-7
2004-05	13-1
2005-06	8-4
2006-07	9-4
2007-08	7-7
2008-09	7-7
2009-10	14-4
2010-11	9-3
2011-12	9-5
2012-13	7-7
2013-14	7-7
2014-15	7-5
2015-16	6-7
2016-17	8-6
2017-18	9-4
2018-19	9-5
2019-20	10-5
2020-21	9-4
2021-22	11-5
2022-23	10-7
2023-24	15-0
<b>TOTAL</b>	<b>213-117</b>





# MARK E. HARRILL BASKETBALL PRACTICE FACILITY



Through the generous donation of Missy Harrill and sons Brad and Jay, App State men's basketball, women's basketball and volleyball utilize the Mark E. Harrill Basketball Practice Facility

The facility was approved by the Appalachian State University Board of Trustees in December of 2020. The three programs began using the facility in September 2020.

Missy Harrill, a 1993 graduate of Appalachian State University in interior design and marketing, is the President of Foscoe Companies/Echota. She has been a dedicated supporter of athletics at her alma mater for many years. The naming of the renovated facility is in honor of her husband Mark.



The project includes renovating court space for the App State men's and women's basketball teams and volleyball team to share, which will allow all three programs to maximize their practice times that they were splitting at the Holmes Convocation Center.

