



APPSTATE

WOMEN'S BASKETBALL
RECORD BOOK



APPSTATE
WOMEN'S BASKETBALL

HEAD COACHES

Seasons	Coach	Seasons	Overall			Conference			Conference Titles
			Won	Lost	Pct.	Won	Lost	Pct.	
1970-72	Beth Miller	2	12	10	.545	-	-	-	
1972-81	Judy Clarke	9	88	101	.468	-	-	-	
1981-84	Marian Brewer	3	15	66	.185	0	8	.000	
1984-97	Linda Robinson	13	236	136	.634	98	49	.669	(6) 1987, 1988, 1989, 1990, 1991, 1996
1997-2002	Barbie Breedlove	5	52	89	.369	32	55	.368	(1) 1999
2002-08	Adrienne Shuler	6	63	110	.364	44	68	.393	
2008-2014	Darcie Vincent	6	117	75	.619	78	40	.661	(2) 2011, 2012
2014-present	Angel Elderkin	9	117	155	.430	69	91	.431	-

ASSISTANT COACHES

Assistant coaches are listed alphabetically. Any additions, deletions, and/or corrections may be submitted to the sports information office.

- | | |
|-------------------------------------|---------------------------------------|
| Carol Alfano..... 1974-75 | Leigh Jones..... 1996-98 |
| Carol Almond..... 1985-93 | Katherine Katz..... 2013-2014 |
| Barbie Breedlove..... 1985-97 | Britt King..... 2006-09 |
| Mary Brock (McMahon)..... 2002-06 | Heather Kearney..... 2009-2014 |
| Wanda Briley..... 1974-75 | Jeanne Kenney..... 2021-2022 |
| Helen Carroll..... 1973-75 | Jeff Laboe..... 2003-04 |
| Mark Cascio..... 2021-pres. | Jim Lankford..... 2000-01 |
| Cristina Centeno..... 2017-20 | Candis Loy..... 1980-81 |
| Angela Crosby..... 1996-99 | Lisa Mason..... 1990-93 |
| Jim Cole..... 2005-06 | Kiesha Mack..... 2009-2010 |
| Sean Costello..... 2014-15 | Latric McLin..... 1999-2000 |
| Melissa Davis..... 2001-02 | Gail Moody..... 1980-81 |
| Kate Dempsey..... 2015-20 | Justin Vanorman..... 2002-03 |
| Robyn Flewelling..... 2004-05 | Libya Rentz..... 1999-2000 |
| Mary Jo Forde..... 1979-80 | Priscilla Rickenbacker..... 2006-07 |
| Alex Frazier..... 2022-pres. | Sam Pierce Jr..... 2017-2022 |
| Madeline Frosch..... 1978-80 | Penny Roberson..... 1993-96 |
| Lisa Gottuso..... 2008-09 | Emily Roberts..... 2014-17 |
| Monique Govan..... 2012-13 | Linda Robinson..... 1977-78 |
| Allison Gregory..... 2007-08 | Delaina Smith..... 2000-02 |
| Andrea Gross..... 2009-13 | Lindsay Smith..... 2006-09 |
| Vicki Hamilton..... 1971-72 | Kim Thompson..... 2002-2006 |
| Angelita Horton..... 1984-86 | Lanica Williams-Tallon..... 2013-2014 |
| Nora Jabbour..... 2010-12 | Jazz Weaver..... 2022-pres. |
| Jessica Jackson..... 2014-17 | Debbie Wynne..... 1979-80 |
| Lalon Jones..... 1992-99 | Lori Wynn..... 1995-97 |



Angel Elderkin became the eighth head coach in Appalachian women's basketball history on Oct. 1, 2014.



Beth Miller
1970-72
12-10 Overall
(Two seasons)



Dr. Judy Clarke
1972-81
88-101 Overall
(Nine seasons)



Marian Brewer
1981-84
15-66 Overall
(Three seasons)



Linda Robinson
1984-97
236-136 Overall
(13 seasons)



Barbie Breedlove
1997-2002
52-89 Overall
(Five seasons)



Adrienne Shuler
2002-08
63-110 Overall
(Six seasons)



Darcie Vincent
2008-2014
104-59 Overall
(Five Seasons)



Angel Elderkin
2014-present
117-155 Overall
(Tenth Season)



MOUNTAINEER LEGENDS-RETIRED

Year	W	L	Pct.	W	L	Pct.	Finish	Coach
1970-71	5	5	.500	-	-	-	-	Beth Miller
1971-72	7	5	.583	-	-	-	-	Beth Miller
1972-73	9	4	.692	-	-	-	-	Judy Clarke
1973-74	3	10	.231	-	-	-	-	Judy Clarke
1974-75	6	10	.375	-	-	-	-	Judy Clarke
1975-76	18	8	.692	-	-	-	-	Judy Clarke
1976-77	14	9	.636	-	-	-	-	Judy Clarke
1977-78	12	11	.522	-	-	-	-	Judy Clarke
1978-79	11	15	.423	-	-	-	-	Judy Clarke
1979-80	8	15	.348	-	-	-	-	Judy Clarke
1980-81	7	19	.269	-	-	-	-	Judy Clarke
1981-82	7	18	.280	-	-	-	-	Marian Brewer
1982-83	2	26	.071	-	-	-	-	Marian Brewer
1983-84	6	22	.214	0	8	.000	5th	Marian Brewer
1984-85	16	12	.571	5	5	.500	3rd	Linda Robinson
1985-86	16	12	.571	5	5	.500	t-3rd	Linda Robinson
1986-87	24	7	.774	9	1	.900	t-1st	Linda Robinson
1987-88	24	4	.857	8	2	.800	t-1st	Linda Robinson
1988-89	19	8	.704	9	1	.900	t-1st	Linda Robinson
1989-90	20	9	.790	7	3	.700	2nd	Linda Robinson
1990-91	19	14	.576	5	5	.500	2nd	Linda Robinson
1991-92	9	18	.333	5	5	.500	4th	Linda Robinson
1992-93	10	17	.370	4	8	.333	t-5th	Linda Robinson
1993-94	20	8	.714	10	3	.769	2nd	Linda Robinson
1994-95	19	9	.655	9	5	.642	4th	Linda Robinson
1995-96	24	6	.800	14	0	1.000	1st	Linda Robinson
1996-97	16	12	.572	8	6	.571	3rd	Linda Robinson
1997-98	9	17	.346	8	8	.500	6th	Barbie Breedlove
1998-99	14	15	.483	7	10	.411	6th	Barbie Breedlove
1999-00	13	15	.535	9	9	.500	5th	Barbie Breedlove
2000-01	6	23	.206	3	15	.167	10th	Barbie Breedlove
2001-02	10	19	.345	5	13	.278	9th	Barbie Breedlove
2002-03	9	19	.321	8	10	.444	t-6th	Adrienne Shuler
2003-04	7	21	.250	6	14	.300	9th	Adrienne Shuler
2004-05	11	17	.393	8	12	.400	9th	Adrienne Shuler
2005-06	15	13	.536	11	7	.611	4th	Adrienne Shuler
2006-07	13	18	.419	6	12	.333	7th	Adrienne Shuler
2007-08	8	22	.267	5	13	.278	7th	Adrienne Shuler
2008-09	9	22	.290	7	13	.350	8th	Darcie Vincent
2009-10	23	12	.657	14	6	.700	t-2nd	Darcie Vincent
2010-11	25	7	.781	17	3	.850	1st	Darcie Vincent
2011-12	27	7	.794	17	3	.840	t-1st	Darcie Vincent
2012-13	20	11	.645	13	7	.650	4th	Darcie Vincent
2013-14	13	16	.448	10	8	.555	t-4th	Darcie Vincent
2014-15	14	16	.466	9	11	.450	7th	Angel Elderkin
2015-16	10	20	.333	7	13	.350	8th	Angel Elderkin
2016-17	12	19	.387	6	12	.333	9th	Angel Elderkin
2017-18	8	23	.258	5	13	.278	9th	Angel Elderkin
2018-19	22	14	.611	10	8	.555	5th	Angel Elderkin
2019-20	11	19	.367	8	10	.444	8th	Angel Elderkin
2020-21	15	12	.555	10	8	.555	4th	Angel Elderkin
2021-22	14	12	.538	8	4	.667	t-4th	Angel Elderkin
2022-23	11	20	.355	6	12	.333	11th	Angel Elderkin
Totals	700	742	.485	321	311	.508	-	---

OVERALL SEASONS

Winning Seasons: 24 • **Break-Even Seasons:** 1 • **Losing Seasons:** 28

Consecutive Winning Seasons: 7 (1984-85 through 1990-91)

Consecutive Losing Seasons: 6 (1978-89 through 1983-84)

Consecutive Non-Losing Seasons: 7 (1984-85 through 1990-91)

Most Victories in a Two-Year Span: 52 (2010-11 through 2011-12)

Most Victories in a Four-Year Span: 95 (2009-10 through 2012-13)

Biggest Victory Improvement Over Previous Season: 14 (2009-10) (2018-19)

CONFERENCE SEASONS

Winning Seasons: 17 • **Break-Even Seasons:** 6 • **Losing Seasons:** 17

Consecutive Winning Seasons: 4, three times (1986-87 through 1989-90; 1993-94 through 1996-97, 2009-10 through 2012-13)

Consecutive Losing Seasons: 5 (2000-01 through 2004-05)

Consecutive Non-Losing Seasons: 8 (1984-85 through 1991-92)

Most Victories in a Season: 17, twice (2010-11; 2011-12)

No. 33 VALORIE WHITESIDE




Valorie Whiteside holds 42 Appalachian school records, including most career points (2,944), field goals made in a career (1,153) and rebounds in a career (1,369). In her Appalachian State-record 116 games, Whiteside averaged 25.4 points and 11.8 rebounds per game. She also holds the Appalachian records for most points in a game with 48 and rebounds in a game with 26.

Whiteside earned all-Southern Conference honors all four years at Appalachian, all-tournament honors three times (1985, 87, 88) and was named the conference player of the year in 1988 and Tournament MVP in 1987 and 1988.

She ranks 10th all-time in NCAA scoring history with 2,944 career points and eighth in career scoring average with 25.4 points per game. She is also seventh on the NCAA's career 2,000 point/1,000 rebounds list, 20th on the NCAA's career rebounds list with 1,369 and 26th in career rebounding average with 11.8.

Whiteside was inducted into Appalachian's athletics Hall of Fame on September 20, 2003.

No. 22 CAROL ALMOND



Carol Almond came to Appalachian State University in 1975 and played four seasons under the direction of Dr. Judy Clarke. Over her historic career Almond became the first female collegiate student-athlete to score 1,000 points in the state of North Carolina.

Almond finished her stay at Appalachian State University with 1,158 points. She was selected to the all-state (NCAIAW Division I) team all four seasons as a Mountaineer.

Almond played for one season with St. Louis in the Women's Basketball League. Among the many firsts to her credit, she was the first female at Appalachian to have her jersey retired. App State women's hoops standout Valorie Whiteside and volleyball player and coach Traci Blankenship have since joined Almond as the only Appalachian female student-athletes to receive the honor.

In men's athletics history at Appalachian, only one jersey joins the three women's jerseys in the rafters. Football's jersey No. 23, most-notably worn by Appalachian standout and former NFL running back John Settle, has been retired.

Almond was inducted into the Appalachian Athletics Hall of Fame on September 2, 1989.



APP STATE WOMEN'S BASKETBALL

RECORD BOOK

Season	Overall			SoCon			Opp.			Opp.							
	W-L	Pct.		W-L	Pct.	FG	FGA	Pct.	FG	FGA	Pct.	3FG	3FGA	Pct.	3FG	3FGA	Pct.
1972-73	9-4	.692		—	—	278	726	.512	—	—	—	—	—	—	—	—	—
1973-74	3-10	.231		—	—	251	762	.329	—	—	—	—	—	—	—	—	—
1974-75	6-10	.375		—	—	407	1245	.327	—	—	—	—	—	—	—	—	—
1975-76	18-8	.692		—	—	620	1377	.450	—	—	—	—	—	—	—	—	—
1976-77	14-9	.636		—	—	712	1688	.422	—	—	—	—	—	—	—	—	—
1977-78	12-11	.522		—	—	723	1714	.422	—	—	—	—	—	—	—	—	—
1978-79	11-15	.423		—	—	726	1518	.478	—	—	—	—	—	—	—	—	—
1979-80	8-15	.348		—	—	701	1599	.428	729	1538	.474	—	—	—	—	—	—
1980-81	8-22	.267		—	—	799	1801	.442	1047	2252	.465	—	—	—	—	—	—
1981-82	7-19	.280		—	—	709	1695	.418	833	1745	.465	—	—	—	—	—	—
1982-83	2-26	.071		—	—	730	1952	.374	1022	1925	.520	—	—	—	—	—	—
1983-84	6-22	.214	0-8	.000	717	1996	.359	847	1836	.461	—	—	—	—	—	—	—
1984-85	16-12	.571	5-5	.500	859	1808	.475	825	1855	.445	—	—	—	—	—	—	—
1985-86	16-12	.571	5-5	.500	890	1728	.515	813	1659	.490	—	—	—	—	—	—	—
1986-87	24-7	.774	9-1	.900	1001	1972	.508	882	1891	.466	—	—	—	—	—	—	—
1987-88	24-4	.857	8-2	.800	953	1891	.504	760	1732	.439	16	40	.400	38	127	.299	
1988-89	19-8	.704	9-1	.900	815	1620	.488	796	1740	.457	34	92	.370	51	148	.345	
1989-90	20-9	.690	7-3	.700	824	1833	.450	835	1953	.426	55	145	.379	49	150	.327	
1990-91	19-14	.576	5-5	.500	880	2007	.442	952	2519	.417	136	332	.410	86	284	.303	
1991-92	9-18	.333	5-5	.500	781	1711	.456	852	1830	.466	75	238	.315	111	312	.356	
1992-93	10-17	.370	4-8	.333	791	1671	.473	807	1687	.478	116	319	.364	91	254	.358	
1993-94	20-8	.714	10-3	.769	789	1746	.452	731	1838	.398	172	475	.362	88	309	.285	
1994-95	19-9	.679	9-5	.643	802	1848	.434	675	1642	.411	160	488	.328	95	335	.284	
1995-96	24-6	.800	14-0	1.000	884	2024	.437	728	1747	.417	150	423	.355	95	335	.284	
1996-97	16-12	.571	8-6	.571	756	1848	.409	660	1628	.405	149	445	.335	83	268	.310	
1997-98	9-17	.346	8-8	.500	563	1469	.386	659	1563	.422	86	332	.259	116	346	.335	
1998-99	14-15	.483	7-10	.412	750	1703	.440	756	1704	.444	118	354	.333	122	360	.339	
1999-00	13-15	.464	9-9	.500	710	1763	.403	776	1740	.446	110	359	.306	149	407	.366	
2000-01	6-23	.207	3-15	.166	691	1779	.388	827	1886	.436	118	475	.248	116	371	.313	
2001-02	10-19	.345	5-13	.278	703	1822	.386	746	1785	.418	154	501	.307	132	431	.306	
2002-03	9-19	.321	8-10	.444	677	1573	.430	691	1634	.423	112	330	.339	121	376	.322	
2003-04	7-21	.250	6-14	.300	655	1687	.388	699	1622	.431	145	458	.317	136	356	.382	
2004-05	11-17	.393	8-12	.400	652	1597	.408	592	1519	.390	116	380	.305	113	391	.289	
2005-06	15-13	.536	11-7	.611	685	1630	.420	685	1576	.435	125	367	.341	139	382	.364	
2006-07	13-18	.419	6-12	.333	752	1841	.408	682	1785	.382	144	457	.315	164	491	.334	
2007-08	8-22	.267	5-13	.278	722	1797	.402	747	1750	.427	106	358	.296	163	504	.323	
2008-09	9-22	.290	7-13	.350	718	1766	.407	731	1795	.407	109	362	.301	198	535	.370	
2009-10	23-12	.657	14-6	.700	900	2084	.432	743	2075	.358	149	434	.343	210	661	.318	
2010-11	25-7	.781	17-3	.850	917	2026	.453	681	1822	.374	123	382	.322	183	554	.329	
2011-12	27-7	.794	17-3	.850	868	2107	.412	700	1877	.373	105	341	.308	161	551	.292	
2012-13	20-11	.645	13-7	.650	793	1861	.426	651	1804	.361	119	394	.302	129	510	.253	
2013-14	13-16	.448	10-8	.556	708	1710	.414	662	1641	.403	77	276	.279	137	467	.293	
Sun Belt																	
2014-15	14-16	.467	9-11	.450	756	1834	.412	752	1831	.394	106	351	.302	137	475	.288	
2015-16	10-20	.333	7-13	.350	731	1854	.394	751	1784	.421	112	414	.271	170	522	.326	
2016-17	12-19	.387	6-12	.333	711	1903	.374	716	1832	.391	107	397	.270	157	508	.309	
2017-18	8-23	.258	5-13	.278	630	1703	.370	757	1940	.390	167	559	.299	208	638	.226	
2018-19	22-14	.611	10-8	.555	902	2230	.404	944	2307	.409	215	692	.311	214	626	.342	
2019-20	11-19	.367	8-10	.444	646	1739	.371	739	1789	.414	168	588	.286	206	608	.413	
2020-21	15-12	.555	10-8	.555	602	1651	.365	664	1562	.425	200	633	.316	141	422	.334	
2021-22	14-12	.538	8-4	.667	642	1588	.404	66	1651	.405	204	723	.282	127	381	.333	
2022-23	11-20	.355	6-12	.333	732	1892	.387	778	1913	.407	233	770	.303	164	515	.318	



FT-FTA	Pct.	Opp.		Reb.	Avg.	Opp.		Points	Avg.	Opp.		Scoring		Rebounding		Season
		FT-FTA	Pct.			Reb.	Avg.			Points	Avg.	Margin	Margin			
161-319	.505	—	—	551	39.4	—	—	717	51.2	605	43.2	+8.0	—	—	—	1972-73
372-599	.599	—	—	401	28.6	—	—	725	55.8	774	59.5	-3.7	—	—	—	1973-74
203-346	.587	—	—	666	41.6	—	—	1017	63.6	1071	65.1	-1.5	—	—	—	1974-75
284-498	.570	—	—	819	37.2	—	—	1524	69.3	1313	59.7	+9.6	—	—	—	1975-76
363-425	.618	—	—	790	34.4	—	—	1687	73.4	1267	72.5	+0.9	—	—	—	1976-77
266-384	.693	—	—	938	40.8	—	—	1714	74.5	1833	79.9	-5.4	—	—	—	1977-78
245-372	.659	344-540	.637	847	38.5	837	38.0	1699	77.2	1802	81.9	-4.7	+0.5	—	—	1978-79
215-362	.594	—	—	926	40.3	—	—	1614	70.2	1830	79.6	-9.6	—	—	—	1979-80
302-488	.619	379-573	.661	1164	38.8	1302	43.4	1900	63.3	2473	82.4	-19.1	-4.6	—	—	1980-81
234-377	.621	379-573	.661	1027	41.1	1302	43.4	1652	66.1	1958	78.3	-11.2	-2.3	—	—	1981-82
249-416	.599	384-583	.659	1072	38.3	1233	43.4	1709	61.0	2388	85.3	-24.3	-5.1	—	—	1982-83
362-578	.626	364-552	.659	1245	44.5	1273	45.5	1796	64.1	2058	73.5	-9.4	-1.0	—	—	1983-84
460-675	.675	263-439	.599	1186	42.4	1037	37.0	2148	76.6	1913	68.7	+7.9	+5.4	—	—	1984-85
387-635	.609	367-569	.645	976	33.7	1037	35.8	2147	74.7	1993	68.7	-2.1	+6.0	—	—	1985-86
539-810	.665	401-596	.673	1209	39.0	1079	34.8	2543	82.0	2164	69.4	+11.6	+0.2	—	—	1986-87
421-639	.659	439-520	.637	1107	39.5	1000	36.9	2343	83.7	1889	67.5	+2.6	+16.2	—	—	1987-88
473-677	.699	311-495	.628	1048	38.8	1003	32.1	2137	79.1	1954	72.4	+6.7	+6.7	—	—	1988-89
449-699	.642	341-544	.627	1234	42.6	1176	40.6	2152	74.2	2060	71.0	+3.2	+2.0	—	—	1989-90
609-835	.714	529-742	.713	1405	42.6	1391	42.2	2521	76.4	2519	76.3	+0.1	+0.4	—	—	1990-91
417-598	.697	406-608	.668	1107	42.2	1047	38.8	2054	76.1	2221	82.3	+3.4	-7.2	—	—	1991-92
385-564	.683	397-607	.654	1062	39.3	975	36.1	2083	77.1	2102	77.9	-0.8	+3.2	—	—	1992-93
470-698	.673	386-606	.637	1227	43.8	1139	40.7	2220	79.3	1936	69.1	+10.2	+3.1	—	—	1993-94
388-613	.633	459-751	.611	1208	43.1	1140	40.7	2152	76.9	1896	67.7	+9.2	+2.4	—	—	1994-95
500-755	.662	548-823	.666	1306	43.5	1186	39.5	2418	80.6	2099	70.0	+10.6	+4.0	—	—	1995-96
387-615	.629	499-761	.656	1206	43.1	1187	42.4	2048	73.1	1902	67.9	+5.2	+0.7	—	—	1996-97
382-588	.650	343-494	.694	1031	39.7	980	37.7	1594	61.3	1777	68.3	-7.0	+2.0	—	—	1997-98
500-721	.693	547-791	.692	1169	40.3	1004	34.6	2118	73.0	2181	75.2	-2.2	+5.7	—	—	1998-99
434-649	.669	367-552	.665	1149	41.0	1087	38.8	1964	70.1	2068	73.9	-3.7	+2.2	—	—	1999-00
473-780	.606	509-733	.694	1220	42.1	1258	43.4	1973	68.0	2279	78.6	-10.6	-1.3	—	—	2000-01
432-676	.639	524-752	.697	1206	41.6	1228	42.3	1992	68.7	2148	74.1	-5.4	-0.8	—	—	2001-02
396-554	.715	410-612	.670	985	35.2	1057	37.8	1862	66.5	1913	68.3	-1.8	-2.6	—	—	2002-03
396-552	.717	472-692	.682	1054	37.6	1117	39.9	1851	66.1	2006	71.6	-5.5	-2.3	—	—	2003-04
352-542	.649	480-702	.684	1036	37.0	1060	37.9	1772	63.3	1777	63.5	-0.2	-0.9	—	—	2004-05
383-539	.711	452-649	.696	990	35.4	1050	37.5	1878	67.1	1961	70.0	-3.0	-2.1	—	—	2005-06
445-671	.663	583-810	.720	1207	38.9	1233	39.8	2093	67.5	2111	68.1	-0.6	-0.9	—	—	2006-07
337-519	.649	503-733	.686	1046	34.9	1255	41.8	1887	62.9	2160	72.0	-9.1	-7.0	—	—	2007-08
295-462	.639	491-707	.694	1180	38.1	1147	37.0	1840	59.4	2151	69.4	-10.0	+1.1	—	—	2008-09
387-599	.646	495-702	.705	1503	42.9	1250	35.7	2336	66.7	2191	62.6	+4.1	+7.2	—	—	2009-10
381-540	.706	424-615	.689	1321	41.3	1141	35.7	2338	73.1	1968	61.5	+11.6	+5.6	—	—	2010-11
425-616	.690	416-639	.651	1413	41.6	1198	35.2	2266	66.6	1977	58.1	+8.5	+6.3	—	—	2011-12
426-551	.773	408-617	.661	1249	40.3	1154	37.2	2131	68.7	1839	59.3	+9.4	+3.1	—	—	2012-13
341-514	.663	428-614	.697	1175	40.5	1015	35.0	1834	63.2	1889	65.1	-1.9	+5.5	—	—	2013-14
412-578	.713	472-677	.697	1192	39.7	1166	38.9	2030	67.7	2113	70.4	-2.7	+0.8	—	—	2014-15
414-608	.681	481-690	.697	1186	39.5	1152	38.4	1988	66.3	2153	71.8	-5.5	+1.1	—	—	2015-16
419-640	.655	426-636	.670	1281	41.3	1234	39.8	1948	62.8	2015	65.0	-2.2	+1.5	—	—	2016-17
333-536	.621	346-489	.708	1259	40.6	1162	37.5	1760	56.8	2068	66.7	-9.9	+3.1	—	—	2017-18
446-683	.653	336-474	.709	1536	42.7	1332	37.0	2465	68.5	2438	67.7	+0.8	+5.7	—	—	2018-19
336-487	.690	297-410	.724	1128	37.6	1071	35.7	1796	59.9	1981	66.0	-6.1	+1.9	—	—	2019-20
343-505	.679	348-502	.693	1024	37.9	1056	39.1	1747	64.7	1817	67.3	-2.6	-1.2	—	—	2020-21
297-467	.636	299-441	.678	986	37.9	1086	41.8	1785	68.7	1764	67.8	+0.9	-3.9	—	—	2021-22
384-582	.660	420-591	.711	1120	36.1	1295	41.8	2081	67.1	2140	69.0	-1.9	-5.7	—	—	2022-23



WINS-LOSSES

Overall Wins			
Wins	Season	Overall Record	Head Coach
27	2011-12	27-7 (.794)	Darcie Vincent
25	2010-11	25-7 (.781)	Darcie Vincent
24	1987-88	24-4 (.857)	Linda Robinson
24	1995-96	24-6 (.800)	Linda Robinson
24	1986-87	24-7 (.774)	Linda Robinson
23	2009-10	23-12 (.657)	Darcie Vincent
22	2018-19	22-14 (.611)	Angel Elderkin
20	1993-94	20-8 (.714)	Linda Robinson
20	1989-90	20-9 (.690)	Linda Robinson
20	2012-13	20-11 (.645)	Darcie Vincent
19	1988-89	19-8 (.704)	Linda Robinson
19	1994-95	19-9 (.679)	Linda Robinson
19	1990-91	19-14 (.576)	Linda Robinson
17	1975-76	17-5 (.773)	Judy Clarke
16	1996-97	16-12 (.571)	Linda Robinson
16	1984-85	16-12 (.571)	Linda Robinson
16	1985-86	16-13 (.552)	Linda Robinson

Conference Wins			
Wins	Season	Conference Record	Head Coach
17	2011-12	17-3 (.850)	Darcie Vincent
17	2010-11	17-3 (.850)	Darcie Vincent
14	1995-96	14-0 (1.000)	Linda Robinson
14	2009-10	14-6 (.700)	Darcie Vincent
13	2012-13	13-7 (.650)	Darcie Vincent
11	2005-06	11-7 (.611)	Adrienne Shuler
10	2020-21	10-8 (.555)	Angel Elderkin
10	2018-19	10-8 (.555)	Angel Elderkin
10	1993-94	10-3 (.769)	Linda Robinson
10	2013-14	10-8 (.556)	Darcie Vincent
9	1988-89	9-1 (.900)	Linda Robinson
9	1986-87	9-1 (.900)	Linda Robinson
9	1994-95	9-5 (.643)	Linda Robinson
9	1999-2000	9-9 (.500)	Barbie Breedlove
9	2014-15	9-11 (.450)	Angel Elderkin
8	2021-22	8-4 (.667)	Angel Elderkin
8	2019-20	8-10 (.444)	Angel Elderkin
8	1987-88	8-2 (.800)	Linda Robinson
8	1996-97	8-6 (.571)	Linda Robinson
8	1997-98	8-8 (.500)	Barbie Breedlove
8	2002-03	8-10 (.444)	Adrienne Shuler
8	2004-05	8-12 (.400)	Adrienne Shuler

Overall Losses			
Losses	Season	Overall Record	Head Coach
26	1982-83	2-26 (.071)	Marian Brewer
23	2017-18	8-23 (.258)	Angel Elderkin
23	2000-01	6-23 (.207)	Barbie Breedlove
22	2008-09	9-22 (.290)	Darcie Vincent
22	2007-08	6-22 (.267)	Adrienne Shuler
22	1983-84	6-22 (.214)	Marian Brewer
22	1980-81	8-22 (.267)	Judy Clarke
21	2003-04	7-21 (.250)	Adrienne Shuler
20	2015-16	10-20 (.333)	Angel Elderkin
20	2022-23	11-20 (.355)	Angel Elderkin
19	2019-20	11-19 (.367)	Angel Elderkin
19	2016-17	12-19 (.387)	Angel Elderkin
19	1981-82	6-19 (.240)	Marian Brewer
19	2002-03	9-19 (.321)	Adrienne Shuler
19	2001-02	10-19 (.345)	Barbie Breedlove
18	2006-07	13-18 (.419)	Adrienne Shuler
18	1991-92	9-18 (.333)	Linda Robinson
17	2004-05	11-17 (.393)	Adrienne Shuler
17	1997-98	9-17 (.346)	Barbie Breedlove
17	1992-93	10-17 (.370)	Linda Robinson

Conference Losses			
Losses	Season	Overall Record	Head Coach
15	2000-01	6-23 (.206)	Barbie Breedlove
14	2003-04	7-21 (.250)	Adrienne Shuler
13	2017-18	5-13 (.278)	Angel Elderkin
13	2015-16	7-13 (.350)	Angel Elderkin
13	2008-09	9-22 (.290)	Darcie Vincent
13	2007-08	8-22 (.267)	Adrienne Shuler
13	2001-02	10-19 (.345)	Barbie Breedlove
12	2016-17	6-12 (.333)	Angel Elderkin
12	2022-23	6-12 (.333)	Angel Elderkin
12	2006-07	13-18 (.419)	Adrienne Shuler
12	2004-05	11-17 (.393)	Adrienne Shuler
10	2019-20	8-10 (.444)	Angel Elderkin
10	2002-03	9-19 (.321)	Adrienne Shuler
10	1998-99	14-15 (.483)	Barbie Breedlove

SEASON-LONG STREAKS

1970-71	W..... 4	L..... 2
	L..... 4	
1971-72	W..... 5	1997-98 W..... 6
	L..... 3	L..... 5
1972-73	W..... 2	1998-99 W..... 4
	L..... 8	L..... 6
1973-74	W..... 1	1999-00 W..... 4
	L..... 5	L..... 4
1974-75	W..... 2	2000-01 W..... 1
	L..... 4	L..... 9
1975-76	W..... 11	2001-02 W..... 3
	L..... 2	L..... 7
1976-77	W..... 4	2002-03 W..... 4
	L..... 2	L..... 9
1977-78	W..... 4	2003-04 W..... 1
	L..... 4	L..... 7
1978-79	W..... 2	2004-05 W..... 5
	L..... 2	L..... 7
1979-80	W..... 2	2005-06 W..... 5
	L..... 4	L..... 4
1980-81	W..... 2	2006-07 W..... 3
	L..... 5	L..... 6
1981-82	W..... 2	2007-08 W..... 2
	L..... 5	L..... 6
1982-83	W..... 2	2008-09 W..... 2
	L..... 12	L..... 8
1983-84	W..... 1	2009-10 W..... 7
	L..... 8	L..... 3
1984-85	W..... 6	2010-11 W..... 12
	L..... 5	L..... 2
1985-86	W..... 4	2011-12 W..... 10
	L..... 3	L..... 1
1986-87	W..... 12	2012-13 W..... 6
	L..... 3	L..... 2
1987-88	W..... 8	2013-14 W..... 2
	L..... 1	L..... 5
1988-89	W..... 9	2014-15 W..... 3 (2X)
	L..... 3	L..... 3
1989-90	W..... 5	2015-16 W..... 3
	L..... 2	L..... 4 (2X)
1990-91	W..... 6	2016-17 W..... 2 (3X)
	L..... 3	L..... 4 (2X)
1991-92	W..... 2	2017-18 W..... 3
	L..... 5	L..... 5
1992-93	W..... 2	2018-19 W..... 4 (2x)
	L..... 3	L..... 3
1993-94	W..... 12	2019-20 W..... 2 (4x)
	L..... 2	L..... 5
1994-95	W..... 7	2020-21 W..... 5
	L..... 2	L..... 4
1995-96	W..... 10	2021-22 W..... 5
	L..... 2	L..... 5
1996-97	W..... 5	2022-23 W..... 2(2x)
		L..... 4(2x)

Longest Winning Streak: ..12, three times (Jan. 14-Feb. 19, 2011)
 (Jan. 31-March 10, 1994)
 (Jan. 4-March 7, 1987)

Longest Losing Streak: 12 (Jan. 26-March 3, 1983)



100-POINT GAMES

APPALACHIAN

Points	Opponent	Opp. Pts.	Date
113	vs. Milligan	35	1979-1980
110	at Tennessee Tech	60	January 14, 1982
109	vs. Marshall	56	January 21, 1995
108	at Western Carolina	74	February 28, 1993
107	vs. High Point	62	February 25, 1987
107	vs. Johnson C. Smith	52	December 10, 2022
105	vs. Cheyney	62	November 27, 1987
104	vs. Winthrop	51	February 24, 1988
104	vs. Furman	77	March 11, 1988
104	at Central Florida	84	January 4, 1987
104	vs. Mars Hill	82	1980-1981
102	at Georgia Southern	94	February 22, 1996
102	vs. Coastal Carolina	44	February 18, 1991
101	at East Tennessee State	92	January 24, 1996
101	vs. Catawba	57	December 10, 1984
100	vs. Elon	67	November 29, 2010
100	vs. UNC-Asheville	49	December 1, 1992
100	at USC-Spartanburg	87	January 24, 1987
100	at Maryland	71	March 14, 1990

100-Point Games: 19

Last Time Appalachian Scored 100 Points: 107 vs. Johnson C. Smith (December 10, 2022)

In Boone: 107 vs. Johnson C. Smith (December 10, 2022)

At the Holmes Center: 107 vs. Johnson C. Smith (December 10, 2022)

On the Road: 102 at Georgia Southern (February 24, 1996 — Statesboro, Ga.)

At a Neutral Site: 104 vs. Furman (March 11, 1988 — Huntington, W. Va.)

OPPONENTS

Points	Opponent	App State Pts.	Date
118	at No. 9 Maryland	59	December 1, 2005
118	vs. N.C. State	54	1980-81
114	vs. Alabama	90	January 13, 1992
114	vs. North Carolina	50	November 20, 1982
113	at Tennessee	64	March 13, 1999
112	vs. Cleveland State	67	December 30, 1982
112	vs. Tennessee Tech	67	1980-81
111	at Kentucky	74	November, 14, 2014
111	vs. DePaul	64	December 30, 2007
110	at Georgia Tech	72	December 18, 1992
110	at Clemson	81	December 17, 1977
109	at Louisville	61	February 23, 1991
109	vs. California	99	March 19, 1987
109	at North Carolina	72	November 24, 1981
108	vs. Troy	87	February 7, 2015
107	at RV Georgia	44	December 22, 2020
107	vs. North Carolina	76	1980-81
107	vs. North Carolina	76	1978-79
106	at Houston	70	December 1, 1989
105	at California	69	December 20, 1991
104	at East Tennessee State	87	November 21, 2006
104	vs. N.C. State	61	1979-80
104	vs. N.C. State	59	1978-79
103	at North Carolina	50	December 10, 1982
103	vs. East Carolina	40	1980-81
103	at N.C. State	59	January 2, 1982
100	vs. Troy	89	February 20, 2016
101	vs. East Tennessee State	78	January 8, 2001
100	at UNC-Charlotte	63	January 30, 1991
100	at Furman	83	January 12, 1991
100	at Maryland	71	March 14, 1990
100	vs. East Tennessee State	81	February 20, 1986
100	vs. East Tennessee State	51	1980-81
100	at Michigan State	63	November 19, 1999

100-Point Games: 32

Last Time Opponent Scored 100 Points: 107 by Georgia (December 22, 2020)

In Boone: 100 by Troy (February 20, 2016)

On the Road: 107 by Georgia (December 22, 2020)

At a Neutral Site: 111 by DePaul (December 30, 2007 - San Diego, Calif.)

MOST COMBINED POINTS

Points	Opponent	App-Opp	Date
208	vs. California	99-109	March 19, 1987
204	vs. Alabama	90-114	Jan. 13, 1992
196	at Georgia Southern	102-94	Feb. 22, 1996
195	vs. Troy	108-87	Feb. 7, 2015
193	at E. Tennessee State	101-92	Jan. 24, 1996
192	at Charlotte	94-98	Nov. 8, 2022
191	at E. Tennessee State	87-104	Nov. 11, 2006
191	at Clemson	81-110	Dec. 17, 1977
190	at Arkansas State	92-98	Jan. 13, 2022
189	vs. Troy	89-100	Feb. 20, 2016
188	at UCF	104-84	Jan. 4, 1987
187	at USC Spartanburg	100-87	Jan. 24, 1987
186	vs. Mars Hill	104-82	1980-81
185	at Kentucky	111-74	Nov. 14, 2015
183	vs. Chattanooga	104-79	Jan. 17, 1987
183	at Furman	83-100	Jan. 12, 1991

FEWEST COMBINED POINTS

Points	Opponent	App-Opp	Date
66	at Western Carolina	37-29	Jan. 16, 1973
69	vs. High Point	40-29	Feb. 19, 1973
73	vs. Elon	53-20	1971-72
74	vs. Elon	55-19	1970-71
76	vs. Mars Hill	37-39	1970-71
77	vs. Western Carolina	37-40	1971-72
81	vs. Winthrop	36-45	1970-71
84	vs. Western Carolina	34-50	1970-71
84	vs. Winthrop	49-35	1970-71
84	vs. UNC Asheville	75-9	Jan. 24, 1973

MOST POINTS SCORED

Game:	Points	Opponent	Date
113	vs. Milligan	35	1979-1980
110	at Tennessee Tech	60	January 14, 1982
109	vs. Marshall	56	January 21, 1995
108	at Western Carolina	74	February 28, 1993
107	vs. High Point	62	February 25, 1987
107	vs. Johnson C. Smith	52	December 10, 2022
105	vs. Cheyney	62	November 27, 1987
104	vs. Winthrop	51	February 24, 1988
104	vs. Furman	77	March 11, 1988
104	at Central Florida	84	January 4, 1987
104	vs. Mars Hill	82	1980-1981
102	at Georgia Southern	94	February 22, 1996
102	vs. Coastal Carolina	44	February 18, 1991
101	at East Tennessee State	92	January 24, 1996
101	vs. Catawba	57	December 10, 1984

Season Avg.:

83.7	1987-88 (2,343 pts. — 28 games)
82.0	1986-87 (2,543 pts. — 31 games)
80.6	1995-96 (2,418 pts. — 30 games)
79.3	1993-94 (2,220 pts. — 28 games)
79.1	1988-89 (2,137 pts. — 27 games)



MOST POINTS SCORED

Appalachian

Game:

- 113 vs. Milligan (1979-80)
- 110 at Tennessee Tech (Nov. 14, 1982)
- 109 vs. Marshall (Jan. 21, 1995)
- 107 vs. High Point (Feb. 25, 1987)
- 107 vs. Johnson C. Smith (Dec. 10, 2022)
- 105 vs. Cheyney (Nov. 27, 1987)
- 104 vs. Mars Hill (1980-81)
- 104 at UCF (Jan. 4, 1987)
- 104 vs. Chattanooga (Jan. 17, 1987)
- 104 vs. Winthrop (Feb. 24, 1988)
- 104 vs. Furman (March 11, 1988)

Season Avg.:

- 83.7 1987-88 (2,343 pts. — 28 games)
- 82.0 1986-87 (2,543 pts. — 31 games)
- 80.6 1995-96 (2,418 pts. — 30 games)
- 79.3 1993-94 (2,220 pts. — 28 games)
- 79.1 1988-89 (2,137 pts. — 29 games)

Opponents

Game:

- 118 at No. 9 Maryland (Dec. 1, 2005)
- 118 vs. N.C. State (1980-81)
- 114 vs. North Carolina (Nov. 20, 1982)
- 114 vs. Alabama (Jan. 13, 1982)
- 113 at Tennessee (March 13, 1999)
- 112 vs. Tennessee Tech (1980-81)
- 112 vs. Cleveland State (Dec. 30, 1982)
- 111 at Kentucky (Nov. 14, 2014)
- 111 vs. DePaul (Dec. 30, 2007)
- 110 at Clemson (Dec. 17, 1977)
- 110 at Georgia Tech (Dec. 18, 1992)

Season Avg.:

- 85.3 1982-83 (2,388 pts. — 28 games)
- 82.4 1980-81 (2,473 pts. — 30 games)
- 82.3 1991-92 (2,221 pts. — 27 games)
- 81.9 1978-79 (1,802 pts. — 22 games)
- 79.9 1977-78 (1,833 pts. — 23 games)

FIELD GOALS MADE

Appalachian

Game: 47 vs. Catawba (Dec. 10, 1984)

Season: 1,001, 1986-87 (attempted 1,972)

Opponents

Season: 952, 1990-91 (attempted 2,284)

FIELD GOALS ATTEMPTED

Appalachian

Game: 100 vs. East Carolina (1976-77)

Season: 2,230, 2018-19 (made 902)

Opponents

Season: 2,519, 1990-91 (made 952)

FIELD GOAL ACCURACY

Appalachian

Game: .647 vs. Furman (33-51; March 10, 1990)

Season: .515, 1985-86 (890-1,728)

Opponents

Season: .490 1985-86 (813-1,659)

THREE-POINT FIELD GOALS MADE

Appalachian

Game: 15 (2x), last vs. South Alabama (38 att; Feb. 26, 2022)

Season: 233, 2022-23 (770 attempts)

Opponents

Game: 14 (3x), last at Georgia Southern (24 att; Jan. 8, 2020)

Season: 214, 2018-19 (626 attempts)

THREE-POINT FIELD GOAL ATTEMPTS

Appalachian

Game: 45 at Georgia Southern (13 made; Feb. 10, 2022)

Season: 723, 2021-122 (204 made)

Opponents

Game: 37 at Charleston Southern (March 18, 2010)

Season: 661, 2009-10 (210 made)

FREE THROWS

Appalachian

Game: 41 vs. Radford (52 att.; Dec. 12, 1990)

Season: 609, 1990-91 (attempted 853)

Opponents

Season: 583, 2006-07 (attempted 810)

FREE THROWS ATTEMPTED

Appalachian

Game: 53 vs. East Tennessee State (34 made)

Season: 853, 1990-91 (made 609)

Opponents

Season: 823, 1995-96 (made 548)

FREE THROW ACCURACY

Appalachian

Game: .950* vs. Hofstra (19-20; Nov. 19, 1994)

* minimum 20 attempts

Season: .773, 2012-13 (426-551)

Opponents

Season: .724, 2019-20 (297-410)

REBOUNDS

Appalachian

Game: 66 vs. Catawba (Nov. 21, 1983)

Season: 1,536, 2018-19 (36 games)

Season Avg.: 44.5, 1983-84 (1,245 reb./28 games)

Opponents

Season: 1,391, 1990-91 (33 games)

Season Avg.: 45.5, 1983-84 (1,273 reb./28 games)

ASSISTS

Appalachian

Game: 31 vs. Furman (Jan. 11, 1997)

Season: 556, 2009-10

STEALS

Appalachian

Game: 23, 3x last at Georgia State (Nov. 26, 2011)

Season: 442, 2011-12

Opponents

Game: 27 vs. Georgia Southern (Jan. 1, 1990)

Season: 356, 1989-90

BLOCKED SHOTS

Appalachian

Game: 17 vs. Elon (Jan. 2, 2010)

Season: 223, 2009-10

Opponents

Game: 12 vs. Wofford (Feb. 25, 2010)

MARGIN OF VICTORY

Appalachian:

78 vs. Milligan (113-35), 1979-80

Opponents:

64 vs. North Carolina (114-50), Nov. 20, 1982

64 vs. NC State (118-54), 1980-81

POINTS

Game: 48, Valorie Whiteside vs. Western Carolina (Jan. 23, 1986)
Season: 776, Valorie Whiteside (1986-87)
Season Avg.: 27.1, Valorie Whiteside (1984-85)
Career: 2,944, Valorie Whiteside (1984-88)
Career Avg.: 25.4, Valorie Whiteside (1984-88)

POINTS IN A SEASON BY CLASS

Freshman: 758, Valorie Whiteside (1984-85)
Sophomore: 698, Valorie Whiteside (1985-86)
Junior: 776, Valorie Whiteside (1986-87)
Senior: 712, Valorie Whiteside (1987-88)

FIELD GOALS

Game: 20, Valorie Whiteside vs. Western Carolina (Jan. 23, 1986)
Season: 286, Valorie Whiteside (1987-88)
Career: 1,153, Valorie Whiteside (1984-88)

FIELD GOAL ATTEMPTS

Game: 30, Valorie Whiteside vs. Marshall (Jan. 26, 1985)
Season: 598, Valorie Whiteside (1987-88)
Career: 2,231, Valorie Whiteside (1984-88)

FIELD GOAL ACCURACY

Game*: 1.000 (10-10), Regina Ikard vs. Radford (Nov. 26, 1991)
Season: .637 (221-347), Angela Crosby (1992-93)
Career: .628 (429-683), Angela Crosby (1992-95)
 * minimum 10 attempts

THREE-POINT FIELD GOALS

Game: 7, Ashley Polacek at Georgia State (Feb. 21, 2019)
 7, Tierra Wilson at UL Monroe (Jan. 6, 2018)
 7, Leigh Jones vs. Marshall (March 1, 1997)
 7, Karen Gruca vs. Furman (Jan. 12, 1991)
Season: 83, Karen Gruca (1990-91)
Career: 230, Sam Ramirez (2007-11//0)

THREE-POINT FIELD GOAL ATTEMPTS

Game: 15, Emily Carver at Georgia Southern (Feb. 10, 2022)
Season: 203, Sam Ramirez (2009-10)
Career: 666, Sam Ramirez (2007-11//0)

THREE-POINT FIELD GOAL ACCURACY

Game*: 1.000 (5-5), Tierra Wilson vs. Georgia Southern (Jan. 13, 2018)
Season: .517, Shannon Spencer (1993-94)
Career: .424, Karen Gruca (1989-91)
 * minimum five made

FREE THROWS

Game: 16, Valorie Whiteside vs. Lenoir-Rhyne (Feb. 4, 1985)
 16, Shannon Thomas vs. New Mexico State (Feb. 22, 1991)
Consecutive: 39, Beth Laney (1986-88)
Season: 207, Angela Crosby (1993-94)
Career: 638, Valorie Whiteside (1984-88)

FREE THROW ATTEMPTS

Game: 24, Valorie Whiteside vs. Lenoir-Rhyne (Feb. 4, 1985)
Season: 338, Valorie Whiteside (1984-85)
Career: 1,173, Valorie Whiteside (1984-88)

FREE THROW ACCURACY

Game*: 1.000 (14-14), Beth Laney vs. S.F. Austin (March 20, 1987)
 1.000 (12-12), Maryah Sydnor at Radford (Dec. 16, 2013)
Season: .898, Jane Dalton (1987-88)
Career: .838, Jane Dalton (1984-88)

* minimum 12 made

REBOUNDS

Game: 26, Valorie Whiteside vs. Furman (Feb. 6, 1985)
Season: 463, Bayley Plummer (2018-19)
Season Avg.: 15.5, Valorie Whiteside (1984-85) (435 rebounds/28 gms.)
Career: 1,369, Valorie Whiteside (1984-88)
Career Avg: 11.8, Valorie Whiteside (1984-88)

REBOUNDS IN A SEASON BY CLASS

Freshman: 435, Valorie Whiteside (1984-85)
Sophomore: 355, Bayley Plummer (2017-18)
Junior: 463, Bayley Plummer (2018-19)
Senior: 300, Glenda Cunningham (1989-90)

ASSISTS

Game: 14, Shannon Spencer vs. East Tennessee St. (Feb. 21, 1994)
Season: 174, Jane Currin (1986-87)
Career: 660, Jane Dalton (1984-88)

STEALS

Game: 13, Valorie Whiteside vs. Coll. of Charleston (Jan. 9, 1988)
Season: 113, Whitney Tossie (2006-07)
Career: 351, Whitney Tossie (2004-08)

STEALS IN A SEASON BY CLASS

Freshman: 74, Greteya Kelley (2005-06)
Sophomore: 100, Anna Freeman (2010-11)
Junior: 122, Anna Freeman (2011-12)
Senior: 97, Shannon Spencer (1995-96)

BLOCKED SHOTS

Game: 8, Catherine Williams vs. Davidson (Jan. 23, 2010)
 8, Anna Freeman vs. Bowling Green (Dec. 23, 2009)
Season: 92, Anna Freeman (2009-10)
Career: 265, Anna Freeman (2009-13)

BLOCKED SHOTS IN A SEASON BY CLASS

Freshman: 92, Anna Freeman (2009-10)
Sophomore: 53, Bayley Plummer (2017-18)
Junior: 69, Anna Freeman (2011-12)
Senior: 62, Britany Mixon (2008-09)

PERSONAL FOULS

Season: 127, Anna Freeman (2009-10)
Career: 434, Anna Freeman (2009-13)



CAREER SCORING LEADERS

	Points	Player	Seasons	GP	FG-FGA	Pct.	FT-FTA	Pct.	Avg.
1)	2,944	Valorie Whiteside	1984-88	116	1153-2231	.517	638-1,173	.544	25.4
2)	1,858	Anna Freeman	2009-13	132	678-1507	.450	355-426	.833	14.1
3)	1,821	Maryah Sydnor	2011-14	120	665-1459	.456	432-505	.855	15.2
4)	1,725	Karen Robinson	1983-87	109	714-1441	.495	297-415	.716	15.8
5)	1,584	Pre Stanley	2017-20	122	561-1408	.398	383-505	.758	13.0
6)	1,525	Sam Ramirez	2007-11	128	572-1392	.410	151-189	.799	11.9
7)	1,495	Shannon Thomas	1988-92	100	558-1167	.478	378-597	.633	15.0
8)	1,477	Muriel Higginbotham	1978-82	99	616-1201	.413	245-408	.601	14.9
9)	1,373	Beth Laney	1985-89	114	480-884	.544	414-526	.787	12.1
10)	1,302	Whitney Tossie	2004-08	116	497-1048	.474	263-395	.666	11.2
11)	1,294	Madi Story	2014-18	123	442-1089	.406	317-443	.716	10.5
12)	1,282	Andreia Hinton	1993-97	105	513-1101	.466	256-467	.548	12.2
13)	1,275	Natasha Lettsome	1997-01	110	513-970	.529	249-480	.518	11.6
14)	1,259	Penny Roberson	1990-94	99	460-1039	.443	232-288	.806	12.7
15)	1,211	Kiki Conyers	2002-06	111	427-976	.438	303-373	.812	10.9
16)	1,208	Lainey Gosnell	2017-20	120	422-1133	.372	198-286	.692	10.1
17)	1,203	Angela Crosby	1992-94	55	429-683	.628	345-477	.723	21.9
18)	1,178	Joi Jones	2013-17	119	457-1148	.398	241-363	.664	9.9
19)	1,170	Aisha Bryant	2000-04	112	382-1064	.359	293-383	.765	10.4
20)	1,158	Carol Almond	1975-79	87	523-1062	.492	119-152	.747	13.3



Valorie Whiteside is 10th on the NCAA Division I career scoring list.

SINGLE-SEASON SCORING AVERAGE LEADERS

	Avg.	Player	Season
1.	27.1	Valorie Whiteside	1984-85
2.	25.4	Valorie Whiteside	1987-88
3.	25.0	Valorie Whiteside	1986-87
4.	24.1	Valorie Whiteside	1985-86
5.	22.2	Angela Crosby	1993-94
6.	21.6	Angela Crosby	1992-93
7.	21.3	Glenda Cunningham	1989-90
8.	20.6	Shannon Thomas	1990-91
9.	19.4	Beth Laney	1988-89
10.	19.4	Maryah Sydnor	2013-14

SINGLE-GAME SCORING LEADERS

	Pts.	Player	Opponent (Date)
1.	48	Valorie Whiteside	vs. Western Carolina (Jan. 23, 1986)
2.	44	Valorie Whiteside	vs. Lenoir-Rhyne (Feb. 4, 1985)
		Shannon Thomas	vs. New Mexico St. (Feb. 22, 1991)
4.	41	Valorie Whiteside	vs. Catawba (Dec. 10, 1984)
5.	37	Angela Crosby	vs. East Carolina (March 3, 1993)
		Valorie Whiteside	vs. USC-Spartanburg (Jan. 24, 11987)
		Valorie Whiteside	vs. S.F. Austin (March 10, 1987)
8.	36	Maryah Sydnor	vs. Davidson (Jan. 25, 2014)
9.	35	Valorie Whiteside	vs. Central Florida (Jan. 4, 1987)
		Valorie Whiteside	vs. Marshall (Jan. 26, 1985)
11.	34	Valorie Whiteside	vs. VCU (Feb. 8, 1995)
		Shannon Thomas	vs. Chattanooga (March 9, 1990)
		Ashlen Dewart	at Bowling Green (Dec. 23, 2009)
		Ashlen Dewart	vs. Gardner-Webb (Nov. 22, 2010)
15.	33	Angela Crosby	vs. Western Carolina (Feb. 28, 1993)
		Aisha Bryant	vs. East Tennessee State (Feb. 4, 2002)
		Maria Grimes	at Georgia Southern (Jan. 20, 2007)
		Maryah Sydnor	at Kentucky (Feb. 7, 2015)

CAREER REBOUNDED LEADERS


Rank	Rebounds	Player	Seasons	GP	Avg./Game
1)	1,369	Valorie Whiteside	1984-88	116	11.8
2)	1,277	Bayley Plummer	2016-19	120	10.6
2)	1,008	Anna Freeman	2009-13	132	7.6
4)	969	Muriel Higginbotham	1978-82	99	9.8
5)	929	Shannon Thomas	1988-92	100	9.3
6)	849	Maryha Syndor	2011-14	120	7.1
7)	758	Natasha Lettsome	1997-2001	100	6.9
8)	757	Jamie Gagliano	1997-2001	108	7.0
9)	713	Karen Robinson	1983-87	109	6.5
10)	700	Kelsey Sharkey	2009-13	132	5.3
11)	694	Andreia Hinton	1993-97	105	6.6
12)	651	Courtney Freeman	2009-13	132	4.9
13)	641	Lainey Gosnell	2017-20	120	5.3
14)	639	KeKe Cooper	2012-15	108	5.9
15)	632	Canesha Edwards	2008-12	127	4.9
16)	624	Regina Ikard	1990-93	106	5.9
17)	606	Meana Cusimano	1981-85	91	6.7
18)	587	Melissa Davis	1993-97	111	5.3
19)	586	Meredith Thompson	1993-97	113	5.2
20)	582	Jaime Bennett	2003-07	115	5.1

SINGLE-SEASON REBOUNDED LEADERS

	Rebs.	Player	Season
1.	463	Bayley Plummer	2018-19
2.	435	Valorie Whiteside	1984-85
3.	355	Bayley Plummer	2017-18
4.	328	Valorie Whiteside	1985-86
5.	311	Valorie Whiteside	1986-87
6.	300	Glenda Cunningham	1989-90
7.	297	Muriel Higginbotham	1981-82
8.	295	Valorie Whiteside	1987-88
9.	293	Anna Freeman	2009-10
10.	290	Madeline Frosch	1977-78

SINGLE-GAME REBOUNDED LEADERS

Reb.	Player	Opponent (Date)
1.	26	Valorie Whiteside vs. Furman (Feb. 6, 1986)
2.	24	Bayley Plummer at Georgia State (Feb. 20, 2020)
3.	23	Bayley Plummer at Elon (Nov. 13, 2019)
	23	Valorie Whiteside vs. Lenoir-Rhyne (Feb. 4, 1985)
	23	Valorie Whiteside vs. Wofford (Nov. 23, 1985)
5.	22	Bayley Plummer vs. North Texas (April 3, 2019)
	22	Shannon Thomas vs. Chattanooga (March 9, 1990)
	22	Valorie Whiteside vs. Marshall (Jan. 26, 1984)
8.	21	Bayley Plummer at Coastal Carolina (March 7, 2020)
	21	Bayley Plummer vs. Marshall (March 25, 2019)
	21	Bayley Plummer vs. Marshall (Nov. 25, 2018)
	21	Preppie Propst vs. UNC Greensboro (Oct. 2, 1973)
	21	Madeline Frosch vs. Lenoir-Rhyne (Dec. 3, 1977)
	21	Madeline Frosch vs. Mars Hill (Jan. 11, 1978)
9.	20	Bayley Plummer vs. Campbell (March 30, 2019)
	20	Bayley Plummer vs. College of Charleston (Dec. 2, 2018)
	20	Bayley Plummer vs. UTA (Dec. 31, 2017)
	20	Valorie Whiteside vs. Western Carolina (March 3, 1987)
	20	Madeline Frosch vs. North Carolina (Dec. 2, 1977)
	20	Madeline Frosch vs. Duke (Jan. 28, 1978)
	20	Madeline Frosch vs. East Carolina (Feb. 11, 1978)
	20	Meana Cusimano vs. Farleigh Dickinson (Jan. 3, 1983)



Shannon Thomas is one of just five players to pull down more than 900 boards in a career at Appalachian.



POINTS

Table with 10 rows listing players and their total points: Valorie Whiteside (1984-88) 2,944, Anna Freeman (2009-13) 1,858, Maryah Sydnor (2011-present) 1,821, Karen Robinson (1983-87) 1,725, Pre Stanley (2017-20) 1,584, Sam Ramirez (2007-11) 1,525, Shannon Thomas (1988-92) 1,495, Muriel Higginbotham (1978-82) 1,477, Beth Laney (1985-89) 1,373, Whitney Tossie (2004-08) 1,302

FIELD GOALS

Table with 10 rows listing players and their total field goals: Valorie Whiteside (1984-88) 1,153, Karen Robinson (1983-86) 714, Anna Freeman (2009-13) 678, Maryah Sydnor (2011-14) 665, Sam Ramirez (2007-11) 572, Pre Stanley (2017-20) 561, Shannon Thomas (1988-91) 558, Andrea Hinton (1993-97) 513, Natasha Lettsome (1997-01) 513, Whitney Tossie (2004-08) 497

REBOUNDS

Table with 10 rows listing players and their total rebounds: Valorie Whiteside (1984-88) 1,369, Bayley Plummer (2016-19) 1,277, Anna Freeman (2009-13) 1,008, Muriel Higginbotham (1978-82) 969, Shannon Thomas (1988-92) 929, Maryah Sydnor (2011-14) 849, Natasha Lettsome (1997-01) 758, Jamie Gagliano (1997-01) 757, Karen Robinson (1983-87) 713, Kelsey Sharkey (2009-13) 700

FREE THROWS

Table with 10 rows listing players and their total free throws: Valorie Whiteside (1984-88) 638, Maryah Sydnor (2011-14) 432, Beth Laney (1985-89) 414, Pre Stanley (2017-20) 383, Shannon Thomas (1988-91) 378, Angela Crosby (1992-93) 345, Madi Story (2014-18) 317, Kiki Conyers (2002-06) 303, Karen Robinson (1983-86) 297, Aisha Bryant (2000-04) 293

THREE-POINT FIELD GOALS

Table with 10 rows listing players and their total three-point field goals: Sam Ramirez (2007-11) 230, Lindsay Smith (2001-05) 177, Lainey Gosnell (2017-20) 166, Beth Kilby (1991-94) 162, Noel Dolan (1996-2000) 150, Tierra Wilson (2017-20) 149, Karolina Karqvist (1992-96) 148, Anna Freeman (2009-13) 147, Karen Gruca (1989-90) 133, Katie Mallow (2011-14) 128, Emily Carver (2021-23) 122

ASSISTS

Table with 10 rows listing players and their total assists: Jane Dalton (1984-87) 660, Shannon Spencer (1992-96) 568, Sam Ramirez (2007-11) 449, Anna Freeman (2009-13) 419, Whitney Tossie (2004-08) 351, Joi Jones (2013-2017) 299, Penny Roberson (1990-93) 291, Karen Robinson (1983-86) 278, Lindsay Smith (2001-05) 277, Noel Dolan (1996-2000) 276

STEALS

Table with 10 rows listing players and their total steals: Anna Freeman (2009-13) 383, Whitney Tossie (2004-08) 351, Shannon Spencer (1992-96) 341, Valorie Whiteside (1984-88) 257, Sam Ramirez (2007-11) 228, Kelsey Sharkey (2009-13) 190, Noel Dolan (1996-2000) 179, Karen Robinson (1983-86) 175, TC Weldon (2009-12) 174, Canesha Edwards (2008-12) 168

BLOCKED SHOTS

Table with 10 rows listing players and their total blocked shots: Anna Freeman (2009-13) 265, Valorie Whiteside (1984-88) 195, Bayley Plummer (2016-19) 162, Ashley Bassett-Smith (2014-2017) 141, Shannon Thomas (1988-91) 131, KeKe Cooper (2012-15) 128, Brittany Mixon (2005-09) 107, Jessica Jank (2001-05) 101, Kelsey Sharkey (2009-13) 73, Catherine Williams (2008-12) 71



Anna Freeman ended her career as Appalachian's all-time leader in steals and blocks.



SCORING

Season	Player	G	FG	FT	Points	Avg.
1972-73	Alice Coffey	12	50	29	129	10.8
1973-74	Janice Markland	13	38	34	110	8.5
1974-75	Janet Gordon	16	71	43	185	11.6
1975-76	Carol Almond	22	133	25	291	11.6
1976-77	Madeline Frosch	18	123	40	286	13.2
1977-78	Donna Elrod	23	152	78	382	16.6
1978-79	Carol Almond	22	135	61	306	13.9
1979-80	Muriel Higginbotham	23	106	50	262	11.4
1980-81	Muriel Higginbotham	30	208	80	496	16.5
1981-82	Muriel Higginbotham	25	184	74	442	17.7
1982-83	Meana Cusimano	28	132	58	322	11.5
1983-84	Karen Robinson	24	118	103	339	14.1
1984-85	Valorie Whiteside	28	279	200	758	27.1
1985-86	Valorie Whiteside	29	282	134	698	24.1
1986-87	Valorie Whiteside	31	306	164	776	25.0
1987-88	Valorie Whiteside	28	286	140	712	25.4
1988-89	Beth Laney	24	185	154	524	19.4
1989-90	Glenda Cunningham	29	248	121	617	21.3
1990-91	Shannon Thomas	24	180	134	495	20.6
1991-92	Penny Roberson	27	179	76	396	14.7
1992-93	Angela Crosby	27	221	138	582	21.6
1993-94	Angela Crosby	28	208	207	623	22.2
1994-95	Andrea Hinton	28	164	65	393	14.0
1995-96	Andrea Hinton	30	179	106	464	15.5
1996-97	Merideth Thompson	28	165	88	450	16.1
1997-98	Beth Schoolfield	26	157	98	412	15.8
1998-99	Beth Schoolfield	29	172	115	459	15.8
1999-00	Natasha Lettsome	26	140	70	350	13.5
2000-01	Natasha Lettsome	29	194	93	481	16.6
2001-02	Joanie White	25	105	69	279	11.2
2002-03	Tiffani Johnson	25	151	44	353	12.6
2003-04	Aisha Bryant	28	124	69	359	12.82
2004-05	Kiki Conyers	28	128	77	351	12.5
2005-06	Danielle Edwards	25	94	72	260	10.4
2006-07	Whitney Tossie	31	189	91	490	15.8
2007-08	Whitney Tossie	30	151	90	399	13.3
2008-09	Brittany Mixon	31	159	64	384	12.4
2009-10	Ashlen Dewart	35	212	76	519	14.8
2010-11	Ashlen Dewart	32	199	85	500	15.6
2011-12	Anna Freeman	34	184	107	522	15.4
2012-13	Anna Freeman	31	184	109	513	16.5
2013-14	Maryah Sydnor	29	201	143	563	19.4
2014-15	Maryah Sydnor	24	158	126	456	17.5
2015-16	Joi Jones	30	286	80	390	13.0
2016-17	Madi Story	31	134	146	413	13.3
2017-18	Pre Stanley	31	119	94	353	11.4
2018-19	Madi Story	36	153	88	419	12.3
2019-20	Pre Stanley	30	149	108	423	14.1
2020-21	Pre Stanley	27	155	93	425	15.7
2021-22	Alexia Allesch	20	104	207	265	13.3
2022-23	Emily Carver	31	122	60	380	12.3

**FIELD GOAL ACCURACY
(MINIMUM 75 ATTEMPTS)**

Season	Player	G	FG	FGA	Pct.
1972-73	Debbie Wynne	13	32	75	.427
1973-74	Janice Markland	13	38	81	.469
1974-75	Jayne Cox	16	48	108	.440
1975-76	Carol Almond	22	133	255	.522
1976-77	Madeline Frosch	18	123	233	.528
1977-78	Madeline Frosch	23	140	288	.486
1978-79	Carol Almond	22	135	248	.544
1979-80	Angelita Horton	19	103	195	.529
1980-81	Muriel Higginbotham	30	208	365	.568
1981-82	Muriel Higginbotham	25	184	367	.498
1982-83	Meana Cusimano	28	132	304	.434
1983-84	Meana Cusimano	28	115	261	.441
1984-85	Karen Robinson	27	210	392	.536
1985-86	Jane Dalton	29	102	191	.534
1986-87	Valorie Whiteside	31	306	532	.575
1987-88	Beth Laney	28	128	211	.607
1988-89	Beth Laney	27	185	337	.549
1989-90	Glenda Cunningham	29	248	494	.502
1990-91	Regina Ikard	33	118	228	.518
1991-92	Regina Ikard	27	145	249	.582
1992-93	Angela Crosby	27	221	347	.637
1993-94	Angela Crosby	28	208	336	.619
1994-95	Tiana Tate	28	83	146	.568
1995-96	Melissa Davis	30	132	259	.510
1996-97	Tiana Tate	28	101	206	.490
1997-98	Beth Schoolfield	26	157	312	.503
1998-99	Beth Schoolfield	29	172	306	.562
1999-00	Natasha Lettsome	26	140	279	.502
2000-01	Natasha Lettsome	29	194	342	.567
2001-02	Joanie White	25	105	215	.488
2002-03	Kiki Conyers	27	92	196	.496
2003-04	Jessica Jank	26	63	123	.512
2004-05	Whitney Tossie	27	70	144	.486
2005-06	Eboni Kirby	28	106	211	.502
2006-07	Shante Williams	31	38	75	.507
2007-08	Whitney Tossie	30	151	322	.469
2008-09	Brittany Mixon	31	159	350	.454
2009-10	Ashlen Dewart	35	212	400	.530
2010-11	Ashlen Dewart	32	199	373	.534
2011-12	Kelsey Sharkey	34	88	184	.478
2012-13	Maryah Sydnor	31	172	345	.499
2013-14	KeKe Cooper	29	141	238	.592
2014-15	Bria Carter	30	65	123	.528
2015-16	KeKe Cooper	30	100	171	.585
2016-17	Bria Carter	31	74	167	.443
2017-18	Maya Calder	31	51	91	.560
2018-19	Maya Calder	36	71	147	.483
2019-20	Haile McDonald	23	36	75	.480
2020-21	Pre Stanley	27	155	344	.451
2021-22	Janay Sanders	26	124	238	.521
2022-23	Zada Porter	30	42	99	.424

REBOUNDING

Season	Player	G	Total	Avg.
1972-73	Janice Markland	13	134	10.3
1973-74	Janice Markland	13	127	9.8
1974-75	Janet Gordon	16	161	10.1
1975-76	Madeline Frosch	22	140	6.3
1976-77	Madeline Frosch	18	133	7.4
1977-78	Madeline Frosch	23	290	12.6
1978-79	Muriel Higginbotham	21	169	8.0
1979-80	Muriel Higginbotham	23	227	9.9
1980-81	Muriel Higginbotham	30	276	9.2
1981-82	Muriel Higginbotham	25	297	11.9
1982-83	Meana Cusimano	28	249	8.9
1983-84	Meana Cusimano	28	211	7.5
1984-85	Valorie Whiteside	28	435	15.5
1985-86	Valorie Whiteside	29	328	11.3
1986-87	Valorie Whiteside	31	311	10.0
1987-88	Valorie Whiteside	28	295	10.5
1988-89	Shannon Thomas	27	200	7.4
1989-90	Glenda Cunningham	29	300	10.3
1990-91	Shannon Thomas	24	287	12.0
1991-92	Shannon Thomas	20	169	8.5
1992-93	Angela Crosby	27	225	8.3
1993-94	Angela Crosby	28	285	10.2
1994-95	Andrea Hinton	28	198	7.1
1995-96	Melissa Davis	30	201	6.7
1996-97	Andrea Hinton	28	210	7.5
1997-98	Jamie Gagliano	25	184	7.4
1998-99	Jamie Gagliano	29	175	6.0
1999-00	Natasha Lettsome	26	199	7.7
2000-01	Natasha Lettsome	29	258	8.9
2001-02	Joanie White	25	205	8.2
2002-03	Tiffani Johnson	28	154	5.5
2003-04	Jessica Jank	26	142	5.5
2004-05	Danielle Edwards	28	196	7.0
2005-06	Danielle Edwards	25	183	7.3
2006-07	Jaime Bennett	31	248	8.0
2007-08	Brittany Mixon	30	194	6.5
2008-09	Canesha Edwards	31	233	7.5
2009-10	Anna Freeman	35	293	8.4
2010-11	Anna Freeman	32	222	6.9
2011-12	Anna Freeman	34	227	6.7
2012-13	Anna Freeman	31	266	8.6
2013-14	Maryah Sydnor	29	252	8.7
2014-15	Maryah Sydnor	24	230	8.8
2015-16	KeKe Cooper	30	217	7.2
2016-17	Madi Story	31	215	6.9
2017-18	Bayley Plummer	31	355	11.5
2018-19	Bayley Plummer	36	463	10.1
2019-20	Bayley Plummer	22	287	13.0
2020-21	Lainey Gosnell	27	206	7.6
2021-22	Alexia Allesch	20	192	9.6
2022-23	Emily Carver	31	128	4.1

**FREE THROW ACCURACY
(MINIMUM 25 ATTEMPTS)**

Season	Player	G	FT	FTA	Pct.
1972-73	Lynne Kearney	13	26	31	.839
1973-74	Mimi Moore	13	24	29	.828
1974-75	Linda Murphy	16	28	34	.824
1975-76	Cheryl Brewer	22	36	45	.800
1976-77	Carol Almond	20	34	40	.850
1977-78	Carol Almond	23	23	30	.767
1978-79	Carol Almond	22	36	47	.766
1979-80	Nina Foust	22	34	41	.829
1980-81	Betsy McLelland	28	40	56	.714
1981-82	Betsy McLelland	23	41	51	.804
1982-83	Carolyn Cameron	28	42	61	.689
1983-84	Karen Robinson	24	103	142	.725
1984-85	Jane Dalton	28	54	66	.818
1985-86	Jane Dalton	29	52	63	.825
1986-87	Beth Laney	31	132	156	.846
1987-88	Jane Dalton	28	53	59	.898
1988-89	Mitzi Yount	27	22	25	.890
1989-90	Mitzi Yount	24	45	54	.833
1990-91	Stacy Hitchcock	30	44	53	.830
1991-92	Penny Roberson	27	76	93	.817
1992-93	Shannon Spencer	27	22	28	.786
1993-94	Penny Roberson	28	53	71	.746
1994-95	Leigh Jones	28	32	40	.800
1995-96	Karolina Karlqvist	27	33	43	.767
1996-97	Melissa Davis	28	50	68	.735
1997-98	Tiffany Chappell	25	46	60	.767
1998-99	Lucia Borcinova	29	50	57	.847
1999-00	Karma Edwards	28	62	69	.899
2000-01	Lauren Romano	29	21	27	.778
2001-02	Lindsay Smith	29	38	50	.760
2002-03	Michelle Conklin	28	32	39	.821
2003-04	Kiki Conyers	28	76	95	.800
2004-05	Kiki Conyers	28	77	94	.819
2005-06	Kiki Conyers	28	71	85	.835
2006-07	Maria Grimes	31	85	113	.752
2007-08	Whitney Tossie	30	90	116	.776
2008-09	Brittney Spencer	31	45	59	.763
2009-10	Sam Ramirez	35	56	66	.848
2010-11	Sam Ramirez	32	54	66	.818
2011-12	Anna Freeman	34	107	125	.856
2012-13	Maryah Sydnor	31	94	106	.887
2013-14	Maryah Sydnor	29	143	164	.872
2014-15	Maryah Sydnor	24	126	149	.846
2015-16	KeKe Cooper	30	36	45	.800
2016-17	Bayley Plummer	31	26	35	.743
2017-18	Tierra Wilson	30	60	74	.811
2018-19	Tierra Wilson	36	36	44	.818
2019-20	Pre Stanley	30	108	140	.771
2020-21	Pre Stanley	27	93	119	.782
2021-22	Lainey Gosnell	27	61	78	.782
2022-23	Michaela Porter	26	70	92	.761
2022-23	Alexis Black	27	43	54	.796

1,000-POINT CLUB

Player	GP-GS	FG-FGA	Pct.	3FG-FGM	Pct.	FT-FTA	Pct.	Pts.	Avg.
1. Valorie Whiteside	116-112	1153-2231	.517	—	—	638-1203	.530	2,944	25.4
2. Anna Freeman	132-132	494-1093	.452	111-322	.345	246-302	.815	1,858	14.1
3. Maryah Sydnor	120-102	665-1459	.456	59-200	.295	432-505	.855	1,821	15.2
4. Karen Robinson	109-105	714-1441	.495	—	—	297-415	.716	1,725	15.8
5. Pre Stanley	122-121	155-304	.451	79-225	.351	383-505	.758	1,584	13.0
6. Sam Ramirez	128-98	572-1392	.411	230-666	.345	151-189	.799	1,525	11.9
7. Shannon Thomas	110-103	558-1166	.479	—	—	379-597	.633	1,495	13.6
8. Muriel Hugginbotham	98-N/A	611-1190	.513	—	—	243-404	.601	1,460	14.9
9. Beth Laney	115-106	480-883	.544	—	—	415-526	.789	1,373	12.0
10. Whitney Tossie	116-101	497-1048	.474	45-163	.276	263-395	.666	1,302	11.2
11. Madi Story	123-95	442-1089	.406	93-287	.324	317-443	.716	1,294	10.5
12. Andreia Hinton	105-71	513-1101	.466	0-1	.000	256-467	.548	1,282	12.2
13. Natasha Lettsome	110-48	513-970	.529	0-0	—	249-480	.518	1,275	11.6
14. Penny Roberson	99-93	460-1039	.443	107-293	.365	232-288	.806	1,259	12.7
15. Kiki Conyers	111-101	427-976	.438	54-138	.391	303-373	.812	1,211	10.9
16. Lainey Gosnell	120-97	422-1133	.372	166-582	.285	198-286	.692	1,208	10.1
17. Angela Crosby	55-55	429-683	.629	0-1	.000	345-477	.723	1,205	21.9
18. Courtney Freeman	132-94	485-1147	.422	7-16	.438	265-393	.674	1,182	9.0
19. Joi Jones	119-102	457-1148	.398	23-71	.324	241-363	.664	1,178	9.9
20. Aisha Bryant	112-40	382-1064	.359	113-366	.309	293-383	.765	1,170	10.4
21. Carol Almond	87	523-1027	.509	—	—	124-181	.685	1,158	13.3
22. Angelita Horton	94	490-972	.504	—	—	136-197	.690	1,133	12.1
23. Lindsay Smith	113-96	348-977	.357	55-177	.329	203-295	.698	1,076	9.6
24. Beth Schoolfield	106-56	391-758	.516	0-2	.000	259-358	.724	1,041	9.9
25. Regina Ikard	106-80	405-768	.527	0-1	.000	225-347	.648	1,035	9.8
26. Ashlen Dewart	67-57	411-773	.532	36-110	.327	161-230	.700	1,019	15.2
27. Melissa Adams	111-69	353-777	.453	105-292	.360	195-262	.744	1,006	9.1



Maryah Sydnor finished her career third all-time in scoring with 1,821 points and fifth with 849 rebounds.



Muriel Hugginbotham ended her career seventh on the all-time scoring list with 1,460 points.



A

Jane Albright	1973-76
Brooklyn Allen	2016-17
Fran Allen	1972-74
Pam Allen	1980-81
Carol Almond	1975-79
Faith Alston	2020-pres.
Jackie Anderson	1983
Maaret Artosalo*	1993-95
Leslie Atalese	2004

B

Kim Ballard	1981-84
Lisa Barrett	1985-86
Crystal Barriner	2004
Jessica Barrios*	2010-2014
Ashley Bassett-Smith	2013-17
Jamie Bennett	2004-07
Terry Bensen	1974
Dana Berry*	1990
Dane Bertolina	2020-pres.
Donna Bishop	1984-85
Brooke Bigott	2018-pres.
Janice Bjick	1975-76
Alexis Black	2022-pres.
Mamie Blevins	1976
Mary Ann Bolick	1975-77
Lucia Borcinovav	1998
Joanie Brackett	1985-88
Aisha Bryant	2001-04
Cheryl Brewer	1975-76
Carrie Brill	1997
LaTonya Brown	1993-94
Julia Buehler	2015-17
Lexi Bugajski	2023-pres.
Theresa Bundy	1975
Nadiyah Byard	2022-pres.

C

Annette Cain*	1988-89
Maya Calder	2017-20
Carolyn Cameron	1981-83
Susan Cameron	1979-82
Uzzie Cannon*	1990
Kelsey Campbell*	2010-11
Eve Carmen	1974
Bria Carter	2013-16
Lauren Carter	2022-2023
Emily Carver	2021-pres.
Carol Chamberlain	1979-80
Tate Chappell	2023-pres.
Tiffany Chappell*	1996-99
Jackie Christ	2019-20
Alice Coffey	1970-72
Jeanne Coker*	1990-91
Robin Colbert	2007-08
Cyndi Cole	2016-17
Tiffany Cole*	1998-2002
Camille Coleman	2004-05
Michelle Conklin	2002-05
Kiki Conyers	2002-06
Brenda Cooke	1975
KeKe Cooper	2012-15
Marla Cooper	1974
Carleena Costner	2004-07
Jayn Cox	1972-75
Kaila Craven	2015-18
Debbie Crisp	1974
Angela Crosby	1992-93
Paula Crowe	1991-92
Rhett Culclasure	1981-84

Courtney Cunningham	2006-08
Glenda Cunningham*	1988-89
Meano Cusimano	1981-84

D

Jane Dalton*	1984-87
Zahra Daniel	2020
Joy Davis	2003
Melissa Davis*	1994-97
Patricia Denning	1984-85
Ashlen Dewart*	2009-11
Renea DeWeese	1972
Noel Dolan*	1996-99
Amber Doniere	2013-14
Katelyn Doub	2014-17
Amber Driver	2016-17
MaKenzie Drout	2023-pres.

E

Danielle Edwards	2003-06
Canesha Edwards*	2008-12
Karma Edwards*	1998-99
Laura Edwards	1997-2001
Donna Elrod	1976-77
Susan Ettenger	1978
Ellen Evans	1970-71

F


Karen Fisher	1976-78
Mary Jo Forde	1975
Nina Foust	1976-79
Mariah Frazier	2021-pres.
Anna Freeman*	2009-13
Courtney Freeman*	2009-13
Muriel Friday	1983
Madelyn Frosch	1975-77
Ashleigh Fuller	2000-02

G


Jamie Gagliano*	1997-2000
Raven Gary*	2011-13
Lashawna Gatewood	2012-13
A'Lea Gilbert	2018-2023
Tonya Goins	1991-93
Anna Perez Gomez	2017-18
Janet Gordon	1974
Lainey Gosnell	2017-20
Lexi Grant	2022-pres.
Sharonda Green*	1997-2000
Sharon Greeson	1974
Maria Grimes	2006-07
Rachel Griffin	1999-2000
Karen Gruca*	1989-90
Fran Gunning	1972

H

Haley Hackett*	2008-11
laVonna Hailey	2005-06
Laura Hamm	2003
Armani Hampton	2016-19
Kay Hampton	1979-81
Chaé Harris	2022-pres.
Glenda Hardy*	1990-91
Eva Hegerova*	1996-99
Katie Herman	2001
Frances Hernandez	2007-09
Muriel Higginbotham	1978-81
Kermetris Hill	2000-01
Allison Hiltz	1976-79
Vernessa Hinnant	2014
Andreaia Hinton*	1993-96
Stacy Hitchcock*	1990



CAROL ALMOND



ANGELA CROSBY



KARMA EDWARDS



Mary Melissa Hoover	2013-14
Angelita Horton	1978-81
Susan Hotchkiss	1993
Bria Huffman	2012-13

I

Regina Ikard*	1989-92
J'Mani Ingram	2023-pres.
Lee Inman*	1989

J

Jessica Jank	2002-05
Dominique Jeffery	2017-18
Kim Johnson*	1987-88
Tiffani Johnson	2000-03
Joi Jones	2013-17
Leigh Jones*	1993-96

K

Karolina Karlqvist*	1992-95
Ashleigh Kelly*	2010-12
Greteya Kelley	2005-06
Whitney Ketner	2005-07
Beth Kilby	1991-94
Lynn Kilby	1983-85
Eboni Kirby	2004-06
Carolyn Kitchens	2001-02
Neoma Konrad*	1989-90

L

Samantha LaFon	2023-pres.
Taylor Lake	2007-09
Beth Laney*	1985-88
Patti Lanier	1975-76
Evie Larrimore	1976-79
Tonya Lemmon*	1986-87
Natasha Lettson*	1997-2000
Taylor Lewis	2021-pres.
Candie Loy	1976-79
Sheryl Lynch	1991-92

M

Wendi MacDan	1991
Amy Mallette	1996
Katie Mallow*	2011-14
Janice Markland	1978-79
Mia Marshall	2013-16
Nicola Mathews	2017-19
Erica Mathies*	1995-96
Allie Mauser	2005-06
Haile McDonald	2018-20
Aleea McCullough	2003
Tianna McEntire	1978-79
Jurnee McLaurin	2023
Treva McLean	1981
Betsy McLelland	1980-83
Madelyn Meadows	1973-76
Charmene Means	2008-10
Sade' Means	2008-10
Karina Mill	2006-10
Vangie Mitchell*	1989
Brittany Mixon	2005-08
Rylan Moffitt	2023-pres.
Mimi Moore	1972-74
Valerie Morgan*	1986-89
Sophie Morris	1983-84
Angie Mull	1978-81
Linda Murphy	1973-76
Q. Murray	2016-17

N

Emma Newton	2018-22
Rebecca Norris	2000-01
Elizabeth Norregarrd	2015-16

O

Rachel Olander	1993-94, 97
Theresa Outland	1974
Jasmine Ogunjimi	2015-17

P

Kim Pearce	1991-92
Cathy Pemberton	1970-71
Pam Piestrak	1974-75
Bayley Plummer	2016-19
Ashley Polacek	2018-19
Michaela Porter	2019-22
Zada Porter	2021-pres.
Cathy Probst	1972
Frances Puello*	2010-11

R

Sam Ramirez*	2007-11
Whitney Randolph	2006-08
Kelly Reid*	1988
Teresa Richardson	1999-2002
LuAnn Ritchie	1978-80
Penny Roberson*	1990-93
Karen Robinson*	1983-86
Peggy Rada*	1986-88
Lauren Romano*	1998-2002
Debra Roper	1975-77
Shonta Rowe*	1995

S

Deirdre Sallee	1996
Janay Sanders	2020-2023
Beth Schoolfield*	1995-98
Debbie Sexton	1972-75
Summer Schloss	2021-2023
Kelsey Sharkey*	2009-13
Gina Shuford	1975-78
Marcheta Sigmon*	1985-88
Cara Sims*	1995-96
Carol Sizemore	1974
Susan Skeie	1980-83
April Smith	2005-07
Jimma Smith*	1987-89
Lindsay Smith	2002-05
Peggy Smith	2014-15
Theresa Smith	1979-81
Brittney Spencer	2007-09
Shannon Spencer*	1992-95
LaPresha Stanley	2017-20
Tamara Stewart*	1995-96
Madi Story	2014-18
Phyllis Sturdivant	1974
Hillary Southworth	2009-10
Debbie Swicegood*	1985-88
Maryah Sydnor*	2011-14

T

Tiana Tate*	1994-96
Michelle Taylor*	2010-14
GiGi Thomas	2006-08
Natalie Thomas	2003-06
Shannon Thomas*	1988-91
Merideth Thompson*	1993-96
Shirazette Tinnin	1997
Whitney Tossie	2004-08

U

LuAnne Underhill	1983-85
------------------	---------

W

Susan Warlick	1975
Sharon Weast	1979
Toni Webb	1983-85
Kristin Weber	1975-76
TC Weldon*	2009-12
Joanie White	2001

Tiffany White	2001
Valorie Whiteside*	1984-88
Susan Wiggins	1994
Catherine Wiles	1975
Khadejah Wilkerson	2012-13
Jaymi Wilson	2000-03
Tierra Wilson	2017-20
Catherine Williams*	2008-12
Lori Williams*	1989
Shante Williams	2003-07
Wendy Wilmont	1978
Farrahn Wood	2012-16
Jocelyn Wyatt	2004-06
Debbie Wynne	1971-73

Y

Mitzi Yount	1988-92
-------------	---------

Bold denotes current players
* denotes member of SoCon championship teams

This list is as complete as records allow. If any additions or corrections to this list can be verified, please contact App State Sports Information.



PENNY ROBERSON



MITZI YOUNT
*Mother of Madi Story



1970-71 5-5

Elon	W, 55-19
Mars Hill	L, 37-39
Western Carolina	L, 39-46
Winthrop	L, 36-45
Western Carolina	L, 34-50
Winthrop	W, 49-35
Catawba	W, 61-27
High Point	W, 57-29
Chattanooga	W, 59-53
Western Carolina	L, 48-57

1971-72 7-5

Western Carolina	L, 37-40
High Point	W, 55-30
Catawba	W, 55-31
Elon	W, 53-20
Winthrop	W, 54-32
Mars Hill	W, 68-34
Winthrop	L, 45-46
Western Carolina	L, 49-60
UNC Greensboro	L, 46-50
Furman	W, 57-50
UNC Greensboro	L, 35-52
East Carolina	W, 58-52

1972-73 9-4

Jan. 16	A	Western Carolina	W, 37-29
Jan. 24	H	UNC Asheville	W, 75-9
Jan. 30	H	UNC Greensboro	L, 57-61
Feb. 3	A	Mars Hill	W, 46-39
Feb. 6	A	Elon	L, 44-55
Feb. 6	A	High Point	W, 48-36
Feb. 14	H	UNC Greensboro	L, 44-49
Feb. 16	N	East Tennessee State	W, 62-42
Feb. 17	N	Chattanooga	W, 64-55
Feb. 17	N	Western Carolina	L, 47-55
Feb. 19	H	High Point	W, 40-29
Feb. 24	H	Western Carolina	W, 51-50
Mar. 2	N	Wake Forest	W, 58-52

1973-74 3-10

Jan. 14	H	Western Carolina	L, 62-64
Jan. 17	A	Winthrop	L, 51-63
Jan. 22	H	Mars Hill	W, 66-43
Jan. 29	H	Elon	L, 59-61
Jan. 31	H	Winthrop	L, 44-54
Feb. 7	H	UNC-Greensboro	L, 52-53
Feb. 9	H	East Carolina	L, 49-54
Feb. 12	A	Western Carolina	L, 55-59
Feb. 15	A	UNC Greensboro	

1974-75 6-10

Jan. 11	H	Virginia Tech	W, 59-43
Jan. 14	A	Western Carolina	L, 56-70
Jan. 17	H	South Carolina	L, 53-55
Jan. 21	A	Elon	W, 82-60
Jan. 25	A	High Point	W, 60-50
Jan. 28	A	Mars Hill	L, 52-56
Jan. 31	H	North Carolina	L, 50-57
Feb. 1	A	East Tennessee State	W, 80-47
Feb. 6	H	Wake Forest	W, 69-62
Feb. 10	H	Elon	L, 58-65
Feb. 14	N	College of Charleston	L, 77-79
Feb. 14	N	Tennessee	L, 69-94
Feb. 18	H	UNC Greensboro	L, 70-76
Feb. 20	A	Western Carolina	W, 63-49
Feb. 22	A	UNC Greensboro	L, 67-74
Feb. 22	N	East Carolina	L, 70-83

1975-76 18-8

Dec. 6	H	Radford	W, 72-35
Dec. 6	A	High Point	L, 63-77
Dec. 13	A	Warren Wilson	W, 80-24
Jan. 16	A	Virginia Tech	W, 69-61
	A	Western Carolina	W, 86-73
	A	Mars Hill	W, 71-66
	H	South Park	W, 73-55
Jan. 26	H	Winthrop	L, 50-68
Jan. 28	A	UNC Greensboro	W, 68-54
Jan. 31	A	East Tennessee	W, 62-53
	A	Wake Forest	W, 76-46
	N	East Tennessee	W, 77-48
	A	Winthrop	W, 64-53
	N	UNC-Greensboro	W, 66-58
	H	Anderson	L, 51-75
Feb. 17	A	Elon	W, 86-60
	H	Western Carolina	W, 71-64
	H	North Carolina	W, 80-64
	H	NC State	L, 60-80
	H	East Carolina	L, 68-77
	H	UNC Greensboro	W, 75-66
	N	Western Carolina	W, 57-56
	N	NC State	L, 56-76
	N	Tennessee	W, 88-71
	N	East Kentucky	L, 65-91
	N	Charleston	L, 84-85

1976-77 14-9

Nov. 30	A	North Carolina	L, 62-70
Dec. 4	H	Lenoir-Rhyne	W, 65-63
Dec. 8	A	North Carolina State	L, 58-98
Dec. 10	H	UNC Greensboro	W, 81-68
	H	East Carolina	W, 98-73
	N	East Carolina	W, 88-80
	N	High Point	L, 71-95
	N	Peace	W, 88-52
Jan. 15	H	NC State	L, 46-78
Jan. 17	H	High Point	L, 71-84
Jan. 25	N	North Carolina	W, 76-70
Jan. 29	A	East Carolina	W, 92-74
	A	Mars Hill	L, 69-72
Feb. 3	H	Western Carolina	W, 72-66
	Elon	W, 87-76	
Feb. 9	A	East Tennessee	L, 72-73
Feb. 12	A	UNC Greensboro	W, 66-54
Feb. 18	N	Tennessee	L, 65-82
Feb. 19	N	South Carolina	W, 48-32
Feb. 19	N	Western Carolina	W, 47-35
Feb. 19	N	Western Carolina	W, 61-58
Feb. 25	N	North Carolina	W, 76-65
Feb. 26	A	NC State	L, 63-71

1977-78 12-11

Dec. 2	H	North Carolina	W, 93-84
Dec. 3	A	Lenoir-Rhyne	W, 69-63
Dec. 5	A	East Carolina	L, 75-90
Dec. 9	A	NC State	L, 73-93
Dec. 17	A	Clemson	L, 81-110
		Charleston (W.Va.)	W, 81-71
		Ohio	W, 78-64
Jan. 16	A	Western Carolina	W, 71-68
Jan. 21	H	East Carolina	L, 71-77
Jan. 23	H	UNC Greensboro	W, 83-74
Jan. 26	A	High Point	L, 71-97
Jan. 28	H	Duke	W, 87-60
Jan. 31	A	North Carolina	L, 60-94
Feb. 4	H	NC State	L, 48-72
Feb. 8	H	Mars Hill	W, 90-66
Feb. 10	N	South Carolina	L, 59-81
Feb. 11	N	East Carolina	L, 76-87
Feb. 16	A	Duke	W, 75-68
Feb. 20	H	Western Carolina	W, 78-77
Feb. 23	A	UNC Greensboro	W, 84-75
March 2	N	UNC Greensboro	W, 80-65
March 3	N	NC State	L, 57-99
March 4	N	North Carolina	L, 79-81



1978-79 11-15

North Carolina	L, 70-88
Lenoir-Rhyne	W, 84-77
Western Carolina	L, 74-98
East Tennessee State	W, 78-62
Mars Hill	W, 83-72
NC State	L, 59-104
Pfeiffer	W, 76-75
UNC Greensboro	W, 91-49
East Carolina	L, 57-87
Western Carolina	W, 88-75
Wake Forest	W, 83-66
High Point	L, 75-84
Francis Marion	L, 84-97
Florida State	W, 89-83
College of Charleston	L, 77-87
NC State	L, 79-90
Duke	W, 85-64
Chattanooga	L, 82-94
East Tennessee	L, 66-80
Lenoir-Rhyne	L, 60-83
Longwood	W, 77-72
Francis Marion	L, 60-97
Anderson	L, 72-81
North Carolina	L, 76-107
Wake Forest	W, 88-71
East Carolina	L, 57-81

1979-80 8-15

Virginia Tech	L, 55-78
North Carolina	L, 55-96
East Tennessee	L, 79-91
Lenoir-Rhyne	L, 56-81
Mars Hill	W, 67-57
NC State	L, 54-90
Western Carolina	W, 88-83
High Point	L, 65-84
Furman	W, 89-66
Milligan	W, 113-65
East Carolina	L, 53-70
High Point	W, 71-59
Pfeiffer	L, 70-92
Duke	L, 72-88
Chattanooga	L, 71-88
East Tennessee	L, 66-80
Lenoir-Rhyne	W, 83-60
Longwood	W, 77-72
Francis Marion	L, 60-97
North Carolina	L, 76-107
Anderson	L, 72-81
Wake Forest	W, 88-71
East Carolina	L, 57-81

1980-81 7-19

East Tennessee State	L, 59-91
NC State	L, 61-104
Elon	L, 69-82
UNC Charlotte	L, 68-86
Wake Forest	W, 79-77
Duke	L, 71-90
Lenoir-Rhyne	L, 73-77
UNC Greensboro	W, 75-56
Louisburg	L, 53-80
Tennessee Tech	L, 67-112
Clemson	L, 53-93
Georgia	L, 60-82
Chattanooga	L, 65-89
Marshall	W, 61-59
North Carolina	L, 56-86
Western Carolina	W, 75-74
East Tennessee State	L, 59-100
Mars Hill	W, 104-82
East Carolina	L, 75-96
Virginia Tech	W, 64-58
Louisburg	L, 53-68
Lenoir-Rhyne	L, 64-70
Furman	W, 72-33
Duke	L, 46-69
North Carolina	L, 51-85
High Point	L, 45-93

1981-82 7-18

Nov. 24	A	North Carolina	L, 72-109
Nov. 29	A	East Carolina	L, 58-61
Dec. 1	A	East Tennessee State	L, 49-70
Dec. 2	A	Clemson	L, 71-94
Dec. 12	A	Lenoir-Rhyne	L, 67-79
Jan. 2	A	NC State	L, 59-103
Jan. 3	A	James Madison	L, 66-76
Jan. 6	A	Virginia Tech	L, 57-64
Jan. 12	H	NC State	L, 49-80
Jan. 14	A	Tennessee Tech	W, 110-60
Jan. 15	H	Chattanooga	W, 75-74
Jan. 18	H	Wake Forest	L, 78-87
Jan. 20	A	UNC Charlotte	W, 90-74
Jan. 22	N	Tennessee^	L, 80-81
Jan. 23	N	East Tennessee State^	W, 62-61
Jan. 27	H	Western Carolina	L, 64-66
Jan. 29	H	East Carolina	L, 45-76
Jan. 30	H	Duke	L, 60-75
Feb. 3	H	Lenoir-Rhyne	L, 65-71
Feb. 5	A	Western Carolina	W, 68-64
Feb. 9	H	North Carolina	L, 70-94
Feb. 15	H	High Point	W, 72-69
Feb. 16	A	Wake Forest	L, 68-82
Feb. 19	A	Duke	L, 73-85
Feb. 22	H	East Tennessee State	W, 70-61

^ Huntington, W. Va.

1982-83 2-26

Nov. 20	H	North Carolina	L, 50-114
Nov. 23	H	Milligan	L, 64-85
Nov. 29	A	South Carolina	L, 59-85
Dec. 2	A	Chattanooga	L, 57-86
Dec. 4	H	NC State	L, 47-91
Dec. 10	A	North Carolina	L, 50-103
Dec. 11	A	East Carolina	L, 52-90
Dec. 30	N	Cleveland State^	L, 67-112
Dec. 31	N	Georgia^	L, 32-94
Jan. 2	N	Eastern Kentucky^	L, 65-83
Jan. 3	N	Fairleigh Dickinson^	L, 67-81
Jan. 15	A	NC State	L, 47-95
	H	Virginia Tech	L, 79-92
Jan. 19	A	Wake Forest	L, 73-81
Jan. 22	H	Marshall	W, 71-69
Jan. 24	H	James Madison	W, 73-64
Jan. 26	H	UNC Charlotte	L, 67-71
Jan. 30	H	East Carolina	L, 55-68
Feb. 2	H	Western Carolina	L, 75-99
Feb. 5	H	UNC Wilmington	L, 78-82
Feb. 9	H	Wake Forest	L, 69-82
Feb. 10	H	East Tennessee State	L, 46-67
Feb. 11	A	Marshall	L, 65-66
Feb. 20	A	Western Carolina	L, 73-84
Feb. 21	H	Chattanooga	L, 70-72
Feb. 25	A	Duke	L, 51-89
Feb. 26	A	East Tennessee State	L, 55-91
March 3	A	Marshall	L, 54-82

^ Dial Classic, Miami, Fla.

1983-84 6-22 (0-8 SoCon — 5th)

Nov. 21	H	Catawba	W, 77-61
Nov. 29	A	Wake Forest	L, 71-81
Dec. 2	H	North Carolina A&T	W, 76-51
Dec. 5	H	South Carolina	L, 60-80
Dec. 7	A	Longwood	W, 68-55
Dec. 9	H	Western Carolina	L, 57-60
Dec. 17	A	NC State	L, 65-79
Dec. 19	A	East Carolina	L, 51-77
Jan. 6	A	James Madison	L, 52-68
Jan. 7	A	Virginia Tech	L, 76-95
Jan. 10	A	Lenoir-Rhyne	W, 68-55
Jan. 13	A	Marshall	L, 58-91
Jan. 15	H	Chattanooga	L, 77-86
Jan. 19	H	UNC Asheville	L, 54-64
Jan. 23	H	East Carolina	L, 51-63
Jan. 26	H	Coastal Carolina^	W, 76-63
Jan. 27	A	Francis Marion^	L, 60-78Jan. 28
		HUSC-Spartanburg^	L, 61-67
Feb. 1	A	East Tennessee State	L, 63-74
Feb. 4	H	Furman	W, 74-52
Feb. 7	A	UNC Charlotte	L, 60-94
Feb. 9	A	Catawba	L, 75-76
Feb. 11	A	Western Carolina	L, 81-96
Feb. 13	H	Marshall	L, 60-82
Feb. 15	H	East Tennessee State	L, 54-76
Feb. 18	A	Chattanooga	L, 55-93
Feb. 22	H	UNC Charlotte	L, 50-66
Feb. 25	N	Western Carolina!	L, 66-75

^ Foxy Lady Tournament, Florence, S.C.

! SoCon Tournament, Chattanooga, Tenn.



1984-85 16-12 (5-5 SoCon — 3rd)

Nov. 27	H	Wake Forest	L, 42-81
Nov. 29	H	Lenoir-Rhyne	W, 97-55
Dec. 1	H	USC-Spartanburg	W, 66-51
Dec. 3	A	Western Carolina	W, 81-54
Dec. 5	H	N.C. State	L, 75-84
Dec. 8	A	UNC Wilmington	W, 95-82
Dec. 10	H	Catawba	W, 101-57
Dec. 20	A	Richmond	W, 82-68
Dec. 21	A	William & Mary	W, 78-39
Jan. 9	A	North Carolina A&T	W, 80-55
Jan. 12	H	Longwood	W, 71-50
Jan. 14	H	Marshall	L, 67-80
Jan. 16	A	UNC Asheville	W, 69-64
Jan. 18	A	Chattanooga	L, 54-78
Jan. 21	A	Furman	W, 82-65
Jan. 23	H	East Tennessee State	W, 73-54
Jan. 26	A	Marshall	L, 88-89
Jan. 30	H	Western Carolina	W, 85-71
Feb. 1	A	UNC Charlotte	L, 71-74
Feb. 4	A	Lenoir-Rhyne	W, 88-56
Feb. 6	H	Furman	W, 91-58
Feb. 8	H	Virginia Commonwealth	L, 76-89
Feb. 15	H	Virginia Tech	L, 75-79
Feb. 17	H	Chattanooga	L, 81-89
Feb. 20	H	UNC Charlotte	L, 81-89
Feb. 23	H	East Tennessee State	L, 64-86
March 2	H	Furman^	W, 86-68
March 8	N	Marshall!	L, 62-68

^ SoCon Tournament First Round, Boone, N.C.

! SoCon Tournament Semifinals, Johnson City, Tenn.

1985-86 16-12 (5-5 SoCon — 1-3rd)

Nov. 23	A	Wofford	W, 83-46
Nov. 25	H	UNC Asheville	W, 92-53
Nov. 27	A	NC State	L, 60-80
Dec. 4	H	North Carolina A&T	W, 78-45
Dec. 7	A	Virginia Commonwealth	W, 87-70
Dec. 8	A	Longwood	W, 83-50
Dec. 10	H	Richmond	W, 77-67
Dec. 18	A	Wake Forest	L, 62-69
Jan. 2	N	Pennsylvania^	W, 68-62
Jan. 3	N	Wake Forest^	L, 72-78
Jan. 4	N	Nicholls State^	W, 63-56
Jan. 9	H	Marshall	L, 66-75
Jan. 15	A	Virginia Tech	L, 74-90
Jan. 20	H	Furman	W, 92-70
Jan. 23	A	Western Carolina	W, 75-67
Jan. 28	H	UNC Charlotte	W, 69-63
Feb. 1	H	Winthrop	L, 68-70
Feb. 3	A	Marshall	L, 55-76
Feb. 6	A	East Tennessee State	W, 77-68
Feb. 8	H	Western Carolina	W, 78-59
Feb. 12	H	Radford	L, 69-73
Feb. 15	A	Winthrop	W, 85-73
Feb. 17	A	Furman	W, 87-73
Feb. 20	H	East Tennessee State	L, 81-100
Feb. 23	H	Chattanooga	L, 75-80
Feb. 26	A	UNC-Charlotte	L, 59-65
March 6	H	Furman!	W, 83-64
March 7	H	Chattanooga!	L, 79-86

^ UCF Holiday Classic, Orlando, Fla.

! SoCon Tournament, Boone, N.C.



1986-87 24-7 (9-1 SoCon — 1-1st) SoCon REGULAR SEASON CHAMPIONS SoCon TOURNAMENT CHAMPIONS

Nov. 28	A	Tennessee Tech^	L, 56-59
Nov. 29	N	Chattanooga^	W, 81-68
Dec. 1	N	Arkansas State!	W, 86-71
Dec. 2	A	Murray State!	W, 67-58
Dec. 6	A	Duke	L, 66-84
Dec. 8	H	Elon	W, 91-50
Dec. 11	H	Mercer	W, 69-64
Jan. 2	N	McNeese State#	W, 87-70
Jan. 3	N	Oklahoma State#	L, 64-84
Jan. 4	A	Central Florida#	W, 104-84
Jan. 8	H	Wofford	W, 97-57
Jan. 14	H	Furman	W, 79-56
Jan. 17	H	Chattanooga	W, 104-79
Jan. 19	H	Western Carolina	W, 72-50
Jan. 24	A	USC-Spartanburg	W, 100-87
Jan. 27	A	East Tennessee State	W, 83-69
Jan. 31	A	Marshall	W, 66-64
Feb. 2	H	Furman	W, 90-76
Feb. 5	H	UNC Asheville	W, 96-63
Feb. 7	A	Western Carolina	W, 77-61
Feb. 11	A	Radford	W, 70-68
Feb. 14	H	Marshall	L, 59-64
Feb. 19	H	East Tennessee State	W, 93-76
Feb. 21	A	Chattanooga	W, 78-76
Feb. 25	H	High Point	W, 107-62
Feb. 28	A	Winthrop	W, 86-55
March 6	H	Western Carolina	W, 86-66
March 7	N	Marshall%	W, 68-65
March 19	N	California\$	L, 99-109
March 20	N	Stephen F. Austin\$	L, 80-81
March 21	N	DePaul\$	L, 82-88

^ Tennessee Tech Classic, Cookeville, Tenn.

! Hawaiian Tropic Classic, Murray, Ky.

UCF Holiday Classic, Orlando, Fla.

% SoCon Tournament, Cullowhee, N.C.

\$ Women's NIT, Amarillo, Texas



1987-88
24-4 (8-2 SoCon — 1st)
SoCon REGULAR SEASON
CHAMPIONS
SoCon TOURNAMENT
CHAMPIONS

Nov. 27	H	Cheyney [^]	W, 105-62
Nov. 28	H	Virginia Tech [^]	L, 71-79
Dec. 1	H	Milligan	W, 89-47
Dec. 8	H	Radford	W, 87-72
Dec. 16	A	South Carolina	W, 68-66
Dec. 19	A	Campbell	W, 84-75
Dec. 21	N	Hofstra!	W, 94-66
Dec. 22	A	Virginia Commonwealth!	L, 83-89
Dec. 30	N	Holy Cross%	W, 90-78
Dec. 31	N	George Mason%	W, 76-52
Jan. 2	N	TCU%	W, 76-69
Jan. 4	A	Mercer	W, 88-65
Jan. 9	H	Charleston (WV)	W, 97-42
Jan. 13	H	Furman	W, 88-73
Jan. 16	H	Marshall	W, 63-60
Jan. 20	H	East Tennessee State	W, 91-71
Jan. 23	A	Chattanooga	L, 63-67
Jan. 27	A	Western Carolina	W, 79-64
Jan. 30	A	Winthrop	W, 82-63
Feb. 3	A	Furman	L, 76-81
Feb. 10	A	UNC Asheville	W, 78-71
Feb. 13	H	Western Carolina	W, 76-59
Feb. 17	A	East Tennessee State	W, 83-71
Feb. 20	H	Chattanooga	W, 99-79
Feb. 24	H	Winthrop	W, 104-51
Feb. 28	A	Marshall	W, 77-73
March 11	N	Furman&	W, 104-77
March 12	A	Marshall&	W, 72-67

[^] Appalachian-Sheraton Classic, Boone, N.C.
[!] Seigel-Disco Sports Classic, Richmond, Va.
[%] UCF Holiday Classic, Orlando, Fla.
[&] SoCon Tournament, Huntington, W. Va.



1988-89
19-8 (9-1 SoCon — 1st)
SoCon REGULAR SEASON
CHAMPIONS

Nov. 25	N	South Carolina State [^]	W, 99-52
Nov. 26	N	Stetson [^]	W, 87-78
Nov. 30	A	Old Dominion	L, 65-85
Dec. 3	H	South Carolina	L, 64-98
Dec. 7	A	Radford	L, 59-70
Dec. 10	H	North Carolina A&T	W, 74-71
Dec. 13	A	Georgia Tech	W, 83-59
Dec. 29	N	North Carolina!	L, 82-84
Dec. 30	N	Bucknell!	W, 98-88
Jan. 3	A	Auburn	L, 50-79
Jan. 6	A	Furman	W, 84-66
Jan. 10	H	Campbell	W, 75-70
Jan. 13	A	Virginia Commonwealth	L, 60-71
Jan. 18	A	East Tennessee State	W, 92-69
Jan. 21	H	Chattanooga	W, 82-68
Jan. 24	H	Western Carolina	W, 84-62
Jan. 28	A	Marshall	L, 72-79
Feb. 1	H	Furman	W, 99-82
Feb. 4	A	Liberty	W, 91-82
Feb. 8	H	UNC Asheville	W, 86-60
Feb. 12	A	Chattanooga	W, 85-80
Feb. 15	A	Western Carolina	W, 87-80
Feb. 22	H	East Tennessee State	W, 72-60
Feb. 25	H	Marshall	W, 66-58
Feb. 28	H	Liberty	W, 96-52
March 4	A	East Carolina	W, 72-71
March 10	N	Chattanooga%	L, 71-73

[^] Appalachian-Sheraton Classic, Boone, N.C.
[!] Lady Hatter Classic, DeLand, Fla.
[%] SoCon Tournament, Johnson City, Tenn.



1989-90
20-9 (7-3 SoCon — 2nd)
SoCon TOURNAMENT
CHAMPIONS

Nov. 24	H	Austin Peay [^]	W, 91-61
Nov. 25	H	Baylor [^]	W, 83-63
Nov. 28	H	Duke	L, 65-73
Dec. 1	A	Houston!	L, 70-106
Dec. 2	N	Southern!	W, 77-61
Dec. 6	A	North Carolina A&T	W, 66-54
Dec. 11	A	Eastern Kentucky	L, 66-76
Dec. 13	H	Radford	W, 68-53
Dec. 19	H	Howard	W, 84-80
Dec. 30	A	Florida State	L, 62-77
Jan. 1	A	Georgia Southern	W, 91-89
Jan. 6	A	Campbell	W, 69-58
Jan. 10	H	Virginia Commonwealth	W, 67-64
Jan. 13	H	Furman	W, 56-53
Jan. 17	H	East Tennessee State	W, 69-67
Jan. 21	A	Chattanooga	L, 79-82
Jan. 24	A	Western Carolina	W, 72-68
Jan. 27	H	Marshall	W, 85-59
Jan. 31	H	UNC Charlotte	W, 61-58
Feb. 3	A	East Carolina	L, 71-76
Feb. 7	A	Furman	L, 63-74
Feb. 10	H	Chattanooga	W, 88-78
Feb. 14	H	Western Carolina	W, 81-67
Feb. 21	A	East Tennessee State	W, 81-70
Feb. 24	A	Marshall	L, 67-69
Feb. 28	H	East Carolina	W, 75-67
March 9	N	Chattanooga%	W, 70-67
March 10	N	Furman%	W, 94-90
March 14	A	Maryland#	L, 71-100

[^] Appalachian-Sheraton Classic, Boone, N.C.
[!] Lady Cougar Invitational, Houston, Texas
[%] SoCon Tournament, Johnson City, Tenn.
[#] NCAA Tournament, College Park, Md.



1990-91

19-14 (5-5 SoCon — 2nd)

SoCon TOURNAMENT CHAMPIONS

Nov. 23	H	Morgan State [^]	W, 76-63
Nov. 24	H	Mississippi [^]	L, 64-85
Nov. 27	H	Georgia Southern	L, 85-92
Dec. 1	H	Campbell	L, 73-76
Dec. 5	H	East Carolina	W, 76-69
Dec. 8	A	Morehead State	L, 79-85
Dec. 12	A	Radford	W, 93-80
Dec. 27	N	Ohio!	L, 67-89
Dec. 28	N	St. Francis (Pa.)!	W, 85-74
Dec. 29	N	Rhode Island!	L, 59-62
Jan. 7	H	Charleston Southern	W, 92-55
Jan. 8	A	College of Charleston	W, 80-68
Jan. 12	A	Furman	L, 83-100
Jan. 16	A	East Tennessee State	W, 71-57
Jan. 19	H	Chattanooga	L, 56-89
Jan. 23	H	Western Carolina	W, 76-61
Jan. 26	A	Marshall	L, 56-58
Jan. 30	A	UNC Charlotte	L, 63-100
Feb. 4	H	Virginia Commonwealth	W, 72-69
Feb. 6	H	Furman	W, 85-82
Feb. 9	A	Chattanooga	L, 67-80
Feb. 13	A	Western Carolina	W, 80-69
Feb. 16	H	Marshall	L, 46-59
Feb. 18	H	Coastal Carolina	W, 102-44
Feb. 22	A	New Mexico State [#]	W, 92-89
Feb. 23	A	Louisville [#]	L, 61-109
Feb. 24	A	Georgia State [#]	W, 80-66
Feb. 27	H	East Tennessee	W, 89-70
March 1	H	Eastern Kentucky	W, 86-72
March 7	N	Furman ^{\$}	W, 84-77
March 8	N	UT-Chattanooga ^{\$}	W, 89-87
March 9	N	East Tennessee ^{\$}	W, 98-87
March 13A		Florida State [%]	L, 57-96

[^] Appalachian-Sheraton Classic, Boone, N.C.

! La Salle Invitational, Philadelphia, Pa.

[#] Alaska Tournament, Anchorage, Alaska

^{\$} SoCon Tournament, Johnson City, Tenn.

[%] NCAA Tournament, Tallahassee, Fla.



1991-92


9-18 (5-5 SoCon — 4th)

Nov. 23	H	Morehead State	L, 74-90
Nov. 26	H	Radford	W, 88-74
Nov. 29	N	College of Charleston [^]	W, 82-54
Nov. 30	A	James Madison [^]	L, 58-84
Dec. 4	A	UNC Greensboro	L, 74-90
Dec. 7	A	Clemson	L, 54-81
Dec. 20	A	California [#]	L, 69-105
Dec. 21	N	San Francisco [#]	L, 56-86
Jan. 4	A	Campbell	L, 66-72
Jan. 6	A	East Carolina	L, 67-77
Jan. 8	A	Coastal Carolina	W, 86-72
Jan. 13	H	Alabama	L, 90-114
Jan. 15	H	East Tennessee State	W, 88-78
Jan. 18	A	Chattanooga	L, 77-96
Jan. 23	A	Western Carolina	W, 76-66
Jan. 25	H	Marshall	W, 78-64
Jan. 27	H	College of Charleston	L, 71-83
Jan. 29	H	Charleston Southern	W, 89-55
Feb. 5	H	Furman	L, 88-98
Feb. 8	H	Chattanooga	L, 70-76
Feb. 10	H	UNC Greensboro	L, 81-82
Feb. 12	H	Western Carolina	W, 85-79
Feb. 14	H	Georgia Tech	L, 73-95
Feb. 19	A	East Tennessee State	W, 99-97
Feb. 22	A	Marshall	L, 67-79
Feb. 28	A	Furman	L, 73-78
March 12N		East Tennessee State!	L, 74-96

[^] James Madison/Nielson Tournament, Harrisonburg, Va.

[#] Golden Bear Classic, Berkeley, Calif.

! SoCon Tournament, Johnson City, Tenn.



1992-93

10-17 (4-8 SoCon — 1-5th)

Dec. 1	N	UNC Asheville	W, 100-49
Dec. 4	N	Evansville [^]	L, 70-79
Dec. 5	N	St. Peter's [^]	W, 72-64
Dec. 15	H	Campbell	W, 90-84
Dec. 18	A	Georgia Tech	L, 72-110
Dec. 20	A	Duke	L, 76-79
Dec. 28	N	Michigan [%]	W, 79-71
Dec. 29	N	Miami (Fla.) [%]	L, 63-80
Dec. 30	N	Florida International [%]	L, 64-93
Jan. 2	H	UT-Martin	W, 94-76
Jan. 4	A	Wake Forest	L, 65-78
Jan. 12	A	East Tennessee State	W, 77-75
Jan. 16	A	Marshall	L, 61-71
Jan. 20	H	UNC-Greensboro	W, 91-61
Jan. 23	A	Georgia Southern	L, 77-96
Jan. 24	A	Chattanooga	L, 77-84
Jan. 30	H	Furman	L, 81-85
Jan. 31	H	Western Carolina	W, 88-80
Feb. 8	A	Alabama	L, 64-94
Feb. 10	H	East Tennessee State	L, 91-94
Feb. 13	H	Marshall	W, 80-47
Feb. 20	H	Georgia Southern	L, 64-72
Feb. 21	H	Chattanooga	L, 67-68
Feb. 27	A	Furman	L, 73-92
Feb. 28	A	Western Carolina	W, 108-74
March 3	H	East Carolina	L, 87-89
March 11N		Georgia Southern!	L, 56-66

[^] Lady Flames Classic, Lynchburg, Va.

[%] Church's Holiday Classic, Miami, Fla.

! SoCon Tournament, Johnson City, Tenn.



1993-94
20-8 (10-3 SoCon — 2nd)

Nov. 27	A	Radford	L, 83-85
Dec. 1	H	Wake Forest	W, 87-64
Dec. 3	A	Arizona State [^]	W, 83-73
Dec. 4	N	South Carolina [^]	W, 78-72
Dec. 8	H	Duke	L, 66-79
Dec. 29	N	William and Mary [%]	W, 80-63
Dec. 30	A	Virginia Tech [%]	L, 76-77
Jan. 4	H	UNC Charlotte	L, 51-59
Jan. 7	A	UNC Wilmington ^{\$}	W, 65-54
Jan. 8	N	Georgia Southern ^{\$}	W, 82-72
Jan. 12	A	Furman	L, 70-73
Jan. 19	H	Western Carolina	W, 92-56
Jan. 22	A	Marshall	W, 67-60
Jan. 24	A	East Tennessee State	L, 84-92
Jan. 29	H	Georgia Southern	L, 85-88
Jan. 31	H	Chattanooga	W, 79-77
Feb. 5	A	Western Carolina	W, 83-59
Feb. 9	H	Furman	W, 81-78
Feb. 14	H	Davidson	W, 87-38
Feb. 19	H	Marshall	W, 79-60
Feb. 21	H	East Tennessee State	W, 93-70
Feb. 23	A	Davidson	W, 79-59
Feb. 26	A	Georgia Southern	W, 79-74
Feb. 28	A	Chattanooga	W, 92-69
March 4	A	UNC Wilmington	W, 78-64
March 6	A	East Carolina	W, 91-87
Mar. 10	N	Western Carolina!	W, 77-57
Mar. 11	N	Furman!	L, 73-77


[^] Dial Classic, Tempe, Ariz.
[%] Diamond Club Classic, Blacksburg, Va.
^{\$} Comfort Inn Beach Blast, Wilmington, N.C.
[!] SoCon Tournament, Greenville, S.C.



1994-95
19-9 (9-5 SoCon — 4th)

Nov. 26	N	Maryland-Baltimore Co. [^]	W, 76-43
Nov. 27	N	Hofstra [^]	W, 66-54
Nov. 30	A	UNC Greensboro	W, 69-53
Dec. 10	H	UNC Wilmington	W, 78-41
Dec. 20	A	Winthrop	W, 97-59
Dec. 29	N	Texas A&M [%]	L, 66-80
Dec. 30	N	South Carolina [%]	W, 70-64
Dec. 31	N	Middle Tennessee State [%]	L, 65-73
Jan. 6	H	Montana State	W, 69-63
Jan. 9	A	Campbell	W, 76-73
Jan. 14	H	Furman	L, 70-72
Jan. 16	H	Davidson	W, 79-63
Jan. 18	A	Western Carolina	W, 79-63
Jan. 21	H	Marshall	W, 109-56
Jan. 23	H	East Tennessee State	W, 71-67
Jan. 28	A	Georgia Southern	W, 75-68
Jan. 30	A	Chattanooga	W, 79-58
Feb. 4	H	Western Carolina	W, 96-74
Feb. 7	A	South Carolina	L, 79-98
Feb. 11	A	Davidson	W, 82-68
Feb. 13	A	Furman	L, 68-83
Feb. 15	H	Radford	W, 96-68
Feb. 18	A	East Tennessee State	L, 86-93
Feb. 20	A	Marshall	L, 59-71
Feb. 25	H	Chattanooga	W, 61-57
Feb. 27	H	Georgia Southern	L, 77-79
March 1	N	Marshall [#]	W, 90-71
March 4	N	East Tennessee State!	L, 69-79


[^] Cornell Tournament, Ithaca, N.Y.
[%] Central Florida Tournament, Orlando, Fla.
[#] SoCon Tournament Quarterfinals, Boone, N.C.
[!] SoCon Tournament, Asheville, N.C.



1995-96
24-6 (14-0 SoCon — 1st)
SoCon REGULAR SEASON
CHAMPIONS
SoCon TOURNAMENT
CHAMPIONS

Nov. 24	N	Florida [^]	L, 71-73
Nov. 25	N	Wyoming [^]	W, 75-69
Dec. 2	H	Campbell	W, 96-78
Dec. 4	H	Winthrop	W, 89-53
Dec. 6	A	Western Carolina	W, 83-58
Dec. 9	A	Clemson	L, 73-89
Dec. 19	N	Iowa	L, 66-68
Dec. 20	N	South Carolina State [%]	W, 77-61
Dec. 21	N	South Alabama [%]	W, 85-68
Dec. 28	A	East Carolina	W, 65-61
Jan. 1	A	Georgia Tech	L, 68-95
Jan. 4	H	UNC Greensboro	W, 71-65
Jan. 13	A	Furman	W, 71-63
Jan. 16	A	Davidson	W, 76-57
Jan. 20	A	Marshall	W, 81-75
Jan. 24	A	East Tennessee State	W, 101-92
Jan. 27	H	Georgia Southern	W, 97-60
Jan. 29	H	Chattanooga	W, 88-49
Jan. 31	H	South Carolina	L, 77-78
Feb. 5	H	Western Carolina	W, 69-42
Feb. 10	H	Davidson	W, 86-64
Feb. 12	H	Furman	W, 96-64
Feb. 17	H	East Tennessee State	W, 83-73
Feb. 19	H	Marshall	W, 85-82
Feb. 22	A	Georgia Southern	W, 102-94
Feb. 24	A	Chattanooga	W, 68-64
Feb. 28	H	East Tennessee State ^{\$}	W, 92-75
March 2	N	Davidson [#]	W, 83-68
March 3	N	Marshall [#]	W, 77-75
March 15A	A	Alabama!	L, 66-95


[^] Montana State Tournament, Bozeman, Mont.
[%] Carolina Holiday Beach Classic, Conway, S.C.
^{\$} SoCon Tournament Quarterfinals, Boone, N.C.
[#] SoCon Tournament, Greensboro, N.C.



**1996-97
16-12 (8-6 SoCon — 3rd)**

Nov. 15	A	NC State [^]	L, 50-79
Nov. 23	H	East Carolina	W, 76-53
Nov. 26	H	Wake Forest	W, 66-60
Dec. 3	H	Georgia Tech	L, 80-88
Dec. 6	N	Mississippi Valley State [#]	W, 73-41
Dec. 7	A	Mississippi [#]	L, 84-86
Dec. 16	A	Campbell	L, 59-75
Dec. 21	N	UM-Kansas City [%]	W, 68-58
Dec. 22	N	Northeast Louisiana [%]	W, 52-47
Jan. 2	A	UNC Greensboro	W, 71-57
Jan. 4	A	Western Carolina	L, 70-72
Jan. 8	H	Virginia Tech	W, 67-58
Jan. 11	H	Furman	W, 94-59
Jan. 13	H	Davidson	L, 58-60
Jan. 15	A	South Carolina	L, 63-76
Jan. 18	H	Marshall	W, 71-66
Jan. 20	H	East Tennessee State	W, 92-61
Jan. 25	A	Georgia Southern	W, 95-80
Jan. 27	A	Chattanooga	W, 81-67
Feb. 1	H	Western Carolina	W, 78-57
Feb. 8	A	Davidson	L, 84-88
Feb. 10	A	Furman	L, 57-72
Feb. 15	A	East Tennessee State	W, 79-65
Feb. 17	A	Marshall	W, 86-82
Feb. 20	H	Georgia Southern	L, 78-83
Feb. 22	H	Chattanooga	L, 63-71
Feb. 26	N	Chattanooga ^{\$}	W, 80-62
March 1	N	Marshall!	L, 74-79

[^] Preseason NIT, Raleigh, N.C.
[#] Ole Miss Lady Rebel Classic, Oxford, Miss.
[%] USF Holiday Classic, Tampa, Fla.
^{\$} SoCon Tournament Quarterfinals, Boone, N.C.
[!] SoCon Tournament, Greensboro, N.C.



**1997-98
9-17 (8-8 SoCon — 6th)**

Nov. 19	H	South Carolina	L, 61-77
Nov. 22	N	Dartmouth [^]	L, 60-85
Nov. 23	N	Cornell [^]	W, 78-73
Nov. 26	A	Wake Forest	L, 68-70
Dec. 2	A	Virginia Tech	L, 49-65
Dec. 4	H	Wofford	W, 59-56
Dec. 7	A	Radford	L, 58-75
Dec. 18	H	Campbell	L, 59-66
Dec. 27	N	Tulane [%]	L, 41-81
Dec. 28	N	Richmond [%]	L, 68-94
Jan. 3	A	Chattanooga	W, 52-49
Jan. 10	H	Georgia Southern	L, 68-76
Jan. 12	A	Furman	L, 59-71
Jan. 14	A	UNC Greensboro	L, 52-62
Jan. 17	A	East Tennessee	L, 58-78
Jan. 19	H	Davidson	W, 75-69
Jan. 22	H	Western Carolina	W, 71-44
Jan. 26	A	Wofford	W, 73-64
Jan. 31	A	Western Carolina	W, 65-49
Feb. 2	H	Chattanooga	W, 63-55
Feb. 7	H	UNC Greensboro	W, 63-59
Feb. 9	A	Georgia Southern	L, 67-85
Feb. 14	H	Furman	L, 52-67
Feb. 16	H	East Tennessee	L, 49-56
Feb. 21	A	Davidson	L, 63-74
Feb. 27	N	Davidson!	L, 63-79


[^] SoCon/Ivy League Challenge, Chattanooga, Tenn.
[%] Tulane Christmas Tournament, New Orleans, La.
[!] SoCon Tournament, Greensboro, N.C.



**1998-99
14-15 (7-10 SoCon — 6th)
SoCon TOURNAMENT
CHAMPIONS**

Nov. 15	H	Radford	W, 85-64
Nov. 17	A	UNC Charlotte	L, 66-78
Nov. 20	N	Washington State [^]	L, 77-96
Nov. 21	N	Cornell [^]	W, 83-82
Nov. 24	H	UNC Greensboro	L, 72-57
Nov. 30	A	Western Carolina	W, 68-56
Dec. 3	H	Virginia Tech	L, 60-69
Dec. 9	H	UNC Asheville	W, 71-55
Dec. 17	A	Campbell	W, 72-70
Dec. 19	A	East Carolina	L, 70-85
Dec. 21	H	Wofford	W, 97-61
Dec. 29	H	Chattanooga	W, 78-65
Jan. 4	A	Georgia Southern	L, 80-92
Jan. 9	H	Furman	W, 64-59
Jan. 11	H	East Tennessee State	L, 79-89
Jan. 16	A	Davidson	L, 66-81
Jan. 18	A	College of Charleston	L, 65-75
Jan. 23	A	Wofford	L, 67-79
Jan. 25	H	Western Carolina	L, 73-84
Jan. 30	A	Chattanooga	L, 69-81
Feb. 1	A	UNC Greensboro	W, 81-76
Feb. 6	H	Georgia Southern	L, 75-86
Feb. 8	A	Furman	W, 73-52
Feb. 15	H	Davidson	L, 69-78
Feb. 20	H	College of Charleston	W, 78-59
Feb. 26	N	Georgia Southern [#]	W, 86-82
Feb. 27	N	East Tennessee State [#]	W, 77-73
Feb. 28	N	Davidson [#]	W, 78-69
Mar. 13	A	Tennessee!	L, 54-113

[^] Howard Bank Classic, Burlington, Vt.
[#] SoCon Tournament, Greensboro, N.C.
[!] NCAA Tournament, Knoxville, Tenn.



1999-2000
13-15 (9-9 SoCon — 5th)

Nov. 19	A	Michigan State [^]	L, 63-100
Nov. 20	N	St. John's [^]	L, 63-69
Nov. 23	H	UNC Charlotte	W, 66-57
Nov. 30	A	Virginia Tech	L, 55-75
Dec. 4	A	Radford	W, 65-64
Dec. 6	A	UNC Asheville	W, 77-68
Dec. 8	H	East Carolina	L, 60-77
Dec. 20	H	Campbell	L, 63-83
Dec. 28	H	Western Carolina	L, 65-67
Dec. 31	A	Chattanooga	L, 67-73
Jan. 2	A	Navy	W, 83-74
Jan. 5	A	UNC Greensboro	W, 83-72
Jan. 8	H	Georgia Southern	W, 76-66
Jan. 11	A	Furman	L, 69-90
Jan. 15	A	East Tennessee State	L, 67-84
Jan. 18	H	Davidson	W, 73-66
Jan. 22	H	Charleston	W, 87-64
Jan. 24	H	Wofford	W, 70-60
Jan. 29	A	Western Carolina	W, 73-72
Jan. 31	H	Chattanooga	L, 72-92
Feb. 5	H	UNC Greensboro	L, 71-77
Feb. 8	A	Georgia Southern	L, 69-97
Feb. 12	H	Furman	W, 65-63
Feb. 14	H	East Tennessee State	L, 80-85
Feb. 19	A	Davidson	L, 67-68
Feb. 21	A	Charleston	W, 73-54
Feb. 26	A	Wofford	W, 67-59
March 2	N	UNC Greensboro [#]	L, 75-92

[^] Felspausch/MSU Classic, East Lansing, Mich.
[#] SoCon Tournament, Greenville, S.C.



2000-01
6-23 (3-15 SoCon — 10th)

Nov. 19	H	Wake Forest	L, 60-83
Nov. 22	H	Radford	W, 82-74
Nov. 25	A	East Carolina	L, 65-72
Nov. 28	H	UNC Asheville	L, 67-69
Nov. 30	H	UNC Greensboro	L, 51-75
Dec. 3	H	Navy	W, 97-78
Dec. 6	A	Charlotte	L, 58-71
Dec. 15	A	Campbell	L, 65-78
Dec. 19	H	Chattanooga	L, 66-95
Dec. 21	N	Central Florida [^]	L, 83-89
Dec. 22	N	UNC Greensboro [^]	L, 77-86
Jan. 2	A	Georgia Southern	L, 66-90
Jan. 6	H	Furman	L, 51-74
Jan. 8	H	East Tennessee State	L, 78-101
Jan. 13	A	Davidson	L, 63-71
Jan. 15	A	College of Charleston	W, 84-70
Jan. 20	A	Wofford	L, 67-85
Jan. 23	H	Western Carolina	W, 79-72
Jan. 27	A	Chattanooga	L, 47-89
Jan. 30	A	UNC Greensboro	L, 60-88
Feb. 3	H	Georgia Southern	L, 70-82
Feb. 6	A	Furman	L, 61-74
Feb. 10	A	East Tennessee State	L, 74-81
Feb. 13	H	Davidson	L, 62-80
Feb. 17	H	College of Charleston	W, 76-68
Feb. 20	H	Wofford	L, 49-73
Feb. 24	A	Western Carolina	L, 74-80
March 1	N	College of Charleston [#]	W, 69-55
March 2	N	Georgia Southern [#]	L, 72-76

[^] UCF Holiday Classic, Orlando, Fla.
[#] SoCon Tournament, Greenville, S.C.



2001-02
10-19 (5-13 SoCon — 9th)

Nov. 16	A	UNC Asheville	W, 81-48
Nov. 19	A	Wake Forest	L, 66-70
Nov. 21	A	Navy	L, 71-72
Nov. 26	A	Radford	L, 71-73
Nov. 28	H	East Carolina	W, 65-55
Dec. 1	N	Alcorn State [^]	W, 61-50
Dec. 2	A	Southern Miss [^]	L, 48-61
Dec. 4	H	Charlotte	L, 61-65
Dec. 17	H	Campbell	W, 86-65
Dec. 19	A	UNC Greensboro	L, 51-79
Dec. 29	H	Georgia Southern	L, 75-91
Jan. 5	A	East Tennessee State	W, 87-79
Jan. 8	H	Davidson	W, 72-58
Jan. 12	H	College of Charleston	L, 73-83
Jan. 15	H	Wofford	L, 73-96
Jan. 17	A	Furman	L, 51-71
Jan. 19	A	Western Carolina	L, 65-68
Jan. 21	H	Chattanooga	L, 68-86
Jan. 26	H	UNC Greensboro	L, 66-83
Jan. 28	A	Georgia Southern	L, 61-82
Feb. 2	H	Furman	W, 82-78
Feb. 4	H	East Tennessee State	W, 77-74
Feb. 9	A	Davidson	W, 89-87
Feb. 11	A	College of Charleston	L, 52-80
Feb. 16	A	Wofford	L, 83-93
Feb. 19	H	Western Carolina	L, 61-69
Feb. 23	A	Chattanooga	L, 65-85
Feb. 28	N	Davidsons	W, 64-63
March 1	N	Chattanooga [#]	L, 61-84

[^] Southern Miss Tournament, Hattiesburg, Miss.
[#] SoCon Tournament, Charleston, S.C.



2002-03

9-19 (8-10 SoCon — t-6th)

Nov. 22	A	Campbell	L, 56-64
Nov. 25	H	UNC Asheville	W, 68-35
Nov. 27	A	Charlotte	L, 56-70
Dec. 1	A	Wake Forest	L, 59-88
Dec. 5	A	North Carolina	L, 44-80
Dec. 8	A	Georgia Southern	L, 64-71
Dec. 18	A	Auburn	L, 58-83
Dec. 21	A	Georgia State	L, 68-88
Dec. 29	A	South Alabama^	L, 74-83
Dec. 30	N	Colgate^	L, 53-64
Jan. 4	H	Furman	L, 69-71
Jan. 8	H	East Tennessee State	W, 79-76
Jan. 11	A	Wofford	W, 73-59
Jan. 13	H	College of Charleston	W, 80-69
Jan. 18	A	Davidson	W, 78-75 (2OT)
Jan. 21	H	Western Carolina	L, 63-65
Jan. 25	A	Chattanooga	L, 48-70
Jan. 28	A	UNC Greensboro	L, 62-75
Feb. 1	H	Georgia Southern	L, 67-77
Feb. 3	A	Furman	W, 73-63
Feb. 8	A	East Tennessee State	W, 76-65
Feb. 11	H	Davidson	W, 63-53
Feb. 15	A	College of Charleston	L, 60-65
Feb. 18	H	Wofford	W, 84-65
Feb. 21	H	Chattanooga	L, 73-87
Feb. 25	A	Western Carolina	L, 65-73
March 1	H	UNC Greensboro	L, 78-85
March 6	N	Georgia Southern#	L, 71-82 (OT)

^ Coca-Cola Classic, Mobile, Ala.
SoCon Tournament, Charleston, S.C.



2003-04

7-21 (6-14 SoCon — 9th)

Nov. 24	A	South Carolina	L, 66-82
Nov. 28	A	Florida International ^	L, 53-72
Nov. 29	N	St. Joseph's ^	L, 65-77
Dec. 3	H	High Point	W, 86-63
Dec. 6	A	Georgia Southern	L, 53-68
Dec. 8	A	College of Charleston	L, 59-75
Dec. 18	A	UNC Asheville	L, 61-70
Dec. 20	H	Elon	L, 75-79
Dec. 22	A	UNC Greensboro	L, 66-79
Dec. 31	A	N.C. State	L, 42-82
Jan. 3	H	Coastal Carolina	L, 80-83
Jan. 6	H	Davidson	W, 81-80
Jan. 10	H	Furman	L, 66-77
Jan. 13	H	Wofford	W, 78-66
Jan. 17	A	East Tennessee State	L, 64-65
Jan. 19	H	Chattanooga	L, 60-67
Jan. 24	A	Elon	L, 68-75
Jan. 29	H	UNC Greensboro	W, 73-68
Feb. 3	A	Davidson	L, 50-69
Feb. 7	A	Furman	L, 62-74
Feb. 9	A	Wofford	W, 65-48
Feb. 11	H	Western Carolina	L, 65-80
Feb. 14	H	East Tennessee State	L, 69-74
Feb. 16	A	Chattanooga	L, 64-71
Feb. 21	H	College of Charleston	W, 88-69
Feb. 25	H	Georgia Southern	L, 62-64
Feb. 28	A	Western Carolina	W, 72-64
Mar. 3	N	Georgia Southern#	L, 58-65

^ FIU/Herald Thanksgiving Classic, Miami, Fla.
SoCon Tournament, Charleston, S.C.



2004-05

11-17 (8-12 SoCon — 9th)

Nov. 19	H	Maryland	L, 74-94
Nov. 21	A	Clemson	W, 67-62
Nov. 26	N	Miami University^	L, 62-80
Nov. 27	N	Eastern Kentucky^	L, 64-69
Nov. 30	H	Elon	W, 76-50
Dec. 2	A	Coastal Carolina	W, 67-65
Dec. 6	A	Western Carolina	W, 71-68
Dec. 16	H	Campbell	W, 65-45
Dec. 18	H	UNC Greensboro	W, 69-41
Dec. 21	H	Georgia Southern	L, 64-68
Jan. 2	A	High Point	L, 61-63
Jan. 4	A	Davidson	L, 54-68
Jan. 8	H	Furman	L, 47-63
Jan. 10	A	Wofford	W, 66-45
Jan. 15	H	East Tennessee State	W, 51-47
Jan. 17	A	Chattanooga	L, 48-70
Jan. 22	A	Elon	W, 52-35
Jan. 25	A	UNC Greensboro	L, 41-55
Jan. 27	H	College of Charleston	W, 80-52
Feb. 1	H	Davidson	L, 51-59
Feb. 5	A	Furman	L, 68-73
Feb. 7	H	Wofford	L, 68-76
Feb. 12	A	East Tennessee State	L, 69-74
Feb. 14	H	Chattanooga	L, 58-75
Feb. 19	A	College of Charleston	L, 67-72 (OT)
Feb. 21	A	Georgia Southern	L, 52-56
Feb. 24	H	Western Carolina	W, 96-78
Mar. 2	N	East Tennessee State#	L, 64-74 (OT)

^ Seminole Classic, Tallahassee, Fla.
SoCon Tournament, Chattanooga, Tenn.



2005-06 15-13 (11-7 SoCon — 4th)

Nov. 19	A	Charlotte	L, 58-84
Nov. 23	A	Winthrop	W, 64-47
Nov. 27	A	Georgia Tech	L, 45-68
Dec. 1	A	Maryland	L, 59-118
Dec. 3	A	Georgetown	L, 44-59
Dec. 6	H	Winston-Salem State	W, 64-51
Dec. 15	H	College of Charleston*	W, 76-62
Dec. 19	H	Elon*	W, 66-63 (OT)
Dec. 21	H	East Tennessee State	W, 85-73
Dec. 29	N	IPFW%	L, 64-74
Dec. 30	N	Nicholls State%	W, 76-54
Jan. 2	H	Furman*	L, 60-67
Jan. 7	H	Chattanooga*	L, 38-69
Jan. 9	H	Western Carolina*	L, 76-86
Jan. 14	A	UNC Greensboro*	L, 71-85
Jan. 17	A	Wofford*	W, 80-65
Jan. 21	H	Georgia Southern*	W, 78-75
Jan. 24	H	Davidson*	W, 84-69
Jan. 28	A	College of Charleston*	L, 57-65
Jan. 31	A	Furman*	W, 58-44
Feb. 4	A	Chattanooga*	L, 66-87
Feb. 6	A	Western Carolina*	L, 65-82
Feb. 11	H	UNC Greensboro*	W, 85-84
Feb. 14	H	Wofford*	W, 75-56
Feb. 18	A	Georgia Southern*	W, 78-73
Feb. 21	A	Davidson*	W, 74-68
Feb. 25	A	Elon*	W, 61-53
Mar. 3	N	Western Carolina^	L, 60-71

* Southern Conference game
% Cyclone Classic (Ames, Iowa)
^ SoCon Tournament (Charleston, S.C.)



2006-07 13-18 (6-12 SoCon — 7th)

Nov. 11	H	Central Florida	W, 64-44
Nov. 14	H	Georgia Tech	L, 53-79
Nov. 18	A	Alabama A&M	W, 86-64
Nov. 21	A	East Tennessee State	L, 87-104
Nov. 25	H	Georgetown	L, 74-81 (OT)
Nov. 28	H	Winthrop	W, 84-61
Dec. 1	N	Richmond%	L, 62-63
Dec. 2	N	New Orleans%	W, 85-70
Dec. 5	A	Winston-Salem State	W, 66-52
Dec. 16	H	Elon*	W, 63-52
Dec. 18	A	Radford	L, 56-68
Dec. 21	H	VCU	W, 79-68
Dec. 29	A	College of Charleston*	L, 65-73
Jan. 2	A	Furman*	W, 72-62
Jan. 6	H	Chattanooga*	L, 74-84
Jan. 8	A	Western Carolina*	L, 60-71
Jan. 13	H	UNC Greensboro*	L, 61-68
Jan. 16	H	Wofford*	L, 65-69
Jan. 20	A	Georgia Southern*	W, 85-68
Jan. 22	A	Davidson*	L, 62-75
Jan. 27	H	College of Charleston*	W, 69-47
Jan. 29	H	Furman*	W, 69-60
Feb. 1	A	Chattanooga*	L, 58-76
Feb. 5	H	Western Carolina*	L, 68-77
Feb. 10	A	UNC Greensboro*	L, 62-81
Feb. 12	A	Wofford*	L, 52-63
Feb. 14	H	Georgia Southern*	L, 61-68
Feb. 20	H	Davidson*	L, 64-68
Feb. 24	A	Elon*	W, 63-61
Feb. 27	N	Elon^	W, 64-50
Feb. 28	N	Chattanooga^	L, 60-84

* Southern Conference game
% Lady Privateer Classic (New Orleans, La.)
^ SoCon Tournament (Charleston, S.C.)



2007-08 8-22 (5-13 SoCon — 7th)

Nov. 13	A	at No. 25 NC State	L, 69-82
Nov. 16	H	N.C. Central	W, 91-62
Nov. 20	A	at Gardner-Webb	L, 65-67
Nov. 25	A	at VCU	L, 53-72
Nov. 28	H	East Carolina	L, 69-75
Dec. 3	H	Radford	L, 45-65
Dec. 14	A	at College of Charleston*	L, 49-81
Dec. 16	A	at Georgia Southern*	L, 58-72
Dec. 19	A	at UCF%	W, 87-81
Dec. 20	N	vs. LaSalle%	L, 63-66
Dec. 28	A	at San Diego#	L, 60-79
Dec. 30	N	vs. No. 13 DePaul#	L, 64-111
Jan. 5	H	Chattanooga*	L, 55-68
Jan. 7	H	Western Carolina*	L, 63-87
Jan. 12	A	at Davidson*	L, 85-80
Jan. 16	H	East Tennessee State	W, 73-7-
Jan. 19	A	at Elon*	W, 58-56 OT
Jan. 21	A	at UNC Greensboro*	L, 54-56
Jan. 26	H	Furman*	L, 63-73
Jan. 28	H	Wofford*	W, 92-79
Feb. 2	A	at Chattanooga*	L, 55-71
Feb. 4	A	at Western Carolina*	L, 57-78
Feb. 9	H	Davidson*	L, 66-67
Feb. 13	A	at Furman*	W, 60-55
Feb. 16	H	Elon*	L, 52-72
Feb. 19	H	UNC Greensboro*	W, 58-53
Feb. 25	A	at Wofford*	W, 74-69
Feb. 28	H	College of Charleston*	L, 63-72
Mar. 1	H	Georgia Southern*	L, 63-79
Mar. 6	N	vs. UNC Greensboro^	L, 44-62

* Southern Conference Game
% UCF Holiday Classic (Orlando, Fla.)
Maggie Dixon Surf N' Slam (San Diego, Calif.)
^ SoCon Tournament (Charleston, S.C.)



2008-09
9-22 (7-13 SoCon — 8th)

Nov. 14	H	Marshall	L, 65-67
Nov. 18	A	at East Carolina	L, 75-80
Nov. 21	A	at Wake Forest	L, 35-68
Nov. 24	H	Alabama A&M	W, 65-52
Nov. 26	A	at East Tennessee State	L, 68-72
Dec. 1	A	at Georgia Southern*	L, 53-69
Dec. 6	H	Davidson*	L, 75-95
Dec. 8	A	at Wichita State	L, 46-63
Dec. 20	A	at Furman*	L, 66-75
Dec. 28	A	at Georgetown	L, 46-63
Dec. 30	A	at George Mason	L, 57-65
Jan. 3	H	Western Carolina*	L, 55-92
Jan. 6	A	at Elon*	W, 63-59
Jan. 10	H	College of Charleston*	L, 53-64
Jan. 12	H	UNC Greensboro*	W, 73-68
Jan. 17	A	at Samford*	L, 51-87
Jan. 19	A	at Chattanooga*	L, 43-72
Jan. 24	A	at Davidson*	W, 77-57
Jan. 28	H	Gardner-Webb	L, 62-77
Jan. 31	H	Furman*	W, 77-64
Feb. 2	A	at Wofford*	W, 65-60
Feb. 7	A	at Western Carolina*	L, 50-75
Feb. 9	H	Elon*	L, 55-73
Feb. 11	H	Wofford*	W, 72-68
Feb. 14	H	Samford*	L, 47-59
Feb. 16	H	Chattanooga*	L, 47-71
Feb. 21	A	at College of Charleston*	L, 55-57
Feb. 23	A	at UNC Greensboro*	L, 60-74
Feb. 28	H	Georgia Southern*	W, 68-59
Mar. 5	N	Furman^	W, 63-60
Mar. 6	A	Chattanooga^	L, 53-86

* Southern Conference Game
^ SoCon Tournament (Chattanooga, Tenn.)



2009-10
23-12 (14-6 SoCon — 1-2nd)

Nov. 13	A	Marshall	W, 63-58
Nov. 20	H	Charlotte	L, 57-74
Nov. 24	A	Gardner-Webb	L, 58-70
Nov. 27	A	No. 20 Pittsburgh!	L, 56-63
Nov. 28	N	Miami (Ohio)!	W, 79-76
Dec. 2	H	Georgia Southern*	L, 68-73
Dec. 7	A	Davidson*	W, 68-59
Dec. 17	H	East Tennessee State	W, 92-87
Dec. 21	H	Furman*	L, 56-73
Dec. 23	A	Bowling Green	L, 68-89
Dec. 30	H	George Mason	W, 74-54
Jan. 2	H	Elon*	W, 85-66
Jan. 4	A	Western Carolina*	W, 53-52
Jan. 6	H	Richmond	L, 56-78
Jan. 9	H	Chattanooga*	L, 53-60
Jan. 11	H	Samford*	L, 65-72
Jan. 16	A	UNC Greensboro*	W, 72-57
Jan. 18	A	College of Charleston*W,	66-63 OT
Jan. 23	H	Davidson*	W, 72-61
Jan. 30	A	Wofford*	W, 62-54
Feb. 1	A	Furman*	W, 58-53
Feb. 6	A	Elon*	W, 73-54
Feb. 8	H	Western Carolina*	W, 73-59
Feb. 13	A	Chattanooga*	L, 56-59
Feb. 15	A	Samford*	W, 66-55
Feb. 20	H	UNC Greensboro*	W, 67-49
Feb. 22	H	College of Charleston*	W, 70-54
Feb. 25	H	Wofford*	W, 76-62
Feb. 27	A	Georgia Southern*	L, 73-77
Mar. 6	N	Furman^	W, 71-53
Mar. 7	N	Samford^	L, 53-66
Mar. 18	A	Charleston Southern#	W, 62-47
Mar. 21	H	Fairfield#	W, 59-36
Mar. 25	H	College of Charleston#	W, 77-58
Mar. 28	H	Memphis#	W, 79-71

! Pittsburgh Thanksgiving Tournament
* Southern Conference Game
^ SoCon Tournament (Charlotte, N.C.)
Women's Basketball Invitational



2010-11
25-7 (17-3 SoCon — 1st)
SoCon REGULAR SEASON
CHAMPIONS

Nov. 12	N	Marshall#	W, 64-55
Nov. 13	N	Campbell#	W, 84-67
Nov. 17	A	Richmond	L, 78-88
Nov. 19	A	East Tennessee State	W, 75-56
Nov. 22	H	Gardner-Webb	W, 98-68
Nov. 29	H	Elon*	W, 100-67
Dec. 2	H	UNC Asheville	W, 99-71
Dec. 5	A	No. 22 Maryland	L, 65-81
Dec. 18	A	Furman*	L, 62-63
Dec. 20	H	Western Carolina*	W, 65-50
Dec. 29	A	Wake Forest	W, 64-57
Jan. 5	H	College of Charleston*	W, 78-62
Jan. 8	A	Wofford*	W, 81-60
Jan. 10	A	Georgia Southern*	L, 65-73
Jan. 14	H	Samford*	W, 74-62
Jan. 16	H	Chattanooga*	W, 70-54
Jan. 19	A	Davidson*	W, 83-66
Jan. 21	A	UNC Greensboro*	W, 83-72
Jan. 24	A	Elon*	W, 67-54
Jan. 29	H	Furman*	W, 85-67
Jan. 31	A	Western Carolina*	W, 62-36
Feb. 2	H	Davidson*	W, 83-73
Feb. 5	A	College of Charleston*	W, 71-39
Feb. 12	A	Samford*	W, 61-53
Feb. 14	A	Chattanooga*	W, 57-56
Feb. 19	H	Wofford*	W, 74-59
Feb. 21	H	Georgia Southern*	L, 57-67
Feb. 26	H	UNC Greensboro*	W, 80-57
Mar. 4	N	Davidson^	W, 73-63
Mar. 6	N	Elon^	W, 72-48
Mar. 7	N	Samford^	L, 54-57
Mar. 16	A	South Carolina\$	L, 54-67

Longwood Tournament (Farmville, Va.)
* Southern Conference Game
^ SoCon Tournament (Chattanooga, Tenn.)
\$ Women's National Invitation Tournament



2011-12
27-7 (17-3 SoCon — 1st)
SoCon REGULAR SEASON
CHAMPIONS

Nov. 11	A	Virginia	L, 48-80
Nov. 19	A	Gardner-Webb	W, 69-41
Nov. 21	H	East Tennessee State	W, 89-65
Nov. 25	N	Eastern Kentucky#	W, 64-62
Nov. 26	A	Georgia State#	W, 82-58
Dec. 1	H	Georgia Southern*	W, 64-45
Dec. 5	A	Western Carolina*	W, 82-46
Dec. 10	A	UNC Asheville	W, 85-71
Dec. 19	H	College of Charleston*	W, 71-52
Dec. 22	A	No. 13 Georgia	L, 37-81
Dec. 31	H	Longwood	W, 64-54
Jan. 7	A	Elon*	W, 72-58
Jan. 9	A	UNC Greensboro*	W, 81-66
Jan. 15	H	Davidson*	L, 52-55
Jan. 18	A	Wofford*	W, 59-58
Jan. 21	H	Chattanooga*	W, 62-51
Jan. 23	H	Samford*	W, 53-49
Jan. 28	A	Furman*	W, 78-63
Jan. 30	H	Western Carolina*	W, 58-39
Feb. 4	A	Georgia Southern*	W, 57-46
Feb. 6	A	College of Charleston*	W, 50-41
Feb. 8	H	Wofford*	W, 75-46
Feb. 11	H	UNC Greensboro*	W, 79-60
Feb. 13	H	Elon*	W, 84-68
Feb. 18	A	Davidson*	L, 54-61
Feb. 20	H	Furman*	W, 85-70
Feb. 25	A	Samford*	W, 57-53
Feb. 27	A	Chattanooga*	L, 71-80
Mar. 3	N	Western Carolina^	W, 61-43
Mar. 4	N	Chattanooga^	W, 77-52
Mar. 5	N	Samford^	L, 43-54
Mar. 15	A	UNC Wilmington%	W, 79-73
Mar. 16	A	NC State%	W, 66-62
Mar. 22	A	Virginia%	L, 58-74

Georgia State Thanksgiving Classic (Atlanta, Ga.)
 * Southern Conference Game
 ^ SoCon Tournament(Asheville, N.C.)
 % Women's National Invitation Tournament



2012-13
20-11(13-7 SoCon — 4th)

Nov. 9	H	Lees-McRae	W, 91-54
Nov. 14	L	Virginia Tech	L, 68-71
Nov. 20	H	Gardner-Webb	W, 84-43
Nov. 24	N	Campbell#	W, 69-54
Nov. 25	N	Norfolk State#	W, 68-61
Nov. 30	A	Xavier	WOT, 77-73
Dec. 3	H	Georgia Southern*	W, 79-47
Dec. 18	A	ETSU	W, 85-57
Dec. 28	A	West Virginia	L, 67-72
Jan. 5	A	Davidson*	L, 49-65
Jan. 7	A	Furman*	W, 66-52
Jan. 12	H	Western Carolina*	W, 77-46
Jan. 14	A	Wofford*	WOT2, 68-65
Jan. 18	A	College of Charleston*	W, 63-55
Jan. 20	H	UNCG*	W, 81-58
Jan. 26	A	Chattanooga*	L, 55-59
Jan. 28	A	Samford*	L, 64-66
Feb. 2	H	Elon*	W, 80-62
Feb. 4	A	Georgia Southern*	W, 67-54
Feb. 9	H	Davidson*	L, 49-56
Feb. 11	H	Furman*	W, 68-58
Feb. 16	H	Wofford*	W, 77-50
Feb. 18	A	Western Carolina*	W, 63-32
Feb. 20	H	College of Charleston*	W, 74-65
Feb. 25	A	Elon*	L, 58-75
Feb. 27	A	UNCG*	W, 77-46
Mar. 2	H	Chattanooga*	L, 45-69
Mar. 4	H	Samford*	L, 60-63
Mar. 9	N	College of Charleston^	W, 74-60
Mar. 10	N	Chattanooga^	L, 67-72
Mar. 21	A	Charlotte%	L, 61-79

ECU Pirate Thanksgiving Tournament (Greenville, N.C.)
 * Southern Conference Game
 ^ SoCon Tournament(Asheville, N.C.)
 % Women's National Invitation Tournament



2013-14
13-16 (10-8 SoCon — 4th)

Nov. 8	A	Vanderbilt	L, 53-96
Nov. 12	H	ETSU	L, 72-81
Nov. 15	H	Lees-McRae	W, 86-57
Nov. 19	A	Gardner-Webb	L, 63-69
Nov. 26	H	Western Carolina*	L, 63-71
Dec. 4	A	North Carolina A&T	L, 43-62
Dec. 6	N	UC Irvine#	L, 77-85
Dec. 7	N	Idaho#	L, 60-83
Dec. 16	A	Radford	W, 83-60
Dec. 20	A	Ohio State	L, 38-52
Dec. 31	A	UNCW	W, 54-47
Jan. 4	A	Furman*	L, 54-73
Jan. 6	A	Wofford*	W, 63-43
Jan. 11	H	Samford*	W, 61-47
Jan. 13	H	Chattanooga*	L OT, 68-73
Jan. 17	A	Elon*	L, 54-66
Jan. 19	A	UNCG*	W, 75-56
Jan. 25	H	Davidson*	W, 74-66
Jan. 27	H	Georgia Southern*	L, 59-68
Feb. 1	H	Wofford*	W, 61-54
Feb. 3	H	Furman*	W, 75-70
Feb. 8	A	Chattanooga*	L, 41-69
Feb. 10	A	Samford*	L, 47-55
Feb. 15	H	UNCG*	W, 76-67
Feb. 17	H	Elon*	W, 71-60
Feb. 22	A	Georgia Southern*	L, 72-74
Feb. 24	A	Davidson*	W OT, 72-70
Mar. 1	A	Western Carolina*	W, 63-56
Mar. 8	N	Elon^	L, 56-59

Lady Griz Classic (Missoula, Montana)
 * Southern Conference Game
 ^ SoCon Tournament(Asheville, N.C.)



2014-15

14-16 (9-11 Sun Belt – 7th)

Nov. 14	A	Kentucky	L, 111-74
Nov. 19	A	ETSU	W, 76-70
Nov. 22	H	UNCW	W, 82-72
Nov. 25	H	Gardner-Webb	W, 77-69
Nov. 30	H	Radford	L, 69-68
Dec. 6	A	Furman	L, 84-79
Dec. 14	A	North Carolina	L, 84-52
Dec. 17	H	North Carolina A&T	W, 72-70 (OT)
Dec. 30	H	Catawba	W, 81-64
Jan. 3	A	Arkansas State*	L, 89-75
Jan. 5	H	UL Lafayette*	W, 63-51
Jan. 8	A	South Alabama*	W, 67-63
Jan. 10	A	Little Rock*	L, 69-48
Jan. 15	H	Arkansas State*	W, 70-69
Jan. 17	H	Georgia State*	L, 76-71
Jan. 19	A	Troy*	L, 91-87
Jan. 22	H	South Alabama*	W, 70-59
Jan. 24	A	Texas State*	W, 74-66
Jan. 29	A	Georgia Southern*	W, 77-74
Feb. 5	A	UL Lafayette*	L, 70-66
Feb. 7	H	Troy*	L, 108-87
Feb. 12	H	Little Rock*	L, 41-69
Feb. 14	A	UL Monroe*	W, 55-54
Feb. 19	A	UT Arlington*	L, 55-45
Feb. 21	A	Georgia State*	L, 80-70
Feb. 26	H	Georgia Southern*	W, 66-39
Feb. 28	H	UL Monroe*	W, 80-61
Mar. 5	H	Texas State*	W, 61-55
Mar. 7	H	UT Arlington*	L, 61-53
Mar. 11	N	Arkansas State& (2)	L, 67-52

* Sun Belt Conference Game
 ^ Sun Belt Tournament (New Orleans, La.)



2015-16

10-20 (7-13 Sun Belt – 8th)

Nov. 13	H	Liberty	L, 74-68
Nov. 16	A	Alabama	L, 93-59
Nov. 19	H	ETSU	W, 70-52
Nov. 27	N	South Dakota#	L, 87-60
Nov. 28	N	Delaware State#	L, 76-69
Dec. 2	A	College of Charleston	L, 60-50
Dec. 12	A	North Carolina	L, 68-59
Dec. 17	H	Richmond	W, 73-59
Dec. 20	H	Furman	W, 92-78
Dec. 31	A	UL Monroe*	W, 57-54
Jan. 2	A	UL Lafayette*	L, 60-51
Jan. 7	H	UT Arlington*	L, 76-45
Jan. 9	H	Texas State*	W, 90-71
Jan. 14	A	Little Rock*	L, 67-50
Jan. 16	A	Arkansas State*	L, 83-60
Jan. 21	H	Georgia State*	L, 80-75
Jan. 25	H	Georgia Southern*	L, 65-50
Jan. 28	A	Troy*	W, 96-81
Jan. 30	A	South Alabama*	L, 71-55
Feb. 4	H	UL Lafayette*	W, 76-59
Feb. 6	H	UL Monroe*	W, 64-52
Feb. 11	A	Texas State*	L, 87-76
Feb. 13	A	UT Arlington*	L, 65-58
Feb. 18	H	South Alabama*	L, 68-54
Feb. 20	H	Troy*	L, 100-89 (OT)
Feb. 25	A	Georgia Southern*	W, 68-62
Feb. 27	A	Georgia State*	W, 72-69
Mar. 3	H	Little Rock*	L, 72-67
Mar. 5	H	Arkansas State*	L, 83-74
Mar. 9	N	Arkansas State&(1)	L, 81-61

- Boca Raton Classic (Boca Raton, Fla.)
 * Sun Belt Conference Game
 ^ Sun Belt Tournament (New Orleans, La.)



2016-17

12-19 (6-12 Sun Belt – 9th)

Nov. 11	A	No. 21 DePaul#	L, 99-58
Nov. 12	N	Gardner-Webb#	W, 72-67
Nov. 17	A	Liberty	W, 66-57
Nov. 20	A	Richmond	L, 55-46
Nov. 23	A	ETSU	W, 71-68
Nov. 27	H	College of Charleston	L, 65-62
Nov. 30	H	North Carolina A&T	W, 71-58
Dec. 4	H	Radford	L, 57-54
Dec. 11	A	Georgia Tech	L, 81-52
Dec. 14	A	Tennessee	L, 92-66
Dec. 21	H	UNC Asheville	W, 81-51
Dec. 29	A	UT Arlington*	L, 74-63
Dec. 31	A	Texas State*	W, 66-64
Jan. 5	H	Arkansas State*	W, 76-50
Jan. 7	H	Little Rock*	L, 77-69
Jan. 14	A	Coastal Carolina*	L, 60-55
Jan. 19	A	Georgia State*	W, 67-63
Jan. 21	A	Georgia Southern*	L, 53-50
Jan. 26	H	Texas State*	L, 53-37
Jan. 28	H	UT Arlington*	L, 73-62
Feb. 2	A	Little Rock*	L, 67-55
Feb. 4	A	Arkansas State*	W, 81-72 (OT)
Feb. 9	H	Georgia Southern*	W, 73-48
Feb. 11	H	Georgia State*	L, 59-55
Feb. 16	A	Troy*	L, 86-77
Feb. 18	A	South Alabama*	L, 54-41
Feb. 23	H	Louisiana*	L, 68-58
Mar. 3	H	UL Monroe*	W, 79-61
Mar. 4	H	Coastal Carolina*	L, 56-53
Mar. 7	N	Coastal Carolina^(9)	W, 79-58
Mar. 9	N	Little Rock^(1)	L, 69-53

* Sun Belt Conference Game
 ^ Sun Belt Tournament (New Orleans, La.)

RECORD BOOK



2017-18
8-23 (5-13 Sun Belt – 9th)

Nov. 10	H	Georgia Tech	L, 75-41
Nov. 12	A	Radford	L, 61-40
Nov. 15	H	ETSU	L, 70-57
Nov. 19	H	Davidson	L, 59-57
Nov. 21	A	North Carolina A&T	L, 81-56
Nov. 26	A	College of Charleston	W, 76-70
Dec. 1	H	UAB	L, 70-59
Dec. 3	A	North Carolina	L, 56-43
Dec. 7	A	Wake Forest	L, 78-49
Dec. 16	A	Marshall	W, 56-54
Dec. 21	A	UNC Asheville	L, 69-60 (OT)
Dec. 29	H	Texas State*	L, 69-54
Dec. 31	H	UT Arlington*	L, 64-60
Jan. 4	A	Louisiana*	L, 61-45
Jan. 6	A	UL Monroe*	W, 71-67
Jan. 11	H	Georgia State*	W, 77-62
Jan. 13	H	Georgia Southern*	W, 87-56
Jan. 20	A	South Alabama*	L, 54-52
Jan. 22	A	Troy*	L, 81-74
Jan. 25	H	Little Rock*	L, 52-40
Jan. 27	H	Arkansas State*	W, 68-66
Feb. 1	A	UT Arlington*	L, 49-48
Feb. 3	A	Texas State*	L, 92-50
Feb. 10	A	Coastal Carolina*	L, 73-68 (OT)
Feb. 15	H	South Alabama*	W, 57-56 (OT)
Feb. 17	H	Troy*	L, 93-64
Feb. 22	A	Arkansas State*	L, 69-52
Feb. 24	A	Little Rock*	L, 61-35
Mar. 3	H	Coastal Carolina*	L, 66-51
Mar. 6	N	No. 8 Arkansas State^	W, 79-68
Mar. 8	N	No. 1 Little Rock^	L, 66-34

* Sun Belt Conference Game
^ Sun Belt Tournament (New Orleans, La.)



2018-19
22-14 (10-8 Sun Belt – 5th)

Nov. 9	A	UAB	L, 80-61
Nov. 11	A	Georgia Tech	L, 73-51
Nov. 15	H	UNCG	W, 68-65
Nov. 17	A	Davidson	W, 81-78
Nov. 20	H	ELON	W, 65-62
Nov. 25	H	Marshall	W, 74-52
Nov. 29	A	ETSU	L, 95-64
Dec. 2	H	College of Charleston	W, 80-66
Dec. 5	A	No. 22/24 South Carolina	L, 80-50
Dec. 17	H	Wofford	W, 94-70
Dec. 21	A	Clemson	L, 87-48
Jan. 3	H	South Alabama*	W, 71-63
Jan. 5	H	Troy*	L, 83-72
Jan. 10	A	UT Arlington*	L, 99-94 (2OT)
Jan. 12	A	Texas State*	W, 62-49
Jan. 19	H	Coastal Carolina*	W, 67-53
Jan. 24	H	Arkansas State*	W, 75-67
Jan. 26	H	Little Rock*	L, 74-59
Jan. 31	A	Louisiana*	L, 73-55
Feb. 2	A	ULM*	W, 80-58
Feb. 7	H	Texas State*	W, 77-56
Feb. 9	H	UT Arlington*	L, 72-65
Feb. 16	A	Coastal Carolina*	L, 74-66
Feb. 21	A	Georgia State*	L, 85-75
Feb. 23	A	Georgia Southern*	W, 70-52
Feb. 28	H	ULM*	W, 56-51
Mar. 1	H	Louisiana*	W, 83-69
Mar. 7	A	at Troy*	L, 95-66
Mar. 9	A	at South Alabama*	W, 59-50
Mar. 13	N	No. 8 Coastal Carolina^	W, 78-42
Mar. 14	N	No. 4 Georgia State^	W, 47-45
Mar. 15	N	No. 1 Little Rock^	L, 80-64
Mar. 20	A	UNC Asheville#	W, 57-55
Mar. 25	H	Marshall#	W, 83-71
Mar. 30	H	Campbell#	W, 70-57
April 3	H	North Texas#	W, 76-59

* Sun Belt Conference Game
^ Sun Belt Tournament (New Orleans, La.)
Women's Basketball Invite (Asheville/Boone, N.C.)



2019-20
11-19 (8-10 Sun Belt – 8th)

Nov. 5	A	VCU	L, 66-38
Nov. 11	A	ELON	L, 67-66 OT
Nov. 17	A	No. 6 South Carolina	L, 92-50
Nov. 22	H	Gardner-Webb	L, 67-56
Nov. 25	H	ETSU	L, 67-61
Nov. 29	H	Mercer	W, 77-68
Dec. 4	A	Wofford	W, 54-51
Dec. 14	A	No. 24 Michigan	L, 62-35
Dec. 19	N	Bethune-Cookman%	L, 61-44
Dec. 20	N	Canisius%	W, 74-57
Dec. 29	A	UNCG	L, 54-47
Jan. 2	A	South Alabama*	L, 81-66
Jan. 4	A	Troy*	L, 84-55
Jan. 9	H	UTA*	L, 82-60
Jan. 11	H	Texas State*	W, 73-65 OT
Jan. 16	A	Arkansas State*	L, 76-58
Jan. 18	H	Coastal Carolina*	L, 80-53
Jan. 25	A	Little Rock*	L, 68-63
Jan. 30	H	Georgia State*	W, 65-37
Feb. 1	H	Georgia Southern*	W, 83-75
Feb. 6	A	UTA*	L, 63-44
Feb. 8	A	Texas State*	W, 59-47
Feb. 13	H	South Alabama*	W, 71-59
Feb. 15	H	Troy*	L, 81-61
Feb. 20	A	Georgia State*	W, 64-59 (OT)
Feb. 22	A	Georgia Southern*	L, 78-70
Feb. 27	H	Louisiana*	L, 57-51
Feb. 29	H	ULM*	W, 68-49
Mar. 7	A	Coastal Carolina*	W, 83-80 (2OT)
Mar. 10	N	No. 5 Little Rock^	L, 48-47

* Sun Belt Conference Game
^ Sun Belt Tournament (Lafayette, La.)
% Mad Hatter Classic (Deland, Fla.)



2020-21
15-12 (10-8 Sun Belt — 3E)

Nov. 25	H	CHARLOTTE	W, 74-68
Nov. 29	H	UNC ASHEVILLE	W, 70-60
Dec. 4	A	Virginia Tech	L, 84-59
DEC. 11	H	DAVIDSON	L, 67-64
Dec. 20	A	at ETSU	W, 69-66
Dec. 22	A	at RV Georgia	L, 107-44
Jan. 1	A	at Troy*	W, 78-66
Jan. 2	A	at Troy*	L, 85-65
Jan. 8	A	at Georgia Southern*	L, 87-56
Jan. 9	A	at Georgia Southern*	W, 70-58
JAN. 15	H	SOUTH ALABAMA*	L, 63-66
JAN. 16	H	SOUTH ALABAMA*	W, 71-52
Jan. 22	A	at Georgia State*	W, 71-68
Jan. 23	A	at Georgia State*	W, 66-56
JAN. 29	H	TROY*	L, 80-60
JAN. 30	H	TROY*	L, 74-52
FEB. 5	H	GEORGIA STATE*	L, 72-62
FEB. 6	H	GEORGIA STATE*	L, 50-48
Feb. 10	A	at Coastal Carolina*	W, 72-58
FEB. 13	H	COASTAL CAROLINA*	W, 79-65
Feb. 19	A	at South Alabama*	L, 56-51
Feb. 20	A	at South Alabama*	W, 58-56
FEB. 26	H	GEORGIA SOUTHERN*	W, 77-66
FEB. 27	H	GEORIGA SOUTHERN*	W, 81-78
Mar. 5	N	vs. 6W ULM^	W, 70-60
Mar. 6	N	vs. 2W UTA^	W, 54-46
Mar. 7	N	vs. 1E Troy^	L, 63-66

* Sun Belt Conference Game
^ Sun Belt Tournament (Pensacola, Fla.)



2021-22
14-12 (8-4 Sun Belt — 5th)

Nov. 9	H	Lees-McRae	W, 75-41
Nov. 11	A	Mercer	L, 57-61
Nov. 14	H	North Carolina Central	W, 80-66
Nov. 17	A	North Carolina	L, 44-89
Nov. 22	H	Winstom-Salem State	W, 81-49
Nov. 24	A	Duke	L, 65-73
Nov. 28	A	UNC Asheville	W, 71-56
Dec. 1	H	ETSU	W, 81-53
Dec. 5	A	Gardner-Webb	W, 73-63
Dec. 12	H	Wofford	L, 65-78
Dec. 15	A	Davidson	L, 48-66
Dec. 18	H	Old Dominion	W, 49-85
Dec. 21	H	Eastern Kentucky	L, 84-89 2OT
Jan. 13	A	Arkansas State*	L, 92-98
Jan. 15	A	Little Rock*	W, 60-49
Jan. 20	H	Louisiana*	W, 55-46
Jan. 22	H	ULM*	W, 67-61
Jan. 26	H	Coastal Carolina*	W, 66-61
Jan. 29	A	Coastal Carolina*	W, 70-68
Feb. 6	A	UT Arlington*	L, 79-88
Feb. 10	A	Georgia Southern*	L, 80-82 OT
Feb. 12	A	Georgia State*	W, 84-78 OT
Feb. 19	H	Texas State*	W, 73-55
Feb. 24	H	Troy*	L, 56-89
Feb. 26	H	South Alabama*	W, 72-50
Mar. 4	N	Little Rock^	L, 58-70

* Sun Belt Conference Game
^ Sun Belt Tournament (Pensacola, Fla.)



2022-23
11-20 (6-12 Sun Belt — 11th)

Nov. 8	A	Charlotte	L, 94-98
Nov. 11	A	EKU	L, 63-95
Nov. 14	H	Lees-McRae	W, 67-33
Nov. 17	H	Norfolk State	L, 65-70
Nov. 20	A	West Virginia	L, 51-72
Nov. 27	H	Davidson	W, 84-82
Dec. 3	A	Wofford	L, 42-71
Dec. 10	H	Johnson C. Smith	W, 107-52
Dec. 15	A	North Carolina Central	L, 70-72
Dec. 17	A	Michigan	L, 49-77
Dec. 20	H	Gardner Webb	W, 87-81
Dec. 29	H	Old Dominion*	W, 81-55
Dec. 31	H	Marshall*	L, 52-59
Jan. 5	A	Texas State*	L, 59-66
Jan. 7	A	Arkansas State*	W, 59-58
Jan. 12	A	James Madison*	L, 64-73
Jan. 14	A	Georgia Southern*	W, 96-88
Jan. 19	H	Southern Miss*	L, 68-75
Jan. 21	H	Coastal Carolina*	W, 81-74
Jan. 26	A	Georgia State*	L, 56-64
Jan. 28	H	Louisiana*	L, 51-65
Feb. 2	A	Marshall*	L, 64-72
Feb. 4	A	Coastal Carolina*	L, 67-70
Feb. 9	H	Georgia State*	W, 63-55
Feb. 11	H	Georgia Southern*	L, 73-84
Feb. 16	A	Old Dominion*	L, 65-71
Feb. 18	A	Troy*	L, 66-73
Feb. 22	H	James Madison*	L, 62-78
Feb. 24	H	ULM*	W, 77-63
Mar. 1	N	Louisiana^	W, 51-38
Mar. 3	N	Texas State^	L, 47-56

* Sun Belt Conference Game
^ Sun Belt Tournament (Pensacola, Fla.)



HONORS & AWARDS

SOCON

PLAYER OF THE YEAR

- 1987-88 Valorie Whiteside
- 1988-89 Beth Laney
- 1989-90 Glenda Cunningham
- 1993-94 Angela Crosby
- 2000-01 Natasha Lettsome
- 2010-11 Sam Ramirez (Coaches)
- 2011-12 Anna Freeman (Media)

SOCON TOURNAMENT MOST OUTSTANDING PERFORMER

- 1986-87 Valorie Whiteside
- 1987-88 Valorie Whiteside
- 1989-90 Shannon Thomas
- 1998-99 Beth Schoolfield

SOCON COACH OF THE YEAR

- 1984-85 Linda Robinson
- 1988-89 Linda Robinson
- 1993-94 Linda Robinson
- 1995-96 Linda Robinson
- 2009-10 Darcie Vincent
- 2010-11 Darcie Vincent

SOCON FRESHMAN OF THE YEAR

- 1990-91 Penny Roberson
- 1992-93 Shannon Spencer
- 2000-01 Aisha Bryant
- 2002-0 Kiki Conyers
- 2011-12 Maryah Sydnor (Media)

SOCON ALL-FRESHMEN TEAM

- 2001-02 Joanie White
- 2002-03 Kiki Conyers
- 2003-04 Crystal Barriner
- 2005-06 Greteya Kelley
- 2006-07 GiGi Thomas
- 2007-08 Frances Hernandez
- Sam Ramirez
- 2008-09 Canesha Edwards
- Sade' Means
- 2009-10 Ashlen Dewart
- Anna Freeman
- 2011-12 Maryah Sydnor

FIRST TEAM ALL-SOCON

- 1984-85 Karen Robinson
- Valorie Whiteside
- 1985-86 Valorie Whiteside
- 1986-87 Karen Robinson
- Valorie Whiteside
- 1987-88 Jane Dalton

- 1988-89 Valorie Whiteside
- Kim Johnson
- Beth Laney
- 1989-90 Glenda Cunningham
- 1990-91 Shannon Thomas
- 1992-93 Angela Crosby
- 1993-94 Angela Crosby
- 1995-96 Andreaia Hinton
- Shannon Spencer
- 1996-97 Merideth Thompson
- 1998-99 Beth Schoolfield
- 1999-00 Natasha Lettsome
- 2000-01 Natasha Lettsome
- 2002-03 Tiffany Johnson
- 2006-07 Whitney Tossie
- 2007-08 Whitney Tossie
- 2010-11 Ashlen Dewart
- Sam Ramirez
- 2011-12 Anna Freeman
- 2012-13 Anna Freeman
- Maryah Sydnor
- 2013-14 Maryah Sydnor

SECOND TEAM ALL-SOCON

- 1986-87 Jane Dalton
- Beth Laney
- 1987-88 Kim Johnson
- Beth Laney
- 1988-89 Debbie Swicegood
- 1989-90 Shannon Thomas
- 1991-92 Regina Ikard
- Penny Roberson
- 1993-94 Penny Roberson
- 1994-95 Andreaia Hinton
- Karolina Karlqvist
- 1995-96 Melissa Davis
- 1997-98 Beth Schoolfield
- 2005-06 Kiki Conyers
- 2008-09 Brittany Mixon
- 2009-10 Sam Ramirez
- Anna Freeman
- Ashlen Dewart
- 2010-11 Anna Freeman
- 2011-12 Courtney Freeman
- 2012-13 Maryah Sydnor (Media)

SOCON ALL-TOURNAMENT TEAM

- 1984 Valorie Whiteside*
- 1985 Valorie Whiteside
- 1986 Jane Dalton*
- 1987 Valorie Whiteside*
- 1988 Jane Dalton*
- Beth Laney*
- Valorie Whiteside*
- 1989 Beth Laney*
- Kim Johnson
- 1990 Glenda Cunningham*
- Shannon Thomas*
- Jimma Smith
- 1991 Penny Roberson*
- Shannon Thomas*
- Regina Ikard
- Mitzi Yount
- 1994 Angela Crosby*
- 1995 Andreaia Hinton*
- Melissa Davis
- 1996 Andreaia Hinton*
- 1996 Melissa Davis*

SOCON PLAYERS OF THE WEEK

- 1988-89 (Dec. 19) Beth Laney
- (Jan. 6) Beth Laney
- (Jan. 20) Kim Johnson
- (Feb. 13) Kim Johnson
- (Feb. 27) Beth Laney
- 1989-90 (Jan. 8) Shannon Thomas
- (Jan. 29) Glenda Cunningham
- (Feb. 12) Glenda Cunningham
- 1990-91 (Nov. 26) Shannon Thomas
- (Dec. 10) Shannon Thomas
- (Dec. 17) Karen Gruca
- 1991-92 (Jan. 20) Shannon Thomas
- (Feb. 24) Mitzi Yount
- 1992-93 (Dec. 14) Angela Crosby
- (Feb. 22) Angela Crosby
- 1993-94 (Nov. 29) Angela Crosby
- (Dec. 20) Angela Crosby
- (Feb. 7) Angela Crosby
- (Feb. 21) Angela Crosby
- 1994-95 (Jan. 30) Karolina Karlqvist
- 1995-96 (Dec. 18) Merideth Thompson
- (Jan. 29) Andreaia Hinton
- (Feb. 19) Melissa Davis
- 1996-97 (Feb. 10) Merideth Thompson
- 1997-98 (Feb. 2) Beth Schoolfield
- 2001-02 (Feb. 4) Aisha Bryant
- 2002-03 (Jan. 13) Tiffani Johnson
- 2003-04 (Jan. 12) Aisha Bryant
- 2004-05 (Feb. 28) Lindsay Smith
- 2006-07 (Dec. 5) Whitney Tossie
- (Jan. 23) Maria Grimes
- 2007-08 (Jan. 29) Gigi Thomas
- 2008-09 (Jan. 27) Frances Hernandez
- (Mar. 2) Brittney Spencer
- 2009-10 (Dec. 22) Ashlen Dewart
- (Feb. 9) Sam Ramirez
- 2010-11 (Nov. 16) Sam Ramirez
- (Nov. 23) Ashlen Dewart
- (Jan. 11) Sam Ramirez
- (Jan. 18) Ashlen Dewart
- (Jan. 25) Sam Ramirez
- 2011-12 (Nov. 23) Anna Freeman
- (Dec. 6) Anna Freeman
- (Jan. 10) Courtney Freeman
- (Jan. 24) Maryah Sydnor
- 2012-13 (Nov. 20) Anna Freeman
- (Dec. 4) Courtney Freeman
- (Jan. 15) Maryah Sydnor

SOCON PLAYER OF THE MONTH

- 2005-06 (February) Kiki Conyers
- 2009-10 (February) Sam Ramirez
- 2010-11 (November) Sam Ramirez
- 2011-12 (December) Anna Freeman
- (March) Anna Freeman
- 2012-13 (November) Courtney Freeman
- 2013-14 (January) Maryah Sydnor
- (February) Maryah Sydnor

SUN BELT PLAYERS OF THE WEEK

- 2014-15 (January) Maryah Sydnor
- 2015-16 (February) Madi Story
- 2015-16 (February) Joi Jones
- 2020-21 (November) Pre Stanley
- 2020-21 (January) Pre Stanley
- 2020-21 (March) Lainey Gosnell
- 2021-22 (January) Alexia Allesch
- 2022-23 (January) Emily Carver

SUN BELT ALL-FIRST TEAM

- 2014-15 Maryah Sydnor
- 2020-21 Pre Stanley

SUN BELT ALL-SECOND TEAM

- 2020-21 Lainey Gosnell
- 2021-22 Alexia Allesch

SUN BELT ALL-THIRD TEAM

- 2016-17 Joi Jones
- Madi Story
- 2017-18 Bayley Plummer
- 2018-19 Bayley Plummer
- 2019-20 Pre Stanley
- 2021-22 Janay Sanders


SUN BELT NEWCOMER OF THE YEAR

- 2021-22 Alexia Allesch

BOLD denotes current player

RECORD BOOK

ALL-AMERICANS



Valerie Whiteside
(1984-88)

Valerie Whiteside was the first All-American in App State history in 1985 when she was a first team All-American on two different ballots for Women's Basketball Yearbook and FASTBREAK, and well on her way to being named first team All-American for FASTBREAK two more seasons. Whiteside had an illustrious career where she finished first in program history in points (2,944), scoring (25.4), field goals (613), free throws (638) and second in blocked shots with 195. Whiteside played a pivotal role in being part of the first team in school history to win back-to-back conference championships when the Apps were in the SoCon, a string that led to five consecutive titles. Whiteside is the only student-athlete in program history with at least 2,000 points in her career and owns the top three single-season scoring records.



Karen Robinson
(1983-86)

Karen Robinson was the second Mountaineer in program history to earn All-American recognition when she was named to FASTBREAK'S Honorable Mention list. Robinson had herself a solid career in her four years at App State, as she finished fourth all-time in scoring with 1,725 points. The App Standout is just one of 23 student-athletes in the 1,000-point club. Also adding to her impressive resume, Robinson finished second in field goals made with 714, only behind Whiteside. In addition, she ranks in the top 10 in assists (278), steals (175) and rebounds with 713.

Valerie Whiteside

1985 --- Women's Basketball Yearbook --- First Team

1985 — FASTBREAK — First Team

1986 — FASTBREAK — First Team

1987 — FASTBREAK — First Team

Karen Robinson

1987 — FASTBREAK — Honorable Mention



APPALACHIAN'S CONFERENCE CHAMPIONSHIPS

SOUTHERN CONFERENCE REGULAR SEASON CHAMPIONSHIPS

1986-87	1987-88	1988-89
1995-96	2010-11	2011-12

SOUTHERN CONFERENCE TOURNAMENT CHAMPIONSHIPS

1987	1988	1990	1991	1996	1999
-------------	-------------	-------------	-------------	-------------	-------------

Appalachian in the Conference Tournament

By Round	Win	Loss	Pct.
First Round	16	10	.615
Quarterfinals	6	11	.352
Semifinals	8	9	.500
Finals	6	2	.750
Totals	36	31	.545

By Opponent	Win	Loss	Pct.
Arkansas State	1	2	.333
Chattanooga	4	6	.400
Coastal Carolina	2	0	1.000
Coll. of Charleston	2	0	1.000
Davidson	4	1	.800
East Tennessee St.	3	3	.500
Elon	2	1	1.000
Furman	7	1	.875
Georgia Southern	1	4	.200
Georgia State	1	0	1.000
Little Rock	0	4	.000
Marshall	4	2	.667
UNC Greensboro	0	2	.000
ULM	1	0	1.000
UTA	1	0	1.000
Samford	0	3	.000
Troy	0	1	.000
Western Carolina	3	2	.600
Wofford	0	0	—
Totals	36	31	.545

NCAA TOURNAMENT APPEARANCES (4)

1989-1990

East Regional • First Round (College Park, Md.)

March 14, 1990

No. 6 Maryland 100, **No. 11 Appalachian 71**

1990-1991

Midwest Regional • First Round (Tallahassee, Fla.)

March 13, 1991

No. 5 Florida State 96, **No. 12 Appalachian 57**

1995-1996

West Regional • First Round (Tuscaloosa, Ala.)

March 15, 1996

No. 4 Alabama 95, **No. 13 Appalachian 66**

1998-1999

East Regional • First Round (Knoxville, Tenn.)

March 13, 1999

WNIT APPEARANCES (4)

1986-87

First Round (Amarillo, Texas)

March 19, 1987

California 109, **Appalachian 99**

Second Round • Consolation Bracket (Amarillo, Texas)

March 20, 1987

Stephen F. Austin 81, **Appalachian 80**

Third Round • Consolation Bracket (Amarillo, Texas)

March 21, 1987

DePaul 88, **Appalachian 82**

2010-11

First Round (Columbia, S.C.)

March 16, 2011

South Carolina 67, **Appalachian 54**

2011-12

First Round (Wilmington, N.C.)

March 15, 2012

Appalachian 79, UNC Wilmington 73

Second Round (Raleigh, N.C.)

March 17, 2012

Appalachian 66, NC State 62

Third Round (Charlottesville, Va.)

March 22, 2012

Virginia 74, **Appalachian 58**

2012-13

First Round (Charlotte, N.C.)

March 21, 2013

Charlotte 79, **Appalachian 61**

OTHER POSTSEASON TOURNAMENT APPEARANCES (2)

2009-10 Women's Basketball Invitational

First Round (Charleston S.C.)

March 18, 2010

Appalachian 62, Charleston Southern 47

Quarterfinals (Boone, N.C.)

March 21, 2010

Appalachian 59, Fairfield 36

Semifinals (Boone, N.C.)

March 25, 2010

Appalachian 77, College of Charleston 58

Championship (Boone, N.C.)

March 28, 2010

Appalachian 79, Memphis 71

2018-19 Women's Basketball Invitational

First Round (Asheville, N.C.)

March 20, 2019

Appalachian 57, UNCA 55

Quarterfinals (Boone, N.C.)

March 25, 2019

Appalachian 83, Marshall 71

Semifinals (Boone, N.C.)

March 30, 2019

Appalachian 70, Campbell 57

Championship (Boone, N.C.)

April 3, 2019

Appalachian 76, North Texas 59



ALL-TIME RECORDS

Opponent	GP	W	L	Last Meeting
Alabama	4	0	4	59-93, 2015
Alabama A&M	2	2	0	65-52, 2008
Alcorn State	1	1	0	61-50, 2001
Anderson	2	0	2	71-81, 1980
Arizona State	1	1	0	83-73, 1993
ARKANSAS STATE	15	7	8	92-98, 2022
Auburn	2	0	2	58-83, 2003
Austin Peay	1	1	0	91-61, 1989
Baylor	1	1	0	83-63, 1989
Bethune-Cookman	1	0	1	44-61, 2019
Bowling Green	1	0	1	68-89, 2009
Bucknell	1	1	0	98-88, 1988
California	1	0	1	69-105, 1991
Campbell	19	12	7	70-57, 2019
Catawba	6	5	1	81-64, 2014
Canisius	1	1	0	74-57, 2019
Central Florida	6	5	1	87-81, 2007
Charleston (W.Va.)	2	2	0	97-42, 1988
Charleston Southern	3	3	0	89-55, 1992
CHARLOTTE	21	5	16	74-68, 2020
Chattanooga	80	27	53	41-69, 2014
Cheyney	1	1	0	105-62, 1987
Clemson	6	1	6	48-87, 2004
Cleveland State	1	0	1	67-112, 1983
COASTAL CAROLINA	19	12	7	70-68, 2022
College of Charleston	40	23	17	80-66, 2018
Cornell	2	2	0	83-82, 1998
Dartmouth	1	0	1	60-85, 1998
DAVIDSON	51	29	22	48-66, 2021
Delaware State	1	0	1	69-76, 2015
DePaul	2	0	3	58-99, 2016
Duke	14	2	12	65-73, 2021
East Carolina	37	11	26	75-80, 2008
EASTERN KENTUCKY	7	2	5	84-89, 2021
ETSU	81	47	34	81-53, 2021
Elon	37	25	12	66-67 (OT), 2019
Evansville	1	0	1	70-79, 1993
Fairleigh Dickinson	1	0	1	67-87, 1983
Florida International	2	0	2	53-72, 2003
Florida State	3	1	2	57-96, 1991
Francis Marion	4	0	4	60-78, 1984
Furman	76	48	28	92-78, 2015
GARDNER-WEBB	11	6	5	73-63, 2021
George Mason	3	2	1	74-54, 2009
Georgetown	3	0	3	46-63, 2009
Georgia	4	0	4	44-107, 2020
GEORGIA SOUTHERN	67	27	40	80-82, 2022
GEORGIA STATE	19	11	8	84-78, 2022
Georgia Tech	10	1	9	53-71, 2018
High Point	18	9	9	61-63, 2003
Hostra	2	2	0	66-54, 1994
Holy Cross	1	1	0	90-78, 1987
Houston	1	0	1	70-106, 1989
Howard	1	1	0	94-80, 1989
Idaho	1	0	1	60-83, 2013
Iowa	1	0	1	66-68, 1996
IPFW	1	0	1	64-74, 2005
JAMES MADISON	4	1	3	58-84, 1991
JOHNSON C. SMITH	0	0	0	N/A
Kentucky	1	0	1	74-111, 2014
La Salle	1	0	1	62-66, 2007
LEES-MCRAE	3	3	0	75-41, 2021
Lenor Rhyne	14	8	6	51-45, 2015
Liberty	4	3	1	66-57, 2016
Little rock	16	1	15	58-70, 2022
Longwood	6	6	0	64-54, 2011
Louisburg	2	0	2	53-68, 1981
LOUISIANA	10	4	6	55-46, 2022
Louisville	1	0	1	61-109, 1991
MARSHALL	45	26	19	83-71, 2019
Mars Hill	10	8	2	104-82, 1981
Maryland	3	0	3	59-118, 2005
Maryland-Baltimore County	1	1	0	76-43, 1994
McNeese State	1	1	0	87-70, 1987
Mercer	4	3	1	57-61, 2021
Meredith	1	0	1	39-44, 1973
Miami (Fla.)	1	0	1	63-80, 1993
Miami (Ohio)	2	1	1	79-76, 2009
MICHIGAN	2	1	1	35-62, 2019
Michigan State	1	0	1	63-100, 1998

Opponent	GP	W	L	Last Meeting
Middle Tennessee St.	1	0	1	65-73, 2022
Milligan	3	2	1	89-47, 1987
Mississippi	2	0	2	84-86, 1997
Mississippi Valley St.	2	1	1	73-41, 1997
Missouri-Kansas City	1	0	1	58-68, 1992
Montana State	1	1	0	69-63, 1994
Morehead State	2	0	2	74-90, 1991
Morgan State	1	1	0	77-63, 1990
Murray State	1	1	0	67-58, 1989
Navy	3	2	1	71-72, 2009
New Mexico State	1	1	0	92-89, 1999
New Orleans	1	1	0	85-70, 2009
Nicholls State	2	2	0	76-54, 2009
NORFOLK STATE	1	1	0	68-61, 2022
North Carolina	25	3	22	44-89, 2021
North Carolina A&T	9	7	2	56-81, 2007
NORTH CAROLINA CENTRAL	2	2	0	80-66, 2022
North Carolina State	25	1	24	69-82, 2020
North Texas	1	1	0	76-59, 2009
Northeast Louisiana	1	1	0	52-47, 1997
Ohio	2	1	1	67-89, 1990
Ohio State	1	0	1	38-52, 2003
Oklahoma State	1	0	1	64-84, 1987
OLD DOMINION	2	0	2	49-85, 2021
Peace	1	1	0	87-52, 1977
Pennsylvania	1	1	0	68-62, 1986
Pfeiffer	2	1	1	72-92, 1980
Pittsburgh	1	0	1	56-63, 2009
Radford	20	11	9	40-61, 2017
Rhode Island	1	0	1	59-62, 1990
Richmond	8	3	5	46-55, 2016
Saint Francis	1	1	0	85-74, 1990
Saint John's	1	0	1	63-69, 1999
Saint Joseph's	1	0	1	65-77, 2003
Saint Peter's	1	1	0	72-64, 1993
Samford	15	6	9	47-55, 2014
San Diego	1	0	1	60-79, 2007
San Francisco	1	0	1	56-86, 1991
South Alabama	18	10	8	72-50, 2022
South Carolina	17	4	13	60-92, 2019
South Carolina State	1	1	0	99-52, 1988
South Dakota	1	0	1	60-87, 2015
Southern	1	1	0	77-61, 1989
SOUTHERN MISSISSIPPI	1	0	1	48-61, 2001
South Park	1	1	0	73-55, 1976
Stephen F. Austin	1	0	1	80-81, 1987
Stetson	1	1	0	87-78, 1988
Tennessee	9	5	4	66-92, 2016
Tennessee-Martin	1	1	0	94-67, 1993
Tennessee Tech	3	1	2	56-59, 1987
Texas A&M	1	0	1	66-80, 1994
TEXAS STATE	13	8	5	73-55, 2022
TCU	1	1	0	76-69, 1988
TROY	17	2	15	56-89, 2022
Tulane	1	0	1	41-81, 1998
UAB	2	0	2	61-80, 2018
UC-IRVINE	1	0	1	77-85, 2013
UL MONROE	11	11	0	67-61, 2022
UNCA	20	16	4	71-56, 2021
UNCG	63	33	30	47-54, 2019
UNCW	8	7	1	82-72, 2014
USC Upstate	3	2	1	100-87, 1987
UT Arlington	14	1	13	79-88, 2022
Vanderbilt	1	0	1	L, 96-53
Virginia	2	0	2	58-74, 2012
VCU	8	4	5	38-66, 2019
Virginia Tech	17	4	13	59-84, 2020
Wake Forest	24	10	14	49-78, 2017
Warren Wilson	1	1	0	80-22, 1976
Washington State	1	0	1	77-96, 1998
WEST VIRGINIA	1	0	1	67-72, 2012
Western Carolina	102	68	34	63-56, 2014
Wichita State	1	0	1	46-63, 2008
William & Mary	2	2	0	80-63, 1994
Winston-Salem State	3	3	0	81-49, 2021
Winthrop	16	11	5	84-61, 2006
WOFFORD	39	30	9	65-78, 2021
Wyoming	1	1	0	75-69, 1996
Xavier	1	1	0	77-73, 2012

BOLD CAPS denote 2022-23 opponents

RECORD BOOK

SERIES RESULTS BY OPPONENT

Alabama		
0-4 Overall		
Jan. 13, 1992	H	L 90-114
Feb. 8, 1993	A	L 64-94
Mar. 15, 1996	A	L 66-95
Nov. 16, 2015	A	L 59-93

Alabama A&M		
2-0 Overall		
Nov. 18, 2006	A	W 86-64
Nov. 24, 2008	H	W 65-52

Alcorn State		
1-0 Overall		
Dec. 1, 2001	N	W 61-50

Anderson		
0-3 Overall		
1975-76	H	L 51-75
1978-79	L	L 72-81
1979-80	L	L 72-81

Arizona State		
1-0 Overall		
Dec. 3, 1993	A	W 83-73

Arkansas State*		
8-8 Overall		
Dec. 1, 1986	N	W 86-71
Jan. 3, 2015	A	L 75-89
Jan. 15, 2015	H	W 70-69
Mar. 11, 2015	N	L 52-67
Jan. 16, 2016	A	L 60-83
Mar. 5, 2016	H	L 74-83
Mar. 9, 2016	N	L 61-81
Jan. 5, 2017	H	W 76-50
Feb. 4, 2017	A	W81-72 (OT)
Jan. 27, 2018	H	W 68-66
Feb. 22, 2018	A	L 52-69
Mar. 6, 2018	N	W 79-68
Jan. 24, 2019	H	W 75-67
Jan. 16, 2020	A	L 58-76
Jan. 13, 2022	A	L 92-98
Jan. 7, 2023	A	W 59-58

Charlotte		
5-17 Overall		
1980-81	L	L 68-86
Jan. 20, 1982	A	W 90-74
Jan. 26, 1983	H	L 67-71
Feb. 7, 1984	A	L 60-94
Feb. 22, 1984	H	L 50-66
Feb. 1, 1985	A	L 71-74
Feb. 20, 1985	H	L 81-89
Jan. 28, 1986	H	W 69-63
Feb. 26, 1986	A	L 59-65
Jan. 31, 1990	H	W 61-58
Jan. 30, 1991	A	L 63-100
Jan. 4, 1994	H	L 51-59
Nov. 17, 1998	A	L 66-78
Nov. 23, 1999	H	W 66-57
Dec. 6, 2000	A	L 58-71
Dec. 4, 2001	H	L 61-65
Nov. 27, 2002	A	L 56-70
Nov. 19, 2005	A	L 58-84
Nov. 20, 2009	H	L 57-74
Mar. 21, 2013	A	L 61-79
Nov. 25, 2020	H	W 74-68
Nov. 8, 2022	A	L 94-98

Auburn		
0-2 Overall		
Jan. 3, 1989	A	L 50-79
Dec. 18, 2002	A	L 58-83

Austin Peay		
1-0 Overall		
Nov. 24, 1989	H	W 91-61

Baylor		
1-0 Overall		
Nov. 25, 1989	H	W 83-63

Bethune-Cookman		
0-1 Overall		
Dec. 19, 2019	N	L 44-61

Bowling Green		
0-1 Overall		
Dec. 23, 2009	A	L 68-89

Bucknell		
1-0 Overall		
Dec. 30, 1988	N	W 98-88

California		
0-2 Overall		
Mar. 19, 1987	N	L 99-109
Dec. 20, 1991	A	L 69-105

Campbell		
12-7 Overall		
Dec. 19, 1987	A	W 84-75
Jan. 10, 1989	H	W 75-70
Jan. 6, 1990	A	W 69-58
Dec. 1, 1990	H	L 73-76
Jan. 4, 1992	A	L 66-72
Dec. 15, 1992	H	W 90-84
Jan. 9, 1995	A	W 76-73
Dec. 2, 1995	H	W 96-78
Dec. 16, 1996	A	L 59-75
Dec. 18, 1997	H	L 59-66
Dec. 17, 1998	A	W 72-70
Dec. 20, 1999	H	L 63-83
Dec. 15, 2000	A	L 65-78
Dec. 17, 2001	H	W 86-65
Nov. 22, 2002	A	L 56-64
Dec. 16, 2004	H	W 65-45
Nov. 13, 2010	N	W 84-67
Nov. 24, 2012	N	W 69-54
Mar. 30, 2019	H	W 70-57

Catawba		
5-1 Overall		
1970-71	W	W 61-27
1971-72	W	W 55-31

Catawba (cont'd)		
Nov. 21, 1983	H	W 77-61
Feb. 9, 1984	A	L 75-76
Dec. 10, 1984	H	W 101-57
Dec. 30, 2014	H	W 81-64

Canisius		
1-0 Overall		
Dec. 20, 2019	N	W 74-57

Central Florida (UCF)		
3-1 Overall		
Jan. 4, 1987	A	W 104-84
Dec. 21, 2000	N	L 83-89
Nov. 11, 2006	H	W 64-44
Dec. 19, 2007	A	W 87-81

Charleston (W.Va.)		
2-0 Overall		
1977-78	W	W 81-71
Jan. 9, 1988	H	W 97-42

Charleston Southern		
3-0 Overall		
Jan. 7, 1991	H	W 92-55
Jan. 29, 1992	H	W 89-55
Mar. 18, 2010	A	W 62-47

Charlotte		
5-17 Overall		
1980-81	L	L 68-86
Jan. 20, 1982	A	W 90-74
Jan. 26, 1983	H	L 67-71
Feb. 7, 1984	A	L 60-94
Feb. 22, 1984	H	L 50-66
Feb. 1, 1985	A	L 71-74
Feb. 20, 1985	H	L 81-89
Jan. 28, 1986	H	W 69-63
Feb. 26, 1986	A	L 59-65
Jan. 31, 1990	H	W 61-58
Jan. 30, 1991	A	L 63-100
Jan. 4, 1994	H	L 51-59
Nov. 17, 1998	A	L 66-78
Nov. 23, 1999	H	W 66-57
Dec. 6, 2000	A	L 58-71
Dec. 4, 2001	H	L 61-65
Nov. 27, 2002	A	L 56-70
Nov. 19, 2005	A	L 58-84
Nov. 20, 2009	H	L 57-74
Mar. 21, 2013	A	L 61-79
Nov. 25, 2020	H	W 74-68
Nov. 8, 2022	A	L 94-98

Cheyney		
1-0 Overall		
Nov. 27, 1987	H	W 105-62

Clemson		
1-6 Overall		
Dec. 17, 1977	A	L 81-110
1980-81	L	L 53-93
Dec. 2, 1981	A	L 71-94
Dec. 7, 1991	A	L 54-81
Dec. 9, 1995	A	L 73-89
Nov. 21, 2004	A	W 67-62
Dec. 21, 2018	A	L 48-87

Cleveland State		
0-1 Overall		
Dec. 30, 1982	N	L 67-112

Coastal Carolina*		
13-7 Overall		
Jan. 26, 1984	N	W 76-63
Feb. 18, 1991	H	W 102-44
Jan. 8, 1992	A	W 86-72
Jan. 3, 2004	H	L 80-83
Dec. 2, 2004	A	W 67-65
Jan. 14, 2017	A	L 55-60
Mar. 4, 2017	H	L 53-56
Mar. 7, 2017	N	W 79-58
Feb. 10, 2018	A	L68-73 (OT)
Mar. 3, 2018	H	L 51-66
Jan. 19, 2019	H	W 67-53
Feb. 16, 2019	A	L 66-74
Mar. 13, 2019	H	W 78-42
Jan. 18, 2020	H	L 53-80
Mar. 7, 2020	A	W 83-80 (OT)
Feb. 10, 2021	A	W 72-58
Feb. 13, 2021	H	W 79-65
Jan. 26, 2022	H	W 66-61
Jan. 29, 2022	A	W 70-68
Jan. 21, 2023	H	W 81-74
Feb. 4, 2023	A	L 67-70

Colgate		
0-1 Overall		
Dec. 20, 2002	N	L 53-64

College of Charleston		
25-18 Overall		
Feb. 14, 1975	N	L 77-79
1975-76	N	L 84-85
1978-79	L	L 77-87
Jan. 8, 1991	A	W 80-68
Nov. 29, 1991	N	W 82-54
Jan. 27, 1992	H	L 71-83
Jan. 18, 1999	A	L 65-75
Feb. 20, 1999	H	W 78-59
Jan. 22, 2000	H	W 87-64
Feb. 21, 2000	A	W 73-54
Jan. 15, 2001	A	L 84-70
Feb. 17, 2001	H	W 76-68
Mar. 1, 2001	N	W 69-55
Jan. 12, 2002	H	L 73-83
Feb. 11, 2002	A	L 52-80
Jan. 13, 2003	H	W 80-69
Feb. 15, 2003	A	L 60-65

College of Charleston (cont'd)		
Dec. 8, 2003	A	L 59-75
Feb. 21, 2004	H	W 88-69
Jan. 27, 2005	H	W 80-52
Feb. 19, 2005	A	L 67-72 (OT)
Dec. 15, 2005	H	W 76-62
Jan. 28, 2006	A	L 57-65
Dec. 29, 2006	A	L 65-73
Jan. 27, 2007	A	W 69-47
Dec. 14, 2007	A	L 49-81
Feb. 28, 2008	H	L 63-72
Jan. 10, 2009	H	L 53-64
Feb. 21, 2009	A	L 55-57
Jan. 18, 2010	A	W66-63 (OT)
Feb. 22, 2010	H	W 70-54
Mar. 25, 2010	H	W 77-58
Jan. 5, 2011	H	W 78-62
Feb. 5, 2011	A	W 71-39
Dec. 19, 2011	H	W 71-52
Feb. 6, 2012	A	W 50-41
Jan. 18, 2013	A	W 63-55
Feb. 20, 2013	H	W 74-65
Mar. 9, 2013	N	W 74-60
Dec. 2, 2015	A	L 50-60
Nov. 27, 2016	H	L 62-65
Nov. 26, 2017	A	W 76-70
Dec. 2, 2018	H	W 80-66

Cornell		
2-0 Overall		
Nov. 23, 1997	N	W 78-73
Nov. 21, 1998	N	W 83-82

Dartmouth		
0-1 Overall		
Nov. 22, 1997	N	L 60-85

Davidson		
28-25 Overall		
Feb. 14, 1994	H	W 87-38
Feb. 23, 1994	A	W 79-59
Jan. 16, 1995	H	W 79-63
Feb. 11, 1995	A	W 82-68
Jan. 16, 1996	A	W 76-57
Feb. 10, 1996	H	W 86-64
Mar. 2, 1996	N	W 83-68
Jan. 13, 1997	H	L 58-60
Feb. 8, 1997	A	L 84-88
Jan. 19, 1998	H	W 75-69
Feb. 21, 1998	A	L 63-74
Feb. 27, 1998	N	L 63-79
Jan. 16, 1999	A	L 66-81
Feb. 15, 1999	H	L 69-78
Feb. 28, 1999	N	W 78-69
Jan. 18, 2000	H	W 73-66
Feb. 19, 2000	A	L 67-68
Jan. 13, 2001	A	L 63-71
Feb. 13, 2001	H	L 62-80
Jan. 8, 2002	H	W 72-58
Feb. 9, 2002	A	W 89-87
Feb. 28, 2002	N	W 64-63
Jan. 18, 2003	A	W78-75 (OT)
Feb. 11, 2003	H	W 63-53
Feb. 6, 2004	H	W 81-80
Feb. 3, 2004	A	L 50-69
Jan. 4, 2005	A	L 54-68
Feb. 1, 2005	H	L 51-59
Jan. 24, 2006	H	W 84-69
Feb. 21, 2006	A	W 74-68
Jan. 22, 2007	A	L 62-75

SERIES RESULTS BY OPPONENT

Fairleigh Dickinson		
0-1 Overall		
Jan. 3, 1983	N	L 67-81
Florida		
0-1 Overall		
Nov. 24, 1995	N	L 71-73
Florida International		
0-2 Overall		
Dec. 30, 1992	N	L 64-93
Nov. 28, 2003	A	L 53-72
Florida State		
1-2 Overall		
1978-79	W	89-83
Dec. 30, 1989	A	L 62-77
Mar. 13, 1991	A	L 57-96

Francis Marion		
0-4 Overall		
1978-79	L	84-97
1978-79	L	60-97
1979-80	L	60-97
Jan. 27, 1984	N	L 60-78

Furman		
44-30 Overall		
1971-72	W	57-50
1979-80	W	89-66
1980-81	W	72-33
Feb. 4, 1984	H	W 74-52
Jan. 21, 1985	A	W 82-65
Feb. 6, 1985	H	W 91-58
Mar. 2, 1985	H	W 86-68
Jan. 20, 1986	H	W 92-70
Feb. 17, 1986	A	W 87-73
Mar. 6, 1986	H	W 83-64
Jan. 14, 1987	H	W 79-56
Feb. 2, 1987	H	W 90-76
Jan. 13, 1988	H	W 88-73
Feb. 3, 1988	A	L 76-81
Mar. 11, 1988	N	W 104-77
Jan. 6, 1989	A	W 84-66
Feb. 1, 1989	H	W 99-82
Jan. 13, 1990	H	W 56-53
Feb. 7, 1990	A	L 63-74
Mar. 10, 1990	N	W 94-90
Jan. 12, 1991	A	L 83-100
Feb. 6, 1991	H	W 85-82
Mar. 7, 1991	N	W 84-77
Feb. 5, 1992	H	L 88-98
Feb. 28, 1992	A	L 73-78
Jan. 30, 1993	H	L 81-85
Feb. 27, 1993	A	L 73-92
Jan. 12, 1994	A	L 70-73
Feb. 9, 1994	H	W 81-78
Mar. 11, 1994	N	L 73-77
Jan. 14, 1995	H	L 70-72
Feb. 13, 1995	A	L 68-83
Jan. 13, 1996	A	W 71-63
Feb. 12, 1996	H	W 96-64
Jan. 11, 1997	H	W 94-59
Feb. 10, 1997	A	L 57-72
Jan. 12, 1998	A	L 59-71
Feb. 14, 1998	H	L 52-67
Jan. 9, 1999	H	W 64-59
Feb. 8, 1999	A	W 73-52
Jan. 11, 2000	A	L 69-90
Feb. 12, 2000	H	W 65-63
Jan. 6, 2001	H	L 51-74
Feb. 6, 2001	A	L 61-74
Jan. 17, 2002	A	L 51-71
Feb. 2, 2002	H	W 82-78
Jan. 4, 2003	H	L 69-71
Feb. 3, 2003	A	W 73-63
Jan. 10, 2004	H	L 66-77
Feb. 7, 2004	A	L 62-74
Jan. 8, 2005	H	L 47-63
Feb. 5, 2005	A	L 68-73
Jan. 2, 2006	H	L 60-67
Jan. 21, 2006	A	W 58-44
Jan. 2, 2007	A	W 72-62
Jan. 29, 2007	H	W 69-60
Jan. 26, 2008	H	L 63-73
Feb. 13, 2008	A	W 60-55
Dec. 20, 2008	A	L 66-75
Jan. 31, 2009	H	W 77-64
Mar. 5, 2009	N	W 63-60
Dec. 21, 2009	H	L 56-73
Feb. 1, 2010	A	W 58-53
Mar. 6, 2010	N	W 71-53
Dec. 18, 2010	A	L 62-63
Jan. 29, 2011	H	W 85-67
Jan. 28, 2012	A	W 78-63
Feb. 20, 2012	H	W 85-70
Jan. 7, 2013	A	W 66-52
Feb. 11, 2013	H	W 68-58
Jan. 4, 2014	A	L 54-73
Feb. 3, 2014	H	W 75-70
Dec. 6, 2014	A	L 79-84

Furman (cont'd)		
Dec. 20, 2015	H	W 92-78
Gardner-Webb		
7-5 Overall		
Nov. 20, 2007	A	L 65-67
Jan. 28, 2009	H	L 62-77
Nov. 24, 2009	A	L 58-70
Nov. 22, 2010	H	W 98-68
Nov. 19, 2011	A	W 69-41
Nov. 20, 2012	H	W 84-43
Nov. 19, 2013	A	L 63-69
Nov. 25, 2014	H	W 77-69
Nov. 12, 2016	N	W 72-67
Nov. 22, 2019	H	L 56-67
Dec. 5, 2021	A	W 73-63
Dec. 20, 2022	H	W 87-81

George Mason		
2-1 Overall		
Dec. 31, 1987	N	W 76-52
Dec. 30, 2008	A	L 57-65
Dec. 30, 2009	H	W 74-54

Georgetown		
0-3 Overall		
Dec. 3, 2005	A	L 44-59
Nov. 25, 2006	H	L74-81 (OT)
Dec. 28, 2008	A	L 46-63

Georgia		
0-4 Overall		
1980-81	L	60-82
Dec. 31, 1982	N	L 32-94
Dec. 22, 2011	A	L 37-81
Dec. 22, 2020	A	L 44-107

Georgia Southern*		
28-41 Overall		
Jan. 1, 1990	A	W 91-89
Nov. 27, 1990	H	L 85-92
Jan. 23, 1993	A	L 77-96
Feb. 20, 1993	H	L 64-72
Mar. 11, 1993	N	L 56-66
Jan. 8, 1994	N	W 82-72
Jan. 29, 1994	H	L 85-88
Feb. 26, 1994	A	W 79-74
Jan. 28, 1995	A	W 75-68
Feb. 27, 1995	H	L 77-79
Jan. 27, 1996	H	W 97-60
Feb. 22, 1996	A	W 102-94
Jan. 25, 1997	A	W 95-80
Feb. 20, 1997	H	L 78-83
Jan. 10, 1998	H	L 68-76
Feb. 9, 1998	A	L 67-85
Jan. 4, 1999	A	L 80-92
Feb. 6, 1999	H	L 75-86
Feb. 26, 1999	N	W 86-82
Jan. 8, 2000	H	W 76-66
Feb. 8, 2000	A	L 69-97
Jan. 2, 2001	A	L 66-90
Feb. 3, 2001	H	L 70-82
Mar. 2, 2001	N	L 72-76
Dec. 29, 2001	H	L 75-91
Jan. 28, 2002	A	L 61-82
Dec. 8, 2002	A	L 64-71
Feb. 1, 2003	H	L 67-77
Mar. 6, 2003	N	L 71-82 (OT)
Dec. 6, 2003	A	L 53-68
Feb. 25, 2004	H	L 62-64
Mar. 3, 2004	N	L 58-65
Dec. 21, 2004	H	L 64-68
Feb. 21, 2005	A	L 52-56
Jan. 21, 2006	H	W 78-75
Feb. 18, 2006	A	W 78-73
Jan. 20, 2007	A	W 85-68
Feb. 14, 2007	H	L 61-68
Dec. 16, 2007	A	L 58-72
Mar. 1, 2008	H	L 63-79
Dec. 1, 2008	A	L 53-69
Feb. 28, 2009	H	W 68-59
Dec. 2, 2009	H	L 68-73
Feb. 27, 2010	A	L 73-77
Jan. 10, 2011	A	L 65-73
Jan. 21, 2011	H	L 57-67
Dec. 1, 2011	H	W 64-45
Feb. 4, 2012	A	W 57-46
Dec. 3, 2012	H	W 79-47
Feb. 4, 2013	A	W 67-54
Jan. 27, 2014	H	L 59-68
Feb. 22, 2014	A	L 72-74
Jan. 29, 2015	A	W 77-74
Feb. 26, 2015	H	W 66-39
Jan. 25, 2016	H	L 50-65
Feb. 25, 2016	A	W 68-62
Jan. 21, 2017	A	L 50-53
Feb. 9, 2017	H	W 73-48
Jan. 13, 2018	H	W 87-56
Feb. 23, 2019	A	W 70-52
Feb. 1, 2020	H	W 83-75
Feb. 22, 2020	A	L 70-78

Georgia Southern* (cont'd)		
Jan. 8, 2021	A	L 56-87
Jan. 9, 2021	A	W 70-58
Feb. 26, 2021	H	W 82-56
Feb. 27, 2021	H	W 81-78
Feb. 10, 2022	A	L80-82 (OT)
Jan. 14, 2023	A	W 96-88
Feb. 11, 2023	H	L 73-84

Georgia State*		
12-9 Overall		
Feb. 24, 1991	N	W 80-66
Dec. 21, 2002	A	L 68-88
Nov. 26, 2011	A	W 82-58
Jan. 17, 2015	H	L 71-76
Feb. 21, 2015	A	L 70-80
Jan. 21, 2016	H	L 75-80
Feb. 27, 2016	A	W 72-69
Jan. 19, 2017	A	W 67-63
Feb. 11, 2017	H	L 55-59
Jan. 11, 2018	H	W 77-62
Feb. 21, 2019	A	L 75-85
Mar. 14, 2019	N	W 47-45
Jan. 30, 2020	H	W 65-37
Feb. 20, 2020	A	W64-59 (OT)
Jan. 22, 2021	A	W 71-68
Jan. 23, 2021	A	W 66-56
Feb. 5, 2021	H	L 62-72
Feb. 6, 2021	H	L 48-50
Feb. 12, 2022	A	W84-78 (OT)
Jan. 26, 2023	A	L 56-64
Feb. 9, 2023	H	W 63-55

George Mason		
2-1 Overall		
Dec. 31, 1987	N	W 76-52
Dec. 30, 2008	A	L 57-65
Dec. 30, 2009	H	W 74-54

Georgetown		
0-3 Overall		
Dec. 3, 2005	A	L 44-59
Nov. 25, 2006	H	L74-81 (OT)
Dec. 28, 2008	A	L 46-63

Georgia		
0-4 Overall		
1980-81	L	60-82
Dec. 31, 1982	N	L 32-94
Dec. 22, 2011	A	L 37-81
Dec. 22, 2020	A	L 44-107

Georgia Tech		
1-9 Overall		
Dec. 13, 1988	A	W 83-59
Feb. 14, 1992	H	L 73-95
Dec. 18, 1992	A	L 72-110
Jan. 1, 1996	A	L 68-95
Dec. 3, 1996	H	L 80-88
Nov. 27, 2005	A	L 45-68
Nov. 14, 2006	H	L 53-79
Dec. 11, 2016	A	L 52-81
Nov. 10, 2017	H	L 41-75
Nov. 11, 2018	A	L 51-73

High Point		
9-8 Overall		
1970-71	W	57-29
1901-72	W	55-30
Feb. 6, 1973	A	W 48-36
Feb. 19, 1973	H	W 40-29
Jan. 25, 1975	A	W 60-50
Dec. 6, 1975	A	L 63-77
1976-77	N	L 71-95
Jan. 17, 1977	H	L 71-84
Jan. 26, 1978	A	L 71-97
1978-79	L	75-84
1979-80	L	65-84
1979-80	W	71-59
1980-81	L	45-93
Feb. 15, 1982	H	W 72-69
Feb. 25, 1987	H	W 107-62
Dec. 3, 2003	H	W 86-63
Jan. 2, 2005	A	L 61-63

Hofstra		
2-0 Overall		
Dec. 21, 1987	N	W 94-66
Nov. 27, 1994	H	W 66-54

Holy Cross		
1-0 Overall		
Dec. 30, 1987	N	W 90-78

Houston		
0-1 Overall		
Dec. 1, 1989	A	L 70-106

Howard		
1-0 Overall		
Dec. 19, 1989	H	W 94-80

Idaho		
0-1 Overall		
Dec. 7, 2013	N	L 60-83

Iowa		
0-1 Overall		
Dec. 19, 1995	N	L 66-68

IPFW		
------	--	--

SERIES RESULTS BY OPPONENT

North Carolina A&T

7-2 Overall

Dec. 2, 1983	H	W	76-51
Jan. 9, 1985	A	W	80-55
Dec. 4, 1985	H	W	78-45
Dec. 10, 1988	H	W	74-71
Dec. 6, 1989	A	W	66-54
Dec. 4, 2013	A	L	43-62
Dec. 17, 2014	H	W72-70 (OT)	
Nov. 30, 2016	H	W	71-58
Nov. 21, 2017	A	L	56-81

North Carolina Central

2-1 Overall

Nov. 16, 2007	H	W	91-62
Nov. 14, 2021	H	W	80-66
Dec. 15, 2022	A	L	70-72

N.C. State

1-22 Overall

1975-76	H	L	60-80
1975-76	N	L	56-76
Dec. 8, 1976	A	L	58-98
Jan. 15, 1977	H	L	46-78
Feb. 26, 1977	A	L	63-71
Feb. 9, 1977	A	L	73-93
Dec. 4, 1978	H	L	48-72
Mar. 3, 1978	N	L	57-99
1978-79	L	L	59-104
1978-79	L	L	79-90
1979-80	L	L	54-90
1980-81	L	L	61-104
Jan. 2, 1982	A	L	59-103
Jan. 12, 1982	H	L	49-80
Dec. 4, 1982	H	L	47-91
Jan. 15, 1983	A	L	47-59
Dec. 17, 1983	A	L	65-79
Dec. 5, 1984	H	L	75-84
Nov. 27, 1985	A	L	60-80
Nov. 15, 1996	A	L	50-79
Dec. 31, 2003	A	L	42-82
Nov. 13, 2007	A	L	69-82
Mar. 16, 2012	A	W	66-62

North Texas

1-0 Overall

Apr. 3, 2019	H	W	76-59
--------------	---	---	-------

Northeast Louisiana

1-0 Overall

Dec. 22, 1996	N	W	52-47
---------------	---	---	-------

Ohio

1-1 Overall

1977-78	W	W	78-64
Dec. 27, 1990	N	L	67-89

Ohio State

0-1 Overall

Dec. 20, 2013	A	L	38-52
---------------	---	---	-------

Oklahoma State

0-1 Overall

Jan. 3, 1987	N	L	64-84
--------------	---	---	-------

Old Dominion*

1-3 Overall

Nov. 30, 1988	A	L	65-85
Dec. 19, 2021	H	L	49-85
Dec. 29, 2022	H	W	81-55
Feb. 16, 2023	A	L	65-71

Peace

1-0 Overall

1976-77	N	W	88-52
---------	---	---	-------

Pennsylvania

1-0 Overall

Jan. 2, 1986	N	W	68-62
--------------	---	---	-------

Pfeiffer

1-1 Overall

1978-79	W	W	76-75
1979-80	L	L	70-92

Pittsburg

0-1 Overall

Nov. 27, 2009	A	L	56-63
---------------	---	---	-------

Radford

11-10 Overall

1975-76	H	W	72-35
Feb. 12, 1986	H	L	69-73
Feb. 11, 1987	A	W	70-68
Dec. 8, 1987	H	W	87-72
Dec. 7, 1988	A	L	59-70
Dec. 13, 1989	H	W	68-53
Dec. 12, 1990	A	W	93-80
Nov. 26, 1991	H	W	88-74
Nov. 27, 1993	A	L	83-85
Feb. 15, 1995	H	W	96-68
Dec. 7, 1997	A	L	58-75

Radford (cont'd)

Nov. 15, 1998	H	W	85-64
Dec. 4, 1999	A	W	65-64
Nov. 22, 2000	H	W	82-74
Nov. 26, 2001	A	L	71-73
Dec. 18, 2006	A	L	56-68
Dec. 3, 2007	H	L	45-65
Dec. 16, 2013	A	W	83-60
Nov. 30, 2014	H	L	68-69
Dec. 4, 2016	H	L	54-57
Nov. 12, 2017	A	L	40-61

Rhode Island

0-1 Overall

Dec. 29, 1990	N	L	59-62
---------------	---	---	-------

Richmond

3-5 Overall

Dec. 20, 1984	A	W	82-68
Dec. 10, 1985	H	W	77-67
Dec. 28, 1997	N	L	68-94
Dec. 1, 2006	N	L	62-63
Jan. 6, 2010	H	L	56-78
Nov. 17, 2010	A	L	78-88
Dec. 17, 2015	H	W	73-59
Nov. 20, 2016	A	L	46-55

Saint Francis (Pa.)

1-0 Overall

Dec. 28, 1990	N	W	85-74
---------------	---	---	-------

St. John's

0-1 Overall

Nov. 20, 1999	N	L	63-69
---------------	---	---	-------

Saint Joseph's

0-1 Overall

Nov. 29, 2003	N	L	65-77
---------------	---	---	-------

Saint Peter's

1-0 Overall

Dec. 5, 1992	N	W	72-64
--------------	---	---	-------

Samford

6-9 Overall

Jan. 17, 2009	A	L	51-87
Feb. 14, 2009	H	L	47-59
Jan. 11, 2010	H	L	65-72
Feb. 15, 2010	A	W	66-55
Mar. 7, 2010	N	L	53-66
Jan. 14, 2011	H	W	74-62
Feb. 12, 2011	A	W	61-53
Mar. 7, 2011	N	L	54-57
Jan. 23, 2012	H	W	53-49
Feb. 25, 2012	A	W	57-53
Mar. 5, 2012	N	L	43-54
Jan. 28, 2013	A	L	64-66
Mar. 4, 2013	H	L	60-63
Jan. 11, 2014	H	W	61-47
Feb. 10, 2014	A	L	47-55

San Diego

0-1 Overall

Dec. 28, 2007	A	L	60-79
---------------	---	---	-------

San Francisco

0-1 Overall

Dec. 20, 1991	N	L	56-86
---------------	---	---	-------

South Alabama*

10-8 Overall

Dec. 21, 1995	N	W	85-68
Dec. 29, 2002	A	L	74-83
Jan. 8, 2015	A	W	67-63
Jan. 22, 2015	H	W	70-59
Jan. 30, 2016	A	L	55-71
Feb. 18, 2016	H	L	54-68
Feb. 18, 2017	A	L	41-54
Jan. 20, 2018	A	L	52-54
Feb. 15, 2018	H	W57-56 (OT)	
Jan. 3, 2019	H	W	71-63
Mar. 9, 2019	A	W	50-59
Jan. 2, 2020	A	L	66-81
Feb. 13, 2020	H	W	71-59
Jan. 15, 2021	H	L	63-66
Jan. 16, 2021	H	W	71-52
Feb. 19, 2021	A	L	51-56
Feb. 20, 2021	A	W	58-56
Feb. 26, 2022	H	W	72-50

San Diego

0-1 Overall

Dec. 28, 2007	A	L	60-79
---------------	---	---	-------

San Francisco

0-1 Overall

Dec. 20, 1991	N	L	56-86
---------------	---	---	-------

South Alabama*

10-8 Overall

Dec. 21, 1995	N	W	85-68
Dec. 29, 2002	A	L	74-83
Jan. 8, 2015	A	W	67-63
Jan. 22, 2015	H	W	70-59
Jan. 30, 2016	A	L	55-71
Feb. 18, 2016	H	L	54-68
Feb. 18, 2017	A	L	41-54
Jan. 20, 2018	A	L	52-54
Feb. 15, 2018	H	W57-56 (OT)	
Jan. 3, 2019	H	W	71-63
Mar. 9, 2019	A	W	50-59
Jan. 2, 2020	A	L	66-81
Feb. 13, 2020	H	W	71-59
Jan. 15, 2021	H	L	63-66
Jan. 16, 2021	H	W	71-52
Feb. 19, 2021	A	L	51-56
Feb. 20, 2021	A	W	58-56
Feb. 26, 2022	H	W	72-50

San Diego

0-1 Overall

Dec. 28, 2007	A	L	60-79
---------------	---	---	-------

San Francisco

0-1 Overall

Dec. 20, 1991	N	L	56-86
---------------	---	---	-------

South Alabama*

10-8 Overall

Dec. 21, 1995	N	W	85-68
Dec. 29, 2002	A	L	74-83
Jan. 8, 2015	A	W	67-63
Jan. 22, 2015	H	W	70-59
Jan. 30, 2016	A	L	55-71
Feb. 18, 2016	H	L	54-68
Feb. 18, 2017	A	L	41-54
Jan. 20, 2018	A	L	52-54
Feb. 15, 2018	H	W57-56 (OT)	
Jan. 3, 2019	H	W	71-63
Mar. 9, 2019	A	W	50-59
Jan. 2, 2020	A	L	66-81
Feb. 13, 2020	H	W	71-59
Jan. 15, 2021	H	L	63-66
Jan. 16, 2021	H	W	71-52
Feb. 19, 2021	A	L	51-56
Feb. 20, 2021	A	W	58-56
Feb. 26, 2022	H	W	72-50

San Diego

0-1 Overall

Dec. 28, 2007	A	L	60-79
---------------	---	---	-------

San Francisco

0-1 Overall

Dec. 20, 1991	N	L	56-86
---------------	---	---	-------

South Alabama*

10-8 Overall

Dec. 21, 1995	N	W	85-68
Dec. 29, 2002	A	L	74-83
Jan. 8, 2015	A	W	67-63
Jan. 22, 2015	H	W	70-59
Jan. 30, 2016	A	L	55-71
Feb. 18, 2016	H	L	54-68
Feb. 18, 2017	A	L	41-54
Jan. 20, 2018	A	L	52-54
Feb. 15, 2018	H	W57-56 (OT)	
Jan. 3, 2019	H	W	71-63
Mar. 9, 2019	A	W	50-59
Jan. 2, 2020	A	L	66-81
Feb. 13, 2020	H	W	71-59
Jan. 15, 2021	H	L	63-66
Jan. 16, 2021	H	W	71-52
Feb. 19, 2021	A	L	51-56
Feb. 20, 2021	A	W	58-56
Feb. 26, 2022	H	W	72-50

South Carolina

4-13 Overall

Jan. 17, 1975	H	L	53-55
Feb. 19, 1977	N	W	48-32
Feb. 10, 1978	N	L	59-81
Nov. 29, 1982	A	L	59-85
Dec. 5, 1983	H	L	60-80
Dec. 16, 1987	A	W	68-66
Dec. 3, 1988	H	L	64-98
Dec. 4, 1993	N	W	78-72
Dec. 30, 1994	N	W	70-64
Feb. 7, 1995	A	L	79-98

South Carolina (cont'd)

Jan. 31, 1996	H	L	77-78
Jan. 15, 1997	A	L	63-76
Nov. 19, 1997	H	L	61-77
Nov. 24, 2003	A	L	66-82
Mar. 16, 2011	A	L	54-67
Dec. 5, 2018	A	L	50-80
Nov. 17, 2019	A	L	50-92

South Carolina State

2-0 Overall

Nov. 25, 1988	N	W	99-52
Dec. 20, 1995	N	W	77-61

South Dakota

0-1 Overall

Nov. 27, 2015	N	L	60-87
---------------	---	---	-------

Southern

1-0 Overall

Dec. 2, 1989	N	W	77-61
--------------	---	---	-------

Southern Mississippi*

0-2 Overall

Dec. 2, 2001	A	L	48-61
Jan. 19, 2023	H	L	68-75

South Park

1-0 Overall

1975-76	H	W	73-55
---------	---	---	-------

Stephen F. Austin

0-1 Overall

Mar. 20, 1987	N	L	80-81
---------------	---	---	-------

Stetson

1-0 Overall

Nov. 26, 1988	N	W	87-78
---------------	---	---	-------

Tennessee

1-5 Overall

Feb. 14, 1975	N	L	69-94
1975-76	N	W	88-71
Feb. 18, 1977	N	L	65-82
Jan. 22, 1982	N	L	80-81
Mar. 13, 1999	A	L	54-113
Dec. 14, 2016	A	L	66-92

Tennessee-Martin

1-0 Overall

Jan. 2, 1993	H	W	94-76
--------------	---	---	-------

Tennessee Tech

1-2 Overall

1980-81	L	L	67-112
Jan. 14, 1982	A	W	110-60
Nov. 28, 1986	A	L	56-59

Texas A&M

0-1 Overall

Dec. 29, 1994	N	L	66-80
---------------	---	---	-------

Texas State

10-6 Overall

Jan. 24, 2015	A	W	74-66
Mar. 5, 2015	H	W	61-55
Jan. 9, 2016	H	W	90-71
Feb. 11, 2016	A	L	76-87
Dec. 31, 2016	A	W	66-64
Jan. 26, 2017	H	L	37-53
Dec. 29, 2017	H	L	54-69
Feb. 3, 2018			

SERIES RESULTS BY OPPONENT

Western Carolina (cont'd)

Dec. 28, 1999	H	L	65-67
Jan. 29, 2000	A	W	73-72
Jan. 23, 2001	H	W	79-72
Feb. 24, 2001	A	L	74-80
Jan. 19, 2002	A	L	65-68
Feb. 19, 2002	H	L	61-69
Jan. 21, 2003	H	L	63-65
Feb. 25, 2003	A	L	65-73
Feb. 11, 2004	H	L	65-80
Feb. 28, 2004	A	W	72-64
Dec. 6, 2004	A	W	71-68
Feb. 24, 2005	H	W	96-78
Jan. 9, 2006	H	L	76-86
Feb. 6, 2006	A	L	65-82
Mar. 3, 2006	N	L	60-71
Jan. 8, 2007	A	L	60-71
Feb. 5, 2007	H	L	68-77
Jan. 7, 2008	H	L	63-87
Feb. 4, 2008	A	L	57-78
Jan. 3, 2009	H	L	55-92
Feb. 7, 2009	A	L	50-75
Jan. 4, 2010	A	W	53-52
Feb. 8, 2010	H	W	73-59
Dec. 20, 2010	H	W	65-50
Jan. 31, 2011	A	W	62-36
Dec. 5, 2011	A	W	82-46
Jan. 30, 2012	H	W	58-39
Mar. 3, 2012	N	W	61-43
Jan. 12, 2013	H	W	77-46
Feb. 18, 2013	A	W	63-32
Nov. 26, 2013	H	L	63-71
Mar. 1, 2014	A	W	63-56

Wichita State

0-1 Overall

Dec. 8, 2008	A	L	46-63
--------------	---	---	-------

William & Mary

2-0 Overall

Dec. 21, 1984	A	W	78-39
Dec. 29, 1993	N	W	80-63

Winston-Salem State

3-0 Overall

Dec. 6, 2005	H	W	64-51
Dec. 5, 2006	A	W	66-52
Nov. 22, 2021	H	W	81-49

Winthrop

11-6 Overall

1970-71	L	36-45	
1970-71	W	49-35	
1971-72	W	54-32	
1971-72	L	45-46	
Jan. 17, 1974	A	L	51-63
Jan. 31, 1974	H	L	44-54
Jan. 26, 1976	H	L	50-68
1975-76	A	W	64-53
Feb. 1, 1986	H	L	68-70
Feb. 15, 1986	A	W	85-73
Feb. 28, 1987	A	W	86-55
Jan. 30, 1988	A	W	82-63
Feb. 24, 1988	H	W	104-51
Dec. 20, 1994	A	W	97-59
Dec. 4, 1995	H	W	89-53
Nov. 23, 2005	A	W	64-47
Nov. 28, 2006	H	W	84-61

Wofford

30-10 Overall

Nov. 23, 1985	A	W	83-46
Jan. 8, 1987	H	W	97-57
Dec. 4, 1997	H	W	59-56
Jan. 26, 1998	A	W	73-64
Dec. 21, 1998	H	W	97-61
Jan. 23, 1999	A	L	67-79
Jan. 24, 2000	H	W	70-60
Feb. 26, 2000	A	W	67-59
Jan. 20, 2001	A	L	67-85
Feb. 20, 2001	H	L	49-73
Jan. 15, 2002	H	L	73-96
Feb. 16, 2002	A	L	83-93
Jan. 11, 2003	A	W	73-59
Feb. 18, 2003	H	W	84-65
Jan. 13, 2004	H	W	78-66
Feb. 9, 2004	A	W	65-48
Jan. 10, 2005	A	W	66-45
Feb. 7, 2005	H	L	68-76
Jan. 17, 2006	A	W	80-65
Feb. 14, 2006	H	W	75-56
Jan. 16, 2007	H	L	65-69
Feb. 12, 2007	A	L	52-63
Jan. 28, 2008	H	W	92-79
Feb. 25, 2008	A	W	74-69
Feb. 2, 2009	A	W	65-60
Feb. 11, 2009	H	W	72-68
Jan. 30, 2010	A	W	62-54
Feb. 25, 2010	H	W	76-62
Jan. 8, 2011	A	W	81-60
Feb. 19, 2011	H	W	74-59
Jan. 19, 2012	A	W	59-58

Wofford (cont'd)

Feb. 8, 2012	H	W	75-46
Jan. 14, 2013	A	W	68-65 (2OT)
Feb. 16, 2013	H	W	77-50
Jan. 6, 2014	A	W	63-43
Feb. 1, 2014	H	W	61-54
Dec. 17, 2018	H	W	94-70
Dec. 4, 2019	A	W	54-51
Dec. 12, 2021	H	L	65-78
Dec. 3, 2022	A	L	42-71

Wyoming

1-0 Overall

Nov. 25, 1995	N	W	75-69
---------------	---	---	-------

Xavier

1-0 Overall

Nov. 30, 2012	A	W	77-73, (OT)
---------------	---	---	-------------