

APPSTATESPORTS.COM
App State or app-uh-LATCH-in State

X @APPSTATESPORTS
X @APPSTATE_FB

f @APPSTATESPORTS
f @APPSTATEFOOTBALL

IG @APPSTATESPORTS
IG @APPSTATE_FB

#GOAPP
#BEATGSU

2016, 2017, 2018, 2019 SUN BELT CHAMPS | 2015, 2016 CAMELLIA BOWL CHAMPS | 2017 DOLLAR GENERAL BOWL CHAMPS | 2018, 2019 NEW ORLEANS BOWL CHAMPS
2020 MYRTLE BEACH BOWL CHAMPS | 2005, 2006, 2007 FCS NATIONAL CHAMPS | 12-TIME SOCON CHAMPS (1986-2012) | 6-TIME NORTH STATE CHAMPS (1931-56)

ESPN+ Matt Stewart, Play-By-Play
Sam Crenshaw, Analyst

APPALACHIAN SPORTS NETWORK

LEARFIELD Adam Witten, Play-By-Play
Brandon Turner, Analyst
David Ware, Sideline

Radio affiliates: FLAGSHIP 97.3 FM (North Wilkesboro), 96.5 FM/1450 AM (Boone), 99.1 FM/1060 AM/1030 AM (Charlotte), 105.3 FM/1320 AM (Greensboro), 93.7 FM/790 AM (Johnson City), 107.7 FM/1450 AM (Hendersonville), 103.9 FM/1250 AM (Marion)

Listen on SiriusXM 985, **The Varsity Network** app or online at appstatesports.com



App State
MOUNTAINEERS
(5-4, 3-2 Sun Belt)

Coach: Shawn Clark
Career: 31-17/4th full year
At App State: Same

GAME 10

Date: Saturday, Nov. 11, 2023

Time: 2 p.m.

TV: ESPN+

Location: Atlanta, Ga.

Venue: Center Parc Stadium

Capacity: 25,000

Surface: FieldTurf

Series: App State leads 9-0 (4-0 on road)

Last Year: W, 42-17 in Boone

Last time in Atlanta: W, 45-16 in 2021

Others: 56-27 ('19), 31-10 ('17), 37-3 ('15)



Georgia State
PANTHERS
(6-3, 3-3 Sun Belt)

Coach: Shawn Elliott
Career: 41-46/8th year
At GSU: 40-41/7th year

APP STATE COACHING STAFF

On the sideline:





Shawn Clark, Head coach
Scot Sloan, DC/Safeties
Justin Watts, Pass Coord./TEs
Victor Cabral, DL
Mike Cummings, OL
Travis Cunningham, ILBs

Lawrence Dawsey, WRs
Brian Haines, RBs/SPT
AJ Howard, OLBs

In the booth:

Frank Ponce, OC/QBs
Rod West, Pass Coord./CBs

APP STATE'S STATISTICAL LEADERS

| | |
|-------------------------------------------------------------------------------------------------------------------------------------------------------------------------------------------------------------|-----------------------------------------------------------------------------------------------------------------------------------------------------------------------------------------------------------|
|  PASSING Joey Aguilar #4 Jr. Antioch, Calif. 2023: 182-for-286 passing, 2,402 yards, 23 TDs, 6 INTs |  RUSHING Nate Noel #5 4YR Jr. Miami, Fla. 2023: 680 yards, 139 carries, 4.9 per carry, 4 TDs |
|  RECEIVING Kaedin Robinson #2 5YR R-Jr. Asheville, N.C. 2023: 37 catches, 512 yards, 5 TDs |  DEFENSE Andrew Parker Jr. #7 6YR R-Sr. New Orleans, La. 2023: 76 tackles, 2.0 sacks, 4.0 TFLs |

| | | |
|------------------------------------------------------------------------------------|---------------------------------------------------|-------------------------------------------------|
|  | GARDNER-WEBB (#24 FCS) BOONE, N.C. | Saturday, Sept. 2 W, 45-24 ESPN+ |
|  | at #17 North Carolina Chapel Hill, N.C. | Saturday, Sept. 9 L, 40-34 (20T) ACCN |
|  | EAST CAROLINA BOONE, N.C. | Saturday, Sept. 16 W, 43-28 ESPN+ |
|  | at Wyoming Laramie, Wyo. | Saturday, Sept. 23 L, 22-19 CBSSN |
|  | at ULM* Monroe, La. | Saturday, Sept. 30 W, 41-40 ESPN+ |
|  | COASTAL CAROLINA* BOONE, N.C. | Tuesday, Oct. 10 L, 27-24 ESPN2 |
|  | at Old Dominion* Norfolk, Va. | Saturday, Oct. 21 L, 28-21 NFLN |
|  | SOUTHERN MISS* BOONE, N.C. | Saturday, Oct. 28 W, 48-38 ESPN+ |
|  | MARSHALL* BOONE, N.C. | Saturday, Nov. 4 W, 31-9 NFLN |
|  | at Georgia State* Atlanta, Ga. | Saturday, Nov. 11 2 p.m. ESPN+ |
|  | at James Madison* Harrisonburg, Va. | Saturday, Nov. 18 2 p.m. ESPN+ |
|  | GEORGIA SOUTHERN* BOONE, N.C. | Saturday, Nov. 25 TBA TBA |
|  | SBC Championship Teams, Location TBD | Saturday, Dec. 2 4 p.m. ESPN/ABC |

TOP STORYLINES

- A two-game winning streak has App State one victory away from six wins and bowl eligibility. Prior to the 31-9 victory in which the Mountaineers built a 21-3 halftime lead over Marshall, each of the last five games and six of the last seven had been decided in the closing seconds.
- QB **Joey Aguilar** has totaled 23 TD passes (No. 1 Sun Belt, T-1st Group of Five, T-6th FBS) in nine games (eight starts), meaning the only FBS QBs entering this week with more TD passes than Aguilar are USC's **Caleb Williams**, LSU's **Jayden Daniels**, Washington's **Michael Penix Jr.**, Oregon's **Bo Nix** and Colorado's **Shedeur Sanders**. Aguilar ranks 7th nationally with 104 completions of 10-plus yards, with 27 caught by **Kaedin Robinson** and 20 by **Christan Horn**.
- Joey Aguilar** made his FBS debut late in the first half of the 2023 opener (replacing injured starter **Ryan Burger**) and has thrown multiple passing TDs in all but one game. He threw a TD on his first play vs. Gardner-Webb, one of two games (also Southern Miss) with four TD passes.
- App State's defense intercepted three passes and recorded three sacks while holding Marshall to less than 300 yards of total offense. DB **Jordan Favors** had two INTs, while OLB **Donovan Spellman** intercepted a pass and recorded a sack.
- App State has won four Sun Belt titles (plus the 2021 division title) and gone 6-1 in bowl games (with a record-setting 6-0 start) since its 2014 FBS transition. With a 90-29 record since starting 1-5 in 2014, the Mountaineers rank No. 7 among FBS teams (and No. 1 among G5 teams) with 91 wins since their transition.
- All-America KR **Milan Tucker**, who had a 96-yard return for a TD last year, switched from CB to WR after the first 2023 fall scrimmage and has scored TDs as both a receiver and rusher (on an end-around against Marshall) this season. His father, Michael, started in right field for the Atlanta Braves in 1997 and 1998 — their first two seasons at Turner Field (now Center Parc Stadium).
- App State head coach **Shawn Clark** (OL) and Georgia State head coach **Shawn Elliott** (DL) were teammates on **Jerry Moore**-coached App State teams that went 9-4 in 1994 and enjoyed an 11-0 regular season in 1995 before finishing 12-1. Elliott was a senior captain when Clark was a sophomore in 1995, and Elliott later worked as an App State assistant from 1999-2009.
- The Mountaineers' four losses in 2023 have all been by seven points or less, and each of the last seven losses (dating back to 2022) have been by seven points or less. Of the program's last 12 losses, 10 have been one-possession games (eight points or less).

STRATEGIC COMMUNICATIONS



JOEY JONES
Sr. Associate Athletics Director
Primary Football Contact
Email: jonesj7@appstate.edu
Cell phone: 828-964-7183



BRET STRELOW
Assistant A.D. for Strat. Comm.
Secondary Football Contact
Email: strelowb@appstate.edu
Cell phone: 828-963-3069

KATHERINE JAMTGAARD
Email: jamtgaardka@appstate.edu

MATT PRESENT
Email: presentm@appstate.edu

JACOB PLECKER
Email: pleckerjw@appstate.edu

Mailing Address
App State Strategic Communications
425 Jack Branch Drive
Boone, NC 28608

APP STATE MEDIA SCHEDULE

| SUNDAY | MONDAY | TUESDAY | WEDNESDAY | THURSDAY | FRIDAY |
|-----------------------------------|------------------------------------------------------------------------------------------------------------------------------------------------------------------------------|----------------------------------------------------|----------------------------------------------------|-----------------------------------|-----------------------------------|
| • Practice closed (No interviews) | • Sun Belt teleconference for Coach Clark at 11:30 a.m. • Morning press conference with Coach Clark at 11:45 a.m. • Mountaineer Talk (No interviews afterward) | • Practice open (Select interviews after practice) | • Practice open (Select interviews after practice) | • Practice closed (No interviews) | • Practice closed (No interviews) |

WHEN REFERENCING APP STATE, PLEASE USE:

- App State
- Appalachian State University
- Mountaineers
- Pronunciation: app-uh-LATCH-in

PLEASE DO NOT USE:

- ASU
- Appy State
- Appy
- AppState
- App. State
- Pronunciation: app-uh-LAY-chin

APP STATE OFFICIAL MARKS



MEDIA POLICIES/INFORMATION

During a standard week with a Saturday game, App State will have Monday, Tuesday and Wednesday media availabilities.

Head coach Shawn Clark's appearances on the weekly Sun Belt coaches Zoom sessions are Mondays from 11:30 a.m. ET until approximately 11:37 a.m.

After his appearance on the Sun Belt Zoom session, Clark will be available for an interview with in-person media members. He will be followed by interviews with select student-athletes (contingent on their availability). Media members interested in participating should contact Joey or Bret by the end of the day Sunday to receive further information for that week's interviews.

During standard weeks, Tuesday and Wednesday practices will be open to approved media members.

If you plan to attend one or both open practices, communicate those plans and submit specific interview requests to Joey or Bret by 9 a.m. on Tuesday (for Tuesday's practice) and 9 a.m. on Wednesday (for Wednesday's practice). If you have more than one person from your organization planning to attend, the name of each attendee needs to be shared in advance.

Practices are closed to the public.

Media attending practice are forbidden from reporting (e.g. tweeting, blogging, etc.) on anything until after the post-practice interviews have been conducted. This includes media who leave practice early.

No videos or photos can be taken during practice without prior permission from the App State strategic communications office.

WEEKLY SUN BELT ZOOM SESSIONS

- 11:30 a.m. – Shawn Clark, App State
- 11:37 a.m. – Tim Beck, Coastal Carolina
- 11:44 a.m. – Curt Cignetti, James Madison
- 11:51 a.m. – GJ Kinne, Texas State
- 11:58 a.m. – Clay Helton, Georgia Southern
- 12:05 p.m. – Terry Bowden, ULM
- 12:12 p.m. – Jon Sumrall, Troy
- 12:19 p.m. – Michael Desormeaux, Louisiana
- 12:26 p.m. – Will Hall, Southern Miss
- 12:33 p.m. – Shawn Elliott, Georgia State
- 12:40 p.m. – Butch Jones, Arkansas State
- 12:47 p.m. – Ricky Rahne, Old Dominion
- 12:54 p.m. – Charles Huff, Marshall
- 1:01 p.m. – Kane Wommack, South Alabama

• To participate, contact Joey Jones or Bret Strelow for information on how to access the Zoom link.

HOME GAME CREDENTIALS/MEDIA

Requests will be made on a game-by-game basis and can be accessed by filling out the form at <https://goapp.st/2023FBcredentials>

App State Strategic Communications reserves the right to deny any request for a credential. The number of requests, coupled with the amount of press box and sideline space available to media members, will factor into credential approvals for each game.

Parking is not guaranteed with a credential, but App State Strategic Communications will do its best to provide at least one game day parking spot for each credentialed media outlet.

Head coach Shawn Clark and select players will be made available for a postgame press conference on the third floor of the north end zone facility. Media members can attend by entering the front/street-side entrance of the north end zone facility and taking the elevator to the team room on the third floor.

On game days, please communicate with the visiting team's communications staff on the second floor of the press box for info on their interview procedures in the Mountaineer Room on the second floor of the Ricks Athletics Complex.

MOST WINS SINCE 2015 (FBS)

| | |
|----------------------|---------------------|
| 1. Alabama | 111-11 (.910) |
| 2. Clemson | 105-17 (.861) |
| 3. Georgia | 100-18 (.848) |
| 4. Ohio State | 99-12 (.892) |
| 5. Oklahoma | 91-23 (.798) |
| T6. Notre Dame | 84-28 (.750) |
| T6. App State | 84-29 (.743) |
| 8. Michigan | 82-25 (.766) |

MOST WINS SINCE 2015 (G5)

| | |
|---------------------|---------------------|
| 1. App State | 84-29 (.743) |
| 2. Boise State | 78-31 (.716) |
| T3. San Diego State | 75-36 (.676) |
| T3. Memphis | 75-37 (.670) |

BEST WIN% VS. LEAGUE SINCE 2014

| | |
|--------------------------------|---------------------|
| 1. Ohio State (Big Ten) | 80-6 (.930) |
| 2. Alabama (SEC) | 79-9 (.898) |
| 3. Clemson (ACC) | 75-11 (.872) |
| 4. Boise State (MWC) | 64-16 (.800) |
| 5. Georgia (SEC) | 68-18 (.791) |
| 6. Oklahoma (Big 12) | 70-20 (.778) |
| 7. App State (Sun Belt) | 62-18 (.775) |

OVERALL WIN % SINCE '14 (SBC TEAMS)

| | |
|---------------------|---------------------|
| 1. App State | 91-34 (.728) |
| 2. Marshall | 78-45 (.634) |
| 3. Louisiana | 76-49 (.608) |

WIN % IN FBS LEAGUE SINCE '14 (SBC TEAMS)

| | |
|---------------------|---------------------|
| 1. App State | 62-18 (.775) |
| 2. Louisiana | 53-27 (.663) |
| 3. Marshall | 47-29 (.618) |
| 4. Troy | 47-30 (.610) |

MOST ROAD WINS SINCE 2014

| | |
|----------------------|-----------|
| 1. Ohio State | 40 |
| 2. Boise State | 38 |
| 3. Clemson | 36 |
| 4. Alabama | 35 |
| 5. Oklahoma | 34 |
| T6. App State | 33 |
| T6. Georgia | 33 |

SHUTOUTS SINCE 2014

| | |
|----------------------|----------|
| 1. Alabama | 13 |
| 2. Georgia | 12 |
| 3. Wisconsin | 10 |
| T4. Clemson | 8 |
| T4. Penn State | 8 |
| T6. App State | 7 |
| T6. Marshall | 7 |
| T6. Iowa | 7 |

DEFENSIVE INTS SINCE 2015

| | |
|---------------------|------------|
| 1. Iowa | 140 |
| 2. San Diego State | 138 |
| 3. App State | 134 |

MORE STORYLINES

- App State is 5-4 with one win on a 54-yard field goal as time expired, a win against Southern Miss that was still in doubt when App State fumbled in the final 20 seconds with a four-point lead and losses in four games that were all decided on the final play or final 15 seconds.
- A fourth-down incompleting ended a double-OT loss at No. 17 UNC before an interception at the Wyoming 6 with 12 seconds left (on a first-down play from the 20) capped a 22-19 loss to the Cowboys, whose 62-yard return of a blocked FG for a TD in the final two minutes had erased a 19-14 deficit. Coastal made a 24-yard field goal as time expired in its 27-24 win on Oct. 10, and two incomplete passes thrown to the end zone ended the 28-21 loss at ODU, which had a fourth-and-10 conversion before erasing a 21-20 deficit on a TD with 48 seconds left.
- **Shawn Clark's** staff in 2023 has six new assistant coaches, including two coordinators in **Frank Ponce** (offense) and **Scot Sloan** (defense) who have both returned to Boone, plus a new Director of Athletic Performance (**Matt Greenhalgh**) who also has returned to Boone.
- **Frank Ponce**, an App State QBs coach from 2013-18 and offensive coordinator in 2021, is back for his third stint with the Mountaineers, who have one other new offensive assistant in OL coach **Mike Cummings**. Ponce helped recruit QB **Ryan Burger** and coached him at the start of App State's 2022 spring practices, before Ponce took a job at Miami. As Miami's QBs coach, Ponce also spent time recruiting **Joey Aguilar**, a California-based JUCO quarterback.
- With **Frank Ponce** following **Scott Satterfield** to Louisville after the 2018 season, App State changed offensive coordinators after the 2018, 2019, 2020, 2021 and 2022 seasons.
- Before being Georgia Southern's defensive coordinator from 2018-21 and coaching at Army in 2022, **Scot Sloan** coached at App State from 2010-17. App State assistants **Victor Cabral** (DL) and **Travis Cunningham** (ILBs) worked on Sloan's staff in Statesboro, and new OLBs coach **AJ Howard** was a standout App State defender while being coached by Sloan from 2014-17.
- App State's roster has 32 scholarship newcomers, including 14 from the transfer portal, as the Mountaineers ranked 120th among 133 FBS teams in returning production.

- App State announced that **Armanti Edwards**, a star QB from 2006-09, will have his No. 14 retired at halftime of the App State-Georgia Southern home game on Nov. 25. The honoring of Edwards' No. 14 is the last time App State plans to take a jersey number out of circulation due to limited inventory of jersey numbers for the roster each season — current student-athletes wearing No. 14 will have the option to wear it for the remainder of their time at App State.

OFFENSE

- App State scored all three of its TDs at ODU on fourth-down plays and scored its final TD against Southern Miss on fourth down. The Mountaineers are 15-for-22 on fourth down this season (with nine touchdown drives that have included a fourth-down conversion) after ranking 12th nationally in fourth-down payoff last year. The 68.2 conversion rate ranks 19th nationally.
- RB **Nate Noel** entered the Oct. 10 game vs. Coastal at No. 2 nationally in rushing yards per game (130.2) and No. 1 in rushes per game (24.6) before being limited to one carry that night due to an injury on the opening series. He sat out the ODU game and was limited to three carries (over two possessions) vs. Southern Miss before having double-digit carries vs. Marshall.
- Redshirt freshman **Kanye Roberts** had back-to-back games of 109 yards as **Nate Noel** missed the ODU game and played only one series against Southern Miss. RB **Anderson Castle** made his season debut against Marshall after suffering a foot injury during preseason camp.
- WRs **Kaedin Robinson**, **Christan Horn** and **Dashaun Davis** all have a 100-yard game with at least one TD catch this year. Horn scored twice on a six-catch, 124-yard night at ULM and topped that with two touchdowns in the final 12 minutes as he set career highs with eight catches for 165 yards in the comeback win against Southern Miss. Davis had a career-high 117 yards on seven catches in the double-OT loss at UNC, while Robinson set career highs with 10 catches for 112 yards at ULM and had seven catches for 103 yards at ODU.
- App State's six returning starters on offense included three interior linemen in center **Isaiah Helms**, left guard **Damion Daley** and right guard **Bucky Williams**, who have played in a combined 159 NCAA games. After RT **Cooper Hodges** was drafted by the Jaguars and LT **Anderson Hardy** was signed by the Chiefs following the 2022 season, due to injuries, App State has had two starting right tackles and three starting left tackles this season.

DEFENSE

- Freshman OLB **Nate Johnson** ranks No. 2 among FBS freshmen with 5.0 sacks this season — he had a sack in three straight games before the Coastal loss, then produced two sacks at ODU. Redshirt freshman DT **Santana Hopper** came through with 1.5 sacks at ODU and added tackles for loss against both Southern Miss and Marshall (in his first career start).
- LB **Caden Sullivan** has delivered several big plays, including a late fourth-down stop against Coastal and a fumble-forcing sack at the Southern Miss 1-yard line to set up a touchdown.
- ILB **Andrew Parker Jr.** leads App State with 76 tackles, including a career-high 13 against Southern Miss. He has two other games this season with at least 12 tackles and one with 10.

20+ YARD PLAYS

| 20+ Yard Plays | App State | Opponent |
|----------------|-----------|----------|
| Runs | 13 | 17 |
| Passes | 36 | 25 |

App State's 20+ yard runs

| | |
|-----|---------------------|
| UNC | Noel 20-yard run |
| ECU | Noel 68-yard run |
| ECU | Noel 26-yard run |
| WYO | Roberts 35-yard run |
| ULM | Aguilar 25-yard run |
| ULM | Noel 35-yard run |
| ULM | Noel 25-yard run |
| CCU | Haywood 20-yard run |
| ODU | Roberts 24-yard run |
| USM | Aguilar 24-yard run |
| USM | Aguilar 20-yard run |
| USM | Roberts 61-yard run |
| USM | Roberts 25-yard run |

App State's 20+ pass plays

| | |
|-----|------------------------------------|
| GW | Horn 24-yard pass from Burger |
| GW | Robinson 32-yard pass from Aguilar |
| GW | Davis 26-yard pass from Aguilar |
| GW | Stroman 43-yard pass from Aguilar |
| GW | Hetzel 22-yard pass from Aguilar |
| UNC | Davis 21-yard pass from Aguilar |
| UNC | Davis 34-yard pass from Aguilar |
| UNC | Davis 33-yard pass from Aguilar |
| UNC | Robinson 20-yard pass from Aguilar |
| ECU | Jackson 28-yard pass from Aguilar |
| ECU | Robinson 34-yard pass from Aguilar |
| ECU | Tucker 35-yard pass from Aguilar |
| WYO | Robinson 23-yard pass from Aguilar |
| ULM | Davis 21-yard pass from Aguilar |
| ULM | Horn 52-yard pass from Aguilar |
| ULM | Horn 22-yard pass from Aguilar |
| CCU | Davis 21-yard pass from Aguilar |
| CCU | Stroman 30-yard pass from Aguilar |
| CCU | Wilson 32-yard pass from Aguilar |
| CCU | Jackson 67-yard pass from Aguilar |
| CCU | Tucker 69-yard pass from Aguilar |
| ODU | Horn 28-yard pass from Aguilar |
| ODU | Jackson 23-yard pass from Aguilar |
| ODU | Robinson 20-yard pass from Aguilar |
| ODU | Horn 21-yard pass from Aguilar |
| USM | Horn 25-yard pass from Aguilar |
| USM | Robinson 27-yard pass from Aguilar |
| USM | Tucker 25-yard pass from Aguilar |
| USM | Wilson 26-yard pass from Aguilar |
| USM | Horn 26-yard pass from Aguilar |
| USM | Davis 57-yard pass from Aguilar |
| USM | Horn 49-yard pass from Aguilar |
| USM | Horn 21-yard pass from Aguilar |
| MAR | Gibbs 26-yard pass from Aguilar |
| MAR | Robinson 24-yard pass from Aguilar |
| MAR | Jackson 29-yard pass from Aguilar |

- App State is officially allowing 28.4 points per game, but that number drops to 24.6 per 60 minutes from coordinator **Scot Sloan's** defense when taking away 13 OT points from UNC, 14 points scored on defensive touchdowns by ECU and a special teams touchdown by Wyoming.
- The defense has several impact FBS transfers who are 2023 newcomers, including DE **Shawn Collins** (Rutgers), DE **Michael Fletcher** (Michigan State), OLB **Thomas Davis** (Miami), CB **Tyrek Funderburk** (Richmond), SAF **EJ Jackson** (Marshall) and CB **Jarrett Paul** (Kansas). Funderburk is one of just five FBS players with two pick-six TD returns this season (18 yards at Wyoming and 23 yards at ULM).

SPECIAL TEAMS

- **Michael Hughes** has made 12 of 15 field goals after going 9 of 12 on FGs in all of 2022. He has made three field goals longer than 45 yards this year: 46, 50 and 54 yards.
- **Milan Tucker**, who switched from CB to WR after the first fall scrimmage, returned after earning All-America honors as a kick returner in 2022. He is averaging 25.6 yards per return this season (12th-best FBS average), with his first three returns producing gains of 41, 48 and 34 yards.

THE MIDDLE EIGHT

App State sets a goal of winning "The Middle Eight" — the final four minutes of the first half and first four minutes of the second half. Here is how the Mountaineers have fared in 2023:

| | App State | Opponent |
|-------------------------|-----------|----------|
| Gardner-Webb | 7 | 0 |
| UNC | 7 | 3 |
| ECU | 12 | 7 |
| Wyoming | 6 | 0 |
| ULM | 14 | 7 |
| Coastal | 7 | 0 |
| ODU | 0 | 10 |
| Southern Miss | 7 | 10 |
| Marshall | 7 | 0 |
| Georgia State | | |
| JMU | | |
| Georgia Southern | | |
| Season Total | 68 | 37 |

POINTS OFF TURNOVERS

| App State Takeaways vs. | Takeaway | App State Drive |
|-------------------------|----------|------------------|
| GW | INT | TD |
| GW | INT | Punt |
| GW | Fumble | TD |
| ECU | INT | FG |
| ECU | INT | Fumble |
| ECU | INT | TD |
| WYO | INT | Defensive TD |
| ULM | INT | Defensive TD |
| ULM | Fumble | Interception |
| USM | Fumble | Touchdown |
| MAR | INT | Touchdown |
| MAR | INT | FG |
| MAR | INT | Kneel (End Game) |

| App State Turnovers vs. | Turnover | Opponent Drive |
|-------------------------|--------------|----------------|
| UNC | INT | FG |
| ECU | INT | Defensive TD |
| ECU | Fumble | Defensive TD |
| WYO | Fumble | TD |
| WYO | INT | End of half |
| ULM | Fumble | Touchdown |
| ULM | Interception | End of half |
| ULM | Fumble | Touchdown |
| ULM | Interception | TO on Downs |
| CCU | Fumble | FG |
| USM | Interception | FG |
| USM | Fumble | Missed FG |

THIRD-DOWN CONVERSIONS

Conversions by App State Offense

| 3rd & ... | Goal | Short (1-4) | Long (9+) | Total |
|---------------|-------------|--------------|-------------|---------------|
| GW | 0-0 | 3-4 | 1-5 | 4-13 |
| UNC | 1-1 | 1-3 | 1-2 | 8-16 |
| ECU | 1-1 | 3-5 | 0-2 | 7-14 |
| WYO | 0-2 | 5-7 | 1-2 | 10-19 |
| ULM | 1-1 | 2-3 | 3-4 | 7-13 |
| CCU | 2-2 | 2-3 | 0-3 | 3-11 |
| ODU | 0-1 | 1-7 | 0-2 | 3-14 |
| USM | 2-2 | 3-4 | 1-2 | 5-12 |
| MAR | 0-0 | 1-2 | 1-6 | 5-12 |
| GST | | | | |
| JMU | | | | |
| GS | | | | |
| Totals | 7-10 | 21-38 | 8-28 | 52-125 |

Conversions vs. App State Defense

| 3rd & ... | Goal | Short (1-4) | Long (9+) | Total |
|---------------|------------|--------------|-------------|---------------|
| GW | 0-0 | 3-6 | 2-6 | 8-18 |
| UNC | 0-0 | 7-8 | 0-3 | 8-13 |
| ECU | 0-0 | 1-1 | 1-4 | 3-10 |
| WYO | 0-0 | 1-5 | 0-1 | 3-12 |
| ULM | 1-3 | 1-2 | 0-0 | 3-11 |
| CCU | 1-2 | 3-5 | 0-2 | 6-12 |
| ODU | 0-0 | 4-6 | 0-4 | 5-12 |
| USM | 1-1 | 2-4 | 0-5 | 7-15 |
| MAR | 0-0 | 0-1 | 2-5 | 4-11 |
| GST | | | | |
| JMU | | | | |
| GS | | | | |
| Totals | 3-6 | 22-38 | 5-30 | 47-113 |

THREE AND OUTS

| | App State 'D' | App State 'O' |
|-------------------------|---------------|---------------|
| Gardner-Webb | 4/13 | 3/12 |
| UNC | 0/12 | 0/11 |
| ECU | 3/13 | 2/15 |
| Wyoming | 5/12 | 2/12 |
| ULM | 5/15 | 1/14 |
| Coastal | 1/11 | 1/10 |
| ODU | 3/10 | 2/10 |
| Southern Miss | 2/15 | 0/14 |
| Marshall | 5/10 | 2/9 |
| Georgia State | | |
| JMU | | |
| Georgia Southern | | |
| Season Total | 28/111 | 13/107 |

2023 TRENDS**App State's Non-League Record ...**

| | |
|-------------|-----|
| At Home | 2-0 |
| On the road | 0-2 |

App State's League Record ...

| | |
|-------------|-----|
| At Home | 2-1 |
| On the road | 1-1 |

App State's Record in Games ...

| | |
|-----------------------|-----|
| Decided by 1-3 points | 1-2 |
| 4-7 points | 0-2 |
| 8-10 points | 1-0 |
| 11-19 points | 1-0 |
| 20-29 points | 2-0 |
| 30+ points | 0-0 |

App State's Record When Scoring ...

| | |
|--------------|-----|
| 10-19 points | 0-1 |
| 20-29 points | 0-2 |
| 30+ points | 5-1 |

App State's Record When Allowing ...

| | |
|--------------------|-----|
| 10 or fewer points | 0-0 |
| 11-19 points | 0-0 |
| 20-29 points | 2-3 |
| 30+ points | 2-1 |

App State's Record in Games ...

| | |
|----------------------------|-----|
| During the day | 3-1 |
| At night | 2-3 |
| Scoring first | 1-3 |
| Opponent scores first | 4-1 |
| Leading after 1st quarter | 2-2 |
| Trailing after 1st quarter | 0-1 |
| Tied after 1st quarter | 3-1 |
| Leading at halftime | 2-1 |
| Trailing at halftime | 2-2 |
| Tied at halftime | 1-1 |
| Leading after 3rd quarter | 3-2 |
| Trailing after 3rd quarter | 2-2 |
| Tied after 3rd quarter | 0-0 |
| 100-yard rusher | 4-3 |
| 100-yard receiver | 2-2 |
| 300-yard passer | 2-1 |
| Winning turnover battle | 3-0 |
| Losing turnover battle | 2-3 |
| Turnover battle even | 0-1 |

OVERTIME RESULTS

App State is 6-11 all-time in overtime games, including 1-6 at the FBS level. Thirteen of the 17 OT games have been played on the road.

| Date | Opponent | Result |
|----------|-----------------------|----------------|
| 9/9/23 | at #17 North Carolina | L, 40-34 (2OT) |
| 11/26/22 | at Georgia Southern | L, 51-48 (2OT) |
| 9/1/18 | at #9 Penn State | L, 45-38 (OT) |
| 10/28/17 | at UMass | L, 30-27 (2OT) |
| 9/1/16 | at #9 Tennessee | L, 20-13 (OT) |
| 10/31/15 | Troy | W, 44-41 (3OT) |
| 10/11/14 | Liberty | L, 55-48 (OT) |
| 10/5/13 | at The Citadel | L, 31-28 (OT) |
| 12/1/12 | Illinois State | L, 38-37 (OT) |
| 11/6/10 | at Georgia Southern | L, 21-14 (OT) |
| 10/3/09 | at The Citadel | W, 30-27 (OT) |
| 10/21/06 | at Georgia Southern | W, 27-20 (2OT) |
| 12/9/00 | at Montana | L, 19-16 (OT) |
| 10/3/98 | at Wake Forest | W, 30-27 (OT) |
| 11/26/94 | at New Hampshire | W, 17-10 (OT) |
| 11/19/94 | VMI | L, 26-23 (OT) |
| 10/19/91 | at Furman | W, 26-23 (3OT) |

LEADING PLAYER GAMES/STARTS

| Player | Career NCAA | Career Starts |
|-----------------------|-------------|----------------|
| | Games | (In a Row) |
| Nick Ross | 61 | 24 (21) |
| Bucky Williams | 56 (21 App) | 49/15 App (15) |
| Isaiah Helms | 55 (34 App) | 55/34 App (25) |
| Miller Gibbs | 50 | 11 |
| Andrew Parker Jr. | 50 (21 App) | 19/19 App (12) |
| Tyrek Funderburk | 50 (9 App) | 30/8 App (1) |
| Christian Johnstone | 49 | 49 (9) |
| Jarrett Paul | 49 (9 App) | 20/0 App |
| Milan Tucker | 48 | 1 |
| Damion Daley | 48 (47 App) | 37/37 App (35) |
| EJ Jackson | 46 (4 App) | 9/1 App (1) |
| Jackson Greene | 44 | 0 |
| Christian Horn | 43 | 21 |
| Dashaun Davis | 43 | 14 (5) |
| Nate Noel | 41 | 23 (2) |
| DeAndre Dingle-Prince | 40 | 21 (21) |
| Anderson Castle | 39 | 1 |
| Brendan Harrington | 39 | 22 |
| Ronald Clarke | 38 | 16 (3) |

#APPSTATENFL

App State opened the NFL regular season with 14 alums on rosters as players or coaches.

AKEEM DAVIS-GAITHER | LB | Cincinnati Bengals
 DARRYNTON EVANS | RB | Chicago Bears
 TAE HAYES | CB | New York Jets
 NICK HAMPTON | OLB | Los Angeles Rams
 COOPER HODGES | OL | Jacksonville Jaguars
 D'MARCO JACKSON | LB | New Orleans Saints
 SHEMAR JEAN-CHARLES | CB | San Francisco 49ers
 SHAUN JOLLY | CB | Los Angeles Rams
 KENDALL LAMM | OL | Miami Dolphins
 SAM MARTIN | P/KO | Buffalo Bills
 RYAN NEUZIL | OL | Atlanta Falcons
 HENRY PEARSON | FB | Green Bay Packers
 JALEN VIRGIL | WR | Denver Broncos
 STEVE WILKS | ASST. COACH | San Francisco 49ers

APP STATE AT A GLANCE

- **APP STATE** made the U.S. News & World Report's "Best Colleges" rankings for 2022–23
- **APP STATE** was listed among the "Best Colleges in America," ranked by value, for 2022 — Money.com.
- **APP STATE** has placed among the top 15 public and private Southern universities since U.S. News & World Report's Best Colleges rankings were first published annually in 1987.
- **APP STATE** tops the list for Most Innovative Schools among Southern universities for the third straight year.
- **BOONE, N.C.**, ranked No. 15 overall (and No. 1 among Group of Five towns/cities) on the Top 100 College Football Towns of America Countdown.
- **APP STATE'S** notable alums include country music stars Luke Combs (CMA's Entertainer of the Year in 2021 and 2022) and Eric Church (CMA's 2020 Entertainer of the Year), as well as author Stephen Dubner.

IN-SEASON HONORS**SUN BELT PLAYERS OF THE WEEK**

9/30: Michael Hughes (SPT)

PRESEASON HONORS**NATIONAL INDIVIDUAL WATCH LISTS**

Reese's Senior Bowl: Nate Noel

Outland: Isaiah Helms, Bucky Williams

Maxwell: Nate Noel

Doak Walker: Nate Noel

Wuerffel: Miller Gibbs

Hornung: Milan Tucker

Rimington: Isaiah Helms

Campbell Trophy: Bucky Williams

Burlsworth: Jackson Greene

PRESEASON ALL-SUN BELT**First Team Offense**

QB – Grayson McCall, Coastal Carolina

RB – La'Damian Webb, South Alabama

RB – Frank Gore Jr., Southern Miss

OL – Isaiah Helms, App State

OL – Khalil Crowder, Georgia Southern

OL – Travis Glover, Georgia State

OL – Nick Kidwell, James Madison

OL – Logan Osburn, Marshall

TE – Neal Johnson, Louisiana

WR – Jared Brown, Coastal Carolina

WR – Sam Pinckney, Coastal Carolina

WR – Khaleb Hood, Georgia Southern

First Team Defense

DL – James Carpenter, James Madison

DL – Owen Porter, Marshall

DL – TJ Jackson, Troy

DL – Richard Jibunor, Troy

LB – JT Killen, Coastal Carolina

LB – Marques Watson-Trent, Georgia Southern

LB – Eli Neal, Marshall

LB – Jason Henderson, Old Dominion

DB – Micah Abraham, Marshall

DB – Yam Banks, South Alabama

DB – Jay Stanley, Southern Miss

DB – Reddy Steward, Troy

First Team Special Teams

K – Dominic Zvada, Arkansas State

P – Ryan Hanson, James Madison

RS – Milan Tucker, App State

AP – Frank Gore Jr., Southern Miss

Second Team Offense (Mountaineers)

OL – Damion Daley, App State

SHAWN CLARK

After coming back to Boone to coach at his alma mater, Shawn Clark not only became App State's head coach, but he has begun his tenure with a record-breaking bowl victory, a nine-win debut season and a 10-win regular season in 2021.

Hired as the 22nd head football coach in App State history on Dec. 13, 2019, Clark was the only first-year FBS head coach in 2020 to win at least nine games, and he followed that by directing the Mountaineers to a 2021 Sun Belt East Division title during a 10-4 season that pushed his record to 20-7. A 17-14 win at No. 6 Texas A&M in 2022 — the program's highest-profile victory since the 2007 upset of Michigan — led to ESPN's College GameDay airing from Boone the following week.

With App State alum/country music star Luke Combs picking his alma mater as ESPN's guest picker and Lee Corso putting on the giant Yosef head, the Mountaineers delivered with a dramatic victory against Troy.

The 48-year-old Clark, whose contract runs through the 2026 season, entered the 2023 season with a 26-13 record.

He made his official head coaching debut while leading the Mountaineers to a 31-17 victory against UAB in the 2019 R+L Carriers New Orleans Bowl eight days after his introductory press conference. Ranked 18th in the final Amway Coaches Poll of the season, App State went 13-1 to become the first Sun Belt team and the first FBS team from North Carolina to win 13 games in a season.

In 2020, while playing in the nation's No. 5-ranked league, the Mountaineers secured a Myrtle Beach Bowl title and were one of just 13 teams nationally with at least nine victories — the three losses were against teams with a combined 28-5 record. They were the outright leader in wins by an FBS program in the state of North Carolina for the third straight year and either the outright leader or co-leader for the sixth straight year.


In 2021, the Mountaineers' 10-2 regular season included signature wins against in-state foe East Carolina (36,752 fans witnessed App State jump out to a 33-9 lead in Charlotte's Bank of America Stadium against the AAC's third-place finisher), longtime rival Marshall, 14th-ranked Coastal Carolina and Black Saturday rival Georgia Southern (the 27-3 win tied for App State's second-largest margin of victory over the Eagles).

Clark has helped lead record-setting runs to conference titles and bowl victories, not just at App State, where he played from 1994-98 and had served as an assistant since 2016, but also in four other leagues during his two decades of college coaching experience.

Working for championship-winning programs at Louisville and Eastern Kentucky before being part of a bowl win for Big Ten member Purdue and coaching at Kent State, Clark has been a vital part of App State's historic FBS success.

Clark graduated from App State with a bachelor's degree in criminal justice in 1998 and earned a master's degree in education from Louisville in 2003.

His wife, Jonelle, was a standout softball student-athlete at Eastern Kentucky and was inducted into EKU's Athletics Hall of Fame in 2008. The Clarks have two children: a daughter, Giana, and a son, Braxton.



COACH CLARK AT A GLANCE

Name Shawn Clark
Birthdate Aug. 16, 1975 (48 years old)
Hometown Charleston, W. Va.
High School George Washington
College App State, 1998
 (B.S., criminal justice)
Wife Jonelle (Csora)
Children Giana, Braxton
Twitter @coach_sclark

YEARS AS A PLAYER (OFFENSIVE GUARD)

| Year | Record | Honors |
|-------|---------------------|------------------------------------|
| 1994: | 9-4 | True freshman starter |
| 1995: | 12-1 (SoCon champs) | All-SoCon |
| 1996: | 7-4 | All-SoCon, Third-team All-American |
| 1997: | 7-4 | Redshirted |
| 1998: | 10-3 | All-SoCon, First-team All-American |

YEARS AS A COACH

| | |
|----------------------|-----------------------------------------------|
| 2001-02: | Louisville (Graduate Assistant) |
| 2003-08: | Eastern Kentucky (Offensive Line) |
| 2009-12: | Purdue (Offensive Line) |
| 2013-15: | Kent State (Offensive Line) |
| 2016-18: | App State (Co-Offensive Coordinator/OL) |
| 2019: | App State (Assistant Head Coach/OL) |
| 2020-present: | App State (Head Coach) |

ASSISTANT AT APP STATE (43-10 RECORD)

| Year | Overall | League (Finish) | Bowl (W/L) |
|------|---------|-------------------------------|--------------------|
| 2016 | 10-3 | 7-1 (T-1st) | Camellia (W) |
| 2017 | 9-4 | 7-1 (T-1st) | Dollar General (W) |
| 2018 | 11-2 | 7-1 (1st, SBC title game win) | New Orleans (W) |
| 2019 | 13-1 | 7-1 (1st, SBC title game win) | New Orleans (W) |

HEAD COACH AT APP STATE (31-17 RECORD)

| Year | Overall | League (Finish) | Bowl (W/L) |
|------|---------|--------------------------------|------------------|
| 2019 | 1-0 | Took over after regular season | New Orleans (W) |
| 2020 | 9-3 | 6-2 (2nd East, 3rd Overall) | Myrtle Beach (W) |
| 2021 | 10-4 | 7-1 (1st East, 2nd Overall) | Boca Raton (L) |
| 2022 | 6-6 | 3-5 (4th East) | |
| 2023 | 5-4 | 3-2 | |

APP STATE COACHING STAFF TV CHART/GAME DAY LOCATIONS

ON THE SIDELINES



SHAWN CLARK
Head Coach



SCOT SLOAN
Def. Coordinator/
Safeties




JUSTIN WATTS
Pass Game Coord./
Asst. HC/TEs



VICTOR CABRAL
Defensive
Line



MIKE CUMMINGS
Offensive
Line



TRAVIS CUNNINGHAM
Inside
Linebackers



LAWRENCE DAWSEY
Wide
Receivers



BRIAN HAINES
Special Teams/
Running Backs



AJ HOWARD
Outside
Linebackers

IN THE BOOTH

FRANK PONCE
Off. Coordinator/
Quarterbacks

ROD WEST
Def. Pass Game
Coord./CBs

ADDITIONAL FOOTBALL STAFF

| | |
|------------------------------------------------------------------|---------------------------|
| Director of Athletic Performance | Matt Greenhalgh |
| Senior Assistant to the Head Coach | Lance Ware |
| Associate Athletics Director for Football Operations | Nolan Jones |
| Director of Player Personnel/General Manager | Thomas Guerry |
| Director of Football Recruiting Operations | Maggie Folsom |
| Assistant Director of Player Personnel | John Sofe |
| Assistant Director of Player Personnel | Ian Martinez |
| Quality Control (Offense/Special Teams) | Al DeGraffenreid |
| Quality Control (Offense) | Trey Kavanaugh |
| Quality Control (Defense) | Thad Mangum |
| Quality Control (Defense) | Paul Padalino |
| Assistant Director of Football Athletic Performance | Romorious Westbrook |
| Assistant Director of Football Athletic Performance | Garrett Williams |
| Assistant Director of Football Athletic Performance | Josh Price |
| Graduate Assistant (Defense) | Justin Fields |
| Graduate Assistant (Defense) | Tanner Jackson |
| Graduate Assistant (Offense) | Brandon Pahl |
| Graduate Assistant (Offense) | KJ Parmer |
| Graduate Assistant (Operations) | Marin Parsley |
| Director of Student-Athlete Development | Dr. Robert Carlisle |
| Assistant A.D. for Sport Psychology and Mental Wellness | Jacob Cooper |
| Academic Services for Student-Athletes Assistant Director | Kayla Hill |
| Student-Athlete Leadership Coordinator | Reggie Hunt |
| Director of Athletics Performance Nutrition | Megan Morley |
| Student Life Coordinator | J.R. Reese |
| Director of Football Athletic Training Services | Taylor Young |
| Athletic Trainer | Jasmyn McLeod |
| Director of Football Video Operations/Technology | Joshua Hansen |
| Director of Football Creative Media | Griffin DeJoy |
| Director of Football Equipment | Shane Nelson |

GENERAL INFORMATION

| | |
|-----------------------------------------|-------------------------------------------------|
| Name | Appalachian State University (App State) |
| Location | Boone, N.C. |
| Founded | 1899 |
| Enrollment | 21,253 |
| Conference | Sun Belt (East Division) |
| Affiliation | NCAA Division I Football Bowl Subdivision |
| Nickname | Mountaineers |
| Colors | Black and Gold |
| Mascot | Yosef |
| Marching Band | Marching Mountaineers |
| Chancellor | Dr. Sheri Everts (Nebraska, 1980) |
| Athletics Director | Doug Gillin (SUNY Cortland, 1991) |
| Faculty Athletics Representative | René Salinas |
| Game Operations Director | Drew Jacobs |
| Stadium | Kidd Brewer Stadium |
| Capacity | 30,000 |
| Surface | AstroTurf 3D3 |
| Football Office Phone | 828-262-2501 |
| Ticket Office Phone | 828-262-7733 |
| Athletics Website | appstatesports.com |
| Athletics Twitter/X | @appstatesports |
| Football Twitter/X | @AppState_FB |
| Athletics Instagram | @appstatesports |
| Football Instagram | @appstate_fb |
| Athletics Facebook | facebook.com/appstatesports |
| Football Facebook | facebook.com/AppStateFootball |

FOOTBALL HISTORY

| | |
|---------------------------------------------------|-----------------------------------------------------------------------------------------------------------|
| First Year | 1928 |
| All-Time Record | 659-355-28 (94th season) |
| Conference Championships | 22 |
| North State (6) | 1931, '37, '39, '48, '50, '54 |
| Southern (12) | 1986, '87, '91, '95, '99, '05, '06, '07, '08, '09, '10, '12 |
| Sun Belt (4) | 2016, '17, '18, '19 |
| Division titles (Format began in 2018 — 3) | 2018, '19, '21 |
| NCAA Bowl Games | 7 |
| Years | 2015, '16, '17, '18, '19, '20, '21 |
| Record | 6-1 |
| Most Recent | 2021 Boca Raton Bowl |
| NCAA Division I FCS Playoff Appearances | 20 |
| Years | 1986, '87, '89, '91, '92, '94, '95, '98, '99, '00, '01, '02, '05, '06, '07, '08, '09, '10, '11, '12 |
| NCAA Division I FCS National Championships | 3 |
| Years | 2005, '06, '07 |
| NAIA Bowl Games | 9 |
| Record | 3-6 |
| Years | 1937, '38, '48, '49, '50 (2), '54 (2), '55 |
| All-Americans | 96 |
| Academic All-Americans | 7 |

TEAM INFORMATION

| | |
|--------------------------------------|-----------------|
| Basic Offense | Pro Tempo |
| Basic Defense | 3-4 |
| Letterwinners Returning/Lost | 56/40 |
| Offense | 23/22 |
| Defense | 30/17 |
| Specialists | 3/1 |
| Starters Returning/Lost | 11/13 |
| Offense | 6/5 |
| Defense | 4/7 |
| Specialists | 1/1 |
| Newcomers | 48 |
| December Signees (HS/JUCO) | 18 |
| Offense/Defense/Special Teams | 7/10/1 |
| Transfer Portal Signees | 14 |
| Offense/Defense/Special Teams | 7/7/0 |
| Others | 16 |

NUMERICAL ROSTER

| # | Name | Pos. | Ht. | Wt. | Yr./Elig. | Hometown/High School (Previous College) |
|----|---------------------|------|------|-----|---------------|---------------------------------------------------|
| 0 | Milan Tucker | WR | 5-11 | 180 | 5th-Yr. R-Jr. | Lehigh Acres, Fla./Fort Myers |
| 1 | Anderson Castle | RB | 6-0 | 220 | 4th-Yr. Jr. | Boone, N.C./Watauga |
| 2 | Tyrek Funderburk | CB | 6-0 | 185 | 6th-Yr. R-Sr. | Indian Trail, N.C./Metrolina Christian (Richmond) |
| 2 | Kaedin Robinson | WR | 6-2 | 205 | 5th-Yr. R-Jr. | Asheville, N.C./Christ School (UCF) |
| 3 | Ahmani Marshall | RB | 6-2 | 225 | 4th-Yr. Jr. | Winston-Salem, N.C./East Forsyth (Wake Forest) |
| 4 | Joey Aguilar | QB | 6-3 | 220 | Jr. | Antioch, Calif./Freedom (Diablo Valley C.C.) |
| 4 | Nick Ross | SAF | 5-11 | 190 | 5th-Yr. Sr. | Marietta, Ga./Kell |
| 5 | Michael Fletcher | DE | 6-6 | 275 | 5th-Yr. R-Jr. | Flint, Mich./Carman-Ainsworth (Michigan State) |
| 5 | Nate Noel | RB | 5-10 | 190 | 4th-Yr. Jr. | Miami, Fla./Northwestern |
| 6 | Dashaun Davis | WR | 5-9 | 175 | 5th-Yr. R-Jr. | Deerfield Beach, Fla./Deerfield Beach |
| 6 | EJ Jackson | SAF | 6-0 | 195 | 5th-Yr. Sr. | Belle Glade, Fla./Glades Central (Marshall) |
| 7 | Andrew Parker Jr. | ILB | 6-2 | 235 | 6th-Yr. R-Sr. | New Orleans, La./Sophie B. Wright (Arkansas) |
| 8 | Brendan Harrington | OLB | 6-1 | 230 | 5th-Yr. R-Jr. | Pittsboro, N.C./Northwood |
| 8 | Dalton Stroman | WR | 6-4 | 200 | R-So. | Rockingham, N.C./Richmond Sr. |
| 9 | Jarrett Paul | CB | 6-1 | 200 | 6th-Yr. R-Sr. | Brooklyn, N.Y./Paramus Catholic (Kansas) |
| 10 | Zahn Coakley | WR | 6-1 | 195 | Fr. | Dallas, Texas/The Oakridge School |
| 10 | DJ VanHook | CB | 5-10 | 185 | 5th-Yr. Sr. | Long Beach, Calif./Millikan (Long Beach City) |
| 11 | Jordan Favors | SAF | 5-11 | 195 | R-So. | Griffin, Ga./Griffin |
| 11 | Grant Tucker | WR | 6-3 | 190 | Fr. | Charlotte, N.C./Charlotte Christian |
| 12 | Shawn Collins | DE | 6-5 | 265 | 4th-Yr. R-So. | Montclair, N.J./Montclair (Rutgers) |
| 12 | Michael Hetzel | WR | 5-11 | 195 | 4th-Yr. R-So. | Charlotte, N.C./Ardrey Kell |
| 13 | Christian Horn | WR | 6-2 | 190 | 4th-Yr. Jr. | Columbia, S.C./Westwood |
| 13 | Trenton Alan Yowe | CB | 6-2 | 185 | 4th-Yr. R-So. | Calera, Ala./Calera (Coahoma C.C.) |
| 14 | Jayden Bethea | ILB | 6-1 | 230 | Fr. | Lawrenceville, Ga./Dacula |
| 14 | Kanye Roberts | RB | 5-11 | 200 | R-Fr. | Teachey, N.C./Wallace-Rose Hill |
| 15 | Thomas Davis | OLB | 6-2 | 235 | R-So. | Valdosta, Ga./Lowndes (Miami) |
| 15 | Makai Jackson | WR | 6-0 | 200 | So. | Croydon, Pa./Harry S. Truman (Saint Francis) |
| 16 | David Hernandez | QB | 6-0 | 210 | 5th-Yr. Sr. | Charlotte, N.C./Berry Academy |
| 16 | Omar Philyaw | CB | 5-10 | 180 | R-Fr. | Charlotte, N.C./Hough |
| 17 | Mason McHugh | QB | 6-2 | 195 | Fr. | Ferdinand, Idaho/IMG Academy |
| 17 | Jalik Thomas | SAF | 5-11 | 200 | 4th-Yr. Jr. | Macon, Ga./Central (Hutchinson C.C.) |
| 18 | Ryan Burger | QB | 6-3 | 205 | R-Fr. | Myrtle Beach, S.C./Myrtle Beach |
| 18 | James Edwards | CB | 5-10 | 190 | R-Fr. | Clewiston, Fla./Clewiston |
| 19 | Cameron Estep | QB | 6-0 | 190 | Fr. | Charlotte, N.C./Charlotte Christian |
| 19 | Ethan Johnson | CB | 5-11 | 195 | So. | Huntersville, N.C./Hough |
| 20 | Jaylon Calhoun | RB | 6-0 | 190 | Fr. | Lakeland, Ga./Lanier County |
| 21 | DJ Burks | SAF | 6-0 | 195 | R-Fr. | Maryville, Tenn./Maryville |
| 21 | Reece Larson | WR | 6-0 | 180 | R-Fr. | Wellington, Fla./Wellington |
| 22 | Cash McVay | K | 6-1 | 180 | R-So. | Anaheim, Calif./Servite |
| 22 | DJ Porter | CB | 6-0 | 175 | Fr. | Spartanburg, S.C./Dorman |
| 24 | Cahari Haynes | OLB | 6-1 | 220 | Fr. | Shelby, N.C./Burns |
| 25 | Jackson Greene | SAF | 5-11 | 195 | 5th-Yr. R-Jr. | Boone, N.C./Watauga |
| 26 | Caden Sullivan | OLB | 6-2 | 225 | R-So. | Spartanburg, S.C./Boiling Springs |
| 27 | Ronald Clarke | SAF | 6-0 | 200 | 4th-Yr. Jr. | Buford, Ga./Mill Creek |
| 27 | Michael Dipasquale | RB | 5-10 | 200 | Fr. | Wake Forest, N.C./Wake Forest |
| 28 | Zyeir Gamble | SAF | 5-10 | 185 | Fr. | Sumter, S.C./Sumter |
| 28 | Maquel Haywood | RB | 5-8 | 195 | Jr. | Wake Forest, N.C./Wake Forest (Navy) |
| 29 | Carter Everett | K | 5-10 | 195 | R-Fr. | Boone, N.C./Watauga |
| 29 | Santana Hopper | DT | 6-2 | 255 | R-Fr. | Shelby, N.C./Shelby |
| 30 | Carter Greene | SAF | 6-0 | 200 | R-Fr. | Shelby, N.C./Crest |
| 31 | Dyvon McKinney | SAF | 6-0 | 205 | 4th-Yr. R-So. | Asheboro, N.C./Asheboro (Mercer) |
| 33 | Derrell Farrar | ILB | 6-1 | 220 | R-Fr. | Loganville, Ga./Grayson |
| 34 | Colton Phares | SAF | 6-2 | 195 | Fr. | Beaufort, S.C./Beaufort |
| 35 | Dylan Castoria | TE | 6-2 | 235 | R-So. | Davidson, N.C./Community School of Davidson |
| 35 | Jack Scroggs | ILB | 6-1 | 235 | 5th-Yr. R-Jr. | Buford, Ga./Buford (Wofford) |
| 36 | Kevon Haigler | DE | 6-1 | 250 | 4th-Yr. Jr. | Hartsville, S.C./Hartsville |
| 37 | Andre Hamilton | SAF | 6-0 | 195 | 4th-Yr. R-So. | Concord, N.C./Jay M. Robinson |
| 39 | Tony Harris | CB | 5-10 | 175 | R-Fr. | Charlotte, N.C./Providence Day |
| 40 | Cole Becker | ILB | 6-2 | 235 | R-Fr. | Nashville, Tenn./Father Ryan |
| 41 | Conner Maynard | P | 6-3 | 200 | 5th-Yr. R-Jr. | Mooresville, N.C./Hough (Miami of Ohio) |
| 42 | Christian Johnstone | LS | 6-3 | 255 | 5th-Yr. R-Jr. | Loganville, Ga./Archer |
| 42 | Braxton Veiga | ILB | 6-1 | 215 | Fr. | Greensboro, N.C./Eastern Guilford |
| 43 | Ryan McKinnis | ILB | 6-2 | 225 | Fr. | Buford, Ga./Buford |
| 44 | Brodrick Gooch | OLB | 6-0 | 220 | R-Fr. | Cornelius, N.C./Hough |
| 44 | Jake Mann | LS | 5-9 | 235 | R-So. | Chapel Hill, N.C./Northwood (Oklahoma) |

ALPHABETICAL

| No. | Name | Pos. |
|-----|------------------------|------|
| 97 | Abrams-Verwayne, Kevin | DE |
| 4 | Aguilar, Joey | QB |
| 56 | Arnholt, Kyle | ILB |
| 40 | Becker, Cole | ILB |
| 47 | Bell, Romelo | OLB |
| 14 | Bethea, Jayden | ILB |
| 58 | Bradford, Blake | OL |
| 18 | Burger, Ryan | QB |
| 84 | Burkey, Ayden | WR |
| 21 | Burks, DJ | SAF |
| 20 | Calhoun, Jaylon | RB |
| 1 | Castle, Anderson | RB |
| 35 | Castoria, Dylan | TE |
| 91 | Clark, Markus | DT |
| 27 | Clarke, Ronald | SAF |
| 10 | Coakley, Zahn | WR |
| 12 | Collins, Shawn | DE |
| 75 | Daley, Damion | OL |
| 6 | Davis, Dashaun | WR |
| 77 | Davis, Daniel | OL |
| 15 | Davis, Thomas | OLB |
| 50 | Dingle-Prince, DeAndre | DE |
| 27 | Dipasquale, Michael | RB |
| 80 | Drag, Max | TE |
| 89 | Drews, August | TE |
| 18 | Edwards, James | CB |
| 19 | Estep, Cameron | QB |
| 29 | Everett, Carter | K |
| 33 | Farrar, Derrell | ILB |
| 11 | Favors, Jordan | SAF |
| 5 | Fletcher, Michael | DE |
| 2 | Funderburk, Tyrek | CB |
| 28 | Gamble, Zyeir | SAF |
| 53 | Gano, Jake | OL |
| 70 | Gentry, Thornton | OL |
| 81 | Gibbs, Miller | TE |
| 44 | Gooch, Brodrick | OLB |
| 25 | Greene, Jackson | SAF |
| 30 | Greene, Carter | SAF |
| 36 | Haigler, Kevon | DE |
| 88 | Hale, Luke | WR |
| 37 | Hamilton, Andre | SAF |
| 86 | Hamlett, Kanen | TE |
| 8 | Harrington, Brendan | OLB |
| 39 | Harris, Tony | CB |
| 24 | Haynes, Cahari | OLB |
| 28 | Haywood, Maquel | RB |
| 54 | Helms, Isaiah | OL |
| 16 | Hernandez, David | QB |
| 98 | Hertz, Jason | DT |
| 12 | Hetzel, Michael | WR |
| 29 | Hopper, Santana | DT |
| 13 | Horn, Christan | WR |
| 99 | Hughes, Michael | K |
| 15 | Jackson, Makai | WR |
| 6 | Jackson, EJ | SAF |
| 19 | Johnson, Ethan | CB |
| 90 | Johnson, Nate | OLB |
| 42 | Johnstone, Christian | LS |
| 95 | Kelley, Montez | DT |
| 49 | Lake, Mitchell | P |
| 85 | Larkins, David | TE |
| 21 | Larson, Reece | WR |
| 82 | Lawson Jr., Chris | WR |
| 52 | Leon, Orlando | OLB |

| # | Name | Pos. | Ht. | Wt. | Yr./Elig. | Hometown/High School (Previous College) |
|----|-----------------------|------|------|-----|---------------|----------------------------------------------------|
| 45 | Trevor Moffitt | ILB | 6-1 | 225 | R-So. | Bushnell, Fla./South Sumter |
| 46 | Isaiah McGuffin | ILB | 6-0 | 220 | Fr. | Winston-Salem, N.C./Oak Grove |
| 47 | Romelo Bell | OLB | 6-3 | 230 | Fr. | White Hall, Ark./Pulaski Academy |
| 48 | Deshawn McKnight | DL | 6-3 | 285 | Jr. | Sumter, S.C./Sumter |
| 49 | Mitchell Lake | P | 5-11 | 195 | Fr. | Brisbane, Australia/Saint Peters Lutheran |
| 49 | Randy Marion III | ILB | 6-0 | 205 | Fr. | Mooreville, N.C./IMG Academy |
| 50 | DeAndre Dingle-Prince | DE | 6-0 | 280 | 4th-Yr. Jr. | Sanford, N.C./Lee County |
| 51 | Cayden Sweatt | OL | 6-4 | 285 | Fr. | Bremen, Ga./Bremen |
| 52 | Orlando Leon | OLB | 6-2 | 225 | R-Fr. | Boone, N.C./Watauga |
| 53 | Jake Ganoe | OL | 6-2 | 280 | R-Fr. | Cary, N.C./Panther Creek |
| 54 | Isaiah Helms | OL | 6-3 | 295 | 5th-Yr. Sr. | Hudson, N.C./West Caldwell (Western Carolina) |
| 55 | Seth Williams | OL | 6-4 | 300 | 4th-Yr. R-So. | Statesville, N.C./Statesville |
| 56 | Kyle Arnholt | ILB | 6-2 | 225 | R-So. | Roanoke, Va./Lord Botetourt |
| 57 | Austin Shook | K | 6-0 | 205 | 4th-Yr. R-So. | Waxhaw, N.C./Parkwood |
| 58 | Blake Bradford | OL | 6-6 | 245 | Fr. | Denver, N.C./East Lincoln |
| 59 | Jack Murphy | OL | 6-4 | 295 | 4th-Yr. R-So. | Fairfax, Va./Bishop O'Connell (Marshall) |
| 60 | Ethan Ryan | OL | 6-3 | 290 | 4th-Yr. R-So. | Summerfield, N.C./No. Guilford (UNC Pembroke) |
| 62 | Bucky Williams | OL | 6-3 | 300 | 6th-Yr. R-Sr. | Ringgold, Ga./Ringgold (Austin Peay) |
| 63 | Jayden Ramsey | OL | 6-6 | 295 | R-So. | Anderson, S.C./Westside |
| 66 | Danny Stevens | OL | 6-4 | 265 | Fr. | Charlotte, N.C./Charlotte Christian |
| 70 | Thornton Gentry | OL | 6-4 | 305 | R-So. | Chapin, S.C./Chapin (NC State) |
| 72 | Markell Samuel | OL | 6-4 | 295 | 4th-Yr. R-So. | Fayetteville, N.C./E.E. Smith |
| 73 | Jaden Lindsay | OL | 6-3 | 300 | R-So. | Winston-Salem, N.C./East Forsyth |
| 74 | Griffin Scroggs | OL | 6-3 | 325 | R-Fr. | Grayson, Ga./Grayson (Georgia) |
| 75 | Damion Daley | OL | 6-4 | 300 | 6th-Yr. R-Sr. | Columbia, S.C./Ridge View (Georgia Military) |
| 76 | Logan Ridolph | OL | 6-5 | 295 | Fr. | Wesley Chapel, Fla./Wiregrass Ranch (Missouri St.) |
| 77 | Daniel Davis | OL | 6-6 | 275 | Fr. | Winston-Salem, N.C./Oak Grove |
| 78 | Joseph Solomon | OL | 6-5 | 275 | 4th-Yr. R-So. | Indianapolis, Ind./Bishop Chatard (Tulane) |
| 80 | Max Drag | TE | 6-4 | 235 | Fr. | Chapin, S.C./Chapin |
| 81 | Miller Gibbs | TE | 6-4 | 245 | 6th-Yr. R-Sr. | Davidson, N.C./Hough |
| 82 | Chris Lawson Jr. | WR | 6-0 | 180 | Fr. | Columbia, S.C./Ridge View |
| 83 | Coen Sutton | WR | 6-2 | 200 | R-So. | Charlotte, N.C./Hough |
| 84 | Ayden Burkey | WR | 5-11 | 175 | R-Fr. | Waxhaw, N.C./Myers Park (Virginia Tech) |
| 85 | David Larkins | TE | 6-5 | 255 | R-So. | Cincinnati, Ohio/Elder |
| 86 | Kanen Hamlett | TE | 6-4 | 240 | R-Fr. | Madison, Ala./Madison Academy |
| 87 | Eli Wilson | TE | 6-3 | 240 | 4th-Yr. Jr. | Piedmont, S.C./Wren |
| 88 | Luke Hale | WR | 6-3 | 190 | R-Fr. | Asheville, N.C./A.C. Reynolds |
| 88 | Donovan Spellman | OLB | 6-4 | 230 | So. | Greenville, N.C./Clayton |
| 89 | August Drews | TE | 6-5 | 245 | 4th-Yr. R-So. | Sarasota, Fla./Sarasota |
| 90 | Nate Johnson | OLB | 6-5 | 230 | Fr. | Gaffney, S.C./Gaffney |
| 91 | Markus Clark | DT | 6-1 | 290 | So. | Hoover, Ala./Hoover |
| 92 | AJ Mebane | DE | 6-3 | 250 | Fr. | Durham, N.C./Southern Durham |
| 94 | Stephen Passeggiata | DE | 6-2 | 250 | 4th-Yr. R-So. | Wellington, Fla./Wellington |
| 95 | Montez Kelley | DT | 6-5 | 250 | 4th-Yr. Jr. | Cincinnati, Ohio/Purcell Marian (Tiffin) |
| 96 | Josiah Wyatt | DE | 6-4 | 245 | R-Fr. | Buford, Ga./Buford |
| 97 | Kevin Abrams-Verwayne | DE | 6-3 | 240 | 4th-Yr. R-So. | Marietta, Ga./Marietta (Garden City C.C.) |
| 98 | Jason Hertz | DT | 6-4 | 250 | Fr. | Indian Trail, N.C./Porter Ridge |
| 99 | Michael Hughes | K | 6-3 | 190 | Jr. | Charleston, W.Va./George Washington |

| No. | Name | Pos. |
|-----|----------------------|------|
| 73 | Lindsay, Jaden | OL |
| 44 | Mann, Jake | LS |
| 49 | Marion III, Randy | ILB |
| 3 | Marshall, Ahmani | RB |
| 41 | Maynard, Conner | P |
| 46 | McGuffin, Isaiah | ILB |
| 17 | McHugh, Mason | QB |
| 31 | McKinney, Dyvon | SAF |
| 43 | McKinnis, Ryan | ILB |
| 48 | McKnight, Deshawn | DL |
| 22 | McVay, Cash | K |
| 92 | Mebane, AJ | DE |
| 45 | Moffitt, Trevor | ILB |
| 59 | Murphy, Jack | OL |
| 5 | Noel, Nate | RB |
| 7 | Parker Jr., Andrew | ILB |
| 94 | Passeggiata, Stephen | DE |
| 9 | Paul, Jarrett | CB |
| 34 | Phares, Colton | SAF |
| 16 | Philyaw, Omari | CB |
| 22 | Porter, DJ | CB |
| 63 | Ramsey, Jayden | OL |
| 76 | Ridolph, Logan | OL |
| 14 | Roberts, Kanye | RB |
| 2 | Robinson, Kaedin | WR |
| 4 | Ross, Nick | SAF |
| 60 | Ryan, Ethan | OL |
| 72 | Samuel, Markell | OL |
| 74 | Scroggs, Griffin | OL |
| 35 | Scroggs, Jack | ILB |
| 57 | Shook, Austin | K |
| 78 | Solomon, Joseph | OL |
| 88 | Spellman, Donovan | OLB |
| 66 | Stevens, Danny | OL |
| 8 | Stroman, Dalton | WR |
| 26 | Sullivan, Caden | OLB |
| 83 | Sutton, Coen | WR |
| 51 | Sweatt, Cayden | OL |
| 17 | Thomas, Jalik | SAF |
| 0 | Tucker, Milan | WR |
| 11 | Tucker, Grant | WR |
| 10 | VanHook, DJ | CB |
| 42 | Veiga, Braxton | ILB |
| 55 | Williams, Seth | OL |
| 62 | Williams, Bucky | OL |
| 87 | Wilson, Eli | TE |
| 96 | Wyatt, Josiah | DE |
| 13 | Yowe, Trenton Alan | CB |

PRONUNCIATION GUIDE

Appalachian app-uh-LATCH-in
 (Kevin) **Abrams-Verwayne** VUR-wayne
 (Joey) **Aguiar** AG-uh-lar
 (Jayden) **Betha** buh-THAY-uh
Jaylon (Calhoun) JAY-lun
Zahn (Coakley) zon
Dashaun (Davis) duh-SHAHN
 (Michael) **Dipasquale** dee-puh-SQUAL-ay
 (Cameron) **Estep** EE-step
Derrell Farrar duh-RELL furr-ARE
Tyrek (Funderburk) TIE-reek
Zyeir (Gamble) Zie-EAR
Kevin Haigler KEV-AHN HAY-glur
Cahari (Haynes) kuh-HARR-ee
Maquel (Haywood) muh-KELL
 (Michael) **Hetzel** HETZ-ull
Christan (Horn) like Christian
Ahmani (Marshall) uh-MAHN-ee

(Conner) **Maynard** MAY-nurd
Deshawn (McKnight) DAY-shahn
 (AJ) **Mebane** meh-ben
 (Trevor) **Moffitt** MOFF-it
 (Nate) **Noel** no-ELL
 (Stephen) **Passeggiata** pass-uh-gee-AH-tuh
 (Colton) **Phares** FAIR-es
Omari Philyaw oh-MAR-ee FILL-yaw
 (Logan) **Ridolph** RIDE-olph
Kaedin (Robinson) KAY-din
Coen (Sutton) COE-in
Jalik (Thomas) JAH-leak
Milan (Tucker) muh-LAHN
KaRon (White) kuh-RON
 (Trenton Alan) **Yowe** Yow (rhymes with Wow)

COACHES/STAFF

(Victor) **Cabral** cuh-BRAWL
 (Matt) **Greenhalgh** GREEN-hall

DEPTH CHART

OFFENSE

| Pos. | # | Player | Ht. | Wt. | Class |
|-------------|-----------------|------------------------|-------------|------------|------------------|
| LT | 70 | THORNTON GENTRY | 6-4 | 305 | R-SO. |
| | 72 | Markell Samuel | 6-4 | 295 | 4YR R-So. |
| LG | 75 | DAMION DALEY | 6-4 | 300 | 6YR R-SR. |
| | 74 | Griffin Scroggs | 6-3 | 325 | R-Fr. |
| C | 54 | ISAIAH HELMS | 6-3 | 295 | 5YR SR. |
| | 55 | Seth Williams | 6-4 | 300 | 4YR R-So. |
| RG | 62 | BUCKY WILLIAMS | 6-3 | 300 | 6YR R-Sr. |
| | 74 | Griffin Scroggs | 6-3 | 325 | R-Fr. |
| RT | 59 | JACK MURPHY | 6-4 | 295 | 4YR R-SO. |
| | 63 | Jayden Ramsey | 6-6 | 295 | R-So. |
| TE | 87 | ELI WILSON | 6-3 | 240 | 4YR JR. |
| | 85 | David Larkins | 6-5 | 255 | R-So. |
| | or 81 | Miller Gibbs | 6-4 | 245 | 6YR R-Sr. |
| QB | 4 | JOEY AGUILAR | 6-3 | 220 | JR. |
| | 16 | David Hernandez | 6-0 | 210 | 5YR Sr. |
| | or 17 | Mason McHugh | 6-2 | 195 | Fr. |
| RB | 5 | NATE NOEL | 5-10 | 190 | 4YR JR. |
| | 14 | Kanye Roberts | 5-11 | 200 | R-Fr. |
| | or 1 | Anderson Castle | 6-0 | 220 | 4YR Jr. |
| | 28 | Maquel Haywood | 5-8 | 195 | Jr. |
| or 3 | Ahmani Marshall | 6-2 | 225 | 4YR Jr. | |
| WR | 2 | KAEDIN ROBINSON | 6-2 | 205 | 5YR R-JR. |
| | 15 | Makai Jackson | 6-0 | 200 | So. |
| SLOT | 6 | DASHAUN DAVIS | 5-9 | 175 | 5YR R-JR |
| | 0 | Milan Tucker | 5-11 | 180 | 5YR R-Jr. |
| | 12 | Michael Hetzel | 5-11 | 195 | 4YR R-So. |
| WR | 13 | CHRISTAN HORN | 6-2 | 190 | 4YR JR. |
| | 8 | Dalton Stroman | 6-4 | 200 | R-So. |
| | 83 | Coen Sutton | 6-2 | 200 | R-So. |

SPECIALISTS

| Pos. | # | Player | Ht. | Wt. | Class |
|-----------|-----------|----------------------------|-------------|------------|------------------|
| PK | 99 | MICHAEL HUGHES | 6-3 | 190 | JR. |
| | 57 | Austin Shook | 6-0 | 205 | 4YR R-So. |
| KO | 99 | MICHAEL HUGHES | 6-3 | 190 | JR. |
| | 57 | Austin Shook | 6-0 | 205 | 4YR R-So. |
| P | 49 | MITCHELL LAKE | 5-11 | 195 | FR. |
| | 41 | Conner Maynard | 6-3 | 200 | 5YR R-Jr. |
| LS | 42 | CHRISTIAN JOHNSTONE | 6-3 | 255 | 5YR R-JR. |
| | 44 | Jake Mann | 5-9 | 235 | R-So. |
| H | 41 | CONNER MAYNARD | 6-3 | 200 | 5YR R-JR. |
| | 49 | Mitchell Lake | 5-11 | 195 | Fr. |
| KR | 0 | MILAN TUCKER | 5-11 | 180 | 5YR R-JR. |
| | 2 | Kaedin Robinson | 6-2 | 205 | 5YR R-Jr. |
| PR | 2 | KAEDIN ROBINSON | 6-2 | 205 | 5YR R-JR. |
| | 15 | Makai Jackson | 6-0 | 200 | So. |

DEFENSE

| Pos. | # | Player | Ht. | Wt. | Class |
|--------------------------------|---------------|------------------------------|-------------|------------|------------------|
| DE | 12 | SHAWN COLLINS | 6-5 | 265 | 4YR R-SO. |
| | 97 | Kevin Abrams-Verwayne | 6-3 | 240 | 4YR R-So. |
| or 36 | Kevon Haigler | 6-1 | 250 | 4YR Jr. | |
| NOSE | 91 | MARKUS CLARK | 6-1 | 290 | SO. |
| | or 29 | SANTANA HOPPER | 6-2 | 255 | R-FR. |
| 95 | Montez Kelley | 6-5 | 265 | 4YR Jr. | |
| DE | 50 | DEANDRE DINGLE-PRINCE | 6-0 | 280 | 4YR JR. |
| | 5 | Michael Fletcher | 6-6 | 275 | 5YR R-Jr. |
| | 96 | Josiah Wyatt | 6-4 | 245 | R-Fr. |
| OLB <small>DOG</small> | 90 | NATE JOHNSON | 6-5 | 230 | FR. |
| | or 15 | THOMAS DAVIS | 6-2 | 235 | R-SO |
| | 88 | Donovan Spellman | 6-4 | 230 | So. |
| ILB <small>MIKE</small> | 7 | ANDREW PARKER JR. | 6-2 | 235 | 6YR R-SR. |
| | 35 | Jack Scroggs | 6-1 | 235 | 5YR R-Jr. |
| | or 45 | Trevor Moffitt | 6-1 | 225 | R-So. |
| LB | 26 | CADEN SULLIVAN | 6-2 | 225 | R-SO. |
| | 44 | Brodrick Gooch | 6-0 | 220 | R-Fr. |
| LB | 56 | KYLE ARNHOLT | 6-2 | 225 | R-SO. |
| | 33 | Derrell Farrar | 6-1 | 220 | R-Fr. |
| CB | 2 | TYREK FUNDERBURK | 6-0 | 185 | 6YR R-SR. |
| | 13 | Trenton Alan Yowe | 6-2 | 185 | 4YR R-So. |
| | 9 | Jarrett Paul | 6-1 | 200 | 6YR R-Sr. |
| FS | 4 | NICK ROSS | 5-11 | 190 | 5YR SR. |
| | 25 | Jackson Greene | 5-11 | 195 | 5YR R-Jr. |
| | 21 | DJ Burks | 6-0 | 195 | R-Fr. |
| SS | 27 | RONALD CLARKE | 6-0 | 200 | 4YR JR. |
| | or 11 | JORDAN FAVORS | 5-11 | 195 | R-SO. |
| | 37 | Andre Hamilton | 6-0 | 195 | 4YR R-So. |
| CB | 19 | ETHAN JOHNSON | 5-11 | 195 | SO. |
| | 16 | Omari Philyaw | 5-10 | 180 | R-Fr. |
| NICKEL | 6 | EJ JACKSON | 6-0 | 195 | 5YR SR. |
| | or 17 | JALIK THOMAS | 5-11 | 200 | 4YR JR. |

WELCOME TO THE ROCK

ELEVATION 3,333 FT.



APP STATE RECORD AT KIDD BREWER STADIUM SINCE 2003: 119-22

In addition to boasting one of the most picturesque settings for college football with App State's campus and the natural beauty of the High Country serving as a backdrop, Kidd Brewer Stadium also stakes claim to being one of the toughest venues in the nation.

In its 62 season in the stadium, which opened as Conrad Stadium on Sept. 15, 1962, App State boasts a 272-80-5 all-time record at The Rock.

With the construction of the \$50 million north end zone facility, removal of the track and installation of new turf, The Rock had a new look in 2021, as the end zone facility opened for fans before a November 2020 game against Georgia State. Hall of Fame coach Jerry Moore was also honored before the 2021 opener at The Rock with a plaza and statue in his name.

The new end zone facility houses the football locker room, weight room, offices and team areas, as well as 1,000 club level seats, athletic training spaces, retail and dining service facilities.

The 2023 home win against East Carolina matched the 2022 home opener against North Carolina by drawing a stadium-record 40,168 fans, and every home game since the start of the 2022 season has had an attendance figure exceeding 30,000.

In 2022, App State set single-season school and Sun Belt records with an average home crowd of 33,566. The Mountaineers broke the previous league and program records of 30,441 they had established in 2021.

App State also led the Sun Belt Conference in home attendance in 2016, 2017 and 2019.

Kidd Brewer Stadium's official seating capacity was 16,650 in 2007, but several expansion projects, including construction of the 120,000-square-foot App State Athletics Center, have almost doubled the capacity.



TOP 10 HOME CROWDS

| | Atten. | Opponent | Result | Date |
|-----|---------|-----------------------|----------|----------------|
| T1) | 40,168 | East Carolina | W, 43-28 | Sept. 16, 2023 |
| T1) | 40,168 | North Carolina | L, 63-61 | Sept. 3, 2022 |
| 3) | 36,752* | ECU (Thurs.) | W, 33-19 | Sept. 2, 2021 |
| 4) | 36,075 | Gardner-Webb | W, 45-24 | Sept. 2, 2023 |
| 5) | 35,126 | Wake Forest | L, 20-19 | Sept. 23, 2017 |
| 6) | 34,658 | #25 Miami | L, 45-10 | Sept. 17, 2016 |
| 7) | 34,406 | Troy (GameDay) | W, 32-28 | Sept. 17, 2022 |
| 8) | 34,252 | Coastal (Tues.) | L, 27-23 | Oct. 10, 2023 |
| 9) | 34,057 | Marshall (Sat. night) | W, 31-9 | Nov. 4, 2023 |
| 10) | 33,248 | James Madison | L, 32-28 | Sept. 24, 2022 |

*Officially home game in Charlotte's Bank of America Stadium


KBS RECORDS SINCE 2003

| Year | Won | Lost | Tied | Pct. | Year | Won | Lost | Tied | Pct. |
|------|-----|------|------|-------|-----------------|------------|-----------|----------|-------------|
| 2003 | 5 | 0 | 0 | 1.000 | 2014 | 4 | 2 | 0 | .667 |
| 2004 | 6 | 0 | 0 | 1.000 | 2015 | 5 | 1 | 0 | .833 |
| 2005 | 7 | 0 | 0 | 1.000 | 2016 | 5 | 1 | 0 | .833 |
| 2006 | 9 | 0 | 0 | 1.000 | 2017 | 5 | 1 | 0 | .833 |
| 2007 | 8 | 1 | 0 | .889 | 2018 | 6 | 0 | 0 | 1.000 |
| 2008 | 7 | 1 | 0 | .875 | 2019 | 6 | 1 | 0 | .857 |
| 2009 | 6 | 1 | 0 | .857 | 2020 | 5 | 1 | 0 | .833 |
| 2010 | 7 | 1 | 0 | .875 | 2021 | 6 | 0 | 0 | 1.000 |
| 2011 | 6 | 1 | 0 | .857 | 2022 | 5 | 2 | 0 | .714 |
| 2012 | 4 | 3 | 0 | .571 | 2023 | 4 | 1 | 0 | .800 |
| 2013 | 2 | 4 | 0 | .333 | FBS | 51 | 10 | 0 | .836 |
| | | | | | All-Time | 272 | 80 | 5 | .769 |

FBS SUCCESS: 6 BOWL WINS, 4 SUN BELT TITLES

2021

RECORD: 10-4



The 30-27 home victory over Coastal Carolina in 2021 helped App State go 7-1 in the Sun Belt and win the East Division title.

2020

RECORD: 9-3



App State rushed for 500 yards, including 317 from Cam Peoples, in a 56-28 win over North Texas in the 2020 Myrtle Beach Bowl.

2019

RECORD: 13-1



Offensive linemen Ryan Neuzil (left) and Noah Hannon hold up the trophy after a 31-17 win over UAB in the New Orleans Bowl.



Jordan Fehr (center) leads the celebration following App State's 45-38 win against Louisiana in the 2019 Sun Belt title game.

2018

RECORD: 11-2



Led by interim head coach Mark Ivey, App State posted a 45-13 win against Middle Tennessee in the New Orleans Bowl.



Team captain MyQuon Stout lifts the trophy following a 30-19 win over Louisiana in the first-ever Sun Belt title game.

2017

RECORD: 9-4



App State shut out high-scoring Toledo en route to a 34-0 victory in the Dollar General Bowl in Mobile, Ala.



The Mountaineers clinched a Sun Belt title by closing the regular season with a 63-14 win against Louisiana on Senior Day.

2016

RECORD: 10-3




Thanks to a tiebreaking field goal with 5:41 left, App State won 31-28 against Toledo in a return trip to the Camellia Bowl.



Out in Las Cruces, N.M., App State earned a share of its first FBS league title with a win at former Sun Belt foe New Mexico State.

2015

RECORD: 11-2



Making its FBS postseason debut, App State kicked a 23-yard FG as time expired in a 31-29 win against Ohio in the Camellia Bowl.

NATE NOEL

#5 | 4TH-YEAR JR. | RB | 5-10 | 190 | MIAMI, FLA.

- Preseason watch lists for the Reese’s Senior Bowl, the Doak Walker Award and the Maxwell Award
- Has 14 career 100-yard games, including six straight leading up to his injury-shortened appearance against Coastal
- Was No. 2 nationally in rushing yards per game (130.2) and No. 1 in rushes (24.6) with games of 115, 127, 193, 107 and 109 yards before an injury limited him to one carry vs. Coastal, sidelined him vs. ODU and limited him to three carries against Southern Miss
- Opened 2023 with games of 24, 26, 25 and 30 carries after surpassing 20 just once in his first three seasons, with a pre-2023 high of 23 in 2021
- Despite missing three full games in 2022, rushed for a team-high 604 yards and six TDs with an average of 6.9 yards per carry
- In 2021, gave App State a 1,000-yard back for the 10th straight year



GAME-BY-GAME STATISTICS

| 2020 | Rush | Yds | TD | Rec | Yds | TD |
|-----------------|------|-----|----|-----|-----|----|
| Campbell | 14 | 131 | 1 | 0 | 0 | 0 |
| Arkansas State | 4 | 6 | 0 | 0 | 0 | 0 |
| at ULM | 5 | 15 | 0 | 0 | 0 | 0 |
| at Texas State | 3 | 23 | 0 | 1 | 16 | 0 |
| Georgia State | 5 | 8 | 0 | 0 | 0 | 0 |
| at Co. Carolina | 11 | 46 | 0 | 1 | 9 | 0 |
| Troy | 12 | 80 | 0 | 0 | 0 | 0 |
| Louisiana | 12 | 72 | 1 | 0 | 0 | 0 |
| at Ga. Southern | 13 | 103 | 1 | 0 | 0 | 0 |
| vs. North Texas | 3 | 26 | 0 | 0 | 0 | 0 |

| 2021 | Rush | Yds | TD | Rec | Yds | TD |
|--------------------|------|-----|----|-----|-----|----|
| East Carolina | 15 | 126 | 0 | 1 | 3 | 0 |
| at Miami (FL) | 16 | 51 | 0 | 2 | 11 | 0 |
| Elon | 17 | 73 | 0 | 1 | 4 | 0 |
| Marshall | 20 | 187 | 0 | 1 | -3 | 0 |
| at Georgia State | 12 | 74 | 1 | 2 | -1 | 0 |
| at Louisiana | 17 | 42 | 0 | 0 | 0 | 0 |
| Coastal Carolina | 16 | 82 | 0 | 0 | 0 | 0 |
| ULM | 17 | 132 | 1 | 0 | 0 | 0 |
| at Arkansas State | 23 | 122 | 1 | 0 | 0 | 0 |
| at Troy | 15 | 102 | 1 | 1 | 2 | 0 |
| Ga. Southern | 9 | 21 | 0 | 0 | 0 | 0 |
| at Louisiana (SBC) | 12 | 42 | 0 | 0 | 0 | 0 |
| WKU | 3 | 50 | 0 | 0 | 0 | 0 |

| 2022 | Rush | Yds | TD | Rec | Yds | TD |
|----------------|------|-----|---------|-----|-----|----|
| UNC | 14 | 116 | 2 | 2 | 17 | 0 |
| at Texas A&M | | | — DNP — | | | |
| Troy | | | — DNP — | | | |
| JMU | 6 | 13 | 1 | 0 | 0 | 0 |
| The Citadel | | | — DNP — | | | |
| at Texas State | 5 | 19 | 0 | 10 | 50 | 0 |
| Ga. State | 15 | 69 | 0 | 2 | 12 | 0 |
| Robert Morris | 5 | 88 | 0 | 1 | 5 | 0 |
| at CCU | 6 | 31 | 0 | 3 | 19 | 0 |

| | | | | | | |
|-----------------|----|-----|---|---|----|---|
| at Marshall | 18 | 72 | 0 | 2 | 7 | 0 |
| ODU | 6 | 25 | 0 | 2 | 1 | 0 |
| at Ga. Southern | 12 | 171 | 3 | 2 | 34 | 0 |

| 2023 | Rush | Yds | TD | Rec | Yds | TD |
|---------------|------|-----|---------|-----|-----|----|
| Gardner-Webb | 24 | 115 | 1 | 0 | 0 | 0 |
| at UNC | 26 | 127 | 2 | 1 | 9 | 0 |
| ECU | 25 | 193 | 1 | 3 | 18 | 0 |
| at Wyoming | 30 | 107 | 0 | 2 | 4 | 0 |
| at ULM | 18 | 109 | 0 | 3 | 16 | 0 |
| Coastal | 1 | 1 | 0 | 1 | 4 | 0 |
| at ODU | | | — DNP — | | | |
| Southern Miss | 3 | 8 | 0 | 0 | 0 | 0 |
| Marshall | 12 | 20 | 0 | 2 | 18 | 0 |

NATE NOEL'S CAREER STATISTICS

| Year | GP/GS | Rush | Yds | Avg. | TD | Rec | Yds | Avg. | TD |
|---------------|--------------|------------|--------------|------------|-----------|-----------|------------|------------|----------|
| 2020 | 10/0 | 82 | 510 | 6.2 | 3 | 2 | 25 | 12.5 | 0 |
| 2021 | 14/10 | 199 | 1,126 | 5.7 | 4 | 8 | 16 | 2.0 | 0 |
| 2022 | 9/5 | 87 | 604 | 6.9 | 6 | 24 | 145 | 6.0 | 0 |
| 2023 | 8/8 | 139 | 680 | 4.9 | 4 | 12 | 69 | 5.8 | 0 |
| Totals | 41/23 | 507 | 2,920 | 5.8 | 17 | 46 | 255 | 5.5 | 0 |

NATE NOEL CAREER HIGHS

| | |
|---------------|-----------------------------|
| Rushes | 30 (at Wyoming - 23) |
| Rushing yards | 193 (ECU - 23) |
| Rushing TDs | 3 (at Georgia Southern - 2) |

APP STATE CAREER RUSHING LEADERS

| | | | | |
|----|-------|------------------|-----------------|----------------|
| 1. | 5,103 | Marcus Cox | 901 att. | 2013-16 |
| 2. | 4,804 | Kevin Richardson | 897 att. | 2004-07 |
| 3. | 4,409 | John Settle | 891 att. | 1983-86 |
| 4. | 4,361 | Armanti Edwards | 755 att. | 2006-09 |
| 5. | 3,800 | Damon Scott | 745 att. | 1993-96 |
| 6. | 3,570 | Jalin Moore | 519 att. | 2015-18 |
| 7. | 3,472 | Chip Hooks | 676 att. | 1991-94 |
| 8. | 2,920 | Nate Noel | 507 att. | 2020-23 |
| 9. | 2,918 | Ritchie Melchor | 568 att. | 1986-89 |

1,000-YARD RUSHERS IN RECENT APP STATE HISTORY

| Year | Name(s) | Att. | Yds | Avg. | TDs | Year | Name(s) | Att. | Yds | Avg. | TDs | Year | Name(s) | Att. | Yds | Avg. | TDs |
|------|---------------|------|-------|------|-----|------|-----------------|------|-------|------|-----|------|-----------------|------|-------|------|-----|
| 2012 | Steven Miller | 239 | 1,368 | 5.7 | 11 | 2016 | Jalin Moore | 237 | 1,402 | 5.9 | 10 | 2019 | Darrynton Evans | 255 | 1,480 | 5.8 | 18 |
| 2013 | Marcus Cox | 245 | 1,250 | 5.1 | 15 | | Marcus Cox | 158 | 1,015 | 6.4 | 9 | 2020 | Camerun Peoples | 168 | 1,124 | 6.7 | 12 |
| 2014 | Marcus Cox | 255 | 1,415 | 5.5 | 19 | 2017 | Jalin Moore | 183 | 1,037 | 5.7 | 12 | 2021 | Nate Noel | 199 | 1,126 | 5.7 | 4 |
| 2015 | Marcus Cox | 243 | 1,423 | 5.9 | 9 | 2018 | Darrynton Evans | 179 | 1,187 | 6.6 | 7 | | | | | | |

NICK ROSS

#4 | 5TH-YEAR SR. | SAF | 5-11 | 190 | MARIETTA, GA.

- Leads active App State players with 61 career games played, including 24 career starts, and 219 career tackles
- Switched from strong safety to free safety after the 2022 season, following the arrival of new App State defensive coordinator Scot Sloan
- Led team with 13 tackles in the 2023 opener, intercepted a pass against ECU, had a team-high 10 stops at ULM and recorded his first career solo sack vs. Southern Miss
- Had team-leading 73 tackles in 2022 to go with 2.0 tackles for loss, three pass breakups, a forced fumble and an interception (to open the Robert Morris game)
- Also recorded double-digit tackles in wins against Troy (12 stops) and Old Dominion (11 stops)
- As a true freshman in 2019, made one of the biggest plays of App State's historic 13-1 season by returning an interception 20 yards for a touchdown to break a 6-6 tie late in the first half of a 20-15 win at South Carolina



OFFENSIVE LINE

- Nicknamed "The Bulls," App State's line returns three starters from a group that made the Joe Moore Award Midseason Honor Roll in 2022 after being a top-15 line in 2021, 2019 and 2018
- Isaiah Helms (center), Damion Daley (left guard) and Bucky Williams (right guard) started together in the last six games of 2022 and have thrived in Boone
- Helms has played 55 NCAA games, with starts in all 34 of his App State game appearances since leaving Western Carolina, and Daley has 48 FBS game appearances (35 starts at App State after being at Colorado State/Georgia Military College)
- Williams has played in 56 NCAA games (with 49 combined starts at App State/Austin Peay)
- Facing a UNC defense that had nine sacks and allowed minus-2 rushing yards against South Carolina, didn't allow any sacks and helped App State rush for 209 yards, then contributed to 239 rushing yards against ECU
- Five former App State linemen participated in NFL camps in August



2023-24 App State Football
Game Results
All games

Team Results

| | Date | Opponent | | Score | Overall | Conf | Time | Attend |
|---|------------|-------------------|------|-------|---------|------|------|--------|
| | 09/02/2023 | Gardner-Webb | W | 45-24 | 1-0 | 0-0 | 3:11 | 36075 |
| | 09/09/2023 | at North Carolina | Lot2 | 34-40 | 1-1 | 0-0 | 3:38 | 50500 |
| | 09/16/2023 | East Carolina | W | 43-28 | 2-1 | 0-0 | 3:55 | 40168 |
| | 09/23/2023 | at Wyoming | L | 19-22 | 2-2 | 0-0 | 3:22 | 21169 |
| * | 09/30/2023 | at ULM | W | 41-40 | 3-2 | 1-0 | 3:21 | 19919 |
| * | 10/10/2023 | Coastal Carolina | L | 24-27 | 3-3 | 1-1 | 3:28 | 34252 |
| * | 10/21/2023 | at Old Dominion | L | 21-28 | 3-4 | 1-2 | 3:26 | 20017 |
| * | 10/28/2023 | Southern Miss. | W | 48-38 | 4-4 | 2-2 | 3:41 | 32601 |
| * | 11/04/2023 | Marshall | W | 31-9 | 5-4 | 3-2 | 3:16 | 34057 |



2023-24 App State Football
Overall Team Statistics
All games

Team Statistics

| | APP | OPP |
|----------------------------------|----------------|----------------|
| Scoring | 306 | 256 |
| Points per game | 34.0 | 28.4 |
| Points Off Turnovers | 48 | 37 |
| First Downs | 217 | 181 |
| Rushing | 78 | 88 |
| Passing | 120 | 82 |
| Penalty | 19 | 11 |
| Rushing Yardage | 1585 | 1761 |
| Yards gained rushing | 1725 | 2004 |
| Yards lost rushing | 140 | 243 |
| Rushing attempts | 353 | 321 |
| Average per rush | 4.5 | 5.5 |
| Average per game | 176.1 | 195.7 |
| TDs Rushing | 13 | 20 |
| Passing Yardage | 2475 | 1881 |
| Comp-Att-Int | 189-298-6 | 167-271-10 |
| Average per pass | 8.3 | 6.9 |
| Average per catch | 13.1 | 11.3 |
| Average per game | 275.0 | 209.0 |
| TDs Passing | 24 | 10 |
| Total offense | 4060 | 3642 |
| Total plays | 651 | 592 |
| Average per play | 6.2 | 6.2 |
| Average per game | 451.1 | 404.7 |
| Kick returns: #-Yards | 17-418 | 19-346 |
| Punt returns: #-Yards | 1-23 | 9-60 |
| Int returns: #-Yards | 10-124 | 6-46 |
| Kick return average | 24.6 | 18.2 |
| Punt return average | 23.0 | 6.7 |
| Int return average | 12.4 | 7.7 |
| Fumbles-Lost | 16-6 | 3-3 |
| Penalties-Yards | 41-372 | 66-624 |
| Average per game | 41.3 | 69.3 |
| Punts-Yards | 34-1305 | 40-1650 |
| Average per punt | 38.4 | 41.3 |
| Net punt average | 36.0 | 39.7 |
| Kickoffs-Yards | 57-3477 | 48-2885 |
| Average per kick | 61.0 | 60.1 |
| Net kick average | 41.0 | 37.4 |
| Time of possession / game | 31:20 | 28:06 |
| 3rd-down conversion | 52/124 | 47/114 |
| 3rd-down pct | 42% | 41% |
| 4th-down conversion | 15/22 | 5/14 |



**2023-24 App State Football
Overall Team Statistics
All games**

| | APP | OPP |
|------------------------------------|---------------------|--------------------|
| 4th-down pct | 68% | 36% |
| Sacks by-Yards | 24-184 | 13-46 |
| Misc Yards | 0 | 0 |
| Touchdowns scored | 39 | 33 |
| Field goals - attempts | 12-15 | 9-12 |
| On-Side kicks | 0-0 | 0-0 |
| Red-zone scores | (30-34) 88% | (29-35) 83% |
| Red-zone touchdowns | (22-34) 65% | (22-35) 63% |
| PAT-attempts | (36-36) 100% | (27-28) 96% |
| 2-point conversion-attempts | (0-3) 0% | (2-5) 40% |
| Attendance | 177153 | 111605 |
| Games / Avg per game | 5/35431 | 4/27901 |
| Neutral site games | - | 0/0 |

Score by Periods

| Team | 1st | 2nd | 3rd | 4th | OT | TOT |
|-------------|------------|------------|------------|------------|-----------|------------|
| App State | 51 | 88 | 86 | 74 | 7 | 306 |
| Opponents | 42 | 95 | 66 | 40 | 13 | 256 |



**2023-24 App State Football
Individual Statistics
All games**

Rushing

| Player | gp | att | gain | loss | net | avg | td | lg | avg/g |
|------------------|----------|------------|-------------|------------|-------------|------------|-----------|-----------|--------------|
| Nate Noel | 8 | 139 | 693 | 13 | 680 | 4.9 | 4 | 68 | 85.0 |
| Kanye Roberts | 9 | 75 | 416 | 9 | 407 | 5.4 | 3 | 61 | 45.2 |
| Joey Aguilar | 9 | 58 | 292 | 53 | 239 | 4.1 | 2 | 25 | 26.6 |
| Maquel Haywood | 9 | 49 | 226 | 12 | 214 | 4.4 | 1 | 20 | 23.8 |
| Ahmani Marshall | 9 | 16 | 68 | 5 | 63 | 3.9 | 2 | 11 | 7.0 |
| Dashaun Davis | 9 | 1 | 10 | 0 | 10 | 10.0 | 0 | 10 | 1.1 |
| Anderson Castle | 1 | 3 | 7 | 0 | 7 | 2.3 | 0 | 4 | 7.0 |
| Milan Tucker | 9 | 3 | 3 | 13 | -10 | -3.3 | 1 | 3 | -1.1 |
| Ryan Burger | 1 | 4 | 10 | 20 | -10 | -2.5 | 0 | 10 | -10.0 |
| Team | 9 | 5 | 0 | 15 | -15 | -3.0 | 0 | 0 | -1.7 |
| Total | 9 | 353 | 1725 | 140 | 1585 | 4.5 | 13 | 68 | 176.1 |
| Opponents | 9 | 321 | 2004 | 243 | 1761 | 5.5 | 20 | 75 | 195.7 |

Passing

| Player | gp | effic | comp-att-int | pct | yds | td | lg | avg/g |
|------------------|----------|--------------|-------------------|-------------|-------------|-----------|-----------|--------------|
| Joey Aguilar | 9 | 156.5 | 182-286-6 | 63.6 | 2402 | 23 | 69 | 266.9 |
| Ryan Burger | 1 | 149.4 | 7-11-0 | 63.6 | 73 | 1 | 24 | 73.0 |
| Team | 9 | 0.0 | 0-1-0 | 0.0 | 0 | 0 | 0 | 0.0 |
| Total | 9 | 155.7 | 189-298-6 | 63.4 | 2475 | 24 | 69 | 275.0 |
| Opponents | 9 | 124.7 | 167-271-10 | 61.6 | 1881 | 10 | 63 | 209.0 |

Receiving

| Player | gp | no. | yds | avg | td | lg | avg/g |
|------------------|----------|------------|-------------|-------------|-----------|-----------|--------------|
| Kaedin Robinson | 9 | 37 | 512 | 13.8 | 5 | 34 | 56.9 |
| Christan Horn | 9 | 27 | 456 | 16.9 | 5 | 52 | 50.7 |
| Dashaun Davis | 9 | 24 | 320 | 13.3 | 3 | 57 | 35.6 |
| Eli Wilson | 9 | 21 | 192 | 9.1 | 3 | 32 | 21.3 |
| Milan Tucker | 9 | 18 | 258 | 14.3 | 1 | 69 | 28.7 |
| Nate Noel | 8 | 12 | 69 | 5.8 | 0 | 15 | 8.6 |
| Dalton Stroman | 8 | 12 | 202 | 16.8 | 2 | 43 | 25.3 |
| Makai Jackson | 9 | 12 | 218 | 18.2 | 1 | 67 | 24.2 |
| David Larkins | 6 | 8 | 58 | 7.3 | 3 | 15 | 9.7 |
| Michael Hetzel | 9 | 7 | 78 | 11.1 | 1 | 22 | 8.7 |
| Kanye Roberts | 9 | 7 | 51 | 7.3 | 0 | 18 | 5.7 |
| Miller Gibbs | 5 | 4 | 61 | 15.3 | 0 | 26 | 12.2 |
| Total | 9 | 189 | 2475 | 13.1 | 24 | 69 | 275.0 |
| Opponents | 9 | 167 | 1881 | 11.3 | 10 | 63 | 209.0 |

Punt Returns

| Player | no. | yds | avg | td | lg |
|------------------|----------|-----------|-------------|----------|-----------|
| Kaedin Robinson | 1 | 23 | 23.0 | 0 | 23 |
| Total | 1 | 23 | 23.0 | 0 | 23 |
| Opponents | 9 | 60 | 6.7 | 0 | 16 |

Interceptions

| Player | no. | yds | avg | td | lg |
|------------------|-----------|------------|-------------|----------|-----------|
| Jordan Favors | 3 | 20 | 6.7 | 0 | 20 |
| Tyrek Funderburk | 2 | 41 | 20.5 | 2 | 23 |
| Nick Ross | 1 | 0 | 0.0 | 0 | 0 |
| Jackson Greene | 1 | 25 | 25.0 | 0 | 25 |
| Jack Scroggs | 1 | 12 | 12.0 | 0 | 12 |
| Omari Philyaw | 1 | 26 | 26.0 | 0 | 26 |
| Donovan Spellman | 1 | 0 | 0.0 | 0 | 0 |
| Total | 10 | 124 | 12.4 | 2 | 26 |
| Opponents | 6 | 46 | 7.7 | 1 | 20 |

Kick Returns

| Player | no. | yds | avg | td | lg |
|------------------|-----------|------------|-------------|----------|-----------|
| Milan Tucker | 16 | 409 | 25.6 | 0 | 48 |
| Makai Jackson | 1 | 9 | 9.0 | 0 | 9 |
| Total | 17 | 418 | 24.6 | 0 | 48 |
| Opponents | 19 | 346 | 18.2 | 0 | 31 |

Fumble Returns

| Player | no. | yds | avg | td | lg |
|-----------------------|----------|----------|------------|----------|----------|
| Montez Kelley | 1 | 0 | 0.0 | 0 | 0 |
| Michael Fletcher | 1 | 0 | 0.0 | 0 | 0 |
| DeAndre Dingle-Prince | 1 | 0 | 0.0 | 0 | 0 |
| Total | 3 | 0 | 0.0 | 0 | 0 |
| Opponents | 6 | 2 | 0.3 | 1 | 2 |



**2023-24 App State Football
Individual Statistics
All games**

Scoring

| Player | td | fg | PAT | | | | dxp | saf | pts |
|------------------|-----------|--------------|--------------|----------|----------|----------|----------|----------|------------|
| | | | kick | rush | rcv | pass | | | |
| Michael Hughes | - | 12-15 | 36-36 | - | - | - | - | - | 72 |
| Christan Horn | 5 | - | - | - | - | - | - | - | 30 |
| Kaedin Robinson | 5 | - | - | - | - | - | - | - | 30 |
| Nate Noel | 4 | - | - | - | - | - | - | - | 24 |
| Dashaun Davis | 3 | - | - | - | - | - | - | - | 18 |
| Eli Wilson | 3 | - | - | - | - | - | - | - | 18 |
| David Larkins | 3 | - | - | - | - | - | - | - | 18 |
| Kanye Roberts | 3 | - | - | - | - | - | - | - | 18 |
| Milan Tucker | 2 | - | - | - | - | - | - | - | 12 |
| Tyrek Funderburk | 2 | - | - | - | - | - | - | - | 12 |
| Ahmani Marshall | 2 | - | - | - | - | - | - | - | 12 |
| Dalton Stroman | 2 | - | - | - | - | - | - | - | 12 |
| Joey Aguilar | 2 | - | - | - | - | - | - | - | 12 |
| Michael Hetzel | 1 | - | - | - | - | - | - | - | 6 |
| Maquel Haywood | 1 | - | - | - | - | - | - | - | 6 |
| Makai Jackson | 1 | - | - | - | - | - | - | - | 6 |
| Total | 39 | 12-15 | 36-36 | 0 | 0 | 0 | 0 | 0 | 306 |
| Opponents | 33 | 9-12 | 27-28 | 0 | 2 | 2 | 0 | 0 | 256 |

Field Goals

| Player | fg | pct. | 01-19 | 20-29 | 30-39 | 40-49 | 50-99 | lg | blk |
|------------------|-------------|-------------|------------|------------|------------|------------|------------|-----------|----------|
| Michael Hughes | 12-15 | 80.0 | 0-0 | 5-5 | 3-3 | 2-5 | 2-2 | 54 | 1 |
| Opponents | 9-12 | 75.0 | 0-0 | 1-1 | 4-6 | 4-4 | 0-1 | 47 | 0 |

FG Sequence

| Team Name | App State | Opponents |
|------------------|------------------------|--------------|
| Gardner-Webb | 44,(43) | (37) |
| North Carolina | 47,(46),(33) | (47),(31),39 |
| East Carolina | (36) | |
| Wyoming | (25),(28),(20),(50),47 | |
| ULM | (28),(54) | |
| Coastal Carolina | (29) | (33),(24) |
| Marshall | (32) | (33) |
| Old Dominion | | (47),(46) |
| Southern Miss. | | 31,(42),50 |

Numbers in parentheses indicate field goal was made

Total Offense

| Player | g | plays | rush | pass | total | avg/g |
|------------------|----------|------------|-------------|-------------|-------------|--------------|
| Joey Aguilar | 9 | 344 | 239 | 2402 | 2641 | 293.4 |
| Nate Noel | 8 | 139 | 680 | 0 | 680 | 85.0 |
| Kanye Roberts | 9 | 75 | 407 | 0 | 407 | 45.2 |
| Maquel Haywood | 9 | 49 | 214 | 0 | 214 | 23.8 |
| Ahmani Marshall | 9 | 16 | 63 | 0 | 63 | 7.0 |
| Ryan Burger | 1 | 15 | -10 | 73 | 63 | 63.0 |
| Dashaun Davis | 9 | 1 | 10 | 0 | 10 | 1.1 |
| Anderson Castle | 1 | 3 | 7 | 0 | 7 | 7.0 |
| Milan Tucker | 9 | 3 | -10 | 0 | -10 | -1.1 |
| Team | 9 | 0 | -15 | 0 | -15 | -1.7 |
| Total | 9 | 651 | 1585 | 2475 | 4060 | 451.1 |
| Opponents | 9 | 592 | 1761 | 1881 | 3642 | 404.7 |

Punting

| Player | no. | yds | avg | lg | tb | fc | i20 | 50+ | blk |
|------------------|-----------|-------------|-------------|-----------|----------|-----------|-----------|----------|----------|
| Mitchell Lake | 34 | 1305 | 38.4 | 56 | 1 | 14 | 12 | 2 | 0 |
| Total | 34 | 1305 | 38.4 | 56 | 1 | 14 | 12 | 2 | 0 |
| Opponents | 40 | 1650 | 41.3 | 61 | 2 | 23 | 9 | 7 | 0 |

Kickoffs

| Player | no. | yds | avg | tb | ob | retn | net | ydIn |
|------------------|-----------|-------------|-------------|-----------|----------|-----------|-------------|-----------|
| Michael Hughes | 57 | 3477 | 61.0 | 23 | 1 | | | |
| Total | 57 | 3477 | 61.0 | 23 | 1 | 19 | 41 | 24 |
| Opponents | 48 | 2885 | 60.1 | 29 | 2 | 17 | 37.4 | 27 |

All Purpose

| Player | g | rush | rcv | pr | kr | ir | total | avg/g |
|------------------|----------|-------------|-------------|-----------|------------|------------|-------------|--------------|
| Nate Noel | 8 | 680 | 69 | 0 | 0 | 0 | 749 | 93.6 |
| Milan Tucker | 9 | -10 | 258 | 0 | 409 | 0 | 657 | 73.0 |
| Kaedin Robinson | 9 | 0 | 512 | 23 | 0 | 0 | 535 | 59.4 |
| Kanye Roberts | 9 | 407 | 51 | 0 | 0 | 0 | 458 | 50.9 |
| Christan Horn | 9 | 0 | 456 | 0 | 0 | 0 | 456 | 50.7 |
| Dashaun Davis | 9 | 10 | 320 | 0 | 0 | 0 | 330 | 36.7 |
| Joey Aguilar | 9 | 239 | 0 | 0 | 0 | 0 | 239 | 26.6 |
| Makai Jackson | 9 | 0 | 218 | 0 | 9 | 0 | 227 | 25.2 |
| Maquel Haywood | 9 | 214 | 0 | 0 | 0 | 0 | 214 | 23.8 |
| Dalton Stroman | 8 | 0 | 202 | 0 | 0 | 0 | 202 | 25.3 |
| Eli Wilson | 9 | 0 | 192 | 0 | 0 | 0 | 192 | 21.3 |
| Michael Hetzel | 9 | 0 | 78 | 0 | 0 | 0 | 78 | 8.7 |
| Ahmani Marshall | 9 | 63 | 0 | 0 | 0 | 0 | 63 | 7.0 |
| Miller Gibbs | 5 | 0 | 61 | 0 | 0 | 0 | 61 | 12.2 |
| David Larkins | 6 | 0 | 58 | 0 | 0 | 0 | 58 | 9.7 |
| Tyrek Funderburk | 9 | 0 | 0 | 0 | 0 | 41 | 41 | 4.6 |
| Omari Philyaw | 6 | 0 | 0 | 0 | 0 | 26 | 26 | 4.3 |
| Jackson Greene | 9 | 0 | 0 | 0 | 0 | 25 | 25 | 2.8 |
| Jordan Favors | 9 | 0 | 0 | 0 | 0 | 20 | 20 | 2.2 |
| Jack Scroggs | 6 | 0 | 0 | 0 | 0 | 12 | 12 | 2.0 |
| Anderson Castle | 1 | 7 | 0 | 0 | 0 | 0 | 7 | 7.0 |
| Ryan Burger | 1 | -10 | 0 | 0 | 0 | 0 | -10 | -10.0 |
| Team | 9 | -15 | 0 | 0 | 0 | 0 | -15 | -1.7 |
| Total | 9 | 1585 | 2475 | 23 | 418 | 124 | 4625 | 513.9 |
| Opponents | 9 | 1761 | 1881 | 60 | 346 | 46 | 4094 | 454.9 |



**2023-24 App State Football
Overall Defense Statistics
All games**

Team Defense

| # | Player | gp | Tackles | | | | Sacks | Pass defense | | | Fumbles | | blkd | |
|---------------|-----------------------|----------|------------|------------|------------|---------------|---------------|---------------|-----------|-----------|------------|----------|----------|----------|
| | | | ua | a | tot | tfl/yds | no-yds | int-yds | brup | qbh | fr-yds | ff | kick | saf |
| 7 | Andrew Parker Jr. | 9 | 35 | 41 | 76 | 4-24 | 2-19 | . | 1 | 3 | . | . | . | . |
| 4 | Nick Ross | 9 | 30 | 38 | 68 | 3-12 | 1.5-8 | 1-0 | 3 | 1 | . | . | . | . |
| 33 | Derrell Farrar | 8 | 14 | 23 | 37 | 2-4 | 0.5-3 | . | . | 2 | . | . | . | . |
| 19 | Ethan Johnson | 9 | 26 | 9 | 35 | 1.5-2 | . | . | 8 | . | . | . | . | . |
| 26 | Caden Sullivan | 9 | 16 | 16 | 32 | 3-12 | 1-9 | . | . | 1 | . | 1 | . | . |
| 90 | Nate Johnson | 8 | 11 | 19 | 30 | 6-51 | 5-50 | . | 1 | 4 | . | . | . | . |
| 2 | Tyrek Funderburk | 9 | 15 | 14 | 29 | 2-6 | 0.5-4 | 2-41 | 4 | . | . | . | . | . |
| 11 | Jordan Favors | 9 | 17 | 10 | 27 | 2.5-6 | . | 3-20 | 5 | 2 | . | 1 | 1 | . |
| 12 | Shawn Collins | 9 | 6 | 17 | 23 | 4-16 | 2.5-14 | . | . | 8 | . | . | . | . |
| 29 | Santana Hopper | 9 | 11 | 12 | 23 | 4.5-20 | 1.5-10 | . | . | 2 | . | . | . | . |
| 50 | DeAndre Dingle-Prince | 9 | 5 | 14 | 19 | 3.5-7 | . | . | . | 1 | 1-0 | . | . | . |
| 56 | Kyle Arnholt | 8 | 9 | 9 | 18 | 1-1 | 1-1 | . | . | 1 | . | . | . | . |
| 6 | EJ Jackson | 4 | 10 | 7 | 17 | 2-6 | . | . | 3 | . | . | . | . | . |
| 25 | Jackson Greene | 9 | 9 | 7 | 16 | 1-1 | . | 1-25 | . | . | . | . | . | . |
| 15 | Thomas Davis | 9 | 9 | 7 | 16 | 1-8 | 1-8 | . | . | 1 | . | . | . | . |
| 91 | Markus Clark | 8 | 3 | 12 | 15 | 2-10 | 1-7 | . | . | 3 | . | . | . | . |
| 5 | Michael Fletcher | 9 | 5 | 8 | 13 | 1-6 | 1-6 | . | 1 | 6 | 1-0 | . | . | . |
| 17 | Jalik Thomas | 9 | 7 | 5 | 12 | . | . | . | 1 | . | . | . | . | . |
| 27 | Ronald Clarke | 8 | 3 | 9 | 12 | 0.5-0 | . | . | 2 | . | . | . | . | . |
| 9 | Jarrett Paul | 7 | 8 | 3 | 11 | . | . | . | . | . | . | . | . | . |
| 44 | Brodrick Gooch | 9 | 3 | 7 | 10 | 1.5-15 | 1-14 | . | . | . | . | . | . | . |
| 8 | Brendan Harrington | 2 | 7 | 3 | 10 | 2.5-8 | 1-5 | . | . | 1 | . | . | . | . |
| 97 | Kevin Abrams-Verwayne | 8 | 4 | 6 | 10 | 2-2 | 0.5-1 | . | . | 2 | . | 1 | . | . |
| 95 | Montez Kelley | 8 | 2 | 6 | 8 | 0.5-3 | 0.5-3 | . | . | . | 1-0 | . | . | . |
| 88 | Donovan Spellman | 8 | 2 | 3 | 5 | 1-5 | 1-5 | 1-0 | . | . | . | . | . | . |
| 37 | Andre Hamilton | 8 | . | 4 | 4 | . | . | . | . | . | . | . | . | . |
| 16 | Omari Philyaw | 6 | 4 | . | 4 | . | . | 1-26 | . | . | . | . | . | . |
| 36 | Kevon Haigler | 9 | . | 4 | 4 | 0.5-7 | 0.5-7 | . | . | 1 | . | . | . | . |
| 35 | Jack Scroggs | 6 | 1 | 3 | 4 | . | . | 1-12 | . | . | . | . | . | . |
| 45 | Trevor Moffitt | 6 | 3 | . | 3 | 1-2 | . | . | . | . | . | . | . | . |
| 0 | Milan Tucker | 9 | 2 | . | 2 | . | . | . | . | . | . | . | . | . |
| 13 | Christan Horn | 9 | 1 | 1 | 2 | . | . | . | . | . | . | . | . | . |
| 42 | Christian Johnstone | 9 | 1 | 1 | 2 | . | . | . | . | . | . | . | . | . |
| 13 | Trenton Alan Yowe | 9 | 2 | . | 2 | 1-10 | 1-10 | . | . | . | . | . | . | . |
| 24 | Cahari Haynes | 3 | 2 | . | 2 | . | . | . | . | . | . | . | . | . |
| 14 | Kanye Roberts | 9 | 1 | 1 | 2 | . | . | . | . | . | . | . | . | . |
| 87 | Eli Wilson | 9 | 2 | . | 2 | . | . | . | . | . | . | . | . | . |
| 4 | Joey Aguilar | 9 | 1 | . | 1 | . | . | . | . | . | . | . | . | . |
| 5 | Nate Noel | 8 | . | 1 | 1 | . | . | . | . | . | . | . | . | . |
| 6 | Dashaun Davis | 9 | 1 | . | 1 | . | . | . | . | . | . | . | . | . |
| 55 | Seth Williams | 2 | . | 1 | 1 | . | . | . | . | . | . | . | . | . |
| 21 | DJ Burks | 9 | . | 1 | 1 | . | . | . | . | 1 | . | . | . | . |
| 96 | Josiah Wyatt | 3 | . | 1 | 1 | 0.5-1 | . | . | . | . | . | . | . | . |
| 3 | Ahmani Marshall | 9 | . | 1 | 1 | . | . | . | . | . | . | . | . | . |
| Totals | | 9 | 288 | 326 | 614 | 55-245 | 24-184 | 10-124 | 29 | 40 | 3-0 | 3 | 1 | 0 |
| Opponents | | 9 | 322 | 348 | 670 | 36-116 | 13-46 | 6-46 | 38 | 36 | 6-2 | 9 | 1 | 0 |



**2023-24 App State Football
Passing Game-by-Game
All games**

| #4 Joey Aguilar | Comp | Att | Int | Pct | Yards | TD | Long | Sacked | Effic. |
|------------------|------------|------------|----------|-------------|-------------|-----------|-----------|--------------|--------------|
| Gardner-Webb | 11 | 13 | 0 | 84.6 | 174 | 4 | 43 | 0-0 | 298.6 |
| North Carolina | 22 | 43 | 1 | 51.2 | 275 | 2 | 34 | 0-0 | 115.6 |
| East Carolina | 17 | 29 | 1 | 58.6 | 241 | 3 | 35 | 1-4 | 155.7 |
| Wyoming | 22 | 40 | 1 | 55.0 | 200 | 0 | 23 | 1-3 | 92.0 |
| ULM | 27 | 39 | 2 | 69.2 | 335 | 3 | 52 | 1-3 | 156.5 |
| Coastal Carolina | 18 | 31 | 0 | 58.1 | 305 | 2 | 69 | 0-0 | 162.0 |
| Old Dominion | 22 | 31 | 0 | 71.0 | 252 | 2 | 28 | 1-2 | 160.5 |
| Southern Miss. | 23 | 33 | 1 | 69.7 | 391 | 4 | 57 | 4-13 | 203.2 |
| Marshall | 20 | 27 | 0 | 74.1 | 229 | 3 | 29 | 3-13 | 182.0 |
| Totals | 182 | 286 | 6 | 63.6 | 2402 | 23 | 69 | 11-38 | 156.5 |

| #18 Ryan Burger | Comp | Att | Int | Pct | Yards | TD | Long | Sacked | Effic. |
|-----------------|----------|-----------|----------|-------------|-----------|----------|-----------|------------|--------------|
| Gardner-Webb | 7 | 11 | 0 | 63.6 | 73 | 1 | 24 | 2-8 | 149.4 |
| Totals | 7 | 11 | 0 | 63.6 | 73 | 1 | 24 | 2-8 | 149.4 |



**2023-24 App State Football
Rushing/Receiving Game-by-Game
All games**

Rushing

| Player | No-Yds/TD | GW | UNC | ECU | UW | ULM | CCU | ODU | USM | Marsh |
|-----------------|-----------|----------|----------|----------|----------|----------|---------|----------|----------|---------|
| Nate Noel | 139-680/4 | 24-115/1 | 26-127/2 | 25-193/1 | 30-107/0 | 18-109/0 | 1-1/0 | DNP | 3-8/0 | 12-20/0 |
| Kanye Roberts | 75-407/3 | - | - | 6-42/1 | 6-59/0 | 7-17/1 | 11-48/0 | 26-109/0 | 13-109/1 | 6-23/0 |
| Joey Aguilar | 58-239/2 | 3-8/0 | 6-42/0 | 6-13/1 | 6-20/0 | 7-49/0 | 3-6/0 | 8-14/1 | 9-43/0 | 10-44/0 |
| Maquel Haywood | 49-214/1 | 11-45/0 | 10-42/0 | 5-0/0 | 8-31/0 | - | 6-41/0 | 1-2/0 | 3-11/1 | 5-42/0 |
| Ahmani Marshall | 16-63/2 | - | - | - | - | 4-30/0 | 5-15/1 | 1--2/0 | 4-9/1 | 2-11/0 |
| Ryan Burger | 4--10/0 | 4--10/0 | DNP | DNP | DNP | DNP | DNP | DNP | DNP | DNP |
| Anderson Castle | 3-7/0 | DNP | DNP | DNP | DNP | DNP | DNP | DNP | DNP | 3-7/0 |
| Milan Tucker | 3--10/1 | 1--11/0 | 1--2/0 | - | - | - | - | - | - | 1-3/1 |
| Dashaun Davis | 1-10/0 | - | 1-10/0 | - | - | - | - | - | - | - |

Receiving

| Player | No-Yds/TD | GW | UNC | ECU | UW | ULM | CCU | ODU | USM | Marsh |
|-----------------|-----------|--------|---------|--------|--------|----------|--------|---------|---------|--------|
| Kaedin Robinson | 37-512/5 | 4-64/1 | 2-33/0 | 4-57/1 | 3-51/0 | 10-112/1 | 2-10/0 | 7-103/1 | 1-27/0 | 4-55/1 |
| Christan Horn | 27-456/5 | 4-50/1 | 2-9/0 | 2-24/0 | 1-11/0 | 6-124/2 | 1-13/0 | 3-60/0 | 8-165/2 | - |
| Dashaun Davis | 24-320/3 | 3-36/1 | 7-117/1 | - | 4-27/0 | 1-21/0 | 1-21/0 | 3-10/0 | 3-76/1 | 2-12/0 |
| Eli Wilson | 21-192/3 | 2-15/1 | 2-18/1 | - | 4-29/0 | 2-13/0 | 3-41/0 | 2-22/0 | 4-48/1 | 2-6/0 |
| Milan Tucker | 18-258/1 | 1-6/0 | 3-26/0 | 2-51/1 | 3-31/0 | 1-10/0 | 2-78/0 | 1-1/0 | 3-39/0 | 2-16/0 |
| Makai Jackson | 12-218/1 | - | 2-10/0 | 2-43/0 | 2-17/0 | 1-4/0 | 1-67/0 | 1-23/0 | 2-25/0 | 1-29/1 |
| Dalton Stroman | 12-202/2 | 2-49/1 | 2-34/0 | 1-17/0 | 2-24/0 | 2-31/0 | 2-35/1 | 1-12/0 | DNP | - |
| Nate Noel | 12-69/0 | - | 1-9/0 | 3-18/0 | 2-4/0 | 3-16/0 | 1-4/0 | DNP | - | 2-18/0 |
| David Larkins | 8-58/3 | DNP | DNP | 3-31/1 | - | 1-4/0 | 2-8/1 | 1-5/1 | DNP | 1-10/0 |
| Michael Hetzel | 7-78/1 | 1-22/0 | - | - | - | - | 2-10/0 | - | - | 4-46/1 |
| Kanye Roberts | 7-51/0 | - | - | - | 1-6/0 | - | 1-18/0 | 3-16/0 | 2-11/0 | - |
| Miller Gibbs | 4-61/0 | 1-5/0 | 1-19/0 | DNP | DNP | DNP | DNP | - | - | 2-37/0 |



**2023-24 App State Football
Total Tackles Game-by-Game
All games**

Total Tackles

| Player | S-A | Total | GW | UNC | ECU | UW | ULM | CCU | ODU | USM | Marsh |
|-----------------------|-------|-------|------|-----|-----|-----|-----|-----|-----|-----|-------|
| Andrew Parker Jr. | 35-41 | 76 | 3-7 | 8-4 | 3-4 | 3-0 | 4-5 | 5-7 | 2-4 | 5-8 | 2-2 |
| Nick Ross | 30-38 | 68 | 2-11 | 4-5 | 2-1 | 1-1 | 5-5 | 2-4 | 7-3 | 3-5 | 4-3 |
| Derrell Farrar | 14-23 | 37 | 0-4 | 2-2 | 4-4 | 3-1 | 3-1 | 0-5 | 2-4 | DNP | 0-2 |
| Ethan Johnson | 26-9 | 35 | 3-1 | 5-0 | 2-0 | 0-1 | 4-1 | 4-5 | 2-0 | 2-1 | 4-0 |
| Caden Sullivan | 16-16 | 32 | - | 2-0 | 2-2 | 2-0 | 1-4 | 6-3 | - | 3-4 | 0-3 |
| Nate Johnson | 11-19 | 30 | 1-3 | 0-2 | 1-2 | 1-0 | 2-1 | 2-5 | 4-2 | 0-4 | DNP |
| Tyrek Funderburk | 15-14 | 29 | 3-3 | 1-2 | 2-0 | 0-2 | 2-1 | 3-2 | 0-1 | 3-2 | 1-1 |
| Jordan Favors | 17-10 | 27 | 2-3 | 3-0 | 2-0 | 2-1 | 3-3 | 3-0 | 1-1 | 0-1 | 1-1 |
| Santana Hopper | 11-12 | 23 | 1-2 | 2-1 | 0-1 | 1-0 | - | 1-1 | 2-2 | 1-4 | 3-1 |
| Shawn Collins | 6-17 | 23 | 1-2 | 0-1 | 1-1 | 1-1 | 1-1 | 0-5 | 0-4 | 1-2 | 1-0 |
| DeAndre Dingle-Prince | 5-14 | 19 | 0-2 | - | 0-2 | 2-0 | 0-2 | 1-2 | 1-1 | 0-4 | 1-1 |
| Kyle Arnholt | 9-9 | 18 | 1-3 | 1-1 | 3-2 | - | 2-3 | 1-0 | 1-0 | DNP | - |
| EJ Jackson | 10-7 | 17 | DNP | 0-1 | DNP | - | DNP | DNP | DNP | 7-4 | 3-2 |
| Thomas Davis | 9-7 | 16 | 1-0 | 2-1 | - | 2-1 | 1-1 | 0-2 | - | 1-2 | 2-0 |
| Jackson Greene | 9-7 | 16 | 2-0 | 2-1 | 0-1 | - | - | 0-1 | - | 4-4 | 1-0 |
| Markus Clark | 3-12 | 15 | 0-2 | - | 1-3 | 1-0 | 0-3 | 1-1 | 0-3 | - | DNP |
| Michael Fletcher | 5-8 | 13 | 0-2 | 3-0 | - | 1-0 | 0-1 | 1-0 | 0-3 | 0-1 | 0-1 |
| Jalik Thomas | 7-5 | 12 | - | 0-1 | - | - | 0-1 | - | 4-1 | 1-2 | 2-0 |
| Ronald Clarke | 3-9 | 12 | 0-3 | 0-1 | - | - | DNP | 0-2 | 2-3 | 1-0 | - |
| Jarrett Paul | 8-3 | 11 | 3-1 | 3-0 | 0-1 | 0-1 | - | 2-0 | DNP | DNP | - |
| Brendan Harrington | 7-3 | 10 | 3-1 | 4-2 | DNP | DNP | DNP | DNP | DNP | DNP | DNP |
| Kevin Abrams-Verwayne | 4-6 | 10 | 2-0 | 0-1 | 1-1 | 1-1 | 0-1 | 0-1 | 0-1 | DNP | - |
| Brodrick Gooch | 3-7 | 10 | - | - | 1-1 | - | - | 0-1 | - | 0-4 | 2-1 |
| Montez Kelley | 2-6 | 8 | 0-1 | - | - | 0-2 | DNP | 1-1 | 1-1 | 0-1 | - |
| Donovan Spellman | 2-3 | 5 | 0-1 | - | 0-1 | 1-0 | 0-1 | - | - | DNP | 1-0 |
| Omari Philyaw | 4-0 | 4 | DNP | 2-0 | - | DNP | - | 2-0 | - | DNP | - |
| Jack Scroggs | 1-3 | 4 | 1-3 | DNP | DNP | - | - | - | - | DNP | - |
| Kevon Haigler | 0-4 | 4 | - | - | 0-1 | - | - | - | - | 0-2 | 0-1 |
| Andre Hamilton | 0-4 | 4 | - | - | - | 0-1 | 0-2 | 0-1 | - | DNP | - |
| Trevor Moffitt | 3-0 | 3 | - | DNP | DNP | 1-0 | - | - | 1-0 | 1-0 | DNP |
| Milan Tucker | 2-0 | 2 | - | - | - | - | - | - | 2-0 | - | - |
| Trenton Alan Yowe | 2-0 | 2 | - | - | - | - | - | - | 1-0 | - | 1-0 |
| Cahari Haynes | 2-0 | 2 | DNP | DNP | DNP | DNP | 1-0 | 1-0 | - | DNP | DNP |
| Eli Wilson | 2-0 | 2 | - | - | - | - | 1-0 | - | - | 1-0 | - |
| Christan Horn | 1-1 | 2 | - | 0-1 | - | - | 1-0 | - | - | - | - |
| Kanye Roberts | 1-1 | 2 | - | - | - | - | 1-1 | - | - | - | - |
| Christian Johnstone | 1-1 | 2 | - | - | - | 0-1 | - | - | 1-0 | - | - |
| Joey Aguilar | 1-0 | 1 | - | - | - | - | - | - | - | 1-0 | - |
| Dashaun Davis | 1-0 | 1 | - | - | - | 1-0 | - | - | - | - | - |
| Ahmani Marshall | 0-1 | 1 | - | - | - | - | - | 0-1 | - | - | - |
| Nate Noel | 0-1 | 1 | - | 0-1 | - | - | - | - | DNP | - | - |
| DJ Burks | 0-1 | 1 | 0-1 | - | - | - | - | - | - | - | - |
| Seth Williams | 0-1 | 1 | DNP | DNP | DNP | DNP | DNP | DNP | DNP | 0-1 | - |
| Josiah Wyatt | 0-1 | 1 | DNP | DNP | - | DNP | - | DNP | DNP | DNP | 0-1 |

**2023-24 App State Football
Sacks Game-by-Game**

| Player | UA-A | Total | GW | UNC | ECU | UW | ULM | CCU | ODU | USM | Marsh |
|-----------------------|------|-------|----|-----|------|-------|-------|-------|--------|-------|-------|
| Nate Johnson | 5-0 | 5 | - | - | 1-15 | 1-14 | 1-7 | - | 2-14 | - | DNP |
| Shawn Collins | 2-1 | 2.5 | - | - | - | 0.5-3 | 1-1 | - | - | - | 1-10 |
| Andrew Parker Jr. | 2-0 | 2 | - | - | 1-11 | 1-8 | - | - | - | - | - |
| Nick Ross | 1-1 | 1.5 | - | - | - | - | 0.5-3 | - | - | 1-5 | - |
| Santana Hopper | 1-1 | 1.5 | - | - | - | - | - | - | 1.5-10 | - | - |
| Michael Fletcher | 1-0 | 1 | - | 1-6 | - | - | - | - | - | - | - |
| Brendan Harrington | 1-0 | 1 | - | 1-5 | DNP | DNP | DNP | DNP | DNP | DNP | DNP |
| Trenton Alan Yowe | 1-0 | 1 | - | - | - | - | - | - | - | - | 1-10 |
| Caden Sullivan | 1-0 | 1 | - | - | - | - | - | - | - | 1-9 | - |
| Brodrick Gooch | 1-0 | 1 | - | - | 1-14 | - | - | - | - | - | - |
| Kyle Arnholt | 1-0 | 1 | - | - | - | - | - | - | 1-1 | DNP | - |
| Donovan Spellman | 1-0 | 1 | - | - | - | - | - | - | - | DNP | 1-5 |
| Markus Clark | 1-0 | 1 | - | - | 1-7 | - | - | - | - | - | DNP |
| Thomas Davis | 0-2 | 1 | - | - | - | - | - | 0.5-1 | - | 0.5-7 | - |
| Tyrek Funderburk | 0-1 | 0.5 | - | - | - | - | 0.5-4 | - | - | - | - |
| Derrell Farrar | 0-1 | 0.5 | - | - | - | - | - | - | 0.5-3 | DNP | - |
| Kevon Haigler | 0-1 | 0.5 | - | - | - | - | - | - | - | 0.5-7 | - |
| Montez Kelley | 0-1 | 0.5 | - | - | - | 0.5-3 | DNP | - | - | - | - |
| Kevin Abrams-Verwayne | 0-1 | 0.5 | - | - | - | - | - | 0.5-1 | - | DNP | - |

Tackles For Loss Game-by-Game

| Player | UA-A | Total | GW | UNC | ECU | UW | ULM | CCU | ODU | USM | Marsh |
|-----------------------|------|-------|-------|-------|--------|--------|-------|-------|--------|-------|--------|
| Nate Johnson | 5-2 | 6.0 | - | - | 1.5-16 | 1.0-14 | 1.0-7 | 0.5-0 | 2.0-14 | - | DNP |
| Santana Hopper | 4-1 | 4.5 | - | - | - | - | - | - | 1.5-10 | 1.0-4 | 2.0-6 |
| Andrew Parker Jr. | 3-2 | 4.0 | - | - | 1.5-12 | 1.0-8 | - | - | - | - | 1.5-4 |
| Shawn Collins | 3-2 | 4.0 | 1.0-1 | - | - | 0.5-3 | 1.0-1 | - | - | 0.5-1 | 1.0-10 |
| DeAndre Dingle-Prince | 2-3 | 3.5 | - | - | - | - | - | 1.0-1 | - | 1.0-2 | 1.5-4 |
| Nick Ross | 2-2 | 3.0 | - | 0.5-0 | - | - | 1.5-7 | - | - | 1.0-5 | - |
| Caden Sullivan | 2-2 | 3.0 | - | - | - | - | 0.5-1 | 1.5-2 | - | 1.0-9 | - |
| Brendan Harrington | 2-1 | 2.5 | 1.0-2 | 1.5-6 | DNP | DNP | DNP | DNP | DNP | DNP | DNP |
| Jordan Favors | 2-1 | 2.5 | - | 1.0-2 | - | - | 0.5-0 | 1.0-4 | - | - | - |
| Markus Clark | 2-0 | 2.0 | - | - | 1.0-7 | - | - | 1.0-3 | - | - | DNP |
| Tyrek Funderburk | 1-2 | 2.0 | - | - | - | - | 1.5-5 | - | - | 0.5-1 | - |
| EJ Jackson | 1-2 | 2.0 | DNP | - | DNP | - | DNP | DNP | DNP | 0.5-0 | 1.5-6 |
| Derrell Farrar | 1-2 | 2.0 | - | - | 0.5-0 | - | 1.0-1 | - | 0.5-3 | DNP | - |
| Kevin Abrams-Verwayne | 1-2 | 2.0 | 1.0-1 | - | 0.5-0 | - | - | 0.5-1 | - | DNP | - |
| Ethan Johnson | 1-1 | 1.5 | - | 1.0-1 | - | - | - | 0.5-1 | - | - | - |
| Brodrick Gooch | 1-1 | 1.5 | - | - | 1.0-14 | - | - | - | - | 0.5-1 | - |
| Michael Fletcher | 1-0 | 1.0 | - | 1.0-6 | - | - | - | - | - | - | - |
| Trenton Alan Yowe | 1-0 | 1.0 | - | - | - | - | - | - | - | - | 1.0-10 |
| Jackson Greene | 1-0 | 1.0 | - | 1.0-1 | - | - | - | - | - | - | - |
| Trevor Moffitt | 1-0 | 1.0 | - | DNP | DNP | 1.0-2 | - | - | - | - | DNP |
| Kyle Arnholt | 1-0 | 1.0 | - | - | - | - | - | - | 1.0-1 | DNP | - |
| Donovan Spellman | 1-0 | 1.0 | - | - | - | - | - | - | - | DNP | 1.0-5 |
| Thomas Davis | 0-2 | 1.0 | - | - | - | - | - | 0.5-1 | - | 0.5-7 | - |
| Ronald Clarke | 0-1 | 0.5 | - | - | - | - | DNP | 0.5-0 | - | - | - |
| Kevon Haigler | 0-1 | 0.5 | - | - | - | - | - | - | - | 0.5-7 | - |
| Montez Kelley | 0-1 | 0.5 | - | - | - | 0.5-3 | DNP | - | - | - | - |
| Josiah Wyatt | 0-1 | 0.5 | DNP | DNP | - | DNP | - | DNP | DNP | DNP | 0.5-1 |



**2023-24 App State Football
Team Game-by-Game
All games**

| Date | Opponent | Rushing | | | | Receiving | | | | Passing | | | | Kick Returns | | | | Punt Returns | | | | tot off |
|------------------|-------------------|------------|-------------|-----------|-----------|------------|-------------|-----------|-----------|-------------------|-------------|-----------|-----------|--------------|------------|----------|-----------|--------------|-----------|----------|-----------|-------------|
| | | no. | yds | td | lg | no. | yds | td | lg | cmp | att | int | yds | td | lg | no. | yds | td | lg | no. | yds | |
| 09/02/2023 | Gardner-Webb | 43 | 147 | 1 | 16 | 18 | 247 | 5 | 43 | 18-24-0 | 247 | 5 | 43 | 2 | 57 | 0 | 48 | 0 | 0 | 0 | 0 | 394 |
| 09/09/2023 | at North Carolina | 44 | 219 | 2 | 18 | 22 | 275 | 2 | 34 | 22-43-1 | 275 | 2 | 34 | 1 | 41 | 0 | 41 | 0 | 0 | 0 | 0 | 494 |
| 09/16/2023 | East Carolina | 45 | 239 | 3 | 68 | 17 | 241 | 3 | 35 | 17-29-1 | 241 | 3 | 35 | 2 | 55 | 0 | 34 | 1 | 23 | 0 | 23 | 480 |
| 09/23/2023 | at Wyoming | 50 | 217 | 0 | 35 | 22 | 200 | 0 | 23 | 22-40-1 | 200 | 0 | 23 | 2 | 40 | 0 | 24 | 0 | 0 | 0 | 0 | 417 |
| 09/30/2023 | at ULM | 37 | 201 | 1 | 35 | 27 | 335 | 3 | 52 | 27-39-2 | 335 | 3 | 52 | 2 | 43 | 0 | 22 | 0 | 0 | 0 | 0 | 536 |
| 10/10/2023 | Coastal Carolina | 26 | 111 | 1 | 20 | 18 | 305 | 2 | 69 | 18-31-0 | 305 | 2 | 69 | 1 | 26 | 0 | 26 | 0 | 0 | 0 | 0 | 416 |
| 10/21/2023 | at Old Dominion | 36 | 123 | 1 | 24 | 22 | 252 | 2 | 28 | 22-32-0 | 252 | 2 | 28 | 4 | 98 | 0 | 35 | 0 | 0 | 0 | 0 | 375 |
| 10/28/2023 | Southern Miss. | 32 | 180 | 3 | 61 | 23 | 391 | 4 | 57 | 23-33-1 | 391 | 4 | 57 | 3 | 58 | 0 | 21 | 0 | 0 | 0 | 0 | 571 |
| 11/04/2023 | Marshall | 40 | 148 | 1 | 18 | 20 | 229 | 3 | 29 | 20-27-0 | 229 | 3 | 29 | 0 | 0 | 0 | 0 | 0 | 0 | 0 | 0 | 377 |
| App State | | 353 | 1585 | 13 | 68 | 189 | 2475 | 24 | 69 | 189-298-6 | 2475 | 24 | 69 | 17 | 418 | 0 | 48 | 1 | 23 | 0 | 23 | 4060 |
| Opponents | | 321 | 1761 | 20 | 75 | 167 | 1881 | 10 | 63 | 167-271-10 | 1881 | 10 | 63 | 19 | 346 | 0 | 31 | 9 | 60 | 0 | 16 | 3642 |

App State Averages

| Games | Avg/ rush | Avg/ catch | Pass effic | KR avg | PR avg | All purpose avg/game | Total offense avg/game |
|-------|-----------|------------|------------|--------|--------|----------------------|------------------------|
| 9 | 4.5 | 13.1 | 155.7 | 24.6 | 23.0 | 513.9 | 451.1 |

| Date | Opponent | Tackles | | | | Sacks | Fumble | Pass Defense | | | blkd | PAT attempts | | | off | | | |
|------------------|-------------------|------------|------------|------------|-----------------|---------------|----------|--------------|---------------|-----------|-----------|--------------|--------------|----------|----------|----------|-----------|------------|
| | | ua | a | total | tfl-yds | no-yds | ff | fr | yds | qbh | brup | kick | kick | rush | rcv | saf | t/o | pts |
| 09/02/2023 | Gardner-Webb | 29 | 56 | 85 | 3.0-4 | 0-0 | 1 | 1-0 | 2-37 | 9 | 5 | 0 | 6-6 | 0 | 0 | 0 | 14 | 45 |
| 09/09/2023 | at North Carolina | 44 | 28 | 72 | 6.0-16 | 2-11 | 0 | 0-0 | 0-0 | 5 | 0 | 0 | 4-4 | 0 | 0 | 0 | 0 | 34 |
| 09/16/2023 | East Carolina | 25 | 30 | 55 | 6.0-49 | 4-47 | 0 | 0-0 | 3-26 | 4 | 6 | 0 | 4-4 | 0 | 0 | 0 | 10 | 43 |
| 09/23/2023 | at Wyoming | 24 | 14 | 38 | 4.0-30 | 3-28 | 0 | 0-0 | 1-18 | 0 | 3 | 0 | 1-1 | 0 | 0 | 0 | 7 | 19 |
| 09/30/2023 | at ULM | 32 | 38 | 70 | 7.0-22 | 3-15 | 1 | 1-0 | 1-23 | 5 | 0 | 1 | 5-5 | 0 | 0 | 0 | 7 | 41 |
| 10/10/2023 | Coastal Carolina | 36 | 50 | 86 | 7.0-13 | 1-2 | 0 | 0-0 | 0-0 | 5 | 2 | 0 | 3-3 | 0 | 0 | 0 | 0 | 24 |
| 10/21/2023 | at Old Dominion | 34 | 34 | 68 | 5.0-28 | 5-28 | 0 | 0-0 | 0-0 | 1 | 1 | 0 | 3-3 | 0 | 0 | 0 | 0 | 21 |
| 10/28/2023 | Southern Miss. | 35 | 56 | 91 | 7.0-37 | 3-28 | 1 | 1-0 | 0-0 | 9 | 10 | 0 | 6-6 | 0 | 0 | 0 | 0 | 48 |
| 11/04/2023 | Marshall | 29 | 20 | 49 | 10.0-46 | 3-25 | 0 | 0-0 | 3-20 | 2 | 2 | 0 | 4-4 | 0 | 0 | 0 | 10 | 31 |
| App State | | 288 | 326 | 614 | 55.0-245 | 24-184 | 3 | 3-0 | 10-124 | 40 | 29 | 1 | 36-36 | 0 | 0 | 0 | 48 | 306 |
| Opponents | | 322 | 348 | 670 | 36.0-116 | 13-46 | 9 | 6-2 | 6-46 | 36 | 38 | 1 | 27-28 | 0 | 2 | 0 | 37 | 256 |

| Date | Opponent | Punting | | | | | | | | Field Goals | | | Kickoffs | | | | | |
|------------------|-------------------|-----------|-------------|-------------|-----------|----------|----------|-----------|----------|-------------|--------------|-----------|----------|-----------|-------------|-------------|-----------|----------|
| | | no. | yds | avg | long | blkd | tb | fc | 50+ | i20 | md | att | long | blkd | no. | yds | avg | tb |
| 09/02/2023 | Gardner-Webb | 4 | 159 | 39.8 | 42 | 0 | 0 | 2 | 0 | 1 | 1-2 | 43 | 0 | 8 | 474 | 59.3 | 5 | 1 |
| 09/09/2023 | at North Carolina | 2 | 74 | 37.0 | 39 | 0 | 0 | 0 | 0 | 1 | 2-3 | 46 | 0 | 6 | 315 | 52.5 | 0 | 0 |
| 09/16/2023 | East Carolina | 3 | 118 | 39.3 | 52 | 0 | 0 | 2 | 1 | 1 | 1-1 | 36 | 0 | 8 | 484 | 60.5 | 3 | 0 |
| 09/23/2023 | at Wyoming | 4 | 163 | 40.8 | 43 | 0 | 0 | 1 | 0 | 1 | 4-5 | 50 | 1 | 5 | 325 | 65.0 | 5 | 0 |
| 09/30/2023 | at ULM | 3 | 121 | 40.3 | 47 | 0 | 1 | 1 | 0 | 1 | 2-2 | 54 | 0 | 7 | 434 | 62.0 | 4 | 0 |
| 10/10/2023 | Coastal Carolina | 4 | 165 | 41.3 | 56 | 0 | 0 | 2 | 1 | 2 | 1-1 | 29 | 0 | 5 | 316 | 63.2 | 0 | 0 |
| 10/21/2023 | at Old Dominion | 6 | 213 | 35.5 | 41 | 0 | 0 | 1 | 0 | 2 | 0-0 | 0 | 0 | 4 | 251 | 62.8 | 0 | 0 |
| 10/28/2023 | Southern Miss. | 5 | 174 | 34.8 | 40 | 0 | 0 | 3 | 0 | 2 | 0-0 | 0 | 0 | 8 | 493 | 61.6 | 4 | 0 |
| 11/04/2023 | Marshall | 3 | 118 | 39.3 | 44 | 0 | 0 | 2 | 0 | 1 | 1-1 | 32 | 0 | 6 | 385 | 64.2 | 2 | 0 |
| App State | | 34 | 1305 | 38.4 | 56 | 0 | 1 | 14 | 2 | 12 | 12-15 | 54 | 1 | 57 | 3477 | 61.0 | 23 | 1 |
| Opponents | | 40 | 1650 | 41.3 | 61 | 0 | 2 | 23 | 7 | 9 | 9-12 | 47 | 0 | 48 | 2885 | 60.1 | 29 | 2 |



2023-24 App State Football
Opponents Game-by-Game
All games

| Date | Opponent | Rushing | | | | Receiving | | | | Passing | | | | Kick Returns | | | | Punt Returns | | | | tot off | | |
|------------------|-------------------|------------|-------------|-----------|-----------|------------|-------------|-----------|-----------|------------|------------|-----------|-------------|--------------|-----------|-----------|------------|--------------|-----------|----------|-----------|------------|-----------|-------------|
| | | no. | yds | td | lg | no. | yds | td | lg | cmp | att | int | yds | td | lg | no. | yds | td | lg | no. | yds | | td | lg |
| 09/02/2023 | Gardner-Webb | 30 | 139 | 2 | 16 | 30 | 221 | 1 | 41 | 30 | 46 | 2 | 221 | 1 | 41 | 1 | 21 | 0 | 21 | 2 | 27 | 0 | 16 | 360 |
| 09/09/2023 | at North Carolina | 45 | 319 | 5 | 68 | 21 | 208 | 0 | 57 | 21 | 30 | 0 | 208 | 0 | 57 | 0 | 0 | 0 | 0 | 0 | 0 | 0 | 0 | 527 |
| 09/16/2023 | East Carolina | 27 | 99 | 2 | 28 | 19 | 161 | 0 | 39 | 19 | 33 | 3 | 161 | 0 | 39 | 3 | 71 | 0 | 28 | 1 | 11 | 0 | 11 | 260 |
| 09/23/2023 | at Wyoming | 27 | 177 | 2 | 75 | 5 | 31 | 0 | 13 | 5 | 15 | 1 | 31 | 0 | 13 | 0 | 0 | 0 | 0 | 2 | 5 | 0 | 4 | 208 |
| 09/30/2023 | at ULM | 40 | 203 | 2 | 32 | 18 | 268 | 4 | 45 | 18 | 27 | 1 | 268 | 4 | 45 | 3 | 43 | 0 | 17 | 0 | 0 | 0 | 0 | 471 |
| 10/10/2023 | Coastal Carolina | 45 | 196 | 1 | 21 | 19 | 373 | 2 | 63 | 19 | 28 | 0 | 373 | 2 | 63 | 3 | 66 | 0 | 31 | 0 | 0 | 0 | 0 | 569 |
| 10/21/2023 | at Old Dominion | 39 | 219 | 2 | 36 | 18 | 188 | 1 | 25 | 18 | 25 | 0 | 188 | 1 | 25 | 2 | 33 | 0 | 19 | 3 | 15 | 0 | 6 | 407 |
| 10/28/2023 | Southern Miss. | 43 | 301 | 4 | 75 | 23 | 287 | 1 | 37 | 23 | 42 | 0 | 287 | 1 | 37 | 3 | 36 | 0 | 18 | 1 | 2 | 0 | 2 | 588 |
| 11/04/2023 | Marshall | 25 | 108 | 0 | 43 | 14 | 144 | 1 | 35 | 14 | 25 | 3 | 144 | 1 | 35 | 4 | 76 | 0 | 25 | 0 | 0 | 0 | 0 | 252 |
| Opponents | | 321 | 1761 | 20 | 75 | 167 | 1881 | 10 | 63 | 167 | 271 | 10 | 1881 | 10 | 63 | 19 | 346 | 0 | 31 | 9 | 60 | 0 | 16 | 3642 |
| App State | | 353 | 1585 | 13 | 68 | 189 | 2475 | 24 | 69 | 189 | 298 | 6 | 2475 | 24 | 69 | 17 | 418 | 0 | 48 | 1 | 23 | 0 | 23 | 4060 |

Opponents Averages

| Games | Avg/ rush | Avg/ catch | Pass effic | KR avg | PR avg | All purpose avg/game | Total offense avg/game |
|-------|-----------|------------|------------|--------|--------|----------------------|------------------------|
| 9 | 5.5 | 11.3 | 124.7 | 18.2 | 6.7 | 454.9 | 404.7 |

| Date | Opponent | Tackles | | | | Sacks | Fumble | Pass Defense | | | blkd | PAT attempts | | | off | | | | |
|------------------|-------------------|------------|------------|------------|-----------------|---------------|----------|--------------|---------------|-----------|-----------|--------------|--------------|----------|----------|----------|-----------|------------|----|
| | | ua | a | total | tfl-yds | no-yds | ff | fr | yds | qbh | brup | kick | kick | rush | rcv | saf | t/o | pts | |
| 09/02/2023 | Gardner-Webb | 28 | 58 | 86 | 6.0-34 | 2-8 | 1 | 0-0 | 0-0 | 3 | 3 | 0 | 3-3 | 0 | 0 | 0 | 0 | 0 | 24 |
| 09/09/2023 | at North Carolina | 43 | 26 | 69 | 4.0-7 | 0-0 | 1 | 0-0 | 1-7 | 9 | 6 | 0 | 4-4 | 0 | 0 | 0 | 3 | 40 | |
| 09/16/2023 | East Carolina | 35 | 42 | 77 | 3.0-10 | 1-4 | 1 | 1-0 | 1-8 | 3 | 2 | 0 | 4-4 | 0 | 0 | 0 | 14 | 28 | |
| 09/23/2023 | at Wyoming | 51 | 40 | 91 | 2.0-5 | 1-3 | 0 | 1-2 | 1-0 | 6 | 5 | 1 | 2-2 | 0 | 1 | 0 | 7 | 22 | |
| 09/30/2023 | at ULM | 31 | 50 | 81 | 4.0-9 | 1-3 | 2 | 2-0 | 2-23 | 6 | 3 | 0 | 4-5 | 0 | 0 | 0 | 7 | 40 | |
| 10/10/2023 | Coastal Carolina | 34 | 16 | 50 | 0.0-0 | 0-0 | 1 | 1-0 | 0-0 | 4 | 6 | 0 | 3-3 | 0 | 0 | 0 | 3 | 27 | |
| 10/21/2023 | at Old Dominion | 28 | 50 | 78 | 3.0-8 | 1-2 | 1 | 0-0 | 0-0 | 2 | 6 | 0 | 2-2 | 0 | 1 | 0 | 0 | 28 | |
| 10/28/2023 | Southern Miss. | 33 | 36 | 69 | 8.0-24 | 4-13 | 2 | 1-0 | 1-8 | 1 | 3 | 0 | 5-5 | 0 | 0 | 0 | 3 | 38 | |
| 11/04/2023 | Marshall | 39 | 30 | 69 | 6.0-19 | 3-13 | 0 | 0-0 | 0-0 | 2 | 4 | 0 | 0-0 | 0 | 0 | 0 | 0 | 9 | |
| Opponents | | 322 | 348 | 670 | 36.0-116 | 13-46 | 9 | 6-2 | 6-46 | 36 | 38 | 1 | 27-28 | 0 | 2 | 0 | 37 | 256 | |
| App State | | 288 | 326 | 614 | 55.0-245 | 24-184 | 3 | 3-0 | 10-124 | 40 | 29 | 1 | 36-36 | 0 | 0 | 0 | 48 | 306 | |

| Date | Opponent | Punting | | | | | | | | Field Goals | | | Kickoffs | | | | | |
|------------------|-------------------|-----------|-------------|-------------|-----------|----------|----------|-----------|----------|-------------|--------------|-----------|----------|-----------|-------------|-------------|-----------|----------|
| | | no. | yds | avg | long | blkd | tb | fc | 50+ | i20 | md | att | long | blkd | no. | yds | avg | tb |
| 09/02/2023 | Gardner-Webb | 4 | 125 | 31.3 | 46 | 0 | 0 | 3 | 0 | 0 | 1-1 | 37 | 0 | 5 | 263 | 52.6 | 2 | 1 |
| 09/09/2023 | at North Carolina | 2 | 90 | 45.0 | 48 | 0 | 0 | 2 | 0 | 2 | 2-3 | 47 | 0 | 6 | 375 | 62.5 | 5 | 0 |
| 09/16/2023 | East Carolina | 5 | 214 | 42.8 | 50 | 0 | 0 | 3 | 1 | 2 | 0-0 | 0 | 0 | 5 | 320 | 64.0 | 3 | 0 |
| 09/23/2023 | at Wyoming | 8 | 359 | 44.9 | 60 | 0 | 2 | 3 | 3 | 3 | 0-0 | 0 | 0 | 4 | 188 | 47.0 | 1 | 1 |
| 09/30/2023 | at ULM | 5 | 196 | 39.2 | 52 | 0 | 0 | 2 | 1 | 0 | 0-0 | 0 | 0 | 7 | 449 | 64.1 | 5 | 0 |
| 10/10/2023 | Coastal Carolina | 3 | 106 | 35.3 | 45 | 0 | 0 | 2 | 0 | 0 | 2-2 | 33 | 0 | 5 | 325 | 65.0 | 4 | 0 |
| 10/21/2023 | at Old Dominion | 5 | 219 | 43.8 | 61 | 0 | 0 | 2 | 1 | 1 | 2-2 | 47 | 0 | 5 | 313 | 62.6 | 1 | 0 |
| 10/28/2023 | Southern Miss. | 3 | 139 | 46.3 | 50 | 0 | 0 | 2 | 1 | 1 | 1-3 | 42 | 0 | 8 | 457 | 57.1 | 5 | 0 |
| 11/04/2023 | Marshall | 5 | 202 | 40.4 | 46 | 0 | 0 | 4 | 0 | 0 | 1-1 | 33 | 0 | 3 | 195 | 65.0 | 3 | 0 |
| Opponents | | 40 | 1650 | 41.3 | 61 | 0 | 2 | 23 | 7 | 9 | 9-12 | 47 | 0 | 48 | 2885 | 60.1 | 29 | 2 |
| App State | | 34 | 1305 | 38.4 | 56 | 0 | 1 | 14 | 2 | 12 | 12-15 | 54 | 1 | 57 | 3477 | 61.0 | 23 | 1 |



2023-24 App State Football Team Game-by-Game Comparison All games

| Opponent | Score | First Downs | | | | Pen | Rushing Number-Yards | Passing | | Total Offense Plays-Yards | Return Yards | Turn- Overs |
|------------------|----------------|------------------|----------------|-----------------|----------------|----------------------------|-------------------------------|--------------------|----------------------------|------------------------------|-----------------|----------------|
| | | Total | Rush | Pass | Comp-Att-Int | | | Yards | | | | |
| Gardner-Webb | 45-24 | 23 / 19 | 9 / 8 | 12 / 11 | 2 / 0 | 43-147 / 30-139 | 18-24-0 / 30-46-2 | 247 / 221 | 67-394 / 76-360 | 94 / 48 | 0 / 3 | |
| North Carolina | 34-40 | 30 / 27 | 11 / 18 | 16 / 7 | 3 / 2 | 44-219 / 45-319 | 22-43-1 / 21-30-0 | 275 / 208 | 87-494 / 75-527 | 41 / 7 | 1 / 0 | |
| East Carolina | 43-28 | 23 / 14 | 11 / 7 | 11 / 7 | 1 / 0 | 45-239 / 27-99 | 17-29-1 / 19-33-3 | 241 / 161 | 74-480 / 60-260 | 104 / 90 | 2 / 3 | |
| Wyoming | 19-22 | 27 / 7 | 11 / 6 | 13 / 1 | 3 / 0 | 50-217 / 27-177 | 22-40-1 / 5-15-1 | 200 / 31 | 90-417 / 42-208 | 58 / 7 | 2 / 1 | |
| ULM | 41-40 | 28 / 22 | 9 / 10 | 16 / 10 | 3 / 2 | 37-201 / 40-203 | 27-39-2 / 18-27-1 | 335 / 268 | 76-536 / 67-471 | 66 / 66 | 4 / 2 | |
| Coastal Carolina | 24-27 | 18 / 25 | 6 / 11 | 9 / 13 | 3 / 1 | 26-111 / 45-196 | 18-31-0 / 19-28-0 | 305 / 373 | 57-416 / 73-569 | 26 / 66 | 1 / 0 | |
| Old Dominion | 21-28 | 20 / 21 | 6 / 9 | 14 / 11 | 0 / 1 | 36-123 / 39-219 | 22-32-0 / 18-25-0 | 252 / 188 | 68-375 / 64-407 | 98 / 48 | 0 / 0 | |
| Southern Miss. | 48-38 | 24 / 33 | 6 / 15 | 16 / 15 | 2 / 3 | 32-180 / 43-301 | 23-33-1 / 23-42-0 | 391 / 287 | 65-571 / 85-588 | 58 / 46 | 2 / 1 | |
| Marshall | 31-9 | 24 / 13 | 9 / 4 | 13 / 7 | 2 / 2 | 40-148 / 25-108 | 20-27-0 / 14-25-3 | 229 / 144 | 67-377 / 50-252 | 20 / 76 | 0 / 3 | |
| Totals | 306-256 | 217 / 181 | 78 / 88 | 120 / 82 | 19 / 11 | 353-1585 / 321-1761 | 189-298-6 / 167-271-10 | 2475 / 1881 | 651-4060 / 592-3642 | 565 / 454 | 12 / 13 | |

| Opponents | 3rd Down Conversion | 4th Down Conversion | Time of Possession | TOP Margin | Avg Yds/Rush | Avg Yds/Pass | Avg Yds/Play | Punting Number-Avg | Penalties Number-Yards | Sacks |
|------------------|------------------------|------------------------|------------------------|---------------|------------------|------------------|------------------|--------------------------|----------------------------|----------------|
| Gardner-Webb | 4-13 / 8-18 | 3-3 / 2-3 | 31:42 / 28:18 | 03:24 | 3.4 / 4.6 | 10.3 / 4.8 | 5.9 / 4.7 | 4-39.8 / 4-31.3 | 2-20.0 / 5-50.0 | 0 / 2 |
| North Carolina | 8-16 / 8-13 | 2-3 / 0-1 | 33:39 / 26:21 | 07:18 | 5.0 / 7.1 | 6.4 / 6.9 | 5.7 / 7.0 | 2-37.0 / 2-45.0 | 7-70.0 / 5-60.0 | 2 / 0 |
| East Carolina | 7-14 / 3-10 | 0-1 / 0-1 | 27:13 / 28:33 | -01:20 | 5.3 / 3.7 | 8.3 / 4.9 | 6.5 / 4.3 | 3-39.3 / 5-42.8 | 4-25.0 / 11-80.0 | 4 / 1 |
| Wyoming | 10-19 / 3-12 | 0-1 / 0-0 | 40:25 / 19:35 | 20:50 | 4.3 / 6.6 | 5.0 / 2.1 | 4.6 / 5.0 | 4-40.8 / 8-44.9 | 2-15.0 / 8-65.0 | 3 / 1 |
| ULM | 7-13 / 3-11 | 1-2 / 2-3 | 30:04 / 29:04 | 01:00 | 5.4 / 5.1 | 8.6 / 9.9 | 7.1 / 7.0 | 3-40.3 / 5-39.2 | 6-48.0 / 5-57.0 | 3 / 1 |
| Coastal Carolina | 3-11 / 6-12 | 2-4 / 0-2 | 24:21 / 35:39 | -11:18 | 4.3 / 4.4 | 9.8 / 13.3 | 7.3 / 7.8 | 4-41.3 / 3-35.3 | 6-60.0 / 9-108.0 | 1 / 0 |
| Old Dominion | 3-14 / 5-12 | 4-4 / 1-1 | 32:06 / 27:54 | 04:12 | 3.4 / 5.6 | 7.9 / 7.5 | 5.5 / 6.4 | 6-35.5 / 5-43.8 | 5-37.0 / 8-78.0 | 5 / 1 |
| Southern Miss. | 5-12 / 7-15 | 1-1 / 0-2 | 26:46 / 33:14 | -06:28 | 5.6 / 7.0 | 11.8 / 6.8 | 8.8 / 6.9 | 5-34.8 / 3-46.3 | 5-45.0 / 9-74.0 | 3 / 4 |
| Marshall | 5-12 / 4-11 | 2-3 / 0-1 | 35:40 / 24:20 | 11:20 | 3.7 / 4.3 | 8.5 / 5.8 | 5.6 / 5.0 | 3-39.3 / 5-40.4 | 4-52.0 / 6-52.0 | 3 / 3 |
| Totals | 52-124 / 47-114 | 15-22 / 5-14 | 281:56 / 252:58 | 28:58 | 4.5 / 5.5 | 8.3 / 6.9 | 6.2 / 6.2 | 34-38.4 / 40-41.3 | 41-372.0 / 66-624.0 | 24 / 13 |

Note: Game totals are displayed in the format TEAM/OPPONENT for each category



**2023-24 App State Football
Red-Zone Results
All games**

App State Inside Opponent Red-Zone

| Date | Opponent | Score | Times In RZ | Times Scored | Total Pts | Rush TDs | Pass TDs | FGs Made | Failed to score inside RZ | | | | | | |
|--------------------------------|-------------------|---------|----------------|-----------------|--------------|-------------|-------------|-------------|---------------------------|----------|----------|----------|----------|----------|----------|
| | | | | | | | | | FGA | Down | Int | Fumb | Half | Game | |
| 09/02/2023 | Gardner-Webb | W 45-24 | 4 | 3 | 21 | 3 | 1 | 2 | 0 | 1 | 0 | 0 | 0 | 0 | 0 |
| 09/09/2023 | at North Carolina | L 34-40 | 5 | 4 | 24 | 3 | 2 | 1 | 1 | 1 | 1 | 0 | 0 | 0 | 0 |
| 09/16/2023 | East Carolina | W 43-28 | 5 | 4 | 23 | 3 | 2 | 1 | 1 | 1 | 0 | 0 | 0 | 0 | 0 |
| 09/23/2023 | at Wyoming | L 19-22 | 4 | 3 | 9 | 0 | 0 | 0 | 3 | 3 | 0 | 1 | 0 | 0 | 0 |
| 09/30/2023 | at ULM | W 41-40 | 3 | 3 | 17 | 2 | 1 | 1 | 1 | 1 | 0 | 0 | 0 | 0 | 0 |
| 10/10/2023 | Coastal Carolina | L 24-27 | 4 | 4 | 24 | 3 | 1 | 2 | 1 | 1 | 0 | 0 | 0 | 0 | 0 |
| 10/21/2023 | at Old Dominion | L 21-28 | 3 | 3 | 21 | 3 | 1 | 2 | 0 | 0 | 0 | 0 | 0 | 0 | 0 |
| 10/28/2023 | Southern Miss. | W 48-38 | 3 | 3 | 20 | 3 | 2 | 1 | 0 | 0 | 0 | 0 | 0 | 0 | 0 |
| 11/04/2023 | Marshall | W 31-9 | 3 | 3 | 17 | 2 | 1 | 1 | 1 | 1 | 0 | 0 | 0 | 0 | 0 |
| Totals 30 of 34 (88.2%) | | | 34 | 30 | 176 | 22 | 11 | 11 | 8 | 9 | 1 | 1 | 0 | 0 | 0 |

Opponents Inside App State Red-Zone

| Date | Opponent | Score | Times In RZ | Times Scored | Total Pts | Rush TDs | Pass TDs | FGs Made | Failed to score inside RZ | | | | | | |
|--------------------------------|------------------|---------|----------------|-----------------|--------------|-------------|-------------|-------------|---------------------------|----------|----------|----------|----------|----------|----------|
| | | | | | | | | | FGA | Down | Int | Fumb | Half | Game | |
| 09/02/2023 | Gardner-Webb | W 45-24 | 3 | 3 | 17 | 2 | 2 | 0 | 1 | 1 | 0 | 0 | 0 | 0 | 0 |
| 09/09/2023 | North Carolina | L 34-40 | 8 | 6 | 33 | 4 | 4 | 0 | 2 | 3 | 1 | 0 | 0 | 0 | 0 |
| 09/16/2023 | East Carolina | W 43-28 | 2 | 2 | 14 | 2 | 2 | 0 | 0 | 0 | 0 | 0 | 0 | 0 | 0 |
| 09/23/2023 | Wyoming | L 19-22 | 1 | 1 | 7 | 1 | 1 | 0 | 0 | 0 | 0 | 0 | 0 | 0 | 0 |
| 09/30/2023 | ULM | W 41-40 | 6 | 5 | 33 | 5 | 2 | 3 | 0 | 0 | 1 | 0 | 0 | 0 | 0 |
| 10/10/2023 | Coastal Carolina | L 24-27 | 4 | 3 | 13 | 1 | 1 | 0 | 2 | 2 | 1 | 0 | 0 | 0 | 0 |
| 10/21/2023 | Old Dominion | L 21-28 | 3 | 3 | 22 | 3 | 2 | 1 | 0 | 0 | 0 | 0 | 0 | 0 | 0 |
| 10/28/2023 | Southern Miss. | W 48-38 | 5 | 4 | 24 | 3 | 2 | 1 | 1 | 2 | 0 | 0 | 0 | 0 | 0 |
| 11/04/2023 | Marshall | W 31-9 | 3 | 2 | 9 | 1 | 0 | 1 | 1 | 1 | 0 | 1 | 0 | 0 | 0 |
| Totals 29 of 35 (82.9%) | | | 35 | 29 | 172 | 22 | 16 | 6 | 7 | 9 | 3 | 1 | 0 | 0 | 0 |



2023-24 App State Football
Team Game Highs
All games

App State - Game Highs

| | | |
|-------------------------|------|--------------------------------|
| RUSHES | 50 | at Wyoming (09/23/2023) |
| YARDS RUSHING | 239 | East Carolina (09/16/2023) |
| YARDS PER RUSH | 5.6 | Southern Miss. (10/28/2023) |
| TD RUSHES | 3 | Southern Miss. (10/28/2023) |
| | 3 | East Carolina (09/16/2023) |
| PASS ATTEMPTS | 43 | at North Carolina (09/09/2023) |
| PASS COMPLETIONS | 27 | at ULM (09/30/2023) |
| YARDS PASSING | 391 | Southern Miss. (10/28/2023) |
| YARDS PER PASS | 11.8 | Southern Miss. (10/28/2023) |
| TD PASSES | 5 | Gardner-Webb (09/02/2023) |
| TOTAL PLAYS | 90 | at Wyoming (09/23/2023) |
| TOTAL OFFENSE | 571 | Southern Miss. (10/28/2023) |
| YARDS PER PLAY | 8.8 | Southern Miss. (10/28/2023) |
| POINTS | 48 | Southern Miss. (10/28/2023) |
| SACKS BY | 5 | at Old Dominion (10/21/2023) |
| FIRST DOWNS | 30 | at North Carolina (09/09/2023) |
| PENALTIES | 7 | at North Carolina (09/09/2023) |
| PENALTY YARDS | 70 | at North Carolina (09/09/2023) |
| TURNOVERS | 4 | at ULM (09/30/2023) |
| PUNTS | 6 | at Old Dominion (10/21/2023) |
| PUNTING AVG | 41.3 | Coastal Carolina (10/10/2023) |
| LONG PUNT | 56 | Coastal Carolina (10/10/2023) |
| PUNTS INSIDE 20 | 2 | Southern Miss. (10/28/2023) |
| | 2 | at Old Dominion (10/21/2023) |
| | 2 | Coastal Carolina (10/10/2023) |
| LONG PUNT RETURN | 23 | East Carolina (09/16/2023) |



2023-24 App State Football
Individual Game Highs
All games

App State - Individual Game Highs

| | | |
|----------------------------|------|--------------------------------------------------|
| RUSHES | 30 | Nate Noel at Wyoming (09/23/2023) |
| YARDS RUSHING | 193 | Nate Noel vs East Carolina (09/16/2023) |
| TD RUSHES | 2 | Nate Noel at North Carolina (09/09/2023) |
| LONG RUSH | 68 | Nate Noel vs East Carolina (09/16/2023) |
| PASS ATTEMPTS | 43 | Joey Aguilar at North Carolina (09/09/2023) |
| PASS COMPLETIONS | 27 | Joey Aguilar at ULM (09/30/2023) |
| YARDS PASSING | 391 | Joey Aguilar vs Southern Miss. (10/28/2023) |
| TD PASSES | 4 | Joey Aguilar vs Southern Miss. (10/28/2023) |
| | 4 | Joey Aguilar vs Gardner-Webb (09/02/2023) |
| LONG PASS | 69 | Joey Aguilar vs Coastal Carolina (10/10/2023) |
| RECEPTIONS | 10 | Kaedin Robinson at ULM (09/30/2023) |
| YARDS RECEIVING | 165 | Christan Horn vs Southern Miss. (10/28/2023) |
| TD RECEPTIONS | 2 | Christan Horn vs Southern Miss. (10/28/2023) |
| | 2 | Christan Horn at ULM (09/30/2023) |
| LONG RECEPTION | 69 | Milan Tucker vs Coastal Carolina (10/10/2023) |
| PUNTS | 6 | Mitchell Lake at Old Dominion (10/21/2023) |
| PUNTING AVG | 41.3 | Mitchell Lake vs Coastal Carolina (10/10/2023) |
| LONG PUNT | 56 | Mitchell Lake vs Coastal Carolina (10/10/2023) |
| PUNTS INSIDE 20 | 2 | Mitchell Lake vs Southern Miss. (10/28/2023) |
| | 2 | Mitchell Lake at Old Dominion (10/21/2023) |
| | 2 | Mitchell Lake vs Coastal Carolina (10/10/2023) |
| LONG PUNT RETURN | 23 | Kaedin Robinson vs East Carolina (09/16/2023) |
| LONG KICKOFF RETURN | 48 | Milan Tucker vs Gardner-Webb (09/02/2023) |
| TACKLES | 13 | Andrew Parker Jr. vs Southern Miss. (10/28/2023) |
| | 13 | Nick Ross vs Gardner-Webb (09/02/2023) |
| SACKS | 2 | Nate Johnson at Old Dominion (10/21/2023) |
| TACKLES FOR LOSS | 2 | Santana Hopper vs Marshall (11/04/2023) |
| | 2 | Nate Johnson at Old Dominion (10/21/2023) |



2023-24 App State Football
Opponent Match Highs
All games

Opponent - Game Highs

| | | |
|-------------------------|------|--------------------------------|
| RUSHES | 45 | Coastal Carolina (10/10/2023) |
| | 45 | at North Carolina (09/09/2023) |
| YARDS RUSHING | 319 | at North Carolina (09/09/2023) |
| YARDS PER RUSH | 7.1 | at North Carolina (09/09/2023) |
| TD RUSHES | 5 | at North Carolina (09/09/2023) |
| PASS ATTEMPTS | 46 | Gardner-Webb (09/02/2023) |
| PASS COMPLETIONS | 30 | Gardner-Webb (09/02/2023) |
| YARDS PASSING | 373 | Coastal Carolina (10/10/2023) |
| YARDS PER PASS | 13.3 | Coastal Carolina (10/10/2023) |
| TD PASSES | 4 | at ULM (09/30/2023) |
| TOTAL PLAYS | 85 | Southern Miss. (10/28/2023) |
| TOTAL OFFENSE | 588 | Southern Miss. (10/28/2023) |
| YARDS PER PLAY | 7.8 | Coastal Carolina (10/10/2023) |
| POINTS | 40 | at ULM (09/30/2023) |
| | 40 | at North Carolina (09/09/2023) |
| SACKS BY | 4 | Southern Miss. (10/28/2023) |
| FIRST DOWNS | 33 | Southern Miss. (10/28/2023) |
| PENALTIES | 11 | East Carolina (09/16/2023) |
| PENALTY YARDS | 108 | Coastal Carolina (10/10/2023) |
| TURNOVERS | 3 | Marshall (11/04/2023) |
| | 3 | East Carolina (09/16/2023) |
| | 3 | Gardner-Webb (09/02/2023) |
| PUNTS | 8 | at Wyoming (09/23/2023) |
| PUNTING AVG | 46.3 | Southern Miss. (10/28/2023) |
| LONG PUNT | 61 | at Old Dominion (10/21/2023) |
| PUNTS INSIDE 20 | 3 | at Wyoming (09/23/2023) |
| LONG PUNT RETURN | 16 | Gardner-Webb (09/02/2023) |



**2023-24 App State Football
Opponent Match Lows
All games**

Opponent - Game Lows

| | | |
|-------------------------|------|--------------------------------|
| RUSHES | 25 | Marshall (11/04/2023) |
| YARDS RUSHING | 99 | East Carolina (09/16/2023) |
| YARDS PER RUSH | 3.7 | East Carolina (09/16/2023) |
| TD RUSHES | 0 | Marshall (11/04/2023) |
| PASS ATTEMPTS | 15 | at Wyoming (09/23/2023) |
| PASS COMPLETIONS | 5 | at Wyoming (09/23/2023) |
| YARDS PASSING | 31 | at Wyoming (09/23/2023) |
| YARDS PER PASS | 2.1 | at Wyoming (09/23/2023) |
| TD PASSES | 0 | at Wyoming (09/23/2023) |
| | 0 | East Carolina (09/16/2023) |
| | 0 | at North Carolina (09/09/2023) |
| TOTAL PLAYS | 42 | at Wyoming (09/23/2023) |
| TOTAL OFFENSE | 208 | at Wyoming (09/23/2023) |
| YARDS PER PLAY | 4.3 | East Carolina (09/16/2023) |
| POINTS | 9 | Marshall (11/04/2023) |
| SACKS BY | 0 | Coastal Carolina (10/10/2023) |
| | 0 | at North Carolina (09/09/2023) |
| FIRST DOWNS | 7 | at Wyoming (09/23/2023) |
| PENALTIES | 5 | at ULM (09/30/2023) |
| | 5 | at North Carolina (09/09/2023) |
| | 5 | Gardner-Webb (09/02/2023) |
| PENALTY YARDS | 50 | Gardner-Webb (09/02/2023) |
| INTERCEPTIONS BY | 0 | Marshall (11/04/2023) |
| | 0 | at Old Dominion (10/21/2023) |
| | 0 | Coastal Carolina (10/10/2023) |
| | 0 | Gardner-Webb (09/02/2023) |
| PUNTS | 2 | at North Carolina (09/09/2023) |
| PUNTING AVG | 31.3 | Gardner-Webb (09/02/2023) |
| LONG PUNT | 45 | Coastal Carolina (10/10/2023) |
| PUNTS INSIDE 20 | 0 | Marshall (11/04/2023) |
| | 0 | Coastal Carolina (10/10/2023) |
| | 0 | at ULM (09/30/2023) |
| | 0 | Gardner-Webb (09/02/2023) |
| LONG PUNT RETURN | 0 | Marshall (11/04/2023) |
| | 0 | Coastal Carolina (10/10/2023) |
| | 0 | at ULM (09/30/2023) |
| | 0 | at North Carolina (09/09/2023) |



**2023-24 App State Football
Opponent Individual Match Highs
All games**

Opponent - Individual Game Highs

| | | |
|----------------------------|------|--------------------------------------------------|
| RUSHES | 26 | Omarion Hampton at North Carolina (09/09/2023) |
| YARDS RUSHING | 247 | Frank Gore vs Southern Miss. (10/28/2023) |
| TD RUSHES | 3 | Omarion Hampton at North Carolina (09/09/2023) |
| LONG RUSH | 75 | Frank Gore vs Southern Miss. (10/28/2023) |
| | 75 | Harrison Waylee at Wyoming (09/23/2023) |
| PASS ATTEMPTS | 46 | Matthew Caldwell vs Gardner-Webb (09/02/2023) |
| PASS COMPLETIONS | 30 | Matthew Caldwell vs Gardner-Webb (09/02/2023) |
| YARDS PASSING | 373 | Grayson McCall vs Coastal Carolina (10/10/2023) |
| TD PASSES | 4 | Jiya Wright at ULM (09/30/2023) |
| LONG PASS | 63 | Grayson McCall vs Coastal Carolina (10/10/2023) |
| RECEPTIONS | 10 | Tiaquelin Mims vs Southern Miss. (10/28/2023) |
| YARDS RECEIVING | 141 | Tiaquelin Mims vs Southern Miss. (10/28/2023) |
| TD RECEPTIONS | 3 | Tyrone Howell at ULM (09/30/2023) |
| LONG RECEPTION | 63 | Braydon Bennett vs Coastal Carolina (10/10/2023) |
| FIELD GOALS | 2 | Ethan Sanchez at Old Dominion (10/21/2023) |
| | 2 | Kade Hensley vs Coastal Carolina (10/10/2023) |
| | 2 | Ryan Coe at North Carolina (09/09/2023) |
| LONG FIELD GOALS | 47 | Ethan Sanchez at Old Dominion (10/21/2023) |
| | 47 | Ryan Coe at North Carolina (09/09/2023) |
| PUNTS | 8 | Clayton Stewart at Wyoming (09/23/2023) |
| PUNTING AVG | 46.3 | Bryce Lofton vs Southern Miss. (10/28/2023) |
| LONG PUNT | 61 | Ethan Duane at Old Dominion (10/21/2023) |
| PUNTS INSIDE 20 | 3 | Clayton Stewart at Wyoming (09/23/2023) |
| LONG PUNT RETURN | 16 | Maleek Huggins vs Gardner-Webb (09/02/2023) |
| LONG KICKOFF RETURN | 31 | Ja'Vin Simpkins vs Coastal Carolina (10/10/2023) |
| TACKLES | 17 | Jason Henderson at Old Dominion (10/21/2023) |
| SACKS | 2.5 | Jalil Clemons vs Southern Miss. (10/28/2023) |
| TACKLES FOR LOSS | 3.5 | Jalil Clemons vs Southern Miss. (10/28/2023) |
| INTERCEPTIONS | 1 | Jay Stanley vs Southern Miss. (10/28/2023) |
| | 1 | A.J. Watts at ULM (09/30/2023) |
| | 1 | Ja'Terious Evans at ULM (09/30/2023) |
| | 1 | Wrook Brown at Wyoming (09/23/2023) |
| | 1 | Antione Jackson vs East Carolina (09/16/2023) |
| | 1 | Don Chapman at North Carolina (09/09/2023) |



**2023-24 App State Football
Games Played
All games**

| ## | Player | GP-GS | GW | UNC | ECU | UW | ULM | CCU | ODU | USM | Marsh |
|----|--------------------|-------|-------|-------|-------|-------|-------|-------|-------|-------|-------|
| 0 | Milan Tucker | 9/0 | XXX | XXX | XXX | XXX | XXX | XXX | XXX | XXX | XXX |
| 1 | Anderson Castle | 1/0 | ... | ... | ... | ... | ... | ... | ... | ... | XXX |
| 2 | Tyrek Funderburk | 9/8 | START | START | START | START | START | START | START | XXX | START |
| 2 | Kaedin Robinson | 9/9 | START | START | START | START | START | START | START | START | START |
| 3 | Ahmani Marshall | 9/0 | XXX | XXX | XXX | XXX | XXX | XXX | XXX | XXX | XXX |
| 4 | Nick Ross | 9/9 | START | START | START | START | START | START | START | START | START |
| 4 | Joey Aguilar | 9/8 | XXX | START | START | START | START | START | START | START | START |
| 5 | Michael Fletcher | 9/0 | XXX | XXX | XXX | XXX | XXX | XXX | XXX | XXX | XXX |
| 5 | Nate Noel | 8/8 | START | START | START | START | START | START | ... | START | START |
| 6 | Dashaun Davis | 9/7 | START | START | XXX | XXX | START | START | START | START | START |
| 6 | EJ Jackson | 5/1 | ... | XXX | ... | XXX | ... | ... | XXX | XXX | START |
| 7 | Andrew Parker Jr. | 9/9 | START | START | START | START | START | START | START | START | START |
| 8 | Brendan Harrington | 2/2 | START | START | ... | ... | ... | ... | ... | ... | ... |
| 8 | Dalton Stroman | 8/1 | XXX | XXX | XXX | XXX | XXX | XXX | XXX | ... | START |
| 9 | Jarrett Paul | 8/0 | XXX | XXX | XXX | XXX | XXX | XXX | XXX | ... | XXX |
| 10 | DJ VanHook | 1/0 | ... | ... | ... | ... | ... | ... | ... | ... | XXX |
| 10 | Zahn Coakley | 0/0 | ... | ... | ... | ... | ... | ... | ... | ... | ... |
| 11 | Jordan Favors | 9/6 | START | START | START | START | START | START | XXX | XXX | XXX |
| 11 | Grant Tucker | 0/0 | ... | ... | ... | ... | ... | ... | ... | ... | ... |
| 12 | Michael Hetzel | 9/0 | XXX | XXX | XXX | XXX | XXX | XXX | XXX | XXX | XXX |
| 12 | Shawn Collins | 9/9 | START | START | START | START | START | START | START | START | START |
| 13 | Christan Horn | 9/8 | START | START | START | START | START | START | START | START | XXX |
| 13 | Trenton Alan Yowe | 9/1 | XXX | XXX | XXX | XXX | XXX | XXX | XXX | START | XXX |
| 14 | Kanye Roberts | 9/1 | XXX | XXX | XXX | XXX | XXX | XXX | START | XXX | XXX |
| 14 | Jayden Bethea | 0/0 | ... | ... | ... | ... | ... | ... | ... | ... | ... |
| 15 | Thomas Davis | 9/3 | XXX | XXX | START | START | START | XXX | XXX | XXX | XXX |
| 15 | Makai Jackson | 9/0 | XXX | XXX | XXX | XXX | XXX | XXX | XXX | XXX | XXX |
| 16 | Omari Philyaw | 6/0 | ... | XXX | XXX | ... | XXX | XXX | XXX | ... | XXX |
| 16 | David Hernandez | 0/0 | ... | ... | ... | ... | ... | ... | ... | ... | ... |
| 17 | Mason McHugh | 0/0 | ... | ... | ... | ... | ... | ... | ... | ... | ... |
| 17 | Jalik Thomas | 9/2 | XXX | XXX | XXX | XXX | XXX | XXX | START | START | XXX |
| 18 | Ryan Burger | 1/1 | START | ... | ... | ... | ... | ... | ... | ... | ... |
| 18 | James Edwards | 0/0 | ... | ... | ... | ... | ... | ... | ... | ... | ... |
| 19 | Ethan Johnson | 9/9 | START | START | START | START | START | START | START | START | START |
| 19 | Cameron Estep | 0/0 | ... | ... | ... | ... | ... | ... | ... | ... | ... |
| 20 | Nathan Kibambe | 0/0 | ... | ... | ... | ... | ... | ... | ... | ... | ... |
| 20 | Jaylon Calhoun | 0/0 | ... | ... | ... | ... | ... | ... | ... | ... | ... |
| 21 | DJ Burks | 9/0 | XXX | XXX | XXX | XXX | XXX | XXX | XXX | XXX | XXX |
| 21 | Reece Larson | 2/0 | ... | ... | XXX | ... | ... | ... | ... | ... | XXX |
| 22 | DJ Porter | 0/0 | ... | ... | ... | ... | ... | ... | ... | ... | ... |
| 22 | Cash McVay | 0/0 | ... | ... | ... | ... | ... | ... | ... | ... | ... |
| 24 | Cahari Haynes | 3/0 | ... | ... | ... | ... | XXX | XXX | XXX | ... | ... |
| 25 | Jackson Greene | 9/0 | XXX | XXX | XXX | XXX | XXX | XXX | XXX | XXX | XXX |
| 26 | Caden Sullivan | 9/6 | XXX | XXX | START | START | START | START | XXX | START | START |
| 27 | Ronald Clarke | 8/3 | XXX | XXX | XXX | XXX | ... | XXX | START | START | START |
| 27 | Michael Dipasquale | 0/0 | ... | ... | ... | ... | ... | ... | ... | ... | ... |
| 28 | Maquel Haywood | 9/0 | XXX | XXX | XXX | XXX | XXX | XXX | XXX | XXX | XXX |
| 28 | Zyeir Gamble | 0/0 | ... | ... | ... | ... | ... | ... | ... | ... | ... |
| 29 | Santana Hopper | 9/1 | XXX | XXX | XXX | XXX | XXX | XXX | XXX | XXX | START |
| 29 | Carter Everett | 0/0 | ... | ... | ... | ... | ... | ... | ... | ... | ... |
| 30 | Carter Greene | 0/0 | ... | ... | ... | ... | ... | ... | ... | ... | ... |
| 31 | Dyvon McKinney | 0/0 | ... | ... | ... | ... | ... | ... | ... | ... | ... |
| 33 | Derrell Farrar | 8/0 | XXX | XXX | XXX | XXX | XXX | XXX | XXX | ... | XXX |
| 34 | Colton Phares | 0/0 | ... | ... | ... | ... | ... | ... | ... | ... | ... |
| 35 | Jack Scroggs | 6/0 | XXX | ... | ... | XXX | XXX | XXX | XXX | ... | XXX |
| 35 | Dylan Castoria | 0/0 | ... | ... | ... | ... | ... | ... | ... | ... | ... |
| 36 | Kevon Haigler | 9/0 | XXX | XXX | XXX | XXX | XXX | XXX | XXX | XXX | XXX |
| 37 | Andre Hamilton | 8/0 | XXX | XXX | XXX | XXX | XXX | XXX | XXX | ... | XXX |
| 39 | Tony Harris | 0/0 | ... | ... | ... | ... | ... | ... | ... | ... | ... |
| 40 | Cole Becker | 0/0 | ... | ... | ... | ... | ... | ... | ... | ... | ... |



**2023-24 App State Football
Games Played
All games**

| ## | Player | GP-GS | GW | UNC | ECU | UW | ULM | CCU | ODU | USM | Marsh |
|----|-----------------------|-------|-------|-------|-------|-------|-------|-------|-------|-------|-------|
| 41 | Conner Maynard | 9/0 | XXX | XXX | XXX | XXX | XXX | XXX | XXX | XXX | XXX |
| 42 | Christian Johnstone | 9/0 | XXX | XXX | XXX | XXX | XXX | XXX | XXX | XXX | XXX |
| 42 | Braxton Veiga | 0/0 | ... | ... | ... | ... | ... | ... | ... | ... | ... |
| 43 | Ryan McKinnis | 0/0 | ... | ... | ... | ... | ... | ... | ... | ... | ... |
| 44 | Brodrick Gooch | 9/0 | XXX | XXX | XXX | XXX | XXX | XXX | XXX | XXX | XXX |
| 44 | Jake Mann | 0/0 | ... | ... | ... | ... | ... | ... | ... | ... | ... |
| 45 | Trevor Moffitt | 6/0 | XXX | ... | ... | XXX | XXX | XXX | XXX | XXX | ... |
| 46 | Isaiah McGuffin | 0/0 | ... | ... | ... | ... | ... | ... | ... | ... | ... |
| 47 | Romelo Bell | 0/0 | ... | ... | ... | ... | ... | ... | ... | ... | ... |
| 48 | DeShawn McKnight | 0/0 | ... | ... | ... | ... | ... | ... | ... | ... | ... |
| 49 | Mitchell Lake | 9/0 | XXX | XXX | XXX | XXX | XXX | XXX | XXX | XXX | XXX |
| 49 | Randy Marion III | 0/0 | ... | ... | ... | ... | ... | ... | ... | ... | ... |
| 50 | DeAndre Dingle-Prince | 9/9 | START | START | START | START | START | START | START | START | START |
| 51 | Cayden Sweatt | 0/0 | ... | ... | ... | ... | ... | ... | ... | ... | ... |
| 52 | Orlando Leon | 0/0 | ... | ... | ... | ... | ... | ... | ... | ... | ... |
| 53 | Jake Ganoë | 0/0 | ... | ... | ... | ... | ... | ... | ... | ... | ... |
| 54 | Isaiah Helms | 9/9 | START | START | START | START | START | START | START | START | START |
| 55 | Seth Williams | 2/0 | ... | ... | ... | ... | ... | ... | ... | XXX | XXX |
| 56 | Kyle Arnholt | 8/7 | START | START | START | START | START | START | START | ... | XXX |
| 57 | Austin Shook | 0/0 | ... | ... | ... | ... | ... | ... | ... | ... | ... |
| 58 | Blake Bradford | 0/0 | ... | ... | ... | ... | ... | ... | ... | ... | ... |
| 59 | Jack Murphy | 9/9 | START | START | START | START | START | START | START | START | START |
| 60 | Ethan Ryan | 0/0 | ... | ... | ... | ... | ... | ... | ... | ... | ... |
| 62 | Bucky Williams | 9/9 | START | START | START | START | START | START | START | START | START |
| 63 | Jayden Ramsey | 2/1 | START | ... | ... | ... | ... | XXX | ... | ... | ... |
| 66 | Danny Stevens | 0/0 | ... | ... | ... | ... | ... | ... | ... | ... | ... |
| 70 | Thornton Gentry | 9/4 | XXX | XXX | XXX | XXX | XXX | START | START | START | START |
| 72 | Markell Samuel | 8/4 | XXX | START | START | START | START | XXX | XXX | ... | XXX |
| 73 | Jaden Lindsay | 4/0 | XXX | XXX | XXX | XXX | ... | ... | ... | ... | ... |
| 74 | Griffin Scroggs | 8/0 | XXX | XXX | XXX | XXX | XXX | XXX | XXX | ... | XXX |
| 75 | Damion Daley | 9/9 | START | START | START | START | START | START | START | START | START |
| 76 | Logan Ridolph | 0/0 | ... | ... | ... | ... | ... | ... | ... | ... | ... |
| 77 | Daniel Davis | 0/0 | ... | ... | ... | ... | ... | ... | ... | ... | ... |
| 78 | Joseph Solomon | 0/0 | ... | ... | ... | ... | ... | ... | ... | ... | ... |
| 80 | Max Drag | 0/0 | ... | ... | ... | ... | ... | ... | ... | ... | ... |
| 81 | Miller Gibbs | 5/2 | START | START | ... | ... | ... | ... | XXX | XXX | XXX |
| 82 | Chris Lawson Jr. | 0/0 | ... | ... | ... | ... | ... | ... | ... | ... | ... |
| 83 | Coen Sutton | 2/0 | ... | ... | XXX | ... | ... | ... | ... | ... | XXX |
| 84 | Ayden Burkey | 0/0 | ... | ... | ... | ... | ... | ... | ... | ... | ... |
| 85 | David Larkins | 6/2 | ... | ... | START | START | XXX | XXX | XXX | ... | XXX |
| 86 | Kanen Hamlett | 7/0 | ... | XXX | XXX | XXX | XXX | XXX | XXX | ... | XXX |
| 87 | Eli Wilson | 9/7 | XXX | XXX | START | START | START | START | START | START | START |
| 88 | Donovan Spellman | 8/1 | START | XXX | XXX | XXX | XXX | XXX | XXX | ... | XXX |
| 88 | Luke Hale | 0/0 | ... | ... | ... | ... | ... | ... | ... | ... | ... |
| 89 | August Drews | 8/0 | XXX | XXX | XXX | XXX | XXX | XXX | XXX | ... | XXX |
| 90 | Nate Johnson | 8/4 | XXX | START | XXX | XXX | XXX | START | START | START | ... |
| 91 | Markus Clark | 8/8 | START | START | START | START | START | START | START | START | ... |
| 92 | AJ Mebane | 0/0 | ... | ... | ... | ... | ... | ... | ... | ... | ... |
| 94 | Stephen Passeggiata | 0/0 | ... | ... | ... | ... | ... | ... | ... | ... | ... |
| 95 | Montez Kelley | 8/0 | XXX | XXX | XXX | XXX | ... | XXX | XXX | XXX | XXX |
| 96 | Josiah Wyatt | 3/0 | ... | ... | XXX | ... | XXX | ... | ... | ... | XXX |
| 97 | Kevin Abrams-Verwayne | 8/0 | XXX | XXX | XXX | XXX | XXX | XXX | XXX | ... | XXX |
| 98 | Jason Hertz | 0/0 | ... | ... | ... | ... | ... | ... | ... | ... | ... |
| 99 | Michael Hughes | 9/0 | XXX | XXX | XXX | XXX | XXX | XXX | XXX | XXX | XXX |

| GAME 1 | FINAL | | | | | |
|--------------|-------|----|----|----|---|----|
| Gardner-Webb | 0 | 10 | 14 | 0 | — | 24 |
| APP STATE | 7 | 7 | 17 | 14 | — | 45 |

Sept. 2 - Kidd Brewer Stadium - Boone, N.C. - 36,075



GAME NOTES

Attendance at Kidd Brewer Stadium was 36,075, the second-largest crowd in Kidd Brewer Stadium history behind last year's season opener against North Carolina (40,168).

App State won its ninth home opener in the last 10 tries.

The Mountaineers improved to 9-0 all-time against Gardner-Webb and won against an FCS team for the 10th time in 11 tries since moving up to the FBS ranks in 2014.

This was the first matchup and win against a ranked FCS team since a 33-21 win at No. 24 Wofford in 2013.

App State improved to 49-9 in home games since 2014, the sixth-best winning percentage nationally in that span (and best among Group of Five programs).

First-time starters included QB Ryan Burger, LT Jack Murphy, RT Jayden Ramsey, SS Jordan Favors, DE Shawn Collins, CB Tyrek Funderburk, ILB Kyle Arnholt, OLB Donovan Spellman and DT Markus Clark.

2022 All-American kick returner Milan Tucker was in midseason form with a 48-yard return on the opening kickoff, his only return of the game.

Michael Hughes connected on a career-long 43-yard field goal that gave App State a 31-24 lead at the end of the third quarter.

Nate Noel rushed for 115 yards and a touchdown, his 10th career 100-yard rushing performance.

In his App State debut, running back Maquel Haywood rushed 11 times for 45 yards.

Nick Ross totaled a career-high 13 tackles to lead the defensive unit.

| TEAM TOTALS | GW | APP |
|------------------------------|---------|---------|
| FIRST DOWNS | | |
| Total | 19 | 23 |
| Rushing | 8 | 9 |
| Passing | 11 | 12 |
| Penalty | 0 | 2 |
| RUSHING | | |
| Total (Net) | 139 | 147 |
| Attempts | 30 | 43 |
| Avg. Per Rush | 4.6 | 3.4 |
| Rushing TDs | 2 | 1 |
| Yds. Gained | 146 | 187 |
| Yds. Lost | 7 | 40 |
| PASSING | | |
| Total (Net) | 221 | 247 |
| Comp.-Att.-Int. | 30-46-2 | 18-24-0 |
| Avg. / Att. | 4.8 | 10.3 |
| Avg. / Comp. | 7.4 | 13.7 |
| TDs | 1 | 5 |
| TOTAL OFFENSE | | |
| Yards | 360 | 394 |
| Plays | 76 | 67 |
| Avg. / Play | 4.7 | 5.9 |
| Fumbles - Lost | 1-1 | 3-0 |
| Penalties - Yds. | 5-50 | 2-20 |
| PUNTING | | |
| Punts - Yds. | 4-125 | 4-159 |
| Avg. / Punt | 31.2 | 39.8 |
| Inside 20 | 0 | 1 |
| 50+ Yds. | 0 | 0 |
| Touchbacks | 0 | 0 |
| Fair Catch | 3 | 2 |
| KICKOFFS | | |
| Total - Yds. | 5-263 | 8-474 |
| Avg. Yds. / Kickoff | 52.6 | 59.3 |
| Touchbacks | 2 | 5 |
| RETURNS | | |
| Punt: Total - Yds. - TDs | 2-27-0 | 0-0-0 |
| Punt: Avg. / Return | 13.5 | 0 |
| Kickoff: Total - Yds. - TDs | 1-21-0 | 2-57-0 |
| Kickoff: Avg. / Return | 21.0 | 28.5 |
| INT: Total - Yds. - TDs | 0-0-0 | 2-37-0 |
| Fumble: Total - Yds. - TDs | 0-0-0 | 0-0-0 |
| MISCELLANEOUS | | |
| Misc. Yards | 0 | 0 |
| Poss. Time | 28:18 | 31:42 |
| 3rd. Down Conv. | 8 of 18 | 4 of 13 |
| 4th. Down Conversions | 2 of 3 | 3 of 3 |
| Red-Zone: Scores - Chances | 3-3 | 3-4 |
| Sacks: Total - Yds. | 2-8 | 0-0 |
| PAT: Total - Made | 3-3 | 6-6 |
| 2PT Conversion: Total - Made | 0-0 | 0-0 |
| Field Goals: Total - Made | 1-1 | 1-2 |

Aguilar, Second-Half Takeaways Provide Key Spark

BOONE, N.C. — With the reset button hit, App State opened the 2023 season by winning in front of a big crowd at The Rock.

Newcomers and non-starters delivered some of the biggest plays during the 45-24 victory against Gardner-Webb in front of 36,075 fans — the second-biggest crowd in Kidd Brewer Stadium history.

In relief of starter Ryan Burger, who went 7 of 11 with an early TD pass before exiting for the rest of the game with a finger injury, Joey Aguilar completed 11 of his 13 passes for 174 yards and four TDs. He threw a TD on his first play for the Mountaineers and set a school record for the most TD passes by a quarterback in his App State debut.

“You have to go out there and just play, no matter if it’s first, second, third,” he said. “It’s always next guy up, and you just have to be prepared.”

“Joey came in, his first collegiate pass for App State is a touchdown, and that gave us the spark we needed,” head coach Shawn Clark said.

Eli Wilson, Kaedin Robinson, Dalton Stroman, Dashaun Davis and Christan Horn had one touchdown catch apiece, and Nate Noel rushed for 115 yards and one touchdown on a career-high 24 carries.

Three turnovers forced in a span of eight minutes from late in the third quarter to midway through the fourth enabled the Mountaineers to gain separation from the Runnin’ Bulldogs, who led 24-21 in the third quarter before App State scored the final 24 points.

With App State ahead 31-24, defensive end Michael Fletcher’s second QB pressure of the game led to an interception from Jackson Greene, who returned the ball 25 yards to the Gardner-Webb 23. Noel followed a 16-yard run with a 7-yard score, and pressure from Shawn Collins contributed to an INT by fellow newcomer Jack Scroggs shortly thereafter.

Kevin Abrams-Verwayne later forced a fumble that was recovered by Montez Kelley, and Aguilar’s fourth TD pass capped the scoring.

SCORING SUMMARY

| Team | Qtr | Time | Scoring Play | Plays | Time | Score |
|------|-----|-------|---------------------------------------------------|-------|------|-------|
| APP | 1st | 1:08 | Wilson 12 yd pass from Burger (Hughes kick) | 15-77 | 5:32 | 7-0 |
| GW | 2nd | 13:03 | Brown 8 yd run (Billingsley kick) | 8-75 | 3:05 | 7-7 |
| GW | 2nd | 5:22 | Billingsley, Jay 37 yd field goal | 16-44 | 5:35 | 7-10 |
| APP | 2nd | 2:06 | Robinson 2 yd pass from Aguilar (Hughes kick) | 1-32 | 0:07 | 14-10 |
| GW | 3rd | 10:41 | Brown, Jayden 16 yd run (Billingsley kick) | 11-65 | 4:19 | 14-17 |
| APP | 3rd | 7:24 | Davis 26 yd pass from Aguilar (Hughes kick) | 8-65 | 3:17 | 21-17 |
| GW | 3rd | 5:16 | Brown 41 yd pass from Caldwell (Billingsley kick) | 5-75 | 2:08 | 21-24 |
| APP | 3rd | 3:35 | Stroman 43 yd pass from Aguilar (Hughes kick) | 4-64 | 1:36 | 28-24 |
| APP | 3rd | 0:20 | Hughes 43 yd field goal | 6-39 | 2:21 | 31-24 |
| APP | 4th | 14:52 | Noel 7 yd run (Hughes kick) | 2-23 | 0:18 | 38-24 |
| APP | 4th | 1:50 | Horn 7 yd pass from Aguilar (Hughes kick) | 9-61 | 5:35 | 45-24 |

STAT LEADERS

| GARDNER-WEBB | | | | APP STATE | | | |
|------------------|--------------------|------------|-----------|------------------|--------------------|------------|-----------|
| Rushing | Att. | Yds | TD | Rushing | Att. | Yds | TD |
| Gaither | 10 | 54 | 0 | Noel | 24 | 115 | 1 |
| Brown | 9 | 45 | 2 | Haywood | 11 | 45 | 0 |
| Caldwell | 4 | 18 | 0 | Aguilar | 3 | 8 | 0 |
| Jones | 1 | 7 | 0 | Burger | 4 | -10 | 0 |
| Squire | 1 | 6 | 0 | Tucker | 1 | -11 | 0 |
| Jackson | 1 | 3 | 0 | Totals | 43 | 147 | 1 |
| English | 1 | 1 | 0 | Passing | Cmp-Att-Int | Yds | TD |
| Totals | 39 | 139 | 2 | Burger | 7-11-0 | 73 | 1 |
| Passing | Cmp-Att-Int | Yds | TD | Aguilar | 11-13-0 | 174 | 4 |
| Caldwell | 30-46-2 | 221 | 1 | Totals | 18-24-0 | 247 | 5 |
| Totals | 30-46-2 | 221 | 1 | Receiving | No. | Yds | TD |
| Receiving | No. | Yds | TD | Robinson | 4 | 64 | 1 |
| Gaither | 7 | 22 | 0 | Horn | 4 | 50 | 1 |
| McGuire | 5 | 32 | 0 | Davis | 3 | 36 | 1 |
| Burns | 4 | 51 | 0 | Stroman | 2 | 49 | 1 |
| Page | 4 | 28 | 0 | Wilson | 2 | 15 | 1 |
| Floyd | 4 | 18 | 0 | Hetzel | 1 | 22 | 0 |
| Brown | 3 | 67 | 1 | Tucker | 1 | 6 | 0 |
| Jones | 1 | 8 | 0 | Gibbs | 1 | 5 | 0 |
| Hough | 1 | 5 | 0 | Totals | 18 | 247 | 5 |
| Borders | 1 | 0 | 0 | | | | |
| Totals | 30 | 221 | 1 | | | | |

| GAME 2 | | | | | | | FINAL |
|-----------|---|----|----|----|---|---|-------|
| APP STATE | 0 | 10 | 7 | 10 | 7 | 0 | — 34 |
| #17 UNC | 0 | 10 | 10 | 7 | 7 | 6 | — 40 |

Sept. 9 - Kenan Stadium - Chapel Hill, N.C. - 50,500



GAME NOTES

It was App State's seventh OT game at the FBS level (1-6 record) and 14th overall (4-10 record).

This was the third time since 2016 that the Mountaineers took a nationally ranked team to OT on the road. The others were a 20-13 loss at No. 9 Tennessee in 2016 and a 45-38 loss at No. 9 Penn State in 2018.

The Mountaineers' last eight games against Power Five opponents have all been decided by seven points or less, a stretch that includes the 34-31 road win against the Tar Heels in 2019 and the 63-61 loss to them last year in Boone.

Seven of App State's last eight games against AP Top 25 foes have ended with one-possession final margins, and the only exception was a 34-23 loss at Coastal Carolina in 2020 after App State held a lead going into the final three minutes.

Michael Fletcher and Brendan Harrington had sacks for an App State defense that made several big stops in short-yardage situations, including two big plays involving Jordan Favors.

Facing a fourth-and-1 scenario from the App State 44 early in the fourth quarter, Joey Aguilar faked a handoff and lofted a pass into the hands of well-covered tight end Miller Gibbs for 19 yards on a play with only one player out on a receiving route. Dalton Stroman went up high with one hand to snag a pass in traffic for a 18-yard gain to the UNC 18, and Milan Tucker's 10-yard reception set up Nate Noel's go-ahead score.

First-time starters for the Mountaineers included freshman OLB Nate Johnson, junior QB Joey Aguilar and redshirt sophomore LT Markell Samuel.

Milan Tucker gained 41 yards on his only kick return, and Michael Hughes had a career-long FG of 46 yards.

| TEAM TOTALS | APP | UNC |
|------------------------------|---------|---------|
| FIRST DOWNS | | |
| Total | 30 | 27 |
| Rushing | 11 | 18 |
| Passing | 16 | 7 |
| Penalty | 3 | 2 |
| RUSHING | | |
| Total (Net) | 219 | 319 |
| Attempts | 44 | 45 |
| Avg. Per Rush | 5.0 | 7.1 |
| Rushing TDs | 2 | 5 |
| Yds. Gained | 225 | 337 |
| Yds. Lost | 6 | 18 |
| PASSING | | |
| Total (Net) | 275 | 208 |
| Comp.-Att.-Int. | 22-43-1 | 21-30-0 |
| Avg. / Att. | 6.4 | 6.9 |
| Avg. / Comp. | 12.5 | 9.9 |
| TDs | 2 | 0 |
| TOTAL OFFENSE | | |
| Yards | 494 | 527 |
| Plays | 87 | 75 |
| Avg. / Play | 5.7 | 7 |
| Fumbles - Lost | 2-0 | 0-0 |
| Penalties - Yds. | 7-70 | 5-60 |
| PUNTING | | |
| Punts - Yds. | 2-74 | 2-90 |
| Avg. / Punt | 37 | 45 |
| Inside 20 | 1 | 2 |
| 50+ Yds. | 0 | 0 |
| Touchbacks | 0 | 0 |
| Fair Catch | 0 | 2 |
| KICKOFFS | | |
| Total - Yds. | 6-315 | 6-375 |
| Avg. Yds. / Kickoff | 52.5 | 62.5 |
| Touchbacks | 0 | 5 |
| RETURNS | | |
| Punt: Total - Yds. - TDs | 0-0-0 | 0-0-0 |
| Punt: Avg. / Return | 0 | 0 |
| Kickoff: Total - Yds. - TDs | 1-41-0 | 0-0-0 |
| Kickoff: Avg. / Return | 41.0 | 0 |
| INT: Total - Yds. - TDs | 0-0-0 | 1-7-0 |
| Fumble: Total - Yds. - TDs | 0-0-0 | 0-0-0 |
| MISCELLANEOUS | | |
| Misc. Yards | 0 | 0 |
| Poss. Time | 33:39 | 26:21 |
| 3rd. Down Conv. | 8 of 17 | 8 of 13 |
| 4th. Down Conversions | 2 of 3 | 0 of 1 |
| Red-Zone: Scores - Chances | 4-5 | 6-8 |
| Sacks: Total - Yds. | 2-11 | 0-0 |
| PAT: Total - Made | 4-4 | 4-4 |
| 2PT Conversion: Total - Made | 0-0 | 0-1 |
| Field Goals: Total - Made | 2-3 | 2-3 |

App State Drops Two-OT Heartbreaker in Kenan

CHAPEL HILL — Another App State-North Carolina showdown. Another sold-out thriller going down to the final seconds — and, in this case, being decided with the clock no longer needed.

After the Mountaineers and 17th-ranked Tar Heels traded scores to begin overtime, UNC opened the second overtime with a touchdown and made a defensive stop to cap a 40-34 victory against App State.

The Mountaineers' last eight games against Power Five foes have all been decided by seven points or less. App State held five leads and came close to improving to 3-1 in its last four games vs. ranked foes.

"I'm at a loss for words, but I'm very proud of our team," Shawn Clark said. "I'm never going to second-guess anything our players have done. They're hurting, but we're Mountaineers. We'll bounce back from this."

Joey Aguilar completed 22 passes for 272 yards and two TDs in his first start. Dashaun Davis accounted for one of the TDs on a night in which he caught seven passes for a career-high 117 yards, and Nate Noel rushed a career-high 26 times for 127 yards with two touchdowns.

App State's offensive line paved the way for 219 rushing yards while allowing no sacks against a defense that recorded nine sacks and allowed minus-2 rushing yards the previous week at South Carolina.

Michael Hughes kicked a game-tying, 33-yard field goal with 1:22 left in the fourth quarter, and the Tar Heels (2-0) missed a 39-yard attempt wide left as time expired to send the game into OT at 27-all.

Three runs to begin OT from Noel, including a 7-yard TD, gave App State a 34-27 lead before UNC answered back with a 17-yard TD run. With UNC having possession to start the second OT, Drake Maye scored on a 13-yard keeper, but Jordan Favors and Caden Sullivan combined on a conversion tackle. An incomplection, 2-yard run and 3-yard completion preceded a fourth-and-5 incomplection near the end zone.

SCORING SUMMARY

| Team | Qtr | Time | Scoring Play | Plays | Time | Score |
|------|-----|-------|---------------------------------------------|-------|------|-------|
| APP | 2nd | 11:10 | Hughes 46 yd field goal | 19-66 | 8:10 | 3-0 |
| UNC | 2nd | 10:43 | Hampton 68 yd run (Coe kick) | 2-75 | 0:27 | 3-7 |
| APP | 2nd | 7:14 | Wilson 5 yd pass from Aguilar (Hughes kick) | 9-75 | 3:29 | 10-7 |
| UNC | 2nd | 3:05 | Coe 47 yd field goal | 9-46 | 4:09 | 10-10 |
| APP | 3rd | 12:43 | Davis 33 yd pass from Aguilar (Hughes kick) | 6-75 | 2:17 | 17-10 |
| UNC | 3rd | 8:57 | Hood 5 yd run (Coe kick) | 11-75 | 3:46 | 17-17 |
| UNC | 3rd | 1:25 | Coe 31 yd field goal | 11-51 | 5:01 | 17-20 |
| APP | 4th | 10:44 | Noel 7 yd run (Hughes kick) | 12-75 | 5:41 | 24-20 |
| UNC | 4th | 9:19 | Hampton 7 yd run (Coe kick) | 4-75 | 1:25 | 24-27 |
| APP | 4th | 1:22 | Hughes 33 yd field goal | 12-69 | 2:48 | 27-27 |
| APP | OT | | Noel 7 yd run (Hughes kick) | 3-25 | | 34-27 |
| UNC | OT | | Hampton 17 yd run (Coe kick) | 3-25 | | 34-34 |
| UNC | OT | | Maye 13 yd run (Maye run failed) | 3-25 | | 34-40 |

STAT LEADERS

| APP STATE | | | | NORTH CAROLINA | | | |
|---------------|----------------|------------|----------|----------------|----------------|------------|----------|
| Rushing | Att. | Yds | TD | Rushing | Att. | Yds | TD |
| Noel | 26 | 127 | 2 | Hampton | 26 | 234 | 3 |
| Haywood | 10 | 42 | 0 | Maye | 11 | 57 | 1 |
| Aguilar | 6 | 42 | 0 | Hood | 6 | 26 | 1 |
| Davis | 1 | 10 | 0 | Green | 1 | 4 | 0 |
| Tucker | 1 | -2 | 0 | Team | 1 | -2 | 0 |
| Totals | 44 | 219 | 2 | Totals | 45 | 319 | 5 |
| Passing | Cmp-Att-Int | Yds | TD | Passing | Cmp-Att-Int | Yds | TD |
| Aguilar | 22-43-1 | 275 | 2 | Maye | 21-30-0 | 208 | 0 |
| Totals | 22-43-1 | 275 | 2 | Totals | 21-30-0 | 208 | 0 |
| Receiving | No. | Yds | TD | Receiving | No. | Yds | TD |
| Davis | 7 | 117 | 1 | Paysour | 8 | 73 | 0 |
| Tucker | 3 | 26 | 0 | Jones | 5 | 91 | 0 |
| Stroman | 2 | 34 | 0 | Blackwell | 4 | 13 | 0 |
| Robinson | 2 | 33 | 0 | Hampton | 1 | 10 | 0 |
| Wilson | 2 | 18 | 1 | Nesbit | 1 | 9 | 0 |
| Jackson | 2 | 10 | 0 | McCollum | 1 | 8 | 0 |
| Horn | 2 | 9 | 0 | Greene Jr. | 1 | 4 | 0 |
| Gibbs | 1 | 19 | 0 | Totals | 21 | 208 | 0 |
| Noel | 1 | 9 | 0 | | | | |
| Totals | 22 | 275 | 2 | | | | |

| GAME 3 | FINAL | | | | | |
|---------------|-------|----|----|---|---|----|
| East Carolina | 7 | 14 | 7 | 0 | — | 28 |
| APP STATE | 10 | 6 | 20 | 7 | — | 43 |

Sept. 16 - Kidd Brewer Stadium - Boone, N.C. - 40,168 (ties stadium record)



GAME NOTES

App State now owns two of the three 40,000-attendance games in the history of the Sun Belt Conference. The record is a 2009 Louisiana home game against Southern that had 41,357 fans.

The Mountaineers increased their all-time series lead over East Carolina to 21-12 and have a 2-0 advantage with both teams as FBS members.

App State improved to 50-9 in home games since 2014, the sixth-best winning percentage nationally in that span (and best among Group of Five programs).

The Mountaineers improved to 31-1 when winning the turnover battle since 2018, including a 17-1 mark with Shawn Clark as the head coach.

First-time starters for the Mountaineers included TE David Larkins and OLB Thomas Davis.

App State has started a season with three straight performances of 40-plus points for the first time since 2010. The Mountaineers finished 10-3 that season and were Southern Conference Co-Champions.

It was Nate Noel's fourth straight 100-yard game dating back to last year, becoming the first App State player to do that since Darrynton Evans in 2018.

Through two and a half games after he entered in the second quarter for injured starter Ryan Burger against Gardner-Webb, Aguilar has thrown for nine touchdowns and accounted for 10, while only tossing a pair of INTs.

Returning All-American kick returner Milan Tucker scored his first career receiving touchdown.

The Mountaineers held ECU to 99 rushing yards in the game, including minus-5 in the second half.

| TEAM TOTALS | ECU | APP |
|------------------------------|---------|---------|
| FIRST DOWNS | | |
| Total | 14 | 23 |
| Rushing | 7 | 11 |
| Passing | 7 | 11 |
| Penalty | 0 | 1 |
| RUSHING | | |
| Total (Net) | 99 | 239 |
| Attempts | 27 | 45 |
| Avg. Per Rush | 3.7 | 5.3 |
| Rushing TDs | 2 | 3 |
| Yds. Gained | 148 | 258 |
| Yds. Lost | 49 | 19 |
| PASSING | | |
| Total (Net) | 161 | 241 |
| Comp.-Att.-Int. | 19-33-3 | 17-29-1 |
| Avg. / Att. | 4.9 | 8.3 |
| Avg. / Comp. | 8.5 | 14.2 |
| TDs | 0 | 3 |
| TOTAL OFFENSE | | |
| Yards | 260 | 480 |
| Plays | 60 | 74 |
| Avg. / Play | 4.3 | 6.5 |
| Fumbles - Lost | 0-0 | 1-1 |
| Penalties - Yds. | 11-80 | 3-25 |
| PUNTING | | |
| Punts - Yds. | 5-214 | 3-118 |
| Avg. / Punt | 42.8 | 39.3 |
| Inside 20 | 2 | 1 |
| 50+ Yds. | 1 | 1 |
| Touchbacks | 0 | 0 |
| Fair Catch | 3 | 2 |
| KICKOFFS | | |
| Total - Yds. | 5-320 | 8-484 |
| Avg. Yds. / Kickoff | 64.0 | 60.5 |
| Touchbacks | 3 | 3 |
| RETURNS | | |
| Punt: Total - Yds. - TDs | 1-11-0 | 1-23-0 |
| Punt: Avg. / Return | 11.0 | 23.0 |
| Kickoff: Total - Yds. - TDs | 3-71-0 | 2-55-0 |
| Kickoff: Avg. / Return | 23.7 | 27.5 |
| INT: Total - Yds. - TDs | 1-8-1 | 3-26-0 |
| Fumble: Total - Yds. - TDs | 1-57-1 | 0-0-0 |
| MISCELLANEOUS | | |
| Misc. Yards | 0 | 0 |
| Poss. Time | 28:33 | 27:13 |
| 3rd. Down Conv. | 3 of 10 | 7 of 14 |
| 4th. Down Conversions | 0 of 1 | 0 of 1 |
| Red-Zone: Scores - Chances | 2-2 | 4-5 |
| Sacks: Total - Yds. | 1-4 | 4-47 |
| PAT: Total - Made | 4-4 | 4-4 |
| 2PT Conversion: Total - Made | 0-0 | 0-2 |
| Field Goals: Total - Made | 0-0 | 1-1 |

Record-Tying Crowd Watches App State Top Pirates

BOONE, N.C. — A record-tying crowd for the long-awaited return of an in-state rival. And a satisfying, bounce-back result to boot.

Facing East Carolina in Boone for the first time since 1979, App State pulled away in the second half to claim a 43-28 victory against the Pirates with a crowd of 40,168 rocking Kidd Brewer Stadium. That total matched the stadium record set in 2022 for North Carolina's season-opening visit to the High Country.

An action-packed day that started with Yosef ziplining from the seventh-floor tower onto the field while holding the American flag ended with App State scoring 33 of the final 40 points.

The Mountaineers (2-1) intercepted three passes and recorded four sacks while overcoming two defensive TDs scored by the Pirates, who led 21-10 in the second quarter. One of those touchdowns was a short pick-sick touchdown return, but Joey Aguilar fired three touchdown passes after that and finished 17 of 29 for 241 yards as App State played its third straight in-state opponent to open the 2023 season.

After the Mountaineers fell in two overtimes at North Carolina and gave up an opening-drive touchdown to ECU (0-3), Nate Noel scored from 68 yards out on App State's second offensive play and posted his fourth straight 100-yard game (dating back to last season) with a career-high 193 yards on 25 attempts.

Nick Ross, Jordan Favors and Omari Philyaw all intercepted passes against first-time ECU starter Alex Flinn. Andrew Parker Jr., Markus Clark, Brodrick Gooch and Nate Johnson came away with sacks for a defense that limited the Pirates to 42 second-half yards on 25 plays.

"I'm proud of our football team and really proud of our defense to give up 14 points all day," App State head coach Shawn Clark said. "I just want to thank the fans. We can't thank you enough for tying the all-time attendance record here at App State. The students were incredible."

SCORING SUMMARY

| Team | Qtr | Time | Scoring Play | Plays | Time | Score |
|------|-----|-------|------------------------------------------------|-------|------|-------|
| ECU | 1st | 10:14 | Harris 7 yd run (Conrad kick) | 9-75 | 4:46 | 0-7 |
| APP | 1st | 9:39 | Noel 68 yd run (Hughes kick) | 2-75 | 0:35 | 7-7 |
| APP | 1st | 3:49 | Hughes 36 yd field goal | 10-42 | 5:11 | 10-7 |
| ECU | 2nd | 9:25 | Jackson 8 yd interception (Conrad kick) | | | 10-14 |
| ECU | 2nd | 2:14 | Harris 4 yd run (Conrad kick) | 11-77 | 4:55 | 10-21 |
| APP | 2nd | 1:15 | Roberts 18 yd run (pass failed) | 3-37 | 0:43 | 16-21 |
| APP | 3rd | 12:05 | Robinson 34 yd pass from Aguilar (pass failed) | 8-75 | 2:55 | 22-21 |
| ECU | 3rd | 10:03 | Revel 57 yd fumble return (Conrad kick) | | | 22-28 |
| APP | 3rd | 8:18 | Tucker 35 yd pass from Aguilar (Hughes kick) | 6-79 | 1:39 | 29-28 |
| APP | 3rd | 0:09 | Aguilar 1 yd run (Hughes kick) | 6-19 | 2:51 | 36-28 |
| APP | 4th | 5:44 | Larkins 6 yd pass from Aguilar (Hughes kick) | 10-70 | 5:44 | 43-28 |

STAT LEADERS

| ECU | | | | APP STATE | | | |
|---------------|----------------|------------|----------|---------------|----------------|------------|----------|
| Rushing | Att. | Yds | TD | Rushing | Att. | Yds | TD |
| Harris | 12 | 56 | 2 | Noel | 25 | 193 | 1 |
| Bond | 2 | 30 | 0 | Roberts | 6 | 42 | 1 |
| Flinn | 8 | 6 | 0 | Aguilar | 6 | 13 | 1 |
| Garcia | 2 | 6 | 0 | Haywood | 5 | 0 | 0 |
| Gunn Jr. | 3 | 1 | 0 | Team | 3 | -9 | 0 |
| Totals | 27 | 99 | 2 | Totals | 45 | 239 | 3 |
| Passing | Cmp-Att-Int | Yds | TD | Passing | Cmp-Att-Int | Yds | TD |
| Flinn | 17-31-3 | 158 | 0 | Aguilar | 17-29-1 | 241 | 3 |
| Garcia | 2-2-0 | 3 | 0 | Totals | 17-29-1 | 241 | 3 |
| Totals | 19-33-3 | 161 | 0 | | | | |
| Receiving | No. | Yds | TD | Receiving | No. | Yds | TD |
| Patterson | 4 | 44 | 0 | Robinson | 4 | 57 | 1 |
| Sowell | 4 | 26 | 0 | Larkins | 3 | 31 | 1 |
| Johnson | 3 | 41 | 0 | Noel | 3 | 18 | 0 |
| Calhoun | 3 | 28 | 0 | Tucker | 2 | 51 | 1 |
| Bond | 2 | 11 | 0 | Jackson | 2 | 43 | 0 |
| Spalding | 1 | 7 | 0 | Horn | 2 | 24 | 0 |
| Harris | 1 | 3 | 0 | Stroman | 1 | 17 | 0 |
| Gunn Jr. | 1 | 1 | 0 | Totals | 17 | 241 | 3 |
| Totals | 19 | 161 | 0 | | | | |

| GAME 4 | | | | | | FINAL |
|-----------|---|---|---|----|---|-------|
| APP STATE | 6 | 6 | 0 | 7 | — | 19 |
| Wyoming | 0 | 7 | 0 | 15 | — | 22 |

Sept. 23 - War Memorial Stadium - Laramie, Wyo. - 21,169



GAME NOTES

App State lost its nonconference finale despite holding a lead until the 1:52 mark of the fourth quarter and despite controlling the stats in total yardage (417 to 208), first downs (27 to 7), time of possession (40:25 to 19:35) and third down conversions (10-of-19 to 3-of-12).

The Mountaineers more than doubled the time of possession against a Wyoming team that entered the day ranked 12th in the nation averaging 33:30 per game.

This was the first game in which App State did not score an offensive touchdown since a 2013 loss at Georgia (45-6).

Michael Hughes tied his career high with four made field goals – all in the first half – including a career-long 50-yarder that put the Mountaineers up 12-7 at the close of the first half. The 50-yarder was the longest by an App State kicker since Chandler Staton's 53-yarder against Georgia Southern in 2017.

Wyoming's blocked field goal and 62-yard return for a touchdown that was the eventual game winner was the first time App State has ever allowed a blocked field goal return for a score.

The Mountaineers held Wyoming's offense to just 208 yards, seven first downs and 3-of-12 on third-down conversions. Seventy-five of the Cowboys' 208 yards came on one play.

Solo sacks came from Nate Johnson and Andrew Parker Jr.

Trevor Moffitt tackled a Wyoming running back for a loss for a big stop on a third-and-1.

Nate Noel, the nation's leading rusher entering the weekend, rushed for 107 yards on a career-high 30 attempts, the third time in four games this season he has logged a career high in attempts.

| TEAM TOTALS | APP | WYO |
|------------------------------|----------|---------|
| FIRST DOWNS | | |
| Total | 27 | 7 |
| Rushing | 11 | 6 |
| Passing | 13 | 1 |
| Penalty | 3 | 0 |
| RUSHING | | |
| Total (Net) | 217 | 177 |
| Attempts | 50 | 27 |
| Avg. Per Rush | 4.3 | 6.6 |
| Rushing TDs | 0 | 2 |
| Yds. Gained | 224 | 208 |
| Yds. Lost | 7 | 31 |
| PASSING | | |
| Total (Net) | 200 | 31 |
| Comp.-Att.-Int. | 22-40-1 | 5-15-1 |
| Avg. / Att. | 5.0 | 2.1 |
| Avg. / Comp. | 9.1 | 6.2 |
| TDs | 0 | 0 |
| TOTAL OFFENSE | | |
| Yards | 417 | 208 |
| Plays | 90 | 42 |
| Avg. / Play | 4.6 | 5 |
| Fumbles - Lost | 1-1 | 0-0 |
| Penalties - Yds. | 2-15 | 8-65 |
| PUNTING | | |
| Punts - Yds. | 4-163 | 8-359 |
| Avg. / Punt | 40.8 | 44.9 |
| Inside 20 | 1 | 3 |
| 50+ Yds. | 0 | 3 |
| Touchbacks | 0 | 2 |
| Fair Catch | 1 | 3 |
| KICKOFFS | | |
| Total - Yds. | 5-325 | 4-188 |
| Avg. Yds. / Kickoff | 65.0 | 47.0 |
| Touchbacks | 5 | 1 |
| RETURNS | | |
| Punt: Total - Yds. - TDs | 0-0-0 | 2-5-0 |
| Punt: Avg. / Return | 0 | 2.5 |
| Kickoff: Total - Yds. - TDs | 2-40-0 | 0-0-0 |
| Kickoff: Avg. / Return | 20.0 | 0 |
| INT: Total - Yds. - TDs | 1-18-1 | 1-0-0 |
| Fumble: Total - Yds. - TDs | 0-0-0 | 1-2-0 |
| MISCELLANEOUS | | |
| Misc. Yards | 0 | 62 |
| Poss. Time | 40:25 | 19:35 |
| 3rd. Down Conv. | 10 of 19 | 3 of 12 |
| 4th. Down Conversions | 0 of 1 | 0 of 0 |
| Red-Zone: Scores - Chances | 3-4 | 1-1 |
| Sacks: Total - Yds. | 3-28 | 1-3 |
| PAT: Total - Made | 1-1 | 2-2 |
| 2PT Conversion: Total - Made | 0-0 | 1-1 |
| Field Goals: Total - Made | 4-5 | 0-0 |

Cowboys Rally Past App State In Closing Minutes

LARAMIE, Wyo. — App State cornerback Tyrek Funderburk's 18-yard interception return for a touchdown following four first-half field goals from Michael Hughes extended App State's fourth-quarter lead to a two-score margin, but Wyoming returned a blocked field goal for a go-ahead touchdown with 1:52 left and intercepted a pass at the Cowboys' 6-yard line with 12 seconds left to seal a 22-19 win.

Funderburk's defensive touchdown gave the Mountaineers (2-2) a 19-7 advantage early in the fourth quarter of their nonconference finale. After a Mitchell Lake punt had pinned Wyoming at its 5 early in the fourth quarter, a bobbled swing pass that was knocked forward into the air by the back ended up in the hands of Funderburk, who raced untouched to the end zone.

The Cowboys (3-1) responded immediately with a 75-yard touchdown run up the middle by Harrison Waylee on the first play of the next series. App State answered with a clock-chewing, grind-it-out series that lasted 18 plays, covered 55 yards and ate up 9 minutes, 32 seconds.

Wyoming blocked a 47-yard field goal that could have pushed the App State advantage to 22-14 with less than two minutes remaining. Instead, DeVonne Harris blocked the attempt before Jakorey Hawkins scooped up the loose ball and raced 62 yards in the other direction for a touchdown. A successful two-point try gave the Cowboys a three-point lead.

App State moved from its 31 to the Wyoming 20 in the closing minute, with a defensive pass interference setting up first down with 17 seconds left, but Wrook Brown picked off a deep throw in the middle of the field.

Nate Noel led the offense by rushing for 107 yards on a career-high 30 carries, and Joey Aguilar threw for 200 yards.

Overall, App State finished with large advantages in first downs (27-7), total yards (417-208, including just 31 through the air for Wyoming) and possession time (40:25-19:35).

SCORING SUMMARY

| Team | Qtr | Time | Scoring Play | Plays | Time | Score |
|------|-----|-------|----------------------------------------------------|-------|------|-------|
| APP | 1st | 10:41 | Hughes 25 yd FG | 12-67 | 4:19 | 3-0 |
| APP | 1st | 3:00 | Hughes 28 yd FG | 12-87 | 5:33 | 6-0 |
| WYO | 2nd | 12:28 | Peasley 9 yd run (Hoyland kick) | 5-26 | 2:13 | 6-7 |
| APP | 2nd | 1:09 | Hughes 20 yd FG | 14-87 | 6:31 | 9-7 |
| APP | 2nd | 0:00 | Hughes 50 yd FG | 3-18 | 0:15 | 12-7 |
| APP | 4th | 11:42 | Funderburk 18 yd INT return (Hughes kick) | | | 19-7 |
| WYO | 4th | 11:31 | Waylee 75 yd run (Hoyland kick) | 1-75 | 0:11 | 19-14 |
| WYO | 4th | 1:52 | Hawkins 62 yd blocked FG return (Gyllenborg catch) | | | 19-22 |

STAT LEADERS

| APP STATE | | | | | WYOMING | | | | |
|------------------|--------------------|------------|-----------|--|------------------|--------------------|------------|-----------|--|
| Rushing | Att. | Yds | TD | | Rushing | Att. | Yds | TD | |
| Noel | 30 | 107 | 0 | | Waylee | 17 | 156 | 1 | |
| Roberts | 6 | 59 | 0 | | Boddie | 1 | 26 | 0 | |
| Haywood | 8 | 31 | 0 | | Asante | 1 | 7 | 0 | |
| Aguilar | 6 | 20 | 0 | | James | 1 | 4 | 0 | |
| Totals | 50 | 217 | 0 | | Team | 1 | -1 | 0 | |
| | | | | | Peasley | 6 | -15 | 0 | |
| Passing | Cmp-Att-Int | Yds | TD | | Totals | 27 | 177 | 2 | |
| Aguilar | 22-40-1 | 200 | 0 | | | | | | |
| Totals | 22-40-1 | 200 | 0 | | Passing | Cmp-Att-Int | Yds | TD | |
| | | | | | Peasley | 5-15-1 | 31 | 0 | |
| | | | | | Totals | 5-15-1 | 31 | 0 | |
| Receiving | No. | Yds | TD | | Receiving | No. | Yds | TD | |
| Wilson | 4 | 29 | 0 | | Wieland | 2 | 18 | 0 | |
| Davis | 4 | 27 | 0 | | Waylee | 1 | 7 | 0 | |
| Robinson | 3 | 51 | 0 | | Brown | 1 | 5 | 0 | |
| Tucker | 3 | 31 | 0 | | Marquez | 1 | 1 | 0 | |
| Stroman | 2 | 24 | 0 | | Totals | 5 | 31 | 0 | |
| Jackson | 2 | 17 | 0 | | | | | | |
| Noel | 2 | 4 | 0 | | | | | | |
| Horn | 1 | 11 | 0 | | | | | | |
| Roberts | 1 | 6 | 0 | | | | | | |
| Totals | 22 | 200 | 0 | | | | | | |

| GAME 5 | | | | | FINAL | |
|-----------|----|----|----|---|-------|----|
| APP STATE | 14 | 14 | 7 | 6 | — | 41 |
| ULM | 14 | 14 | 12 | 0 | — | 40 |

Sept. 30 - Malone Stadium - Monroe, La. - 19,919



GAME NOTES

App State won its ninth straight Sun Belt opener and its second straight on the final play (following last year's Hail Mary win over Troy).

The Mountaineers won on the road for the first time this season after last-second losses to then-No. 17 UNC (40-34 in 2OT) and Wyoming (22-19).

Trailing by two in the final six minutes and needing a goalline stand to keep it a one-possession game, App State forced a fourth-and-goal situation from the 1 thanks to Markus Clark's third-down stop for no gain. ULM attempted a play-action pass, but defensive backs Tyrek Funderburk and Nick Ross combined on a huge sack to give the Mountaineers a shot.

App State had three timeouts left as ULM (2-2, 0-1) took over possession with 1:26 remaining. Three stops, including one for a 4-yard loss by Nick Ross, forced ULM to punt after running off only 19 seconds.

App State earned its first win of the year when losing the turnover battle. Under coach Shawn Clark, the Mountaineers are 17-1 when winning the turnover battle, 5-10 when losing, and 7-3 when they have the same number of turnovers as the opponent.

Nate Noel rushed for 109 yards on 18 attempts, his fifth 100-yard effort in five games this season and his sixth straight over the century mark dating back to last year. He's the first App State player with six straight 100-yard games since Jalin Moore had six straight in 2016.

Tyrek Funderburk scored on a 23-yard pick six to become the first App State player with pick sixes in back-to-back games since Steven Jones Jr. in 2021.

Jordan Favors blocked an extra point to maintain App State's 35-34 lead and broke up a two-point pass after the next ULM touchdown.

| TEAM TOTALS | APP | ULM |
|------------------------------|---------|---------|
| FIRST DOWNS | | |
| Total | 28 | 22 |
| Rushing | 9 | 10 |
| Passing | 16 | 10 |
| Penalty | 3 | 2 |
| RUSHING | | |
| Total (Net) | 201 | 203 |
| Attempts | 37 | 40 |
| Avg. Per Rush | 5.4 | 5.1 |
| Rushing TDs | 1 | 2 |
| Yds. Gained | 214 | 224 |
| Yds. Lost | 13 | 21 |
| PASSING | | |
| Total (Net) | 335 | 268 |
| Comp.-Att.-Int. | 27-39-2 | 18-27-1 |
| Avg. / Att. | 8.6 | 9.9 |
| Avg. / Comp. | 12.4 | 14.9 |
| TDs | 3 | 4 |
| TOTAL OFFENSE | | |
| Yards | 536 | 471 |
| Plays | 76 | 67 |
| Avg. / Play | 7.1 | 7 |
| Fumbles - Lost | 3-2 | 1-1 |
| Penalties - Yds. | 6-48 | 5-57 |
| PUNTING | | |
| Punts - Yds. | 3-121 | 5-196 |
| Avg. / Punt | 40.3 | 39.2 |
| Inside 20 | 1 | 0 |
| 50+ Yds. | 0 | 1 |
| Touchbacks | 1 | 0 |
| Fair Catch | 1 | 2 |
| KICKOFFS | | |
| Total - Yds. | 7-434 | 7-449 |
| Avg. Yds. / Kickoff | 62.0 | 64.1 |
| Touchbacks | 4 | 5 |
| RETURNS | | |
| Punt: Total - Yds. - TDs | 0-0-0 | 0-0-0 |
| Punt: Avg. / Return | 0 | 0 |
| Kickoff: Total - Yds. - TDs | 2-43-0 | 3-43-0 |
| Kickoff: Avg. / Return | 21.5 | 14.3 |
| INT: Total - Yds. - TDs | 1-23-1 | 2-23-0 |
| Fumble: Total - Yds. - TDs | 0-0-0 | 0-0-0 |
| MISCELLANEOUS | | |
| Misc. Yards | 26 | 0 |
| Poss. Time | 30:04 | 29:04 |
| 3rd. Down Conv. | 7 of 13 | 3 of 11 |
| 4th. Down Conversions | 1 of 2 | 2 of 3 |
| Red-Zone: Scores - Chances | 3-3 | 5-6 |
| Sacks: Total - Yds. | 3-15 | 1-3 |
| PAT: Total - Made | 5-5 | 4-5 |
| 2PT Conversion: Total - Made | 0-0 | 0-1 |
| Field Goals: Total - Made | 2-2 | 0-0 |

Hughes' 54-Yard FG At Horn Lifts App State To Win

MONROE, La. — Michael Hughes came up huge at crunch time.

Hughes' career-long 54-yard field goal as time expired — the longest game-winning field goal to end an App State victory in program history — delivered a 41-40 league victory at ULM to open Sun Belt play.

"Everyone involved in our program just showed resilience," head coach Shawn Clark said. "The odds of us winning that football game were not good, but everyone stuck together."

The longest App State field goal since 2000 — and tied for the third-longest in program history — capped a six-play, 43-yard march after the Mountaineers (3-2, 1-0) had regained possession at their own 20 with 1:02 left on the clock and no timeouts remaining.

With App State still stuck at its 19 with 24 seconds left, Joey Aguilar completed three straight throws to Kaedin Robinson for 14, 16 and 14 yards to move the ball to the ULM 37 with four seconds showing on the clock. Christian Johnstone delivered the snap to Conner Maynard, whose clean hold set up a pure kick with plenty of distance.

"I knew it was going to be a long one, but we practice those kicks every day in practice," Hughes said. "I had the confidence in me that was just built up over the years. It's just trusting the guys around me.

"I hit the same field goal in warmups from 59. The camera guy was perfect on my line. I played my line, hit the ball and game over."

Trailing by two in the final six minutes, App State forced a fourth-and-goal situation from the 1, and ULM attempted a play-action pass, but Tyrek Funderburk and Nick Ross combined on a huge sack.

A fourth-down keeper just short of the ULM 39 turned the ball over, but App State had three timeouts left as ULM (2-2, 0-1) took over possession for the final time with 1:26 remaining. Three stops forced ULM to punt after running off only 19 seconds.

SCORING SUMMARY

| Team | Qtr | Time | Scoring Play | Plays | Time | Score |
|------|-----|-------|------------------------------------------------|-------|------|-------|
| ULM | 1st | 11:03 | Wiley 22 yd pass from Wright (McCormick kick) | 5-70 | 1:21 | 0-7 |
| ULM | 1st | 6:10 | Woullard 7 yd run (McCormick kick) | 7-70 | 3:43 | 0-14 |
| APP | 1st | 5:40 | Horn 52 yd pass from Aguilar (Hughes kick) | 2-73 | 0:24 | 7-14 |
| APP | 1st | 5:35 | Funderburk 23 yd interception (Hughes kick) | | | 14-14 |
| APP | 2nd | 10:59 | Robinson 6 yd pass from Aguilar (Hughes kick) | 10-63 | 4:01 | 21-14 |
| ULM | 2nd | 8:15 | Howell 14 yd pass from Wright (McCormick kick) | 7-75 | 2:44 | 21-21 |
| APP | 2nd | 3:14 | Roberts 10 yd run (Hughes kick) | 12-75 | 5:01 | 28-21 |
| ULM | 2nd | 1:17 | Howell 3 yd pass from Wright (McCormick kick) | 5-74 | 1:49 | 28-28 |
| APP | 3rd | 12:14 | Horn 22 yd pass from Aguilar (Hughes kick) | 7-75 | 2:46 | 35-28 |
| ULM | 3rd | 8:24 | Wright 1 yd run (PAT blocked) | 7-87 | 3:45 | 35-34 |
| ULM | 3rd | 1:39 | Howell 8 yd pass from Wright (pass failed) | 10-46 | 4:11 | 35-40 |
| APP | 4th | 10:58 | Hughes 28 yd FG | 6-34 | 1:53 | 38-40 |
| APP | 4th | 0:00 | Hughes 54 yd FG | 6-43 | 1:02 | 41-40 |

STAT LEADERS

APP STATE

| Rushing | Att. | Yds | TD |
|---------------|-----------|------------|----------|
| Noel | 18 | 109 | 0 |
| Aguilar | 7 | 49 | 0 |
| Marshall | 4 | 30 | 0 |
| Roberts | 7 | 17 | 1 |
| Team | 1 | -4 | 0 |
| Totals | 37 | 201 | 1 |

| Passing | Cmp-Att-Int | Yds | TD |
|---------------|----------------|------------|----------|
| Aguilar | 27-39-2 | 335 | 3 |
| Totals | 27-39-2 | 335 | 3 |

| Receiving | No. | Yds | TD |
|---------------|-----------|------------|----------|
| Robinson | 10 | 112 | 1 |
| Horn | 6 | 124 | 2 |
| Noel | 3 | 16 | 0 |
| Stroman | 2 | 31 | 0 |
| Wilson | 2 | 13 | 0 |
| Davis | 1 | 21 | 0 |
| Tucker | 1 | 10 | 0 |
| Larkins | 1 | 4 | 0 |
| Jackson | 1 | 4 | 0 |
| Totals | 27 | 335 | 3 |

ULM

| Rushing | Att. | Yds | TD |
|---------------|-----------|------------|----------|
| Wright | 17 | 74 | 1 |
| Woullard | 9 | 62 | 1 |
| Smith | 10 | 38 | 0 |
| Franklin Jr. | 4 | 29 | 0 |
| Totals | 40 | 203 | 2 |

| Passing | Cmp-Att-Int | Yds | TD |
|---------------|----------------|------------|----------|
| Wright | 18-27-1 | 268 | 4 |
| Totals | 18-27-1 | 268 | 4 |

| Receiving | No. | Yds | TD |
|---------------|-----------|------------|----------|
| Howell | 8 | 62 | 3 |
| Wiley | 4 | 80 | 1 |
| Mortimer | 2 | 65 | 0 |
| Luke | 2 | 44 | 0 |
| Davis | 2 | 17 | 0 |
| Totals | 18 | 268 | 4 |

| GAME 6 | | | | | FINAL | |
|------------------|----|----|---|---|-------|----|
| Coastal Carolina | 14 | 3 | 7 | 3 | — | 27 |
| APP STATE | 0 | 10 | 7 | 7 | — | 24 |

Oct. 10 (Tuesday night) - Kidd Brewer Stadium - Boone, N.C. - 34,252



GAME NOTES

App State lost on a final-play field goal for the first time since a 2017 double-OT loss at UMass and on a field goal as time expired in regulation for the first time since 2000 at Chattanooga.

Coastal Carolina won for the first time in Boone (to move their all-time record in Boone to 1-6). The previous game in Boone was a 30-27 App State win over the 14th-ranked Chanticleers, also on a last-second field goal.

Official attendance for the sold-out Tuesday game at Kidd Brewer Stadium was 34,252. That's the seventh-largest crowd in stadium history and the largest for a Tuesday/Wednesday game anywhere since a 2011 game between Pitt and visiting UConn (40,219). The 2021 Wednesday game between App State and Coastal in Boone drew a sold-out attendance of 31,061.

The Mountaineers played most of the game without the nation's second-leading rusher. Nate Noel had a 1-yard run and a 4-yard catch on the first drive before a lower body injury kept him from returning.

App State had a minus-1 turnover margin in the game. The Mountaineers moved to 5-11 under coach Shawn Clark when losing the turnover battle. They are 17-1 when winning the turnover battle and 7-3 when they have the same number of turnovers as the opponent.

App State was a perfect 4-for-4 in the red zone with three touchdowns and a field goal.

Joey Aguilar completed a pass to 11 receivers.

Makai Jackson and Milan Tucker had catches of 67 and 69 yards, respectively.

Dalton Stroman's touchdown catch was his second of the season, and David Larkins' was his second also.

| TEAM TOTALS | CCU | APP |
|------------------------------|---------|---------|
| FIRST DOWNS | | |
| Total | 25 | 18 |
| Rushing | 11 | 6 |
| Passing | 13 | 9 |
| Penalty | 1 | 3 |
| RUSHING | | |
| Total (Net) | 196 | 111 |
| Attempts | 45 | 26 |
| Avg. Per Rush | 4.4 | 4.3 |
| Rushing TDs | 1 | 1 |
| Yds. Gained | 208 | 111 |
| Yds. Lost | 12 | 0 |
| PASSING | | |
| Total (Net) | 373 | 305 |
| Comp.-Att.-Int. | 19-28-0 | 18-31-0 |
| Avg. / Att. | 13.3 | 9.8 |
| Avg. / Comp. | 19.6 | 16.9 |
| TDs | 2 | 2 |
| TOTAL OFFENSE | | |
| Yards | 569 | 416 |
| Plays | 73 | 57 |
| Avg. / Play | 7.8 | 7.3 |
| Fumbles - Lost | 0-0 | 1-1 |
| Penalties - Yds. | 9-108 | 6-60 |
| PUNTING | | |
| Punts - Yds. | 3-106 | 4-165 |
| Avg. / Punt | 35.3 | 41.2 |
| Inside 20 | 0 | 2 |
| 50+ Yds. | 0 | 1 |
| Touchbacks | 0 | 0 |
| Fair Catch | 2 | 2 |
| KICKOFFS | | |
| Total - Yds. | 5-325 | 5-316 |
| Avg. Yds. / Kickoff | 65.0 | 63.2 |
| Touchbacks | 4 | 0 |
| RETURNS | | |
| Punt: Total - Yds. - TDs | 0-0-0 | 0-0-0 |
| Punt: Avg. / Return | 0 | 0 |
| Kickoff: Total - Yds. - TDs | 3-66-0 | 1-26-0 |
| Kickoff: Avg. / Return | 22.0 | 26.0 |
| INT: Total - Yds. - TDs | 0-0-0 | 0-0-0 |
| Fumble: Total - Yds. - TDs | 0-0-0 | 0-0-0 |
| MISCELLANEOUS | | |
| Misc. Yards | 0 | 0 |
| Poss. Time | 35:39 | 24:21 |
| 3rd. Down Conv. | 6 of 12 | 3 of 11 |
| 4th. Down Conversions | 0 of 2 | 2 of 4 |
| Red-Zone: Scores - Chances | 3-4 | 4-4 |
| Sacks: Total - Yds. | 0-0 | 1-2 |
| PAT: Total - Made | 3-3 | 3-3 |
| 2PT Conversion: Total - Made | 0-0 | 0-0 |
| Field Goals: Total - Made | 2-2 | 1-1 |

App State Falls On CCU Field Goal As Time Expires

BOONE, N.C. — Coastal Carolina's Kade Hensley kicked a 24-yard field goal with no time remaining as App State suffered a 27-24 loss in a nationally televised Sun Belt Conference showdown on a Tuesday night at a packed Kidd Brewer Stadium.

After allowing a TD on the game-opening drive and falling behind 14-0 in the first eight minutes, App State (3-3, 1-1) pulled even twice — at 17-all in the third quarter and 24-all in the fourth. Caden Sullivan's stop for a 1-yard loss on Grayson McCall's fourth-and-2 keeper from the Mountaineers' 14 midway through the fourth quarter gave App State its first possession of the game in which it wasn't facing a deficit.

Joey Aguilar completed a pass to Milan Tucker for a 69-yard gain, but Coastal forced a fumble at the end of the long run to the 20 with 4:43 remaining, and defender Abraham Temoney made a sliding recovery right before the bouncing ball crossed the sideline to go out of bounds.

The Chanticleers (3-3, 1-2) responded with an 11-play drive, marching from their 16 to as deep as the App State 2, with CJ Beasley sliding down just short of the end zone on a 21-yard gain in the final minute.

Aguilar threw for 305 yards and two TDs, including a game-tying, fourth-and-3 TD pass from the Coastal 5 to Dalton Stroman with 8:47 remaining after a 67-yard completion to Makai Jackson. Nate Noel, the nation's second-leading rusher, had two offensive touches on App State's opening drive before missing the rest of the game with a lower-body injury, and the trio of Kanye Roberts, Maquel Haywood and Ahmani Marshall combined for 22 carries, 104 yards and one score.

The Mountaineers finally pulled even for the first time at 17-all on Aguilar's 2-yard touchdown pass to David Larkins with 6:18 remaining in the third quarter, and the Chanticleers responded with a seven-play, 77-yard touchdown drive to quickly regain the advantage. A third-and-5 penalty for defensive pass interference preceded McCall's 32-yard touchdown pass to wide-open tight end Kendall Karr.

SCORING SUMMARY

| Team | Qtr | Time | Scoring Play | Plays | Time | Score |
|------|-----|-------|----------------------------------------------|-------|------|-------|
| CCU | 1st | 11:12 | Bennett 1 yd run (Hensley kick) | 7-83 | 3:43 | 0-7 |
| CCU | 1st | 7:22 | Tucker 51 yd pass from McCall (Hensley kick) | 5-63 | 2:28 | 0-14 |
| APP | 2nd | 11:05 | Hughes 29 yd FG | 8-60 | 3:03 | 3-14 |
| CCU | 2nd | 7:30 | Hensley 33 yd FG | 6-59 | 3:35 | 3-17 |
| APP | 2nd | 3:25 | Marshall 3 yd run (Hughes kick) | 10-75 | 4:05 | 10-17 |
| APP | 3rd | 6:18 | Larkins 2 yd pass from Aguilar (Hughes kick) | 6-54 | 2:45 | 17-17 |
| CCU | 3rd | 3:03 | Karr 32 yd pass from McCall (Hensley kick) | 7-77 | 3:07 | 17-24 |
| APP | 4th | 8:47 | Stroman 5 yd pass from Aguilar (Hughes kick) | 6-80 | 2:34 | 24-24 |
| CCU | 4th | 0:00 | Hensley 24 yd FG | 11-77 | 4:43 | 24-27 |

STAT LEADERS

COASTAL CAROLINA

| Rushing | Att. | Yds | TD |
|---------------|-----------|------------|----------|
| Bennett | 15 | 64 | 1 |
| White | 9 | 46 | 0 |
| Beasley | 10 | 45 | 0 |
| Brown | 2 | 34 | 0 |
| Balthazar | 3 | 5 | 0 |
| Simpkins | 1 | 4 | 0 |
| McCall | 5 | -2 | 0 |
| Totals | 45 | 196 | 1 |

| Passing | Cmp-Att-Int | Yds | TD |
|---------------|----------------|------------|----------|
| McCall | 19-28-0 | 373 | 2 |
| Totals | 19-28-0 | 373 | 2 |

| Receiving | No. | Yds | TD |
|---------------|-----------|------------|----------|
| Pinckney | 7 | 102 | 0 |
| Tucker | 3 | 100 | 1 |
| White | 3 | 18 | 0 |
| Bennett | 2 | 63 | 0 |
| Duplessis | 2 | 18 | 0 |
| Brown | 1 | 40 | 0 |
| Karr | 1 | 32 | 1 |
| Totals | 19 | 373 | 2 |

APP STATE

| Rushing | Att. | Yds | TD |
|---------------|-----------|------------|----------|
| Roberts | 11 | 48 | 0 |
| Haywood | 6 | 41 | 0 |
| Marshall | 5 | 15 | 1 |
| Aguilar | 3 | 6 | 0 |
| Noel | 1 | 1 | 0 |
| Totals | 26 | 111 | 1 |

| Passing | Cmp-Att-Int | Yds | TD |
|---------------|----------------|------------|----------|
| Aguilar | 18-31-0 | 305 | 2 |
| Totals | 18-31-0 | 305 | 2 |

| Receiving | No. | Yds | TD |
|---------------|-----------|------------|----------|
| Wilson | 3 | 41 | 0 |
| Tucker | 2 | 78 | 0 |
| Stroman | 2 | 35 | 1 |
| Robinson | 2 | 10 | 0 |
| Hetzel | 2 | 10 | 0 |
| Larkins | 2 | 8 | 1 |
| Jackson | 1 | 67 | 0 |
| Davis | 1 | 21 | 0 |
| Roberts | 1 | 18 | 0 |
| Horn | 1 | 13 | 0 |
| Noel | 1 | 4 | 0 |
| Totals | 18 | 305 | 2 |

| GAME 7 | | | | | FINAL |
|-----------|---|----|---|---|-------|
| App State | 7 | 7 | 7 | 0 | — 21 |
| ODU | 0 | 17 | 3 | 8 | — 28 |

Oct. 21 - S.B. Ballard Stadium - Norfolk, Va. - 20,017



GAME NOTES

All three App State touchdowns resulted from fourth-down execution, as Joey Aguilar scored on a fourth-and-goal keeper around right end from the 1 in the first quarter and threw a 5-yard scoring pass to David Larkins in a fourth-and-2 with 4:14 remaining before halftime. In the third quarter, Aguilar gained 2 yards on a fourth-and-2 keeper from the ODU 25, then threw a 17-yard touchdown pass to Kaedin Robinson in the back of the end zone on a fourth-and-5 delivery.

The Mountaineers converted only 3 of 14 third downs but were a perfect 4-for-4 on fourth downs.

Four straight App State touchdowns have been on fourth-down plays going back to the previous game.

The Mountaineers' four losses have all been by seven points or less. Each of the last seven losses, dating back to last season, have been by seven points or less.

Seven straight road games, dating back to last season, have been decided by one score.

Earning their first career starts were running back Kanye Roberts and nickel safety Jalik Thomas.

In his first career start, Kanye Roberts surpassed his previous career high of 70 rushing yards by halftime and finished the game with 109 yards on a career-high 26 carries.

Joey Aguilar completed 22 of 31 passes for 252 yards with two touchdowns and no interceptions. He also ran eight times for 18 yards and a score. He has accounted for two or more touchdowns in every game this year except at Wyoming.

Wide receiver Kaedin Robinson had his second 100-yard receiving game in the last three outings.

| TEAM TOTALS | APP | ODU |
|------------------------------|---------|---------|
| FIRST DOWNS | | |
| Total | 20 | 21 |
| Rushing | 6 | 9 |
| Passing | 14 | 11 |
| Penalty | 0 | 1 |
| RUSHING | | |
| Total (Net) | 127 | 221 |
| Attempts | 36 | 39 |
| Avg. Per Rush | 3.5 | 5.7 |
| Rushing TDs | 1 | 2 |
| Yds. Gained | 138 | 248 |
| Yds. Lost | 11 | 27 |
| PASSING | | |
| Total (Net) | 252 | 188 |
| Comp.-Att.-Int. | 22-32-0 | 18-25-0 |
| Avg. / Att. | 7.9 | 7.5 |
| Avg. / Comp. | 11.5 | 10.4 |
| TDs | 2 | 1 |
| TOTAL OFFENSE | | |
| Yards | 379 | 409 |
| Plays | 68 | 64 |
| Avg. / Play | 5.6 | 6.4 |
| Fumbles - Lost | 3-0 | 0-0 |
| Penalties - Yds. | 5-37 | 8-78 |
| PUNTING | | |
| Punts - Yds. | 6-213 | 5-219 |
| Avg. / Punt | 35.5 | 43.8 |
| Inside 20 | 2 | 1 |
| 50+ Yds. | 0 | 1 |
| Touchbacks | 0 | 0 |
| Fair Catch | 1 | 2 |
| KICKOFFS | | |
| Total - Yds. | 4-251 | 5-313 |
| Avg. Yds. / Kickoff | 62.8 | 62.6 |
| Touchbacks | 0 | 1 |
| RETURNS | | |
| Punt: Total - Yds. - TDs | 0-0-0 | 3-15-0 |
| Punt: Avg. / Return | 0 | 5.0 |
| Kickoff: Total - Yds. - TDs | 4-98-0 | 2-33-0 |
| Kickoff: Avg. / Return | 24.5 | 16.5 |
| INT: Total - Yds. - TDs | 0-0-0 | 0-0-0 |
| Fumble: Total - Yds. - TDs | 0-0-0 | 0-0-0 |
| MISCELLANEOUS | | |
| Misc. Yards | 0 | 0 |
| Poss. Time | 32:06 | 27:54 |
| 3rd. Down Conv. | 3 of 14 | 5 of 12 |
| 4th. Down Conversions | 4 of 4 | 1 of 1 |
| Red-Zone: Scores - Chances | 3-3 | 3-3 |
| Sacks: Total - Yds. | 5-28 | 1-2 |
| PAT: Total - Made | 3-3 | 2-2 |
| 2PT Conversion: Total - Made | 0-0 | 1-1 |
| Field Goals: Total - Made | 0-0 | 2-2 |

App State Drops Sun Belt Heartbreaker At ODU

NORFOLK, Va. — App State had plenty of fourth-down magic, but Old Dominion's late fourth-down conversion set up a go-ahead touchdown in the final minute of a 28-21 conference win against the Mountaineers.

Each of App State's last four games and five of the last six have been decided in the closing seconds.

After a fourth-and-10 completion of 19 yards from the App State 40 set up ODU's go-ahead, 16-yard touchdown run with 48 seconds left, the Mountaineers (3-4, 1-2 Sun Belt) moved from their own 21 to the Monarchs' 23 thanks to Joey Aguilar's completions of 13 yards to Eli Wilson, 20 yards to Kaedin Robinson (to the ODU 44, with a 15-yard flag for targeting reversed) and 21 yards to a sliding Christian Horn.

A spike with 11 seconds remaining from the 23-yard line gave App State two shots at a touchdown. ODU defensive back Khian'Dre Harris was credited with consecutive breakups on high, deep passes directed toward 6-foot-4 receiver Dalton Stroman in the end zone.

Aguilar had a hand in three fourth-down touchdowns on a night in which App State went 4-for-4 on fourth down, with one touchdown run on a QB keeper preceding TD passes to tight end David Larkins and wide receiver Kaedin Robinson. Starting in place of injured Nate Noel, Kanye Roberts rushed for a career-high 109 yards on 26 carries.

Nate Johnson led the defense by recording a season-high two sacks, increasing his season total to five with a pair of first-half takedowns, while Santana Hopper added 1.5 sacks, including a big one in the final six minutes to help force a punting situation in a one-point game.

Leading 21-20, App State regained possession at its 34 with 4:50 left and faced a second-and-1 before a fumble that it recovered for a loss preceded a third-down incompleteness. ODU took over with 3:46 left and faced a fourth-and-10 from the App State 40 in the final two minutes.

Grant Wilson scrambled and fired a 19-yard pass to Javon Harvey to get the Monarchs into short field-goal range, and Keshawn Wicks rushed for a 16-yard TD that at least gave the Mountaineers time to respond.

SCORING SUMMARY

| Team | Qtr | Time | Scoring Play | Plays | Time | Score |
|------|-----|-------|------------------------------------------------|-------|------|-------|
| APP | 1st | 3:59 | Aguilar 1 yd run (Hughes kick) | 7-46 | 3:47 | 7-0 |
| ODU | 2nd | 13:02 | Calloway 3 yd pass from Wilson (Sanchez kick) | 12-87 | 5:50 | 7-7 |
| APP | 2nd | 4:14 | Larkins 5 yd pass from Aguilar (Hughes kick) | 10-70 | 5:49 | 14-7 |
| ODU | 2nd | 1:27 | Wicks 20 yd run (Sanchez kick) | 5-92 | 2:41 | 14-14 |
| ODU | 2nd | 0:00 | Sanchez 47 yd field goal | 6-35 | 0:45 | 14-17 |
| ODU | 3rd | 10:54 | Sanchez 46 yd field goal | 9-46 | 4:06 | 14-20 |
| APP | 3rd | 4:03 | Robinson 17 yd pass from Aguilar (Hughes kick) | 13-60 | 6:44 | 21-20 |
| ODU | 4th | 0:48 | Wicks 16 yd run (Butler pass from Wilson) | 11-69 | 2:58 | 21-28 |

STAT LEADERS

| APP STATE | | | | ODU | | | |
|---------------|----------------|------------|----------|------------------|--------------------|------------|-----------|
| Rushing | Att. | Yds | TD | Rushing | Att. | Yds | TD |
| Roberts | 26 | 109 | 0 | Calloway | 13 | 104 | 0 |
| Aguilar | 8 | 18 | 1 | Wicks | 12 | 82 | 2 |
| Haywood | 1 | 2 | 0 | Wilson | 14 | 35 | 0 |
| Marshall | 1 | -2 | 0 | Totals | 39 | 221 | 2 |
| Totals | 36 | 127 | 1 | Passing | Cmp-Att-Int | Yds | TD |
| Aguilar | 22-31-0 | 252 | 2 | Wilson | 18-25-0 | 188 | 1 |
| Team | 0-1-0 | 0 | 0 | Totals | 18-25-0 | 188 | 1 |
| Totals | 22-32-0 | 252 | 2 | Receiving | No. | Yds | TD |
| Robinson | 7 | 103 | 1 | Harvey | 3 | 59 | 0 |
| Horn | 3 | 60 | 0 | Paige | 7 | 58 | 0 |
| Roberts | 3 | 16 | 0 | Murphy | 2 | 33 | 0 |
| Davis | 3 | 10 | 0 | Calloway | 3 | 20 | 1 |
| Wilson | 2 | 22 | 0 | Wicks | 2 | 13 | 0 |
| Jackson | 1 | 23 | 0 | Butler | 1 | 5 | 0 |
| Stroman | 1 | 12 | 0 | Totals | 18 | 188 | 1 |
| Larkins | 1 | 5 | 1 | | | | |
| Tucker | 1 | 1 | 0 | | | | |
| Totals | 22 | 252 | 2 | | | | |

| GAME 8 | | | | | FINAL | |
|---------------|---|----|----|----|-------|----|
| Southern Miss | 7 | 17 | 7 | 7 | — | 38 |
| APP STATE | 7 | 7 | 14 | 20 | — | 48 |

Oct. 28 - Kidd Brewer Stadium - Boone, N.C. - 32,601



GAME NOTES

From the time Southern Miss scored less than three minutes after the opening kickoff until Kanye Roberts' touchdown run with 6:37 left, the Mountaineers trailed for essentially 40 of those 51 minutes, pulling even at 7-all and 14-all.

The Golden Eagles had possession with a 10-point lead in the closing minutes of the third quarter before a blitzing Caden Sullivan jarred the ball loose on an up-the-middle sack, and Michael Fletcher's recovery at the Southern Miss 1-yard line set up a short touchdown run from Ahmani Marshall.

Despite allowing a school-record 33 first downs and 588 yards (second-highest FBS total, behind only the 2021 bowl loss to WKU), the Mountaineers limited Southern Miss to 17 yards on its six runs during the two fourth-quarter drives in which App State made stops.

App State won on Homecoming for the ninth straight year and improved its all-time Homecoming record to 48-13-2.

Attendance in Boone was 32,601, the ninth-largest crowd in stadium history.

App State defeated Southern Miss for the first time after taking losses in 1937 and 2014, both in the state of Mississippi.

It was the fifth straight game – and the sixth in the previous seven – to be decided in the closing seconds. The Mountaineers' fourth-down touchdown with eight seconds remaining sealed a two-score victory after a Mountaineer fumble with 14 seconds left bounced around before being recovered by the home team.

Christan Horn caught a career-high eight passes for a career-high 165 yards and two touchdowns. His scores were an integral part of the final 12 minutes of the fourth quarter during which App State turned a 10-point deficit into a 10-point victorious margin.

| TEAM TOTALS | USM | APP |
|------------------------------|---------|---------|
| FIRST DOWNS | | |
| Total | 33 | 24 |
| Rushing | 15 | 6 |
| Passing | 15 | 16 |
| Penalty | 3 | 2 |
| RUSHING | | |
| Total (Net) | 301 | 180 |
| Attempts | 43 | 32 |
| Avg. Per Rush | 7.0 | 5.6 |
| Rushing TDs | 4 | 3 |
| Yds. Gained | 337 | 202 |
| Yds. Lost | 36 | 22 |
| PASSING | | |
| Total (Net) | 287 | 391 |
| Comp.-Att.-Int. | 23-42-0 | 23-33-1 |
| Avg. / Att. | 6.8 | 11.8 |
| Avg. / Comp. | 12.5 | 17.0 |
| TDs | 1 | 4 |
| TOTAL OFFENSE | | |
| Yards | 588 | 571 |
| Plays | 85 | 65 |
| Avg. / Play | 6.9 | 8.8 |
| Fumbles - Lost | 1-1 | 2-1 |
| Penalties - Yds. | 9-74 | 5-45 |
| PUNTING | | |
| Punts - Yds. | 3-139 | 5-174 |
| Avg. / Punt | 46.3 | 34.8 |
| Inside 20 | 1 | 2 |
| 50+ Yds. | 1 | 0 |
| Touchbacks | 0 | 0 |
| Fair Catch | 2 | 3 |
| KICKOFFS | | |
| Total - Yds. | 7-457 | 8-493 |
| Avg. Yds. / Kickoff | 65.3 | 61.6 |
| Touchbacks | 4 | 4 |
| RETURNS | | |
| Punt: Total - Yds. - TDs | 1-2-0 | 0-0-0 |
| Punt: Avg. / Return | 2.0 | 0 |
| Kickoff: Total - Yds. - TDs | 3-36-0 | 3-58-0 |
| Kickoff: Avg. / Return | 12.0 | 19.3 |
| INT: Total - Yds. - TDs | 1-8-0 | 0-0-0 |
| Fumble: Total - Yds. - TDs | 1-0-0 | 1-0-0 |
| MISCELLANEOUS | | |
| Misc. Yards | 0 | 0 |
| Poss. Time | 33:14 | 26:46 |
| 3rd. Down Conv. | 7 of 15 | 5 of 12 |
| 4th. Down Conversions | 0 of 2 | 1 of 1 |
| Red-Zone: Scores - Chances | 4-5 | 3-3 |
| Sacks: Total - Yds. | 4-13 | 3-28 |
| PAT: Total - Made | 5-5 | 6-6 |
| 2PT Conversion: Total - Made | 0-0 | 0-1 |
| Field Goals: Total - Made | 1-3 | 0-0 |

Mountaineers Rally for Dramatic Homecoming Win

BOONE, N.C. — In a season with so many down-to-the-wire finishes, sealing a victory with eight seconds remaining almost felt pedestrian.

Trailing for nearly the entire game, App State took its first lead with 6:37 remaining and scored 20 unanswered points over the final 12 minutes to pull out a 48-38 homecoming win against Southern Miss.

It was the fifth straight App State game decided in the closing seconds.

With the Mountaineers (4-4, 2-2 Sun Belt) trailing 38-28 early in the fourth quarter, the comeback began on Joey Aguilar's 49-yard TD pass to a tackle-breaking Christan Horn on a third-and-9 throw. EJ Jackson's tackle short of the sticks on a third-and-10 throw by Southern Miss forced a punt, and Kanye Roberts' 61-yard touchdown run on the third play of the next series helped put App State ahead 42-38.

Southern Miss (1-7, 0-5) drove all the way to the App State 30 before Jordan Favors used an upending hit to break up a fourth-and-2 pass and give the Mountaineers' offense the ball back with 2:44 remaining. Roberts' 25-yard run that ended with a personal foul produced one important first down at the Golden Eagles' 23, and App State faced a third-and-6 scenario from the 19 when Aguilar tossed a pass in the flat to open tight end Eli Wilson.

Just as Wilson crossed the 13-yard line for an apparent first down, Southern Miss forced a fumble with a jarring hit. Aguilar pounced on the loose ball in a crowd of bodies, but the recovery at the 21 took away the first down and created a fourth-and-8 situation with 14 seconds left.

Instead of attempting a field goal that, at best, could extend the lead to seven points, or wasting time before giving Southern Miss possession with a four-point deficit, App State decided to go for a touchdown. Aguilar fired a perfect strike to a well-guarded Horn, who caught the ball and got one foot down in the right-corner of the end zone.

SCORING SUMMARY

| Team | Qtr | Time | Scoring Play | Plays | Time | Score |
|------|-----|-------|----------------------------------------------|-------|------|-------|
| USM | 1st | 12:39 | Jones 16 yd pass from Wiles (Stein kick) | 6-75 | 2:21 | 0-7 |
| APP | 1st | 1:50 | Haywood 8 yd run (Hughes kick) | 5-65 | 2:59 | 7-7 |
| USM | 2nd | 9:15 | Gore 42 yd run (Stein kick) | 4-79 | 1:22 | 7-14 |
| APP | 2nd | 8:14 | Wilson 26 yd pass from Aguilar (Hughes kick) | 3-75 | 1:01 | 14-14 |
| USM | 2nd | 5:01 | Crawford 10 yd run (Stein kick) | 8-75 | 3:13 | 14-21 |
| USM | 2nd | 2:05 | Stein 42 yd FG | 6-15 | 1:49 | 14-24 |
| APP | 3rd | 12:13 | Davis 57 yd pass from Aguilar (Hughes kick) | 6-75 | 2:47 | 21-24 |
| USM | 3rd | 12:01 | Gore 75 yd run (Stein kick) | 1-75 | 0:12 | 21-31 |
| APP | 3rd | 5:17 | Marshall 1 yd run (Hughes kick) | 1-1 | 0:04 | 28-31 |
| USM | 4th | 14:01 | Caston 11 yd run (Stein kick) | 13-75 | 6:16 | 28-38 |
| APP | 4th | 11:33 | Horn 49 yd pass from Aguilar (Hughes kick) | 6-78 | 2:22 | 35-38 |
| APP | 4th | 6:37 | Roberts 61 yd run (Hughes kick) | 3-80 | 1:23 | 42-38 |
| APP | 4th | 0:08 | Horn 21 yd pass from Aguilar (conv. kneel) | 6-70 | 2:36 | 48-38 |

STAT LEADERS

| SOUTHERN MISS | | | | | APP STATE | | | | |
|---------------|----------------|------------|----------|--|---------------|----------------|------------|----------|--|
| Rushing | Att. | Yds | TD | | Rushing | Att. | Yds | TD | |
| Gore Jr. | 24 | 247 | 2 | | Roberts | 13 | 109 | 1 | |
| Clay | 12 | 52 | 0 | | Aguilar | 9 | 43 | 0 | |
| Crawford | 2 | 12 | 1 | | Haywood | 3 | 11 | 1 | |
| Caston | 1 | 11 | 1 | | Marshall | 4 | 9 | 1 | |
| Pittman | 1 | -2 | 0 | | Noel | 3 | 8 | 0 | |
| Wiles | 3 | -19 | 0 | | Totals | 32 | 180 | 3 | |
| Totals | 43 | 301 | 4 | | | | | | |
| Passing | Cmp-Att-Int | Yds | TD | | Passing | Cmp-Att-Int | Yds | TD | |
| Wiles | 23-41-0 | 287 | 1 | | Aguilar | 23-33-1 | 391 | 4 | |
| Gore Jr. | 0-1-0 | 0 | 0 | | Totals | 23-33-1 | 391 | 4 | |
| Totals | 23-42-0 | 287 | 1 | | | | | | |
| Receiving | No. | Yds | TD | | Receiving | No. | Yds | TD | |
| Mims | 10 | 141 | 0 | | Horn | 8 | 165 | 2 | |
| Jones | 6 | 81 | 1 | | Wilson | 4 | 48 | 1 | |
| Caston | 3 | 34 | 0 | | Davis | 3 | 76 | 1 | |
| Cavallo | 2 | 19 | 0 | | Tucker | 3 | 39 | 0 | |
| Gore Jr. | 1 | 13 | 0 | | Jackson | 2 | 25 | 0 | |
| Henderson | 1 | -1 | 0 | | Roberts | 2 | 11 | 0 | |
| Totals | 23 | 287 | 1 | | Robinson | 1 | 27 | 0 | |
| | | | | | Totals | 23 | 391 | 4 | |

| GAME 9 | FINAL | | | | | |
|-----------|-------|----|---|---|---|----|
| Marshall | 0 | 3 | 6 | 0 | — | 9 |
| APP STATE | 0 | 21 | 7 | 3 | — | 31 |

Nov. 4 - Kidd Brewer Stadium - Boone, N.C. - 34,057



GAME NOTES

App State won with its largest margin of victory against a Sun Belt opponent since last year's 42-17 win against Georgia State.

The Mountaineers lead the all-time series with the Thundering Herd 16-10, including a 10-3 record in Boone. The teams are even at 2-2 with both squads playing at the FBS level.

This was the largest margin of victory for an App State win over Marshall since 1985.

The result snapped a five-game streak of App State games decided in the closing seconds.

Attendance at Kidd Brewer Stadium was 34,057, the eighth-largest crowd in stadium history.

This was believed to be the first ever Saturday night game played in Boone in November or December.

Earning their first career starts were wide receiver Dalton Stroman and defensive tackle Santana Hopper.

App State eclipsed 30 points for the second straight game and the sixth time this season.

Joey Aguilar again spread the ball to nine different receivers and compiled over 200 passing yards with three touchdowns and no turnovers.

Aguilar has thrown multiple passing TDs in all but one game this season.

Kaedin Robinson led all receivers with four catches for 55 yards and a TD (his fifth of the season, tied for the team lead).

Michael Hetzel had a career day with four catches for 46 yards and his first career touchdown.

| TEAM TOTALS | MAR | APP |
|------------------------------|---------|---------|
| FIRST DOWNS | | |
| Total | 13 | 24 |
| Rushing | 4 | 9 |
| Passing | 7 | 13 |
| Penalty | 2 | 2 |
| RUSHING | | |
| Total (Net) | 108 | 148 |
| Attempts | 25 | 40 |
| Avg. Per Rush | 4.3 | 3.7 |
| Rushing TDs | 0 | 1 |
| Yds. Gained | 149 | 168 |
| Yds. Lost | 41 | 20 |
| PASSING | | |
| Total (Net) | 144 | 229 |
| Comp.-Att.-Int. | 14-25-3 | 20-27-0 |
| Avg. / Att. | 5.8 | 8.5 |
| Avg. / Comp. | 10.3 | 11.5 |
| TDs | 1 | 3 |
| TOTAL OFFENSE | | |
| Yards | 252 | 377 |
| Plays | 50 | 67 |
| Avg. / Play | 5 | 5.6 |
| Fumbles - Lost | 0-0 | 0-0 |
| Penalties - Yds. | 6-52 | 4-52 |
| PUNTING | | |
| Punts - Yds. | 5-202 | 3-118 |
| Avg. / Punt | 40.4 | 39.3 |
| Inside 20 | 0 | 1 |
| 50+ Yds. | 0 | 0 |
| Touchbacks | 0 | 0 |
| Fair Catch | 4 | 2 |
| KICKOFFS | | |
| Total - Yds. | 3-195 | 6-385 |
| Avg. Yds. / Kickoff | 65.0 | 64.2 |
| Touchbacks | 3 | 2 |
| RETURNS | | |
| Punt: Total - Yds. - TDs | 0-0-0 | 0-0-0 |
| Punt: Avg. / Return | 0 | 0 |
| Kickoff: Total - Yds. - TDs | 4-76-0 | 0-0-0 |
| Kickoff: Avg. / Return | 19.0 | 0 |
| INT: Total - Yds. - TDs | 0-0-0 | 3-20-0 |
| Fumble: Total - Yds. - TDs | 0-0-0 | 0-0-0 |
| MISCELLANEOUS | | |
| Misc. Yards | 0 | 0 |
| Poss. Time | 24:20 | 35:40 |
| 3rd. Down Conv. | 4 of 11 | 5 of 12 |
| 4th. Down Conversions | 0 of 1 | 2 of 3 |
| Red-Zone: Scores - Chances | 2-3 | 3-3 |
| Sacks: Total - Yds. | 3-13 | 3-25 |
| PAT: Total - Made | 0-0 | 4-4 |
| 2PT Conversion: Total - Made | 0-1 | 0-0 |
| Field Goals: Total - Made | 1-1 | 1-1 |

App State Handles Herd On Historic Saturday Night

BOONE, N.C. — A historic nighttime appearance at The Rock coincided with a resounding victory over a longtime rival.

Playing a post-October game on a Saturday night in Kidd Brewer Stadium for the first time and facing Marshall in a home conference game for the first time since 1996, App State rolled to a 31-9 victory against the Thundering Herd in front of 34,057 fans, plus an NFL Network audience. It was App State's third-largest margin of victory in the series and the largest since a 40-0 win in 1985.

The Mountaineers (5-4, 3-2 Sun Belt) held a 28-3 lead in the third quarter thanks to three TD passes from Joey Aguilar, with the first App State TDs by receivers Michael Hetzel (16 yards) and Makai Jackson (29 yards) following a 24-yard scoring reception from Kaedin Robinson.

Rasheen Ali's 43-yard run set up a field goal on Marshall's second drive, but App State's defense held the Thundering Herd offense in check until a 43-yard scramble by QB Cam Fancher set up a short TD that cut into the 25-point deficit. That accounted for Marshall's only points on a night when the Mountaineers recorded three interceptions and three sacks.

Jordan Favors had two fourth-quarter interceptions, including one in the end zone, and Donovan Spellman's diving pick at the Marshall 17 set up App State's second touchdown of the night. Spellman also recorded a sack with help from pressure by Kevon Haigler, while Shawn Collins and Trenton Alan Yowe were responsible for the other two sacks.

Andrew Parker Jr., Marshall transfer EJ Jackson and Santana Hopper made big contributions as the Mountaineers totaled seven tackles for loss.

Marshall (4-5, 1-4) had a chance to rally with the ball down 28-9, but Spellman and Alan Yowe had sacks during an extended drive that moved into App State territory before Favors picked off a fourth-and-long pass.

Aguilar's TD pass to Robinson gave App State 7-3 lead in the second quarter, and the Thundering Herd started the next drive inside its own 10 before Spellman made his diving interception of a second-down throw.

SCORING SUMMARY

| Team | Qtr | Time | Scoring Play | Plays | Time | Score |
|------|-----|-------|------------------------------------------------|-------|------|-------|
| MAR | 2nd | 14:11 | Verhoff 32 yd FG | 7-59 | 3:08 | 0-3 |
| APP | 2nd | 10:52 | Robinson 24 yd pass from Aguilar (Hughes kick) | 7-75 | 3:19 | 7-3 |
| APP | 2nd | 8:33 | Tucker 3 yd run (Hughes kick) | 3-17 | 1:25 | 14-3 |
| APP | 2nd | 1:29 | Hetzel 16 yd pass from Aguilar (Hughes kick) | 9-74 | 5:12 | 21-3 |
| APP | 3rd | 7:00 | Jackson 29 yd pass from Aguilar (Hughes kick) | 8-58 | 4:29 | 28-3 |
| MAR | 3rd | 3:13 | Sallis 10 yd pass from Fancher (pass failed) | 7-80 | 3:40 | 28-9 |
| APP | 4th | 4:01 | Hughes 32 yd FG | 9-61 | 5:49 | 31-9 |

STAT LEADERS

| MARSHALL | | | | APP STATE | | | |
|---------------|----------------|------------|----------|---------------|----------------|------------|----------|
| Rushing | Att. | Yds | TD | Rushing | Att. | Yds | TD |
| Ali | 13 | 74 | 0 | Aguilar | 10 | 44 | 0 |
| Fancher | 10 | 35 | 0 | Haywood | 5 | 42 | 0 |
| Payne | 2 | -1 | 0 | Roberts | 6 | 23 | 0 |
| Totals | 25 | 108 | 0 | Noel | 12 | 20 | 0 |
| | | | | Marshall | 2 | 11 | 0 |
| Passing | Cmp-Att-Int | Yds | TD | Castle | 3 | 7 | 0 |
| Fancher | 14-25-3 | 144 | 1 | Tucker | 1 | 3 | 1 |
| Totals | 14-25-3 | 144 | 1 | Team | 1 | -2 | 0 |
| | | | | Totals | 40 | 148 | 1 |
| Receiving | No. | Yds | TD | Passing | Cmp-Att-Int | Yds | TD |
| McMillan | 3 | 28 | 0 | Aguilar | 20-27-0 | 229 | 3 |
| Coombs | 3 | 13 | 0 | Totals | 20-27-0 | 229 | 3 |
| Keaton | 2 | 25 | 0 | | | | |
| Sallis | 2 | 19 | 1 | Receiving | No. | Yds | TD |
| Ali | 2 | 7 | 0 | Robinson | 4 | 55 | 1 |
| Harrison | 1 | 35 | 0 | Hetzel | 4 | 46 | 1 |
| Montgomery | 1 | 17 | 0 | Davis | 3 | 12 | 0 |
| Totals | 14 | 144 | 1 | Gibbs | 2 | 37 | 0 |
| | | | | Noel | 2 | 18 | 0 |
| | | | | Wilson | 2 | 6 | 0 |
| | | | | Jackson | 1 | 29 | 1 |
| | | | | Tucker | 1 | 16 | 0 |
| | | | | Larkins | 1 | 10 | 0 |
| | | | | Totals | 20 | 229 | 3 |

2023 SCORING DRIVES

(MIDDLE-EIGHT POINTS IN BOLD/ITALIC)

APP STATE SCORING

| Opp. | Qtr | Time | Scoring Play | Plays | Time |
|------------|------------|--------------|-------------------------------------------------------|--------------|-------------|
| GW | 1st | 1:08 | Wilson 12 yd pass from Burger (Hughes kick) | 15-77 | 5:32 |
| GW | 2nd | 2:06 | Robinson 2 yd pass from Aguilar (Hughes kick) | 1-32 | 0:07 |
| GW | 3rd | 7:24 | Davis 26 yd pass from Aguilar (Hughes kick) | 8-65 | 3:17 |
| GW | 3rd | 3:35 | Stroman 43 yd pass from Aguilar (Hughes kick) | 4-64 | 1:36 |
| GW | 3rd | 0:20 | Hughes 43 yd field goal | 6-39 | 2:21 |
| GW | 4th | 14:52 | Noel 7 yd run (Hughes kick) | 2-23 | 0:18 |
| GW | 4th | 1:50 | Horn 7 yd pass from Aguilar (Hughes kick) | 9-61 | 5:35 |
| UNC | 2nd | 11:10 | Hughes 46 yd field goal | 19-66 | 8:10 |
| UNC | 2nd | 7:14 | Wilson 5 yd pass from Aguilar (Hughes kick) | 9-75 | 3:29 |
| UNC | 3rd | 12:43 | Davis 33 yd pass from Aguilar (Hughes kick) | 6-75 | 2:17 |
| UNC | 4th | 10:44 | Noel 7 yd run (Hughes kick) | 12-75 | 5:41 |
| UNC | 4th | 1:22 | Hughes 33 yd field goal | 12-69 | 2:48 |
| UNC | OT | | Noel 7 yd run (Hughes kick) | 3-25 | |
| ECU | 1st | 9:39 | Noel 68 yd run (Hughes kick) | 2-75 | 0:35 |
| ECU | 1st | 3:49 | Hughes 36 yd field goal | 10-42 | 5:11 |
| ECU | 2nd | 1:15 | Roberts 18 yd run (pass failed) | 3-37 | 0:43 |
| ECU | 3rd | 12:05 | Robinson 34 yd pass from Aguilar (pass failed) | 8-75 | 2:55 |
| ECU | 3rd | 8:18 | Tucker 35 yd pass from Aguilar (Hughes kick) | 6-79 | 1:39 |
| ECU | 3rd | 0:09 | Aguilar 1 yd run (Hughes kick) | 6-19 | 2:51 |
| ECU | 4th | 5:44 | Larkins 6 yd pass from Aguilar (Hughes kick) | 10-70 | 5:44 |
| WYO | 1st | 10:41 | Hughes 25 yd FG | 12-67 | 4:19 |
| WYO | 1st | 3:00 | Hughes 28 yd FG | 12-87 | 5:33 |
| WYO | 2nd | 1:09 | Hughes 20 yd FG | 14-87 | 6:31 |
| WYO | 2nd | 0:00 | Hughes 50 yd FG | 3-18 | 0:15 |
| WYO | 4th | 11:42 | Funderburk 18 yd INT return (Hughes kick) | | |
| ULM | 1st | 5:40 | Horn 52 yd pass from Aguilar (Hughes kick) | 2-73 | 0:24 |
| ULM | 1st | 5:35 | Funderburk 23 yd interception (Hughes kick) | | |
| ULM | 2nd | 10:59 | Robinson 6 yd pass from Aguilar (Hughes kick) | 10-63 | 4:01 |
| ULM | 2nd | 3:14 | Roberts 10 yd run (Hughes kick) | 12-75 | 5:01 |
| ULM | 3rd | 12:14 | Horn 22 yd pass from Aguilar (Hughes kick) | 7-75 | 2:46 |
| ULM | 4th | 10:58 | Hughes 28 yd FG | 6-34 | 1:53 |
| ULM | 4th | 0:00 | Hughes 54 yd FG | 6-43 | 1:02 |
| CCU | 2nd | 11:05 | Hughes 29 yd FG | 8-60 | 3:03 |
| CCU | 2nd | 3:25 | Marshall 3 yd run (Hughes kick) | 10-75 | 4:05 |
| CCU | 3rd | 6:18 | Larkins 2 yd pass from Aguilar (Hughes kick) | 6-54 | 2:45 |
| CCU | 4th | 8:47 | Stroman 5 yd pass from Aguilar (Hughes kick) | 6-80 | 2:34 |
| ODU | 1st | 3:59 | Aguilar 1 yd run (Hughes kick) | 7-46 | 3:47 |
| ODU | 2nd | 4:14 | Larkins 5 yd pass from Aguilar (Hughes kick) | 10-70 | 5:49 |
| ODU | 3rd | 4:03 | Robinson 17 yd pass from Aguilar (Hughes kick) | 13-60 | 6:44 |
| USM | 1st | 1:50 | Haywood 8 yd run (Hughes kick) | 5-65 | 2:59 |
| USM | 2nd | 8:14 | Wilson 26 yd pass from Aguilar (Hughes kick) | 3-75 | 1:01 |
| USM | 3rd | 12:13 | Davis 57 yd pass from Aguilar (Hughes kick) | 6-75 | 2:47 |
| USM | 3rd | 5:17 | Marshall 1 yd run (Hughes kick) | 1-1 | 0:04 |
| USM | 4th | 11:33 | Horn 49 yd pass from Aguilar (Hughes kick) | 6-78 | 2:22 |
| USM | 4th | 6:37 | Roberts 61 yd run (Hughes kick) | 3-80 | 1:23 |
| USM | 4th | 0:08 | Horn 21 yd pass from Aguilar (conv. kneel) | 6-70 | 2:36 |
| MAR | 2nd | 10:52 | Robinson 24 yd pass from Aguilar (Hughes kick) | 7-75 | 3:19 |
| MAR | 2nd | 8:33 | Tucker 3 yd run (Hughes kick) | 3-17 | 1:25 |
| MAR | 2nd | 1:29 | Hetzel 16 yd pass from Aguilar (Hughes kick) | 9-74 | 5:12 |
| MAR | 3rd | 7:00 | Jackson 29 yd pass from Aguilar (Hughes kick) | 8-58 | 4:29 |
| MAR | 4th | 4:01 | Hughes 32 yd FG | 9-61 | 5:49 |

OPPONENT SCORING

| Team | Qtr | Time | Scoring Play | Plays | Time |
|------------|------------|--------------|------------------------------------------------------|--------------|-------------|
| GW | 2nd | 13:03 | Brown 8 yd run (Billingsley kick) | 8-75 | 3:05 |
| GW | 2nd | 5:22 | Billingsley, Jay 37 yd field goal | 16-44 | 5:35 |
| GW | 3rd | 10:41 | Brown, Jayden 16 yd run (Billingsley kick) | 11-65 | 4:19 |
| GW | 3rd | 5:16 | Brown 41 yd pass from Caldwell (Billingsley kick) | 5-75 | 2:08 |
| UNC | 2nd | 10:43 | Hampton 68 yd run (Coe kick) | 2-75 | 0:27 |
| UNC | 2nd | 3:05 | Coe 47 yd field goal | 9-46 | 4:09 |
| UNC | 3rd | 8:57 | Hood 5 yd run (Coe kick) | 11-75 | 3:46 |
| UNC | 3rd | 1:25 | Coe 31 yd field goal | 11-51 | 5:01 |
| UNC | 4th | 9:19 | Hampton 7 yd run (Coe kick) | 4-75 | 1:25 |
| UNC | OT | | Hampton 17 yd run (Coe kick) | 3-25 | |
| UNC | OT | | Maye 13 yd run (Maye run failed) | 3-25 | |
| ECU | 1st | 10:14 | Harris 7 yd run (Conrad kick) | 9-75 | 4:46 |
| ECU | 2nd | 9:25 | Jackson 8 yd interception (Conrad kick) | | |
| ECU | 2nd | 2:14 | Harris 4 yd run (Conrad kick) | 11-77 | 4:55 |
| ECU | 3rd | 10:03 | Revel 57 yd fumble return (Conrad kick) | | |
| WYO | 2nd | 12:28 | Peasley 9 yd run (Hoyland kick) | 5-26 | 2:13 |
| WYO | 4th | 11:31 | Waylee 75 yd run (Hoyland kick) | 1-75 | 0:11 |
| WYO | 4th | 1:52 | Hawkins 62 yd blocked FG return (Gyllenborg catch) | | |
| ULM | 1st | 11:03 | Wiley 22 yd pass from Wright (McCormick kick) | 5-70 | 1:21 |
| ULM | 1st | 6:10 | Woullard 7 yd run (McCormick kick) | 7-70 | 3:43 |
| ULM | 2nd | 8:15 | Howell 14 yd pass from Wright (McCormick kick) | 7-75 | 2:44 |
| ULM | 2nd | 1:17 | Howell 3 yd pass from Wright (McCormick kick) | 5-74 | 1:49 |
| ULM | 3rd | 8:24 | Wright 1 yd run (PAT blocked) | 7-87 | 3:45 |
| ULM | 3rd | 1:39 | Howell 8 yd pass from Wright (pass failed) | 10-46 | 4:11 |
| CCU | 1st | 11:12 | Bennett 1 yd run (Hensley kick) | 7-83 | 3:43 |
| CCU | 1st | 7:22 | Tucker 51 yd pass from McCall (Hensley kick) | 5-63 | 2:28 |
| CCU | 2nd | 7:30 | Hensley 33 yd FG | 6-59 | 3:35 |
| CCU | 3rd | 3:03 | Karr 32 yd pass from McCall (Hensley kick) | 7-77 | 3:07 |
| CCU | 4th | 0:00 | Hensley 24 yd FG | 11-77 | 4:43 |
| ODU | 2nd | 13:02 | Calloway 3 yd pass from Wilson (Sanchez kick) | 12-87 | 5:50 |
| ODU | 2nd | 1:27 | Wicks 20 yd run (Sanchez kick) | 5-92 | 2:41 |
| ODU | 2nd | 0:00 | Sanchez 47 yd field goal | 6-35 | 0:45 |
| ODU | 3rd | 10:54 | Sanchez 46 yd field goal | 9-46 | 4:06 |
| ODU | 4th | 0:48 | Wicks 16 yd run (Butler pass from Wilson) | 11-69 | 2:58 |
| USM | 1st | 12:39 | Jones 16 yd pass from Wiles (Stein kick) | 6-75 | 2:21 |
| USM | 2nd | 9:15 | Gore 42 yd run (Stein kick) | 4-79 | 1:22 |
| USM | 2nd | 5:01 | Crawford 10 yd run (Stein kick) | 8-75 | 3:13 |
| USM | 2nd | 2:05 | Stein 42 yd FG | 6-15 | 1:49 |
| USM | 3rd | 12:01 | Gore 75 yd run (Stein kick) | 1-75 | 0:12 |
| USM | 4th | 14:01 | Caston 11 yd run (Stein kick) | 13-75 | 6:16 |
| MAR | 2nd | 14:11 | Verhoff 32 yd FG | 7-59 | 3:08 |
| MAR | 3rd | 3:13 | Sallis 10 yd pass from Fancher (pass failed) | 7-80 | 3:40 |

2023 NON-OFFENSIVE TDS

APP STATE NON-OFFENSIVE TDS

| Opp. | Qtr | Time | Scoring Play |
|------|-----|-------|---------------------------------------------|
| WYO | 4th | 11:42 | Funderburk 18 yd INT return (Hughes kick) |
| ULM | 1st | 5:35 | Funderburk 23 yd interception (Hughes kick) |

OPPONENT NON-OFFENSIVE TDS

| Opp. | Qtr | Time | Scoring Play |
|------|-----|-------|----------------------------------------------------|
| ECU | 2nd | 9:25 | Jackson 8 yd interception (Conrad kick) |
| ECU | 3rd | 10:03 | Revel 57 yd fumble return (Conrad kick) |
| WYO | 4th | 1:52 | Hawkins 62 yd blocked FG return (Gyllenborg catch) |

SINGLE-GAME HIGHS

RUSHING YARDS

| | | | |
|-----|-----------------|------------------|------|
| 317 | Cameron Peoples | N. Texas (bowl) | 2020 |
| 313 | Armanti Edwards | Richmond | 2007 |
| 291 | Armanti Edwards | The Citadel | 2007 |
| 267 | Ritchie Melchor | Chattanooga | 1989 |
| 264 | DeAndre Presley | Western Illinois | 2010 |
| 259 | Jack Groce | Newberry | 1951 |
| 257 | Jalin Moore | Akron | 2016 |
| 250 | Marcus Cox | Georgia State | 2014 |
| 245 | Steven Miller | Western Carolina | 2012 |
| 245 | John Settle | Furman | 1986 |
| 244 | Jalin Moore | Idaho | 2015 |
| 244 | Shirley Gabriel | Emory & Henry | 1953 |
| 242 | David Neeld | Carson-Newman | 1970 |
| 241 | Jalin Moore | New Mexico State | 2017 |
| 239 | Jalin Moore | Georgia State | 2017 |
| 239 | John Settle | Western Carolina | 1985 |

RUSHING TOUCHDOWNS

| | | | |
|---|-----------------|-----------------|------|
| 5 | Cameron Peoples | N. Texas (bowl) | 2020 |
| 5 | John Settle | Davidson | 1986 |

LONGEST RUSHES

| | | | |
|----|-----------------|------------------|------|
| 98 | Clayton Deskins | Bluefield State | 1971 |
| 90 | Emmitt Hamilton | Marshall | 1977 |
| 89 | DeAndre Presley | Western Illinois | 2010 |
| 88 | John Settle | Furman | 1986 |
| 87 | Darrynton Evans | Charlotte | 2019 |
| 86 | John Settle | The Citadel | 1985 |
| 86 | Hal Queen | Catawba | 1969 |
| 85 | Emmitt Hamilton | South Carolina | 1977 |
| 84 | Ricky Ferguson | Georgia State | 2014 |
| 84 | Devin Radford | Furman | 2008 |
| 81 | Jalin Moore | Gardner-Webb | 2018 |
| 81 | Karim Razzak | Western Carolina | 1999 |

TOUCHDOWN PASSES

| | | | |
|---|----------------------|----------------|------|
| 6 | Chase Brice | North Carolina | 2022 |
| 5 | Taylor Lamb | Savannah State | 2017 |
| 5 | DeAndre Presley | The Citadel | 2010 |
| 5 | Armanti Edwards | Wofford | 2008 |
| 5 | Richie Williams | N'Western St. | 2004 |
| 5 | Pat Murphy | Wofford | 1968 |
| 5 | Pat Murphy | Presbyterian | 1967 |
| 4 | Joey Aguilar | Southern Miss | 2023 |
| 4 | Joey Aguilar | Gardner-Webb | 2023 |
| 4 | Chase Brice | Robert Morris | 2022 |
| 4 | Chase Brice | The Citadel | 2022 |
| 4 | Chase Brice | WKU (bowl) | 2021 |
| 4 | Chase Brice | ULM | 2021 |
| 4 | Zac Thomas | Troy | 2020 |
| 4 | Zac Thomas | Arkansas State | 2020 |
| 4 | Zac Thomas | Troy | 2019 |
| 4 | Zac Thomas | Georgia State | 2019 |
| 4 | Taylor Lamb | ULM | 2017 |
| 4 | Taylor Lamb | Louisiana | 2017 |
| 4 | Taylor Lamb | Texas State | 2016 |
| 4 | Taylor Lamb | Old Dominion | 2015 |
| 4 | Taylor Lamb | Arkansas State | 2015 |
| 4 | Jamal Londry-Jackson | Elon | 2012 |
| 4 | Jamal Londry-Jackson | Elon | 2011 |
| 4 | DeAndre Presley | Jacksonville | 2010 |
| 4 | Armanti Edwards | S.C. State | 2008 |
| 4 | Armanti Edwards | The Citadel | 2008 |
| 4 | Richie Williams | Chattanooga | 2004 |
| 4 | Richie Williams | E. Kentucky | 2004 |
| 4 | Richie Williams | Elon | 2003 |
| 4 | Joe Burchette | VMI | 2002 |
| 4 | Joe Burchette | W. Carolina | 2000 |

PASSING YARDS (QB, Completions-Attempts)

| | | | |
|-----|-------------------------|----------------|------|
| 433 | Armanti Edwards (29-41) | S.C. State | 2008 |
| 427 | Taylor Lamb (23-39) | C. Carolina | 2017 |
| 415 | Armanti Edwards (27-34) | Wofford | 2009 |
| 413 | Richie Williams (40-45) | Furman | 2004 |
| 410 | Richie Williams (21-37) | Chattanooga | 2004 |
| 408 | Richie Williams (29-43) | Elon | 2004 |
| 408 | Steve Brown (26-38) | E. Tenn. State | 1980 |
| 405 | Richie Williams (31-40) | Wofford | 2004 |
| 397 | Taylor Lamb (20-31) | Liberty | 2014 |
| 395 | Chase Brice (40-53) | Texas State | 2022 |

PASS COMPLETIONS (QB, Attempts)

| | | | |
|----|-----------------------------|----------------|------|
| 40 | Chase Brice (53 att.) | Texas State | 2022 |
| 40 | Richie Williams (45 att.) | Furman | 2004 |
| 37 | Bake Baker (57 att.) | Liberty | 1997 |
| 33 | Kameron Bryant (43 att.) | Wofford | 2013 |
| 33 | J. Londry-Jackson (45 att.) | Illinois State | 2012 |
| 32 | J. Londry-Jackson (46 att.) | Furman | 2012 |
| 31 | DeAndre Presley (56 att.) | Villanova | 2010 |
| 31 | Richie Williams (40 att.) | Wofford | 2004 |
| 29 | J. Londry-Jackson (46 att.) | Wofford | 2012 |
| 29 | J. Londry-Jackson (44 att.) | Furman | 2011 |
| 29 | Armanti Edwards (41 att.) | S.C. State | 2008 |
| 29 | Richie Williams (43 att.) | Elon | 2004 |
| 29 | Joe Burchette (45 att.) | The Citadel | 2002 |
| 29 | Bake Baker (50 att.) | Clemson | 1997 |

LONGEST RECEPTIONS (Receiver-Passer)

| | | | |
|-----|-------------------|---------------|------|
| 95* | Smith-Satterfield | W. Carolina | 1994 |
| 90 | Sutton-Thomas | Charlotte | 2018 |
| 89 | Fowlkes-Williams | N'Western St. | 2004 |
| 89 | Fowlkes-Williams | Chattanooga | 2004 |
| 88 | Fowlkes-Williams | Wofford | 2003 |
| 85 | Upshur-Joyce | James Madison | 1983 |
| 84 | Watkins-Lamb | Wake Forest | 2017 |
| 83 | Virgil-Lamb | C. Carolina | 2017 |
| 83 | Layton-Burchette | Chattanooga | 2001 |
| 83 | Reaves-Freeman | Gardner-Webb | 1989 |
| 82 | Ford-Price | East Carolina | 1975 |
| 82 | Camelo-Brown | Chattanooga | 1979 |
| 80 | Wells-Horn | The Citadel | 2022 |
| 80 | Wells-Brice | Georgia State | 2021 |
| 80 | Ray-Brown | VMI | 1979 |
| 80 | Jenkins-Joyce | The Citadel | 1981 |
| 80 | Albea-Jeremiah | W. Carolina | 1999 |

*non-scoring

RECEPTIONS (Name, Yards)

| | | | | |
|----|----------------|-----|----------------|------|
| 17 | DaVon Fowlkes | 280 | Elon | 2004 |
| 15 | DaVon Fowlkes | 202 | Wofford | 2004 |
| 14 | DaVon Fowlkes | 148 | Furman | 2004 |
| 14 | Rick Beasley | 136 | Marshall | 1979 |
| 13 | Sean Price | 167 | Illinois State | 2012 |
| 13 | Bob Agle | 180 | E. & Henry | 1968 |
| 12 | Andrew Peacock | 90 | Georgia | 2013 |
| 12 | DaVon Fowlkes | 236 | Chattanooga | 2004 |
| 12 | Gerard Hardy | 123 | Liberty | 1997 |

TOUCHDOWN RECEPTIONS

| | | | |
|---|-----------------|---------------|------|
| 4 | Thomas Hennigan | Louisiana | 2017 |
| 4 | DaVon Fowlkes | N'Western St. | 2004 |
| 4 | Bob Agle | Wofford | 1968 |

RECEIVING YARDS (Name, Catches)

| | | | | |
|-----|------------------|----|------------------|------|
| 280 | DaVon Fowlkes | 17 | Elon | 2004 |
| 261 | Bob Agle | 10 | Wofford | 1968 |
| 236 | DaVon Fowlkes | 12 | Chattanooga | 2004 |
| 231 | Sean Price | 7 | Ga. Southern | 2012 |
| 231 | Rick Beasley | 9 | James Madison | 1980 |
| 220 | Rick Beasley | 9 | E. Tenn. State | 1980 |
| 206 | Malik Williams | 10 | Coastal Carolina | 2021 |
| 202 | DaVon Fowlkes | 15 | Wofford | 2004 |
| 195 | William Mayfield | 7 | Chattanooga | 2006 |
| 191 | DaVon Fowlkes | 8 | N'Western St. | 2004 |

INTERCEPTIONS

| | | | |
|---|------------------|----------------|------|
| 3 | Steven Jones Jr. | Arkansas State | 2021 |
| 3 | Clifton Duck | NMSU | 2017 |
| 3 | Tae Hayes | NMSU | 2017 |
| 3 | Mark LeGree | Wofford | 2008 |
| 3 | Larry McKenzie | Davidson | 1973 |

LONGEST INTERCEPTION RETURN

| | | | |
|-----|------------------|---------------|------|
| 100 | Trey Cobb | South Alabama | 2021 |
| 100 | Rico Mack | James Madison | 1990 |
| 100 | John Hollar | W. Carolina | 1947 |
| 100 | John Hollar | Elon | 1946 |
| 97 | Doug Middleton | N.C. A&T | 2011 |
| 91 | Latrell Gibbs | Wyoming | 2015 |
| 90 | T.D. Roof | Elon | 2021 |
| 82 | Wes Hunter | Chattanooga | 1999 |
| 78 | Justin Wozeah | S. Illinois | 2005 |
| 77 | Quinton McKinney | Furman | 1974 |
| 75 | Jon Duncan | Edinboro | 1995 |
| 71 | A.J. Howard | Troy | 2016 |
| 70 | Brandon Grier | Chattanooga | 2012 |
| 70 | Titus Howard | Elon | 2005 |
| 70 | Larry McKenzie | Davidson | 1973 |

LONGEST KICKOFF RETURN

| | | | |
|-----|-----------------|------------------|------|
| 100 | Jalen Virgil | Miami | 2021 |
| 100 | Jalen Virgil | Ga. Southern | 2020 |
| 100 | Darrynton Evans | Penn State | 2018 |
| 100 | Keith Nash | Lenoir-Rhyne | 1968 |
| 99 | Tony Washington | Wofford | 2012 |
| 97 | Jalen Virgil | Ga. Southern | 2021 |
| 97* | Darrynton Evans | Louisiana (SBCH) | 2018 |
| 96 | Milan Tucker | Marshall | 2022 |
| 96* | Don Blue | Liberty | 1994 |
| 95 | CoCo Hillary | Wofford | 2007 |
| 95 | Jimmy Watkins | Wofford | 2000 |
| 94 | Darrynton Evans | Toledo | 2016 |
| 92 | Derek Jenkins | Furman | 1981 |
| 91 | Jimmy Watkins | The Citadel | 2000 |
| 90 | Clayton Deskins | Guilford | 1968 |

*non-scoring

LONGEST PUNT RETURN

| | | | |
|-----|----------------|----------------|------|
| 100 | Aubrey Elam | Lenoir-Rhyne | 1955 |
| 87 | DaVon Fowlkes | Marshall | 2002 |
| 86 | Dexter Jackson | Gardner-Webb | 2006 |
| 82 | Anthony Smith | E. Tenn. State | 1989 |
| 81 | Jack Fine | Carson-Newman | 1965 |
| 81 | Anthony Smith | Wake Forest | 1992 |

CAREER HIGHS

KEVIN ABRAMS-VERWAYNE

Tackles..... 2 (Multiple times)
Forced fumbles 1 (Gardner-Webb - 23)
Sacks.....0.5 (Coastal - 23)

TRENTON ALAN YOWE

Sacks..... 1.0 (Marshall - 23)

JOEY AGUILAR

Passing Yards..... 391 (Southern Miss - 23)
Passing TDs..... 4 (So. Miss - 23, Gardner-Webb - 23)
Completions..... 27 (at ULM - 23)
Pass attempts..... 43 (at UNC - 23)
Long completion..... 69 (Coastal - 23)

KYLE ARNHOLT

Tackles..... 5 (at ULM - 23, ECU - 23)
Sacks 1.0 (Georgia State - 22)
Forced fumbles..... 2 (Georgia State - 22)
Fumble recoveries..... 1 (Georgia State - 22)

RYAN BURGER

Passing Yards..... 73 (Gardner-Webb - 23)
Passing TDs..... 1 (Gardner-Webb - 23)
Completions..... 7 (Gardner-Webb - 23)
Pass attempts..... 11 (Gardner-Webb - 23)

ANDERSON CASTLE

Rushes 12 (at Georgia State - 21)
Rushing yards 67 (RMU - 22)
Rushing TDs..... 1 (Multiple times)
Long rush 49 (Troy - 20)
Receptions 1 (Troy - 22)
Receiving TDs..... 1 (Troy - 22)

MARKUS CLARK

Tackles..... 4 (ECU - 23)
Sacks..... 1.0 (ECU - 23)

RONALD CLARKE

Tackles 7 (at Coastal - 22)
Fumble recoveries 1 (Elon - 21)
Sacks 1.0 (South Alabama - 21)

SHAWN COLLINS

Tackles..... 5 (Coastal - 23)
Sacks..... 1.0 (Marshall - 23, at ULM - 23)

DASHAUN DAVIS

Receptions 7 (at UNC - 23)
Receiving yards 117 (at UNC - 23)
Long reception..... 57 (Southern Miss - 23)
Touchdowns..... 1 (Multiple times)

THOMAS DAVIS

Tackles 3 (at Wyoming - 23, at UNC - 23)
Sacks 0.5 (Southern Miss - 23, Coastal - 23)

DEANDRE DINGLE-PRINCE

Tackles..... 6 (at Marshall - 22, at Coastal - 22)
Tackles for loss..... 1.5 (Marshall - 23, at Coastal - 22)
Fumble recoveries..... 1 (Multiple times)

DERRELL FARRAR

Tackles..... 8 (ECU - 23)
Tackles for loss..... 1.0 (at ULM - 23)
Sacks..... 0.5 (at ODU - 23)

JORDAN FAVORS

Tackles..... 6 (at ULM - 23)
Interceptions..... 2 (Marshall - 23)
Forced fumbles..... 1 (at ULM - 23)
Tackles for loss..... 1.0 (Multiple times)

MICHAEL FLETCHER

Tackles..... 3 (at UNC - 23)
Sacks..... 1.0 (at UNC - 23)
Fumble recoveries 1 (Southern Miss - 23)

TYREK FUNDERBURK

Tackles..... 6 (Gardner-Webb - 23)
Interceptions..... 1 (at ULM - 23, at Wyoming - 23)
INT returns for TDs.... 1 (at ULM - 23, at Wyoming - 23)
Sacks 0.5 (at ULM - 23)
Tackles for loss..... 1.5 (at ULM - 23)

MILLER GIBBS

Receptions 3 (at Texas State - 20, GSU - 20)
Receiving yards 47 (at Texas State - 20)
TD receptions..... 1 (Multiple times)
Long reception..... 32 (at Texas State - 20)

BRODRICK GOOCH

Tackles..... 2 (ECU - 23)
Sacks..... 1 (ECU - 23)

JACKSON GREENE

Tackles 8 (Southern Miss - 23)
Interceptions 1 (Gardner-Webb - 23)

KEVON HAIGLER

Tackles..... 4 (UNC - 22)
Sacks..... 1.0 (Multiple times)
Tackles for loss..... 1.0 (Multiple times)
Fumble recoveries 1 (Georgia State - 22)

BRENDAN HARRINGTON

Tackles 11 (North Texas - 20)
Sacks 2.0 (ECU - 21)
Tackles for loss..... 2.0 (ECU - 21)
Interceptions 1 (Four times in 2020)
INT return for TD 1 (at Texas State - 20)
Pass breakups 2 (Arkansas State - 20)

MAQUEL HAYWOOD

Rushes 11 (Gardner-Webb - 23)
Rushing yards 45 (Gardner-Webb - 23)
Long rush..... 20 (Coastal - 23)
Rushing TDs..... 1 (Southern Miss - 23)

MICHAEL HETZEL

Receptions 4 (Marshall - 23)
Receiving yards 46 (Marshall - 23)
Touchdowns..... 1 (Marshall - 23)
Long reception 22 (GW, 23, The Citadel - 22)

SANTANA HOPPER

Tackles 5 (Southern Miss - 23)
Sacks 1.5 (at ODU - 23)
Tackles for loss..... 2.0 (Marshall - 23)

CHRISTAN HORN

Receptions 8 (Southern Miss - 23)
Receiving yards 165 (Southern Miss - 23)
Long reception..... 80 (The Citadel - 22)
Touchdowns..... 2 (Three times)

MICHAEL HUGHES

Points 16 (at Ga. So. - 22)
Field goals 4 (at Ga. So. - 22, at Wyoming - 23)
Long field goal..... 54 (at ULM - 23)
Extra points..... 7 (The Citadel - 22, UNC - 22)

EJ JACKSON

Tackles 11 (Southern Miss - 23)

ETHAN JOHNSON

Tackles 9 (Coastal - 23)

MAKAI JACKSON

Receptions 2 (Multiple times)
Receiving yards 67 (Coastal - 23)
TD receptions..... 1 (Marshall - 23)
Long reception..... 67 (Coastal - 23)

NATE JOHNSON

Tackles 7 (Coastal - 23)
Sacks 2.0 (at ODU - 23)
Tackles for loss..... 1.5 (ECU - 23)

MONTEZ KELLEY

Fumble recoveries 1 (Gardner-Webb - 23)

DAVID LARKINS

Receptions 3 (ECU - 23)
Receiving yards 31 (ECU - 23)
TD receptions..... 1 (Multiple times)
Long reception..... 17 (RMU - 22)

AHMANI MARSHALL

Rushes 20 (at Georgia Southern - 22)
Rushing yards 137 (ODU - 22)
Rushing TDs..... 1 (Multiple times)
Long rush 37 (Georgia State - 22)

NATE NOEL

Rushes 30 (at Wyoming - 23)
Rushing yards 193 (ECU - 23)
Rushing TDs..... 3 (at Ga. So. - 22)
Long rush 70 (at Ga. So. - 20)
Receptions 10 (at TXST - 22)
Receiving Yards 50 (at TXST - 22)

ANDREW PARKER JR.

Tackles 13 (Southern Miss - 23)
Sacks 1.0 (Multiple times)
Tackles for loss..... 1.5 (Marshall - 23, ECU - 23)

STEPHEN PASSEGGIATA

Tackles..... 2 (UNC - 22)
Fumble recoveries 1 (The Citadel - 22)

OMARI PHILYAW

Tackles..... 2 (Multiple times)
INT receptions..... 1 (ECU - 23)

KANYE ROBERTS

Rushes 26 (at ODU - 23)
Rushing yards 109 (So. Miss - 23, at ODU - 23)
Rushing TDs..... 1 (Multiple times)
Long rush 61 (Southern Miss - 23)

KAEDIN ROBINSON

Receptions 10 (at ULM - 23)
Receiving yards 112 (at ULM - 23)
Long reception..... 57 (ODU - 22)
Touchdowns..... 1 (Multiple times)

NICK ROSS

Tackles 13 (Gardner-Webb - 23)
Interceptions..... 1 (Multiple times)
Forced fumbles..... 1 (The Citadel - 22)
Sacks 1.0 (Southern Miss - 23)

JACK SCROGGS

Tackles..... 4 (Gardner-Webb - 23)
Interceptions..... 1 (Gardner-Webb - 23)

DONOVAN SPELLMAN

Tackles..... 4 (The Citadel - 22)
Sacks 1.0 (Marshall - 23, The Citadel - 22)
Interceptions..... 1 (Marshall - 23)

DALTON STROMAN

Receptions 5 (at TXST - 22)
Receiving yards 104 (at TXST - 22)
Long reception..... 55 (at TXST - 22)
Touchdowns..... 1 (Multiple times)

CADEN SULLIVAN

Tackles 9 (at ULM - 23)
Sacks 1.0 (Multiple times)
Tackles for loss..... 1.5 (Coastal - 23)
Forced fumbles..... 1 (ODU - 22)

JALIK THOMAS

Tackles 5 (at ODU - 23)

MILAN TUCKER

Kickoff return yards..... 134 (at Marshall - 22)
Longest return 96 (at Marshall - 22)
Kick return TDs 1 (at Marshall - 22)
Receiving TDs..... 1 (ECU - 23)
Rushing TDs..... 1 (Marshall - 23)
Long reception..... 69 (Coastal - 23)

ELI WILSON

Receptions 4 (Southern Miss - 23)
Receiving yards 48 (Southern Miss - 23)
TD receptions..... 1 (Multiple times)
Long reception..... 32 (Coastal - 23)

GAME LOGS QUARTERBACKS/RUNNING BACKS

JOEY AGUILAR'S CAREER STATISTICS

| Year | GP/GS | Cmp | Att | INT | YDS | TD | YPG |
|------|-------|-----|-----|-----|-------|----|-------|
| 2023 | 9/8 | 182 | 286 | 6 | 2,402 | 23 | 266.9 |

AGUILAR GAME-BY-GAME

| 2023 | Cmp | Att | INT | Yards | TD | Long |
|-------------------|-----|-----|-----|-------|----|------|
| Gardner-Webb | 11 | 13 | 0 | 174 | 4 | 43 |
| at North Carolina | 22 | 43 | 1 | 275 | 2 | 34 |
| East Carolina | 17 | 29 | 1 | 241 | 3 | 35 |
| at Wyoming | 22 | 40 | 1 | 200 | 0 | 23 |
| at ULM | 27 | 39 | 2 | 335 | 3 | 52 |
| Coastal Carolina | 18 | 31 | 0 | 305 | 2 | 69 |
| at ODU | 22 | 31 | 0 | 252 | 2 | 28 |
| Southern Miss | 23 | 33 | 1 | 391 | 4 | 57 |
| Marshall | 20 | 27 | 0 | 229 | 3 | 29 |

RYAN BURGER'S CAREER STATISTICS

| Year | GP/GS | Cmp | Att | INT | YDS | TD | YPG |
|--------------|------------|-----------|-----------|----------|------------|----------|-------------|
| 2022 | 1/0 | 4 | 6 | 0 | 40 | 0 | 40.0 |
| 2023 | 1/1 | 7 | 11 | 0 | 73 | 1 | 73.0 |
| Total | 2/1 | 11 | 17 | 0 | 113 | 1 | 56.5 |

BURGER GAME-BY-GAME

| 2022 | Cmp | Att | INT | Yards | TD | Long |
|---------------|-----|-----|-----|-------|----|------|
| Robert Morris | 4 | 6 | 0 | 40 | 0 | 18 |

| 2023 | Cmp | Att | INT | Yards | TD | Long |
|--------------|-----|-----|-----|-------|----|------|
| Gardner-Webb | 7 | 11 | 0 | 73 | 1 | 24 |

ANDERSON CASTLE'S CAREER STATISTICS

| Year | GP/GS | Rush | Yards | TD | Long | Avg. |
|--------------|-------------|-----------|------------|----------|-----------|------------|
| 2020 | 12/0 | 17 | 104 | 0 | 49 | 6.1 |
| 2021 | 14/0 | 47 | 236 | 3 | 22 | 5.0 |
| 2022 | 12/1 | 26 | 167 | 2 | 21 | 6.4 |
| 2023 | 1/0 | 3 | 7 | 0 | 4 | 2.3 |
| Total | 39/1 | 93 | 514 | 5 | 49 | 5.5 |

CASTLE GAME-BY-GAME

| 2020 | Rush | Yards | TD | Long |
|---------------|------|-------|----|------|
| Campbell | 2 | 10 | 0 | 6 |
| at Louisville | 4 | 8 | 0 | 8 |

| 2021 | Rush | Yards | TD | Long |
|-------------------|------|-------|----|------|
| East Carolina | 2 | -1 | 0 | 1 |
| Elon | 4 | 30 | 1 | 10 |
| at Georgia St. | 12 | 56 | 1 | 22 |
| ULM | 3 | 22 | 0 | 10 |
| at Arkansas State | 3 | 13 | 0 | 6 |
| South Alabama | 3 | 6 | 0 | 3 |
| at Troy | 8 | 25 | 0 | 9 |
| Ga. Southern | 6 | 31 | 0 | 10 |
| WKU | 6 | 54 | 1 | 14 |

| 2022 | Rush | Yards | TD | Long |
|----------------|------|-------|----|------|
| North Carolina | 1 | 2 | 0 | 2 |
| James Madison | 3 | 5 | 0 | 6 |
| The Citadel | 4 | 28 | 0 | 15 |
| Georgia St. | 7 | 50 | 1 | 21 |
| Robert Morris | 9 | 67 | 1 | 17 |
| Old Dominion | 2 | 15 | 0 | 11 |

| 2023 | Rush | Yards | TD | Long |
|----------|------|-------|----|------|
| Marshall | 3 | 7 | 0 | 4 |

NATE NOEL'S CAREER STATISTICS

| Year | GP/GS | Rush | Yds | TD | Long | Avg. |
|---------------|--------------|------------|-------------|-----------|-----------|------------|
| 2020 | 10/0 | 82 | 510 | 3 | 70 | 6.2 |
| 2021 | 14/10 | 199 | 1,126 | 4 | 47 | 5.7 |
| 2022 | 9/5 | 87 | 604 | 6 | 52 | 6.9 |
| 2023 | 8/8 | 139 | 680 | 4 | 68 | 4.9 |
| Totals | 41/23 | 507 | 2920 | 17 | 70 | 5.8 |

NOEL GAME-BY-GAME

| 2020 | Rush | Yds | TD | Rec |
|-----------------|------|-----|----|-----|
| Campbell | 14 | 131 | 1 | 0 |
| Arkansas State | 4 | 6 | 0 | 0 |
| at ULM | 5 | 15 | 0 | 0 |
| at Texas State | 3 | 23 | 0 | 1 |
| Georgia State | 5 | 8 | 0 | 0 |
| at Co. Carolina | 11 | 46 | 0 | 1 |
| Troy | 12 | 80 | 0 | 0 |
| Louisiana | 12 | 72 | 1 | 0 |
| at Ga. Southern | 13 | 103 | 1 | 0 |
| vs. North Texas | 3 | 26 | 0 | 0 |

| 2021 | Rush | Yds | TD | Rec |
|--------------------|------|-----|----|-----|
| East Carolina | 15 | 126 | 0 | 1 |
| at Miami (FL) | 16 | 51 | 0 | 2 |
| Elon | 17 | 73 | 0 | 1 |
| Marshall | 20 | 187 | 0 | 1 |
| at Georgia State | 12 | 74 | 1 | 2 |
| at Louisiana | 17 | 42 | 0 | 0 |
| Coastal Carolina | 16 | 82 | 0 | 0 |
| ULM | 17 | 132 | 1 | 0 |
| at Arkansas State | 23 | 122 | 1 | 0 |
| at Troy | 11 | 27 | 1 | 0 |
| Ga. Southern | 9 | 21 | 0 | 0 |
| at Louisiana (SBC) | 12 | 42 | 0 | 0 |
| WKU! | 3 | 50 | 0 | 0 |

| 2022 | Rush | Yds | TD | Rec |
|-----------------|------|-----|----|-----|
| North Carolina | 14 | 116 | 2 | 2 |
| James Madison | 6 | 13 | 1 | 0 |
| at Texas St. | 5 | 19 | 0 | 10 |
| Georgia St. | 15 | 69 | 0 | 2 |
| Robert Morris | 5 | 88 | 0 | 1 |
| at Coastal | 6 | 31 | 0 | 3 |
| at Marshall | 18 | 72 | 0 | 2 |
| Old Dominion | 6 | 25 | 0 | 2 |
| at Ga. Southern | 12 | 171 | 3 | 2 |

| 2023 | Rush | Yds | TD | Rec |
|------------------|------|-----|----|-----|
| Gardner-Webb | 24 | 115 | 1 | 0 |
| at UNC | 26 | 127 | 2 | 1 |
| ECU | 25 | 193 | 1 | 3 |
| at Wyoming | 30 | 107 | 0 | 2 |
| at ULM | 18 | 109 | 0 | 3 |
| Coastal Carolina | 1 | 1 | 0 | 1 |
| Southern Miss | 3 | 8 | 0 | 0 |
| Marshall | 12 | 20 | 0 | 8 |

KANYE ROBERTS' CAREER STATISTICS

| Year | GP/GS | Rush | Yards | TD | Lg | Avg |
|--------------|-------------|-----------|------------|----------|-----------|------------|
| 2022 | 3/0 | 19 | 127 | 2 | 29 | 6.7 |
| 2023 | 9/1 | 75 | 407 | 3 | 61 | 5.4 |
| Total | 12/1 | 94 | 534 | 5 | 61 | 5.7 |

ROBERTS GAME-BY-GAME

| 2022 | Rush | Yards | TD | Long |
|---------------|------|-------|----|------|
| The Citadel | 7 | 70 | 1 | 29 |
| Robert Morris | 11 | 57 | 1 | 23 |
| Old Dominion | 1 | 0 | 0 | 0 |

| 2023 | Rush | Yards | TD | Long |
|------------------|------|-------|----|------|
| East Carolina | 6 | 42 | 1 | 18 |
| at Wyoming | 6 | 59 | 0 | 35 |
| at ULM | 7 | 17 | 1 | 10 |
| Coastal Carolina | 11 | 48 | 0 | 12 |
| at ODU | 26 | 109 | 0 | 24 |
| Southern Miss | 13 | 109 | 1 | 61 |
| Marshall | 6 | 23 | 0 | 13 |

MAQUEL HAYWOOD'S CAREER STATISTICS

| Year | GP | Rush | Yards | TD | Long | Avg. |
|--------------|-----------|------------|------------|----------|-----------|------------|
| 2021 (Navy) | 8 | 9 | 22 | 0 | 7 | 2.4 |
| 2022 (Navy) | 12 | 73 | 473 | 0 | 44 | 6.5 |
| 2023 | 9/0 | 49 | 214 | 1 | 20 | 4.4 |
| Total | 29 | 131 | 709 | 1 | 44 | 5.4 |

HAYWOOD GAME-BY-GAME

| 2021 (Navy) | Rush | Yards | TD | Long |
|---------------|------|-------|----|------|
| at Notre Dame | 1 | 3 | 0 | 3 |
| at Temple | 4 | 10 | 0 | 7 |
| Army | 4 | 9 | 0 | 6 |

| 2022 (Navy) | Rush | Yards | TD | Long |
|--------------------|------|-------|----|------|
| Campbell | 2 | 10 | 0 | 6 |
| Delaware | 6 | 28 | 0 | 12 |
| Memphis | 8 | 54 | 0 | 17 |
| at East Carolina | 13 | 67 | 0 | 17 |
| at Air Force | 8 | 32 | 0 | 12 |
| Tulsa | 6 | 22 | 0 | 6 |
| at SMU | 8 | 95 | 0 | 44 |
| Houston | 5 | 51 | 0 | 23 |
| Temple | 7 | 45 | 0 | 9 |
| at Cincinnati | 2 | 12 | 0 | 12 |
| Notre Dame | 3 | 9 | 0 | 7 |
| at UCF | 3 | 36 | 0 | 18 |
| vs Army West Point | 4 | 22 | 0 | 13 |

| 2023 | Rush | Yards | TD | Long |
|-------------------|------|-------|----|------|
| Gardner-Webb | 11 | 45 | 0 | 9 |
| at North Carolina | 10 | 42 | 0 | 10 |
| East Carolina | 5 | 0 | 0 | 3 |
| at Wyoming | 8 | 31 | 0 | 8 |
| Coastal Carolina | 6 | 41 | 0 | 20 |
| at ODU | 1 | 2 | 0 | 2 |
| Southern Miss | 3 | 11 | 1 | 8 |
| Marshall | 5 | 42 | 0 | 18 |

AHMANI MARSHALL'S CAREER STATISTICS

| Year | GP/GS | Rush | Yards | TD | Long | Avg. |
|---------------|-------------|------------|------------|----------|-----------|------------|
| 2020 (WF) | 2/0 | 6 | 18 | 0 | 8 | 3.0 |
| 2021 (WF) | 10/0 | 23 | 103 | 0 | 16 | 4.5 |
| 2022 | 11/0 | 76 | 389 | 4 | 37 | 5.1 |
| 2023 | 9/0 | 16 | 63 | 2 | 11 | 3.9 |
| Totals | 31/0 | 121 | 573 | 6 | 37 | 4.7 |

MARSHALL GAME-BY-GAME

| 2020 (Wake Forest) | Rush | Yards | TD | Long |
|--------------------|------|-------|----|------|
| Campbell | 2 | 10 | 0 | 6 |
| at Louisville | 4 | 8 | 0 | 8 |

| 2021 (Wake Forest) | Rush | Yards | TD | Long |
|--------------------|------|-------|----|------|
| Old Dominion | 4 | 5 | 0 | 4 |
| Norfolk State | 4 | 29 | 0 | 16 |
| Duke | 6 | 37 | 0 | 14 |
| at Clemson | 3 | 15 | 0 | 6 |
| at Boston College | 3 | 10 | 0 | 7 |
| Pittsburgh | 3 | 7 | 0 | 5 |

| 2022 | Rush | Yards | TD | Long |
|---------------------|------|-------|----|------|
| North Carolina | 1 | 1 | 0 | 1 |
| at Texas A&M | 11 | 35 | 1 | 8 |
| Troy | 5 | 16 | 0 | 9 |
| James Madison | 8 | 40 | 0 | 24 |
| The Citadel | 3 | 12 | 0 | 8 |
| at Texas St. | 5 | 9 | 0 | 3 |
| Georgia St. | 4 | 48 | 1 | 37 |
| Old Dominion | 19 | 137 | 1 | 23 |
| at Georgia Southern | 20 | 91 | 1 | 19 |

| 2023 | Rush | Yards | TD | Long |
|------------------|------|-------|----|------|
| at ULM | 4 | 30 | 0 | 11 |
| Coastal Carolina | 5 | 15 | 1 | 8 |
| at ODU | 1 | -2 | 0 | -2 |
| Southern Miss | 4 | 9 | 1 | 8 |
| Marshall | 2 | 11 | 0 | 11 |

GAME LOGS WIDE RECEIVERS/TIGHT ENDS

KAEDIN ROBINSON'S CAREER STATISTICS

| Year | GP/GS | Rec | Yds | TD | Long | Avg. |
|---------------|--------------|-----------|------------|----------|-----------|-------------|
| 2021 (UCF) | 2/0 | 1 | 30 | 1 | 30 | 30.0 |
| 2022 | 11/5 | 27 | 419 | 2 | 57 | 15.5 |
| 2023 | 9/9 | 37 | 512 | 5 | 34 | 13.8 |
| Totals | 22/14 | 65 | 961 | 8 | 57 | 14.8 |

ROBINSON GAME-BY-GAME

| 2021 (UCF) | Rec. | Yards | TD | Long |
|-----------------|------|-------|----|------|
| Bethune-Cookman | 1 | 30 | 1 | 30 |

| 2022 | Rec. | Yards | TD | Long |
|---------------------|------|-------|----|------|
| North Carolina | 2 | 48 | 1 | 26 |
| at Texas A&M | 1 | 3 | 0 | 3 |
| Troy | 4 | 68 | 0 | 42 |
| James Madison | 5 | 57 | 0 | 19 |
| The Citadel | 1 | 26 | 0 | 26 |
| at Texas St | 1 | 10 | 0 | 10 |
| Robert Morris | 1 | 0 | 0 | 0 |
| at Coastal Carolina | 3 | 56 | 0 | 46 |
| at Marshall | 1 | 12 | 0 | 12 |
| Old Dominion | 3 | 90 | 1 | 57 |
| at Georgia Southern | 5 | 49 | 0 | 20 |

| 2023 | Rec. | Yards | TD | Long |
|-------------------|------|-------|----|------|
| Gardner-Webb | 4 | 64 | 1 | 32 |
| at North Carolina | 2 | 33 | 0 | 20 |
| East Carolina | 4 | 57 | 1 | 34 |
| at Wyoming | 3 | 51 | 0 | 23 |
| at ULM | 10 | 112 | 1 | 19 |
| Coastal Carolina | 2 | 10 | 0 | 10 |
| at ODU | 7 | 103 | 1 | 20 |
| Southern Miss | 1 | 27 | 0 | 27 |
| Marshall | 4 | 55 | 1 | 24 |

DASHAUN DAVIS' CAREER STATISTICS

| Year | GP/GS | Rec | Yds | TD | Long | Avg. |
|---------------|--------------|-----------|------------|----------|-----------|-------------|
| 2019 | 2/0 | 0 | 0 | 0 | 0 | 0.0 |
| 2020 | 6/1 | 11 | 71 | 0 | 14 | 6.5 |
| 2021 | 14/0 | 3 | 53 | 1 | 33 | 17.7 |
| 2022 | 12/6 | 37 | 441 | 3 | 44 | 11.9 |
| 2023 | 9/7 | 25 | 320 | 3 | 57 | 12.8 |
| Totals | 43/14 | 76 | 885 | 7 | 57 | 11.6 |

DAVIS GAME-BY-GAME

| 2020 | Rec. | Yards | TD | Long |
|---------------------|------|-------|----|------|
| Campbell | 6 | 40 | 0 | 14 |
| at ULM | 1 | 6 | 0 | 6 |
| at Coastal Carolina | 2 | 15 | 0 | 9 |
| Troy | 2 | 10 | 0 | 5 |

| 2021 | Rec. | Yards | TD | Long |
|-------------|------|-------|----|------|
| Elon | 1 | 17 | 0 | 17 |
| ULM | 1 | 3 | 0 | 3 |
| Western Ky. | 1 | 33 | 1 | 33 |

| 2022 | Rec. | Yards | TD | Long |
|---------------------|------|-------|----|------|
| North Carolina | 6 | 72 | 1 | 28 |
| at Texas A&M | 4 | 39 | 0 | 21 |
| Troy | 5 | 16 | 0 | 14 |
| James Madison | 4 | 77 | 0 | 34 |
| The Citadel | 2 | 47 | 1 | 44 |
| at Texas St. | 6 | 61 | 0 | 24 |
| Georgia St. | 1 | 2 | 0 | 2 |
| Robert Morris | 3 | 57 | 1 | 31 |
| at Coastal Carolina | 2 | 18 | 0 | 18 |
| at Marshall | 1 | 10 | 0 | 10 |
| Old Dominion | 2 | 27 | 0 | 19 |
| at Georgia Southern | 1 | 15 | 0 | 15 |

| 2023 | Rec. | Yards | TD | Long |
|-------------------|------|-------|----|------|
| Gardner-Webb | 3 | 36 | 1 | 26 |
| at North Carolina | 7 | 117 | 1 | 34 |
| at Wyoming | 4 | 27 | 0 | 11 |
| at ULM | 1 | 21 | 0 | 21 |
| Coastal Carolina | 1 | 21 | 0 | 21 |
| at ODU | 3 | 10 | 0 | 4 |
| Southern Miss | 3 | 76 | 1 | 57 |
| Marshall | 3 | 12 | 0 | 7 |

CHRISTAN HORN'S CAREER STATISTICS

| Year | GP/GS | Rec | Yds | TD | Long | Avg. |
|---------------|--------------|-----------|--------------|----------|-----------|-------------|
| 2020 | 8/1 | 3 | 79 | 0 | 54 | 26.3 |
| 2021 | 14/0 | 5 | 46 | 0 | 16 | 9.2 |
| 2022 | 12/12 | 33 | 600 | 4 | 80 | 18.2 |
| 2023 | 9/8 | 27 | 456 | 5 | 52 | 16.9 |
| Totals | 43/21 | 68 | 1,181 | 9 | 80 | 17.4 |

HORN GAME-BY-GAME

| 2020 | Rec. | Yds | TD | Long |
|----------------|------|-----|----|------|
| Arkansas State | 2 | 25 | 0 | 19 |
| Troy | 1 | 54 | 0 | 54 |

| 2021 | Rec. | Yds | TD | Long |
|---------------|------|-----|----|------|
| East Carolina | 2 | 7 | 0 | 10 |
| at Miami (FL) | 1 | 9 | 0 | 9 |
| at Louisiana | 1 | 14 | 0 | 14 |
| Western Ky. | 1 | 16 | 0 | 16 |

| 2022 | Rec. | Yds | TD | Long |
|---------------------|------|-----|----|------|
| North Carolina | 3 | 59 | 1 | 31 |
| at Texas A&M | 2 | 12 | 0 | 9 |
| Troy | 5 | 98 | 1 | 53 |
| James Madison | 1 | 23 | 0 | 23 |
| The Citadel | 3 | 132 | 2 | 80 |
| at Texas St. | 6 | 83 | 0 | 24 |
| Georgia St. | 1 | 7 | 0 | 7 |
| at Coastal Carolina | 4 | 57 | 0 | 23 |
| at Marshall | 4 | 66 | 0 | 33 |
| Old Dominion | 2 | 8 | 0 | 5 |
| at Georgia Southern | 2 | 55 | 0 | 45 |

| 2023 | Rec. | Yds | TD | Long |
|-------------------|------|-----|----|------|
| Gardner-Webb | 4 | 50 | 1 | 24 |
| at North Carolina | 2 | 9 | 0 | 10 |
| East Carolina | 2 | 24 | 0 | 16 |
| at Wyoming | 1 | 11 | 0 | 11 |
| at ULM | 6 | 124 | 2 | 52 |
| Coastal Carolina | 1 | 13 | 0 | 13 |
| at ODU | 3 | 60 | 0 | 28 |
| Southern Miss | 8 | 165 | 2 | 49 |
| Marshall | 0 | 0 | 0 | 0 |

DALTON STROMAN'S CAREER STATISTICS

| Year | GP/GS | Rec | Yds | TD | Long | Avg. |
|--------------|-------------|-----------|------------|----------|-----------|-------------|
| 2021 | 1/0 | 1 | 10 | 0 | 10 | 10.0 |
| 2022 | 12/0 | 19 | 371 | 4 | 55 | 19.5 |
| 2023 | 8/1 | 12 | 202 | 2 | 43 | 16.8 |
| Total | 21/1 | 32 | 583 | 6 | 55 | 18.2 |

STROMAN GAME-BY-GAME

| 2021 | Rec. | Yards | TD | Long |
|------|------|-------|----|------|
| WKU | 1 | 10 | 0 | 10 |

| 2022 | Rec. | Yards | TD | Long |
|---------------------|------|-------|----|------|
| North Carolina | 1 | 41 | 0 | 41 |
| at Texas A&M | 2 | 14 | 0 | 8 |
| Troy | 1 | 8 | 0 | 8 |
| James Madison | 1 | 27 | 1 | 27 |
| The Citadel | 2 | 21 | 0 | 11 |
| at Texas St. | 5 | 104 | 1 | 55 |
| Georgia St. | 0 | 0 | 0 | 0 |
| Robert Morris | 1 | 19 | 1 | 19 |
| at Coastal Carolina | 2 | 55 | 1 | 41 |
| at Marshall | 1 | 5 | 0 | 5 |
| Old Dominion | 2 | 24 | 0 | 17 |
| at Georgia Southern | 1 | 53 | 0 | 53 |

| 2023 | Rec. | Yards | TD | Long |
|-------------------|------|-------|----|------|
| Gardner-Webb | 2 | 49 | 1 | 43 |
| at North Carolina | 2 | 34 | 0 | 18 |
| East Carolina | 1 | 17 | 0 | 17 |
| at Wyoming | 2 | 24 | 0 | 13 |
| at ULM | 2 | 31 | 0 | 17 |
| Coastal Carolina | 2 | 35 | 1 | 30 |
| at ODU | 1 | 12 | 0 | 12 |
| Southern Miss | 0 | 0 | 0 | 0 |
| Marshall | 0 | 0 | 0 | 0 |

MILLER GIBBS' CAREER STATISTICS

| Year | GP/GS | Rec | Yds | TD | Long | Avg. |
|---------------|--------------|-----------|------------|----------|-----------|-------------|
| 2018 | 4/0 | 0 | 0 | 0 | 0 | 0.0 |
| 2019 | 6/0 | 0 | 0 | 0 | 0 | 0.0 |
| 2020 | 10/2 | 8 | 92 | 1 | 32 | 11.5 |
| 2021 | 13/2 | 3 | 21 | 2 | 10 | 7.0 |
| 2022 | 12/5 | 7 | 63 | 3 | 13 | 9.0 |
| 2023 | 5/2 | 4 | 61 | 0 | 26 | 15.3 |
| Totals | 50/11 | 22 | 237 | 6 | 32 | 10.8 |

GIBBS GAME-BY-GAME

| 2020 | Rec. | Yds | TD | Long |
|----------------|------|-----|----|------|
| at Texas State | 3 | 47 | 1 | 32 |
| Georgia State | 3 | 30 | 0 | 16 |
| Troy | 1 | 2 | 0 | 2 |
| vs North Texas | 1 | 13 | 0 | 13 |

| 2021 | Rec. | Yds | TD | Long |
|-------------------|------|-----|----|------|
| East Carolina | 1 | 6 | 0 | 6 |
| at Georgia St. | 1 | 5 | 1 | 5 |
| at Arkansas State | 1 | 10 | 1 | 10 |

| 2022 | Rec. | Yds | TD | Long |
|---------------------|------|-----|----|------|
| North Carolina | 1 | 13 | 1 | 13 |
| Troy | 2 | 18 | 0 | 11 |
| James Madison | 1 | 10 | 1 | 10 |
| Robert Morris | 2 | 20 | 1 | 11 |
| at Georgia Southern | 1 | 2 | 0 | 2 |

| 2023 | Rec. | Yds | TD | Long |
|-------------------|------|-----|----|------|
| Gardner-Webb | 1 | 5 | 0 | 5 |
| at North Carolina | 1 | 19 | 0 | 19 |
| Marshall | 2 | 37 | 0 | 26 |

ELI WILSON'S CAREER STATISTICS

| Year | GP/GS | Rec | Yds | TD | Long | Avg. |
|--------------|-------------|-----------|------------|----------|-----------|------------|
| 2020 | 4/0 | 1 | 2 | 0 | 2 | 2.0 |
| 2021 | 11/0 | 8 | 48 | 1 | 14 | 6.0 |
| 2022 | 12/0 | 10 | 82 | 1 | 27 | 8.2 |
| 2023 | 9/7 | 21 | 192 | 3 | 32 | 9.1 |
| Total | 36/7 | 40 | 324 | 5 | 32 | 8.1 |

WILSON GAME-BY-GAME

| 2020 | Rec. | Yds | TD | Long |
|----------|------|-----|----|------|
| Campbell | 1 | 2 | 0 | 2 |

| 2021 | Rec. | Yds | TD | Long |
|-------------------|------|-----|----|------|
| Elon | 1 | 5 | 0 | 5 |
| at Georgia St. | 1 | 1 | 0 | 1 |
| ULM | 1 | 8 | 0 | 8 |
| at Arkansas State | 2 | 18 | 0 | 14 |
| South Alabama | 1 | 3 | 0 | 3 |
| at Troy | 2 | 13 | 1 | 10 |

| 2022 | Rec. | Yds | TD | Long |
|---------------------|------|-----|----|------|
| North Carolina | 1 | 27 | 0 | 27 |
| at Texas A&M | 1 | 5 | 0 | 5 |
| The Citadel | 1 | 8 | 1 | 0 |
| at Texas St. | 3 | 16 | 0 | 0 |
| Georgia St. | 1 | 3 | 0 | 8 |
| Robert Morris | 1 | 2 | 0 | 10 |
| at Coastal Carolina | 2 | 21 | 0 | 3 |

| 2023 | Rec. | Yds | TD | Long |
|-------------------|------|-----|----|------|
| Gardner-Webb | 2 | 15 | 1 | 12 |
| at North Carolina | 2 | 18 | 1 | 13 |
| at Wyoming | 4 | 29 | 0 | 12 |
| at ULM | 2 | 13 | 0 | 8 |
| Coastal Carolina | 3 | 41 | 0 | 32 |
| at ODU | 2 | 22 | 0 | 13 |
| Southern Miss | 4 | 48 | 1 | 26 |
| Marshall | 2 | 6 | 0 | 3 |

LAST TIME IT HAPPENED

| TEAM STATS | APP STATE | OPPONENT |
|----------------------------------------------|----------------------------------------------------------------------------------|--------------------------------------------------------------------------------------|
| Scored 40-49 Points | 10/28/23, vs. Southern Miss (48) | 9/30/23, at ULM (40) |
| Scored 50-59 Points | 10/30/21, vs. ULM (59) | 11/26/22, Georgia Southern (51, OT) |
| Scored 60-69 Points | 9/3/22, vs. North Carolina (61) | 9/3/22, North Carolina (63) |
| Scored 70-79 Points | 9/22/18, Gardner-Webb (72) | 10/7/78, Chattanooga (72) |
| Recorded a Safety | 9/17/22, Troy (intentional, final minute, before Hail Mary win) | 9/11/21, Miami |
| Recorded a Shutout | 10/1/22, The Citadel (49-0) | 11/5/05, LSU (24-0) |
| Rushed for 400+ Yards | 10/19/22, Georgia State (404) | 9/25/14, Georgia Southern (408) |
| Rushed for 300-399 Yards | 11/26/22, at Georgia Southern (376) | 10/28/23, vs. Southern Miss (301) |
| Rushed for Less Than 50 Yards | 10/8/22, at Texas State (41) | 11/20/21, at Troy (33) |
| Passed for 400+ Yards | 10/21/17, Coastal Carolina (472) | 12/18/21, WKU, Boca Raton Bowl (422) |
| Passed for 300-399 Yards | 10/28/23, vs. Southern Miss (391) | 10/10/23, Coastal Carolina (373) |
| Passed for Less Than 50 Yards | 12/4/10, Western Illinois (47) | 9/23/23, at Wyoming (31) |
| Gained Over 500 Yards Total Offense | 10/28/23, vs. Southern Miss (571) | 10/28/23, vs. Southern Miss (588) |
| Gained Less Than 100 Yards Total Offense | 9/7/91, Clemson (84) | 11/1/14, Georgia State (62) |
| Recorded 25 or More First Downs | 9/30/23, at ULM (28) | 10/28/23, vs. Southern Miss (33) |
| Was Penalized 100 Yards | 10/8/22, at Texas State (12-105) | 10/10/23, Coastal Carolina (9-for-108) |
| Committed No Penalties | 11/17/18, Georgia State | Records incomplete |
| Defense Intercepted Three Passes | 11/4/23, Marshall (3) | 11/21/20, Coastal Carolina (3) |
| Overcame Halftime Deficit to Win | 10/28/23, vs. Southern Miss (Trailed 24-14 before winning 48-38) | 9/23/23, at Wyoming (App State led 12-7 at half, Wyoming won 22-19) |
| Trailed After Three Quarters, Rallied to Win | 10/28/23, vs. Southern Miss (Trailed 31-28 before winning 48-38) | 10/21/23, at ODU (Trailed 21-20 before winning 28-21) |
| Won Game On TD on Final Play | 9/17/22, Troy (Chase Brice 53-yard pass to Christan Horn as time expired) | 11/26/22, Georgia Southern (Kyle Vantrease 25-yard pass to Ezra Archie in 2nd OT) |
| Won Game On FG To End Regulation | 9/30/23, at ULM (Michael Hughes 54-yard FG as time expired) | 10/10/23, Coastal Carolina (Kade Hensley 24-yard FG as time expired) |
| Won Game on Final Defensive Play | 10/12/02, Furman (Josh Jeffries PAT Interception, Derrick Black 96-Yd Return) | Never Accomplished |

| INDIVIDUAL STATS | APP STATE | OPPONENT |
|---------------------------------------|-------------------------------------------------------------|----------------------------------------------------------|
| 75+ Yard Run | 12/21/20, Camerun Peoples vs. North Texas, MB Bowl (76) | 10/28/23, Frank Gore Jr., Southern Miss (75) |
| 100-199 Yards Rushing, Game | 10/28/23, Kanye Roberts vs. Southern Miss (109) | 10/21/23, Kadarius Calloway, ODU (104) |
| Two Players 100+ Rush Yards | 11/6/21, Nate Noel (122), Camerun Peoples (116), at A-State | Never Accomplished |
| 200+ Yards Rushing, Game | 12/21/20, Camerun Peoples vs. North Texas, MB Bowl (317) | 10/28/23, Frank Gore Jr., Southern Miss (247) |
| Three Rushing TDs, Game | 11/26/22, Nate Noel vs. Georgia Southern (3) | 9/9/23, Omari Hampton, North Carolina (3) |
| Four Rushing TDs, Game | 9/26/20, Daetrich Harrington vs. Campbell (4) | 10/2/04, Terrell Harris, Texas State (4) |
| Five Rushing TDs, Game | 12/21/20, Camerun Peoples vs. North Texas, MB Bowl (5) | Never Accomplished |
| 80+ Yard Pass Completion | 10/1/22, Chase Brice to Christan Horn, The Citadel (80) | 9/26/20, Wiley Hartley to Austin Hite, Campbell (87) |
| 300+ Yards Passing, Game | 10/28/23, Joey Aguilar vs. Southern Miss (391) | 10/10/23, Grayson McCall, Coastal Carolina (373) |
| Four TD Passes, Game | 10/28/23, Joey Aguilar vs. Southern Miss (4) | 9/30/23, Jiya Wright, at ULM (4) |
| Five TD Passes, Game | 9/9/2017, Taylor Lamb vs. Savannah State (5) | 12/1/12, Matt Brown, Illinois State (5) |
| Six TD Passes, Game | 9/3/22, Chase Brice vs. North Carolina (6) | 12/18/21, Bailey Zappe, WKU, Boca Bowl (6) |
| Scored Five TDs, Game | 12/21/20, Camerun Peoples vs. North Texas, MB Bowl (5) | 10/13/84, Robert Surratt, Marshall (5) |
| 10 Receptions, Game | 9/30/23, Kaedin Robinson at ULM (10) | 10/28/23, Tiaquelin Mimms, Southern Miss (10) |
| 100-149 Receiving Yards, Game | 10/28/23, Kaedin Robinson at ODU (103) | 10/28/23, Tiaquelin Mimms, Southern Miss (141) |
| 150+ Receiving Yards, Game | 10/28/23, Christan Horn vs. Southern Miss (165) | 12/18/21, Jerreth Sterns, WKU, Boca Bowl (184) |
| Two Players with 100+ Receiving Yards | 9/30/23, Christan Horn (124), Kaedin Robinson (112) at ULM | 10/10/23, Sam Pinckney (102) & Jameson Tucker (100), CCU |
| Three Receiving TDs, Game | 11/16/19, Corey Sutton vs. Georgia State (3) | 9/30/23, Tyrone Howell at ULM (3) |
| Three Sacks, Game | 9/18/21, D'Marco Jackson vs. Elon (3) | 9/10/16, Anthony Wilson, Old Dominion (3.0) |
| 50+ Yard Field Goal | 9/30/23, Michael Hughes at ULM (54) | 10/20/21, Massimo Biscardi, Coastal Carolina (50) |
| Made Three Or More Field Goals, Game | 9/23/23, Michael Hughes at Wyoming (4) | 10/2/21, Noel Ruiz, Georgia State (3) |
| 70+ Yard Punt | 10/17/09, Sam Martin at Wofford (74) | 11/24/18, Tyler Sumpter, Troy (75, 70) |
| Returned Kickoff for TD | 11/12/22, Milan Tucker vs. Marshall (96) | 9/10/22, Devon Achane, Texas A&M (95) |
| Returned Punt for TD | 9/22/18, Clifton Duck vs. Gardner-Webb (62) | 11/15/14, Blaise Taylor, Arkansas State (38) |
| Returned Blocked Punt for TD | 9/7/19, D'Marco Jackson vs. Charlotte (16) | 11/12/22, Dainsus Miller, Marshall (0) |
| Blocked a Punt | 9/28/19, Demetrius Taylor vs. Coastal Carolina | 12/12/22, Shadeed Ahmad, Marshall |
| Returned Interception for TD | 9/30/23, Tyrek Funderburk at ULM (23) | 9/16/23, Antoine Jackson, ECU (8) |
| Returned Fumble for TD | 12/21/19, Trey Cobb vs. UAB (24) | 9/16/23, Shavon Revel, ECU (57) |
| Blocked a Field Goal | 12/18/21, Steven Jones Jr., vs. WKU (Boca Bowl) | 9/23/23, DeVonne Harris, at Wyoming |
| Returned Blocked FG for TD | 10/28/06, Corey Lynch vs. Furman (79) | 9/23/23, Jakorey Hawkins, at Wyoming (62) |
| PAT Returned for Two Points | 11/13/10, Troy Sanders vs. Wofford | 11/25/00, Chris Archie, Troy |