

APPSTATESPORTS.COM  
App State or app-uh-LATCH-in State

X @APPSTATESPORTS  
X @APPSTATE\_FB

f @APPSTATESPORTS  
f @APPSTATEFOOTBALL

IG @APPSTATESPORTS  
IG @APPSTATE\_FB

#GOAPP  
#BEATUSM

2016, 2017, 2018, 2019 SUN BELT CHAMPS | 2015, 2016 CAMELLIA BOWL CHAMPS | 2017 DOLLAR GENERAL BOWL CHAMPS | 2018, 2019 NEW ORLEANS BOWL CHAMPS  
2020 MYRTLE BEACH BOWL CHAMPS | 2005, 2006, 2007 FCS NATIONAL CHAMPS | 12-TIME SOCON CHAMPS (1986-2012) | 6-TIME NORTH STATE CHAMPS (1931-56)



David Jackson, Play-By-Play  
Avery Hall, Analyst

### APPALACHIAN SPORTS NETWORK



Adam Witten, Play-By-Play  
Brandon Turner, Analyst  
Molly Cotten, Sideline

**Radio affiliates:** FLAGSHIP 97.3 FM (North Wilkesboro), 96.5 FM/1450 AM (Boone), 99.1 FM/1060 AM/1030 AM (Charlotte), 105.3 FM/1320 AM (Greensboro), 93.7 FM/790 AM (Johnson City), 107.7 FM/1450 AM (Hendersonville), 103.9 FM/1250 AM (Marion)

Listen on SiriusXM 985, **The Varsity Network** app or online at [appstatesports.com](http://appstatesports.com)



App State  
**MOUNTAINEERS**  
(3-4, 1-2 Sun Belt)

**Coach: Shawn Clark**  
Career: 29-17/4th full year  
At App State: Same

## GAME 8

**Date:** Saturday, Oct. 28, 2023

**Time:** 3:30 p.m. (Homecoming)

**TV:** ESPN+

**Location:** Boone, N.C.

**Venue:** Kidd Brewer Stadium (The Rock)

**Standard capacity:** 30,000

**Series:** Southern Miss leads 2-0 (1-0 FBS)

**Series in Boone:** 0-0 (2018 game canceled)

**9/15/18:** Canceled (Hurricane Florence)

**9/20/14:** USM won 21-20 (Hattiesburg)

**12/3/37:** USM won 7-0 (Biloxi, Miss.)



Southern Miss  
**GOLDEN EAGLES**  
(1-6, 0-4 Sun Belt)

**Coach: Will Hall**  
Career: 67-41/9th year  
At USM: 11-21/3rd year

## APP STATE COACHING STAFF

### On the sideline:

Shawn Clark, Head coach  
Scot Sloan, DC/Safeties  
Justin Watts, Pass Coord./TEs  
Victor Cabral, DL  
Mike Cummings, OL  
Travis Cunningham, ILBs

Lawrence Dawsey, WRs

Brian Haines, RBs/SPT

AJ Howard, OLBs

### In the booth:

Frank Ponce, OC/QBs

Rod West, Pass Coord./CBs

## APP STATE'S STATISTICAL LEADERS



### PASSING

Joey Aguilar | #4 | Jr. | Antioch, Calif.  
2023: 139-for-226 passing, 1,782 yards, 16 TDs, 5 INTs



### RECEIVING

Kaedin Robinson | #2 | 5YR R-Jr. | Asheville, N.C.  
2023: 32 catches, 430 yards, 4 TDs



### RUSHING

Nate Noel | #5 | 4YR Jr. | Miami, Fla.  
2023: 652 yards, 124 carries, 5.3 per carry, 4 TDs



### DEFENSE

Andrew Parker Jr. | #7 | 6YR R-Sr. | New Orleans, La.  
2023: 59 tackles, 2.0 sacks, 2.5 TFLs

## TOP STORYLINES

- App State returns to The Rock for a sold-out homecoming matchup vs. Southern Miss from the Sun Belt's West Division. App State has a 47-13-2 homecoming record with eight straight wins.
- App State and Southern Miss are scheduled to meet for the third time overall and first time as Sun Belt counterparts, as the Golden Eagles won 7-0 in 1937 (at an unnamed bowl game in Biloxi, Miss.) and 21-20 in 2014 (with Southern Miss blocking an extra point after visiting App State had scored a TD with six seconds left in its third FBS game). They were scheduled to meet early in 2018 in Boone, but the game was canceled due to the threat of Hurricane Florence.
- Nine of the top 11 crowds in Kidd Brewer Stadium history have occurred since the start of the 2022 season (all 10 home crowds in that stretch have eclipsed 30,000, with just one of those games falling outside the top 10 of KBS attendance. The Mountaineers' 50-10 record (83.3 win percentage) in home games since the 2014 transition ranks seventh nationally.
- App State's home attendance average of 36,832 in 2023 comes from crowds of 36,075 vs. Gardner-Webb, a record-tying 40,168 for East Carolina and 34,252 on a Tuesday night vs. Coastal Carolina. The remaining home games against Southern Miss, Marshall and Georgia Southern are all sold out, as App State is again on pace to break the Sun Belt record for average home attendance after setting records in both 2021 (30,441) and 2022 (33,566).
- App State scored all three of its touchdowns at ODU on fourth-down plays, meaning its last four TDs (including the last one vs. Coastal) have come on fourth-down plays. The Mountaineers are 12-for-18 on fourth down this season (with eight touchdown drives that have included a fourth-down conversion) after ranking 12th nationally in fourth-down payoff last year.
- Each of App State's last four games and five of the last six have been decided in the closing seconds. The Mountaineers' four losses in 2023 have all been by seven points or less, and each of the last seven losses (dating back to 2022) have been by seven points or less. Of the program's last 12 losses, 10 have been one-possession games (eight points or less).
- QB **Joey Aguilar** has totaled 16 TD passes (No. 1 in the Sun Belt) and 1,782 passing yards in seven games (six starts). He made his FBS debut late in the first half of the 2023 opener (replacing injured starter **Ryan Burger**) and had four TD passes vs. Gardner-Webb. He threw for a career-high 335 yards and three TDs in the league-opening win at ULM before throwing for 305 yards (with two TDs) against Coastal and 252 yards (with two more TDs) at ODU.

	<b>GARDNER-WEBB</b> <sup>(24 FCS)</sup>	<b>Saturday, Sept. 2</b>	BOONE, N.C.	W, 45-24	ESPN+
	<b>at #17 North Carolina</b>	<b>Saturday, Sept. 9</b>	Chapel Hill, N.C.	L, 40-34 (2OT)	ACCN
	<b>EAST CAROLINA</b>	<b>Saturday, Sept. 16</b>	BOONE, N.C.	W, 43-28	ESPN+
	<b>at Wyoming</b>	<b>Saturday, Sept. 23</b>	Laramie, Wyo.	L, 22-19	CBSSN
	<b>at ULM*</b>	<b>Saturday, Sept. 30</b>	Monroe, La.	W, 41-40	ESPN+
	<b>COASTAL CAROLINA*</b>	<b>Tuesday, Oct. 10</b>	BOONE, N.C.	L, 27-24	ESPN2
	<b>at Old Dominion*</b>	<b>Saturday, Oct. 21</b>	Norfolk, Va.	L, 28-21	NFLN
	<b>SOUTHERN MISS*</b>	<b>Saturday, Oct. 28</b>	BOONE, N.C.	3:30 p.m.	ESPN+
	<b>MARSHALL*</b>	<b>Saturday, Nov. 4</b>	BOONE, N.C.	6 p.m.	NFLN
	<b>at Georgia State*</b>	<b>Saturday, Nov. 11</b>	Atlanta, Ga.	TBA	TBA
	<b>at James Madison*</b>	<b>Saturday, Nov. 18</b>	Harrisonburg, Va.	TBA	TBA
	<b>GEORGIA SOUTHERN*</b>	<b>Saturday, Nov. 25</b>	BOONE, N.C.	TBA	TBA
	<b>SBC Championship</b>	<b>Saturday, Dec. 2</b>	Teams, Location TBD	4 p.m.	ESPN/ABC

**STRATEGIC COMMUNICATIONS**



**JOEY JONES**  
Sr. Associate Athletics Director  
Primary Football Contact  
Email: jonesj7@appstate.edu  
Cell phone: 828-964-7183



**BRET STRELOW**  
Assistant A.D. for Strat. Comm.  
Secondary Football Contact  
Email: strelowb@appstate.edu  
Cell phone: 828-963-3069

**KATHERINE JAMTGAARD**  
Email: jamtgaardka@appstate.edu

**MATT PRESENT**  
Email: presentm@appstate.edu

**JACOB PLECKER**  
Email: pleckerjw@appstate.edu

**Mailing Address**  
App State Strategic Communications  
425 Jack Branch Drive  
Boone, NC 28608

**APP STATE MEDIA SCHEDULE (STANDARD WEEK)**

SUNDAY	MONDAY	TUESDAY	WEDNESDAY	THURSDAY	FRIDAY
• Practice closed (No interviews)	• Sun Belt teleconference for Coach Clark at 11:30 a.m.  • Morning press conference with Coach Clark at 11:45 a.m., followed by select players	• Practice open (Select interviews after practice)  • Mountaineer Talk (No interviews afterward)	• Practice open (Select interviews after practice)	• Practice closed (No interviews)	• Practice closed (No interviews)

**WHEN REFERENCING APP STATE, PLEASE USE:**

- App State
- Appalachian State University
- Mountaineers
- Pronunciation: app-uh-LATCH-in

**PLEASE DO NOT USE:**

- ASU
- Appy State
- Appy
- AppState
- App. State
- Pronunciation: app-uh-LAY-chin

**APP STATE OFFICIAL MARKS**



**MEDIA POLICIES/INFORMATION**

During a standard week with a Saturday game, App State will have Monday, Tuesday and Wednesday media availabilities.

Head coach Shawn Clark's appearances on the weekly Sun Belt coaches Zoom sessions are Mondays from 11:30 a.m. ET until approximately 11:37 a.m.

After his appearance on the Sun Belt Zoom session, Clark will be available for an interview with in-person media members. He will be followed by interviews with select student-athletes (contingent on their availability). Media members interested in participating should contact Joey or Bret by the end of the day Sunday to receive further information for that week's interviews.

During standard weeks, Tuesday and Wednesday practices will be open to approved media members.

If you plan to attend one or both open practices, communicate those plans and submit specific interview requests to Joey or Bret by 9 a.m. on Tuesday (for Tuesday's practice) and 9 a.m. on Wednesday (for Wednesday's practice). If you have more than one person from your organization planning to attend, the name of each attendee needs to be shared in advance.

Practices are closed to the public.

Media attending practice are forbidden from reporting (e.g. tweeting, blogging, etc.) on anything until after the post-practice interviews have been conducted. This includes media who leave practice early.

No videos or photos can be taken during practice without prior permission from the App State strategic communications office.

**WEEKLY SUN BELT ZOOM SESSIONS**

- 11:30 a.m. – Shawn Clark, App State
- 11:37 a.m. – Tim Beck, Coastal Carolina
- 11:44 a.m. – Curt Cignetti, James Madison
- 11:51 a.m. – GJ Kinne, Texas State
- 11:58 a.m. – Clay Helton, Georgia Southern
- 12:05 p.m. – Terry Bowden, ULM
- 12:12 p.m. – Jon Sumrall, Troy
- 12:19 p.m. – Michael Desormeaux, Louisiana
- 12:26 p.m. – Will Hall, Southern Miss
- 12:33 p.m. – Shawn Elliott, Georgia State
- 12:40 p.m. – Butch Jones, Arkansas State
- 12:47 p.m. – Ricky Rahne, Old Dominion
- 12:54 p.m. – Charles Huff, Marshall
- 1:01 p.m. – Kane Wommack, South Alabama

• To participate, contact Joey Jones or Bret Strelow for information on how to access the Zoom link.

**HOME GAME CREDENTIALS/MEDIA**

Requests will be made on a game-by-game basis and can be accessed by filling out the form at <https://goapp.st/2023FBcredentials>

App State Strategic Communications reserves the right to deny any request for a credential. The number of requests, coupled with the amount of press box and sideline space available to media members, will factor into credential approvals for each game.

Parking is not guaranteed with a credential, but App State Strategic Communications will do its best to provide at least one game day parking spot for each credentialed media outlet.

Head coach Shawn Clark and select players will be made available for a postgame press conference on the third floor of the north end zone facility. Media members can attend by entering the front/street-side entrance of the north end zone facility and taking the elevator to the team room on the third floor.

On game days, please communicate with the visiting team's communications staff on the second floor of the press box for info on their interview procedures in the Mountaineer Room on the second floor of the Ricks Athletics Complex.

**MOST WINS SINCE 2015 (FBS)**

1. Alabama	110-11 (.909)
2. Clemson	104-16 (.867)
3. Georgia	98-18 (.845)
4. Ohio State	97-12 (.890)
5. Oklahoma	91-21 (.813)
6. Notre Dame	83-27 (.755)
T7. Michigan	82-25 (.766)
<b>T7. App State</b>	<b>82-29 (.739)</b>

**MOST WINS SINCE 2015 (G5)**

<b>1. App State</b>	<b>82-29 (.739)</b>
2. Boise State	77-30 (.720)
3. San Diego State	75-35 (.682)
4. Memphis	73-37 (.664)

**BEST WIN% VS. LEAGUE SINCE 2014**

1. Ohio State (Big Ten)	78-6 (.929)
2. Alabama (SEC)	78-9 (.897)
3. Clemson (ACC)	75-10 (.882)
4. Boise State (MWC)	63-15 (.808)
5. Oklahoma (Big 12)	70-18 (.796)
6. Georgia (SEC)	66-18 (.786)
<b>7. App State (Sun Belt)</b>	<b>60-18 (.769)</b>

**OVERALL WIN % SINCE '14 (SBC TEAMS)**

<b>1. App State</b>	<b>89-34 (.724)</b>
2. Marshall	78-43 (.645)
3. Louisiana	75-48 (.610)

**WIN % IN FBS LEAGUE SINCE '14 (SBC TEAMS)**

<b>1. App State</b>	<b>60-18 (.769)</b>
2. Louisiana	52-26 (.667)
3. Marshall	47-27 (.635)
4. Troy	45-30 (.600)

**BEST HOME WIN % SINCE 2014**

1. Alabama	63-3 (.955)
2. Clemson	62-3 (.954)
3. Ohio State	59-5 (.922)
4. Georgia	54-6 (.900)
5. Oklahoma	51-8 (.864)
6. Oregon	51-9 (.85.0)
<b>7. App State</b>	<b>50-10 (.833)</b>

**SHUTOUTS SINCE 2014**

1. Alabama	13
2. Georgia	12
3. Wisconsin	10
T4. Clemson	8
T4. Penn State	8
<b>T6. App State</b>	<b>7</b>
T6. Marshall	7
T6. Iowa	7

**DEFENSIVE INTS SINCE 2015**

1. Iowa	140
2. San Diego State	138
<b>3. App State</b>	<b>131</b>

**MORE STORYLINES**

- App State is 3-4 with one win on a 54-yard field goal as time expired and losses in four games that were all decided on the final play or final 15 seconds. A fourth-down incompleteness ended a double-OT loss at No. 17 North Carolina before an interception at the Wyoming 6-yard line with 12 seconds left (on a first-down play from the 20) capped a 22-19 loss to the Cowboys, whose 62-yard return of a blocked field goal for a TD in the final two minutes had erased a 19-14 deficit. Coastal Carolina made a 24-yard field goal as time expired in its 27-24 win on Oct. 10, and two incomplete passes thrown to the end zone ended the 28-21 loss at ODU, which had a fourth-and-10 conversion before erasing a 21-20 deficit on a touchdown with 48 seconds left.
- App State has won four Sun Belt titles (plus the 2021 division title) and gone 6-1 in bowl games (with a record-setting 6-0 start) since its 2014 FBS transition. With an 88-29 record since starting 1-5 in 2014, the Mountaineers are tied for No. 7 among FBS teams (and tied for No. 1 among G5 teams with Boise State) with 89 wins since their transition.
- **Shawn Clark's** staff in 2023 has six new assistant coaches, including two coordinators in **Frank Ponce** (offense) and **Scot Sloan** (defense) who have both returned to Boone, plus a new Director of Athletic Performance (**Matt Greenhalgh**) who also has returned to Boone.
- **Frank Ponce**, an App State QBs coach from 2013-18 and offensive coordinator in 2021, is back for his third stint with the Mountaineers, who have one other new offensive assistant in OL coach **Mike Cummings**. Ponce helped recruit QB **Ryan Burger** and coached him at the start of App State's 2022 spring practices, before Ponce took a job at Miami. As Miami's QBs coach, Ponce also spent time recruiting **Joey Aguilar**, a California-based JUCO quarterback.
- With **Frank Ponce** following **Scott Satterfield** to Louisville after the 2018 season, App State changed offensive coordinators after the 2018, 2019, 2020, 2021 and 2022 seasons.
- Before being Georgia Southern's defensive coordinator from 2018-21 and coaching at Army in 2022, **Scot Sloan** coached at App State from 2010-17. App State assistants **Victor Cabral** (DL) and **Travis Cunningham** (ILBs) worked on Sloan's staff in Statesboro, and new OLBs coach **AJ Howard** was a standout App State defender while being coached by Sloan from 2014-17.
- App State's roster has 32 scholarship newcomers, including 14 from the transfer portal, as the Mountaineers ranked 120th among 133 FBS teams in returning production.
- App State announced that **Armanti Edwards**, a star QB from 2006-09, will have his No. 14 retired at halftime of the App State-Georgia Southern home game on Nov. 25. The honoring of Edwards' No. 14 is the last time App State plans to take a jersey number out of circulation due to limited inventory of jersey numbers for the roster each season — current student-athletes wearing No. 14 will have the option to wear it for the remainder of their time at App State.

**OFFENSE**

- **Kanye Roberts** has 402 yards and four TDs on 75 career carries, with career highs of 109 yards and 26 carries in his first career start at ODU because **Nate Noel** was sidelined. Noel entered the Oct. 10 game vs. Coastal at No. 2 nationally in rushing yards per game (130.2) and No. 1 in rushes per game (24.6) before being limited to one carry that night due to an early lower-body injury. He started this year with games of 115, 127, 193, 107 and 109 rushing yards.
- WRs **Kaedin Robinson**, **Christan Horn** and **Dashaun Davis** all have a 100-yard game with at least one TD catch this year. Horn scored twice on a six-catch, 124-yard night at ULM, while Davis had a career-high 117 yards on seven catches in the double-OT loss at UNC. Robinson set career highs with 10 catches for 112 yards at ULM and had seven catches for 103 yards at ODU.
- App State's six returning starters on offense included three interior linemen in center **Isaiah Helms**, left guard **Damion Daley** and right guard **Bucky Williams**, who have played in a combined 153 NCAA games. After RT **Cooper Hodges** was drafted by the Jaguars and LT **Anderson Hardy** was signed by the Chiefs following the 2022 season, due to injuries, App State has had two starting right tackles (**Jack Murphy**, Game 1 starter **Jayden Ramsey**) and three starting left tackles (**Jack Murphy**, **Markell Samuel**, **Thornton Gentry**) this season.

**DEFENSE**

- App State is officially allowing 29.9 points per game, but that number drops to 24.9 per 60 minutes from coordinator **Scot Sloan's** defense when taking away 13 OT points from UNC, 14 points scored on defensive touchdowns by ECU and a special teams touchdown by Wyoming.
- Freshman OLB **Nate Johnson** leads FBS freshmen with 5.0 sacks this season — he had a sack in three straight games before the Coastal loss, then produced two sacks at ODU. Redshirt freshman **Santana Hopper** came through with 1.5 sacks (the first of his career) at ODU.
- The defense has several impact FBS transfers, including DE **Shawn Collins** (Rutgers), DE **Michael Fletcher** (Michigan State), OLB **Thomas Davis** (Miami), CB **Tyrek Funderburk** (Richmond) and CB **Jarrett Paul** (Kansas). Funderburk tied for the FBS lead as one of four players with two pick-six TD returns this season (18 yards at Wyoming and 23 yards at ULM).

**SPECIAL TEAMS**

- **Michael Hughes** has made 11 of 14 field goals after going 9 of 12 on FGs in all of 2022. He has made three field goals longer than 45 yards this year: 46, 50 and 54 yards.
- **Milan Tucker**, who switched from CB to WR after the first fall scrimmage, returned after earning All-America honors as a kick returner in 2022. He is averaging 27.0 yards per return this season (seventh-best average at the FBS level), with his first three returns producing gains of 41, 48 and 34 yards.

### APP STATE/SOUTHERN MISS SERIES

Year	Date	Site	Result
1937	Dec. 3	N	L, 7-0
2014	Sept. 20	A	L, 21-20
2018	Sept. 15	H	Canceled

\* 1937 was an unnamed bowl in Biloxi, Miss.

**2014 RECAP: Southern Miss 21, App State 20**  
HATTIESBURG, Miss. — Taylor Lamb threw a 2-yard touchdown pass to Simms McElfresh with six seconds to go, but the ensuing extra point to tie the game was blocked, and App State suffered a heartbreaking defeat at M.M. Roberts Stadium.

Lamb, who was making his first-career start, engineered two touchdown drives in the final eight minutes, including a 12-play, 75-yarder that was capped by McElfresh's over-the-shoulder catch in the end zone that looked like it would send the contest to overtime. However, Southern Miss' Dasman McCullum blocked the extra point.

Southern Miss (2-2) recovered the ensuing onside kick and knelt out the clock to escape with the victory.

Playing its third game as an FBS member, App State (1-2) dominated USM in most statistical categories, including total yards (455-329), rushing yards (191-61), first downs (29-16), third/fourth-down conversions (8-of-16 to 2-of-11) and time of possession (35:51-24:09). However, the Mountaineers had three turnovers, came away with just three scores on five trips in the red zone, committed 11 penalties and, most glaringly, left 10 points on the field in the kicking game. In addition to the blocked extra point with six seconds to go, App State also missed all three of its field-goal attempts.

Southern Miss jumped out to a 14-0 lead less than two minutes into the second quarter, but App State's defense limited the Golden Eagles to just 101 total yards and 2.9 yards per play over their next eight possessions. The Mountaineers forced six three-and-outs during the eight-series stretch.

The dominant defensive performance allowed App State to get back into the game. The Mountaineers got on the board midway through the second quarter on a five-yard touchdown run by Marcus Cox and tied the game at 14-14 with 5:08 to go in the game on a 10-yard pass from Lamb to Malachi Jones.

However, following Jones' game-tying touchdown catch, Southern Miss responded with a six-play, 65-yard drive and retook a 21-14 lead on George Payne's third touchdown of the evening, a 31-yard reception from Nick Mullens, with 2:22 remaining.

On the next series, Lamb needed just 2:16 to move the Mountaineers 75 yards for the late score.

### LEADING PLAYER GAMES/STARTS

Player	Career NCAA Games	Career Starts (In a Row)
Nick Ross	59	22 (19)
Bucky Williams	54 (19 App)	47/13 App (13)
Isaiah Helms	53 (32 App)	53/32 App (23)
Miller Gibbs	49	11
Andrew Parker Jr.	48 (19 App)	17/17 App (10)
Tyrek Funderburk	48 (7 App)	29/7 App (18)
Christian Johnstone	47	47 (7)
Jarrett Paul	46 (6 App)	20/0 App
Milan Tucker	46	1
Damion Daley	46 (45 App)	35/35 App (33)
EJ Jackson	44 (2 App)	8/0 App
Jackson Greene	42	0
Christian Horn	41	20 (19)
Dashaun Davis	41	12 (3)
Nate Noel	39	21
Brendan Harrington	39	22
Anderson Castle	38	1
DeAndre Dingle-Prince	38	19 (19)
Ronald Clarke	36	14 (1)

### #APPSTATENFL

App State opened the NFL regular season with 14 alums on rosters as players or coaches.

AKEEM DAVIS-GAITHER | LB | Cincinnati Bengals  
DARRYNTON EVANS | RB | Chicago Bears  
TAE HAYES | CB | New York Jets  
NICK HAMPTON | OLB | Los Angeles Rams  
COOPER HODGES | OL | Jacksonville Jaguars  
D'MARCO JACKSON | LB | New Orleans Saints  
SHEMAR JEAN-CHARLES | CB | San Francisco 49ers  
SHAUN JOLLY | CB | Los Angeles Rams  
KENDALL LAMM | OL | Miami Dolphins  
SAM MARTIN | P/KO | Buffalo Bills  
RYAN NEUZIL | OL | Atlanta Falcons  
HENRY PEARSON | FB | Green Bay Packers  
JALEN VIRGIL | WR | Denver Broncos  
STEVE WILKS | ASST. COACH | San Francisco 49ers

### APP STATE AT A GLANCE

- **APP STATE** made the U.S. News & World Report's "Best Colleges" rankings for 2022-23
- **APP STATE** was listed among the "Best Colleges in America," ranked by value, for 2022 — Money.com.
- **APP STATE** has placed among the top 15 public and private Southern universities since U.S. News & World Report's Best Colleges rankings were first published annually in 1987.
- **APP STATE** tops the list for Most Innovative Schools among Southern universities for the third straight year.
- **BOONE, N.C.**, ranked No. 15 overall (and No. 1 among Group of Five towns/cities) on the Top 100 College Football Towns of America Countdown.
- **APP STATE'S** notable alums include country music stars Luke Combs (CMA's Entertainer of the Year in 2021 and 2022) and Eric Church (CMA's 2020 Entertainer of the Year), as well as author Stephen Dubner.

### IN-SEASON HONORS

**SUN BELT PLAYERS OF THE WEEK**  
9/30: Michael Hughes (SPT)

### PRESEASON HONORS

#### NATIONAL INDIVIDUAL WATCH LISTS

**Reese's Senior Bowl:** Nate Noel  
**Outland:** Isaiah Helms, Bucky Williams  
**Maxwell:** Nate Noel  
**Doak Walker:** Nate Noel  
**Wuerffel:** Miller Gibbs  
**Hornung:** Milan Tucker  
**Rimington:** Isaiah Helms  
**Campbell Trophy:** Bucky Williams

### PRESEASON ALL-SUN BELT

#### First Team Offense

QB – Grayson McCall, Coastal Carolina  
RB – La'Damian Webb, South Alabama  
RB – Frank Gore Jr., Southern Miss  
**OL – Isaiah Helms, App State**  
OL – Khalil Crowder, Georgia Southern  
OL – Travis Glover, Georgia State  
OL – Nick Kidwell, James Madison  
OL – Logan Osburn, Marshall  
TE – Neal Johnson, Louisiana  
WR – Jared Brown, Coastal Carolina  
WR – Sam Pinckney, Coastal Carolina  
WR – Khaleb Hood, Georgia Southern

#### First Team Defense

DL – James Carpenter, James Madison  
DL – Owen Porter, Marshall  
DL – TJ Jackson, Troy  
DL – Richard Jibunor, Troy  
LB – JT Killen, Coastal Carolina  
LB – Marques Watson-Trent, Georgia Southern  
LB – Eli Neal, Marshall  
LB – Jason Henderson, Old Dominion  
DB – Micah Abraham, Marshall  
DB – Yam Banks, South Alabama  
DB – Jay Stanley, Southern Miss  
DB – Reddy Steward, Troy

#### First Team Special Teams

K – Dominic Zvada, Arkansas State  
P – Ryan Hanson, James Madison  
**RS – Milan Tucker, App State**  
AP – Frank Gore Jr., Southern Miss

#### Second Team Offense (Mountaineers)

OL – Damion Daley, App State

### 2023 TRENDS

<b>App State's Non-League Record ...</b>	
At Home	2-0
On the road	0-2
<b>App State's League Record ...</b>	
At Home	0-1
On the road	1-1
<b>App State's Record in Games ...</b>	
Decided by 1-3 points	1-2
4-7 points	0-2
8-10 points	0-0
11-19 points	1-0
20-29 points	1-0
30+ points	0-0
<b>App State's Record When Scoring ...</b>	
10-19 points	0-1
20-29 points	0-2
30+ points	3-1
<b>App State's Record When Allowing ...</b>	
10 or fewer points	0-0
11-19 points	0-0
20-29 points	2-3
30+ points	1-1
<b>App State's Record in Games ...</b>	
During the day	2-1
At night	1-3
Scoring first	1-3
Opponent scores first	2-1
Leading after 1st quarter	2-2
Trailing after 1st quarter	0-1
Tied after 1st quarter	1-1
Leading at halftime	1-1
Trailing at halftime	1-2
Tied at halftime	1-1
Leading after 3rd quarter	2-2
Trailing after 3rd quarter	1-2
Tied after 3rd quarter	0-0
100-yard rusher	3-3
100-yard receiver	1-2
300-yard passer	1-1
Winning turnover battle	2-0
Losing turnover battle	1-3
Turnover battle even	0-1

### OVERTIME RESULTS

App State is 6-11 all-time in overtime games, including 1-6 at the FBS level. Thirteen of the 17 OT games have been played on the road.

Date	Opponent	Result
9/9/23	at #17 North Carolina	L, 40-34 (2OT)
11/26/22	at Georgia Southern	L, 51-48 (2OT)
9/1/18	at #9 Penn State	L, 45-38 (OT)
10/28/17	at UMass	L, 30-27 (2OT)
9/1/16	at #9 Tennessee	L, 20-13 (OT)
10/31/15	Troy	W, 44-41 (3OT)
10/11/14	Liberty	L, 55-48 (OT)
10/5/13	at The Citadel	L, 31-28 (OT)
12/1/12	Illinois State	L, 38-37 (OT)
11/6/10	at Georgia Southern	L, 21-14 (OT)
10/3/09	at The Citadel	W, 30-27 (OT)
10/21/06	at Georgia Southern	W, 27-20 (2OT)
12/9/00	at Montana	L, 19-16 (OT)
10/3/98	at Wake Forest	W, 30-27 (OT)
11/26/94	at New Hampshire	W, 17-10 (OT)
11/19/94	VMI	L, 26-23 (OT)
10/19/91	at Furman	W, 26-23 (3OT)

### THE MIDDLE EIGHT

App State sets a goal of winning "The Middle Eight" — the final four minutes of the first half and first four minutes of the second half. Here is how the Mountaineers have fared in 2023:

	App State	Opponent
<b>Gardner-Webb</b>	7	0
<b>UNC</b>	7	3
<b>ECU</b>	12	7
<b>Wyoming</b>	6	0
<b>ULM</b>	14	7
<b>Coastal</b>	7	0
<b>ODU</b>	0	10
<b>Southern Miss</b>		
<b>Marshall</b>		
<b>Georgia State</b>		
<b>JMU</b>		
<b>Georgia Southern</b>		
<b>Season Total</b>	54	27

### 20+ YARD PLAYS

20+ Yard Plays	App State	Opponent
<b>Runs</b>	9	12
<b>Passes</b>	25	21

#### App State's 20+ yard runs

UNC	Noel 20-yard run
ECU	Noel 68-yard run
ECU	Noel 26-yard run
WYO	Roberts 35-yard run
ULM	Aguilar 25-yard run
ULM	Noel 35-yard run
ULM	Noel 25-yard run
CCU	Haywood 20-yard run
ODU	Roberts 24-yard run

#### App State's 20+ pass plays

GW	Horn 24-yard pass from Burger
GW	Robinson 32-yard pass from Aguilar
GW	Davis 26-yard pass from Aguilar
GW	Stroman 43-yard pass from Aguilar
GW	Hetzel 22-yard pass from Aguilar
UNC	Davis 21-yard pass from Aguilar
UNC	Davis 34-yard pass from Aguilar
UNC	Davis 33-yard pass from Aguilar
UNC	Robinson 20-yard pass from Aguilar
ECU	Jackson 28-yard pass from Aguilar
ECU	Robinson 34-yard pass from Aguilar
ECU	Tucker 35-yard pass from Aguilar
WYO	Robinson 23-yard pass from Aguilar
ULM	Davis 21-yard pass from Aguilar
ULM	Horn 52-yard pass from Aguilar
ULM	Horn 22-yard pass from Aguilar
CCU	Davis 21-yard pass from Aguilar
CCU	Stroman 30-yard pass from Aguilar
CCU	Wilson 32-yard pass from Aguilar
CCU	Jackson 67-yard pass from Aguilar
CCU	Tucker 69-yard pass from Aguilar
ODU	Horn 28-yard pass from Aguilar
ODU	Jackson 23-yard pass from Aguilar
ODU	Robinson 20-yard pass from Aguilar
ODU	Horn 21-yard pass from Aguilar

### THIRD-DOWN CONVERSIONS

#### Conversions by App State Offense

3rd & ...	Goal	Short (1-4)	Long (9+)	Total
GW	0-0	3-4	1-5	4-13
UNC	1-1	1-3	1-2	8-16
ECU	1-1	3-5	0-2	7-14
WYO	0-2	5-7	1-2	10-19
ULM	1-1	2-3	3-4	7-13
CCU	2-2	2-3	0-3	3-11
ODU	0-1	1-7	0-2	3-14
<b>Totals</b>	<b>5-8</b>	<b>17-32</b>	<b>6-20</b>	<b>42-101</b>

#### Conversions vs. App State Defense

3rd & ...	Goal	Short (1-4)	Long (9+)	Total
GW	0-0	3-6	2-6	8-18
UNC	0-0	7-8	0-3	8-13
ECU	0-0	1-1	1-4	3-10
WYO	0-0	1-5	0-1	3-12
ULM	1-3	1-2	0-0	3-11
CCU	1-2	3-5	0-2	6-12
ODU	0-0	4-6	0-4	5-12
<b>Totals</b>	<b>2-5</b>	<b>20-33</b>	<b>3-20</b>	<b>36-88</b>

### THREE AND OUTS

	App State 'D'	App State 'O'
<b>Gardner-Webb</b>	4/13	3/12
<b>UNC</b>	0/12	0/11
<b>ECU</b>	3/13	2/15
<b>Wyoming</b>	5/12	2/12
<b>ULM</b>	5/15	1/14
<b>Coastal</b>	1/11	1/10
<b>ODU</b>	3/10	2/10
<b>Southern Miss</b>		
<b>Marshall</b>		
<b>Georgia State</b>		
<b>JMU</b>		
<b>Georgia Southern</b>		
<b>Season Total</b>	21/86	11/84

### POINTS OFF TURNOVERS

#### App State Takeaways

vs.	Takeaway	App State Drive
GW	INT	TD
GW	INT	Punt
GW	Fumble	TD
ECU	INT	FG
ECU	INT	Fumble
ECU	INT	TD
WYO	INT	Defensive TD
ULM	INT	Defensive TD
ULM	Fumble	Interception

#### App State Turnovers

vs.	Turnover	Opponent Drive
UNC	INT	FG
ECU	INT	Defensive TD
ECU	Fumble	Defensive TD
WYO	Fumble	TD
WYO	INT	End of half
ULM	Fumble	Touchdown
ULM	Interception	End of half
ULM	Fumble	Touchdown
ULM	Interception	TO on Downs
CCU	Fumble	FG

# SHAWN CLARK

After coming back to Boone to coach at his alma mater, Shawn Clark not only became App State's head coach, but he has begun his tenure with a record-breaking bowl victory, a nine-win debut season and a 10-win regular season in 2021.

Hired as the 22nd head football coach in App State history on Dec. 13, 2019, Clark was the only first-year FBS head coach in 2020 to win at least nine games, and he followed that by directing the Mountaineers to a 2021 Sun Belt East Division title during a 10-4 season that pushed his record to 20-7. A 17-14 win at No. 6 Texas A&M in 2022 — the program's highest-profile victory since the 2007 upset of Michigan — led to ESPN's College GameDay airing from Boone the following week.

With App State alum/country music star Luke Combs picking his alma mater as ESPN's guest picker and Lee Corso putting on the giant Yosef head, the Mountaineers delivered with a dramatic victory against Troy.

The 48-year-old Clark, whose contract runs through the 2026 season, entered the 2023 season with a 26-13 record.

He made his official head coaching debut while leading the Mountaineers to a 31-17 victory against UAB in the 2019 R+L Carriers New Orleans Bowl eight days after his introductory press conference. Ranked 18th in the final Amway Coaches Poll of the season, App State went 13-1 to become the first Sun Belt team and the first FBS team from North Carolina to win 13 games in a season.

In 2020, while playing in the nation's No. 5-ranked league, the Mountaineers secured a Myrtle Beach Bowl title and were one of just 13 teams nationally with at least nine victories — the three losses were against teams with a combined 28-5 record. They were the outright leader in wins by an FBS program in the state of North Carolina for the third straight year and either the outright leader or co-leader for the sixth straight year.


In 2021, the Mountaineers' 10-2 regular season included signature wins against in-state foe East Carolina (36,752 fans witnessed App State jump out to a 33-9 lead in Charlotte's Bank of America Stadium against the AAC's third-place finisher), longtime rival Marshall, 14th-ranked Coastal Carolina and Black Saturday rival Georgia Southern (the 27-3 win tied for App State's second-largest margin of victory over the Eagles).

Clark has helped lead record-setting runs to conference titles and bowl victories, not just at App State, where he played from 1994-98 and had served as an assistant since 2016, but also in four other leagues during his two decades of college coaching experience.

Working for championship-winning programs at Louisville and Eastern Kentucky before being part of a bowl win for Big Ten member Purdue and coaching at Kent State, Clark has been a vital part of App State's historic FBS success.

Clark graduated from App State with a bachelor's degree in criminal justice in 1998 and earned a master's degree in education from Louisville in 2003.

His wife, Jonelle, was a standout softball student-athlete at Eastern Kentucky and was inducted into EKU's Athletics Hall of Fame in 2008. The Clarks have two children: a daughter, Giana, and a son, Braxton.



## COACH CLARK AT A GLANCE

**Name** ..... Shawn Clark  
**Birthdate** ..... Aug. 16, 1975 (48 years old)  
**Hometown** ..... Charleston, W. Va.  
**High School** ..... George Washington  
**College** ..... App State, 1998  
 ..... (B.S., criminal justice)  
**Wife** ..... Jonelle (Csora)  
**Children** ..... Giana, Braxton  
**Twitter** ..... @coach\_sclark

## YEARS AS A PLAYER (OFFENSIVE GUARD)

Year	Record	Honors
1994:	9-4	True freshman starter
1995:	12-1 (SoCon champs)	All-SoCon
1996:	7-4	All-SoCon, Third-team All-American
1997:	7-4	Redshirted
1998:	10-3	All-SoCon, First-team All-American

## YEARS AS A COACH

<b>2001-02:</b>	..... Louisville (Graduate Assistant)
<b>2003-08:</b>	..... Eastern Kentucky (Offensive Line)
<b>2009-12:</b>	..... Purdue (Offensive Line)
<b>2013-15:</b>	..... Kent State (Offensive Line)
<b>2016-18:</b>	..... App State (Co-Offensive Coordinator/OL)
<b>2019:</b>	..... App State (Assistant Head Coach/OL)
<b>2020-present:</b>	..... App State (Head Coach)

## ASSISTANT AT APP STATE (43-10 RECORD)

Year	Overall	League (Finish)	Bowl (W/L)
2016	10-3	7-1 (T-1st)	Camellia (W)
2017	9-4	7-1 (T-1st)	Dollar General (W)
2018	11-2	7-1 (1st, SBC title game win)	New Orleans (W)
2019	13-1	7-1 (1st, SBC title game win)	New Orleans (W)

## HEAD COACH AT APP STATE (29-17 RECORD)

Year	Overall	League (Finish)	Bowl (W/L)
2019	1-0	Took over after regular season	New Orleans (W)
2020	9-3	6-2 (2nd East, 3rd Overall)	Myrtle Beach (W)
2021	10-4	7-1 (1st East, 2nd Overall)	Boca Raton (L)
2022	6-6	3-5 (4th East)	
2023	3-4	1-2	

## APP STATE COACHING STAFF TV CHART/GAME DAY LOCATIONS

### ON THE SIDELINES



**SHAWN CLARK**  
Head Coach



**SCOT SLOAN**  
Def. Coordinator/  
Safeties




**JUSTIN WATTS**  
Pass Game Coord./  
Asst. HC/TEs



**VICTOR CABRAL**  
Defensive  
Line



**MIKE CUMMINGS**  
Offensive  
Line



**TRAVIS CUNNINGHAM**  
Inside  
Linebackers



**LAWRENCE DAWSEY**  
Wide  
Receivers



**BRIAN HAINES**  
Special Teams/  
Running Backs



**AJ HOWARD**  
Outside  
Linebackers

### IN THE BOOTH

**FRANK PONCE**  
Off. Coordinator/  
Quarterbacks

**ROD WEST**  
Def. Pass Game  
Coord./CBs

### ADDITIONAL FOOTBALL STAFF

<b>Director of Athletic Performance</b>	..... Matt Greenhalgh
<b>Senior Assistant to the Head Coach</b>	..... Lance Ware
<b>Associate Athletics Director for Football Operations</b>	..... Nolan Jones
<b>Director of Player Personnel/General Manager</b>	..... Thomas Guerry
<b>Director of Football Recruiting Operations</b>	..... Maggie Folsom
<b>Assistant Director of Player Personnel</b>	..... John Sofe
<b>Assistant Director of Player Personnel</b>	..... Ian Martinez
<b>Quality Control (Offense/Special Teams)</b>	..... Al DeGraffenreid
<b>Quality Control (Offense)</b>	..... Trey Kavanaugh
<b>Quality Control (Defense)</b>	..... Thad Mangum
<b>Quality Control (Defense)</b>	..... Paul Padalino
<b>Assistant Director of Football Athletic Performance</b>	..... Romorious Westbrook
<b>Assistant Director of Football Athletic Performance</b>	..... Garrett Williams
<b>Assistant Director of Football Athletic Performance</b>	..... Josh Price
<b>Graduate Assistant (Defense)</b>	..... Justin Fields
<b>Graduate Assistant (Defense)</b>	..... Tanner Jackson
<b>Graduate Assistant (Offense)</b>	..... Brandon Pahl
<b>Graduate Assistant (Offense)</b>	..... KJ Parmer
<b>Graduate Assistant (Operations)</b>	..... Marin Parsley
<b>Director of Student-Athlete Development</b>	..... Dr. Robert Carlisle
<b>Assistant A.D. for Sport Psychology and Mental Wellness</b>	..... Jacob Cooper
<b>Academic Services for Student-Athletes Assistant Director</b>	..... Kayla Hill
<b>Student-Athlete Leadership Coordinator</b>	..... Reggie Hunt
<b>Director of Athletics Performance Nutrition</b>	..... Megan Morley
<b>Student Life Coordinator</b>	..... J.R. Reese
<b>Director of Football Athletic Training Services</b>	..... Taylor Young
<b>Athletic Trainer</b>	..... Jasmyn McLeod
<b>Director of Football Video Operations/Technology</b>	..... Joshua Hansen
<b>Director of Football Creative Media</b>	..... Griffin DeJoy
<b>Director of Football Equipment</b>	..... Shane Nelson

### GENERAL INFORMATION

<b>Name</b>	..... Appalachian State University (App State)
<b>Location</b>	..... Boone, N.C.
<b>Founded</b>	..... 1899
<b>Enrollment</b>	..... 21,253
<b>Conference</b>	..... Sun Belt (East Division)
<b>Affiliation</b>	..... NCAA Division I Football Bowl Subdivision
<b>Nickname</b>	..... Mountaineers
<b>Colors</b>	..... Black and Gold
<b>Mascot</b>	..... Yosef
<b>Marching Band</b>	..... Marching Mountaineers
<b>Chancellor</b>	..... Dr. Sheri Everts (Nebraska, 1980)
<b>Athletics Director</b>	..... Doug Gillin (SUNY Cortland, 1991)
<b>Faculty Athletics Representative</b>	..... René Salinas
<b>Game Operations Director</b>	..... Drew Jacobs
<b>Stadium</b>	..... Kidd Brewer Stadium
<b>Capacity</b>	..... 30,000
<b>Surface</b>	..... AstroTurf 3D3
<b>Football Office Phone</b>	..... 828-262-2501
<b>Ticket Office Phone</b>	..... 828-262-7733
<b>Athletics Website</b>	..... appstatesports.com
<b>Athletics Twitter/X</b>	..... @appstatesports
<b>Football Twitter/X</b>	..... @AppState_FB
<b>Athletics Instagram</b>	..... @appstatesports
<b>Football Instagram</b>	..... @appstate_fb
<b>Athletics Facebook</b>	..... facebook.com/appstatesports
<b>Football Facebook</b>	..... facebook.com/AppStateFootball

### FOOTBALL HISTORY

<b>First Year</b>	..... 1928
<b>All-Time Record</b>	..... 657-355-28 (94th season)
<b>Conference Championships</b>	..... 22
<b>North State (6)</b>	..... 1931, '37, '39, '48, '50, '54
<b>Southern (12)</b>	..... 1986, '87, '91, '95, '99, '05, '06, '07, '08, '09, '10, '12
<b>Sun Belt (4)</b>	..... 2016, '17, '18, '19
<b>Division titles (Format began in 2018 — 3)</b>	..... 2018, '19, '21
<b>NCAA Bowl Games</b>	..... 7
<b>Years</b>	..... 2015, '16, '17, '18, '19, '20, '21
<b>Record</b>	..... 6-1
<b>Most Recent</b>	..... 2021 Boca Raton Bowl
<b>NCAA Division I FCS Playoff Appearances</b>	..... 20
<b>Years</b>	..... 1986, '87, '89, '91, '92, '94, '95, '98, '99, '00, '01, '02, '05, '06, '07, '08, '09, '10, '11, '12
<b>NCAA Division I FCS National Championships</b>	..... 3
<b>Years</b>	..... 2005, '06, '07
<b>NAIA Bowl Games</b>	..... 9
<b>Record</b>	..... 3-6
<b>Years</b>	..... 1937, '38, '48, '49, '50 (2), '54 (2), '55
<b>All-Americans</b>	..... 96
<b>Academic All-Americans</b>	..... 7

### TEAM INFORMATION

<b>Basic Offense</b>	..... Pro Tempo
<b>Basic Defense</b>	..... 3-4
<b>Letterwinners Returning/Lost</b>	..... 56/40
<b>Offense</b>	..... 23/22
<b>Defense</b>	..... 30/17
<b>Specialists</b>	..... 3/1
<b>Starters Returning/Lost</b>	..... 11/13
<b>Offense</b>	..... 6/5
<b>Defense</b>	..... 4/7
<b>Specialists</b>	..... 1/1
<b>Newcomers</b>	..... 48
<b>December Signees (HS/JUCO)</b>	..... 18
<b>Offense/Defense/Special Teams</b>	..... 7/10/1
<b>Transfer Portal Signees</b>	..... 14
<b>Offense/Defense/Special Teams</b>	..... 7/7/0
<b>Others</b>	..... 16

**NUMERICAL ROSTER**

#	Name	Pos.	Ht.	Wt.	Yr./Elig.	Hometown/High School (Previous College)
0	Milan Tucker	WR	5-11	180	5th-Yr. R-Jr.	Lehigh Acres, Fla./Fort Myers
1	Anderson Castle	RB	6-0	220	4th-Yr. Jr.	Boone, N.C./Watauga
2	Tyrek Funderburk	CB	6-0	185	6th-Yr. R-Sr.	Indian Trail, N.C./Metrolina Christian (Richmond)
2	Kaedin Robinson	WR	6-2	205	5th-Yr. R-Jr.	Asheville, N.C./Christ School (UCF)
3	Ahmani Marshall	RB	6-2	225	4th-Yr. Jr.	Winston-Salem, N.C./East Forsyth (Wake Forest)
4	Joey Aguilar	QB	6-3	220	Jr.	Antioch, Calif./Freedom (Diablo Valley C.C.)
4	Nick Ross	SAF	5-11	190	5th-Yr. Sr.	Marietta, Ga./Kell
5	Michael Fletcher	DE	6-6	275	5th-Yr. R-Jr.	Flint, Mich./Carman-Ainsworth (Michigan State)
5	Nate Noel	RB	5-10	190	4th-Yr. Jr.	Miami, Fla./Northwestern
6	Dashaun Davis	WR	5-9	175	5th-Yr. R-Jr.	Deerfield Beach, Fla./Deerfield Beach
6	EJ Jackson	SAF	6-0	195	5th-Yr. Sr.	Belle Glade, Fla./Glades Central (Marshall)
7	Andrew Parker Jr.	ILB	6-2	235	6th-Yr. R-Sr.	New Orleans, La./Sophie B. Wright (Arkansas)
8	Brendan Harrington	OLB	6-1	230	5th-Yr. R-Jr.	Pittsboro, N.C./Northwood
8	Dalton Stroman	WR	6-4	200	R-So.	Rockingham, N.C./Richmond Sr.
9	Jarrett Paul	CB	6-1	200	6th-Yr. R-Sr.	Brooklyn, N.Y./Paramus Catholic (Kansas)
10	Zahn Coakley	WR	6-1	195	Fr.	Dallas, Texas/The Oakridge School
10	DJ VanHook	CB	5-10	185	5th-Yr. Sr.	Long Beach, Calif./Millikan (Long Beach City)
11	Jordan Favors	SAF	5-11	195	R-So.	Griffin, Ga./Griffin
11	Grant Tucker	WR	6-3	190	Fr.	Charlotte, N.C./Charlotte Christian
12	Shawn Collins	DE	6-5	265	4th-Yr. R-So.	Montclair, N.J./Montclair (Rutgers)
12	Michael Hetzel	WR	5-11	195	4th-Yr. R-So.	Charlotte, N.C./Ardrey Kell
13	Christian Horn	WR	6-2	190	4th-Yr. Jr.	Columbia, S.C./Westwood
13	Trenton Alan Yowe	CB	6-2	185	4th-Yr. R-So.	Calera, Ala./Calera (Coahoma C.C.)
14	Jayden Bethea	ILB	6-1	230	Fr.	Lawrenceville, Ga./Dacula
14	Kanye Roberts	RB	5-11	200	R-Fr.	Teachey, N.C./Wallace-Rose Hill
15	Thomas Davis	OLB	6-2	235	R-So.	Valdosta, Ga./Lowndes (Miami)
15	Makai Jackson	WR	6-0	200	So.	Croydon, Pa./Harry S. Truman (Saint Francis)
16	David Hernandez	QB	6-0	210	5th-Yr. Sr.	Charlotte, N.C./Berry Academy
16	Omar Philyaw	CB	5-10	180	R-Fr.	Charlotte, N.C./Hough
17	Mason McHugh	QB	6-2	195	Fr.	Ferdinand, Idaho/IMG Academy
17	Jalik Thomas	SAF	5-11	200	4th-Yr. Jr.	Macon, Ga./Central (Hutchinson C.C.)
18	Ryan Burger	QB	6-3	205	R-Fr.	Myrtle Beach, S.C./Myrtle Beach
18	James Edwards	CB	5-10	190	R-Fr.	Clewiston, Fla./Clewiston
19	Cameron Estep	QB	6-0	190	Fr.	Charlotte, N.C./Charlotte Christian
19	Ethan Johnson	CB	5-11	195	So.	Huntersville, N.C./Hough
20	Jaylon Calhoun	RB	6-0	190	Fr.	Lakeland, Ga./Lanier County
21	DJ Burks	SAF	6-0	195	R-Fr.	Maryville, Tenn./Maryville
21	Reece Larson	WR	6-0	180	R-Fr.	Wellington, Fla./Wellington
22	Cash McVay	K	6-1	180	R-So.	Anaheim, Calif./Servite
22	DJ Porter	CB	6-0	175	Fr.	Spartanburg, S.C./Dorman
24	Cahari Haynes	OLB	6-1	220	Fr.	Shelby, N.C./Burns
25	Jackson Greene	SAF	5-11	195	5th-Yr. R-Jr.	Boone, N.C./Watauga
26	Caden Sullivan	OLB	6-2	225	R-So.	Spartanburg, S.C./Boiling Springs
27	Ronald Clarke	SAF	6-0	200	4th-Yr. Jr.	Buford, Ga./Mill Creek
27	Michael Dipasquale	RB	5-10	200	Fr.	Wake Forest, N.C./Wake Forest
28	Zyeir Gamble	SAF	5-10	185	Fr.	Sumter, S.C./Sumter
28	Maquel Haywood	RB	5-8	195	Jr.	Wake Forest, N.C./Wake Forest (Navy)
29	Carter Everett	K	5-10	195	R-Fr.	Boone, N.C./Watauga
29	Santana Hopper	DT	6-2	255	R-Fr.	Shelby, N.C./Shelby
30	Carter Greene	SAF	6-0	200	R-Fr.	Shelby, N.C./Crest
31	Dyvon McKinney	SAF	6-0	205	4th-Yr. R-So.	Asheboro, N.C./Asheboro (Mercer)
33	Derrell Farrar	ILB	6-1	220	R-Fr.	Loganville, Ga./Grayson
34	Colton Phares	SAF	6-2	195	Fr.	Beaufort, S.C./Beaufort
35	Dylan Castoria	TE	6-2	235	R-So.	Davidson, N.C./Community School of Davidson
35	Jack Scroggs	ILB	6-1	235	5th-Yr. R-Jr.	Buford, Ga./Buford (Wofford)
36	Kevon Haigler	DE	6-1	250	4th-Yr. Jr.	Hartsville, S.C./Hartsville
37	Andre Hamilton	SAF	6-0	195	4th-Yr. R-So.	Concord, N.C./Jay M. Robinson
39	Tony Harris	CB	5-10	175	R-Fr.	Charlotte, N.C./Providence Day
40	Cole Becker	ILB	6-2	235	R-Fr.	Nashville, Tenn./Father Ryan
41	Conner Maynard	P	6-3	200	5th-Yr. R-Jr.	Mooresville, N.C./Hough (Miami of Ohio)
42	Christian Johnstone	LS	6-3	255	5th-Yr. R-Jr.	Loganville, Ga./Archer
42	Braxton Veiga	ILB	6-1	215	Fr.	Greensboro, N.C./Eastern Guilford
43	Ryan McKinnis	ILB	6-2	225	Fr.	Buford, Ga./Buford
44	Brodrick Gooch	OLB	6-0	220	R-Fr.	Cornelius, N.C./Hough
44	Jake Mann	LS	5-9	235	R-So.	Chapel Hill, N.C./Northwood (Oklahoma)

**ALPHABETICAL**

No.	Name	Pos.
97	Abrams-Verwayne, Kevin	DE
4	Aguilar, Joey	QB
56	Arnholt, Kyle	ILB
40	Becker, Cole	ILB
47	Bell, Romelo	OLB
14	Bethea, Jayden	ILB
58	Bradford, Blake	OL
18	Burger, Ryan	QB
84	Burkey, Ayden	WR
21	Burks, DJ	SAF
20	Calhoun, Jaylon	RB
1	Castle, Anderson	RB
35	Castoria, Dylan	TE
91	Clark, Markus	DT
27	Clarke, Ronald	SAF
10	Coakley, Zahn	WR
12	Collins, Shawn	DE
75	Daley, Damion	OL
6	Davis, Dashaun	WR
77	Davis, Daniel	OL
15	Davis, Thomas	OLB
50	Dingle-Prince, DeAndre	DE
27	Dipasquale, Michael	RB
80	Drag, Max	TE
89	Drews, August	TE
18	Edwards, James	CB
19	Estep, Cameron	QB
29	Everett, Carter	K
33	Farrar, Derrell	ILB
11	Favors, Jordan	SAF
5	Fletcher, Michael	DE
2	Funderburk, Tyrek	CB
28	Gamble, Zyeir	SAF
53	Gano, Jake	OL
70	Gentry, Thornton	OL
81	Gibbs, Miller	TE
44	Gooch, Brodrick	OLB
25	Greene, Jackson	SAF
30	Greene, Carter	SAF
36	Haigler, Kevon	DE
88	Hale, Luke	WR
37	Hamilton, Andre	SAF
86	Hamlett, Kanen	TE
8	Harrington, Brendan	OLB
39	Harris, Tony	CB
24	Haynes, Cahari	OLB
28	Haywood, Maquel	RB
54	Helms, Isaiah	OL
16	Hernandez, David	QB
98	Hertz, Jason	DT
12	Hetzel, Michael	WR
29	Hopper, Santana	DT
13	Horn, Christan	WR
99	Hughes, Michael	K
15	Jackson, Makai	WR
6	Jackson, EJ	SAF
19	Johnson, Ethan	CB
90	Johnson, Nate	OLB
42	Johnstone, Christian	LS
95	Kelley, Montez	DT
49	Lake, Mitchell	P
85	Larkins, David	TE
21	Larson, Reece	WR
82	Lawson Jr., Chris	WR
52	Leon, Orlando	OLB

#	Name	Pos.	Ht.	Wt.	Yr./Elig.	Hometown/High School (Previous College)
45	Trevor Moffitt	ILB	6-1	225	R-So.	Bushnell, Fla./South Sumter
46	Isaiah McGuffin	ILB	6-0	220	Fr.	Winston-Salem, N.C./Oak Grove
47	Romelo Bell	OLB	6-3	230	Fr.	White Hall, Ark./Pulaski Academy
48	Deshawn McKnight	DL	6-3	285	Jr.	Sumter, S.C./Sumter
49	Mitchell Lake	P	5-11	195	Fr.	Brisbane, Australia/Saint Peters Lutheran
49	Randy Marion III	ILB	6-0	205	Fr.	Mooreville, N.C./IMG Academy
50	DeAndre Dingle-Prince	DE	6-0	280	4th-Yr. Jr.	Sanford, N.C./Lee County
51	Cayden Sweatt	OL	6-4	285	Fr.	Bremen, Ga./Bremen
52	Orlando Leon	OLB	6-2	225	R-Fr.	Boone, N.C./Watauga
53	Jake Ganoe	OL	6-2	280	R-Fr.	Cary, N.C./Panther Creek
54	Isaiah Helms	OL	6-3	295	5th-Yr. Sr.	Hudson, N.C./West Caldwell (Western Carolina)
55	Seth Williams	OL	6-4	300	4th-Yr. R-So.	Statesville, N.C./Statesville
56	Kyle Arnholt	ILB	6-2	225	R-So.	Roanoke, Va./Lord Botetourt
57	Austin Shook	K	6-0	205	4th-Yr. R-So.	Waxhaw, N.C./Parkwood
58	Blake Bradford	OL	6-6	245	Fr.	Denver, N.C./East Lincoln
59	Jack Murphy	OL	6-4	295	4th-Yr. R-So.	Fairfax, Va./Bishop O'Connell (Marshall)
60	Ethan Ryan	OL	6-3	290	4th-Yr. R-So.	Summerfield, N.C./No. Guilford (UNC Pembroke)
62	Bucky Williams	OL	6-3	300	6th-Yr. R-Sr.	Ringgold, Ga./Ringgold (Austin Peay)
63	Jayden Ramsey	OL	6-6	295	R-So.	Anderson, S.C./Westside
66	Danny Stevens	OL	6-4	265	Fr.	Charlotte, N.C./Charlotte Christian
70	Thornton Gentry	OL	6-4	305	R-So.	Chapin, S.C./Chapin (NC State)
72	Markell Samuel	OL	6-4	295	4th-Yr. R-So.	Fayetteville, N.C./E.E. Smith
73	Jaden Lindsay	OL	6-3	300	R-So.	Winston-Salem, N.C./East Forsyth
74	Griffin Scroggs	OL	6-3	325	R-Fr.	Grayson, Ga./Grayson (Georgia)
75	Damion Daley	OL	6-4	300	6th-Yr. R-Sr.	Columbia, S.C./Ridge View (Georgia Military)
76	Logan Ridolph	OL	6-5	295	Fr.	Wesley Chapel, Fla./Wiregrass Ranch (Missouri St.)
77	Daniel Davis	OL	6-6	275	Fr.	Winston-Salem, N.C./Oak Grove
78	Joseph Solomon	OL	6-5	275	4th-Yr. R-So.	Indianapolis, Ind./Bishop Chatard (Tulane)
80	Max Drag	TE	6-4	235	Fr.	Chapin, S.C./Chapin
81	Miller Gibbs	TE	6-4	245	6th-Yr. R-Sr.	Davidson, N.C./Hough
82	Chris Lawson Jr.	WR	6-0	180	Fr.	Columbia, S.C./Ridge View
83	Coen Sutton	WR	6-2	200	R-So.	Charlotte, N.C./Hough
84	Ayden Burkey	WR	5-11	175	R-Fr.	Waxhaw, N.C./Myers Park (Virginia Tech)
85	David Larkins	TE	6-5	255	R-So.	Cincinnati, Ohio/Elder
86	Kanen Hamlett	TE	6-4	240	R-Fr.	Madison, Ala./Madison Academy
87	Eli Wilson	TE	6-3	240	4th-Yr. Jr.	Piedmont, S.C./Wren
88	Luke Hale	WR	6-3	190	R-Fr.	Asheville, N.C./A.C. Reynolds
88	Donovan Spellman	OLB	6-4	230	So.	Greenville, N.C./Clayton
89	August Drews	TE	6-5	245	4th-Yr. R-So.	Sarasota, Fla./Sarasota
90	Nate Johnson	OLB	6-5	230	Fr.	Gaffney, S.C./Gaffney
91	Markus Clark	DT	6-1	290	So.	Hoover, Ala./Hoover
92	AJ Mebane	DE	6-3	250	Fr.	Durham, N.C./Southern Durham
94	Stephen Passeggiata	DE	6-2	250	4th-Yr. R-So.	Wellington, Fla./Wellington
95	Montez Kelley	DT	6-5	250	4th-Yr. Jr.	Cincinnati, Ohio/Purcell Marian (Tiffin)
96	Josiah Wyatt	DE	6-4	245	R-Fr.	Buford, Ga./Buford
97	Kevin Abrams-Verwayne	DE	6-3	240	4th-Yr. R-So.	Marietta, Ga./Marietta (Garden City C.C.)
98	Jason Hertz	DT	6-4	250	Fr.	Indian Trail, N.C./Porter Ridge
99	Michael Hughes	K	6-3	190	Jr.	Charleston, W.Va./George Washington

No.	Name	Pos.
73	Lindsay, Jaden	OL
44	Mann, Jake	LS
49	Marion III, Randy	ILB
3	Marshall, Ahmani	RB
41	Maynard, Conner	P
46	McGuffin, Isaiah	ILB
17	McHugh, Mason	QB
31	McKinney, Dyvon	SAF
43	McKinnis, Ryan	ILB
48	McKnight, Deshawn	DL
22	McVay, Cash	K
92	Mebane, AJ	DE
45	Moffitt, Trevor	ILB
59	Murphy, Jack	OL
5	Noel, Nate	RB
7	Parker Jr., Andrew	ILB
94	Passeggiata, Stephen	DE
9	Paul, Jarrett	CB
34	Phares, Colton	SAF
16	Philyaw, Omari	CB
22	Porter, DJ	CB
63	Ramsey, Jayden	OL
76	Ridolph, Logan	OL
14	Roberts, Kanye	RB
2	Robinson, Kaedin	WR
4	Ross, Nick	SAF
60	Ryan, Ethan	OL
72	Samuel, Markell	OL
74	Scroggs, Griffin	OL
35	Scroggs, Jack	ILB
57	Shook, Austin	K
78	Solomon, Joseph	OL
88	Spellman, Donovan	OLB
66	Stevens, Danny	OL
8	Stroman, Dalton	WR
26	Sullivan, Caden	OLB
83	Sutton, Coen	WR
51	Sweatt, Cayden	OL
17	Thomas, Jalik	SAF
0	Tucker, Milan	WR
11	Tucker, Grant	WR
10	VanHook, DJ	CB
42	Veiga, Braxton	ILB
55	Williams, Seth	OL
62	Williams, Bucky	OL
87	Wilson, Eli	TE
96	Wyatt, Josiah	DE
13	Yowe, Trenton Alan	CB

## PRONUNCIATION GUIDE

**Appalachian** ..... app-uh-LATCH-in  
 (Kevin) **Abrams-Verwayne** ..... VUR-wayne  
 (Joey) **Aguilar** ..... AG-uh-lar  
 (Jayden) **Bethea** ..... buh-THAY-uh  
**Jaylon** (Calhoun) ..... JAY-lun  
**Zahn** (Coakley) ..... zon  
**Dashaun** (Davis) ..... duh-SHAHN  
 (Michael) **Dipasquale** ..... dee-puh-SQUAL-ay  
 (Cameron) **Estep** ..... EE-step  
**Derrell Farrar** ..... duh-RELL furr-ARE  
**Tyrek** (Funderburk) ..... TIE-reek  
**Zyeir** (Gamble) ..... Zie-EAR  
**Kevon Haigler** ..... KEV-AHN HAY-glur  
**Cahari** (Haynes) ..... kuh-HARR-ee  
**Maquel** (Haywood) ..... muh-KELL  
 (Michael) **Hetzel** ..... HETZ-ull  
**Christan** (Horn) ..... like Christian

**Ahmani** (Marshall) ..... uh-MAHN-ee  
 (Conner) **Maynard** ..... MAY-nurd  
**Deshawn** (McKnight) ..... DAY-shahn  
 (AJ) **Mebane** ..... meh-ben  
 (Trevor) **Moffitt** ..... MOFF-it  
 (Nate) **Noel** ..... no-ELL  
 (Stephen) **Passeggiata** ..... pass-uh-gee-AH-tuh  
 (Colton) **Phares** ..... FAIR-es  
**Omari Philyaw** ..... oh-MAR-ee FILL-yaw  
 (Logan) **Ridolph** ..... RIDE-olph  
**Kaedin** (Robinson) ..... KAY-din  
**Coen** (Sutton) ..... COE-in  
**Milan** (Tucker) ..... muh-LAHN  
**KaRon** (White) ..... kuh-RON  
 (Trenton Alan) **Yowe** ..... Yow (rhymes with Wow)

### COACHES/STAFF

(Victor) **Cabral** ..... cuh-BRAWL  
 (Matt) **Greenhalgh** ..... GREEN-hall

## DEPTH CHART

### OFFENSE

Pos.	#	Player	Ht.	Wt.	Class
<b>LT</b>	<b>70</b>	<b>THORNTON GENTRY</b>	<b>6-4</b>	<b>305</b>	<b>R-SO.</b>
	72	Markell Samuel	6-4	295	4YR R-So.
<b>LG</b>	<b>75</b>	<b>DAMION DALEY</b>	<b>6-4</b>	<b>300</b>	<b>6YR R-SR.</b>
	74	Griffin Scroggs	6-3	325	R-Fr.
<b>C</b>	<b>54</b>	<b>ISAIAH HELMS</b>	<b>6-3</b>	<b>295</b>	<b>5YR SR.</b>
	55	Seth Williams	6-4	300	4YR R-So.
<b>RG</b>	<b>62</b>	<b>BUCKY WILLIAMS</b>	<b>6-3</b>	<b>300</b>	<b>6YR R-Sr.</b>
	73	Jaden Lindsay	6-3	300	R-So.
<b>RT</b>	<b>59</b>	<b>JACK MURPHY</b>	<b>6-4</b>	<b>295</b>	<b>4YR R-SO.</b>
	63	Jayden Ramsey	6-6	295	R-So.
<b>TE</b>	<b>87</b>	<b>ELI WILSON</b>	<b>6-3</b>	<b>240</b>	<b>4YR JR.</b>
	85	David Larkins	6-5	255	R-So.
	or 81	Miller Gibbs	6-4	245	6YR R-Sr.
<b>QB</b>	<b>4</b>	<b>JOEY AGUILAR</b>	<b>6-3</b>	<b>220</b>	<b>JR.</b>
	16	David Hernandez	6-0	210	5YR Sr.
	or 17	Mason McHugh	6-2	195	Fr.
<b>RB</b>	<b>5</b>	<b>NATE NOEL</b>	<b>5-10</b>	<b>190</b>	<b>4YR JR.</b>
	or <b>14</b>	<b>KANYE ROBERTS</b>	<b>5-11</b>	<b>200</b>	<b>R-Fr.</b>
	28	Maquel Haywood	5-8	195	Jr.
or 3	Ahmani Marshall	6-2	225	4YR Jr.	
<b>WR</b>	<b>2</b>	<b>KAEDIN ROBINSON</b>	<b>6-2</b>	<b>205</b>	<b>5YR R-JR.</b>
	15	Makai Jackson	6-0	200	So.
<b>SLOT</b>	<b>6</b>	<b>DASHAUN DAVIS</b>	<b>5-9</b>	<b>175</b>	<b>5YR R-JR.</b>
	0	Milan Tucker	5-11	180	5YR R-Jr.
	or 12	Michael Hetzel	5-11	195	4YR R-So.
<b>WR</b>	<b>13</b>	<b>CHRISTAN HORN</b>	<b>6-2</b>	<b>190</b>	<b>4YR JR.</b>
	8	Dalton Stroman	6-4	200	R-So.
	83	Coen Sutton	6-2	200	R-So.

### SPECIALISTS

Pos.	#	Player	Ht.	Wt.	Class
<b>PK</b>	<b>99</b>	<b>MICHAEL HUGHES</b>	<b>6-3</b>	<b>190</b>	<b>JR.</b>
	57	Austin Shook	6-0	205	4YR R-So.
<b>KO</b>	<b>99</b>	<b>MICHAEL HUGHES</b>	<b>6-3</b>	<b>190</b>	<b>JR.</b>
	57	Austin Shook	6-0	205	4YR R-So.
<b>P</b>	<b>49</b>	<b>MITCHELL LAKE</b>	<b>5-11</b>	<b>195</b>	<b>FR.</b>
	41	Conner Maynard	6-3	200	5YR R-Jr.
<b>LS</b>	<b>42</b>	<b>CHRISTIAN JOHNSTONE</b>	<b>6-3</b>	<b>255</b>	<b>5YR R-JR.</b>
	44	Jake Mann	5-9	235	R-So.
<b>H</b>	<b>41</b>	<b>CONNER MAYNARD</b>	<b>6-3</b>	<b>200</b>	<b>5YR R-JR.</b>
	49	Mitchell Lake	5-11	195	Fr.
<b>KR</b>	<b>0</b>	<b>MILAN TUCKER</b>	<b>5-11</b>	<b>180</b>	<b>5YR R-JR.</b>
	2	Kaedin Robinson	6-2	205	5YR R-Jr.
<b>PR</b>	<b>2</b>	<b>KAEDIN ROBINSON</b>	<b>6-2</b>	<b>205</b>	<b>5YR R-JR.</b>
	15	Makai Jackson	6-0	200	So.

### DEFENSE

Pos.	#	Player	Ht.	Wt.	Class
<b>DE</b>	<b>12</b>	<b>SHAWN COLLINS</b>	<b>6-5</b>	<b>265</b>	<b>4YR R-SO.</b>
	97	Kevin Abrams-Verwayne	6-3	240	4YR R-So.
or 36	Kevon Haigler	6-1	250	4YR Jr.	
<b>NOSE</b>	<b>91</b>	<b>MARKUS CLARK</b>	<b>6-1</b>	<b>290</b>	<b>SO.</b>
	29	Santana Hopper	6-2	255	R-Fr.
or 95	Montez Kelley	6-5	265	4YR Jr.	
<b>DE</b>	<b>50</b>	<b>DEANDRE DINGLE-PRINCE</b>	<b>6-0</b>	<b>280</b>	<b>4YR JR.</b>
	5	Michael Fletcher	6-6	275	5YR R-Jr.
	96	Josiah Wyatt	6-4	245	R-Fr.
<b>OLB</b> <small>DOG</small>	<b>90</b>	<b>NATE JOHNSON</b>	<b>6-5</b>	<b>230</b>	<b>FR.</b>
	or <b>15</b>	<b>THOMAS DAVIS</b>	<b>6-2</b>	<b>235</b>	<b>R-SO</b>
	88	Donovan Spellman	6-4	230	So.
<b>ILB</b> <small>MIKE</small>	<b>7</b>	<b>ANDREW PARKER JR.</b>	<b>6-2</b>	<b>235</b>	<b>6YR R-SR.</b>
	35	Jack Scroggs	6-1	235	5YR R-Jr.
or 45	Trevor Moffitt	6-1	225	R-So.	
<b>ILB</b> <small>WILL</small>	<b>56</b>	<b>KYLE ARNHOLT</b>	<b>6-2</b>	<b>225</b>	<b>R-SO.</b>
	33	Derrell Farrar	6-1	220	R-Fr.
	24	Cahari Haynes	6-1	220	Fr.
<b>OLB</b> <small>ANCHOR</small>	<b>26</b>	<b>CADEN SULLIVAN</b>	<b>6-2</b>	<b>225</b>	<b>R-SO.</b>
	44	Brodrick Gooch	6-0	220	R-Fr.
<b>CB</b>	<b>2</b>	<b>TYREK FUNDERBURK</b>	<b>6-0</b>	<b>185</b>	<b>6YR R-SR.</b>
	9	Jarrett Paul	6-1	200	6YR R-Sr.
<b>FS</b>	<b>4</b>	<b>NICK ROSS</b>	<b>5-11</b>	<b>190</b>	<b>5YR SR.</b>
	21	DJ Burks	6-0	195	R-Fr.
	or 25	Jackson Greene	5-11	195	5YR R-Jr.
<b>SS</b>	<b>27</b>	<b>RONALD CLARKE</b>	<b>6-0</b>	<b>200</b>	<b>4YR JR.</b>
	or <b>11</b>	<b>JORDAN FAVORS</b>	<b>5-11</b>	<b>195</b>	<b>R-SO.</b>
	37	Andre Hamilton	6-0	195	4YR R-So.
<b>CB</b>	<b>19</b>	<b>ETHAN JOHNSON</b>	<b>5-11</b>	<b>195</b>	<b>SO.</b>
	16	Omari Philyaw	5-10	180	R-Fr.
<b>NICKEL</b>	<b>17</b>	<b>JALIK THOMAS</b>	<b>5-11</b>	<b>200</b>	<b>4YR JR.</b>
	6	EJ Jackson	6-0	195	5YR Sr.

# WELCOME TO THE ROCK

ELEVATION 3,333 FT.



## APP STATE RECORD AT KIDD BREWER STADIUM SINCE 2003: 117-22

In addition to boasting one of the most picturesque settings for college football with App State's campus and the natural beauty of the High Country serving as a backdrop, Kidd Brewer Stadium also stakes claim to being one of the toughest venues in the nation.

With 61 seasons completed in the stadium, which opened as Conrad Stadium on Sept. 15, 1962, App State boasts a 270-80-5 all-time record at The Rock.

With the construction of the \$50 million north end zone facility, removal of the track and installation of new turf, The Rock had a new look in 2021, as the end zone facility opened for fans before a November 2020 game against Georgia State. Hall of Fame coach Jerry Moore was also honored before the 2021 opener at The Rock with a plaza and statue in his name.

The new end zone facility houses the football locker room, weight room, offices and team areas, as well as 1,000 club level seats, athletic training spaces, retail and dining service facilities.

The 2023 home win against East Carolina matched the 2022 home opener against North Carolina by drawing a stadium-record 40,168 fans, and every home game since the start of the 2022 season has had an attendance figure exceeding 30,000.

In 2022, App State set single-season school and Sun Belt records with an average home crowd of 33,566. The Mountaineers broke the previous league and program records of 30,441 they had established in 2021.

App State also led the Sun Belt Conference in home attendance in 2016, 2017 and 2019.

Kidd Brewer Stadium's official seating capacity was 16,650 in 2007, but several expansion projects, including construction of the 120,000-square-foot App State Athletics Center, have almost doubled the capacity.



### TOP 10 HOME CROWDS

	Atten.	Opponent	Result	Date
T1)	40,168	East Carolina	W, 43-28	Sept. 16, 2023
T1)	40,168	North Carolina	L, 63-61	Sept. 3, 2022
3)	36,752*	ECU (Thurs.)	W, 33-19	Sept. 2, 2021
4)	36,075	Gardner-Webb	W, 45-24	Sept. 2, 2023
5)	35,126	Wake Forest	L, 20-19	Sept. 23, 2017
6)	34,658	#25 Miami	L, 45-10	Sept. 17, 2016
7)	34,406	Troy (GameDay)	W, 32-28	Sept. 17, 2022
8)	34,252	Coastal (Tues.)	L, 27-23	Oct. 10, 2023
9)	33,248	James Madison	L, 32-28	Sept. 24, 2022
10)	32,501	Robert Morris	W, 42-3	Oct. 29, 2022

\*Officially home game in Charlotte's Bank of America Stadium

### KBS RECORDS SINCE 2003

Year	Won	Lost	Tied	Pct.	Year	Won	Lost	Tied	Pct.
2003	5	0	0	1.000	2014	4	2	0	.667
2004	6	0	0	1.000	2015	5	1	0	.833
2005	7	0	0	1.000	2016	5	1	0	.833
2006	9	0	0	1.000	2017	5	1	0	.833
2007	8	1	0	.889	2018	6	0	0	1.000
2008	7	1	0	.875	2019	6	1	0	.857
2009	6	1	0	.857	2020	5	1	0	.833
2010	7	1	0	.875	2021	6	0	0	1.000
2011	6	1	0	.857	2022	5	2	0	.714
2012	4	3	0	.571	2023	2	1	0	.667
2013	2	4	0	.333	<b>FBS</b>	<b>49</b>	<b>10</b>	<b>0</b>	<b>.831</b>
					<b>All-Time</b>	<b>270</b>	<b>80</b>	<b>5</b>	<b>.768</b>

# FBS SUCCESS: 6 BOWL WINS, 4 SUN BELT TITLES

## 2021

RECORD: 10-4



The 30-27 home victory over Coastal Carolina in 2021 helped App State go 7-1 in the Sun Belt and win the East Division title.



App State rushed for 500 yards, including 317 from Cam Peoples, in a 56-28 win over North Texas in the 2020 Myrtle Beach Bowl.

## 2020

RECORD: 9-3

## 2019

RECORD: 13-1



Offensive linemen Ryan Neuzil (left) and Noah Hannon hold up the trophy after a 31-17 win over UAB in the New Orleans Bowl.



Jordan Fehr (center) leads the celebration following App State's 45-38 win against Louisiana in the 2019 Sun Belt title game.

## 2018

RECORD: 11-2



Led by interim head coach Mark Ivey, App State posted a 45-13 win against Middle Tennessee in the New Orleans Bowl.



Team captain MyQuon Stout lifts the trophy following a 30-19 win over Louisiana in the first-ever Sun Belt title game.

## 2017

RECORD: 9-4



App State shut out high-scoring Toledo en route to a 34-0 victory in the Dollar General Bowl in Mobile, Ala.



The Mountaineers clinched a Sun Belt title by closing the regular season with a 63-14 win against Louisiana on Senior Day.

## 2016

RECORD: 10-3




Thanks to a tiebreaking field goal with 5:41 left, App State won 31-28 against Toledo in a return trip to the Camellia Bowl.



Out in Las Cruces, N.M., App State earned a share of its first FBS league title with a win at former Sun Belt foe New Mexico State.

## 2015

RECORD: 11-2



Making its FBS postseason debut, App State kicked a 23-yard FG as time expired in a 31-29 win against Ohio in the Camellia Bowl.

# NATE NOEL

#5 | 4TH-YEAR JR. | RB | 5-10 | 190 | MIAMI, FLA.

- Preseason watch lists for the Reese’s Senior Bowl, the Doak Walker Award and the Maxwell Award
- Has 14 career 100-yard games, including six straight leading up to his injury-shortened appearance against Coastal
- Was No. 2 nationally in rushing yards per game (130.2) and No. 1 in rushes (24.6) with games of 115, 127, 193, 107 and 109 yards before an injury limited him to one carry vs. Coastal and sidelined him vs. ODU
- Opened 2023 with games of 24, 26, 25 and 30 carries after surpassing 20 just once in his first three seasons, with a pre-2023 high of 23 in 2021
- Despite missing three full games in 2022, rushed for a team-high 604 yards and six TDs with an average of 6.9 yards per carry
- In 2021, gave App State a 1,000-yard back for the 10th straight season and the Sun Belt’s leading rusher for the sixth straight year



## GAME-BY-GAME STATISTICS

2020	Rush	Yds	TD	Rec	Yds	TD
Campbell	14	131	1	0	0	0
Arkansas State	4	6	0	0	0	0
at ULM	5	15	0	0	0	0
at Texas State	3	23	0	1	16	0
Georgia State	5	8	0	0	0	0
at Co. Carolina	11	46	0	1	9	0
Troy	12	80	0	0	0	0
Louisiana	12	72	1	0	0	0
at Ga. Southern	13	103	1	0	0	0
vs. North Texas	3	26	0	0	0	0

2021	Rush	Yds	TD	Rec	Yds	TD
East Carolina	15	126	0	1	3	0
at Miami (FL)	16	51	0	2	11	0
Elon	17	73	0	1	4	0
Marshall	20	187	0	1	-3	0
at Georgia State	12	74	1	2	-1	0
at Louisiana	17	42	0	0	0	0
Coastal Carolina	16	82	0	0	0	0
ULM	17	132	1	0	0	0
at Arkansas State	23	122	1	0	0	0
at Troy	15	102	1	1	2	0
Ga. Southern	9	21	0	0	0	0
at Louisiana (SBC)	12	42	0	0	0	0
WKU	3	50	0	0	0	0

2022	Rush	Yds	TD	Rec	Yds	TD
UNC	14	116	2	2	17	0
at Texas A&M			— DNP —			
Troy			— DNP —			
JMU	6	13	1	0	0	0
The Citadel			— DNP —			
at Texas State	5	19	0	10	50	0
Ga. State	15	69	0	2	12	0
Robert Morris	5	88	0	1	5	0

at CCU	6	31	0	3	19	0
at Marshall	18	72	0	2	7	0
ODU	6	25	0	2	1	0
at Ga. Southern	12	171	3	2	34	0

2023	Rush	Yds	TD	Rec	Yds	TD
Gardner-Webb	24	115	1	0	0	0
at UNC	26	127	2	1	9	0
ECU	25	193	1	3	18	0
at Wyoming	30	107	0	2	4	0
at ULM	18	109	0	3	16	0
Coastal	1	1	0	1	4	0
at ODU				— DNP —		

## NATE NOEL'S CAREER STATISTICS

Year	GP/GS	Rush	Yds	Avg.	TD	Rec	Yds	Avg.	TD
2020	10/0	82	510	6.2	3	2	25	12.5	0
2021	14/10	199	1,126	5.7	4	8	16	2.0	0
2022	9/5	87	604	6.9	6	24	145	6.0	0
2023	6/6	124	652	5.3	4	10	51	5.1	0
<b>Totals</b>	<b>39/21</b>	<b>492</b>	<b>2,892</b>	<b>5.9</b>	<b>17</b>	<b>44</b>	<b>237</b>	<b>5.4</b>	<b>0</b>

## NATE NOEL CAREER HIGHS

Rushes	30 (at Wyoming - 23)
Rushing yards	193 (ECU - 23)
Rushing TDs	3 (at Georgia Southern - 2)

## APP STATE CAREER RUSHING LEADERS

1.	5,103	Marcus Cox	901 att.	2013-16
2.	4,804	Kevin Richardson	897 att.	2004-07
3.	4,409	John Settle	891 att.	1983-86
4.	4,361	Armanti Edwards	755 att.	2006-09
5.	3,800	Damon Scott	745 att.	1993-96
6.	3,570	Jalin Moore	519 att.	2015-18
7.	3,472	Chip Hooks	676 att.	1991-94
8.	2,918	Ritchie Melchor	568 att.	1986-89
9.	<b>2,892</b>	<b>Nate Noel</b>	<b>492 att.</b>	<b>2020-23</b>

## 1,000-YARD RUSHERS IN RECENT APP STATE HISTORY

Year	Name(s)	Att.	Yds	Avg.	TDs	Year	Name(s)	Att.	Yds	Avg.	TDs	Year	Name(s)	Att.	Yds	Avg.	TDs
2012	Steven Miller	239	1,368	5.7	11	2016	Jalin Moore	237	1,402	5.9	10	2019	Darrynton Evans	255	1,480	5.8	18
2013	Marcus Cox	245	1,250	5.1	15		Marcus Cox	158	1,015	6.4	9	2020	Camerun Peoples	168	1,124	6.7	12
2014	Marcus Cox	255	1,415	5.5	19	2017	Jalin Moore	183	1,037	5.7	12	2021	Nate Noel	199	1,126	5.7	4
2015	Marcus Cox	243	1,423	5.9	9	2018	Darrynton Evans	179	1,187	6.6	7						

# NICK ROSS

#4 | 5TH-YEAR SR. | SAF | 5-11 | 190 | MARIETTA, GA.

- Leads active App State players with 59 career games played, including 22 career starts, and 204 career tackles
- Switched from strong safety to free safety after the 2022 season, following the arrival of new App State defensive coordinator Scot Sloan
- Led team with 13 tackles in the 2023 opener and added nine more against UNC before intercepting a pass against ECU, then had a team-high 10 stops at ULM
- Had team-leading 73 tackles in 2022 to go with 2.0 tackles for loss, three pass breakups, a forced fumble and an interception (to open the Robert Morris game)
- Also recorded double-digit tackles in wins against Troy (12 stops) and Old Dominion (11 stops)
- As a true freshman in 2019, made one of the biggest plays of App State's historic 13-1 season by returning an interception 20 yards for a touchdown to break a 6-6 tie late in the first half of a 20-15 win at South Carolina



## OFFENSIVE LINE

- Nicknamed "The Bulls," App State's line returns three starters from a group that made the Joe Moore Award Midseason Honor Roll in 2022 after being a top-15 line in 2021, 2019 and 2018
- Isaiah Helms (center), Damion Daley (left guard) and Bucky Williams (right guard) started together in the last six games of 2022 and have thrived in Boone
- Helms has played 53 NCAA games, with starts in all 32 of his App State game appearances since leaving Western Carolina, and Daley has 46 FBS game appearances (33 starts at App State after being at Colorado State/Georgia Military College)
- Williams has played in 54 NCAA games (with 47 combined starts at App State/Austin Peay)
- Facing a UNC defense that had nine sacks and allowed minus-2 rushing yards against South Carolina, didn't allow any sacks and helped App State rush for 2019 yards, then contributed to 239 rushing yards against ECU
- Five former App State linemen participated in NFL camps in August



2023-24 App State Football  
Game Results  
All games

Team Results

	Date	Opponent		Score	Overall	Conf	Time	Attend
	09/02/2023	Gardner-Webb	W	45-24	1-0	0-0	3:11	36075
	09/09/2023	at North Carolina	Lot2	34-40	1-1	0-0	3:38	50500
	09/16/2023	East Carolina	W	43-28	2-1	0-0	3:55	40168
	09/23/2023	at Wyoming	L	19-22	2-2	0-0	3:22	21169
*	09/30/2023	at ULM	W	41-40	3-2	1-0	3:21	19919
*	10/10/2023	Coastal Carolina	L	24-27	3-3	1-1	3:28	34252
*	10/21/2023	at Old Dominion	L	21-28	3-4	1-2	3:26	20017



2023-24 App State Football  
Overall Team Statistics  
All games

Team Statistics

	APP	OPP
<b>Scoring</b>	<b>227</b>	<b>209</b>
Points per game	32.4	29.9
Points Off Turnovers	38	34
<b>First Downs</b>	<b>169</b>	<b>135</b>
Rushing	63	69
Passing	91	60
Penalty	15	6
<b>Rushing Yardage</b>	<b>1257</b>	<b>1352</b>
Yards gained rushing	1355	1518
Yards lost rushing	98	166
Rushing attempts	281	253
Average per rush	4.5	5.3
Average per game	179.6	193.1
TDs Rushing	9	16
<b>Passing Yardage</b>	<b>1855</b>	<b>1450</b>
Comp-Att-Int	146-238-5	130-204-7
Average per pass	7.8	7.1
Average per catch	12.7	11.2
Average per game	265.0	207.1
TDs Passing	17	8
<b>Total offense</b>	<b>3112</b>	<b>2802</b>
Total plays	519	457
Average per play	6.0	6.1
Average per game	444.6	400.3
<b>Kick returns: #-Yards</b>	<b>14-360</b>	<b>12-234</b>
<b>Punt returns: #-Yards</b>	<b>1-23</b>	<b>8-58</b>
<b>Int returns: #-Yards</b>	<b>7-104</b>	<b>5-38</b>
<b>Kick return average</b>	<b>25.7</b>	<b>19.5</b>
<b>Punt return average</b>	<b>23.0</b>	<b>7.3</b>
<b>Int return average</b>	<b>14.9</b>	<b>7.6</b>
<b>Fumbles-Lost</b>	<b>14-5</b>	<b>2-2</b>
<b>Penalties-Yards</b>	<b>32-275</b>	<b>51-498</b>
Average per game	39.3	71.1
<b>Punts-Yards</b>	<b>26-1013</b>	<b>32-1309</b>
Average per punt	39.0	40.9
Net punt average	36.0	38.9
<b>Kickoffs-Yards</b>	<b>43-2599</b>	<b>37-2233</b>
Average per kick	60.4	60.4
Net kick average	40.6	37.2
<b>Time of possession / game</b>	<b>31:21</b>	<b>27:55</b>
<b>3rd-down conversion</b>	<b>42/100</b>	<b>36/88</b>
3rd-down pct	42%	41%
<b>4rd-down conversion</b>	<b>12/18</b>	<b>5/11</b>



**2023-24 App State Football  
Overall Team Statistics  
All games**

	<b>APP</b>	<b>OPP</b>
4rd-down pct	67%	45%
<b>Sacks by-Yards</b>	<b>18-131</b>	<b>6-20</b>
<b>Misc Yards</b>	<b>0</b>	<b>0</b>
<b>Touchdowns scored</b>	<b>28</b>	<b>27</b>
<b>Field goals - attempts</b>	<b>11-14</b>	<b>7-8</b>
<b>On-Side kicks</b>	<b>0-0</b>	<b>0-0</b>
<b>Red-zone scores</b>	<b>(24-28) 86%</b>	<b>(23-27) 85%</b>
<b>Red-zone touchdowns</b>	<b>(17-28) 61%</b>	<b>(18-27) 67%</b>
<b>PAT-attempts</b>	<b>(26-26) 100%</b>	<b>(22-23) 96%</b>
<b>2-point conversion-attempts</b>	<b>(0-2) 0%</b>	<b>(2-4) 50%</b>
<b>Attendance</b>	<b>110495</b>	<b>111605</b>
Games / Avg per game	3/36832	4/27901
Neutral site games	-	0/0

**Score by Periods**

<b>Team</b>	<b>1st</b>	<b>2nd</b>	<b>3rd</b>	<b>4th</b>	<b>OT</b>	<b>TOT</b>
App State	44	60	65	51	7	227
Opponents	35	75	53	33	13	209



**2023-24 App State Football  
Team Game-by-Game Comparison  
All games**

<b>Opponent</b>	<b>Score</b>	<b>First Downs</b>				<b>Pen</b>	<b>Rushing Number-Yards</b>	<b>Passing</b>		<b>Total Offense Plays-Yards</b>	<b>Return Yards</b>	<b>Turn- Overs</b>
		<b>Total</b>	<b>Rush</b>	<b>Pass</b>	<b>Comp-Att.-Int</b>			<b>Yards</b>				
Gardner-Webb	45-24	23 / 19	9 / 8	12 / 11	2 / 0	43-147 / 30-139	18-24-0 / 30-46-2	247 / 221	67-394 / 76-360	94 / 48	0 / 3	
North Carolina	34-40	30 / 27	11 / 18	16 / 7	3 / 2	44-219 / 45-319	22-43-1 / 21-30-0	275 / 208	87-494 / 75-527	41 / 7	1 / 0	
East Carolina	43-28	23 / 14	11 / 7	11 / 7	1 / 0	45-239 / 27-99	17-29-1 / 19-33-3	241 / 161	74-480 / 60-260	104 / 90	2 / 3	
Wyoming	19-22	27 / 7	11 / 6	13 / 1	3 / 0	50-217 / 27-177	22-40-1 / 5-15-1	200 / 31	90-417 / 42-208	58 / 7	2 / 1	
ULM	41-40	28 / 22	9 / 10	16 / 10	3 / 2	37-201 / 40-203	27-39-2 / 18-27-1	335 / 268	76-536 / 67-471	66 / 66	4 / 2	
Coastal Carolina	24-27	18 / 25	6 / 11	9 / 13	3 / 1	26-111 / 45-196	18-31-0 / 19-28-0	305 / 373	57-416 / 73-569	26 / 66	1 / 0	
Old Dominion	21-28	20 / 21	6 / 9	14 / 11	0 / 1	36-123 / 39-219	22-32-0 / 18-25-0	252 / 188	68-375 / 64-407	98 / 48	0 / 0	
<b>Totals</b>	<b>227-209</b>	<b>169 / 135</b>	<b>63 / 69</b>	<b>91 / 60</b>	<b>15 / 6</b>	<b>281-1257 / 253-1352</b>	<b>146-238-5 / 130-204-7</b>	<b>1855 / 1450</b>	<b>519-3112 / 457-2802</b>	<b>487 / 332</b>	<b>10 / 9</b>	

<b>Opponents</b>	<b>3rd Down Conversion</b>	<b>4th Down Conversion</b>	<b>Time of Possession</b>	<b>TOP Margin</b>	<b>Avg Yds/Rush</b>	<b>Avg Yds/Pass</b>	<b>Avg Yds/Play</b>	<b>Punting Number-Avg</b>	<b>Penalties Number-Yards</b>	<b>Sacks</b>
Gardner-Webb	4-13 / 8-18	3-3 / 2-3	31:42 / 28:18	03:24	3.4 / 4.6	10.3 / 4.8	5.9 / 4.7	4-39.8 / 4-31.3	2-20.0 / 5-50.0	0 / 2
North Carolina	8-16 / 8-13	2-3 / 0-1	33:39 / 26:21	07:18	5.0 / 7.1	6.4 / 6.9	5.7 / 7.0	2-37.0 / 2-45.0	7-70.0 / 5-60.0	2 / 0
East Carolina	7-14 / 3-10	0-1 / 0-1	27:13 / 28:33	-01:20	5.3 / 3.7	8.3 / 4.9	6.5 / 4.3	3-39.3 / 5-42.8	4-25.0 / 11-80.0	4 / 1
Wyoming	10-19 / 3-12	0-1 / 0-0	40:25 / 19:35	20:50	4.3 / 6.6	5.0 / 2.1	4.6 / 5.0	4-40.8 / 8-44.9	2-15.0 / 8-65.0	3 / 1
ULM	7-13 / 3-11	1-2 / 2-3	30:04 / 29:04	01:00	5.4 / 5.1	8.6 / 9.9	7.1 / 7.0	3-40.3 / 5-39.2	6-48.0 / 5-57.0	3 / 1
Coastal Carolina	3-11 / 6-12	2-4 / 0-2	24:21 / 35:39	-11:18	4.3 / 4.4	9.8 / 13.3	7.3 / 7.8	4-41.3 / 3-35.3	6-60.0 / 9-108.0	1 / 0
Old Dominion	3-14 / 5-12	4-4 / 1-1	32:06 / 27:54	04:12	3.4 / 5.6	7.9 / 7.5	5.5 / 6.4	6-35.5 / 5-43.8	5-37.0 / 8-78.0	5 / 1
<b>Totals</b>	<b>42-100 / 36-88</b>	<b>12-18 / 5-11</b>	<b>219:30 / 195:24</b>	<b>24:06</b>	<b>4.5 / 5.3</b>	<b>7.8 / 7.1</b>	<b>6.0 / 6.1</b>	<b>26-39.0 / 32-40.9</b>	<b>32-275.0 / 51-498.0</b>	<b>18 / 6</b>

Note: Game totals are displayed in the format TEAM/OPPONENT for each category



**2023-24 App State Football  
Individual Statistics  
All games**

**Rushing**

Player	gp	att	gain	loss	net	avg	td	lg	avg/g
Nate Noel	6	124	660	8	652	5.3	4	68	108.7
Kanye Roberts	7	56	282	7	275	4.9	2	35	39.3
Maquel Haywood	7	41	169	8	161	3.9	0	20	23.0
Joey Aguilar	7	39	179	27	152	3.9	2	25	21.7
Ahmani Marshall	7	10	45	2	43	4.3	1	11	6.1
Dashaun Davis	7	1	10	0	10	10.0	0	10	1.4
Ryan Burger	1	4	10	20	-10	-2.5	0	10	-10.0
Milan Tucker	7	2	0	13	-13	-6.5	0	0	-1.9
Team	7	4	0	13	-13	-3.3	0	0	-1.9
<b>Total</b>	<b>7</b>	<b>281</b>	<b>1355</b>	<b>98</b>	<b>1257</b>	<b>4.5</b>	<b>9</b>	<b>68</b>	<b>179.6</b>
<b>Opponents</b>	<b>7</b>	<b>253</b>	<b>1518</b>	<b>166</b>	<b>1352</b>	<b>5.3</b>	<b>16</b>	<b>75</b>	<b>193.1</b>

**Passing**

Player	gp	effic	comp-att-int	pct	yds	td	lg	avg/g
Joey Aguilar	7	146.7	139-226-5	61.5	1782	16	69	254.6
Ryan Burger	1	149.4	7-11-0	63.6	73	1	24	73.0
Team	7	0.0	0-1-0	0.0	0	0	0	0.0
<b>Total</b>	<b>7</b>	<b>146.2</b>	<b>146-238-5</b>	<b>61.3</b>	<b>1855</b>	<b>17</b>	<b>69</b>	<b>265.0</b>
<b>Opponents</b>	<b>7</b>	<b>129.5</b>	<b>130-204-7</b>	<b>63.7</b>	<b>1450</b>	<b>8</b>	<b>63</b>	<b>207.1</b>

**Receiving**

Player	gp	no.	yds	avg	td	lg	avg/g
Kaedin Robinson	7	32	430	13.4	4	34	61.4
Dashaun Davis	7	19	232	12.2	2	34	33.1
Christan Horn	7	19	291	15.3	3	52	41.6
Eli Wilson	7	15	138	9.2	2	32	19.7
Milan Tucker	7	13	203	15.6	1	69	29.0
Dalton Stroman	7	12	202	16.8	2	43	28.9
Nate Noel	6	10	51	5.1	0	15	8.5
Makai Jackson	7	9	164	18.2	0	67	23.4
David Larkins	5	7	48	6.9	3	15	9.6
Kanye Roberts	7	5	40	8.0	0	18	5.7
Michael Hetzel	7	3	32	10.7	0	22	4.6
Miller Gibbs	4	2	24	12.0	0	19	6.0
<b>Total</b>	<b>7</b>	<b>146</b>	<b>1855</b>	<b>12.7</b>	<b>17</b>	<b>69</b>	<b>265.0</b>
<b>Opponents</b>	<b>7</b>	<b>130</b>	<b>1450</b>	<b>11.2</b>	<b>8</b>	<b>63</b>	<b>207.1</b>

**Punt Returns**

Player	no.	yds	avg	td	lg
Kaedin Robinson	1	23	23.0	0	23
<b>Total</b>	<b>1</b>	<b>23</b>	<b>23.0</b>	<b>0</b>	<b>23</b>
<b>Opponents</b>	<b>8</b>	<b>58</b>	<b>7.3</b>	<b>0</b>	<b>16</b>

**Interceptions**

Player	no.	yds	avg	td	lg
Tyrek Funderburk	2	41	20.5	2	23
Nick Ross	1	0	0.0	0	0
Jackson Greene	1	25	25.0	0	25
Jack Scroggs	1	12	12.0	0	12
Jordan Favors	1	0	0.0	0	0
Omari Philyaw	1	26	26.0	0	26
<b>Total</b>	<b>7</b>	<b>104</b>	<b>14.9</b>	<b>2</b>	<b>26</b>
<b>Opponents</b>	<b>5</b>	<b>38</b>	<b>7.6</b>	<b>1</b>	<b>20</b>

**Kick Returns**

Player	no.	yds	avg	td	lg
Milan Tucker	13	351	27.0	0	48
Makai Jackson	1	9	9.0	0	9
<b>Total</b>	<b>14</b>	<b>360</b>	<b>25.7</b>	<b>0</b>	<b>48</b>
<b>Opponents</b>	<b>12</b>	<b>234</b>	<b>19.5</b>	<b>0</b>	<b>31</b>

**Fumble Returns**

Player	no.	yds	avg	td	lg
Montez Kelley	1	0	0.0	0	0
DeAndre Dingle-Prince	1	0	0.0	0	0
<b>Total</b>	<b>2</b>	<b>0</b>	<b>0.0</b>	<b>0</b>	<b>0</b>
<b>Opponents</b>	<b>5</b>	<b>2</b>	<b>0.4</b>	<b>1</b>	<b>2</b>



**2023-24 App State Football  
Individual Statistics  
All games**

**Scoring**

Player	td	fg	PAT				dxp	saf	pts
			kick	rush	rcv	pass			
Michael Hughes	-	11-14	26-26	-	-	-	-	-	59
Nate Noel	4	-	-	-	-	-	-	-	24
Kaedin Robinson	4	-	-	-	-	-	-	-	24
Christan Horn	3	-	-	-	-	-	-	-	18
David Larkins	3	-	-	-	-	-	-	-	18
Dashaun Davis	2	-	-	-	-	-	-	-	12
Tyrek Funderburk	2	-	-	-	-	-	-	-	12
Eli Wilson	2	-	-	-	-	-	-	-	12
Dalton Stroman	2	-	-	-	-	-	-	-	12
Kanye Roberts	2	-	-	-	-	-	-	-	12
Joey Aguilar	2	-	-	-	-	-	-	-	12
Milan Tucker	1	-	-	-	-	-	-	-	6
Ahmani Marshall	1	-	-	-	-	-	-	-	6
<b>Total</b>	<b>28</b>	<b>11-14</b>	<b>26-26</b>	<b>0</b>	<b>0</b>	<b>0</b>	<b>0</b>	<b>0</b>	<b>227</b>
<b>Opponents</b>	<b>27</b>	<b>7-8</b>	<b>22-23</b>	<b>0</b>	<b>2</b>	<b>2</b>	<b>0</b>	<b>0</b>	<b>209</b>

**Total Offense**

Player	g	plays	rush	pass	total	avg/g
Joey Aguilar	7	265	152	1782	1934	276.3
Nate Noel	6	124	652	0	652	108.7
Kanye Roberts	7	56	275	0	275	39.3
Maquel Haywood	7	41	161	0	161	23.0
Ryan Burger	1	15	-10	73	63	63.0
Ahmani Marshall	7	10	43	0	43	6.1
Dashaun Davis	7	1	10	0	10	1.4
Milan Tucker	7	2	-13	0	-13	-1.9
Team	7	0	-13	0	-13	-1.9
<b>Total</b>	<b>7</b>	<b>519</b>	<b>1257</b>	<b>1855</b>	<b>3112</b>	<b>444.6</b>
<b>Opponents</b>	<b>7</b>	<b>457</b>	<b>1352</b>	<b>1450</b>	<b>2802</b>	<b>400.3</b>

**Punting**

Player	no.	yds	avg	lg	tb	fc	i20	50+	blk
Mitchell Lake	26	1013	39.0	56	1	9	9	2	0
<b>Total</b>	<b>26</b>	<b>1013</b>	<b>39.0</b>	<b>56</b>	<b>1</b>	<b>9</b>	<b>9</b>	<b>2</b>	<b>0</b>
<b>Opponents</b>	<b>32</b>	<b>1309</b>	<b>40.9</b>	<b>61</b>	<b>2</b>	<b>17</b>	<b>8</b>	<b>6</b>	<b>0</b>

**Field Goals**

Player	fg	pct.	01-19	20-29	30-39	40-49	50-99	lg	blk
Michael Hughes	11-14	78.6	0-0	5-5	2-2	2-5	2-2	54	1
<b>Opponents</b>	<b>7-8</b>	<b>87.5</b>	<b>0-0</b>	<b>1-1</b>	<b>3-4</b>	<b>3-3</b>	<b>0-0</b>	<b>47</b>	<b>0</b>

**Kickoffs**

Player	no.	yds	avg	tb	ob	retn	net	ydIn
Michael Hughes	43	2599	60.4	17	1			
<b>Total</b>	<b>43</b>	<b>2599</b>	<b>60.4</b>	<b>17</b>	<b>1</b>	<b>12</b>	<b>40.6</b>	<b>24</b>
<b>Opponents</b>	<b>37</b>	<b>2233</b>	<b>60.4</b>	<b>21</b>	<b>2</b>	<b>14</b>	<b>37.2</b>	<b>27</b>

**FG Sequence**

Team Name	App State	Opponents
Gardner-Webb	44,(43)	(37)
North Carolina	47,(46),(33)	(47),(31),39
East Carolina	(36)	
Wyoming	(25),(28),(20),(50),47	
ULM	(28),(54)	
Coastal Carolina	(29)	(33),(24)
Old Dominion		(47),(46)

Numbers in parentheses indicate field goal was made

**All Purpose**

Player	g	rush	rcv	pr	kr	ir	total	avg/g
Nate Noel	6	652	51	0	0	0	703	117.2
Milan Tucker	7	-13	203	0	351	0	541	77.3
Kaedin Robinson	7	0	430	23	0	0	453	64.7
Kanye Roberts	7	275	40	0	0	0	315	45.0
Christan Horn	7	0	291	0	0	0	291	41.6
Dashaun Davis	7	10	232	0	0	0	242	34.6
Dalton Stroman	7	0	202	0	0	0	202	28.9
Makai Jackson	7	0	164	0	9	0	173	24.7
Maquel Haywood	7	161	0	0	0	0	161	23.0
Joey Aguilar	7	152	0	0	0	0	152	21.7
Eli Wilson	7	0	138	0	0	0	138	19.7
David Larkins	5	0	48	0	0	0	48	9.6
Ahmani Marshall	7	43	0	0	0	0	43	6.1
Tyrek Funderburk	7	0	0	0	0	41	41	5.9
Michael Hetzel	7	0	32	0	0	0	32	4.6
Omar Philyaw	5	0	0	0	0	26	26	5.2
Jackson Greene	7	0	0	0	0	25	25	3.6
Miller Gibbs	4	0	24	0	0	0	24	6.0
Jack Scroggs	5	0	0	0	0	12	12	2.4
Ryan Burger	1	-10	0	0	0	0	-10	-10.0
Team	7	-13	0	0	0	0	-13	-1.9
<b>Total</b>	<b>7</b>	<b>1257</b>	<b>1855</b>	<b>23</b>	<b>360</b>	<b>104</b>	<b>3599</b>	<b>514.1</b>
<b>Opponents</b>	<b>7</b>	<b>1352</b>	<b>1450</b>	<b>58</b>	<b>234</b>	<b>38</b>	<b>3132</b>	<b>447.4</b>



**2023-24 App State Football  
Overall Defense Statistics  
All games**

**Team Defense**

##	Player	gp	Tackles			tfl/yds	Sacks no-yds	Pass defense			Fumbles		blkd	
			ua	a	tot			int-yds	brup	qbh	fr-yds	ff	kick	saf
7	Andrew Parker Jr.	7	28	31	59	2.5-20	2-19	.	1	2	.	.	.	.
4	Nick Ross	7	23	30	53	2-7	0.5-3	1-0	2	1	.	.	.	.
33	Derrell Farrar	7	14	21	35	2-4	0.5-3	.	.	2	.	.	.	.
19	Ethan Johnson	7	20	8	28	1.5-2	.	.	4	.	.	.	.	.
90	Nate Johnson	7	11	15	26	6-51	5-50	.	1	3	.	.	.	.
11	Jordan Favors	7	16	8	24	2.5-6	.	1-0	3	2	.	1	1	.
2	Tyrek Funderburk	7	11	11	22	1.5-5	0.5-4	2-41	3	.	.	.	.	.
26	Caden Sullivan	7	13	9	22	2-3	.	.	.	1	.	.	.	.
12	Shawn Collins	7	4	15	19	2.5-5	1.5-4	.	.	6	.	.	.	.
56	Kyle Arnholt	7	9	9	18	1-1	1-1	.	.	1	.	.	.	.
91	Markus Clark	7	3	12	15	2-10	1-7	.	.	3	.	.	.	.
29	Santana Hopper	7	7	7	14	1.5-10	1.5-10	.	.	.	.	.	.	.
50	DeAndre Dingle-Prince	7	4	9	13	1-1	.	.	.	.	1-0	.	.	.
15	Thomas Davis	7	6	5	11	0.5-1	0.5-1	.	.	1	.	.	.	.
27	Ronald Clarke	6	2	9	11	0.5-0	.	.	1	.	.	.	.	.
5	Michael Fletcher	7	5	6	11	1-6	1-6	.	1	5	.	.	.	.
9	Jarrett Paul	6	8	3	11	.	.	.	.	.	.	.	.	.
97	Kevin Abrams-Verwayne	7	4	6	10	2-2	0.5-1	.	.	1	.	1	.	.
8	Brendan Harrington	2	7	3	10	2.5-8	1-5	.	.	1	.	.	.	.
17	Jalik Thomas	7	4	3	7	.	.	.	1	.	.	.	.	.
25	Jackson Greene	7	4	3	7	1-1	.	1-25	.	.	.	.	.	.
95	Montez Kelley	6	2	5	7	0.5-3	0.5-3	.	.	.	1-0	.	.	.
37	Andre Hamilton	7	.	4	4	.	.	.	.	.	.	.	.	.
16	Omari Philyaw	5	4	.	4	.	.	1-26	.	.	.	.	.	.
35	Jack Scroggs	5	1	3	4	.	.	1-12	.	.	.	.	.	.
88	Donovan Spellman	6	1	3	4	.	.	.	.	.	.	.	.	.
44	Brodrick Gooch	7	1	2	3	1-14	1-14	.	.	.	.	.	.	.
0	Milan Tucker	7	2	.	2	.	.	.	.	.	.	.	.	.
13	Christan Horn	7	1	1	2	.	.	.	.	.	.	.	.	.
42	Christian Johnstone	7	1	1	2	.	.	.	.	.	.	.	.	.
24	Cahari Haynes	3	2	.	2	.	.	.	.	.	.	.	.	.
14	Kanye Roberts	7	1	1	2	.	.	.	.	.	.	.	.	.
45	Trevor Moffitt	5	2	.	2	1-2	.	.	.	.	.	.	.	.
36	Kevon Haigler	7	.	1	1	.	.	.	.	.	.	.	.	.
6	EJ Jackson	2	.	1	1	.	.	.	.	.	.	.	.	.
5	Nate Noel	6	.	1	1	.	.	.	.	.	.	.	.	.
6	Dashaun Davis	7	1	.	1	.	.	.	.	.	.	.	.	.
87	Eli Wilson	7	1	.	1	.	.	.	.	.	.	.	.	.
13	Trenton Alan Yowe	7	1	.	1	.	.	.	.	.	.	.	.	.
3	Ahmani Marshall	7	.	1	1	.	.	.	.	.	.	.	.	.
21	DJ Burks	7	.	1	1	.	.	.	.	.	.	.	.	.
<b>Totals</b>		<b>7</b>	<b>224</b>	<b>250</b>	<b>474</b>	<b>38-162</b>	<b>18-131</b>	<b>7-104</b>	<b>17</b>	<b>29</b>	<b>2-0</b>	<b>2</b>	<b>1</b>	<b>0</b>
Opponents		7	250	282	532	22-73	6-20	5-38	31	33	5-2	7	1	0



2023-24 App State Football  
Passing Game-by-Game  
All games

Page 1/1  
as of Oct 22, 2023

#4 Joey Aguilar	Comp	Att	Int	Pct	Yards	TD	Long	Sacked	Effic.
Gardner-Webb	11	13	0	84.6	174	4	43	0-0	298.6
North Carolina	22	43	1	51.2	275	2	34	0-0	115.6
East Carolina	17	29	1	58.6	241	3	35	1-4	155.7
Wyoming	22	40	1	55.0	200	0	23	1-3	92.0
ULM	27	39	2	69.2	335	3	52	1-3	156.5
Coastal Carolina	18	31	0	58.1	305	2	69	0-0	162.0
Old Dominion	22	31	0	71.0	252	2	28	1-2	160.5
<b>Totals</b>	<b>139</b>	<b>226</b>	<b>5</b>	<b>61.5</b>	<b>1782</b>	<b>16</b>	<b>69</b>	<b>4-12</b>	<b>146.7</b>

#18 Ryan Burger	Comp	Att	Int	Pct	Yards	TD	Long	Sacked	Effic.
Gardner-Webb	7	11	0	63.6	73	1	24	2-8	149.4
<b>Totals</b>	<b>7</b>	<b>11</b>	<b>0</b>	<b>63.6</b>	<b>73</b>	<b>1</b>	<b>24</b>	<b>2-8</b>	<b>149.4</b>



2023-24 App State Football  
Rushing/Receiving Game-by-Game  
All games

Page 1/1  
as of Oct 22, 2023

**Rushing**

Player	No-Yds/TD	GW	UNC	ECU	UW	ULM	CCU	ODU
Nate Noel	124-652/4	24-115/1	26-127/2	25-193/1	30-107/0	18-109/0	1-1/0	DNP
Kanye Roberts	56-275/2	-	-	6-42/1	6-59/0	7-17/1	11-48/0	26-109/0
Maquel Haywood	41-161/0	11-45/0	10-42/0	5-0/0	8-31/0	-	6-41/0	1-2/0
Joey Aguilar	39-152/2	3-8/0	6-42/0	6-13/1	6-20/0	7-49/0	3-6/0	8-14/1
Ahmani Marshall	10-43/1	-	-	-	-	4-30/0	5-15/1	1--2/0
Ryan Burger	4--10/0	4--10/0	DNP	DNP	DNP	DNP	DNP	DNP
Milan Tucker	2--13/0	1--11/0	1--2/0	-	-	-	-	-
Dashaun Davis	1-10/0	-	1-10/0	-	-	-	-	-

**Receiving**

Player	No-Yds/TD	GW	UNC	ECU	UW	ULM	CCU	ODU
Kaedin Robinson	32-430/4	4-64/1	2-33/0	4-57/1	3-51/0	10-112/1	2-10/0	7-103/1
Christan Horn	19-291/3	4-50/1	2-9/0	2-24/0	1-11/0	6-124/2	1-13/0	3-60/0
Dashaun Davis	19-232/2	3-36/1	7-117/1	-	4-27/0	1-21/0	1-21/0	3-10/0
Eli Wilson	15-138/2	2-15/1	2-18/1	-	4-29/0	2-13/0	3-41/0	2-22/0
Milan Tucker	13-203/1	1-6/0	3-26/0	2-51/1	3-31/0	1-10/0	2-78/0	1-1/0
Dalton Stroman	12-202/2	2-49/1	2-34/0	1-17/0	2-24/0	2-31/0	2-35/1	1-12/0
Nate Noel	10-51/0	-	1-9/0	3-18/0	2-4/0	3-16/0	1-4/0	DNP
Makai Jackson	9-164/0	-	2-10/0	2-43/0	2-17/0	1-4/0	1-67/0	1-23/0
David Larkins	7-48/3	DNP	DNP	3-31/1	-	1-4/0	2-8/1	1-5/1
Kanye Roberts	5-40/0	-	-	-	1-6/0	-	1-18/0	3-16/0
Michael Hetzel	3-32/0	1-22/0	-	-	-	-	2-10/0	-
Miller Gibbs	2-24/0	1-5/0	1-19/0	DNP	DNP	DNP	-	-



**2023-24 App State Football  
Total Tackles Game-by-Game  
All games**

**Total Tackles**

Player	S-A	Total	GW	UNC	ECU	UW	ULM	CCU	ODU
Andrew Parker Jr.	28-31	59	3-7	8-4	3-4	3-0	4-5	5-7	2-4
Nick Ross	23-30	53	2-11	4-5	2-1	1-1	5-5	2-4	7-3
Derrell Farrar	14-21	35	0-4	2-2	4-4	3-1	3-1	0-5	2-4
Ethan Johnson	20-8	28	3-1	5-0	2-0	0-1	4-1	4-5	2-0
Nate Johnson	11-15	26	1-3	0-2	1-2	1-0	2-1	2-5	4-2
Jordan Favors	16-8	24	2-3	3-0	2-0	2-1	3-3	3-0	1-1
Caden Sullivan	13-9	22	-	2-0	2-2	2-0	1-4	6-3	-
Tyrek Funderburk	11-11	22	3-3	1-2	2-0	0-2	2-1	3-2	0-1
Shawn Collins	4-15	19	1-2	0-1	1-1	1-1	1-1	0-5	0-4
Kyle Arnholt	9-9	18	1-3	1-1	3-2	-	2-3	1-0	1-0
Markus Clark	3-12	15	0-2	-	1-3	1-0	0-3	1-1	0-3
Santana Hopper	7-7	14	1-2	2-1	0-1	1-0	-	1-1	2-2
DeAndre Dingle-Prince	4-9	13	0-2	-	0-2	2-0	0-2	1-2	1-1
Jarrett Paul	8-3	11	3-1	3-0	0-1	0-1	-	2-0	DNP
Thomas Davis	6-5	11	1-0	2-1	-	2-1	1-1	0-2	-
Michael Fletcher	5-6	11	0-2	3-0	-	1-0	0-1	1-0	0-3
Ronald Clarke	2-9	11	0-3	0-1	-	-	DNP	0-2	2-3
Brendan Harrington	7-3	10	3-1	4-2	DNP	DNP	DNP	DNP	DNP
Kevin Abrams-Verwayne	4-6	10	2-0	0-1	1-1	1-1	0-1	0-1	0-1
Jalik Thomas	4-3	7	-	0-1	-	-	0-1	-	4-1
Jackson Greene	4-3	7	2-0	2-1	0-1	-	-	0-1	-
Montez Kelley	2-5	7	0-1	-	-	0-2	DNP	1-1	1-1
Omari Philyaw	4-0	4	DNP	2-0	-	DNP	-	2-0	-
Jack Scroggs	1-3	4	1-3	DNP	DNP	-	-	-	-
Donovan Spellman	1-3	4	0-1	-	0-1	1-0	0-1	DNP	-
Andre Hamilton	0-4	4	-	-	-	0-1	0-2	0-1	-
Brodrick Gooch	1-2	3	-	-	1-1	-	-	0-1	-
Milan Tucker	2-0	2	-	-	-	-	-	-	2-0
Cahari Haynes	2-0	2	DNP	DNP	DNP	DNP	1-0	1-0	-
Trevor Moffitt	2-0	2	-	DNP	DNP	1-0	-	-	1-0
Christan Horn	1-1	2	-	0-1	-	-	1-0	-	-
Kanye Roberts	1-1	2	-	-	-	-	1-1	-	-
Christian Johnstone	1-1	2	-	-	-	0-1	-	-	1-0
Dashaun Davis	1-0	1	-	-	-	1-0	-	-	-
Trenton Alan Yowe	1-0	1	-	-	-	-	-	-	1-0
Eli Wilson	1-0	1	-	-	-	-	1-0	-	-
Ahmani Marshall	0-1	1	-	-	-	-	-	0-1	-
Nate Noel	0-1	1	-	0-1	-	-	-	-	DNP
EJ Jackson	0-1	1	DNP	0-1	DNP	-	DNP	DNP	DNP
DJ Burks	0-1	1	0-1	-	-	-	-	-	-
Kevon Haigler	0-1	1	-	-	0-1	-	-	-	-



**2023-24 App State Football  
Sacks Game-by-Game  
All games**

Player	UA-A	Total	GW	UNC	ECU	UW	ULM	CCU	ODU
Nate Johnson	5-0	5	-	-	1-15	1-14	1-7	-	2-14
Andrew Parker Jr.	2-0	2	-	-	1-11	1-8	-	-	-
Shawn Collins	1-1	1.5	-	-	-	0.5-3	1-1	-	-
Santana Hopper	1-1	1.5	-	-	-	-	-	-	1.5-10
Michael Fletcher	1-0	1	-	1-6	-	-	-	-	-
Brendan Harrington	1-0	1	-	1-5	DNP	DNP	DNP	DNP	DNP
Brodrick Gooch	1-0	1	-	-	1-14	-	-	-	-
Kyle Arnholt	1-0	1	-	-	-	-	-	-	1-1
Markus Clark	1-0	1	-	-	1-7	-	-	-	-
Tyrek Funderburk	0-1	0.5	-	-	-	-	0.5-4	-	-
Nick Ross	0-1	0.5	-	-	-	-	0.5-3	-	-
Thomas Davis	0-1	0.5	-	-	-	-	-	0.5-1	-
Derrell Farrar	0-1	0.5	-	-	-	-	-	-	0.5-3
Montez Kelley	0-1	0.5	-	-	-	0.5-3	DNP	-	-
Kevin Abrams-Verwayne	0-1	0.5	-	-	-	-	-	0.5-1	-



**2023-24 App State Football  
Tackles For Loss Game-by-Game  
All games**

Player	UA-A	Total	GW	UNC	ECU	UW	ULM	CCU	ODU
Nate Johnson	5-2	6.0	-	-	1.5-16	1.0-14	1.0-7	0.5-0	2.0-14
Andrew Parker Jr.	2-1	2.5	-	-	1.5-12	1.0-8	-	-	-
Brendan Harrington	2-1	2.5	1.0-2	1.5-6	DNP	DNP	DNP	DNP	DNP
Jordan Favors	2-1	2.5	-	1.0-2	-	-	0.5-0	1.0-4	-
Shawn Collins	2-1	2.5	1.0-1	-	-	0.5-3	1.0-1	-	-
Markus Clark	2-0	2.0	-	-	1.0-7	-	-	1.0-3	-
Nick Ross	1-2	2.0	-	0.5-0	-	-	1.5-7	-	-
Caden Sullivan	1-2	2.0	-	-	-	-	0.5-1	1.5-2	-
Derrell Farrar	1-2	2.0	-	-	0.5-0	-	1.0-1	-	0.5-3
Kevin Abrams-Verwayne	1-2	2.0	1.0-1	-	0.5-0	-	-	0.5-1	-
Tyrek Funderburk	1-1	1.5	-	-	-	-	1.5-5	-	-
Ethan Johnson	1-1	1.5	-	1.0-1	-	-	-	0.5-1	-
Santana Hopper	1-1	1.5	-	-	-	-	-	-	1.5-10
Michael Fletcher	1-0	1.0	-	1.0-6	-	-	-	-	-
Jackson Greene	1-0	1.0	-	1.0-1	-	-	-	-	-
Brodrick Gooch	1-0	1.0	-	-	1.0-14	-	-	-	-
Trevor Moffitt	1-0	1.0	-	DNP	DNP	1.0-2	-	-	-
DeAndre Dingle-Prince	1-0	1.0	-	-	-	-	-	1.0-1	-
Kyle Arnholt	1-0	1.0	-	-	-	-	-	-	1.0-1
Thomas Davis	0-1	0.5	-	-	-	-	-	0.5-1	-
Ronald Clarke	0-1	0.5	-	-	-	-	DNP	0.5-0	-
Montez Kelley	0-1	0.5	-	-	-	0.5-3	DNP	-	-



**2023-24 App State Football  
Team Game-by-Game  
All games**

Date	Opponent	Rushing				Receiving				Passing				Kick Returns				Punt Returns				tot off		
		no.	yds	td	lg	no.	yds	td	lg	cmp	att	int	yds	td	lg	no.	yds	td	lg	no.	yds		td	lg
09/02/2023	Gardner-Webb	43	147	1	16	18	247	5	43	18	24	0	247	5	43	2	57	0	48	0	0	0	0	394
09/09/2023	at North Carolina	44	219	2	18	22	275	2	34	22	43	1	275	2	34	1	41	0	41	0	0	0	0	494
09/16/2023	East Carolina	45	239	3	68	17	241	3	35	17	29	1	241	3	35	2	55	0	34	1	23	0	23	480
09/23/2023	at Wyoming	50	217	0	35	22	200	0	23	22	40	1	200	0	23	2	40	0	24	0	0	0	0	417
09/30/2023	at ULM	37	201	1	35	27	335	3	52	27	39	2	335	3	52	2	43	0	22	0	0	0	0	536
10/10/2023	Coastal Carolina	26	111	1	20	18	305	2	69	18	31	0	305	2	69	1	26	0	26	0	0	0	0	416
10/21/2023	at Old Dominion	36	123	1	24	22	252	2	28	22	32	0	252	2	28	4	98	0	35	0	0	0	0	375
<b>App State</b>		<b>281</b>	<b>1257</b>	<b>9</b>	<b>68</b>	<b>146</b>	<b>1855</b>	<b>17</b>	<b>69</b>	<b>146</b>	<b>238</b>	<b>5</b>	<b>1855</b>	<b>17</b>	<b>69</b>	<b>14</b>	<b>360</b>	<b>0</b>	<b>48</b>	<b>1</b>	<b>23</b>	<b>0</b>	<b>23</b>	<b>3112</b>
<b>Opponents</b>		<b>253</b>	<b>1352</b>	<b>16</b>	<b>75</b>	<b>130</b>	<b>1450</b>	<b>8</b>	<b>63</b>	<b>130</b>	<b>204</b>	<b>7</b>	<b>1450</b>	<b>8</b>	<b>63</b>	<b>12</b>	<b>234</b>	<b>0</b>	<b>31</b>	<b>8</b>	<b>58</b>	<b>0</b>	<b>16</b>	<b>2802</b>

**App State Averages**

Games	Avg/ rush	Avg/ catch	Pass effic	KR avg	PR avg	All purpose avg/game	Total offense avg/game
7	4.5	12.7	146.2	25.7	23.0	514.1	444.6

Date	Opponent	Tackles			Sacks no-yds	Fumble ff fr-yds	Pass Defense			blkd kick	PAT attempts			off				
		ua	a	total			tfl-yds	int-yds	qbh		brup	kick	rush	rcv	saf	t/o	pts	
09/02/2023	Gardner-Webb	29	56	85	3.0-4	0-0	1	1-0	2-37	9	5	0	6-6	0	0	0	14	45
09/09/2023	at North Carolina	44	28	72	6.0-16	2-11	0	0-0	0-0	5	0	0	4-4	0	0	0	0	34
09/16/2023	East Carolina	25	30	55	6.0-49	4-47	0	0-0	3-26	4	6	0	4-4	0	0	0	10	43
09/23/2023	at Wyoming	24	14	38	4.0-30	3-28	0	0-0	1-18	0	3	0	1-1	0	0	0	7	19
09/30/2023	at ULM	32	38	70	7.0-22	3-15	1	1-0	1-23	5	0	1	5-5	0	0	0	7	41
10/10/2023	Coastal Carolina	36	50	86	7.0-13	1-2	0	0-0	0-0	5	2	0	3-3	0	0	0	0	24
10/21/2023	at Old Dominion	34	34	68	5.0-28	5-28	0	0-0	0-0	1	1	0	3-3	0	0	0	0	21
<b>App State</b>		<b>224</b>	<b>250</b>	<b>474</b>	<b>38.0-162</b>	<b>18-131</b>	<b>2</b>	<b>2-0</b>	<b>7-104</b>	<b>29</b>	<b>17</b>	<b>1</b>	<b>26-26</b>	<b>0</b>	<b>0</b>	<b>0</b>	<b>38</b>	<b>227</b>
<b>Opponents</b>		<b>250</b>	<b>282</b>	<b>532</b>	<b>22.0-73</b>	<b>6-20</b>	<b>7</b>	<b>5-2</b>	<b>5-38</b>	<b>33</b>	<b>31</b>	<b>1</b>	<b>22-23</b>	<b>0</b>	<b>2</b>	<b>0</b>	<b>34</b>	<b>209</b>

Date	Opponent	Punting							Field Goals			Kickoffs						
		no.	yds	avg	long	blkd	tb	fc	50+	i20	md-att	long	blkd	no.	yds	avg	tb	ob
09/02/2023	Gardner-Webb	4	159	39.8	42	0	0	2	0	1	1-2	43	0	8	474	59.3	5	1
09/09/2023	at North Carolina	2	74	37.0	39	0	0	0	0	1	2-3	46	0	6	315	52.5	0	0
09/16/2023	East Carolina	3	118	39.3	52	0	0	2	1	1	1-1	36	0	8	484	60.5	3	0
09/23/2023	at Wyoming	4	163	40.8	43	0	0	1	0	1	4-5	50	1	5	325	65.0	5	0
09/30/2023	at ULM	3	121	40.3	47	0	1	1	0	1	2-2	54	0	7	434	62.0	4	0
10/10/2023	Coastal Carolina	4	165	41.3	56	0	0	2	1	2	1-1	29	0	5	316	63.2	0	0
10/21/2023	at Old Dominion	6	213	35.5	41	0	0	1	0	2	0-0	0	0	4	251	62.8	0	0
<b>App State</b>		<b>26</b>	<b>1013</b>	<b>39.0</b>	<b>56</b>	<b>0</b>	<b>1</b>	<b>9</b>	<b>2</b>	<b>9</b>	<b>11-14</b>	<b>54</b>	<b>1</b>	<b>43</b>	<b>2599</b>	<b>60.4</b>	<b>17</b>	<b>1</b>
<b>Opponents</b>		<b>32</b>	<b>1309</b>	<b>40.9</b>	<b>61</b>	<b>0</b>	<b>2</b>	<b>17</b>	<b>6</b>	<b>8</b>	<b>7-8</b>	<b>47</b>	<b>0</b>	<b>37</b>	<b>2233</b>	<b>60.4</b>	<b>21</b>	<b>2</b>



**2023-24 App State Football  
Opponents Game-by-Game  
All games**

Date	Opponent	Rushing				Receiving				Passing				Kick Returns				Punt Returns				tot off
		no.	yds	td	lg	no.	yds	td	lg	cmp-att-int	yds	td	lg	no.	yds	td	lg	no.	yds	td	lg	
09/02/2023	Gardner-Webb	30	139	2	16	30	221	1	41	30-46-2	221	1	41	1	21	0	21	2	27	0	16	360
09/09/2023	at North Carolina	45	319	5	68	21	208	0	57	21-30-0	208	0	57	0	0	0	0	0	0	0	0	527
09/16/2023	East Carolina	27	99	2	28	19	161	0	39	19-33-3	161	0	39	3	71	0	28	1	11	0	11	260
09/23/2023	at Wyoming	27	177	2	75	5	31	0	13	5-15-1	31	0	13	0	0	0	0	2	5	0	4	208
09/30/2023	at ULM	40	203	2	32	18	268	4	45	18-27-1	268	4	45	3	43	0	17	0	0	0	0	471
10/10/2023	Coastal Carolina	45	196	1	21	19	373	2	63	19-28-0	373	2	63	3	66	0	31	0	0	0	0	569
10/21/2023	at Old Dominion	39	219	2	36	18	188	1	25	18-25-0	188	1	25	2	33	0	19	3	15	0	6	407
<b>Opponents</b>		<b>253</b>	<b>1352</b>	<b>16</b>	<b>75</b>	<b>130</b>	<b>1450</b>	<b>8</b>	<b>63</b>	<b>130-204-7</b>	<b>1450</b>	<b>8</b>	<b>63</b>	<b>12</b>	<b>234</b>	<b>0</b>	<b>31</b>	<b>8</b>	<b>58</b>	<b>0</b>	<b>16</b>	<b>2802</b>
<b>App State</b>		<b>281</b>	<b>1257</b>	<b>9</b>	<b>68</b>	<b>146</b>	<b>1855</b>	<b>17</b>	<b>69</b>	<b>146-238-5</b>	<b>1855</b>	<b>17</b>	<b>69</b>	<b>14</b>	<b>360</b>	<b>0</b>	<b>48</b>	<b>1</b>	<b>23</b>	<b>0</b>	<b>23</b>	<b>3112</b>

**Opponents Averages**

Games	Avg/ rush	Avg/ catch	Pass effic	KR avg	PR avg	All purpose avg/game	Total offense avg/game
7	5.3	11.2	129.5	19.5	7.3	447.4	400.3

Date	Opponent	Tackles			Sacks no-yds	Fumble ff:fr-yds	Pass Defense			blkd kick	PAT attempts			off					
		ua	a	total			tfl-yds	int-yds	qbh		brup	kick	rush	rcv	saf	t/o	pts		
09/02/2023	Gardner-Webb	28	58	86	6.0-34	2-8	1	0-0	0-0	3	3	0	3-3	0	0	0	0	0	24
09/09/2023	at North Carolina	43	26	69	4.0-7	0-0	1	0-0	1-7	9	6	0	4-4	0	0	0	3	40	
09/16/2023	East Carolina	35	42	77	3.0-10	1-4	1	1-0	1-8	3	2	0	4-4	0	0	0	14	28	
09/23/2023	at Wyoming	51	40	91	2.0-5	1-3	0	1-2	1-0	6	5	1	2-2	0	1	0	7	22	
09/30/2023	at ULM	31	50	81	4.0-9	1-3	2	2-0	2-23	6	3	0	4-5	0	0	0	7	40	
10/10/2023	Coastal Carolina	34	16	50	0.0-0	0-0	1	1-0	0-0	4	6	0	3-3	0	0	0	3	27	
10/21/2023	at Old Dominion	28	50	78	3.0-8	1-2	1	0-0	0-0	2	6	0	2-2	0	1	0	0	28	
<b>Opponents</b>		<b>250</b>	<b>282</b>	<b>532</b>	<b>22.0-73</b>	<b>6-20</b>	<b>7</b>	<b>5-2</b>	<b>5-38</b>	<b>33</b>	<b>31</b>	<b>1</b>	<b>22-23</b>	<b>0</b>	<b>2</b>	<b>0</b>	<b>34</b>	<b>209</b>	
<b>App State</b>		<b>224</b>	<b>250</b>	<b>474</b>	<b>38.0-162</b>	<b>18-131</b>	<b>2</b>	<b>2-0</b>	<b>7-104</b>	<b>29</b>	<b>17</b>	<b>1</b>	<b>26-26</b>	<b>0</b>	<b>0</b>	<b>0</b>	<b>38</b>	<b>227</b>	

Date	Opponent	Punting							Field Goals			Kickoffs						
		no.	yds	avg	long	blkd	tb	fc	50+	i20	md-att	long	blkd	no.	yds	avg	tb	ob
09/02/2023	Gardner-Webb	4	125	31.3	46	0	0	3	0	0	1-1	37	0	5	263	52.6	2	1
09/09/2023	at North Carolina	2	90	45.0	48	0	0	2	0	2	2-3	47	0	6	375	62.5	5	0
09/16/2023	East Carolina	5	214	42.8	50	0	0	3	1	2	0-0	0	0	5	320	64.0	3	0
09/23/2023	at Wyoming	8	359	44.9	60	0	2	3	3	3	0-0	0	0	4	188	47.0	1	1
09/30/2023	at ULM	5	196	39.2	52	0	0	2	1	0	0-0	0	0	7	449	64.1	5	0
10/10/2023	Coastal Carolina	3	106	35.3	45	0	0	2	0	0	2-2	33	0	5	325	65.0	4	0
10/21/2023	at Old Dominion	5	219	43.8	61	0	0	2	1	1	2-2	47	0	5	313	62.6	1	0
<b>Opponents</b>		<b>32</b>	<b>1309</b>	<b>40.9</b>	<b>61</b>	<b>0</b>	<b>2</b>	<b>17</b>	<b>6</b>	<b>8</b>	<b>7-8</b>	<b>47</b>	<b>0</b>	<b>37</b>	<b>2233</b>	<b>60.4</b>	<b>21</b>	<b>2</b>
<b>App State</b>		<b>26</b>	<b>1013</b>	<b>39.0</b>	<b>56</b>	<b>0</b>	<b>1</b>	<b>9</b>	<b>2</b>	<b>9</b>	<b>11-14</b>	<b>54</b>	<b>1</b>	<b>43</b>	<b>2599</b>	<b>60.4</b>	<b>17</b>	<b>1</b>



**2023-24 App State Football  
Red-Zone Results  
All games**

**App State Inside Opponent Red-Zone**

Date	Opponent	Score	Times In RZ	Times Scored	Total Pts	TDs	Rush	Pass	FGs	Failed to score inside RZ					
							TDs	TDs	Made	FGA	Down	Int	Fumb	Half	Game
09/02/2023	Gardner-Webb	W 45-24	4	3	21	3	1	2	0	1	0	0	0	0	0
09/09/2023	at North Carolina	L 34-40	5	4	24	3	2	1	1	1	1	0	0	0	0
09/16/2023	East Carolina	W 43-28	5	4	23	3	2	1	1	1	0	0	0	0	0
09/23/2023	at Wyoming	L 19-22	4	3	9	0	0	0	3	3	0	1	0	0	0
09/30/2023	at ULM	W 41-40	3	3	17	2	1	1	1	1	0	0	0	0	0
10/10/2023	Coastal Carolina	L 24-27	4	4	24	3	1	2	1	1	0	0	0	0	0
10/21/2023	at Old Dominion	L 21-28	3	3	21	3	1	2	0	0	0	0	0	0	0
<b>Totals 24 of 28 (85.7%)</b>			<b>28</b>	<b>24</b>	<b>139</b>	<b>17</b>	<b>8</b>	<b>9</b>	<b>7</b>	<b>8</b>	<b>1</b>	<b>1</b>	<b>0</b>	<b>0</b>	<b>0</b>

**Opponents Inside App State Red-Zone**

Date	Opponent	Score	Times In RZ	Times Scored	Total Pts	TDs	Rush	Pass	FGs	Failed to score inside RZ					
							TDs	TDs	Made	FGA	Down	Int	Fumb	Half	Game
09/02/2023	Gardner-Webb	W 45-24	3	3	17	2	2	0	1	1	0	0	0	0	0
09/09/2023	North Carolina	L 34-40	8	6	33	4	4	0	2	3	1	0	0	0	0
09/16/2023	East Carolina	W 43-28	2	2	14	2	2	0	0	0	0	0	0	0	0
09/23/2023	Wyoming	L 19-22	1	1	7	1	1	0	0	0	0	0	0	0	0
09/30/2023	ULM	W 41-40	6	5	33	5	2	3	0	0	1	0	0	0	0
10/10/2023	Coastal Carolina	L 24-27	4	3	13	1	1	0	2	2	1	0	0	0	0
10/21/2023	Old Dominion	L 21-28	3	3	22	3	2	1	0	0	0	0	0	0	0
<b>Totals 23 of 27 (85.2%)</b>			<b>27</b>	<b>23</b>	<b>139</b>	<b>18</b>	<b>14</b>	<b>4</b>	<b>5</b>	<b>6</b>	<b>3</b>	<b>0</b>	<b>0</b>	<b>0</b>	<b>0</b>



**2023-24 App State Football  
Team Game Highs  
All games**

**App State - Game Highs**

<b>RUSHES</b>	50	at Wyoming (09/23/2023)
<b>YARDS RUSHING</b>	239	East Carolina (09/16/2023)
<b>YARDS PER RUSH</b>	5.4	at ULM (09/30/2023)
<b>TD RUSHES</b>	3	East Carolina (09/16/2023)
<b>PASS ATTEMPTS</b>	43	at North Carolina (09/09/2023)
<b>PASS COMPLETIONS</b>	27	at ULM (09/30/2023)
<b>YARDS PASSING</b>	335	at ULM (09/30/2023)
<b>YARDS PER PASS</b>	10.3	Gardner-Webb (09/02/2023)
<b>TD PASSES</b>	5	Gardner-Webb (09/02/2023)
<b>TOTAL PLAYS</b>	90	at Wyoming (09/23/2023)
<b>TOTAL OFFENSE</b>	536	at ULM (09/30/2023)
<b>YARDS PER PLAY</b>	7.3	Coastal Carolina (10/10/2023)
<b>POINTS</b>	45	Gardner-Webb (09/02/2023)
<b>SACKS BY</b>	5	at Old Dominion (10/21/2023)
<b>FIRST DOWNS</b>	30	at North Carolina (09/09/2023)
<b>PENALTIES</b>	7	at North Carolina (09/09/2023)
<b>PENALTY YARDS</b>	70	at North Carolina (09/09/2023)
<b>TURNOVERS</b>	4	at ULM (09/30/2023)
<b>PUNTS</b>	6	at Old Dominion (10/21/2023)
<b>PUNTING AVG</b>	41.3	Coastal Carolina (10/10/2023)
<b>LONG PUNT</b>	56	Coastal Carolina (10/10/2023)
<b>PUNTS INSIDE 20</b>	2	at Old Dominion (10/21/2023)
	2	Coastal Carolina (10/10/2023)
<b>LONG PUNT RETURN</b>	23	East Carolina (09/16/2023)

**App State - Individual Game Highs**

<b>RUSHES</b>	30	Nate Noel at Wyoming (09/23/2023)
<b>YARDS RUSHING</b>	193	Nate Noel vs East Carolina (09/16/2023)
<b>TD RUSHES</b>	2	Nate Noel at North Carolina (09/09/2023)
<b>LONG RUSH</b>	68	Nate Noel vs East Carolina (09/16/2023)
<b>PASS ATTEMPTS</b>	43	Joey Aguilar at North Carolina (09/09/2023)
<b>PASS COMPLETIONS</b>	27	Joey Aguilar at ULM (09/30/2023)
<b>YARDS PASSING</b>	335	Joey Aguilar at ULM (09/30/2023)
<b>TD PASSES</b>	4	Joey Aguilar vs Gardner-Webb (09/02/2023)
<b>LONG PASS</b>	69	Joey Aguilar vs Coastal Carolina (10/10/2023)
<b>RECEPTIONS</b>	10	Kaedin Robinson at ULM (09/30/2023)
<b>YARDS RECEIVING</b>	124	Christan Horn at ULM (09/30/2023)
<b>TD RECEPTIONS</b>	2	Christan Horn at ULM (09/30/2023)
<b>LONG RECEPTION</b>	69	Milan Tucker vs Coastal Carolina (10/10/2023)
<b>PUNTS</b>	6	Mitchell Lake at Old Dominion (10/21/2023)
<b>PUNTING AVG</b>	41.3	Mitchell Lake vs Coastal Carolina (10/10/2023)
<b>LONG PUNT</b>	56	Mitchell Lake vs Coastal Carolina (10/10/2023)
<b>PUNTS INSIDE 20</b>	2	Mitchell Lake at Old Dominion (10/21/2023)
	2	Mitchell Lake vs Coastal Carolina (10/10/2023)
<b>LONG PUNT RETURN</b>	23	Kaedin Robinson vs East Carolina (09/16/2023)
<b>LONG KICKOFF RETURN</b>	48	Milan Tucker vs Gardner-Webb (09/02/2023)
<b>TACKLES</b>	13	Nick Ross vs Gardner-Webb (09/02/2023)
<b>SACKS</b>	2	Nate Johnson at Old Dominion (10/21/2023)
<b>TACKLES FOR LOSS</b>	2	Nate Johnson at Old Dominion (10/21/2023)



**2023-24 App State Football  
Opponent Match Highs  
All games**

**Opponent - Game Highs**

<b>RUSHES</b>	45	Coastal Carolina (10/10/2023)
	45	at North Carolina (09/09/2023)
<b>YARDS RUSHING</b>	319	at North Carolina (09/09/2023)
<b>YARDS PER RUSH</b>	7.1	at North Carolina (09/09/2023)
<b>TD RUSHES</b>	5	at North Carolina (09/09/2023)
<b>PASS ATTEMPTS</b>	46	Gardner-Webb (09/02/2023)
<b>PASS COMPLETIONS</b>	30	Gardner-Webb (09/02/2023)
<b>YARDS PASSING</b>	373	Coastal Carolina (10/10/2023)
<b>YARDS PER PASS</b>	13.3	Coastal Carolina (10/10/2023)
<b>TD PASSES</b>	4	at ULM (09/30/2023)
<b>TOTAL PLAYS</b>	76	Gardner-Webb (09/02/2023)
<b>TOTAL OFFENSE</b>	569	Coastal Carolina (10/10/2023)
<b>YARDS PER PLAY</b>	7.8	Coastal Carolina (10/10/2023)
<b>POINTS</b>	40	at ULM (09/30/2023)
	40	at North Carolina (09/09/2023)
<b>SACKS BY</b>	2	Gardner-Webb (09/02/2023)
<b>FIRST DOWNS</b>	27	at North Carolina (09/09/2023)
<b>PENALTIES</b>	11	East Carolina (09/16/2023)
<b>PENALTY YARDS</b>	108	Coastal Carolina (10/10/2023)
<b>TURNOVERS</b>	3	East Carolina (09/16/2023)
	3	Gardner-Webb (09/02/2023)
<b>PUNTS</b>	8	at Wyoming (09/23/2023)
<b>PUNTING AVG</b>	45.0	at North Carolina (09/09/2023)
<b>LONG PUNT</b>	61	at Old Dominion (10/21/2023)
<b>PUNTS INSIDE 20</b>	3	at Wyoming (09/23/2023)
<b>LONG PUNT RETURN</b>	16	Gardner-Webb (09/02/2023)

**Opponent - Game Lows**

<b>RUSHES</b>	27	at Wyoming (09/23/2023)
	27	East Carolina (09/16/2023)
<b>YARDS RUSHING</b>	99	East Carolina (09/16/2023)
<b>YARDS PER RUSH</b>	3.7	East Carolina (09/16/2023)
<b>TD RUSHES</b>	1	Coastal Carolina (10/10/2023)
<b>PASS ATTEMPTS</b>	15	at Wyoming (09/23/2023)
<b>PASS COMPLETIONS</b>	5	at Wyoming (09/23/2023)
<b>YARDS PASSING</b>	31	at Wyoming (09/23/2023)
<b>YARDS PER PASS</b>	2.1	at Wyoming (09/23/2023)
<b>TD PASSES</b>	0	at Wyoming (09/23/2023)
	0	East Carolina (09/16/2023)
	0	at North Carolina (09/09/2023)
<b>TOTAL PLAYS</b>	42	at Wyoming (09/23/2023)
<b>TOTAL OFFENSE</b>	208	at Wyoming (09/23/2023)
<b>YARDS PER PLAY</b>	4.3	East Carolina (09/16/2023)
<b>POINTS</b>	22	at Wyoming (09/23/2023)
<b>SACKS BY</b>	0	Coastal Carolina (10/10/2023)
	0	at North Carolina (09/09/2023)
<b>FIRST DOWNS</b>	7	at Wyoming (09/23/2023)
<b>PENALTIES</b>	5	at ULM (09/30/2023)
	5	at North Carolina (09/09/2023)
	5	Gardner-Webb (09/02/2023)
<b>PENALTY YARDS</b>	50	Gardner-Webb (09/02/2023)
<b>INTERCEPTIONS BY</b>	0	at Old Dominion (10/21/2023)
	0	Coastal Carolina (10/10/2023)
	0	Gardner-Webb (09/02/2023)
<b>PUNTS</b>	2	at North Carolina (09/09/2023)
<b>PUNTING AVG</b>	31.3	Gardner-Webb (09/02/2023)



**2023-24 App State Football  
Opponent Individual Match Highs  
All games**

**Opponent - Individual Game Highs**

<b>RUSHES</b>	26	Omarion Hampton at North Carolina (09/09/2023)
<b>YARDS RUSHING</b>	234	Omarion Hampton at North Carolina (09/09/2023)
<b>TD RUSHES</b>	3	Omarion Hampton at North Carolina (09/09/2023)
<b>LONG RUSH</b>	75	Harrison Waylee at Wyoming (09/23/2023)
<b>PASS ATTEMPTS</b>	46	Matthew Caldwell vs Gardner-Webb (09/02/2023)
<b>PASS COMPLETIONS</b>	30	Matthew Caldwell vs Gardner-Webb (09/02/2023)
<b>YARDS PASSING</b>	373	Grayson McCall vs Coastal Carolina (10/10/2023)
<b>TD PASSES</b>	4	Jiya Wright at ULM (09/30/2023)
<b>LONG PASS</b>	63	Grayson McCall vs Coastal Carolina (10/10/2023)
<b>RECEPTIONS</b>	8	Tyrone Howell at ULM (09/30/2023)
	8	Kobe Paysour at North Carolina (09/09/2023)
<b>YARDS RECEIVING</b>	102	Sam Pinckney vs Coastal Carolina (10/10/2023)
<b>TD RECEPTIONS</b>	3	Tyrone Howell at ULM (09/30/2023)
<b>LONG RECEPTION</b>	63	Braydon Bennett vs Coastal Carolina (10/10/2023)
<b>FIELD GOALS</b>	2	Ethan Sanchez at Old Dominion (10/21/2023)
	2	Kade Hensley vs Coastal Carolina (10/10/2023)
	2	Ryan Coe at North Carolina (09/09/2023)
<b>LONG FIELD GOALS</b>	47	Ethan Sanchez at Old Dominion (10/21/2023)
	47	Ryan Coe at North Carolina (09/09/2023)
<b>PUNTS</b>	8	Clayton Stewart at Wyoming (09/23/2023)
<b>PUNTING AVG</b>	45.0	Ben Kiernan at North Carolina (09/09/2023)
<b>LONG PUNT</b>	61	Ethan Duane at Old Dominion (10/21/2023)
<b>PUNTS INSIDE 20</b>	3	Clayton Stewart at Wyoming (09/23/2023)
<b>LONG PUNT RETURN</b>	16	Maleek Huggins vs Gardner-Webb (09/02/2023)
<b>LONG KICKOFF RETURN</b>	31	Ja'Vin Simpkins vs Coastal Carolina (10/10/2023)
<b>TACKLES</b>	16	Jason Henderson at Old Dominion (10/21/2023)
<b>SACKS</b>	1	Kris Trinidad at Old Dominion (10/21/2023)
	1	Kenard Snyder at ULM (09/30/2023)
	1	DeVonne Harris at Wyoming (09/23/2023)
	1	Michael Edwards III vs East Carolina (09/16/2023)
	1	Ty French vs Gardner-Webb (09/02/2023)
<b>TACKLES FOR LOSS</b>	3	Ty French vs Gardner-Webb (09/02/2023)
<b>INTERCEPTIONS</b>	1	A.J. Watts at ULM (09/30/2023)
	1	Ja'Terious Evans at ULM (09/30/2023)
	1	Wrook Brown at Wyoming (09/23/2023)
	1	Antione Jackson vs East Carolina (09/16/2023)
	1	Don Chapman at North Carolina (09/09/2023)



**2023-24 App State Football  
Games Played  
All games**

##	Player	GP-GS	GW	UNC	ECU	UW	ULM	CCU	ODU
0	Milan Tucker	7/0	XXX	XXX	XXX	XXX	XXX	XXX	XXX
1	Anderson Castle	0/0	...	...	...	...	...	...	...
2	Tyrek Funderburk	7/7	START	START	START	START	START	START	START
2	Kaedin Robinson	7/7	START	START	START	START	START	START	START
3	Ahmani Marshall	7/0	XXX	XXX	XXX	XXX	XXX	XXX	XXX
4	Nick Ross	7/7	START	START	START	START	START	START	START
4	Joey Aguilar	7/6	XXX	START	START	START	START	START	START
5	Michael Fletcher	7/0	XXX	XXX	XXX	XXX	XXX	XXX	XXX
5	Nate Noel	6/6	START	START	START	START	START	START	...
6	Dashaun Davis	7/5	START	START	XXX	XXX	START	START	START
6	EJ Jackson	2/0	...	XXX	...	XXX	...	...	...
7	Andrew Parker Jr.	7/7	START	START	START	START	START	START	START
8	Brendan Harrington	2/2	START	START	...	...	...	...	...
8	Dalton Stroman	7/0	XXX	XXX	XXX	XXX	XXX	XXX	XXX
9	Jarrett Paul	6/0	XXX	XXX	XXX	XXX	XXX	XXX	...
10	DJ VanHook	0/0	...	...	...	...	...	...	...
10	Zahn Coakley	0/0	...	...	...	...	...	...	...
11	Jordan Favors	7/6	START	START	START	START	START	START	XXX
11	Grant Tucker	0/0	...	...	...	...	...	...	...
12	Michael Hetzel	7/0	XXX	XXX	XXX	XXX	XXX	XXX	XXX
12	Shawn Collins	7/7	START	START	START	START	START	START	START
13	Christan Horn	7/7	START	START	START	START	START	START	START
13	Trenton Alan Yowe	7/0	XXX	XXX	XXX	XXX	XXX	XXX	XXX
14	Kanye Roberts	7/1	XXX	XXX	XXX	XXX	XXX	XXX	START
14	Jayden Bethea	0/0	...	...	...	...	...	...	...
15	Thomas Davis	7/3	XXX	XXX	START	START	START	XXX	XXX
15	Makai Jackson	7/0	XXX	XXX	XXX	XXX	XXX	XXX	XXX
16	Omari Philyaw	5/0	...	XXX	XXX	...	XXX	XXX	XXX
16	David Hernandez	0/0	...	...	...	...	...	...	...
17	Mason McHugh	0/0	...	...	...	...	...	...	...
17	Jalik Thomas	7/1	XXX	XXX	XXX	XXX	XXX	XXX	START
18	Ryan Burger	1/1	START	...	...	...	...	...	...
18	James Edwards	0/0	...	...	...	...	...	...	...
19	Ethan Johnson	7/7	START	START	START	START	START	START	START
19	Cameron Estep	0/0	...	...	...	...	...	...	...
20	Nathan Kibambe	0/0	...	...	...	...	...	...	...
20	Jaylon Calhoun	0/0	...	...	...	...	...	...	...
21	DJ Burks	7/0	XXX	XXX	XXX	XXX	XXX	XXX	XXX
21	Reece Larson	1/0	...	...	XXX	...	...	...	...
22	DJ Porter	0/0	...	...	...	...	...	...	...
22	Cash McVay	0/0	...	...	...	...	...	...	...
24	Cahari Haynes	3/0	...	...	...	...	XXX	XXX	XXX
25	Jackson Greene	7/0	XXX	XXX	XXX	XXX	XXX	XXX	XXX
26	Caden Sullivan	7/4	XXX	XXX	START	START	START	START	XXX
27	Ronald Clarke	6/1	XXX	XXX	XXX	XXX	...	XXX	START
27	Michael Dipasquale	0/0	...	...	...	...	...	...	...
28	Maquel Haywood	7/0	XXX	XXX	XXX	XXX	XXX	XXX	XXX
28	Zyeir Gamble	0/0	...	...	...	...	...	...	...
29	Santana Hopper	7/0	XXX	XXX	XXX	XXX	XXX	XXX	XXX
29	Carter Everett	0/0	...	...	...	...	...	...	...
30	Carter Greene	0/0	...	...	...	...	...	...	...
31	Dyvon McKinney	0/0	...	...	...	...	...	...	...
33	Derrell Farrar	7/0	XXX	XXX	XXX	XXX	XXX	XXX	XXX
34	Colton Phares	0/0	...	...	...	...	...	...	...
35	Jack Scroggs	5/0	XXX	...	...	XXX	XXX	XXX	XXX
35	Dylan Castoria	0/0	...	...	...	...	...	...	...
36	Kevon Haigler	7/0	XXX	XXX	XXX	XXX	XXX	XXX	XXX
37	Andre Hamilton	7/0	XXX	XXX	XXX	XXX	XXX	XXX	XXX
39	Tony Harris	0/0	...	...	...	...	...	...	...
40	Cole Becker	0/0	...	...	...	...	...	...	...



## 2023-24 App State Football Games Played All games

##	Player	GP-GS	GW	UNC	ECU	UW	ULM	CCU	ODU
41	Conner Maynard	7/0	XXX	XXX	XXX	XXX	XXX	XXX	XXX
42	Christian Johnstone	7/0	XXX	XXX	XXX	XXX	XXX	XXX	XXX
42	Braxton Veiga	0/0	...	...	...	...	...	...	...
43	Ryan McKinnis	0/0	...	...	...	...	...	...	...
44	Brodrick Gooch	7/0	XXX	XXX	XXX	XXX	XXX	XXX	XXX
44	Jake Mann	0/0	...	...	...	...	...	...	...
45	Trevor Moffitt	5/0	XXX	...	...	XXX	XXX	XXX	XXX
46	Isaiah McGuffin	0/0	...	...	...	...	...	...	...
47	Romelo Bell	0/0	...	...	...	...	...	...	...
48	DeShawn McKnight	0/0	...	...	...	...	...	...	...
49	Mitchell Lake	7/0	XXX	XXX	XXX	XXX	XXX	XXX	XXX
49	Randy Marion III	0/0	...	...	...	...	...	...	...
50	DeAndre Dingle-Prince	7/7	START	START	START	START	START	START	START
51	Cayden Sweatt	0/0	...	...	...	...	...	...	...
52	Orlando Leon	0/0	...	...	...	...	...	...	...
53	Jake Gano	0/0	...	...	...	...	...	...	...
54	Isaiah Helms	7/7	START	START	START	START	START	START	START
55	Seth Williams	0/0	...	...	...	...	...	...	...
56	Kyle Arnholt	7/7	START	START	START	START	START	START	START
57	Austin Shook	0/0	...	...	...	...	...	...	...
58	Blake Bradford	0/0	...	...	...	...	...	...	...
59	Jack Murphy	7/7	START	START	START	START	START	START	START
60	Ethan Ryan	0/0	...	...	...	...	...	...	...
62	Bucky Williams	7/7	START	START	START	START	START	START	START
63	Jayden Ramsey	2/1	START	...	...	...	...	XXX	...
66	Danny Stevens	0/0	...	...	...	...	...	...	...
70	Thornton Gentry	7/2	XXX	XXX	XXX	XXX	XXX	START	START
72	Markell Samuel	7/4	XXX	START	START	START	START	XXX	XXX
73	Jaden Lindsay	4/0	XXX	XXX	XXX	XXX	...	...	...
74	Griffin Scroggs	6/0	XXX	XXX	XXX	XXX	...	XXX	XXX
75	Damion Daley	7/7	START	START	START	START	START	START	START
76	Logan Ridolph	0/0	...	...	...	...	...	...	...
77	Daniel Davis	0/0	...	...	...	...	...	...	...
78	Joseph Solomon	0/0	...	...	...	...	...	...	...
80	Max Drag	0/0	...	...	...	...	...	...	...
81	Miller Gibbs	4/2	START	START	...	...	...	XXX	XXX
82	Chris Lawson Jr.	0/0	...	...	...	...	...	...	...
83	Coen Sutton	1/0	...	...	XXX	...	...	...	...
84	Ayden Burkey	0/0	...	...	...	...	...	...	...
85	David Larkins	5/2	...	...	START	START	XXX	XXX	XXX
86	Kanen Hamlett	6/0	...	XXX	XXX	XXX	XXX	XXX	XXX
87	Eli Wilson	7/5	XXX	XXX	START	START	START	START	START
88	Donovan Spellman	6/1	START	XXX	XXX	XXX	XXX	...	XXX
88	Luke Hale	0/0	...	...	...	...	...	...	...
89	August Drews	7/0	XXX	XXX	XXX	XXX	XXX	XXX	XXX
90	Nate Johnson	7/3	XXX	START	XXX	XXX	XXX	START	START
91	Markus Clark	7/7	START	START	START	START	START	START	START
92	AJ Mebane	0/0	...	...	...	...	...	...	...
94	Stephen Passeggiata	0/0	...	...	...	...	...	...	...
95	Montez Kelley	6/0	XXX	XXX	XXX	XXX	...	XXX	XXX
96	Josiah Wyatt	2/0	...	...	XXX	...	XXX	...	...
97	Kevin Abrams-Verwayne	7/0	XXX	XXX	XXX	XXX	XXX	XXX	XXX
98	Jason Hertz	0/0	...	...	...	...	...	...	...
99	Michael Hughes	7/0	XXX	XXX	XXX	XXX	XXX	XXX	XXX

# NCAA Statistics

## App State - 2023-24 Football Ranking Summary thru games 10/21/2023

Statistic	National Rank	Conference Rank	Value	National Leader	Value	Conference Leader	Value
3rd Down Conversion Pct (130 ranked)	57	7	0.420	LSU	0.578	Georgia St.	0.515
3rd Down Conversion Pct Defense (130 ranked)	86	8	0.409	Georgia	0.236	Marshall	0.290
4th Down Conversion Pct (130 ranked)	25	3	0.667	Maryland Minnesota	0.900	Ga. Southern	0.857
4th Down Conversion Pct Defense (130 ranked)	51	6	0.455	Miami (FL)	0.111	Troy	0.353
Blocked Kicks (30 ranked)	30	5	1	Illinois Oklahoma St.	4	4 teams tied	2
Blocked Kicks Allowed (130 ranked)	66	7	1	65 teams tied	0	6 teams tied	0
Blocked Punts (6 ranked)				5 teams tied	2	5 teams tied	1
Blocked Punts Allowed (128 ranked)	1	1	0	94 teams tied	0	9 teams tied	0
Completion Percentage (130 ranked)	63	8	0.613	Oregon	0.791	Georgia St.	0.693
Defensive TDs (39 ranked)	7	2	2	Michigan	4	Coastal Carolina	3
Fewest Penalties (128 ranked)	15	1	32	Army West Point	20	App State	32
Fewest Penalties Per Game (129 ranked)	16	1	4.57	Army West Point	2.86	App State	4.57
Fewest Penalty Yards (130 ranked)	18	1	275	Army West Point	161	App State	275
Fewest Penalty Yards Per Game (130 ranked)	19	1	39.29	Army West Point	23.00	App State	39.29
First Downs Defense (130 ranked)	51	5	135	Penn St.	89	South Alabama Troy	109 109
First Downs Offense (130 ranked)	24	3	169	LSU	217	Ga. Southern	180
Fumbles Lost (130 ranked)	85	6	5	4 teams tied	0	5 teams tied	3
Fumbles Recovered (118 ranked)	100	11	2	Colorado St.	10	Texas St. ULM	7 7
Kickoff Return Defense (130 ranked)	64	7	19.50	North Texas	9.75	Ga. Southern	13.82
Kickoff Returns (130 ranked)	11	2	25.71	Rutgers	36.67	Marshall	29.31
Net Punting (130 ranked)	117	11	35.96	Vanderbilt	45.97	Louisiana	41.08
Passes Had Intercepted (128 ranked)	40	4	5	Penn St. Air Force	0	Georgia St.	2
Passes Intercepted (130 ranked)	39	5	7	Liberty	15	Marshall Ga. Southern ULM	9 9 9
Passing Offense (130 ranked)	42	5	265.0	Washington	403.3	Ga. Southern	318.7
Passing Yards Allowed (130 ranked)	42	4	207.1	Michigan	141.0	Troy	184.0
Passing Yards per Completion (130 ranked)	49	6	12.71	Air Force	25.79	Old Dominion	14.83
Punt Return Defense (130 ranked)	61	7	7.25	Louisiana	-1.75	Louisiana	-1.75
Punt Returns (130 ranked)	3	1	23.00	Kansas	31.00	App State	23.00
Red Zone Defense (129 ranked)	77	9	0.852	Michigan	0.333	Georgia St.	0.654
Red Zone Offense (130 ranked)	58	5	0.857	Oregon St. South Alabama Western Ky.	1.000	South Alabama	1.000
Rushing Defense (130 ranked)	119	12	193.1	UCLA	68.6	Troy	97.3
Rushing Offense (130 ranked)	35	4	179.6	Air Force	306.0	Louisiana	215.6
Sacks Allowed (130 ranked)	9	1	0.86	Toledo	0.38	App State	0.86
Scoring Defense (130 ranked)	94	10	29.0	Michigan	5.9	Troy	17.4
Scoring Offense (130 ranked)	39	4	32.4	LSU	47.4	Texas St.	38.3
Tackles for Loss Allowed (130 ranked)	3	1	3.14	Air Force	2.57	App State	3.14
Team Passing Efficiency (130 ranked)	41	5	146.18	Air Force	280.29	Texas St.	158.75
Team Passing Efficiency Defense (130 ranked)	60	4	129.51	Penn St.	91.59	Marshall	111.96
Team Sacks (130 ranked)	36	4	2.57	Penn St. Texas A&M	4.14	Marshall	3.14
Team Tackles for Loss (130 ranked)	84	10	5.4	Oklahoma Texas A&M	9.3	Texas St.	9.0
Time of Possession (130 ranked)	34	5	31:21	Utah	34:20	Coastal Carolina	32:39
Total Defense (130 ranked)	98	8	400.3	Penn St.	218.1	Troy	281.3
Total Offense (130 ranked)	27	6	444.6	LSU	552.9	Texas St.	489.6
Turnover Margin (130 ranked)	75	5	-0.14	Penn St.	1.71	ULM	0.86
Turnovers Gained (129 ranked)	77	10	9	Bowling Green	20	ULM	16
Turnovers Lost (130 ranked)	61	6	10	Oregon	1	Georgia St.	7
Winning Percentage (128 ranked)	79	10	0.429	8 teams tied	1.000	Georgia St.	0.857

Statistic	Player	National Conference		Value	National Leader	Value	Conference Leader		Value
		Rank	Rank				Value	Value	
All Purpose (200 ranked)	Nate Noel Milan Tucker	30 164	7 18	117.17 77.29	Ashton Jeanty, Boise St.	180.57	Ismail Mahdi, Texas St.	169.86	
Blocked Kicks (1 ranked)					7 players tied	2			
Combined Kick Returns (197 ranked)	Milan Tucker	20	5	351	Zachariah Branch, Southern California	613	Antavious Willis, Southern Miss.	466	
Completion Percentage (110 ranked)	Joey Aguilar	58	8	0.615	Bo Nix, Oregon	0.784	Darren Grainger, Georgia St.	0.695	
Completions Per Game (100 ranked)	Joey Aguilar	37	5	19.86	Shedeur Sanders, Colorado	31.29	Davis Brin, Ga. Southern	31.00	
Field Goal Percentage (109 ranked)	Michael Hughes	54	7	0.786	7 players tied	1.000	Mason Shipley, Texas St. Liam Rickman, Georgia St.	1.000 1.000	
Field Goals Per Game (127 ranked)	Michael Hughes	20	4	1.57	Jose Pizano, UNLV	2.57	Scott Taylor Renfroe, Troy	2.14	
Forced Fumbles (74 ranked)					Shawn Holton, Texas St. Isaac Walker, Ga. Southern	0.57 0.57	Shawn Holton, Texas St. Isaac Walker, Ga. Southern	0.57 0.57	
Fumbles Recovered (47 ranked)	DeAndre Dingle-Prince Montez Kelley	47 47	6 6	1 1	Drue Watts, Nevada	4	Kaleb Culp, Texas St.	3	
Interceptions Per Game (127 ranked)	Tyrek Funderburk	61	6	0.3	Jeremiah Cooper, Iowa St. Brylan Green, Liberty Maxwell Hairston, Kentucky	0.7 0.7 0.7	4 players tied	0.4	
Kickoff Return TDs (2 ranked)					Matthew Golden, Houston	2	Ismail Mahdi, Texas St. Jayden Harrison, Marshall	1 1	
Kickoff Returns (50 ranked)	Milan Tucker	7	3	27.0	Brashard Smith, Miami (FL)	33.9	Jayden Harrison, Marshall	32.1	
Passes Defended (22 ranked)					Beanie Bishop Jr., West Virginia	1.9	Ricky Fletcher, South Alabama Micah Abraham, Marshall	1.4 1.4	
Passing Efficiency (110 ranked)	Joey Aguilar	38	5	146.7	Jayden Daniels, LSU	204.3	TJ Finley, Texas St.	160.5	
Passing TDs (132 ranked)	Joey Aguilar	12	1	16	Jayden Daniels, LSU	25	Joey Aguilar, App State	16	
Passing Yards (130 ranked)	Joey Aguilar	34	4	1,782	Michael Penix Jr., Washington	2,576	Davis Brin, Ga. Southern	2,122	
Passing Yards Per Game (130 ranked)	Joey Aguilar	33	4	254.6	Michael Penix Jr., Washington	368.0	Davis Brin, Ga. Southern	303.1	
Passing Yards per Completion (110 ranked)	Joey Aguilar	36	4	12.82	Kaidon Salter, Liberty	16.97	Grant Wilson, Old Dominion	15.09	
Points Responsible For (198 ranked)	Joey Aguilar Michael Hughes	29 111	1 15	108 59	Caleb Williams, Southern California	184	Joey Aguilar, App State	108	
Points Responsible For Per Game (200 ranked)	Joey Aguilar Michael Hughes	26 107	1 16	15.4 8.4	Caleb Williams, Southern California	23.0	Joey Aguilar, App State	15.4	
Punt Return TDs (2 ranked)					Daequan Hardy, Penn St.	2	Tristan Driggers, ULM Izaiah Guy, Georgia St. Tiauelin Mims, Southern Miss.	1 1 1	
Punt Returns (49 ranked)					Zachariah Branch, Southern California	21.6	Caullin Lacy, South Alabama	8.8	
Punting (75 ranked)	Mitchell Lake	72	7	39.0	James Ferguson-Reynolds, Boise St.	49.5	William Przystup, Arkansas St.	43.9	
Receiving TDs (193 ranked)	Kaedin Robinson Christian Horn David Larkins Dashaun Davis Dalton Stroman Eli Wilson	60 116 116 193 193 193	6 11 11 21 21 21	4 3 3 2 2 2	Brian Thomas Jr., LSU	11	Joey Hobert, Texas St. Tyrone Howell, ULM Caullin Lacy, South Alabama	6 6 6	
Receiving Yards (200 ranked)	Kaedin Robinson	90	9	430	Malik Nabers, LSU	981	Caullin Lacy, South Alabama	826	
Receiving Yards Per Game (200 ranked)	Kaedin Robinson	86	9	61.4	Malik Nabers, LSU	122.6	Caullin Lacy, South Alabama	118.0	
Receptions Per Game (197 ranked)	Kaedin Robinson	72	8	4.6	LaJohntay Wester, Fla. Atlantic	9.4	Khaleb Hood, Ga. Southern	8.1	
Rush Yards Per Carry (141 ranked)	Nate Noel	54	5	5.26	MarShawn Lloyd, Southern California	7.94	Ismail Mahdi, Texas St.	7.41	
Rushing TDs (150 ranked)	Nate Noel	97	10	4	Blake Corum, Michigan	13	La'Damian Webb, South Alabama	12	
Rushing Yards (200 ranked)	Nate Noel Kanye Roberts	23 186	4 21	652 275	Kimani Vidal, Troy	951	Kimani Vidal, Troy	951	
Rushing Yards Per Game (200 ranked)	Nate Noel Kanye Roberts	9 180	3 21	108.7 39.3	Kimani Vidal, Troy	135.9	Kimani Vidal, Troy	135.9	
Sacks (130 ranked)	Nate Johnson	24	2	0.71	Mohamed Kamara, Colorado St.	1.50	Javon Solomon, Troy	0.86	
Scoring (200 ranked)	Michael Hughes	25	7	8.4	Ashton Jeanty, Boise St.	12.9	Rasheen Ali, Marshall	12.0	
Solo Tackles (21 ranked)					Tyrice Knight, UTEP	7.2	Javante Mackey, Arkansas St.	5.1	
Tackles For Loss (26 ranked)					Tre'mon Morris-Brash, UCF Jonah Elliss, Utah	2.0 2.0	Jason Henderson, Old Dominion	1.9	
Total Interceptions (51 ranked)	Tyrek Funderburk	51	5	2	Jeremiah Cooper, Iowa St. Brylan Green, Liberty Maxwell Hairston, Kentucky	5 5 5	4 players tied	3	
Total Offense (200 ranked)	Joey Aguilar Nate Noel	35 121	5 15	276.3 108.7	Jayden Daniels, LSU	386.8	Davis Brin, Ga. Southern	296.7	
Total Points Scored (128 ranked)	Michael Hughes	33	7	59	Ashton Jeanty, Boise St.	90	Rasheen Ali, Marshall La'Damian Webb, South Alabama	72 72	
Total Tackles (488 ranked)	Andrew Parker Jr. Nick Ross Derrell Farrar	36 75 344	5 11 39	8.4 7.6 5.0	Jason Henderson, Old Dominion	15.4	Jason Henderson, Old Dominion	15.4	
Total Touchdowns (108 ranked)					Ashton Jeanty, Boise St.	15	Rasheen Ali, Marshall La'Damian Webb, South Alabama	12 12	
Yards per Pass Attempt (110 ranked)	Joey Aguilar	42	7	7.88	Jayden Daniels, LSU	11.54	TJ Finley, Texas St.	8.74	
Yards per Reception (200 ranked)	Christian Horn Kaedin Robinson	100 180	11 15	15.32 13.44	Chris Lewis, Troy	24.27	Chris Lewis, Troy	24.27	

GAME 1	FINAL					
Gardner-Webb	0	10	14	0	—	24
APP STATE	7	7	17	14	—	45

Sept. 2 - Kidd Brewer Stadium - Boone, N.C. - 36,075



**GAME NOTES**

Attendance at Kidd Brewer Stadium was 36,075, the second-largest crowd in Kidd Brewer Stadium history behind last year's season opener against North Carolina (40,168).

App State won its ninth home opener in the last 10 tries.

The Mountaineers improved to 9-0 all-time against Gardner-Webb and won against an FCS team for the 10th time in 11 tries since moving up to the FBS ranks in 2014.

This was the first matchup and win against a ranked FCS team since a 33-21 win at No. 24 Wofford in 2013.

App State improved to 49-9 in home games since 2014, the sixth-best winning percentage nationally in that span (and best among Group of Five programs).

First-time starters included QB Ryan Burger, LT Jack Murphy, RT Jayden Ramsey, SS Jordan Favors, DE Shawn Collins, CB Tyrek Funderburk, ILB Kyle Arnholt, OLB Donovan Spellman and DT Markus Clark.

2022 All-American kick returner Milan Tucker was in midseason form with a 48-yard return on the opening kickoff, his only return of the game.

Michael Hughes connected on a career-long 43-yard field goal that gave App State a 31-24 lead at the end of the third quarter.

Nate Noel rushed for 115 yards and a touchdown, his 10th career 100-yard rushing performance.

In his App State debut, running back Maquel Haywood rushed 11 times for 45 yards.

Nick Ross totaled a career-high 13 tackles to lead the defensive unit.

TEAM TOTALS	GW	APP
<b>FIRST DOWNS</b>		
Total	19	23
Rushing	8	9
Passing	11	12
Penalty	0	2
<b>RUSHING</b>		
Total (Net)	139	147
Attempts	30	43
Avg. Per Rush	4.6	3.4
Rushing TDs	2	1
Yds. Gained	146	187
Yds. Lost	7	40
<b>PASSING</b>		
Total (Net)	221	247
Comp.-Att.-Int.	30-46-2	18-24-0
Avg. / Att.	4.8	10.3
Avg. / Comp.	7.4	13.7
TDs	1	5
<b>TOTAL OFFENSE</b>		
Yards	360	394
Plays	76	67
Avg. / Play	4.7	5.9
Fumbles - Lost	1-1	3-0
Penalties - Yds.	5-50	2-20
<b>PUNTING</b>		
Punts - Yds.	4-125	4-159
Avg. / Punt	31.2	39.8
Inside 20	0	1
50+ Yds.	0	0
Touchbacks	0	0
Fair Catch	3	2
<b>KICKOFFS</b>		
Total - Yds.	5-263	8-474
Avg. Yds. / Kickoff	52.6	59.3
Touchbacks	2	5
<b>RETURNS</b>		
Punt: Total - Yds. - TDs	2-27-0	0-0-0
Punt: Avg. / Return	13.5	0
Kickoff: Total - Yds. - TDs	1-21-0	2-57-0
Kickoff: Avg. / Return	21.0	28.5
INT: Total - Yds. - TDs	0-0-0	2-37-0
Fumble: Total - Yds. - TDs	0-0-0	0-0-0
<b>MISCELLANEOUS</b>		
Misc. Yards	0	0
Poss. Time	28:18	31:42
3rd. Down Conv.	8 of 18	4 of 13
4th. Down Conversions	2 of 3	3 of 3
Red-Zone: Scores - Chances	3-3	3-4
Sacks: Total - Yds.	2-8	0-0
PAT: Total - Made	3-3	6-6
2PT Conversion: Total - Made	0-0	0-0
Field Goals: Total - Made	1-1	1-2

## Aguilar, Second-Half Takeaways Provide Key Spark

BOONE, N.C. — With the reset button hit, App State opened the 2023 season by winning in front of a big crowd at The Rock.

Newcomers and non-starters delivered some of the biggest plays during the 45-24 victory against Gardner-Webb in front of 36,075 fans — the second-biggest crowd in Kidd Brewer Stadium history.

In relief of starter Ryan Burger, who went 7 of 11 with an early TD pass before exiting for the rest of the game with a finger injury, Joey Aguilar completed 11 of his 13 passes for 174 yards and four TDs. He threw a TD on his first play for the Mountaineers and set a school record for the most TD passes by a quarterback in his App State debut.

“You have to go out there and just play, no matter if it’s first, second, third,” he said. “It’s always next guy up, and you just have to be prepared.”

“Joey came in, his first collegiate pass for App State is a touchdown, and that gave us the spark we needed,” head coach Shawn Clark said.

Eli Wilson, Kaedin Robinson, Dalton Stroman, Dashaun Davis and Christan Horn had one touchdown catch apiece, and Nate Noel rushed for 115 yards and one touchdown on a career-high 24 carries.

Three turnovers forced in a span of eight minutes from late in the third quarter to midway through the fourth enabled the Mountaineers to gain separation from the Runnin’ Bulldogs, who led 24-21 in the third quarter before App State scored the final 24 points.

With App State ahead 31-24, defensive end Michael Fletcher’s second QB pressure of the game led to an interception from Jackson Greene, who returned the ball 25 yards to the Gardner-Webb 23. Noel followed a 16-yard run with a 7-yard score, and pressure from Shawn Collins contributed to an INT by fellow newcomer Jack Scroggs shortly thereafter.

Kevin Abrams-Verwayne later forced a fumble that was recovered by Montez Kelley, and Aguilar’s fourth TD pass capped the scoring.

### SCORING SUMMARY

Team	Qtr	Time	Scoring Play	Plays	Time	Score
APP	1st	1:08	Wilson 12 yd pass from Burger (Hughes kick)	15-77	5:32	7-0
GW	2nd	13:03	Brown 8 yd run (Billingsley kick)	8-75	3:05	7-7
GW	2nd	5:22	Billingsley, Jay 37 yd field goal	16-44	5:35	7-10
APP	2nd	2:06	Robinson 2 yd pass from Aguilar (Hughes kick)	1-32	0:07	14-10
GW	3rd	10:41	Brown, Jayden 16 yd run (Billingsley kick)	11-65	4:19	14-17
APP	3rd	7:24	Davis 26 yd pass from Aguilar (Hughes kick)	8-65	3:17	21-17
GW	3rd	5:16	Brown 41 yd pass from Caldwell (Billingsley kick)	5-75	2:08	21-24
APP	3rd	3:35	Stroman 43 yd pass from Aguilar (Hughes kick)	4-64	1:36	28-24
APP	3rd	0:20	Hughes 43 yd field goal	6-39	2:21	31-24
APP	4th	14:52	Noel 7 yd run (Hughes kick)	2-23	0:18	38-24
APP	4th	1:50	Horn 7 yd pass from Aguilar (Hughes kick)	9-61	5:35	45-24

### STAT LEADERS

GARDNER-WEBB				APP STATE			
Rushing	Att.	Yds	TD	Rushing	Att.	Yds	TD
Gaither	10	54	0	Noel	24	115	1
Brown	9	45	2	Haywood	11	45	0
Caldwell	4	18	0	Aguilar	3	8	0
Jones	1	7	0	Burger	4	-10	0
Squire	1	6	0	Tucker	1	-11	0
Jackson	1	3	0	<b>Totals</b>	<b>43</b>	<b>147</b>	<b>1</b>
English	1	1	0	<b>Passing</b>	<b>Comp-Att-Int</b>	<b>Yds</b>	<b>TD</b>
<b>Totals</b>	<b>39</b>	<b>139</b>	<b>2</b>	Burger	7-11-0	73	1
<b>Passing</b>	<b>Comp-Att-Int</b>	<b>Yds</b>	<b>TD</b>	Aguilar	11-13-0	174	4
Caldwell	30-46-2	221	1	<b>Totals</b>	<b>18-24-0</b>	<b>247</b>	<b>5</b>
<b>Totals</b>	<b>30-46-2</b>	<b>221</b>	<b>1</b>	<b>Receiving</b>	<b>No.</b>	<b>Yds</b>	<b>TD</b>
<b>Receiving</b>	<b>No.</b>	<b>Yds</b>	<b>TD</b>	Robinson	4	64	1
Gaither	7	22	0	Horn	4	50	1
McGuire	5	32	0	Davis	3	36	1
Burns	4	51	0	Stroman	2	49	1
Page	4	28	0	Wilson	2	15	1
Floyd	4	18	0	Hetzel	1	22	0
Brown	3	67	1	Tucker	1	6	0
Jones	1	8	0	Gibbs	1	5	0
Hough	1	5	0	<b>Totals</b>	<b>18</b>	<b>247</b>	<b>5</b>
Borders	1	0	0				
<b>Totals</b>	<b>30</b>	<b>221</b>	<b>1</b>				

GAME 2							FINAL
APP STATE	0	10	7	10	7	0	— 34
#17 UNC	0	10	10	7	7	6	— 40

Sept. 9 - Kenan Stadium - Chapel Hill, N.C. - 50,500



**GAME NOTES**

It was App State's seventh OT game at the FBS level (1-6 record) and 14th overall (4-10 record).

This was the third time since 2016 that the Mountaineers took a nationally ranked team to OT on the road. The others were a 20-13 loss at No. 9 Tennessee in 2016 and a 45-38 loss at No. 9 Penn State in 2018.

The Mountaineers' last eight games against Power Five opponents have all been decided by seven points or less, a stretch that includes the 34-31 road win against the Tar Heels in 2019 and the 63-61 loss to them last year in Boone.

Seven of App State's last eight games against AP Top 25 foes have ended with one-possession final margins, and the only exception was a 34-23 loss at Coastal Carolina in 2020 after App State held a lead going into the final three minutes.

Michael Fletcher and Brendan Harrington had sacks for an App State defense that made several big stops in short-yardage situations, including two big plays involving Jordan Favors.

Facing a fourth-and-1 scenario from the App State 44 early in the fourth quarter, Joey Aguilar faked a handoff and lofted a pass into the hands of well-covered tight end Miller Gibbs for 19 yards on a play with only one player out on a receiving route. Dalton Stroman went up high with one hand to snag a pass in traffic for a 18-yard gain to the UNC 18, and Milan Tucker's 10-yard reception set up Nate Noel's go-ahead score.

First-time starters for the Mountaineers included freshman OLB Nate Johnson, junior QB Joey Aguilar and redshirt sophomore LT Markell Samuel.

Milan Tucker gained 41 yards on his only kick return, and Michael Hughes had a career-long FG of 46 yards.

TEAM TOTALS	APP	UNC
<b>FIRST DOWNS</b>		
Total	30	27
Rushing	11	18
Passing	16	7
Penalty	3	2
<b>RUSHING</b>		
Total (Net)	219	319
Attempts	44	45
Avg. Per Rush	5.0	7.1
Rushing TDs	2	5
Yds. Gained	225	337
Yds. Lost	6	18
<b>PASSING</b>		
Total (Net)	275	208
Comp.-Att.-Int.	22-43-1	21-30-0
Avg. / Att.	6.4	6.9
Avg. / Comp.	12.5	9.9
TDs	2	0
<b>TOTAL OFFENSE</b>		
Yards	494	527
Plays	87	75
Avg. / Play	5.7	7
Fumbles - Lost	2-0	0-0
Penalties - Yds.	7-70	5-60
<b>PUNTING</b>		
Punts - Yds.	2-74	2-90
Avg. / Punt	37	45
Inside 20	1	2
50+ Yds.	0	0
Touchbacks	0	0
Fair Catch	0	2
<b>KICKOFFS</b>		
Total - Yds.	6-315	6-375
Avg. Yds. / Kickoff	52.5	62.5
Touchbacks	0	5
<b>RETURNS</b>		
Punt: Total - Yds. - TDs	0-0-0	0-0-0
Punt: Avg. / Return	0	0
Kickoff: Total - Yds. - TDs	1-41-0	0-0-0
Kickoff: Avg. / Return	41.0	0
INT: Total - Yds. - TDs	0-0-0	1-7-0
Fumble: Total - Yds. - TDs	0-0-0	0-0-0
<b>MISCELLANEOUS</b>		
Misc. Yards	0	0
Poss. Time	33:39	26:21
3rd. Down Conv.	8 of 17	8 of 13
4th. Down Conversions	2 of 3	0 of 1
Red-Zone: Scores - Chances	4-5	6-8
Sacks: Total - Yds.	2-11	0-0
PAT: Total - Made	4-4	4-4
2PT Conversion: Total - Made	0-0	0-1
Field Goals: Total - Made	2-3	2-3

**App State Drops Two-OT Heartbreaker in Kenan**

CHAPEL HILL — Another App State-North Carolina showdown. Another sold-out thriller going down to the final seconds — and, in this case, being decided with the clock no longer needed.

After the Mountaineers and 17th-ranked Tar Heels traded scores to begin overtime, UNC opened the second overtime with a touchdown and made a defensive stop to cap a 40-34 victory against App State.

The Mountaineers' last eight games against Power Five foes have all been decided by seven points or less. App State held five leads and came close to improving to 3-1 in its last four games vs. ranked foes.

"I'm at a loss for words, but I'm very proud of our team," Shawn Clark said. "I'm never going to second-guess anything our players have done. They're hurting, but we're Mountaineers. We'll bounce back from this."

Joey Aguilar completed 22 passes for 272 yards and two TDs in his first start. Dashaun Davis accounted for one of the TDs on a night in which he caught seven passes for a career-high 117 yards, and Nate Noel rushed a career-high 26 times for 127 yards with two touchdowns.

App State's offensive line paved the way for 219 rushing yards while allowing no sacks against a defense that recorded nine sacks and allowed minus-2 rushing yards the previous week at South Carolina.

Michael Hughes kicked a game-tying, 33-yard field goal with 1:22 left in the fourth quarter, and the Tar Heels (2-0) missed a 39-yard attempt wide left as time expired to send the game into OT at 27-all.

Three runs to begin OT from Noel, including a 7-yard TD, gave App State a 34-27 lead before UNC answered back with a 17-yard TD run. With UNC having possession to start the second OT, Drake Maye scored on a 13-yard keeper, but Jordan Favors and Caden Sullivan combined on a conversion tackle. An incomplection, 2-yard run and 3-yard completion preceded a fourth-and-5 incomplection near the end zone.

**SCORING SUMMARY**

Team	Qtr	Time	Scoring Play	Plays	Time	Score
APP	2nd	11:10	Hughes 46 yd field goal	19-66	8:10	3-0
UNC	2nd	10:43	Hampton 68 yd run (Coe kick)	2-75	0:27	3-7
APP	2nd	7:14	Wilson 5 yd pass from Aguilar (Hughes kick)	9-75	3:29	10-7
UNC	2nd	3:05	Coe 47 yd field goal	9-46	4:09	10-10
APP	3rd	12:43	Davis 33 yd pass from Aguilar (Hughes kick)	6-75	2:17	17-10
UNC	3rd	8:57	Hood 5 yd run (Coe kick)	11-75	3:46	17-17
UNC	3rd	1:25	Coe 31 yd field goal	11-51	5:01	17-20
APP	4th	10:44	Noel 7 yd run (Hughes kick)	12-75	5:41	24-20
UNC	4th	9:19	Hampton 7 yd run (Coe kick)	4-75	1:25	24-27
APP	4th	1:22	Hughes 33 yd field goal	12-69	2:48	27-27
APP	OT		Noel 7 yd run (Hughes kick)	3-25		34-27
UNC	OT		Hampton 17 yd run (Coe kick)	3-25		34-34
UNC	OT		Maye 13 yd run (Maye run failed)	3-25		34-40

**STAT LEADERS**

APP STATE				NORTH CAROLINA			
Rushing	Att.	Yds	TD	Rushing	Att.	Yds	TD
Noel	26	127	2	Hampton	26	234	3
Haywood	10	42	0	Maye	11	57	1
Aguilar	6	42	0	Hood	6	26	1
Davis	1	10	0	Green	1	4	0
Tucker	1	-2	0	Team	1	-2	0
<b>Totals</b>	<b>44</b>	<b>219</b>	<b>2</b>	<b>Totals</b>	<b>45</b>	<b>319</b>	<b>5</b>
Passing	Cmp-Att-Int	Yds	TD	Passing	Cmp-Att-Int	Yds	TD
Aguilar	22-43-1	275	2	Maye	21-30-0	208	0
<b>Totals</b>	<b>22-43-1</b>	<b>275</b>	<b>2</b>	<b>Totals</b>	<b>21-30-0</b>	<b>208</b>	<b>0</b>
Receiving	No.	Yds	TD	Receiving	No.	Yds	TD
Davis	7	117	1	Paysour	8	73	0
Tucker	3	26	0	Jones	5	91	0
Stroman	2	34	0	Blackwell	4	13	0
Robinson	2	33	0	Hampton	1	10	0
Wilson	2	18	1	Nesbit	1	9	0
Jackson	2	10	0	McCollum	1	8	0
Horn	2	9	0	Greene Jr.	1	4	0
Gibbs	1	19	0	<b>Totals</b>	<b>21</b>	<b>208</b>	<b>0</b>
Noel	1	9	0				
<b>Totals</b>	<b>22</b>	<b>275</b>	<b>2</b>				

GAME 3					FINAL	
East Carolina	7	14	7	0	—	28
APP STATE	10	6	20	7	—	43

Sept. 16 - Kidd Brewer Stadium - Boone, N.C. - 40,168 (ties stadium record)



### GAME NOTES

App State now owns two of the three 40,000-attendance games in the history of the Sun Belt Conference. The record is a 2009 Louisiana home game against Southern that had 41,357 fans.

The Mountaineers increased their all-time series lead over East Carolina to 21-12 and have a 2-0 advantage with both teams as FBS members.

App State improved to 50-9 in home games since 2014, the sixth-best winning percentage nationally in that span (and best among Group of Five programs).

The Mountaineers improved to 31-1 when winning the turnover battle since 2018, including a 17-1 mark with Shawn Clark as the head coach.

First-time starters for the Mountaineers included TE David Larkins and OLB Thomas Davis.

App State has started a season with three straight performances of 40-plus points for the first time since 2010. The Mountaineers finished 10-3 that season and were Southern Conference Co-Champions.

It was Nate Noel's fourth straight 100-yard game dating back to last year, becoming the first App State player to do that since Darrynton Evans in 2018.

Through two and a half games after he entered in the second quarter for injured starter Ryan Burger against Gardner-Webb, Aguilar has thrown for nine touchdowns and accounted for 10, while only tossing a pair of INTs.

Returning All-American kick returner Milan Tucker scored his first career receiving touchdown.

The Mountaineers held ECU to 99 rushing yards in the game, including minus-5 in the second half.

TEAM TOTALS	ECU	APP
<b>FIRST DOWNS</b>		
Total	14	23
Rushing	7	11
Passing	7	11
Penalty	0	1
<b>RUSHING</b>		
Total (Net)	99	239
Attempts	27	45
Avg. Per Rush	3.7	5.3
Rushing TDs	2	3
Yds. Gained	148	258
Yds. Lost	49	19
<b>PASSING</b>		
Total (Net)	161	241
Comp.-Att.-Int.	19-33-3	17-29-1
Avg. / Att.	4.9	8.3
Avg. / Comp.	8.5	14.2
TDs	0	3
<b>TOTAL OFFENSE</b>		
Yards	260	480
Plays	60	74
Avg. / Play	4.3	6.5
Fumbles - Lost	0-0	1-1
Penalties - Yds.	11-80	3-25
<b>PUNTING</b>		
Punts - Yds.	5-214	3-118
Avg. / Punt	42.8	39.3
Inside 20	2	1
50+ Yds.	1	1
Touchbacks	0	0
Fair Catch	3	2
<b>KICKOFFS</b>		
Total - Yds.	5-320	8-484
Avg. Yds. / Kickoff	64.0	60.5
Touchbacks	3	3
<b>RETURNS</b>		
Punt: Total - Yds. - TDs	1-11-0	1-23-0
Punt: Avg. / Return	11.0	23.0
Kickoff: Total - Yds. - TDs	3-71-0	2-55-0
Kickoff: Avg. / Return	23.7	27.5
INT: Total - Yds. - TDs	1-8-1	3-26-0
Fumble: Total - Yds. - TDs	1-57-1	0-0-0
<b>MISCELLANEOUS</b>		
Misc. Yards	0	0
Poss. Time	28:33	27:13
3rd. Down Conv.	3 of 10	7 of 14
4th. Down Conversions	0 of 1	0 of 1
Red-Zone: Scores - Chances	2-2	4-5
Sacks: Total - Yds.	1-4	4-47
PAT: Total - Made	4-4	4-4
2PT Conversion: Total - Made	0-0	0-2
Field Goals: Total - Made	0-0	1-1

## Record-Tying Crowd Watches App State Top Pirates

BOONE, N.C. — A record-tying crowd for the long-awaited return of an in-state rival. And a satisfying, bounce-back result to boot.

Facing East Carolina in Boone for the first time since 1979, App State pulled away in the second half to claim a 43-28 victory against the Pirates with a crowd of 40,168 rocking Kidd Brewer Stadium. That total matched the stadium record set in 2022 for North Carolina's season-opening visit to the High Country.

An action-packed day that started with Yosef ziplining from the seventh-floor tower onto the field while holding the American flag ended with App State scoring 33 of the final 40 points.

The Mountaineers (2-1) intercepted three passes and recorded four sacks while overcoming two defensive TDs scored by the Pirates, who led 21-10 in the second quarter. One of those touchdowns was a short pick-sick touchdown return, but Joey Aguilar fired three touchdown passes after that and finished 17 of 29 for 241 yards as App State played its third straight in-state opponent to open the 2023 season.

After the Mountaineers fell in two overtimes at North Carolina and gave up an opening-drive touchdown to ECU (0-3), Nate Noel scored from 68 yards out on App State's second offensive play and posted his fourth straight 100-yard game (dating back to last season) with a career-high 193 yards on 25 attempts.

Nick Ross, Jordan Favors and Omari Philyaw all intercepted passes against first-time ECU starter Alex Flinn. Andrew Parker Jr., Markus Clark, Brodrick Gooch and Nate Johnson came away with sacks for a defense that limited the Pirates to 42 second-half yards on 25 plays.

"I'm proud of our football team and really proud of our defense to give up 14 points all day," App State head coach Shawn Clark said. "I just want to thank the fans. We can't thank you enough for tying the all-time attendance record here at App State. The students were incredible."

### SCORING SUMMARY

Team	Qtr	Time	Scoring Play	Plays	Time	Score
ECU	1st	10:14	Harris 7 yd run (Conrad kick)	9-75	4:46	0-7
APP	1st	9:39	Noel 68 yd run (Hughes kick)	2-75	0:35	7-7
APP	1st	3:49	Hughes 36 yd field goal	10-42	5:11	10-7
ECU	2nd	9:25	Jackson 8 yd interception (Conrad kick)			10-14
ECU	2nd	2:14	Harris 4 yd run (Conrad kick)	11-77	4:55	10-21
APP	2nd	1:15	Roberts 18 yd run (pass failed)	3-37	0:43	16-21
APP	3rd	12:05	Robinson 34 yd pass from Aguilar (pass failed)	8-75	2:55	22-21
ECU	3rd	10:03	Revel 57 yd fumble return (Conrad kick)			22-28
APP	3rd	8:18	Tucker 35 yd pass from Aguilar (Hughes kick)	6-79	1:39	29-28
APP	3rd	0:09	Aguilar 1 yd run (Hughes kick)	6-19	2:51	36-28
APP	4th	5:44	Larkins 6 yd pass from Aguilar (Hughes kick)	10-70	5:44	43-28

### STAT LEADERS

ECU				APP STATE			
Rushing	Att.	Yds	TD	Rushing	Att.	Yds	TD
Harris	12	56	2	Noel	25	193	1
Bond	2	30	0	Roberts	6	42	1
Flinn	8	6	0	Aguilar	6	13	1
Garcia	2	6	0	Haywood	5	0	0
Gunn Jr.	3	1	0	Team	3	-9	0
<b>Totals</b>	<b>27</b>	<b>99</b>	<b>2</b>	<b>Totals</b>	<b>45</b>	<b>239</b>	<b>3</b>
Passing	Cmp-Att-Int	Yds	TD	Passing	Cmp-Att-Int	Yds	TD
Flinn	17-31-3	158	0	Aguilar	17-29-1	241	3
Garcia	2-2-0	3	0	<b>Totals</b>	<b>17-29-1</b>	<b>241</b>	<b>3</b>
<b>Totals</b>	<b>19-33-3</b>	<b>161</b>	<b>0</b>				
Receiving	No.	Yds	TD	Receiving	No.	Yds	TD
Robinson	4	57	1	Robinson	4	57	1
Patterson	4	44	0	Larkins	3	31	1
Sowell	4	26	0	Noel	3	18	0
Johnson	3	41	0	Tucker	2	51	1
Calhoun	3	28	0	Jackson	2	43	0
Bond	2	11	0	Horn	2	24	0
Spalding	1	7	0	Stroman	1	17	0
Harris	1	3	0	<b>Totals</b>	<b>17</b>	<b>241</b>	<b>3</b>
Gunn Jr.	1	1	0				
<b>Totals</b>	<b>19</b>	<b>161</b>	<b>0</b>				

GAME 4						FINAL
APP STATE	6	6	0	7	—	19
Wyoming	0	7	0	15	—	22

Sept. 23 - War Memorial Stadium - Laramie, Wyo. - 21,169



**GAME NOTES**

App State lost its nonconference finale despite holding a lead until the 1:52 mark of the fourth quarter and despite controlling the stats in total yardage (417 to 208), first downs (27 to 7), time of possession (40:25 to 19:35) and third down conversions (10-of-19 to 3-of-12).

The Mountaineers more than doubled the time of possession against a Wyoming team that entered the day ranked 12th in the nation averaging 33:30 per game.

This was the first game in which App State did not score an offensive touchdown since a 2013 loss at Georgia (45-6).

Michael Hughes tied his career high with four made field goals – all in the first half – including a career-long 50-yarder that put the Mountaineers up 12-7 at the close of the first half. The 50-yarder was the longest by an App State kicker since Chandler Staton's 53-yarder against Georgia Southern in 2017.

Wyoming's blocked field goal and 62-yard return for a touchdown that was the eventual game winner was the first time App State has ever allowed a blocked field goal return for a score.

The Mountaineers held Wyoming's offense to just 208 yards, seven first downs and 3-of-12 on third-down conversions. Seventy-five of the Cowboys' 208 yards came on one play.

Solo sacks came from Nate Johnson and Andrew Parker Jr.

Trevor Moffitt tackled a Wyoming running back for a loss for a big stop on a third-and-1.

Nate Noel, the nation's leading rusher entering the weekend, rushed for 107 yards on a career-high 30 attempts, the third time in four games this season he has logged a career high in attempts.

TEAM TOTALS	APP	WYO
<b>FIRST DOWNS</b>		
Total	27	7
Rushing	11	6
Passing	13	1
Penalty	3	0
<b>RUSHING</b>		
Total (Net)	217	177
Attempts	50	27
Avg. Per Rush	4.3	6.6
Rushing TDs	0	2
Yds. Gained	224	208
Yds. Lost	7	31
<b>PASSING</b>		
Total (Net)	200	31
Comp.-Att.-Int.	22-40-1	5-15-1
Avg. / Att.	5.0	2.1
Avg. / Comp.	9.1	6.2
TDs	0	0
<b>TOTAL OFFENSE</b>		
Yards	417	208
Plays	90	42
Avg. / Play	4.6	5
Fumbles - Lost	1-1	0-0
Penalties - Yds.	2-15	8-65
<b>PUNTING</b>		
Punts - Yds.	4-163	8-359
Avg. / Punt	40.8	44.9
Inside 20	1	3
50+ Yds.	0	3
Touchbacks	0	2
Fair Catch	1	3
<b>KICKOFFS</b>		
Total - Yds.	5-325	4-188
Avg. Yds. / Kickoff	65.0	47.0
Touchbacks	5	1
<b>RETURNS</b>		
Punt: Total - Yds. - TDs	0-0-0	2-5-0
Punt: Avg. / Return	0	2.5
Kickoff: Total - Yds. - TDs	2-40-0	0-0-0
Kickoff: Avg. / Return	20.0	0
INT: Total - Yds. - TDs	1-18-1	1-0-0
Fumble: Total - Yds. - TDs	0-0-0	1-2-0
<b>MISCELLANEOUS</b>		
Misc. Yards	0	62
Poss. Time	40:25	19:35
3rd. Down Conv.	10 of 19	3 of 12
4th. Down Conversions	0 of 1	0 of 0
Red-Zone: Scores - Chances	3-4	1-1
Sacks: Total - Yds.	3-28	1-3
PAT: Total - Made	1-1	2-2
2PT Conversion: Total - Made	0-0	1-1
Field Goals: Total - Made	4-5	0-0

**Cowboys Rally Past App State In Closing Minutes**

LARAMIE, Wyo. — App State cornerback Tyrek Funderburk's 18-yard interception return for a touchdown following four first-half field goals from Michael Hughes extended App State's fourth-quarter lead to a two-score margin, but Wyoming returned a blocked field goal for a go-ahead touchdown with 1:52 left and intercepted a pass at the Cowboys' 6-yard line with 12 seconds left to seal a 22-19 win.

Funderburk's defensive touchdown gave the Mountaineers (2-2) a 19-7 advantage early in the fourth quarter of their nonconference finale. After a Mitchell Lake punt had pinned Wyoming at its 5 early in the fourth quarter, a bobbled swing pass that was knocked forward into the air by the back ended up in the hands of Funderburk, who raced untouched to the end zone.

The Cowboys (3-1) responded immediately with a 75-yard touchdown run up the middle by Harrison Waylee on the first play of the next series. App State answered with a clock-chewing, grind-it-out series that lasted 18 plays, covered 55 yards and ate up 9 minutes, 32 seconds.

Wyoming blocked a 47-yard field goal that could have pushed the App State advantage to 22-14 with less than two minutes remaining. Instead, DeVonne Harris blocked the attempt before Jakorey Hawkins scooped up the loose ball and raced 62 yards in the other direction for a touchdown. A successful two-point try gave the Cowboys a three-point lead.

App State moved from its 31 to the Wyoming 20 in the closing minute, with a defensive pass interference setting up first down with 17 seconds left, but Wrook Brown picked off a deep throw in the middle of the field.

Nate Noel led the offense by rushing for 107 yards on a career-high 30 carries, and Joey Aguilar threw for 200 yards.

Overall, App State finished with large advantages in first downs (27-7), total yards (417-208, including just 31 through the air for Wyoming) and possession time (40:25-19:35).

**SCORING SUMMARY**

Team	Qtr	Time	Scoring Play	Plays	Time	Score
APP	1st	10:41	Hughes 25 yd FG	12-67	4:19	3-0
APP	1st	3:00	Hughes 28 yd FG	12-87	5:33	6-0
WYO	2nd	12:28	Peasley 9 yd run (Hoyland kick)	5-26	2:13	6-7
APP	2nd	1:09	Hughes 20 yd FG	14-87	6:31	9-7
APP	2nd	0:00	Hughes 50 yd FG	3-18	0:15	12-7
APP	4th	11:42	Funderburk 18 yd INT return (Hughes kick)			19-7
WYO	4th	11:31	Waylee 75 yd run (Hoyland kick)	1-75	0:11	19-14
WYO	4th	1:52	Hawkins 62 yd blocked FG return (Gyllenborg catch)			19-22

**STAT LEADERS**

APP STATE					WYOMING				
Rushing	Att.	Yds	TD		Rushing	Att.	Yds	TD	
Noel	30	107	0		Waylee	17	156	1	
Roberts	6	59	0		Boddie	1	26	0	
Haywood	8	31	0		Asante	1	7	0	
Aguilar	6	20	0		James	1	4	0	
<b>Totals</b>	<b>50</b>	<b>217</b>	<b>0</b>		Team	1	-1	0	
					Peasley	6	-15	0	
<b>Passing</b>	<b>Cmp-Att-Int</b>	<b>Yds</b>	<b>TD</b>		<b>Totals</b>	<b>27</b>	<b>177</b>	<b>2</b>	
Aguilar	22-40-1	200	0						
<b>Totals</b>	<b>22-40-1</b>	<b>200</b>	<b>0</b>		<b>Passing</b>	<b>Cmp-Att-Int</b>	<b>Yds</b>	<b>TD</b>	
					Peasley	5-15-1	31	0	
					<b>Totals</b>	<b>5-15-1</b>	<b>31</b>	<b>0</b>	
<b>Receiving</b>	<b>No.</b>	<b>Yds</b>	<b>TD</b>						
Wilson	4	29	0		<b>Receiving</b>	<b>No.</b>	<b>Yds</b>	<b>TD</b>	
Davis	4	27	0		Wieland	2	18	0	
Robinson	3	51	0		Waylee	1	7	0	
Tucker	3	31	0		Stroman	1	5	0	
Stroman	2	24	0		Brown	1	1	0	
Jackson	2	17	0		Marquez	1	1	0	
Noel	2	4	0		<b>Totals</b>	<b>5</b>	<b>31</b>	<b>0</b>	
Horn	1	11	0						
Roberts	1	6	0						
<b>Totals</b>	<b>22</b>	<b>200</b>	<b>0</b>						

GAME 5					FINAL	
APP STATE	14	14	7	6	—	41
ULM	14	14	12	0	—	40

Sept. 30 - Malone Stadium - Monroe, La. - 19,919



### GAME NOTES

App State won its ninth straight Sun Belt opener and its second straight on the final play (following last year's Hail Mary win over Troy).

The Mountaineers won on the road for the first time this season after last-second losses to then-No. 17 UNC (40-34 in 2OT) and Wyoming (22-19).

Trailing by two in the final six minutes and needing a goalline stand to keep it a one-possession game, App State forced a fourth-and-goal situation from the 1 thanks to Markus Clark's third-down stop for no gain. ULM attempted a play-action pass, but defensive backs Tyrek Funderburk and Nick Ross combined on a huge sack to give the Mountaineers a shot.

App State had three timeouts left as ULM (2-2, 0-1) took over possession with 1:26 remaining. Three stops, including one for a 4-yard loss by Nick Ross, forced ULM to punt after running off only 19 seconds.

App State earned its first win of the year when losing the turnover battle. Under coach Shawn Clark, the Mountaineers are 17-1 when winning the turnover battle, 5-10 when losing, and 7-3 when they have the same number of turnovers as the opponent.

Nate Noel rushed for 109 yards on 18 attempts, his fifth 100-yard effort in five games this season and his sixth straight over the century mark dating back to last year. He's the first App State player with six straight 100-yard games since Jalin Moore had six straight in 2016.

Tyrek Funderburk scored on a 23-yard pick six to become the first App State player with pick sixes in back-to-back games since Steven Jones Jr. in 2021.

Jordan Favors blocked an extra point to maintain App State's 35-34 lead and broke up a two-point pass after the next ULM touchdown.

TEAM TOTALS	APP	ULM
<b>FIRST DOWNS</b>		
Total	28	22
Rushing	9	10
Passing	16	10
Penalty	3	2
<b>RUSHING</b>		
Total (Net)	201	203
Attempts	37	40
Avg. Per Rush	5.4	5.1
Rushing TDs	1	2
Yds. Gained	214	224
Yds. Lost	13	21
<b>PASSING</b>		
Total (Net)	335	268
Comp.-Att.-Int.	27-39-2	18-27-1
Avg. / Att.	8.6	9.9
Avg. / Comp.	12.4	14.9
TDs	3	4
<b>TOTAL OFFENSE</b>		
Yards	536	471
Plays	76	67
Avg. / Play	7.1	7
Fumbles - Lost	3-2	1-1
Penalties - Yds.	6-48	5-57
<b>PUNTING</b>		
Punts - Yds.	3-121	5-196
Avg. / Punt	40.3	39.2
Inside 20	1	0
50+ Yds.	0	1
Touchbacks	1	0
Fair Catch	1	2
<b>KICKOFFS</b>		
Total - Yds.	7-434	7-449
Avg. Yds. / Kickoff	62.0	64.1
Touchbacks	4	5
<b>RETURNS</b>		
Punt: Total - Yds. - TDs	0-0-0	0-0-0
Punt: Avg. / Return	0	0
Kickoff: Total - Yds. - TDs	2-43-0	3-43-0
Kickoff: Avg. / Return	21.5	14.3
INT: Total - Yds. - TDs	1-23-1	2-23-0
Fumble: Total - Yds. - TDs	0-0-0	0-0-0
<b>MISCELLANEOUS</b>		
Misc. Yards	26	0
Poss. Time	30:04	29:04
3rd. Down Conv.	7 of 13	3 of 11
4th. Down Conversions	1 of 2	2 of 3
Red-Zone: Scores - Chances	3-3	5-6
Sacks: Total - Yds.	3-15	1-3
PAT: Total - Made	5-5	4-5
2PT Conversion: Total - Made	0-0	0-1
Field Goals: Total - Made	2-2	0-0

## Hughes' 54-Yard FG At Horn Lifts App State To Win

MONROE, La. — Michael Hughes came up huge at crunch time.

Hughes' career-long 54-yard field goal as time expired — the longest game-winning field goal to end an App State victory in program history — delivered a 41-40 league victory at ULM to open Sun Belt play.

"Everyone involved in our program just showed resilience," head coach Shawn Clark said. "The odds of us winning that football game were not good, but everyone stuck together."

The longest App State field goal since 2000 — and tied for the third-longest in program history — capped a six-play, 43-yard march after the Mountaineers (3-2, 1-0) had regained possession at their own 20 with 1:02 left on the clock and no timeouts remaining.

With App State still stuck at its 19 with 24 seconds left, Joey Aguilar completed three straight throws to Kaedin Robinson for 14, 16 and 14 yards to move the ball to the ULM 37 with four seconds showing on the clock. Christian Johnstone delivered the snap to Conner Maynard, whose clean hold set up a pure kick with plenty of distance.

"I knew it was going to be a long one, but we practice those kicks every day in practice," Hughes said. "I had the confidence in me that was just built up over the years. It's just trusting the guys around me.

"I hit the same field goal in warmups from 59. The camera guy was perfect on my line. I played my line, hit the ball and game over."

Trailing by two in the final six minutes, App State forced a fourth-and-goal situation from the 1, and ULM attempted a play-action pass, but Tyrek Funderburk and Nick Ross combined on a huge sack.

A fourth-down keeper just short of the ULM 39 turned the ball over, but App State had three timeouts left as ULM (2-2, 0-1) took over possession for the final time with 1:26 remaining. Three stops forced ULM to punt after running off only 19 seconds.

### SCORING SUMMARY

Team	Qtr	Time	Scoring Play	Plays	Time	Score
ULM	1st	11:03	Wiley 22 yd pass from Wright (McCormick kick)	5-70	1:21	0-7
ULM	1st	6:10	Woullard 7 yd run (McCormick kick)	7-70	3:43	0-14
APP	1st	5:40	Horn 52 yd pass from Aguilar (Hughes kick)	2-73	0:24	7-14
APP	1st	5:35	Funderburk 23 yd interception (Hughes kick)			14-14
APP	2nd	10:59	Robinson 6 yd pass from Aguilar (Hughes kick)	10-63	4:01	21-14
ULM	2nd	8:15	Howell 14 yd pass from Wright (McCormick kick)	7-75	2:44	21-21
APP	2nd	3:14	Roberts 10 yd run (Hughes kick)	12-75	5:01	28-21
ULM	2nd	1:17	Howell 3 yd pass from Wright (McCormick kick)	5-74	1:49	28-28
APP	3rd	12:14	Horn 22 yd pass from Aguilar (Hughes kick)	7-75	2:46	35-28
ULM	3rd	8:24	Wright 1 yd run (PAT blocked)	7-87	3:45	35-34
ULM	3rd	1:39	Howell 8 yd pass from Wright (pass failed)	10-46	4:11	35-40
APP	4th	10:58	Hughes 28 yd FG	6-34	1:53	38-40
APP	4th	0:00	Hughes 54 yd FG	6-43	1:02	41-40

### STAT LEADERS

#### APP STATE

Rushing	Att.	Yds	TD
Noel	18	109	0
Aguilar	7	49	0
Marshall	4	30	0
Roberts	7	17	1
Team	1	-4	0
<b>Totals</b>	<b>37</b>	<b>201</b>	<b>1</b>

Passing	Cmp-Att-Int	Yds	TD
Aguilar	27-39-2	335	3
<b>Totals</b>	<b>27-39-2</b>	<b>335</b>	<b>3</b>

Receiving	No.	Yds	TD
Robinson	10	112	1
Horn	6	124	2
Noel	3	16	0
Stroman	2	31	0
Wilson	2	13	0
Davis	1	21	0
Tucker	1	10	0
Larkins	1	4	0
Jackson	1	4	0
<b>Totals</b>	<b>27</b>	<b>335</b>	<b>3</b>

#### ULM

Rushing	Att.	Yds	TD
Wright	17	74	1
Woullard	9	62	1
Smith	10	38	0
Franklin Jr.	4	29	0
<b>Totals</b>	<b>40</b>	<b>203</b>	<b>2</b>

Passing	Cmp-Att-Int	Yds	TD
Wright	18-27-1	268	4
<b>Totals</b>	<b>18-27-1</b>	<b>268</b>	<b>4</b>

Receiving	No.	Yds	TD
Howell	8	62	3
Wiley	4	80	1
Mortimer	2	65	0
Luke	2	44	0
Davis	2	17	0
<b>Totals</b>	<b>18</b>	<b>268</b>	<b>4</b>

GAME 6					FINAL	
Coastal Carolina	14	3	7	3	—	27
APP STATE	0	10	7	7	—	24

Oct. 10 (Tuesday night) - Kidd Brewer Stadium - Boone, N.C. - 34,252



### GAME NOTES

App State lost on a final-play field goal for the first time since a 2017 double-OT loss at UMass and on a field goal as time expired in regulation for the first time since 2000 at Chattanooga.

Coastal Carolina won for the first time in Boone (to move their all-time record in Boone to 1-6). The previous game in Boone was a 30-27 App State win over the 14th-ranked Chanticleers, also on a last-second field goal.

Official attendance for the sold-out Tuesday game at Kidd Brewer Stadium was 34,252. That's the seventh-largest crowd in stadium history and the largest for a Tuesday/Wednesday game anywhere since a 2011 game between Pitt and visiting UConn (40,219). The 2021 Wednesday game between App State and Coastal in Boone drew a sold-out attendance of 31,061.

The Mountaineers played most of the game without the nation's second-leading rusher. Nate Noel had a 1-yard run and a 4-yard catch on the first drive before a lower body injury kept him from returning.

App State had a minus-1 turnover margin in the game. The Mountaineers moved to 5-11 under coach Shawn Clark when losing the turnover battle. They are 17-1 when winning the turnover battle and 7-3 when they have the same number of turnovers as the opponent.

App State was a perfect 4-for-4 in the red zone with three touchdowns and a field goal.

Joey Aguilar completed a pass to 11 receivers.

Makai Jackson and Milan Tucker had catches of 67 and 69 yards, respectively.

Dalton Stroman's touchdown catch was his second of the season, and David Larkins' was his second also.

TEAM TOTALS	CCU	APP
<b>FIRST DOWNS</b>		
Total	25	18
Rushing	11	6
Passing	13	9
Penalty	1	3
<b>RUSHING</b>		
Total (Net)	196	111
Attempts	45	26
Avg. Per Rush	4.4	4.3
Rushing TDs	1	1
Yds. Gained	208	111
Yds. Lost	12	0
<b>PASSING</b>		
Total (Net)	373	305
Comp.-Att.-Int.	19-28-0	18-31-0
Avg. / Att.	13.3	9.8
Avg. / Comp.	19.6	16.9
TDs	2	2
<b>TOTAL OFFENSE</b>		
Yards	569	416
Plays	73	57
Avg. / Play	7.8	7.3
Fumbles - Lost	0-0	1-1
Penalties - Yds.	9-108	6-60
<b>PUNTING</b>		
Punts - Yds.	3-106	4-165
Avg. / Punt	35.3	41.2
Inside 20	0	2
50+ Yds.	0	1
Touchbacks	0	0
Fair Catch	2	2
<b>KICKOFFS</b>		
Total - Yds.	5-325	5-316
Avg. Yds. / Kickoff	65.0	63.2
Touchbacks	4	0
<b>RETURNS</b>		
Punt: Total - Yds. - TDs	0-0-0	0-0-0
Punt: Avg. / Return	0	0
Kickoff: Total - Yds. - TDs	3-66-0	1-26-0
Kickoff: Avg. / Return	22.0	26.0
INT: Total - Yds. - TDs	0-0-0	0-0-0
Fumble: Total - Yds. - TDs	0-0-0	0-0-0
<b>MISCELLANEOUS</b>		
Misc. Yards	0	0
Poss. Time	35:39	24:21
3rd. Down Conv.	6 of 12	3 of 11
4th. Down Conversions	0 of 2	2 of 4
Red-Zone: Scores - Chances	3-4	4-4
Sacks: Total - Yds.	0-0	1-2
PAT: Total - Made	3-3	3-3
2PT Conversion: Total - Made	0-0	0-0
Field Goals: Total - Made	2-2	1-1

## App State Falls On CCU Field Goal As Time Expires

BOONE, N.C. — Coastal Carolina's Kade Hensley kicked a 24-yard field goal with no time remaining as App State suffered a 27-24 loss in a nationally televised Sun Belt Conference showdown on a Tuesday night at a packed Kidd Brewer Stadium.

After allowing a TD on the game-opening drive and falling behind 14-0 in the first eight minutes, App State (3-3, 1-1) pulled even twice — at 17-all in the third quarter and 24-all in the fourth. Caden Sullivan's stop for a 1-yard loss on Grayson McCall's fourth-and-2 keeper from the Mountaineers' 14 midway through the fourth quarter gave App State its first possession of the game in which it wasn't facing a deficit.

Joey Aguilar completed a pass to Milan Tucker for a 69-yard gain, but Coastal forced a fumble at the end of the long run to the 20 with 4:43 remaining, and defender Abraham Temoney made a sliding recovery right before the bouncing ball crossed the sideline to go out of bounds.

The Chanticleers (3-3, 1-2) responded with an 11-play drive, marching from their 16 to as deep as the App State 2, with CJ Beasley sliding down just short of the end zone on a 21-yard gain in the final minute.

Aguilar threw for 305 yards and two TDs, including a game-tying, fourth-and-3 TD pass from the Coastal 5 to Dalton Stroman with 8:47 remaining after a 67-yard completion to Makai Jackson. Nate Noel, the nation's second-leading rusher, had two offensive touches on App State's opening drive before missing the rest of the game with a lower-body injury, and the trio of Kanye Roberts, Maquel Haywood and Ahmani Marshall combined for 22 carries, 104 yards and one score.

The Mountaineers finally pulled even for the first time at 17-all on Aguilar's 2-yard touchdown pass to David Larkins with 6:18 remaining in the third quarter, and the Chanticleers responded with a seven-play, 77-yard touchdown drive to quickly regain the advantage. A third-and-5 penalty for defensive pass interference preceded McCall's 32-yard touchdown pass to wide-open tight end Kendall Karr.

### SCORING SUMMARY

Team	Qtr	Time	Scoring Play	Plays	Time	Score
CCU	1st	11:12	Bennett 1 yd run (Hensley kick)	7-83	3:43	0-7
CCU	1st	7:22	Tucker 51 yd pass from McCall (Hensley kick)	5-63	2:28	0-14
APP	2nd	11:05	Hughes 29 yd FG	8-60	3:03	3-14
CCU	2nd	7:30	Hensley 33 yd FG	6-59	3:35	3-17
APP	2nd	3:25	Marshall 3 yd run (Hughes kick)	10-75	4:05	10-17
APP	3rd	6:18	Larkins 2 yd pass from Aguilar (Hughes kick)	6-54	2:45	17-17
CCU	3rd	3:03	Karr 32 yd pass from McCall (Hensley kick)	7-77	3:07	17-24
APP	4th	8:47	Stroman 5 yd pass from Aguilar (Hughes kick)	6-80	2:34	24-24
CCU	4th	0:00	Hensley 24 yd FG	11-77	4:43	24-27

### STAT LEADERS

#### COASTAL CAROLINA

Rushing	Att.	Yds	TD
Bennett	15	64	1
White	9	46	0
Beasley	10	45	0
Brown	2	34	0
Balthazar	3	5	0
Simpkins	1	4	0
McCall	5	-2	0
<b>Totals</b>	<b>45</b>	<b>196</b>	<b>1</b>

Passing	Cmp-Att-Int	Yds	TD
McCall	19-28-0	373	2
<b>Totals</b>	<b>19-28-0</b>	<b>373</b>	<b>2</b>

Receiving	No.	Yds	TD
Pinckney	7	102	0
Tucker	3	100	1
White	3	18	0
Bennett	2	63	0
Duplessis	2	18	0
Brown	1	40	0
Karr	1	32	1
<b>Totals</b>	<b>19</b>	<b>373</b>	<b>2</b>

#### APP STATE

Rushing	Att.	Yds	TD
Roberts	11	48	0
Haywood	6	41	0
Marshall	5	15	1
Aguilar	3	6	0
Noel	1	1	0
<b>Totals</b>	<b>26</b>	<b>111</b>	<b>1</b>

Passing	Cmp-Att-Int	Yds	TD
Aguilar	18-31-0	305	2
<b>Totals</b>	<b>18-31-0</b>	<b>305</b>	<b>2</b>

Receiving	No.	Yds	TD
Wilson	3	41	0
Tucker	2	78	0
Stroman	2	35	1
Robinson	2	10	0
Hetzel	2	10	0
Larkins	2	8	1
Jackson	1	67	0
Davis	1	21	0
Roberts	1	18	0
Horn	1	13	0
Noel	1	4	0
<b>Totals</b>	<b>18</b>	<b>305</b>	<b>2</b>

GAME 7					FINAL
App State	7	7	7	0	— 21
ODU	0	17	3	8	— 28

Oct. 21 - S.B. Ballard Stadium - Norfolk, Va. - 20,017



**GAME NOTES**

All three App State touchdowns resulted from fourth-down execution, as Joey Aguilar scored on a fourth-and-goal keeper around right end from the 1 in the first quarter and threw a 5-yard scoring pass to David Larkins in a fourth-and-2 with 4:14 remaining before halftime. In the third quarter, Aguilar gained 2 yards on a fourth-and-2 keeper from the ODU 25, then threw a 17-yard touchdown pass to Kaedin Robinson in the back of the end zone on a fourth-and-5 delivery.

The Mountaineers converted only 3 of 14 third downs but were a perfect 4-for-4 on fourth downs.

Four straight App State touchdowns have been on fourth-down plays going back to the previous game.

The Mountaineers' four losses have all been by seven points or less. Each of the last seven losses, dating back to last season, have been by seven points or less.

Seven straight road games, dating back to last season, have been decided by one score.

Earning their first career starts were running back Kanye Roberts and nickel safety Jalik Thomas.

In his first career start, Kanye Roberts surpassed his previous career high of 70 rushing yards by halftime and finished the game with 109 yards on a career-high 26 carries.

Joey Aguilar completed 22 of 31 passes for 252 yards with two touchdowns and no interceptions. He also ran eight times for 18 yards and a score. He has accounted for two or more touchdowns in every game this year except at Wyoming.

Wide receiver Kaedin Robinson had his second 100-yard receiving game in the last three outings.

TEAM TOTALS	APP	ODU
<b>FIRST DOWNS</b>		
Total	20	21
Rushing	6	9
Passing	14	11
Penalty	0	1
<b>RUSHING</b>		
Total (Net)	127	221
Attempts	36	39
Avg. Per Rush	3.5	5.7
Rushing TDs	1	2
Yds. Gained	138	248
Yds. Lost	11	27
<b>PASSING</b>		
Total (Net)	252	188
Comp.-Att.-Int.	22-32-0	18-25-0
Avg. / Att.	7.9	7.5
Avg. / Comp.	11.5	10.4
TDs	2	1
<b>TOTAL OFFENSE</b>		
Yards	379	409
Plays	68	64
Avg. / Play	5.6	6.4
Fumbles - Lost	3-0	0-0
Penalties - Yds.	5-37	8-78
<b>PUNTING</b>		
Punts - Yds.	6-213	5-219
Avg. / Punt	35.5	43.8
Inside 20	2	1
50+ Yds.	0	1
Touchbacks	0	0
Fair Catch	1	2
<b>KICKOFFS</b>		
Total - Yds.	4-251	5-313
Avg. Yds. / Kickoff	62.8	62.6
Touchbacks	0	1
<b>RETURNS</b>		
Punt: Total - Yds. - TDs	0-0-0	3-15-0
Punt: Avg. / Return	0	5.0
Kickoff: Total - Yds. - TDs	4-98-0	2-33-0
Kickoff: Avg. / Return	24.5	16.5
INT: Total - Yds. - TDs	0-0-0	0-0-0
Fumble: Total - Yds. - TDs	0-0-0	0-0-0
<b>MISCELLANEOUS</b>		
Misc. Yards	0	0
Poss. Time	32:06	27:54
3rd. Down Conv.	3 of 14	5 of 12
4th. Down Conversions	4 of 4	1 of 1
Red-Zone: Scores - Chances	3-3	3-3
Sacks: Total - Yds.	5-28	1-2
PAT: Total - Made	3-3	2-2
2PT Conversion: Total - Made	0-0	1-1
Field Goals: Total - Made	0-0	2-2

**App State Drops Sun Belt Heartbreaker At ODU**

NORFOLK, Va. — App State had plenty of fourth-down magic, but Old Dominion's late fourth-down conversion set up a go-ahead touchdown in the final minute of a 28-21 conference win against the Mountaineers.

Each of App State's last four games and five of the last six have been decided in the closing seconds.

After a fourth-and-10 completion of 19 yards from the App State 40 set up ODU's go-ahead, 16-yard touchdown run with 48 seconds left, the Mountaineers (3-4, 1-2 Sun Belt) moved from their own 21 to the Monarchs' 23 thanks to Joey Aguilar's completions of 13 yards to Eli Wilson, 20 yards to Kaedin Robinson (to the ODU 44, with a 15-yard flag for targeting reversed) and 21 yards to a sliding Christian Horn.

A spike with 11 seconds remaining from the 23-yard line gave App State two shots at a touchdown. ODU defensive back Khian'Dre Harris was credited with consecutive breakups on high, deep passes directed toward 6-foot-4 receiver Dalton Stroman in the end zone.

Aguilar had a hand in three fourth-down touchdowns on a night in which App State went 4-for-4 on fourth down, with one touchdown run on a QB keeper preceding TD passes to tight end David Larkins and wide receiver Kaedin Robinson. Starting in place of injured Nate Noel, Kanye Roberts rushed for a career-high 109 yards on 26 carries.

Nate Johnson led the defense by recording a season-high two sacks, increasing his season total to five with a pair of first-half takedowns, while Santana Hopper added 1.5 sacks, including a big one in the final six minutes to help force a punting situation in a one-point game.

Leading 21-20, App State regained possession at its 34 with 4:50 left and faced a second-and-1 before a fumble that it recovered for a loss preceded a third-down incompleteness. ODU took over with 3:46 left and faced a fourth-and-10 from the App State 40 in the final two minutes.

Grant Wilson scrambled and fired a 19-yard pass to Javon Harvey to get the Monarchs into short field-goal range, and Keshawn Wicks rushed for a 16-yard TD that at least gave the Mountaineers time to respond.

**SCORING SUMMARY**

Team	Qtr	Time	Scoring Play	Plays	Time	Score
APP	1st	3:59	Aguilar 1 yd run (Hughes kick)	7-46	3:47	7-0
ODU	2nd	13:02	Calloway 3 yd pass from Wilson (Sanchez kick)	12-87	5:50	7-7
APP	2nd	4:14	Larkins 5 yd pass from Aguilar (Hughes kick)	10-70	5:49	14-7
ODU	2nd	1:27	Wicks 20 yd run (Sanchez kick)	5-92	2:41	14-14
ODU	2nd	0:00	Sanchez 47 yd field goal	6-35	0:45	14-17
ODU	3rd	10:54	Sanchez 46 yd field goal	9-46	4:06	14-20
APP	3rd	4:03	Robinson 17 yd pass from Aguilar (Hughes kick)	13-60	6:44	21-20
ODU	4th	0:48	Wicks 16 yd run (Butler pass from Wilson)	11-69	2:58	21-28

**STAT LEADERS**

APP STATE				ODU			
Rushing	Att.	Yds	TD	Rushing	Att.	Yds	TD
Roberts	26	109	0	Calloway	13	104	0
Aguilar	8	18	1	Wicks	12	82	2
Haywood	1	2	0	Wilson	14	35	0
Marshall	1	-2	0	<b>Totals</b>	<b>39</b>	<b>221</b>	<b>2</b>
<b>Totals</b>	<b>36</b>	<b>127</b>	<b>1</b>	<b>Passing</b>	<b>Cmp-Att-Int</b>	<b>Yds</b>	<b>TD</b>
Aguilar	22-31-0	252	2	Wilson	18-25-0	188	1
Team	0-1-0	0	0	<b>Totals</b>	<b>18-25-0</b>	<b>188</b>	<b>1</b>
<b>Totals</b>	<b>22-32-0</b>	<b>252</b>	<b>2</b>	<b>Receiving</b>	<b>No.</b>	<b>Yds</b>	<b>TD</b>
Robinson	7	103	1	Harvey	3	59	0
Horn	3	60	0	Paige	7	58	0
Roberts	3	16	0	Murphy	2	33	0
Davis	3	10	0	Calloway	3	20	1
Wilson	2	22	0	Wicks	2	13	0
Jackson	1	23	0	Butler	1	5	0
Stroman	1	12	0	<b>Totals</b>	<b>18</b>	<b>188</b>	<b>1</b>
Larkins	1	5	1				
Tucker	1	1	0				
<b>Totals</b>	<b>22</b>	<b>252</b>	<b>2</b>				

## 2023 BREAKDOWN



### GAME-BY-GAME LEADERS

OPPONENT	RUSHING	PASSING	RECEIVING	ALL-PURPOSE	TACKLES
<b>Gardner-Webb</b>	Noel (115)	Aguilar (174)	Robinson (64)	Noel (124)	Ross (13)
<b>UNC</b>	Noel (127)	Aguilar (275)	Davis (117)	Noel (136)	Parker Jr. (12)
<b>ECU</b>	Noel (193)	Aguilar (241)	Robinson (46)	Noel (211)	Farrar (8)
<b>Wyoming</b>	Noel (107)	Aguilar (200)	Robinson (51)	Noel (111)	Farrar (4)
<b>ULM</b>	Noel (109)	Aguilar (335)	Horn (124)	Noel (125)	Ross (10)
<b>Coastal</b>	Roberts (48)	Aguilar (305)	Tucker (78)	Tucker (104)	Parker Jr. (12)
<b>ODU</b>	Roberts (109)	Aguilar (252)	Robinson (103)	Roberts (125)	Ross (10)
<b>Southern Miss</b>					
<b>Marshall</b>					
<b>Georgia State</b>					
<b>James Madison</b>					
<b>Georgia Southern</b>					

### MISCELLANEOUS INFO

OPPONENT	COIN TOSS	CHOICE	1ST APP PLAY	1ST SERIES	OPPONENT	LENGTH	TOPS	PANTS	HELMETS	GAME CAPTAINS
<b>Gardner-Webb</b>	GW	Defers	Noel 10 yd run	Missed FG	Punt	3:11	Black	Gold	Black (White A)	0, 7, 8, 62
<b>UNC</b>	App State	Defers	Davis 21 yd catch	Missed FG	TO (Downs)	3:37	White	Black	Black	7, 8, 13, 54
<b>ECU</b>	App State	Defers	Robinson 7 yd catch	TD	TD	3:54	Black	Black	Black	0, 7, 8, 54
<b>Wyoming</b>	Wyoming	Defers	Noel 2 yd run	FG	Punt	3:21	White	Black	Black	0, 13, 25, 62
<b>ULM</b>	App State	Defers	Davis 21 yd catch	Fumble	Punt	3:20	White	White	Gold	0, 7, 13, 25
<b>Coastal Carolina</b>	App State	Defers	Noel 1 yd run	Punt	TD	3:28	Black	Black	Black	7, 8, 13, 54
<b>ODU</b>	ODU	Defers	Roberts 12 yd catch	Punt	Punt	3:35	White	White	White	4, 7, 13, 54
<b>Southern Miss</b>										
<b>Marshall</b>										
<b>Georgia State</b>										
<b>James Madison</b>										
<b>Georgia Southern</b>										

### 2023 STARTING LINEUPS

OFFENSE	LT	LG	C	RG	RT	WR	WR	SLOT/TE	TE	QB	RB
<b>Gardner-Webb</b>	Murphy	Daley	Helms	Williams	Ramsey	Robinson	Horn	Davis (Slot)	Gibbs	Burger	Noel
<b>UNC</b>	Samuel	Daley	Helms	Williams	Murphy	Robinson	Horn	Davis (Slot)	Gibbs	Aguilar	Noel
<b>ECU</b>	Samuel	Daley	Helms	Williams	Murphy	Robinson	Horn	Larkins (TE)	Wilson	Aguilar	Noel
<b>Wyoming</b>	Samuel	Daley	Helms	Williams	Murphy	Robinson	Horn	Larkins (TE)	Wilson	Aguilar	Noel
<b>ULM</b>	Samuel	Daley	Helms	Williams	Murphy	Robinson	Horn	Davis (Slot)	Wilson	Aguilar	Noel
<b>Coastal Carolina</b>	Gentry	Daley	Helms	Williams	Murphy	Robinson	Horn	Davis (Slot)	Wilson	Aguilar	Noel
<b>ODU</b>	Gentry	Daley	Helms	Williams	Murphy	Robinson	Horn	Davis (Slot)	Wilson	Aguilar	Roberts
<b>Southern Miss</b>											
<b>Marshall</b>											
<b>Georgia State</b>											
<b>James Madison</b>											
<b>Georgia Southern</b>											

DEFENSE	DE	NT	DE	ILB	ILB	OLB	OLB/Nickel	SS	FS	CB	CB
<b>Gardner-Webb</b>	Collins	Clark	Dingle-Prince	Parker	Arnholt	Spellman	Harrington	Favors	Ross	Funderburk	E. Johnson
<b>UNC</b>	Collins	Clark	Dingle-Prince	Parker	Arnholt	N. Johnson	Harrington	Favors	Ross	Funderburk	E. Johnson
<b>ECU</b>	Collins	Clark	Dingle-Prince	Parker	Arnholt	T. Davis	Sullivan	Favors	Ross	Funderburk	E. Johnson
<b>Wyoming</b>	Collins	Clark	Dingle-Prince	Parker	Arnholt	T. Davis	Sullivan	Favors	Ross	Funderburk	E. Johnson
<b>ULM</b>	Collins	Clark	Dingle-Prince	Parker	Arnholt	T. Davis	Sullivan	Favors	Ross	Funderburk	E. Johnson
<b>Coastal Carolina</b>	Collins	Clark	Dingle-Prince	Parker	Arnholt	N. Johnson	Sullivan	Favors	Ross	Funderburk	E. Johnson
<b>ODU</b>	Collins	Clark	Dingle-Prince	Parker	Arnholt	N. Johnson	Thomas (N)	Clarke	Ross	Funderburk	E. Johnson
<b>Southern Miss</b>											
<b>Marshall</b>											
<b>Georgia State</b>											
<b>James Madison</b>											
<b>Georgia Southern</b>											

## 2023 SCORING DRIVES

**(MIDDLE-EIGHT POINTS IN BOLD/ITALIC)**

**APP STATE SCORING**

Opp.	Qtr	Time	Scoring Play	Plays	Time
GW	1st	1:08	Wilson 12 yd pass from Burger (Hughes kick)	15-77	5:32
<b>GW</b>	<b>2nd</b>	<b>2:06</b>	<b>Robinson 2 yd pass from Aguilar (Hughes kick)</b>	<b>1-32</b>	<b>0:07</b>
GW	3rd	7:24	Davis 26 yd pass from Aguilar (Hughes kick)	8-65	3:17
GW	3rd	3:35	Stroman 43 yd pass from Aguilar (Hughes kick)	4-64	1:36
GW	3rd	0:20	Hughes 43 yd field goal	6-39	2:21
GW	4th	14:52	Noel 7 yd run (Hughes kick)	2-23	0:18
GW	4th	1:50	Horn 7 yd pass from Aguilar (Hughes kick)	9-61	5:35
UNC	2nd	11:10	Hughes 46 yd field goal	19-66	8:10
UNC	2nd	7:14	Wilson 5 yd pass from Aguilar (Hughes kick)	9-75	3:29
<b>UNC</b>	<b>3rd</b>	<b>12:43</b>	<b>Davis 33 yd pass from Aguilar (Hughes kick)</b>	<b>6-75</b>	<b>2:17</b>
UNC	4th	10:44	Noel 7 yd run (Hughes kick)	12-75	5:41
UNC	4th	1:22	Hughes 33 yd field goal	12-69	2:48
UNC	OT		Noel 7 yd run (Hughes kick)	3-25	
ECU	1st	9:39	Noel 68 yd run (Hughes kick)	2-75	0:35
ECU	1st	3:49	Hughes 36 yd field goal	10-42	5:11
<b>ECU</b>	<b>2nd</b>	<b>1:15</b>	<b>Roberts 18 yd run (pass failed)</b>	<b>3-37</b>	<b>0:43</b>
<b>ECU</b>	<b>3rd</b>	<b>12:05</b>	<b>Robinson 34 yd pass from Aguilar (pass failed)</b>	<b>8-75</b>	<b>2:55</b>
ECU	3rd	8:18	Tucker 35 yd pass from Aguilar (Hughes kick)	6-79	1:39
ECU	3rd	0:09	Aguilar 1 yd run (Hughes kick)	6-19	2:51
ECU	4th	5:44	Larkins 6 yd pass from Aguilar (Hughes kick)	10-70	5:44
WYO	1st	10:41	Hughes 25 yd FG	12-67	4:19
WYO	1st	3:00	Hughes 28 yd FG	12-87	5:33
<b>WYO</b>	<b>2nd</b>	<b>1:09</b>	<b>Hughes 20 yd FG</b>	<b>14-87</b>	<b>6:31</b>
<b>WYO</b>	<b>2nd</b>	<b>0:00</b>	<b>Hughes 50 yd FG</b>	<b>3-18</b>	<b>0:15</b>
WYO	4th	11:42	Funderburk 18 yd INT return (Hughes kick)		
ULM	1st	5:40	Horn 52 yd pass from Aguilar (Hughes kick)	2-73	0:24
ULM	1st	5:35	Funderburk 23 yd interception (Hughes kick)		
ULM	2nd	10:59	Robinson 6 yd pass from Aguilar (Hughes kick)	10-63	4:01
<b>ULM</b>	<b>2nd</b>	<b>3:14</b>	<b>Roberts 10 yd run (Hughes kick)</b>	<b>12-75</b>	<b>5:01</b>
<b>ULM</b>	<b>3rd</b>	<b>12:14</b>	<b>Horn 22 yd pass from Aguilar (Hughes kick)</b>	<b>7-75</b>	<b>2:46</b>
ULM	4th	10:58	Hughes 28 yd FG	6-34	1:53
ULM	4th	0:00	Hughes 54 yd FG	6-43	1:02
CCU	2nd	11:05	Hughes 29 yd FG	8-60	3:03
<b>CCU</b>	<b>2nd</b>	<b>3:25</b>	<b>Marshall 3 yd run (Hughes kick)</b>	<b>10-75</b>	<b>4:05</b>
CCU	3rd	6:18	Larkins 2 yd pass from Aguilar (Hughes kick)	6-54	2:45
CCU	4th	8:47	Stroman 5 yd pass from Aguilar (Hughes kick)	6-80	2:34
ODU	1st	3:59	Aguilar 1 yd run (Hughes kick)	7-46	3:47
ODU	2nd	4:14	Larkins 5 yd pass from Aguilar (Hughes kick)	10-70	5:49
ODU	3rd	4:03	Robinson 17 yd pass from Aguilar (Hughes kick)	13-60	6:44

**OPPONENT SCORING**

Team	Qtr	Time	Scoring Play	Plays	Time
GW	2nd	13:03	Brown 8 yd run (Billingsley kick)	8-75	3:05
GW	2nd	5:22	Billingsley, Jay 37 yd field goal	16-44	5:35
GW	3rd	10:41	Brown, Jayden 16 yd run (Billingsley kick)	11-65	4:19
GW	3rd	5:16	Brown 41 yd pass from Caldwell (Billingsley kick)	5-75	2:08
UNC	2nd	10:43	Hampton 68 yd run (Coe kick)	2-75	0:27
<b>UNC</b>	<b>2nd</b>	<b>3:05</b>	<b>Coe 47 yd field goal</b>	<b>9-46</b>	<b>4:09</b>
UNC	3rd	8:57	Hood 5 yd run (Coe kick)	11-75	3:46
UNC	3rd	1:25	Coe 31 yd field goal	11-51	5:01
UNC	4th	9:19	Hampton 7 yd run (Coe kick)	4-75	1:25
UNC	OT		Hampton 17 yd run (Coe kick)	3-25	
UNC	OT		Maye 13 yd run (Maye run failed)	3-25	
ECU	1st	10:14	Harris 7 yd run (Conrad kick)	9-75	4:46
ECU	2nd	9:25	Jackson 8 yd interception (Conrad kick)		
<b>ECU</b>	<b>2nd</b>	<b>2:14</b>	<b>Harris 4 yd run (Conrad kick)</b>	<b>11-77</b>	<b>4:55</b>
ECU	3rd	10:03	Revel 57 yd fumble return (Conrad kick)		
WYO	2nd	12:28	Peasley 9 yd run (Hoyland kick)	5-26	2:13
WYO	4th	11:31	Waylee 75 yd run (Hoyland kick)	1-75	0:11
WYO	4th	1:52	Hawkins 62 yd blocked FG return (Gyllenberg catch)		
ULM	1st	11:03	Wiley 22 yd pass from Wright (McCormick kick)	5-70	1:21
ULM	1st	6:10	Woullard 7 yd run (McCormick kick)	7-70	3:43
ULM	2nd	8:15	Howell 14 yd pass from Wright (McCormick kick)	7-75	2:44
<b>ULM</b>	<b>2nd</b>	<b>1:17</b>	<b>Howell 3 yd pass from Wright (McCormick kick)</b>	<b>5-74</b>	<b>1:49</b>
ULM	3rd	8:24	Wright 1 yd run (PAT blocked)	7-87	3:45
ULM	3rd	1:39	Howell 8 yd pass from Wright (pass failed)	10-46	4:11
CCU	1st	11:12	Bennett 1 yd run (Hensley kick)	7-83	3:43
CCU	1st	7:22	Tucker 51 yd pass from McCall (Hensley kick)	5-63	2:28
CCU	2nd	7:30	Hensley 33 yd FG	6-59	3:35
CCU	3rd	3:03	Karr 32 yd pass from McCall (Hensley kick)	7-77	3:07
CCU	4th	0:00	Hensley 24 yd FG	11-77	4:43
ODU	2nd	13:02	Calloway 3 yd pass from Wilson (Sanchez kick)	12-87	5:50
<b>ODU</b>	<b>2nd</b>	<b>1:27</b>	<b>Wicks 20 yd run (Sanchez kick)</b>	<b>5-92</b>	<b>2:41</b>
<b>ODU</b>	<b>2nd</b>	<b>0:00</b>	<b>Sanchez 47 yd field goal</b>	<b>6-35</b>	<b>0:45</b>
ODU	3rd	10:54	Sanchez 46 yd field goal	9-46	4:06
ODU	4th	0:48	Wicks 16 yd run (Butler pass from Wilson)	11-69	2:58

## 2023 NON-OFFENSIVE TDS

**APP STATE NON-OFFENSIVE TDS**

Opp.	Qtr	Time	Scoring Play
WYO	4th	11:42	Funderburk 18 yd INT return (Hughes kick)
ULM	1st	5:35	Funderburk 23 yd interception (Hughes kick)

**OPPONENT NON-OFFENSIVE TDS**

Opp.	Qtr	Time	Scoring Play
ECU	2nd	9:25	Jackson 8 yd interception (Conrad kick)
ECU	3rd	10:03	Revel 57 yd fumble return (Conrad kick)
WYO	4th	1:52	Hawkins 62 yd blocked FG return (Gyllenberg catch)

# SINGLE-GAME HIGHS

## RUSHING YARDS

317	Cameron Peoples	N. Texas (bowl)	2020
313	Armanti Edwards	Richmond	2007
291	Armanti Edwards	The Citadel	2007
267	Ritchie Melchor	Chattanooga	1989
264	DeAndre Presley	Western Illinois	2010
259	Jack Groce	Newberry	1951
257	Jalin Moore	Akron	2016
250	Marcus Cox	Georgia State	2014
245	Steven Miller	Western Carolina	2012
245	John Settle	Furman	1986
244	Jalin Moore	Idaho	2015
244	Shirley Gabriel	Emory & Henry	1953
242	David Neeld	Carson-Newman	1970
241	Jalin Moore	New Mexico State	2017
239	Jalin Moore	Georgia State	2017
239	John Settle	Western Carolina	1985

## RUSHING TOUCHDOWNS

5	Cameron Peoples	N. Texas (bowl)	2020
5	John Settle	Davidson	1986

## LONGEST RUSHES

98	Clayton Deskins	Bluefield State	1971
90	Emmitt Hamilton	Marshall	1977
89	DeAndre Presley	Western Illinois	2010
88	John Settle	Furman	1986
87	Darrynton Evans	Charlotte	2019
86	John Settle	The Citadel	1985
86	Hal Queen	Catawba	1969
85	Emmitt Hamilton	South Carolina	1977
84	Ricky Ferguson	Georgia State	2014
84	Devin Radford	Furman	2008
81	Jalin Moore	Gardner-Webb	2018
81	Karim Razzak	Western Carolina	1999

## TOUCHDOWN PASSES

6	Chase Brice	North Carolina	2022
5	Taylor Lamb	Savannah State	2017
5	DeAndre Presley	The Citadel	2010
5	Armanti Edwards	Wofford	2008
5	Richie Williams	N'Western St.	2004
5	Pat Murphy	Wofford	1968
5	Pat Murphy	Presbyterian	1967
4	Joey Aguilar	Gardner-Webb	2023
4	Chase Brice	Robert Morris	2022
4	Chase Brice	The Citadel	2022
4	Chase Brice	WKU (bowl)	2021
4	Chase Brice	ULM	2021
4	Zac Thomas	Troy	2020
4	Zac Thomas	Arkansas State	2020
4	Zac Thomas	Troy	2019
4	Zac Thomas	Georgia State	2019
4	Taylor Lamb	ULM	2017
4	Taylor Lamb	Louisiana	2017
4	Taylor Lamb	Texas State	2016
4	Taylor Lamb	Old Dominion	2015
4	Taylor Lamb	Arkansas State	2015
4	Jamal Londry-Jackson	Elon	2012
4	Jamal Londry-Jackson	Elon	2011
4	DeAndre Presley	Jacksonville	2010
4	Armanti Edwards	S.C. State	2008
4	Armanti Edwards	The Citadel	2008
4	Richie Williams	Chattanooga	2004
4	Richie Williams	E. Kentucky	2004
4	Richie Williams	Elon	2003
4	Joe Burchette	VMI	2002
4	Joe Burchette	W. Carolina	2000

## PASSING YARDS (QB, Completions-Attempts)

433	Armanti Edwards (29-41)	S.C. State	2008
427	Taylor Lamb (23-39)	C. Carolina	2017
415	Armanti Edwards (27-34)	Wofford	2009
413	Richie Williams (40-45)	Furman	2004
410	Richie Williams (21-37)	Chattanooga	2004
408	Richie Williams (29-43)	Elon	2004
408	Steve Brown (26-38)	E. Tenn. State	1980
405	Richie Williams (31-40)	Wofford	2004
397	Taylor Lamb (20-31)	Liberty	2014
395	Chase Brice (40-53)	Texas State	2022

## PASS COMPLETIONS (QB, Attempts)

40	Chase Brice (53 att.)	Texas State	2022
40	Richie Williams (45 att.)	Furman	2004
37	Bake Baker (57 att.)	Liberty	1997
33	Kameron Bryant (43 att.)	Wofford	2013
33	J. Londry-Jackson (45 att.)	Illinois State	2012
32	J. Londry-Jackson (46 att.)	Furman	2012
31	DeAndre Presley (56 att.)	Villanova	2010
31	Richie Williams (40 att.)	Wofford	2004
29	J. Londry-Jackson (46 att.)	Wofford	2012
29	J. Londry-Jackson (44 att.)	Furman	2011
29	Armanti Edwards (41 att.)	S.C. State	2008
29	Richie Williams (43 att.)	Elon	2004
29	Joe Burchette (45 att.)	The Citadel	2002
29	Bake Baker (50 att.)	Clemson	1997

## LONGEST RECEPTIONS (Receiver-Passer)

95*	Smith-Satterfield	W. Carolina	1994
90	Sutton-Thomas	Charlotte	2018
89	Fowlkes-Williams	N'Western St.	2004
89	Fowlkes-Williams	Chattanooga	2004
88	Fowlkes-Williams	Wofford	2003
85	Upshur-Joyce	James Madison	1983
84	Watkins-Lamb	Wake Forest	2017
83	Virgil-Lamb	C. Carolina	2017
83	Layton-Burchette	Chattanooga	2001
83	Reaves-Freeman	Gardner-Webb	1989
82	Ford-Price	East Carolina	1975
82	Camelo-Brown	Chattanooga	1979
80	Wells-Horn	The Citadel	2022
80	Wells-Brice	Georgia State	2021
80	Ray-Brown	VMI	1979
80	Jenkins-Joyce	The Citadel	1981
80	Albea-Jeremiah	W. Carolina	1999

\*non-scoring

## RECEPTIONS (Name, Yards)

17	DaVon Fowlkes	280	Elon	2004
15	DaVon Fowlkes	202	Wofford	2004
14	DaVon Fowlkes	148	Furman	2004
14	Rick Beasley	136	Marshall	1979
13	Sean Price	167	Illinois State	2012
13	Bob Agle	180	E. & Henry	1968
12	Andrew Peacock	90	Georgia	2013
12	DaVon Fowlkes	236	Chattanooga	2004
12	Gerard Hardy	123	Liberty	1997

## TOUCHDOWN RECEPTIONS

4	Thomas Hennigan	Louisiana	2017
4	DaVon Fowlkes	N'Western St.	2004
4	Bob Agle	Wofford	1968

## RECEIVING YARDS (Name, Catches)

280	DaVon Fowlkes	17	Elon	2004
261	Bob Agle	10	Wofford	1968
236	DaVon Fowlkes	12	Chattanooga	2004
231	Sean Price	7	Ga. Southern	2012
231	Rick Beasley	9	James Madison	1980
220	Rick Beasley	9	E. Tenn. State	1980
206	Malik Williams	10	Coastal Carolina	2021
202	DaVon Fowlkes	15	Wofford	2004
195	William Mayfield	7	Chattanooga	2006
191	DaVon Fowlkes	8	N'Western St.	2004

## INTERCEPTIONS

3	Steven Jones Jr.	Arkansas State	2021
3	Clifton Duck	NMSU	2017
3	Tae Hayes	NMSU	2017
3	Mark LeGree	Wofford	2008
3	Larry McKenzie	Davidson	1973

## LONGEST INTERCEPTION RETURN

100	Trey Cobb	South Alabama	2021
100	Rico Mack	James Madison	1990
100	John Hollar	W. Carolina	1947
100	John Hollar	Elon	1946
97	Doug Middleton	N.C. A&T	2011
91	Latrell Gibbs	Wyoming	2015
90	T.D. Roof	Elon	2021
82	Wes Hunter	Chattanooga	1999
78	Justin Wozeah	S. Illinois	2005
77	Quinton McKinney	Furman	1974
75	Jon Duncan	Edinboro	1995
71	A.J. Howard	Troy	2016
70	Brandon Grier	Chattanooga	2012
70	Titus Howard	Elon	2005
70	Larry McKenzie	Davidson	1973

## LONGEST KICKOFF RETURN

100	Jalen Virgil	Miami	2021
100	Jalen Virgil	Ga. Southern	2020
100	Darrynton Evans	Penn State	2018
100	Keith Nash	Lenoir-Rhyne	1968
99	Tony Washington	Wofford	2012
97	Jalen Virgil	Ga. Southern	2021
97*	Darrynton Evans	Louisiana (SBCH)	2018
96	Milan Tucker	Marshall	2022
96*	Don Blue	Liberty	1994
95	CoCo Hillary	Wofford	2007
95	Jimmy Watkins	Wofford	2000
94	Darrynton Evans	Toledo	2016
92	Derek Jenkins	Furman	1981
91	Jimmy Watkins	The Citadel	2000
90	Clayton Deskins	Guilford	1968

\*non-scoring

## LONGEST PUNT RETURN

100	Aubrey Elam	Lenoir-Rhyne	1955
87	DaVon Fowlkes	Marshall	2002
86	Dexter Jackson	Gardner-Webb	2006
82	Anthony Smith	E. Tenn. State	1989
81	Jack Fine	Carson-Newman	1965
81	Anthony Smith	Wake Forest	1992

## CAREER HIGHS

### KEVIN ABRAMS-VERWAYNE

Tackles..... 2 (Multiple times)  
 Forced fumbles ..... 1 (Gardner-Webb - 23)  
 Sacks.....0.5 (Coastal - 23)

### JOEY AGUILAR

Passing Yards..... 335 (at ULM - 23)  
 Passing TDs..... 4 (Gardner-Webb - 23)  
 Completions..... 27 (at ULM - 23)  
 Pass attempts..... 43 (at UNC - 23)  
 Long completion..... 69 (Coastal - 23)

### KYLE ARNHOLT

Tackles ..... 5 (at ULM - 23, ECU - 23)  
 Sacks ..... 1.0 (Georgia State - 22)  
 Forced fumbles..... 2 (Georgia State - 22)  
 Fumble recoveries ..... 1 (Georgia State - 22)

### RYAN BURGER

Passing Yards..... 73 (Gardner-Webb - 23)  
 Passing TDs ..... 1 (Gardner-Webb - 23)  
 Completions..... 7 (Gardner-Webb - 23)  
 Pass attempts..... 11 (Gardner-Webb - 23)

### ANDERSON CASTLE

Rushes ..... 12 (at Georgia State - 21)  
 Rushing yards ..... 67 (RMU - 22)  
 Rushing TDs..... 1 (Multiple times)  
 Long rush ..... 49 (Troy - 20)  
 Receptions ..... 1 (Troy - 22)  
 Receiving TDs..... 1 (Troy - 22)

### MARKUS CLARK

Tackles..... 4 (ECU - 23)  
 Sacks..... 1.0 (ECU - 23)

### RONALD CLARKE

Tackles ..... 7 (at Coastal - 22)  
 Fumble recoveries ..... 1 (Elon - 21)  
 Sacks ..... 1.0 (South Alabama - 21)

### SHAWN COLLINS

Tackles..... 5 (Coastal - 23)  
 Sacks..... 1.0 (at ULM - 23)

### DASHAUN DAVIS

Receptions ..... 7 (at UNC - 23)  
 Receiving yards ..... 117 (at UNC - 23)  
 Long reception ..... 34 (JMU - 22, at UNC - 23)  
 Touchdowns ..... 1 (Multiple times)

### THOMAS DAVIS

Tackles ..... 3 (at Wyoming - 23, at UNC - 23)  
 Sacks ..... 0.5 (Coastal - 23)

### DEANDRE DINGLE-PRINCE

Tackles..... 6 (at Marshall - 22, at Coastal - 22)  
 Tackles for loss..... 1.5 (at Coastal - 22)  
 Fumble recoveries 1 ..... (Multiple times)

### DERRELL FARRAR

Tackles..... 8 (ECU - 23)  
 Tackles for loss..... 1.0 (at ULM - 23)  
 Sacks..... 0.5 (at ODU - 23)

### JORDAN FAVORS

Tackles..... 6 (at ULM - 23)  
 Interceptions..... 1 (ECU - 23)  
 Forced fumbles..... 1 (at ULM - 23)  
 Tackles for loss ..... 1.0 (Multiple times)

### MICHAEL FLETCHER

Tackles..... 3 (at UNC - 23)  
 Sacks ..... 1.0 (at UNC - 23)

### TYREK FUNDERBURK

Tackles..... 6 (Gardner-Webb - 23)  
 Interceptions..... 1 (at ULM - 23, at Wyoming - 23)  
 INT returns for TDs .... 1 (at ULM - 23, at Wyoming - 23)  
 Sacks ..... 0.5 (at ULM - 23)  
 Tackles for loss..... 1.5 (at ULM - 23)

### MILLER GIBBS

Receptions ..... 3 (at Texas State - 20, GSU - 20)  
 Receiving yards ..... 47 (at Texas State - 20)  
 TD receptions..... 1 (Multiple times)  
 Long reception ..... 32 (at Texas State - 20)

### BRODRICK GOOCH

Tackles..... 2 (ECU - 23)  
 Sacks..... 1 (ECU - 23)

### JACKSON GREENE

Tackles ..... 4 (UNC - 22)  
 Interceptions ..... 1 (Gardner-Webb, 23)

### KEVON HAIGLER

Tackles..... 4 (UNC - 22)  
 Sacks..... 1.0 (Multiple times)  
 Tackles for loss..... 1.0 (Multiple times)  
 Fumble recoveries ..... 1 (Georgia State - 22)

### BRENDAN HARRINGTON

Tackles ..... 11 (North Texas - 20)  
 Sacks ..... 2.0 (ECU - 21)  
 Tackles for loss ..... 2.0 (ECU - 21)  
 Interceptions ..... 1 (Four times in 2020)  
 INT return for TD ..... 1 (at Texas State - 20)  
 Pass breakups ..... 2 (Arkansas State - 20)

### MAQUEL HAYWOOD

Rushes ..... 11 (Gardner-Webb - 23)  
 Rushing yards ..... 45 (Gardner-Webb - 23)  
 Long rush..... 20 (Coastal - 23)

### MICHAEL HETZEL

Receptions ..... 2 (The Citadel - 22)  
 Receiving yards ..... 44 (The Citadel - 22)  
 Long reception ..... 22 (GW, 23, The Citadel - 22)

### SANTANA HOPPER

Tackles ..... 4 (at ODU - 23)  
 Sacks ..... 1.5 (at ODU - 23)  
 Tackles for loss ..... 1.5 (at ODU - 23)

### CHRISTAN HORN

Receptions ..... 6 (at ULM - 23, at TXST - 22)  
 Receiving yards ..... 132 (The Citadel - 22)  
 Long reception ..... 80 (The Citadel - 22)  
 Touchdowns ..... 2 (at ULM - 23, The Citadel - 22)

### MICHAEL HUGHES

Points ..... 16 (at Ga. So. - 22)  
 Field goals ..... 4 (at Ga. So. - 22, at Wyoming - 23)  
 Long field goal..... 54 (at ULM - 23)  
 Extra points..... 7 (The Citadel - 22, UNC - 22)

### ETHAN JOHNSON

Tackles ..... 9 (Coastal - 23)

### NATE JOHNSON

Tackles ..... 7 (Coastal - 23)  
 Sacks ..... 2.0 (at ODU - 23)  
 Tackles for loss ..... 1.5 (ECU - 23)

### MONTEZ KELLEY

Fumble recoveries ..... 1 (Gardner-Webb - 23)

### DAVID LARKINS

Receptions ..... 3 (ECU - 23)  
 Receiving yards ..... 31 (ECU - 23)  
 TD receptions..... 1 (Multiple times)  
 Long reception ..... 17 (RMU - 22)

### AHMANI MARSHALL

Rushes ..... 20 (at Georgia Southern - 22)  
 Rushing yards ..... 137 (ODU - 22)  
 Rushing TDs..... 1 (Multiple times)  
 Long rush ..... 37 (Georgia State - 22)

### NATE NOEL

Rushes ..... 30 (at Wyoming - 23)  
 Rushing yards ..... 193 (ECU - 23)  
 Rushing TDs ..... 3 (at Ga. So. - 22)  
 Long rush ..... 70 (at Ga. So. - 20)  
 Receptions ..... 10 (at TXST - 22)  
 Receiving Yards ..... 50 (at TXST - 22)

### ANDREW PARKER JR.

Tackles ..... 12 (at UNC - 23, Coastal - 23)  
 Sacks ..... 1.0 (Multiple times)  
 Tackles for loss..... 1.5 (ECU - 23)

### STEPHEN PASSEGGIATA

Tackles..... 2 (UNC - 22)  
 Fumble recoveries ..... 1 (The Citadel - 22)

### OMARI PHILYAW

Tackles..... 2 (Multiple times)  
 Interceptions..... 1 (ECU - 23)

### KANYE ROBERTS

Rushes ..... 26 (at ODU - 23)  
 Rushing yards ..... 109 (at ODU - 23)  
 Rushing TDs..... 1 (Multiple times)  
 Long rush ..... 29 (The Citadel - 22)

### KAEDIN ROBINSON

Receptions ..... 10 (at ULM - 23)  
 Receiving yards ..... 112 (at ULM - 23)  
 Long reception ..... 57 (ODU - 22)  
 Touchdowns..... 1 (Multiple times)

### NICK ROSS

Tackles ..... 13 (Gardner-Webb - 23)  
 Interceptions..... 1 (Multiple times)  
 Forced fumbles..... 1 (The Citadel - 22)  
 Sacks ..... 0.5 (at ULM - 23)

### JACK SCROGGS

Tackles..... 4 (Gardner-Webb - 23)  
 Interceptions..... 1 (Gardner-Webb - 23)

### DONOVAN SPELLMAN

Tackles..... 4 (The Citadel - 22)  
 Sacks ..... 1.0 (The Citadel - 22)

### DALTON STROMAN

Receptions ..... 5 (at TXST - 22)  
 Receiving yards ..... 104 (at TXST - 22)  
 Long reception ..... 55 (at TXST - 22)  
 Touchdowns..... 1 (Multiple times)

### CADEN SULLIVAN

Tackles ..... 9 (at ULM - 23)  
 Sacks ..... 1.0 (at TXST - 22, ODU - 22)  
 Tackles for loss..... 1.5 (Coastal - 23)  
 Forced fumbles..... 1 (ODU - 22)

### JALIK THOMAS

Tackles ..... 5 (at ODU - 23)

### MILAN TUCKER

Kickoff return yards..... 134 (at Marshall - 22)  
 Longest return..... 96 (at Marshall - 22)  
 Kick return TDs ..... 1 (at Marshall - 22)  
 Receiving TDs..... 1 (ECU - 23)  
 Long reception..... 69 (Coastal - 23)

### ELI WILSON

Receptions ..... 3 (Coastal - 23)  
 Receiving yards ..... 41 (Coastal - 23)  
 TD receptions..... 1 (Multiple times)  
 Long reception ..... 32 (Coastal - 23)

# GAME LOGS **RUNNING BACKS/QUARTERBACKS**

## NATE NOEL'S CAREER STATISTICS

Year	GP/GS	Rush	Yds	TD	Long	Avg.
2020	10/0	82	510	3	70	6.2
2021	14/10	199	1,126	4	47	5.7
2022	9/5	87	604	6	52	6.9
2023	6/6	124	652	4	68	5.3
<b>Totals</b>	<b>39/21</b>	<b>492</b>	<b>2892</b>	<b>17</b>	<b>70</b>	<b>5.9</b>

## NOEL GAME-BY-GAME

2020	Rush	Yds	TD	Rec
Campbell	14	131	1	0
Arkansas State	4	6	0	0
at ULM	5	15	0	0
at Texas State	3	23	0	1
Georgia State	5	8	0	0
at Co. Carolina	11	46	0	1
Troy	12	80	0	0
Louisiana	12	72	1	0
at Ga. Southern	13	103	1	0
vs. North Texas	3	26	0	0

2021	Rush	Yds	TD	Rec
East Carolina	15	126	0	1
at Miami (FL)	16	51	0	2
Elon	17	73	0	1
Marshall	20	187	0	1
at Georgia State	12	74	1	2
at Louisiana	17	42	0	0
Coastal Carolina	16	82	0	0
ULM	17	132	1	0
at Arkansas State	23	122	1	0
at Troy	11	27	1	0
Ga. Southern	9	21	0	0
at Louisiana (SBC)	12	42	0	0
WKU!	3	50	0	0

2022	Rush	Yds	TD	Rec
North Carolina	14	116	2	2
James Madison	6	13	1	0
at Texas St.	5	19	0	10
Georgia St.	15	69	0	2
Robert Morris	5	88	0	1
at Coastal	6	31	0	3
at Marshall	18	72	0	2
Old Dominion	6	25	0	2
at Ga. Southern	12	171	3	2

2023	Rush	Yds	TD	Rec
Gardner-Webb	24	115	1	0
at UNC	26	127	2	1
ECU	25	193	1	3
at Wyoming	30	107	0	2
at ULM	18	109	0	3
Coastal Carolina	1	1	0	1

## KANYE ROBERTS' CAREER STATISTICS

Year	GP/GS	Rush	Yards	TD	Lg	Avg.
2022	3/0	19	127	2	29	6.7
2023	7/1	56	275	2	35	4.9
<b>Total</b>	<b>10/1</b>	<b>75</b>	<b>402</b>	<b>4</b>	<b>35</b>	<b>5.4</b>

## ROBERTS GAME-BY-GAME

2022	Rush	Yards	TD	Long
The Citadel	7	70	1	29
Robert Morris	11	57	1	23
Old Dominion	1	0	0	0

2023	Rush	Yards	TD	Long
East Carolina	6	42	1	18
at Wyoming	6	59	0	35
at ULM	7	17	1	10
Coastal Carolina	11	48	0	12
at ODU	26	109	0	24

## MAQUEL HAYWOOD'S CAREER STATISTICS

Year	GP	Rush	Yards	TD	Long	Avg.
2021 (Navy)	8	9	22	0	7	2.4
2022 (Navy)	12	73	473	0	44	6.5
2023	7/0	41	161	0	20	3.9
<b>Total</b>	<b>27</b>	<b>123</b>	<b>656</b>	<b>0</b>	<b>44</b>	<b>5.3</b>

## HAYWOOD GAME-BY-GAME

2021 (Navy)	Rush	Yards	TD	Long
at Notre Dame	1	3	0	3
at Temple	4	10	0	7
Army	4	9	0	6

2022 (Navy)	Rush	Yards	TD	Long
Campbell	2	10	0	6
Delaware	6	28	0	12
Memphis	8	54	0	17
at East Carolina	13	67	0	17
at Air Force	8	32	0	12
Tulsa	6	22	0	6
at SMU	8	95	0	44
Houston	5	51	0	23
Temple	7	45	0	9
at Cincinnati	2	12	0	12
Notre Dame	3	9	0	7
at UCF	3	36	0	18
vs Army West Point	4	22	0	13

2023	Rush	Yards	TD	Long
Gardner-Webb	11	45	0	9
at North Carolina	10	42	0	10
East Carolina	5	0	0	3
at Wyoming	8	31	0	8
Coastal Carolina	6	41	0	20
at ODU	1	2	0	2

## AHMANI MARSHALL'S CAREER STATISTICS

Year	GP/GS	Rush	Yards	TD	Long	Avg.
2020 (WF)	2/0	6	18	0	8	3.0
2021 (WF)	10/0	23	103	0	16	4.5
2022	11/0	76	389	4	37	5.1
2023	7/0	10	43	1	11	4.3
<b>Totals</b>	<b>29/0</b>	<b>115</b>	<b>553</b>	<b>5</b>	<b>37</b>	<b>4.8</b>

## MARSHALL GAME-BY-GAME

2020 (Wake Forest)	Rush	Yards	TD	Long
Campbell	2	10	0	6
at Louisville	4	8	0	8

2021 (Wake Forest)	Rush	Yards	TD	Long
Old Dominion	4	5	0	4
Norfolk State	4	29	0	16
Duke	6	37	0	14
at Clemson	3	15	0	6
at Boston College	3	10	0	7
Pittsburgh	3	7	0	5

2022	Rush	Yards	TD	Long
North Carolina	1	1	0	1
at Texas A&M	11	35	1	8
Troy	5	16	0	9
James Madison	8	40	0	24
The Citadel	3	12	0	8
at Texas St.	5	9	0	3
Georgia St.	4	48	1	37
Old Dominion	19	137	1	23
at Georgia Southern	20	91	1	19

2023	Rush	Yards	TD	Long
at ULM	4	30	0	11
Coastal Carolina	5	15	1	8
at ODU	1	-2	0	-2

## JOEY AGUILAR'S CAREER STATISTICS

Year	GP/GS	Cmp	Att	INT	YDS	TD	YPG
2023	7/6	139	226	5	1,782	16	254.6

## AGUILAR GAME-BY-GAME

2023	Cmp	Att	INT	Yards	TD	Long
Gardner-Webb	11	13	0	174	4	43
at North Carolina	22	43	1	275	2	34
East Carolina	17	29	1	241	3	35
at Wyoming	22	40	1	200	0	23
at ULM	27	39	2	335	3	52
Coastal Carolina	18	31	0	305	2	69
at ODU	22	31	0	252	2	28

## RYAN BURGER'S CAREER STATISTICS

Year	GP/GS	Cmp	Att	INT	YDS	TD	YPG
2022	1/0	4	6	0	40	0	40.0
2023	1/1	7	11	0	73	1	73.0
<b>Total</b>	<b>2/1</b>	<b>11</b>	<b>17</b>	<b>0</b>	<b>113</b>	<b>1</b>	<b>56.5</b>

## BURGER GAME-BY-GAME

2022	Cmp	Att	INT	Yards	TD	Long
Robert Morris	4	6	0	40	0	18

2023	Cmp	Att	INT	Yards	TD	Long
Gardner-Webb	7	11	0	73	1	24

# GAME LOGS **WIDE RECEIVERS/TIGHT ENDS**

## KAEDIN ROBINSON'S CAREER STATISTICS

Year	GP/GS	Rec	Yds	TD	Long	Avg.
2021 (UCF)	2/0	1	30	1	30	30.0
2022	11/5	27	419	2	57	15.5
2023	7/7	32	430	4	34	13.4
<b>Totals</b>	<b>20/12</b>	<b>60</b>	<b>879</b>	<b>7</b>	<b>57</b>	<b>14.7</b>

## ROBINSON GAME-BY-GAME

2021 (UCF)	Rec.	Yards	TD	Long
Bethune-Cookman	1	30	1	30

2022	Rec.	Yards	TD	Long
North Carolina	2	48	1	26
at Texas A&M	1	3	0	3
Troy	4	68	0	42
James Madison	5	57	0	19
The Citadel	1	26	0	26
at Texas St	1	10	0	10
Robert Morris	1	0	0	0
at Coastal Carolina	3	56	0	46
at Marshall	1	12	0	12
Old Dominion	3	90	1	57
at Georgia Southern	5	49	0	20

2023	Rec.	Yards	TD	Long
Gardner-Webb	4	64	1	32
at North Carolina	2	33	0	20
East Carolina	4	57	1	34
at Wyoming	3	51	0	23
at ULM	10	112	1	19
Coastal Carolina	2	10	0	10
at ODU	7	103	1	20

## DASHAUN DAVIS' CAREER STATISTICS

Year	GP/GS	Rec	Yds	TD	Long	Avg.
2019	2/0	0	0	0	0	0.0
2020	6/1	11	71	0	14	6.5
2021	14/0	3	53	1	33	17.7
2022	12/6	37	441	3	44	11.9
2023	7/5	19	232	2	34	12.2
<b>Totals</b>	<b>41/12</b>	<b>70</b>	<b>797</b>	<b>6</b>	<b>44</b>	<b>11.4</b>

## DAVIS GAME-BY-GAME

2020	Rec.	Yards	TD	Long
Campbell	6	40	0	14
at ULM	1	6	0	6
at Coastal Carolina	2	15	0	9
Troy	2	10	0	5

2021	Rec.	Yards	TD	Long
Elon	1	17	0	17
ULM	1	3	0	3
Western Ky.	1	33	1	33

2022	Rec.	Yards	TD	Long
North Carolina	6	72	1	28
at Texas A&M	4	39	0	21
Troy	5	16	0	14
James Madison	4	77	0	34
The Citadel	2	47	1	44
at Texas St.	6	61	0	24
Georgia St.	1	2	0	2
Robert Morris	3	57	1	31
at Coastal Carolina	2	18	0	18
at Marshall	1	10	0	10
Old Dominion	2	27	0	19
at Georgia Southern	1	15	0	15

2023	Rec.	Yards	TD	Long
Gardner-Webb	3	36	1	26
at North Carolina	7	117	1	34
at Wyoming	4	27	0	11
at ULM	1	21	0	21
Coastal Carolina	1	21	0	21
at ODU	3	10	0	4

## CHRISTAN HORN'S CAREER STATISTICS

Year	GP/GS	Rec	Yds	TD	Long	Avg.
2020	8/1	3	79	0	54	26.3
2021	14/0	5	46	0	16	9.2
2022	12/12	33	600	4	80	18.2
2023	7/7	19	291	3	52	15.3
<b>Totals</b>	<b>41/20</b>	<b>60</b>	<b>1016</b>	<b>7</b>	<b>80</b>	<b>16.9</b>

## HORN GAME-BY-GAME

2020	Rec.	Yds	TD	Long
Arkansas State	2	25	0	19
Troy	1	54	0	54

2021	Rec.	Yds	TD	Long
East Carolina	2	7	0	10
at Miami (FL)	1	9	0	9
at Louisiana	1	14	0	14
Western Ky.	1	16	0	16

2022	Rec.	Yds	TD	Long
North Carolina	3	59	1	31
at Texas A&M	2	12	0	9
Troy	5	98	1	53
James Madison	1	23	0	23
The Citadel	3	132	2	80
at Texas St.	6	83	0	24
Georgia St.	1	7	0	7
at Coastal Carolina	4	57	0	23
at Marshall	4	66	0	33
Old Dominion	2	8	0	5
at Georgia Southern	2	55	0	45

2023	Rec.	Yds	TD	Long
Gardner-Webb	4	50	1	24
at North Carolina	2	9	0	10
East Carolina	2	24	0	16
at Wyoming	1	11	0	11
at ULM	6	124	2	52
Coastal Carolina	1	13	0	13
at ODU	3	60	0	28

## DALTON STROMAN'S CAREER STATISTICS

Year	GP/GS	Rec	Yds	TD	Long	Avg.
2021	1/0	1	10	0	10	10.0
2022	12/0	19	371	4	55	19.5
2023	7/0	12	202	2	43	16.8
<b>Total</b>	<b>20/0</b>	<b>32</b>	<b>583</b>	<b>6</b>	<b>55</b>	<b>18.2</b>

## STROMAN GAME-BY-GAME

2021	Rec.	Yards	TD	Long
WKU	1	10	0	10

2022	Rec.	Yards	TD	Long
North Carolina	1	41	0	41
at Texas A&M	2	14	0	8
Troy	1	8	0	8
James Madison	1	27	1	27
The Citadel	2	21	0	11
at Texas St.	5	104	1	55
Georgia St.	0	0	0	0
Robert Morris	1	19	1	19
at Coastal Carolina	2	55	1	41
at Marshall	1	5	0	5
Old Dominion	2	24	0	17
at Georgia Southern	1	53	0	53

2023	Rec.	Yards	TD	Long
Gardner-Webb	2	49	1	43
at North Carolina	2	34	0	18
East Carolina	1	17	0	17
at Wyoming	2	24	0	13
at ULM	2	31	0	17
Coastal Carolina	2	35	1	30
at ODU	1	12	0	12

## MILLER GIBBS' CAREER STATISTICS

Year	GP/GS	Rec	Yds	TD	Long	Avg.
2018	4/0	0	0	0	0	0.0
2019	6/0	0	0	0	0	0.0
2020	10/2	8	92	1	32	11.5
2021	13/2	3	21	2	10	7.0
2022	12/5	7	63	3	13	9.0
2023	4/2	2	24	0	19	12.0
<b>Totals</b>	<b>49/11</b>	<b>20</b>	<b>200</b>	<b>6</b>	<b>32</b>	<b>10.0</b>

## GIBBS GAME-BY-GAME

2020	Rec.	Yds	TD	Long
at Texas State	3	47	1	32
Georgia State	3	30	0	16
Troy	1	2	0	2
vs North Texas	1	13	0	13

2021	Rec.	Yds	TD	Long
East Carolina	1	6	0	6
at Georgia St.	1	5	1	5
at Arkansas State	1	10	1	10

2022	Rec.	Yds	TD	Long
North Carolina	1	13	1	13
Troy	2	18	0	11
James Madison	1	10	1	10
Robert Morris	2	20	1	11
at Georgia Southern	1	2	0	2

2023	Rec.	Yds	TD	Long
Gardner-Webb	1	5	0	5
at North Carolina	1	19	0	19

## ELI WILSON'S CAREER STATISTICS

Year	GP/GS	Rec	Yds	TD	Long	Avg.
2020	4/0	1	2	0	2	2.0
2021	11/0	8	48	1	14	6.0
2022	12/0	10	82	1	27	8.2
2023	7/5	15	138	2	32	9.2
<b>Total</b>	<b>34/5</b>	<b>34</b>	<b>270</b>	<b>4</b>	<b>32</b>	<b>7.9</b>

## WILSON GAME-BY-GAME

2020	Rec.	Yds	TD	Long
Campbell	1	2	0	2

2021	Rec.	Yds	TD	Long
Elon	1	5	0	5
at Georgia St.	1	1	0	1
ULM	1	8	0	8
at Arkansas State	2	18	0	14
South Alabama	1	3	0	3
at Troy	2	13	1	10

2022	Rec.	Yds	TD	Long
North Carolina	1	27	0	27
at Texas A&M	1	5	0	5
The Citadel	1	8	1	0
at Texas St.	3	16	0	0
Georgia St.	1	3	0	8
Robert Morris	1	2	0	10
at Coastal Carolina	2	21	0	3

2023	Rec.	Yds	TD	Long
Gardner-Webb	2	15	1	12
at North Carolina	2	18	1	13
at Wyoming	4	29	0	12
at ULM	2	13	0	8
Coastal Carolina	3	41	0	32
at ODU	2	22	0	13

## LAST TIME IT HAPPENED

TEAM STATS	APP STATE	OPPONENT
Scored 40-49 Points	9/30/23, at ULM (41)	9/30/23, at ULM (40)
Scored 50-59 Points	10/30/21, vs. ULM (59)	11/26/22, Georgia Southern (51, OT)
Scored 60-69 Points	9/3/22, vs. North Carolina (61)	9/3/22, North Carolina (63)
Scored 70-79 Points	9/22/18, Gardner-Webb (72)	10/7/78, Chattanooga (72)
Recorded a Safety	9/17/22, Troy (intentional, final minute, before Hail Mary win)	9/11/21, Miami
Recorded a Shutout	10/1/22, The Citadel (49-0)	11/5/05, LSU (24-0)
Rushed for 400+ Yards	10/19/22, Georgia State (404)	9/25/14, Georgia Southern (408)
Rushed for 300-399 Yards	11/26/22, at Georgia Southern (376)	9/9/23, at UNC (319, 2OT)
Rushed for Less Than 50 Yards	10/8/22, at Texas State (41)	11/20/21, at Troy (33)
Passed for 400+ Yards	10/21/17, Coastal Carolina (472)	12/18/21, WKU, Boca Raton Bowl (422)
Passed for 300-399 Yards	10/10/23, Coastal Carolina (305)	10/10/23, Coastal Carolina (373)
Passed for Less Than 50 Yards	12/4/10, Western Illinois (47)	9/23/23, at Wyoming (31)
Gained Over 500 Yards Total Offense	9/30/23, at ULM (536)	10/10/23, Coastal Carolina (569)
Gained Less Than 100 Yards Total Offense	9/7/91, Clemson (84)	11/1/14, Georgia State (62)
Recorded 25 or More First Downs	9/30/23, at ULM (28)	10/10/23, Coastal Carolina (25)
Was Penalized 100 Yards	10/8/22, at Texas State (12-105)	10/10/23, Coastal Carolina (9-for-108)
Committed No Penalties	11/17/18, Georgia State	Records incomplete
Defense Intercepted Three Passes	9/16/23, East Carolina (3)	11/21/20, Coastal Carolina (3)
Overcame Halftime Deficit to Win	9/16/23, East Carolina (Trailed 21-16 before winning 43-28)	9/23/23, at Wyoming (App State led 12-7 at half, Wyoming won 22-19)
Trailed After Three Quarters, Rallied to Win	9/30/23, at ULM (Trailed 40-35 before winning 41-40)	10/21/23, at ODU (Trailed 21-20 before winning 28-21)
Won Game On TD on Final Play	9/17/22, Troy (Chase Brice 53-yard pass to Christan Horn as time expired)	11/26/22, Georgia Southern (Kyle Vantrease 25-yard pass to Ezra Archie in 2nd OT)
Won Game On FG To End Regulation	9/30/23, at ULM (Michael Hughes 54-yard FG as time expired)	10/10/23, Coastal Carolina (Kade Hensley 24-yard FG as time expired)
Won Game on Final Defensive Play	10/12/02, Furman (Josh Jeffries PAT Interception, Derrick Black 96-Yd Return)	Never Accomplished

INDIVIDUAL STATS	APP STATE	OPPONENT
75+ Yard Run	12/21/20, Camerun Peoples vs. North Texas, MB Bowl (76)	9/23/23, Harrison Waylee, Wyoming (75)
100-199 Yards Rushing, Game	10/21/23, Kanye Roberts at ODU (109)	10/21/23, Kadarius Calloway, ODU (104)
Two Players 100+ Rush Yards	11/6/21, Nate Noel (122), Camerun Peoples (116), at A-State	Never Accomplished
200+ Yards Rushing, Game	12/21/20, Camerun Peoples vs. North Texas, MB Bowl (317)	9/9/23, Omari Hampton, North Carolina (234)
Three Rushing TDs, Game	11/26/22, Nate Noel vs. Georgia Southern (3)	9/9/23, Omari Hampton, North Carolina (3)
Four Rushing TDs, Game	9/26/20, Daetrich Harrington vs. Campbell (4)	10/2/04, Terrell Harris, Texas State (4)
Five Rushing TDs, Game	12/21/20, Camerun Peoples vs. North Texas, MB Bowl (5)	Never Accomplished
80+ Yard Pass Completion	10/1/22, Chase Brice to Christan Horn, The Citadel (80)	9/26/20, Wiley Hartley to Austin Hite, Campbell (87)
300+ Yards Passing, Game	10/10/23, Joey Aguilar vs. Coastal Carolina (305)	10/10/23, Grayson McCall, Coastal Carolina (373)
Four TD Passes, Game	9/2/23, Joey Aguilar vs. Gardner-Webb (4)	9/30/23, Jiya Wright, at ULM (4)
Five TD Passes, Game	9/9/2017, Taylor Lamb vs. Savannah State (5)	12/1/12, Matt Brown, Illinois State (5)
Six TD Passes, Game	9/3/22, Chase Brice vs. North Carolina (6)	12/18/21, Bailey Zappe, WKU, Boca Bowl (6)
Scored Five TDs, Game	12/21/20, Camerun Peoples vs. North Texas, MB Bowl (5)	10/13/84, Robert Surratt, Marshall (5)
10 Receptions, Game	9/30/23, Kaedin Robinson at ULM (10)	11/26/22, Jeremy Singleton & Khaleb Hood, Ga. Southern (10)
100-149 Receiving Yards, Game	10/21/23, Kaedin Robinson (103) at ODU	10/10/23, Sam Pinckney (102) & Jameson Tucker (100), CCU
150+ Receiving Yards, Game	10/20/21, Malik Williams vs. Coastal Carolina (206)	12/18/21, Jerreth Sterns, WKU, Boca Bowl (184)
Two Players with 100+ Receiving Yards	9/30/23, Christan Horn (124), Kaedin Robinson (112) at ULM	10/10/23, Sam Pinckney (102) & Jameson Tucker (100), CCU
Three Receiving TDs, Game	11/16/19, Corey Sutton vs. Georgia State (3)	9/30/23, Tyrone Howell at ULM (3)
Three Sacks, Game	9/18/21, D'Marco Jackson vs. Elon (3)	9/10/16, Anthony Wilson, Old Dominion (3.0)
50+ Yard Field Goal	9/30/23, Michael Hughes at ULM (54)	10/20/21, Massimo Biscardi, Coastal Carolina (50)
Made Three Or More Field Goals, Game	9/23/23, Michael Hughes at Wyoming (4)	10/2/21, Noel Ruiz, Georgia State (3)
70+ Yard Punt	10/17/09, Sam Martin at Wofford (74)	11/24/18, Tyler Sumpter, Troy (75, 70)
Returned Kickoff for TD	11/12/22, Milan Tucker vs. Marshall (96)	9/10/22, Devon Achane, Texas A&M (95)
Returned Punt for TD	9/22/18, Clifton Duck vs. Gardner-Webb (62)	11/15/14, Blaise Taylor, Arkansas State (38)
Returned Blocked Punt for TD	9/7/19, D'Marco Jackson vs. Charlotte (16)	11/12/22, Dainsus Miller, Marshall (0)
Blocked a Punt	9/28/19, Demetrius Taylor vs. Coastal Carolina	12/12/22, Shadeed Ahmad, Marshall
Returned Interception for TD	9/30/23, Tyrek Funderburk at ULM (23)	9/16/23, Antoine Jackson, ECU (8)
Returned Fumble for TD	12/21/19, Trey Cobb vs. UAB (24)	9/16/23, Shavon Revel, ECU (57)
Blocked a Field Goal	12/18/21, Steven Jones Jr., vs. WKU (Boca Bowl)	9/23/23, DeVonne Harris, at Wyoming
Returned Blocked FG for TD	10/28/06, Corey Lynch vs. Furman (79)	9/23/23, Jakorey Hawkins, at Wyoming (62)
PAT Returned for Two Points	11/13/10, Troy Sanders vs. Wofford	11/25/00, Chris Archie, Troy