



VS



12/18 11:00AM
ESPN



TRADITION
TOUGHNESS
TOGETHER

FBS SUCCESS: 6 STRAIGHT BOWL WINS, 4 SUN BELT TITLES

2020

RECORD: 9-3



App State rushed for 500 yards in a 56-28 victory against North Texas in the first Myrtle Beach Bowl.

2019

RECORD: 13-1



Offensive linemen Ryan Neuzil (left) and Noah Hannon hold up the trophy after a 31-17 win over UAB in the New Orleans Bowl.

2018

RECORD: 11-2



Led by interim head coach Mark Ivey, App State posted a 45-13 win against Middle Tennessee in the New Orleans Bowl.

2017

RECORD: 9-4



App State shut out high-scoring Toledo en route to a 34-0 victory in the Dollar General Bowl in Mobile, Ala.

2016

RECORD: 10-3



Thanks to a tiebreaking field goal with 5:41 left, App State won 31-28 against Toledo in a return trip to the Camellia Bowl.

2015

RECORD: 11-2



Making its FBS postseason debut, App State kicked a 23-yard FG as time expired in a 31-29 win against Ohio in the Camellia Bowl.

73-18

App State's 73-18 record since the start of 2015 ranks as the sixth-best mark in the country during that span, trailing just Alabama, Clemson, Ohio State, Oklahoma and Georgia.



Jordan Fehr (center) leads the celebration following App State's 45-38 win against Louisiana in the 2019 Sun Belt title game.



Team captain MyQuon Stout lifts the trophy following a 30-19 win over Louisiana in the first-ever Sun Belt title game.



The Mountaineers clinched a Sun Belt title by closing the regular season with a 63-14 win against Louisiana on Senior Day.



Out in Las Cruces, N.M., App State earned a share of its first FBS league title with a win at former Sun Belt foe New Mexico State.

APPSTATESPORTS.COM

@APPSTATESPORTS
@APPSTATE_FB

@APPSTATESPORTS
@APPSTATEFOOTBALL

@APPSTATESPORTS
@APPSTATE_FB

#GOAPP
#BEATWKU

2016, 2017, 2018, 2019 SUN BELT CHAMPS | 2018, 2019, 2021 SBC EAST DIVISION CHAMPS | 2015, 2016 CAMELLIA BOWL CHAMPS | 2017 DOLLAR GENERAL BOWL CHAMPS
2018, 2019 NEW ORLEANS BOWL CHAMPS | 2020 MYRTLE BEACH BOWL CHAMPS | 2005, 2006, 2007 FCS CHAMPS | 12-TIME SOCON CHAMPS | 6-TIME NORTH STATE CHAMPS



Clay Matvick, Play-by-Play
Rocky Boiman, Analyst
Tiffany Blackmon, Sideline



Chris Carlin, Play-by-Play
E.J. Manuel, Analyst
Taylor Davis, Sideline

APPALACHIAN SPORTS NETWORK



Adam Witten, Play-By-Play
Noah Hannon, Analyst
Molly Cotten, Sideline

Radio affiliates: FLAGSHIP 97.3 FM (North Wilkesboro), 96.5 FM/1450 AM (Boone), 102.3 FM/610 AM (Charlotte), 1320 AM (Greensboro), 107.7 FM/1450 AM (Hendersonville)

Satellite radio: Channel 971 on SiriusXM app or XM 381
Also listen on **The Varsity Network** app or **appstatesports.com**



App State
MOUNTAINEERS
(10-3, 7-1 Sun Belt)

Coach: Shawn Clark
Career: 20-6/2nd full year
At App State: Same



Date: Saturday, Dec. 18, 2021

Time: 11 a.m. **TV:** ESPN

Location: Boca Raton, Fla. (FAU Stadium)

AP/Coaches Poll: #31 (9 pts); #34 (2 pts)

Series: App State leads 4-1 (Last game: 2000)

Bowl Records: App State 6-0; WKU 4-3



WKU
HILLTOPPERS
(8-5, 7-1 Conference USA)

Coach: Tyson Helton
Career: 22-16/3rd year
At WKU: Same

APP STATE COACHING STAFF

On the sideline:

Shawn Clark, Head coach
Dale Jones, DC/ILBs
Nic Cardwell, OL
Brian Haines, RBs/SPT
Robert Nunn, DL
Pat Washington, WRs

Justin Watts, TEs

Rod West, CBs

In the booth:

Frank Ponce, OC/QBs
Mark DeBastiani, OLBs
David Lockwood, Safeties

APP STATE STATISTICAL HEADLINERS



PASSING

Chase Brice | #7 | Gr. | Grayson, Ga.
2021: 227-for-367 passing, 3,020 yards, 23 TDs, 10 INTs



RECEIVING

Thomas Hennigan | #5 | S-Sr. | Greensboro, N.C.
2021: 55 catches, 776 yards, 6 TDs (TD in 5 straight)



RUSHING

Nate Noel | #20 | So. | Miami, Fla.
2021: 196 attempts, 1,076 yards, 4 TDs, 5.5 YPC



DEFENSE

D'Marco Jackson | #52 | Sr. | Spartanburg, S.C.
2021: 114 tackles, 18.5 TFLs, 6.0 sacks, 1 INT, 12 hurries

APP STATE STORYLINES

- App State faces WKU in a matchup of division champions who went 7-1 in league play and had one-possession losses in their conference title games. Since making their FBS debut in 2014, the Mountaineers have earned a bowl berth in each of their seven postseason-eligible seasons and posted an FBS-best bowl record of 6-0 (only program with no losses in more than two appearances).

2020: W, 56-28 vs. North Texas (Myrtle Beach)

2018: W, 45-17 vs. MTSU (New Orleans)

2016: W, 31-28 vs. Toledo (Camellia/Montgomery)

2019: W, 31-17 vs. UAB (New Orleans)

2017: W, 34-0 vs. Toledo (Dollar General/Mobile)

2015: W, 31-29 vs. Ohio (Camellia/Montgomery)

- At 80-23 since the 2014 transition, App State has the sixth-most wins in the FBS in that span behind just Alabama (103-9), Clemson (98-13), Ohio State (92-11), Oklahoma (85-19) and Georgia (84-21).
- App State, Alabama, Clemson and Oklahoma are the only FBS programs with nine-plus wins every year since 2015. App State is one of eight programs with 10-plus wins in at least five of the last seven years.
- At 20-6, **Shawn Clark's** .769 win percentage is topped by only five active FBS head coaches: **Ryan Day** (.892), **Lincoln Riley** (.846), **Kirby Smart** (.821), **Nick Saban** (.802) and **Dabo Swinney** (.800).
- One of the nation's top Group of Five defenses faces the nation's top passing attack. App State is No. 2 nationally with 109 TFLs (8.2 per game) while also ranking in the top 20 in scoring defense (No. 16, 19.3 points), total defense (No. 18, 325.5 yards), pass efficiency defense (No. 12, 114.7), INTs (No. 10, 15), defensive TDs (No. 6, four), red zone defense (No. 15, 73.7%) and rushing defense (No. 19, 118.8).
- Sun Belt Defensive Player of the Year **D'Marco Jackson**, a Senior Bowl pick, is third nationally in tackles among defenders from teams with 10-plus wins. With 114 tackles, 18.5 tackles for loss, 6.0 sacks, 12 QB hurries, one interception, five PBUs and one forced fumble, he's one of only two FBS players since 2000 with at least 110 tackles, 18.0 TFLs, 6.0 sacks and six passes defended in one year.
- All-America CB **Steven Jones Jr.** has five INTs (No. 2 in FBS), while **D'Marco Jackson**, **Nick Hampton** (10.0 of 18.5 career sacks this year) and **Demetrius Taylor** (7.0 of 26.5 sacks this year) apply QB pressure.
- Nate Noel** has a league-best 1,076 rushing yards, with **Cameron Peoples** (league-high 14 TDs) at 75.0 yards a game. **Chase Brice** (sacked only 13 times) throws to four super senior WRs (**Thomas Hennigan**, **Corey Sutton**, **Malik Williams**, **Jalen Virgil**) who have totaled 667 career catches and 79 college TDs.
- App State has 10 consecutive years with a 1,000-yard rusher — among current FBS teams, Buffalo is No. 2 with a four-year streak. **Cameron Peoples** needed 193 yards in the 2020 bowl to extend the streak, then delivered an NCAA bowl-record 317 yards and a record-tying five TDs on 22 carries.

	East Carolina Charlotte, N.C. Bank of America Stadium	Thursday, Sept. 2 W, 33-19 ESPN
	at #22 Miami Miami Gardens, Fla.	Saturday, Sept. 11 L, 25-23 ESPN
	ELON BOONE, N.C.	Saturday, Sept. 18 W, 44-10 ESPN+
	MARSHALL BOONE, N.C.	Thursday, Sept. 23 W, 31-30 ESPN
	at Georgia State* Atlanta, Ga.	Saturday, Oct. 2 W, 45-16 ESPN+
	at Louisiana* Lafayette, La.	Tuesday, Oct. 12 L, 41-13 ESPN2
	#14 COASTAL CAROLINA* BOONE, N.C.	Wednesday, Oct. 20 W, 30-27 ESPN2
	ULM* BOONE, N.C.	Saturday, Oct. 30 W, 59-28 ESPN+
	at Arkansas State* Jonesboro, Ark.	Saturday, Nov. 6 W, 48-14 ESPN+
	SOUTH ALABAMA* BOONE, N.C.	Saturday, Nov. 13 W, 31-7 ESPN+
	at Troy* Troy, Ala.	Saturday, Nov. 20 W, 45-7 ESPN+
	GEORGIA SOUTHERN* BOONE, N.C.	Saturday, Nov. 27 W, 27-3 ESPN+
	Sun Belt Title Game at #20 Louisiana	Saturday, Dec. 4 L, 24-16 ESPN
	Boca Raton Bowl vs. WKU	Saturday, Dec. 18 11 a.m. ESPN

STRATEGIC COMMUNICATIONS**JOEY JONES**

Sr. Associate Athletics Director
Primary Football Contact
Email: jonesj7@appstate.edu
Cell phone: 828-964-7183

**BRET STRELOW**

Communications Director
Secondary Football Contact
Email: strelowb@appstate.edu
Cell phone: 828-963-3069

ANDREW KORBA

Email: korbaam@appstate.edu

SHANE HARVELL

Email: harvellsm@appstate.edu

LAUREN EDGIL

Email: edgille@appstate.edu

BOBBY NEAL

Student Intern

Mailing Address

App State Strategic Communications
425 Jack Branch Drive
Boone, NC 28608

APP STATE BOWL WEEK MEDIA SCHEDULE

SUNDAY	MONDAY	TUESDAY	WEDNESDAY	THURSDAY	FRIDAY
• Practice closed (No interviews)	• No interviews	• Bowl press conference with both head coaches, approximately 5 p.m. at South Florida Science Center	• TBD	• TBD	• Joint media availability, 1:45 p.m. for both teams at Palm Beach County Convention Center

WHEN REFERENCING APP STATE, PLEASE USE:

- App State
- Appalachian State University
- Mountaineers
- Pronunciation: app-uh-LATCH-in

PLEASE DO NOT USE:

- ASU
- Appy State
- Appy
- AppState
- App. State
- Pronunciation: app-uh-LAY-chin

APP STATE OFFICIAL MARKS**Primary (Block A)****Secondary (Victory Yosef)****APP STATE-WKU SERIES**

Year	Date	Site	Result
2000	Dec. 2	A	W, 17-14*
1985	Sept. 14	H	W, 31-14
1984	Sept. 8	A	W, 17-16
1973	Sept. 8	H	L, 42-7
1972	Sept. 9	A	W, 7-6

* FCS Playoff game

APP STATE'S FBS BOWL HISTORY**2020 — Myrtle Beach Bowl****Conway, S.C. (Brooks Stadium)**

Dec. 21 North Texas CUSA W, 56-28

2019 — New Orleans Bowl**New Orleans, La. (Superdome)**

Dec. 21 UAB CUSA W, 31-17

2018 — New Orleans Bowl**New Orleans, La. (Superdome)**

Dec. 15 Middle Tenn. CUSA W, 45-13

2017 — Dollar General Bowl**Mobile, Ala. (Ladd-Peebles Stadium)**

Dec. 23 Toledo MAC W, 34-0

2016 — Camellia Bowl**Montgomery, Ala. (Cramton Bowl)**

Dec. 17 Toledo MAC W, 31-28

2015 — Camellia Bowl**Montgomery, Ala. (Cramton Bowl)**

Dec. 19 Ohio MAC W, 31-29

AP TOP 25

RK	TEAM	PTS	PV	REC
1.	Alabama	1,535 (50)	4	12-1
2.	Michigan	1,480 (9)	2	12-1
3.	Georgia	1,408	1	12-1
4.	Cincinnati	1,404 (3)	3	13-0
5.	Notre Dame	1,280	6	11-1
6.	Baylor	1,228	9	11-2
7.	Ohio State	1,117	7	10-2
8.	Ole Miss	1,101	8	10-2
9.	Oklahoma State	1,106	5	11-2
10.	Utah	929	14	10-3
11.	Michigan State	895	11	10-2
12.	BYU	866	12	10-2
13.	Pittsburgh	838	17	11-2
14.	Oklahoma	807	13	10-2
15.	Oregon	594	10	10-3
16.	Louisiana	490	20	12-1
17.	Iowa	446	15	10-3
18.	NC State	404	21	9-3
19.	Clemson	395	22	9-3
20.	Wake Forest	393	18	10-3
21.	Houston	358	16	11-2
22.	Arkansas	279	23	8-4
23.	Texas A&M	171	24	8-4
24.	UTSA	146	NR	12-1
25.	Kentucky	129	25	9-3

Others receiving votes: Utah State 109, Wisconsin 66, San Diego State 63, Minnesota 38, Purdue 36, **APP STATE 9**, Army 7, Mississippi State 4, Penn State 4, Northern Illinois 1

AMWAY COACHES POLL

RK	TEAM	REC	PTS
1.	Alabama (54)	12-1	1,540
2.	Michigan (5)	12-1	1,474
3.	Georgia	12-1	1,420
4.	Cincinnati (3)	13-0	1,392
5.	Notre Dame	11-1	1,266
6.	Baylor	11-2	1,204
7.	Ohio State	10-2	1,170
8.	Ole Miss	10-2	1,134
9.	Oklahoma State	11-2	1,036
10.	Michigan State	10-2	903
11.	Utah	10-3	893
12.	Pittsburgh	11-2	886
13.	Oklahoma	10-2	853
14.	BYU	10-2	792
15.	Oregon	10-3	589
16.	Iowa	10-3	561
17.	Louisiana	12-1	444
18.	NC State	9-3	436
19.	Wake Forest	10-3	389
20.	Kentucky	9-3	327
21.	Houston	11-2	315
22.	Clemson	9-3	252
23.	Texas A&M	8-4	239
24.	Arkansas	8-4	185
25.	UTSA	12-1	146

Others receiving votes: Wisconsin 105, Utah State 85, San Diego State 62, Minnesota 17, Arizona State 15, Fresno State 5, Penn State 5, UCLA 3, **APP STATE 2**, Mississippi State 2, Coastal Carolina 2, Purdue 1

MOST WINS SINCE 2015 (FBS)

1. Alabama	91-7 (.929)
2. Clemson	88-10 (.898)
3. Ohio State	78-10 (.886)
4. Oklahoma	77-14 (.846)
5. Georgia	74-18 (.814)
6. App State	73-18 (.802)

MOST WINS SINCE 2015 (G5)

1. App State	73-18 (.802)
T2. Boise State	64-22 (.744)
T2. San Diego State	64-24 (.727)
4. Memphis	61-29 (.678)
5. Cincinnati	59-28 (.678)

BEST WIN% ACTIVE FBS COACHES

1. Ryan Day, Ohio State	33-4 (.892)
2. Lincoln Riley, Oklahoma/USC	55-10 (.846)
3. Kirby Smart, Georgia	64-14 (.821)
4. Nick Saban, Alabama	268-66 (.802)
5. Dabo Swinney, Clemson	148-37 (.800)
T6. Shawn Clark, App State	20-6 (.769)
T6. Billy Napier, UL/Florida	40-12 (.769)

BEST WIN% VS. LEAGUE SINCE 2014

1. Ohio State (Big Ten)	66-5 (.930)
2. Alabama (SEC)	67-6 (.918)
3. Clemson (ACC)	64-7 (.901)
4. Oklahoma (Big 12)	63-12 (.840)
5. App State (Sun Belt)	56-11 (.836)

SUN BELT OVERALL WINS SINCE '14

1. App State	80-23 (.777)
2. Louisiana	64-38 (.628)
T3. Troy	53-45 (.541)
T3. Arkansas State	53-47 (.530)
T3. Georgia Southern	53-47 (.530)

WINS VS. SBC TEAMS SINCE '14

1. App State	56-11 (.836)
2. Louisiana	47-20 (.702)
3. Arkansas State	39-25 (.609)
4. Georgia Southern	37-27 (.578)
5. Troy	35-28 (.556)

ROAD WINS SINCE 2014

1. Boise State	33
2. Clemson	32
T3. App State	31
T3. Ohio State	31

DEFENSIVE INTS SINCE 2015

1. App State	117
T2. Alabama	116
T2. Iowa	116
4. San Diego State	115
5. Clemson	105

MORE STORYLINES

- **Shawn Clark** was the only first-year FBS head coach in 2020 to win nine-plus games, and his overall record of 20-6 is ahead of any FBS head coach who was hired prior to the 2020 season. UTSA's Jeff T aylor is 19-6 in nearly two full seasons, and Ole Miss' Lane Kiffin is 15-7.
- It's a homecoming for Miami-area players **Dashaun Davis** (Deerfield Beach), **Jordon Earle** (West Palm Beach), **Travis McNichols Jr.** (Miami Gardens), **Nate Noel** (Miami), **Hansky Paillant** (Miami), **Stephen Passeggiata** (Wellington), **Demetrius Taylor** (Miami) and **Christian Wells** (Fort Lauderdale), plus **Milan Tucker** is from south Florida (Lehigh Acres).
- App State is one of 12 schools to finish in the top 26 of AP Poll voting in each of the last three years. It led in-state FBS programs in wins during each of the last three seasons and at least tied for the most wins among in-state FBS programs during each of the last six seasons. It can extend that streak to seven during the 2021 bowl season, as App State and Wake Forest both have 10 victories to date.
- Programs in North Carolina have posted an 11-win season at the FBS level a combined 10 times, and App State accounted for three of those in its first six FBS seasons.
- On Senior Day, App State recognized 28 players — including 14 “super seniors” who returned for the extra year of eligibility granted by the NCAA and have played 614 games with a combined 409 starts. **Tommy Dawkins Jr.**, **Jacob Huesman**, **Baer Hunter**, **Kaiden Smith**, **Caleb Spurlin**, **Chandler Staton** and **Jalen Virgil** are sixth-year App State players who redshirted in 2016 and have been part of a 62-16 run with Sun Belt titles in 2016, 2017, 2018 and 2019, plus a 2021 East Division title. The team's other super seniors are **Mike Evans**, **Tim Frizzell**, **Thomas Hennigan**, **Xavier Subotsch**, **Corey Sutton**, **Demetrius Taylor** and **Malik Williams**.
- App State increased its streak to 37 straight seasons (eight Sun Belt, 29 SoCon) with a league record of .500 or better. Among current FBS programs, counting seasons before and after any transitions, it's the longest streak by 14 years — Clemson, Oklahoma and Boise State are at 23 in a row.
- App State has the Sun Belt's most-followed Instagram, Facebook, Twitter, YouTube and TikTok accounts among football programs. It ranked No. 2 among G5 programs (behind just UCF) and No. 42 in the FBS in social media interactions in 2020.
- **Thomas Hennigan**, **Caleb Spurlin** and **Xavier Subotsch** have played in all 65 App State games since the start of 2017, breaking the school record for career games. **Pierre Banks**, who appeared in three games before redshirting as a true freshman in 2004, then totaled 59 games as the Mountaineers went 50-9 with three FCS titles from 2005-08, held the NCAA all-divisions record of 62 games until this year. His record was broken by players who are either still at Clemson/had played previously at Clemson.
- **Thomas Hennigan** has an FBS-record 64 starts to date. Earlier this year, he broke the old record of 57 each by Clemson OL **Mitch Wyatt** and Alabama OL **Ross Pierschbacher** from 2015-18.
- Officially going 7-0 at home with two Thursday games and one Wednesday game, App State set program and Sun Belt Conference records for average home attendance at 30,441 fans per game.
- With six of seven home games in 30,000-seat Kidd Brewer Stadium, plus a Thursday home game played in Charlotte, App State led the 130-team FBS at 101.5 percent home attendance relative to capacity. The only other FBS schools at 100-plus percent are Michigan (101.1), Utah (100.7), Penn State (100.2), Texas A&M (100.2 percent) and Georgia (100.0).
- App State's impressive crowd support included 31,061 fans at a Wednesday win vs. Coastal Carolina — the biggest regular season crowd for a college football game on a Tuesday/Wednesday since App State joined the Sun Belt in 2014, with the second-place total being 25,211 fans at Troy for South Alabama's 2017 visit. Pitt's home game vs. UConn on a Wednesday in 2011 drew a crowd of 40,219.
- A Thursday season opener vs. ECU in Charlotte's Bank of America Stadium was officially an App State home game that drew 36,752 fans, the Kidd Brewer Stadium debut vs. FCS-level Elon drew 30,224, and a Thursday home game vs. Marshall included a crowd of 28,377. The ULM game drew 29,321, the South Alabama game with a temperature in the high 30s drew a crowd of 29,348, and a post-Thanksgiving visit from Georgia Southern drew 28,005.
- App State posted a combined record of 33-6 from 2018-20 with three different head coaches, three different offensive coordinators and three different defensive coordinators in those three seasons. Defensive coordinator **Dale Jones** is in Year 2 since returning, and offensive coordinator **Frank Ponce** came back after serving as the co-offensive coordinator (passing game)/QB's coach from 2013-18.

SPECIAL TEAMS

- Assistant **Brian Haines** (Broyles nominee) directs a unit with multiyear starters at kicker (**Chandler Staton**), punter (**Xavier Subotsch**), long snapper (**Christian Johnstone**) and holder (**Clayton Howell**).
- Groza Award semifinalist **Chandler Staton** is 19 of 20 on field goals this year and 52 of 52 on PATs for 109 points (No. 1 in the Sun Belt). He is No. 1 among active FBS players (No. 6 all-time among FBS kickers), No. 1 in school history and No. 1 in Sun Belt history with 456 career points — on Senior Day, he topped the previous school record of 444 points scored by RB **Kevin Richardson** from 2004-07. Staton's 19 field goals this season are tied for first place in App State's single-season history.
- **Chandler Staton** was 16-for-16 this season with a school-record 18 consecutive makes overall before the streak ended Nov. 20. He is 63-for-80 in his career, including 21-for-23 from between 40-49 yards.
- **Jalen Virgil** ranks No. 7 nationally with a kickoff return average of 30.2 yards this season, and he has a career average of 32.1 on 31 returns (996 career yards). He tied **Darrynton Evans'** school record of three career kickoff return TDs by scoring on a 97-yard return on Senior Day vs. Georgia Southern.

OFFENSE

- App State is 22-for-32 (68.8 percent) on fourth-down conversions this year, including a 19-for-26 mark against Sun Belt teams with a 3-for-3 showing that included two TDs against South Alabama, a 4-for-5 effort at Troy and a 2-for-3 mark with a fourth-and-9 TD pass covering 36 yards against Georgia Southern. App State went 2-for-2 with a 24-yard touchdown pass on fourth down in the Sun Belt title game.
- **Chase Brice** is No. 3 in the Sun Belt at 232.3 passing yards per game — with 21 TDs in App State's 10 wins. After having a single-game high of 279 passing yards in his first three FBS seasons, Brice has eclipsed that four times for App State, with 347 vs. Coastal Carolina and 326 vs. Georgia State. At 3,020 passing yards this year, he's just the fourth App State QB to eclipse 3,000 in a season, and he's 271 yards behind App State's single-season passing record of 3,291 from **Armanti Edwards** in 2009.
- Super senior WRs **Thomas Hennigan**, **Malik Williams** and **Corey Sutton** are all among the top 10 in school history in career receptions (No. 1-Hennigan with 237; No. 5-Williams; No. 9-Sutton), career receiving yards (No. 3-Hennigan; No. 5-Williams; No. 6-Sutton) and career receiving TDs (No. 3-Sutton; T-No. 4-Hennigan; No. 8-Williams).
- App State was the only FBS team in 2020 with 500-yard rushing seasons from four players, including **Camerun Peoples**, **Nate Noel** and **Daetrich Harrington**. They had yet to all play together in the same game this season before the Coastal Carolina game, when the trio combined for 186 rushing yards on 35 attempts (5.3 yards per carry), and Harrington joined Noel in scoring a touchdown at Troy.
- **Nate Noel** and **Camerun Peoples** both had 100+ rushing yards in wins vs. ECU and Arkansas State. Noel has five 100-yard games this year, and Peoples has two (among seven games with at least 75), helping App State be one of only three FBS teams (joining Michigan and Wisconsin) with two RBs averaging at least 75.0 rushing yards a game.
- **Nate Noel** leads the Sun Belt with 30 runs of 10-plus yards this year. Against Marshall, he rushed for 104 of his 187 yards in the fourth quarter, when App State turned a 30-21 deficit into a 31-30 win. Noel had gains of 11, 14, 41 and 22 yards on the final drive, smartly going down short of the end zone in the final two minutes to prevent Marshall from possibly regaining possession with an eight-point deficit.
- **Camerun Peoples** scored three first-half TDs vs. Marshall, sat out the next two games, then had two rushing TDs apiece vs. Coastal Carolina and ULM along with a 27-yard TD against Arkansas State. He has 19 TDs in his last 12 games and has rushed for 2,136 yards with 28 TDs in 26 career games.
- RB **Daetrich Harrington** returned to the lineup at Louisiana on Oct. 12 after tearing the ACL in his right knee for the second time in his college career at Texas State on Nov. 7, 2020. He tore it in the spring of 2018 (returning nine months later to play at Georgia State in Game 10), suffered a foot injury that forced him to miss the last six regular-season games in 2019 (before returning for two postseason wins) and led the Sun Belt with 595 yards in the first six games of his injury-shortened 2020. He scored his first TD in more than 13 months when he reached the end zone at Troy.
- Despite sitting out last year, **Corey Sutton** has the second-most receiving TDs (24 in just 35 games) among Sun Belt players in FBS play since the start of 2018. After dragging his back foot in bounds on a fourth-quarter TD grab that ranked No. 1 on SportsCenter's top plays following the Marshall victory, he had a touchdown in five of App State's seven Sun Belt wins and four 100-yard games total this season.
- **Malik Williams** already has a single-season high in receiving yards with 783, with 206 coming in a win against Coastal Carolina. He has seven receptions gaining at least 40 yards this season (No. 2 in the Sun Belt) after totaling three in his first four seasons.
- With 14 plays of more than 40 yards in his career, **Jalen Virgil** is No. 4 overall (No. 1 among offensive skill position players) on "The Freaks List" from The Athletic, marking the fourth straight year he's been named one of the most-gifted athletes in college football. He has three kickoff return TDs in his last 13 games — against Georgia Southern (100 yards in 2020), Miami (100 yards earlier this season) and Georgia Southern again (97 yards in the 2021 regular-season finale).
- On the Joe Moore Award honor roll, a line that's No. 9 nationally with only 13 sacks allowed includes first-team All-Sun Belt picks **Baer Hunter**, who moved from right guard to center during the spring and has 51 career starts, and RT **Cooper Hodges**, who has made 38 career starts. **Anderson Hardy** has excelled at LT, while **Isaiah Helms**, **Damion Daley** and **Luke Smith** have been the primary guards.
- Three linemen in the six-man rotation began their college careers as defensive linemen. App State is one of only three FBS teams with more than 375 passing attempts and a top-10 ranking in fewest sacks allowed.
- App State's tight end depth has been on display, with **Henry Pearson** returning to action on Senior Day to make his ninth start of 2021 and **Mike Evans** starting seven straight games (often in sets with two tight ends). **Miller Gibbs** scored a 10-yard TD and had a key block on a trick-play TD at Arkansas State, and **Eli Wilson** made his first career TD catch to help App State take a 24-7 lead at Troy.

DEFENSE

- Through nearly 25 full years as an App State assistant, defensive coordinator **Dale Jones** has been part of 231 wins. He coached at Louisville with **Scott Satterfield** in 2019 following a 23-year run at App State, where he was the defensive coordinator from 2010-12 and co-defensive coordinator in 2018.
- Since joining the league, App State is responsible for six of the 13 games in which a Sun Belt defense has limited an opponent to less than 150 yards. It held three of its last four opponents in the regular season under 200 total yards: 199 by Arkansas State, 284 by South Alabama, 142 by Troy and 194 by Georgia Southern.

APP STATE IN THE NFL

10 App State alums are currently on NFL rosters:

RONALD BLAIR | DL | New York Jets
 AKEEM DAVIS-GAITHER | LB | Cincinnati Bengals^
 DARRYNTON EVANS | RB | Tennessee Titans^
 COLBY GOSSETT | OL | Atlanta Falcons
 SHEMAR JEAN-CHARLES | CB | Green Bay Packers
 KENDALL LAMM | OL | Tennessee Titans
 SAM MARTIN | P/KO | Denver Broncos
 DOUG MIDDLETON | S | San Francisco 49ers^
 RYAN NEUZIL | OL | Atlanta Falcons*
 JOSH THOMAS | S | Buffalo Bills*

* Practice squad ^ IR or Reserve/Injured list

APP STATE AT A GLANCE

- **APP STATE** is named among the best colleges in the Southeast for 2021 by The Princeton Review.
- **APP STATE** ranks among the top 30% of four-year U.S. colleges/universities in Money.com's 2020-21 Best Colleges for Your Money.
- **APP STATE** has placed among the top 15 public and private Southern universities since U.S. News & World Report's Best Colleges rankings were first published annually in 1987.
- **APP STATE** advanced to No. 1 in the Most Innovative Schools category among Southern regional universities
- **BOONE, N.C.**, ranked No. 15 overall (and No. 1 among Group of Five Conference program towns/cities) on the Top 100 College Football Towns of America Countdown.
- **APP STATE'S** notable alums include country music stars Luke Combs (CMA's 2020 Male Vocalist of the Year and Album of the Year) and Eric Church (CMA's 2020 Entertainer of the Year), as well as author Stephen Dubner.

APP STATE AT A GLANCE

- 3.29 cumulative GPA for student-athletes after the 2020-21 year
- 3.0+ cumulative GPA for 18 straight semesters
- All of App State's teams ended the 2021 spring with a cumulative GPA of 3.0 or better
- 10 teams achieved perfect 1,000 single-year APR score in latest recorded cycle
- App State led Sun Belt Conference schools in program-wide GPA for student-athletes, Commissioner's List selections and Academic Honor Roll selections for the 2020-21 year.
- More than 14,000 hours in the community by App State student-athletes ranked second-most in the nation by Helper Helper at end of 2020 year

APP STATE ON ESPN

— App State is making its 24th national TV appearance in its last 41 games

— App State is 39-14 all-time in games on ESPN, ESPN2 or ESPNU

— App State is 12-7 all-time on ESPN, including 1-1 this year

CAREER GAMES/STARTS

Player	Career Games	Starts (In a Row)
Thomas Hennigan	65	64 (21)
Caleb Spurlin	65	26 (25)
Xavier Subotsch	65	53* (39)
Malik Williams	64	30 (1)
Demetrius Taylor	64	38 (36)
Baer Hunter	63	51 (45)
Jalen Virgil	60	11
Chandler Staton	60	58* (58)
Kaiden Smith	57	21 (9)
Tim Frizzell	53	6
D'Marco Jackson	52	31 (28)
Tyler Bird	52	—
Trey Cobb	51	33 (25)
Steven Jones Jr.	51	14 (6)
Clayton Howell	51	14*
Tommy Dawkins Jr.	50	1
Ryan Huff	49	25 (9)
Shaun Jolly	46	34 (2)
Henry Pearson	46	30 (2)

* Specialists aren't officially credited with starts

2021 TRENDS

App State's Non-League Record ...

At Home	3-0
On the road	0-1

App State's League Record ...

At Home	4-0
On the road	3-1

App State's Postseason Record ...

On the road	0-1
-------------	-----

App State's Record in Games ...

Decided by 1-3 points	2-1
4-7 points	0-0
8-10 points	0-1
11-19 points	1-0
20-29 points	3-1
30+ points	4-0

App State's Record When Scoring ...

10-19 points	0-2
20-29 points	1-1
30+ points	9-0

App State's Record When Allowing ...

10 or fewer points	4-0
11-19 points	3-0
20-29 points	2-2
30+ points	1-1

App State's Record in Games ...

During the day	7-1
Scoring first	8-1
Opponent scores first	2-2
Leading after 1st quarter	8-0
Trailing after 1st quarter	2-3
Leading at halftime	9-1
Trailing at halftime	1-2
Leading after 3rd quarter	8-0
Trailing after 3rd quarter	1-3
Tied after 3rd quarter	1-0
100-yard rusher	5-0
100-yard receiver	4-0
300-yard passer	2-0

- App State has allowed an average of 2.7 yards per carry in its 10 wins, with an average of 60.0 rushing yards per game over the last four games of the regular season: 62 by Arkansas State, 58 by South Alabama, 33 by Troy and 87 on 46 carries by Georgia Southern.
- ILB **D'Marco Jackson**, ILB **Trey Cobb**, OLB **T.D. Roof** and OLB **Nick Hampton** have totaled 310 tackles, 50.5 TFLs, 19.0 sacks, six INTs, 11 PBU's, three forced fumbles and 97 QB pressures this season. While the tackle numbers up front from linemen such as NT **Jordon Earle** aren't gaudy, they've freed up App State's linebackers to total 425 tackles, 65.5 TFLs, 26 sacks and seven INTs this season.
- Since the start of the 2019 season, the top two active Sun Belt players in sacks are **Demetrius Taylor** (20.0) and **Nick Hampton** (18.5), while the top four active Sun Belt players in TFLs during the same span include Taylor (No. 2, 37.0), **D'Marco Jackson** (No. 3, 32.5) and Hampton (No. 4, 29.5).
- D'Marco Jackson** and Tulsa's **Alain Karatepeyan** (in 2007) are the only FBS players since 2000 with at least 110 tackles, 18.0 TFLs, 6.0 sacks, one INT and six passes defended in the same year — Karatepeyan finished the year with 114 tackles in 14 games. Over the last two seasons, Jackson has 205 tackles, 26.0 tackles for loss, 8.5 sacks, three INTs, 14 passes defended, one forced fumble and one fumble recovery — he's the only FBS player in the last two seasons with at least 200 tackles and 25.0 tackles for loss.
- D'Marco Jackson** had 11 tackles, 3.5 TFLs, one sack and four QB hurries in the Sun Belt title game.
- D'Marco Jackson** had a career-high 14 tackles against Marshall less than a week after becoming the first FBS player since 2014 and first-ever Sun Belt player to record at least 13 tackles, 4.5 tackles for loss and 3.0 sacks in the same game (against Elon). In 2020, he was the only FBS player with at least 90 tackles (91), 6.5 tackles for loss, 2.5 sacks, two interceptions and eight passes defended (he had six PBU's), leading him to be called one of the nation's most versatile players by ESPN.
- A first-team FWAA All-American and second-team Walter Camp All-American, **Steven Jones Jr.** is No. 2 at the FBS level with five INTs this year (Oregon's **Verone McKinley III** increased his total to six in the Pac-12 championship game), and Jones has an FBS-best three pick-six TDs. A three-INT, two-TD game at Arkansas State allowed him to tie or break several school records, including single-game INTs (five-way tie for first with three), single-game INT return TDs (four-way tie for first with two), single-season INT return TDs (first place with three) and career INT return TDs (first place with four).
- App State has 15 INTs (tied for No. 10 nationally) and four pick-six return TDs (tied for No. 1 nationally with Ohio State and Pitt). App State also leads the FBS with 347 INT return yards — **Trey Cobb** has 110, followed by 100 from **T.D. Roof** and 97 from **Steven Jones Jr.**
- App State's FBS-leading 117 INTs since 2015 include **Trey Cobb's** 100-yard INT return vs. South Alabama to follow a two-game run in which **Steven Jones Jr.** had two pick-six TDs (out of three total INTs) vs. Arkansas State and one pick-six TD vs. ULM.
- Nick Hampton** is one of only five FBS players this season with at least 65 tackles (he has 66), 10.0 sacks and 15.0 TFLs (he has 16.5). According to PFF, has a Sun Belt-leading 49 QB pressures this year.
- A preseason All-American (honorable mention) from PFF College as well as a member of the watch lists for the Walter Camp Player of the Year, Bednarik Award and Bronko Nagurski Trophy, **Demetrius Taylor** increased his career total to 26.5 sacks with sacks against five Sun Belt opponents. He is No. 6 among active FBS players and No. 4 in school history in career sacks.
- T.D. Roof** is one of only six FBS players this year with at least 60 tackles, 9.0 TFLs, 3.0 sacks and two INTs. He had a key sack for a 9-yard loss with Troy backed up near its end zone to help set up a go-ahead TD late in the first half, and his INT of a bubble screen deep in Troy territory helped App State score two TDs just 14 seconds apart early in the third quarter — those plays were part of a 21-0 run that turned a 7-3 deficit into a 24-7 lead in the span of 3 minutes, 21 seconds. He had 2.0 TFLs at Troy.
- T.D. Roof** posted 2.0 sacks among seven tackles from his OLB position in his first career start at Miami, leading to him being named the Sun Belt's Defensive Player of the Week by The Draft Network, and he added a 90-yard INT return from the visiting end zone in the win against Elon. He came up with five big tackles in the win vs. Coastal Carolina, including three on the Chants' 10 fourth-quarter plays, then had a career-high nine tackles to go with 1.5 TFLs and a forced fumble against ULM.
- Trey Cobb** is the only FBS player this season with at least 65 tackles (he has 69), 6.0 tackles for loss, three INTs and seven passes defended (he has 4 PBU's). He leads Sun Belt linebackers with his seven passes defended, had a 100-yard INT return for a TD among his two INTs against South Alabama and also has two fumble recoveries with one forced fumble during a late-season surge.
- Caleb Spurlin**, who paired a blocked FG with a career-high-tying seven tackles at Miami, had 1.5 sacks vs. Coastal and made the watch list for the Paul Hornung Award because of his versatility — he had two 1-yard TD catches vs. ULM (giving him four career TD catches) and was the lead blocker on two rushing TDs vs. Marshall (he's provided the lead block as an H-back on seven rushing TDs in his career).
- Strong safety and second-team All-Sun Belt DB **Kaiden Smith** started every game in 2020, returned for a sixth year as a super senior, suffered a torn Achilles tendon during an April 15 spring practice but returned less than six months later as a starter for the league opener — **Caleb Spurlin** gave up his captain's spot for the Georgia State game to let Smith have it while playing close to his hometown. Smith closed the regular season with nine tackles and had 12 more in the Sun Belt title game.
- Three-time, first-team All-Sun Belt pick **Shaun Jolly** received All-America recognition in each of his first two years as a starting cornerback, with PFF College naming him a second-team All-American to end a five-INT campaign in 2019 and Phil Steele naming him an Honorable Mention All-American in 2020.

2021 ALL-SUN BELT AWARDS**Player of the Year**

Grayson McCall, Coastal Carolina

Offensive Player of the Year

Jalen Tolbert, South Alabama

Defensive Player of the Year

D'Marco Jackson, App State

Newcomer of the Year

Chase Brice, App State

Freshman of the Year

Montrell Johnson, Louisiana

Coach of the Year

Billy Napier, Louisiana

All-Sun Belt Selections Include 23 Players From App State

BOONE, N.C. — Highlighted by Sun Belt Defensive Player of the Year recognition for linebacker **D'Marco Jackson** and a Sun Belt Newcomer of the Year award for quarterback **Chase Brice**, East Division champion App State led the league with nine first-team selections and 23 honored players as the All-Sun Belt teams were announced Dec. 2.

The first-team picks included four App State defenders (Jackson, DL **Demetrius Taylor**, CB **Steven Jones Jr.**, CB **Shaun Jolly**), four App State offensive players (OL **Baer Hunter**, WR **Corey Sutton**, OL **Cooper Hodges**, RB **Nate Noel**) and one specialist (K **Chandler Staton**).

Jackson joins **Akeem Davis-Gaither** (2019) and **Ronald Blair** (2015) as Sun Belt Defensive Players of the Year from App State.

Jackson is one of only two FBS players this year with at least 100 tackles, 15.0 tackles for loss, 5.0 sacks, five passes defended and

one interception. He's one of only five players nationally to have more than 100 tackles on a team receiving AP Top 25 votes.

Taylor and Jolly were first-team picks for the third straight year, while Hunter repeated as a first-team pick to go with second-team honors in 2019. Hodges and Sutton have added first-team honors to a pair of second-team honors.

App State's second-team All-Sun Belt selections were WR **Thomas Hennigan**, WR **Malik Williams**, RB **Camerun Peoples**, DB **Kaiden Smith**, LB **Trey Cobb** and **Jalen Virgil** (return specialist). Hennigan received All-Sun Belt recognition for the fourth time in his career.

Brice (QB), OL **Anderson Hardy**, LB **Nick Hampton** and **Caleb Spurlin** (all-purpose selection) made the All-Sun Belt third team.

LB **T.D. Roof**, DL **Jordon Earle**, DB **Ryan Huff** and TE **Henry Pearson** received honorable mention.

2021 ALL-SUN BELT TEAMS**First-Team Offense**

QB – Grayson McCall, Coastal Carolina

RB – Nate Noel, App State

RB – Shermari Jones, Coastal Carolina

OL – Max Mitchell, Louisiana

OL – Cooper Hodges, App State

OL – O'Cyrus Torrence, Louisiana

OL – Shamarious Gilmore, Georgia State

OL – Baer Hunter, App State

TE – Isaiah Likely, Coastal Carolina

WR – Jalen Tolbert, South Alabama

WR – Jaivon Heiligh, Coastal Carolina

WR – Corey Sutton, App State**Second-Team Offense**

QB – Levi Lewis, Louisiana

RB – Camerun Peoples, App State

RB – Montrell Johnson, Louisiana

OL – Malik Sumter, Georgia State

OL – Shane Vallot, Louisiana

OL – Austin Stidham, Troy

OL – Willie Lampkin, Coastal Carolina

OL – Dylan Bradshaw, Troy

TE – Roger Carter, Georgia State

WR – Malik Williams, App State**WR – Thomas Hennigan, App State**

WR – Corey Rucker, Arkansas State

Third-Team Offense**QB – Chase Brice, App State**

RB – Chris Smith, Louisiana

RB – Tucker Gregg, Georgia State

OL – Anderson Hardy, App State

OL – Trey Carter, Coastal Carolina

OL – Dalton Cooper, Texas State

OL – Pat Bartlett, Georgia State

OL – Khalil Crowder, Georgia Southern

TE – Lincoln Sefcik, South Alabama

WR – Tez Johnson, Troy

WR – TeVailance Hunt, Arkansas State

WR – Boogie Knight, ULM

First-Team Defense

DL – Josaiah Stewart, Coastal Carolina

DL – Demetrius Taylor, App State

DL – Javon Solomon, Troy

DL – CJ Brewer, Coastal Carolina

LB – D'Marco Jackson, App State

LB – Carlton Martial, Troy

LB – Silas Kelly, Coastal Carolina

DB – Steven Jones Jr., App State

DB – Darrell Luter Jr., South Alabama

DB – Shaun Jolly, App State

DB – Antavious Lane, Georgia State

DB – D'Jordan Strong, Coastal Carolina

Second-Team Defense

DL – Jeffrey Gunter, Coastal Carolina

DL – Kivon Bennett, Arkansas State

DL – Zi'Yon Hill, Louisiana

DL – CJ Wright, Georgia Southern

DL – Will Cholah, Troy

LB – Chauncey Manac, Louisiana

LB – Trey Cobb, App State

LB – Lorenzo McCaskill, Louisiana

DB – Keith Gallmon Jr., South Alabama

DB – Percy Butler, Louisiana

DB – Kaiden Smith, App State

DB – Eric Garror, Louisiana

Third-Team Defense

DL – Richard Jibunor, Troy

DL – Tayland Humphrey, Louisiana

DL – Dontae Wilson, Georgia State

DL – Andre Jones, Louisiana

LB – Nick Hampton, App State

LB – Eldrick Robinson II, Georgia Southern

LB – Blake Carroll, Georgia State

DB – Quavian White, Georgia State

DB – Anthony Wilson, Georgia Southern

DB – Alex Spillum, Coastal Carolina

DB – Mekhi Garner, Louisiana

DB – TJ Harris, Troy

**First-Team Special Teams/All-Purpose****K – Chandler Staton, App State**

P – Rhys Burns, Louisiana

RS – Alan Lamar, Arkansas State

AP – Chris Smith, Louisiana

**Second-Team Special Teams/All-Purpose**

K – Blake Grupe, Arkansas State

P – Anthony Beck II, Georgia Southern

RS – Jalen Virgil, App State

AP – Alan Lamar, Arkansas State

**Third-Team Special Teams/All-Purpose**

K – Calum Sutherland, ULM

P – Ryan Hanson, Arkansas State

RS – Jaivon Heiligh, Coastal Carolina

AP – Caleb Spurlin, App State

2021 IN-SEASON AWARDS/HONORS

<p>ALL-AMERICA HONORS CB Steven Jones Jr. 1st (FWAA, Pro FB Network), 2nd (Walter Camp)</p> <p>LB D'Marco Jackson 2nd (PFN), HM (PFF College)</p> <p>K Chandler Staton 1st (PFN)</p> <p>SENIOR BOWL INVITATION LB D'Marco Jackson</p> <p>GROZA AWARD SEMIFINALIST K Chandler Staton</p> <p>JOE MOORE AWARD SEMIFINALIST App State OL</p> <p>BROYLES AWARD NOMINEE RB/SPT coach Brian Haines</p> <p>NATIONAL DEFENSIVE PLAYER OF WEEK 11/6: Steven Jones Jr. (Walter Camp, Nagurski Trophy, Jim Thorpe, College Sports Madness)</p>	<p>PFF NATIONAL TEAM OF THE WEEK 10/2: Shaun Jolly (CB) 11/6: Steven Jones Jr. (CB)</p> <p>FBS SECRET SUPERSTAR OF WEEK (PFF COLLEGE) 9/23: Nate Noel</p> <p>CAPITAL ONE ORANGE BOWL PLAYER OF WEEK 10/20: Malik Williams (WR)</p> <p>CBS INSIDE COLLEGE FOOTBALL GAME BALL 9/23: Nate Noel</p> <p>COSIDA ACADEMIC ALL-DISTRICT DB Kaiden Smith, DE Caleb Spurlin</p> <p>MANNING AWARD QB STARS OF THE WEEK 10/2: Chase Brice</p> <p>SUN BELT PLAYERS OF THE WEEK 9/23: Nate Noel (OFF) 10/2: D'Marco Jackson (DEF) 10/20: Demetrius Taylor (DEF); Chandler Staton (SPT) 10/30: Trey Cobb (DEF) 11/6: Steven Jones Jr. (DEF) 11/27: Jalen Virgil (SPT)</p>	<p>SUN BELT POW (THE DRAFT NETWORK) 9/11: T.D. Roof (DEF) 10/2: D'Marco Jackson (DEF)</p> <p>SUN BELT POW (COLLEGE SPORTS MADNESS) 9/23: Corey Sutton (OFF) 10/2: D'Marco Jackson (DEF) 10/30: Chase Brice (OFF) 11/6: Steven Jones Jr. (DEF) 11/13: Trey Cobb (DEF) 11/27: Nick Hampton (DEF)</p> <p>BILETNIKOFF AWARD WATCH LIST ADDITION WR Corey Sutton</p> <p>BEDNARIK AWARD WATCH LIST ADDITION LB D'Marco Jackson</p> <p>MAYO CLINIC COMEBACK PLAYER NOMINEE Corey Sutton</p> <p>CAMPBELL TROPHY SEMIFINALIST WR Thomas Hennigan</p> <p>SENIOR CLASS AWARD CANDIDATE WR Thomas Hennigan</p>
--	---	---

PRESEASON AWARDS/HONORS

<p>NATIONAL INDIVIDUAL WATCH LISTS Senior Bowl: Chase Brice, D'Marco Jackson, Shaun Jolly, Corey Sutton, Demetrius Taylor, Jalen Virgil NFLPA Collegiate Bowl: D'Marco Jackson, Corey Sutton, Demetrius Taylor, Jalen Virgil Walter Camp: Demetrius Taylor Nagurski: Demetrius Taylor Hendricks: Demetrius Taylor Bednarik: Shaun Jolly, Demetrius Taylor Thorpe: Shaun Jolly Outland: Baer Hunter Rimington: Baer Hunter Maxwell: Camerun Peoples Doak Walker: Camerun Peoples Unitas Golden Arm: Chase Brice Wuerffel: Thomas Hennigan Campbell: Thomas Hennigan Hornung: Caleb Spurlin Mackey: Henry Pearson Ray Guy: Xavier Subotsch</p> <p>INDIVIDUAL PLAYERS C BAER HUNTER Outland Watch List Rimington Watch List All-Group of Five Starting Lineup SBC 1st team: Sun Belt, PFF, Phil Steele, Lindy's, Athlon</p> <p>OT COOPER HODGES SBC 1st team: Sun Belt, PFF, Phil Steele SBC 2nd team: Lindy's, Athlon</p> <p>QB CHASE BRICE Senior Bowl Watch List Unitas Golden Arm Watch List Sun Belt's Newcomer of the Year (Lindy's)</p> <p>RB CAMERUN PEOPLES Maxwell Watch List Doak Walker Watch List Sun Belt's Offensive Player of the Year (Lindy's) Sun Belt's Toughest Player to Bring Down (Lindy's) SBC 1st team: Sun Belt, PFF, Phil Steele, Lindy's, Athlon</p>	<p>RB DAETRICH HARRINGTON SBC 2nd team: Sun Belt, Lindy's</p> <p>WR COREY SUTTON Senior Bowl Watch List NFLPA Collegiate Bowl Watch List SBC 2nd team: Athlon SBC 3rd team: Phil Steele</p> <p>WR THOMAS HENNIGAN Wuerffel Watch List Campbell Watch List SBC 2nd team: Sun Belt, Phil Steele SBC 3rd team: PFF, Athlon (WR/AP)</p> <p>WR JALEN VIRGIL Senior Bowl Watch List NFLPA Collegiate Bowl Watch List No. 4 on "Freaks List" from The Athletic SBC 2nd team: Phil Steele (KR), Athlon (KR)</p> <p>WR MALIK WILLIAMS SBC 2nd team: Phil Steele, Lindy's (AP) SBC 3rd team: Phil Steele (PR), Athlon (PR) SBC 4th team: Athlon (PR)</p> <p>TE HENRY PEARSON Mackey Watch List SBC 3rd team: PFF, Phil Steele, Athlon</p> <p>DE DEMETRIUS TAYLOR Senior Bowl Watch List NFLPA Collegiate Bowl Watch List Walter Camp Player of the Year Watch List Nagurski Watch List Bednarik Watch List Ted Hendricks Watch List All-American (PFF, Honorable Mention) Sun Belt's Best Pass Rusher (Lindy's) SBC 1st team: Sun Belt, PFF, Phil Steele, Lindy's, Athlon</p> <p>DE CALEB SPURLIN Hornung Watch List SBC 4th team: Athlon</p>	<p>DT JORDON EARLE SBC 4th team: Phil Steele</p> <p>ILB D'MARCO JACKSON Senior Bowl Watch List NFLPA Collegiate Bowl Watch List SBC 1st team: Sun Belt, Phil Steele, Lindy's, Athlon SBC 2nd team: PFF</p> <p>ILB TREY COBB SBC 4th team: Athlon</p> <p>OLB BRENDAN HARRINGTON SBC 1st team: PFF, Phil Steele SBC 2nd team: Sun Belt SBC 3rd team: Athlon</p> <p>OLB NICK HAMPTON SBC 2nd team: PFF SBC 3rd team: Phil Steele</p> <p>CB SHAUN JOLLY Senior Bowl Watch List Bednarik Watch List Thorpe Watch List SBC 1st team: Sun Belt, Lindy's, Athlon SBC 2nd team: PFF, Phil Steele</p> <p>CB STEVEN JONES JR. SBC 2nd team: PFF (KR), SBC 3rd team: PFF (CB) SBC 4th team: Phil Steele</p> <p>S KAIDEN SMITH SBC 1st team: Phil Steele SBC 3rd team: Athlon</p> <p>P XAVIER SUBOTSCH Ray Guy Watch List SBC 1st team: PFF SBC 4th team: Phil Steele</p> <p>LS CHRISTIAN JOHNSTONE SBC 1st team: Phil Steele</p>
---	---	--

SHAWN CLARK

Less than four years after coming back to Boone to coach at his alma mater, Shawn Clark not only became App State's head coach, but he began his tenure with a record-breaking bowl victory and a nine-win debut season.

Clark was hired as the 22nd head football coach in App State history on Dec. 13, 2019 and improved his career record to 10-3 by capping a 9-3 season in 2020 with a Myrtle Beach Bowl championship. He was the only first-year FBS head coach in 2020 to win at least nine games.

His five-year contract runs through the 2024 season, and he made his official head coaching debut while leading the Mountaineers to a 31-17 victory against UAB in the 2019 R+L Carriers New Orleans Bowl eight days after his introductory press conference. Ranked 18th in the final Amway Coaches Poll, App State went 13-1 to become the first Sun Belt team and the first FBS team from North Carolina to win 13 games in a season.

In 2020, while playing in the nation's No. 5-ranked league, App State was one of 13 teams nationally with at least nine victories. It was the outright leader in wins by an FBS program in North Carolina for the third straight year.

Working for title-winning programs at Louisville and Eastern Kentucky before being part of a bowl win for Big Ten member Purdue and coaching at Kent State, Clark has been a vital part of App State's historic success. He played at App State from 1994-98 and had served as an assistant in Boone since 2016.

In each of Clark's four seasons coaching App State's offensive line, with the Mountaineers earning four straight Sun Belt titles, the line ranked in the top 25 nationally in both rushing yards per game and fewest sacks allowed.

Clark graduated from App State with a bachelor's degree in criminal justice in 1998 and earned a master's degree in education from Louisville in 2003.

His wife, Jonelle, was a standout softball student-athlete at Eastern Kentucky and was inducted into ECU's Athletics Hall of Fame in 2008. The Clarks have two children: a daughter, Giana, and a son, Braxton.



COACH CLARK AT A GLANCE

Name	Shawn Clark
Birthdate	Aug. 16, 1975
Hometown	Charleston, W. Va.
High School	George Washington
College	App State, 1998 (B.S., criminal justice)
Wife	Jonelle (Csora)
Children	Giana, Braxton
Twitter	@coach_sclark

YEARS AS A PLAYER (OFFENSIVE GUARD)

Year	Record	Honors
1994:	9-4	True freshman starter
1995:	12-1 (SoCon champs)	All-SoCon
1996:	7-4	All-SoCon, Third-team All-American
1997:	7-4	Redshirted
1998:	10-3	All-SoCon, First-team All-American

YEARS AS A COACH

2001-02:	Louisville (Graduate Assistant)
2003-08:	Eastern Kentucky (Offensive Line)
2009-12:	Purdue (Offensive Line)
2013-15:	Kent State (Offensive Line)
2016-18:	App State (Co-Offensive Coordinator/OL)
2019:	App State (Assistant Head Coach/OL)
2020-present:	App State (Head Coach)

ASSISTANT AT APP STATE

Year	Overall	League (Finish)	Bowl (W/L)
2016	10-3	7-1 (T-1st)	Camellia (W)
2017	9-4	7-1 (T-1st)	Dollar General (W)
2018	11-2	7-1 (1st, SBC title game win)	New Orleans (W)
2019	13-1	7-1 (1st, SBC title game win)	New Orleans (W)

HEAD COACH AT APP STATE

Year	Overall	League (Finish)	Bowl (W/L)
2019	1-0	Took over after regular season	New Orleans (W)
2020	9-3	6-2 (2nd East, 3rd Overall)	Myrtle Beach (W)
2021	10-3	7-1 (East Division champion)	Boca Raton

APP STATE COACHING STAFF TV CHART/GAME DAY LOCATIONS

ON THE SIDELINES



SHAWN CLARK
Head Coach



JUSTIN WATTS
Asst. Head Coach/
TEs/Recruit. Coord.



DALE JONES
Def. Coordinator/
Inside LBs



NIC CARDWELL
Offensive
Line



BRIAN HAINES
Special Teams/
Running Backs



ROBERT NUNN
Defensive
Line



PAT WASHINGTON
Wide Receivers



ROD WEST
Cornerbacks

IN THE BOOTH



FRANK PONCE
Off. Coordinator/
Quarterbacks



MARK DEBASTIANI
Outside
Linebackers



DAVID LOCKWOOD
Safeties

FOOTBALL STAFF

Head Coach (Alma Mater)	Shawn Clark (App State, 1998)
Asst. HC/Tight Ends/Recruiting Coordinator	Justin Watts (Clemson, 2000)
Defensive Coordinator/Inside LBs	Dale Jones (Tennessee, 1988)
Offensive Coordinator/QBs	Frank Ponce (Fla. International, 1997)
Offensive Line	Nic Cardwell (App State, 2008)
Outside Linebackers	Mark DeBastiani (Shepherd, 1993)
Special Teams Coordinator/RBs	Brian Haines (Marietta, 2004)
Safeties	David Lockwood (West Virginia, 1989)
Defensive Line	Robert Nunn (Oklahoma State, 1988)
Wide Receivers	Pat Washington (Auburn, 1987)
Cornerbacks	Rod West (Alabama State, 2009)
Director of Athletic Performance	Brad Bielaniec
Associate A.D./Football Operations	Nolan Jones
Assistant Director of Football & Recruiting Operations	Kacey Caudill
Senior Assistant to the Head Coach	Lance Ware
Director of Player Personnel	Andrew Blaylock
Football Athletic Trainer	Scott Crothers
Senior Analyst	Mark Speir
Quality Control (Defense)	Trey Money
Quality Control (Defense)	Devin Santana
Quality Control (Offense)	Timothy Sanders
Quality Control (Offense)	Louis Swaba
Graduate Assistant (Defense)	Devin Merritt
Graduate Assistant (Defense)	Tyler Rountree
Graduate Assistant (Offense)	Henry Stone
Graduate Assistant (Offense/Special Teams)	Al DeGraffenreid
Director of Video Operations	Jacob Berry
Student-Athlete Leadership	Reggie Hunt
Student Life Coordinator	J.R. Reese

GENERAL INFORMATION

Name	Appalachian State University (App State)
Location	Boone, N.C.
Founded	1899
Enrollment	20,641
Conference	Sun Belt
Affiliation	NCAA Division I Football Bowl Subdivision
Nickname	Mountaineers
Colors	Black and Gold
Mascot	Yosef
Marching Band	Marching Mountaineers
Chancellor	Dr. Sheri N. Everts (Nebraska, 1980)
Athletics Director	Doug Gillin (SUNY Cortland, 1991)
Faculty Athletics Representative	Rene Salinas
Game Operations Director	John Welch
Stadium	Kidd Brewer
Capacity	30,000
Surface	FieldTurf
Ticket Office Phone	828-262-2079
Athletics Website	appstatesports.com
Athletics Twitter	@appstatesports
Football Twitter	@AppState_FB
Athletics Instagram	@appstatesports
Football Instagram	@appstate_fb
Athletics Facebook	facebook.com/appstatesports
Football Facebook	facebook.com/AppStateFootball

FOOTBALL HISTORY

First Year	1928
All-Time Record	648-344-28 (92nd season)
Conference Championships	22
North State Conference (6)	1931, '37, '39, '48, '50, '54
Southern Conference (12)	1986, '87, '91, '95, '99, '05, '06, '07, '08, '09, '10, '12
Sun Belt Conference (4)	2016, '17, '18, '19
Sun Belt East Division (3)	2018, 2019, 2021
NCAA Bowl Games	6
Years	2015, '16, '17, '18, '19, '20
Record	6-0
Most Recent	2020 Myrtle Beach Bowl (App State 56, North Texas 28)
NCAA Division I FCS Playoff Appearances	20
Years	1986, '87, '89, '91, '92, '94, '95, '98, '99, '00, '01, '02, '05, '06, '07, '08, '09, '10, '11, '12
NCAA Division I FCS National Championships	3
Years	2005, '06, '07
NAIA Bowl Games	9
Record	3-6
Years	1937, '38, '48, '49, '50 (2), '54 (2), '55
All-Americans	90
Academic All-Americans	7

TEAM INFORMATION

2021 Record	10-3
2021 Sun Belt Conference Record/Finish	7-1/1st East/Overall Runner-Up
Basic Offense	Pro Tempo
Basic Defense	3-4
Lettermen Returning/Lost	64/16
Offense	30/9
Defense	30/6
Specialists	4/1
Starters Returning/Lost	21/5
Offense	7/4
Defense	10/1
Specialists	4/0



D'MARCO JACKSON

#52 | SENIOR | ILB | 6-1 | 230 | SPARTANBURG, S.C.

- Reese's Senior Bowl selection and Sun Belt Defensive Player of the Year has 114 tackles, 18.5 tackles for loss, 6.0 sacks, 12 QB hurries, one interception and six passes defended this year
- Pro Football Network second-team All-American and All-America honorable mention from PFF College
- App State graduate is pursuing a master's degree in business administration while enrolled in the Walker College of Business
- One of only two FBS players since 2000 (along with Tulsa's Alain Karatepeyan in 2007) with at least 110 tackles, 18.0 TFLs, 6.0 sacks and six passes defended in a single season and the only FBS player with at least 200 tackles and 25 TFLs in the last two years
- Third-most tackles from teams with at least 10 wins this season
- 11 stops, 3.5 TFLs, one sack and four hurries in Sun Belt title game
- In Sun Belt opener, named Defensive Player of the Week thanks to nine tackles, one sack, one INT, one PBU and one QB hurry
- First FBS player since 2014 and first-ever Sun Belt player with at least 13 tackles, 4.5 TFLs and 3.0 sacks in same game (Elon)
- In 2020, only FBS player with at least 90 tackles, 6.5 TFLs, 2.5 sacks, two INTs and eight passes defended (he had six PBUs), leading ESPN to call him one of the nation's most versatile players

DEMETRIUS TAYLOR

#9 | SUPER SENIOR | DE | 6-1 | 290 | MIAMI, FLA.

- Sun Belt Defensive Player of the Week from the Coastal Carolina win made watch lists for Walter Camp Player of the Year, Nagurski Trophy and Bednarik Award, plus was a PFF College Preseason All-American (honorable mention)
- With 7.0 sacks and 10.5 TFLs, a pass-rushing force credited with 38 quarterback pressures this season
- Had one sack vs. South Alabama, 1.5 vs. Coastal Carolina, 2.0 at Georgia State, 1.0 against Georgia Southern and 1.0 in the Sun Belt title game to increase career total to 26.5 sacks (No. 6 among active FBS players, No. 4 in school history)
- National defensive player of the week after the win at North Carolina in 2019, when he scored on a 20-yard fumble return created by his sack, returned an INT 19 yards, forced a second fumble and finished with 2.5 sacks
- First FBS player this millennium with 2.5 sacks, two forced fumbles, a fumble return for a TD and an INT in same game



STEVEN JONES JR.

#6 | SENIOR | CB | 5-10 | 180 | ROCKINGHAM, N.C.

- First-team FWAA and second-team Walter Camp All-American
- Walter Camp Football Foundation and Bronko Nagurski National Defensive Player of the Week after intercepting three passes and scoring touchdowns on two interception returns at Arkansas State (TDs covered 47 and 34 yards)
- Four INTs and three pick-six TDs over two-game span thanks to a 14-yard return vs. ULM — no FBS player has had three pick-six TDs in a shorter span since Houston's Johnny Jackson set NCAA record by scoring three times on INT returns in 1987 vs. Texas
- Five INTs this year (also had one at Louisiana) are second place nationally (Oregon's Verone McKinley III has six INTs)
- Career totals include seven INTs (all in last 17 games), four INT returns for TDs (also one vs. Troy in 2020) and five total TDs (recovery of punt he blocked vs. Gardner-Webb in 2018)
- Broke or tied school records for single-season INT return TDs, career INT return TDs, single-game INTs (five-way tie for first) and single-game INT return TDs (four-way tie for first)



NICK HAMPTON

#31 | JUNIOR | OLB | 6-3 | 225 | ANDERSON, S.C.

- One of five FBS players (only one in Sun Belt) with at least 65 tackles (66), 10.0 sacks and 15.0 TFLs (16.5)
- Among league leaders in sacks (No. 4 at 10.0) and TFLs (No. 3 at 16.5)
- According to PFF, has a Sun Belt-leading 49 QB pressures this season
- Had 2.0 sacks in the regular-season finale and 2.0 more in the Sun Belt title game
- Posted 2.0 sacks and tied career high with 3.0 TFLs in the win at Arkansas State, then tied career high with eight tackles against South Alabama
- In 37 games since the start of the 2019 season, has totaled 18.5 sacks and 29.5 tackles for loss — the sack number in that span is tied for No. 2 among active Sun Belt players, behind just Demetrius Taylor's 20.0, and the TFL number is fourth among active Sun Belt players in that span (Taylor is No. 2 with 37.0, and D'Marco Jackson is No. 3 with 32.5)

THOMAS HENNIGAN

#5 | SUPER SENIOR | WR | 6-1 | 210 | GREENSBORO, N.C.

- Academic All-American (second team) in 2020
- No. 1 in school history with 237 catches (passed Andrew Peacock, who had 208 from 2010-13) while also being No. 3 with 3,077 receiving yards (No. 2 is 3,124) and tied for No. 4 with 23 TD catches
- True freshman starter in 2017 has helped App State go 52-13 in 65 career games (tied for school record) with an FBS-record 64 starts
- Scored a receiving touchdown in five straight games
- No. 3 among active full-time FBS players in catches (behind only Ball State's Justin Hall with 318 and Purdue's David Bell with 232)
- Sun Belt's "Best Hands" from Street and Smith — 13 contested catches in 2019 and "You Got Mossed" recognition in 2020
- Had four catches for 114 yards in Week 1 vs. ECU, nine catches for 123 yards against Marshall and 111 yards (68-yard TD) on Senior Day



BY THE NUMBERS

2017	Rec	Yds	Long	TD
at Georgia	4	28	9	0
Savannah State	2	17	9	0
at Texas State	6	57	11	1
Wake Forest	5	74	35	0
New Mex. St.	6	66	27	1
at Idaho	5	26	8	0
Coastal	4	61	24	0
at UMass	2	10	9	1
at ULM	4	67	31	0
Ga. Southern	1	51	51	0
Georgia State	0	0	0	0
Louisiana	5	99	42	4
vs. Toledo	1	29	29	0
TOTALS	45	585	51	7

2018	Rec	Yds	Long	TD
at Penn State	4	28	14	0
at Charlotte	2	18	13	0
Gardner-Webb	2	39	31	0
South Alabama	4	65	31	0
at Ark. State	1	7	7	0
Louisiana	2	8	6	0
at Ga. Southern	3	28	18	0
at Coastal	0	0	0	0
at Texas State	2	13	8	0
Georgia State	4	60	33	0
Troy	2	16	9	0
Louisiana (SBC)	0	0	0	0
vs. MTSU	3	45	30	1
TOTALS	29	327	33	1

2019	Rec	Yds	Long	TD
ETSU	7	79	31	1
Charlotte	3	17	7	1
at UNC	6	90	35	0
Coastal	5	89	55	0
at Louisiana	4	30	12	0
ULM	2	11	6	1
at So. Alabama	6	58	19	1
Ga. Southern	6	75	29	0
at So. Carolina	0	0	0	0
at Ga. State	2	14	10	0
Texas State	2	70	60	0
at Troy	11	140	43	0
Louisiana (SBC)	4	50	15	0
vs. UAB	3	50	27	2
TOTALS	61	773	60	6

2020	Rec	Yds	Long	TD
Charlotte	5	120	51	1
at Marshall	5	88	36	0
Campbell	3	67	39	0
Arkansas State	1	12	12	0
at ULM	2	26	20	0
at Texas State	4	32	17	0
Georgia State	2	22	14	0
at Coastal	5	40	13	0
Troy	6	56	22	1
Louisiana	4	44	16	0
at Ga. Southern	8	64	11	1
vs. North Texas	2	45	39	0
TOTALS	47	616	51	3

2021	Rec	Yds	Long	TD
ECU	4	114	68	1
at Miami	3	28	11	0
Elon	3	18	7	0
Marshall	9	123	32	0
at Ga. State	4	43	14	0
at Louisiana	2	25	18	0
Coastal	1	23	23	0
ULM	4	29	11	0
at Ark State	4	69	19	1
So. Alabama	5	37	14	1
at Troy	7	85	42	1
Ga. Southern	3	111	68	1
UL (SBC)	6	71	24	1
TOTALS	55	776	68	5

MALIK WILLIAMS

#14 | SUPER SENIOR | WR | 5-10 | 185 | CHESTER, S.C.

- Played in 64 of a possible 65 games since enrolled as a true freshman before the 2017 season and has made 30 career starts (as a slot receiver, with App State often instead starting two TEs)
- Ranks among App State career leaders in catches (fifth, 189), receiving yards (fifth, 2,346) and TD catches (eighth, 16)
- Seven receptions gaining at least 40 yards this season (No. 2 in the Sun Belt) after totaling three in his first four seasons
- Former HS quarterback has three career TD passes in bowl games (two in 2018 New Orleans, and one in 2020 Myrtle Beach)
- Capital One Orange Bowl National Player of the Week after making 10 catches for 206 yards and one TD vs. Coastal Carolina
- Scored TD in six games this year and has set single-season career high with 783 yards (after posting 598 in 2019 and 536 in 2020)



CHASE BRICE

#7 | GRADUATE STUDENT | QB | 6-3 | 235 | GRAYSON, GA.

- Sun Belt Newcomer of the Year (played at Duke in 2020 after starting his career at Clemson)
- At 3,020 passing yards, just the fourth App State QB to eclipse 3,000 in a season and is 271 yards behind App State's single-season passing record of 3,291 from Armanti Edwards in 2009
- In 10 wins, has thrown for 21 TDs and 256.9 yards a game
- Tied for No. 1 in the Sun Belt in TD passes (23), No. 1 in passing yards (3,020), No. 2 in yards per attempt (8.2), No. 3 in passing yards per game (232.3), No. 3 in completion percentage (61.9) and No. 3 in passing efficiency (146.2)
- Threw for a career-high 347 yards and two TDs in win against Coastal Carolina and four first-half TDs as App State built a 49-7 halftime lead against ULM
- With a single-game high of 279 passing yards in his first three FBS seasons, also threw for 293 yards (Elon), 283 yards (Marshall) and 326 yards (Georgia State) to go along with 259 yards in the victory against ECU



NATE NOEL

#20 | SOPHOMORE | RB | 5-10 | 190 | MIAMI, FLA.



- No. 1 in the Sun Belt in rushing with 1,076 yards and No. 2 at 82.8 rushing yards per game
- Leads the Sun Belt in runs of 10+ yards (30)
- Has five 100-yard games this year, with three in last five games (102 at Troy, 122 at Arkansas State and 132 vs. ULM)
- Sun Belt Offensive Player of the Week and PFF College's "Secret Superstar of the Week" based on his outing against Marshall
- Total of 187 rushing yards on 20 carries in a 31-30 home win against Marshall included 104 in the fourth quarter alone and 87 on a game-clinching drive to run out the final 4:04
- Had gains of 11, 14, 41 and 22 yards on the final drive, smartly going down short of the end zone in the final two minutes to stop Marshall from regaining possession with an eight-point deficit
- Opened season with 126 rushing yards on 15 carries vs. ECU
- As a true freshman in 2020, rushed 51 times for 327 yards with two touchdowns over the final five games and finished the year with 510 yards on 82 attempts (6.2 average per carry)
- Rushed for more than 100 yards in wins at Georgia Southern and against Campbell (in his FBS debut)

CAMERUN PEOPLES

#6 | JUNIOR | RB | 6-2 | 220 | LINEVILLE, ALA.

- Maxwell Award and Doak Walker preseason watch list pick has 19 rushing TDs in last 12 games, with 14 rushing TDs this year (No. 1 in the Sun Belt)
- No. 3 in the Sun Belt at 75.0 rushing yards a game (missed two full games)
- Returned to score two TDs against both Coastal Carolina and ULM, then added a 27-yard TD during a 116-yard day vs. Arkansas State
- In 26 career games (nine starts), has 2,136 rushing yards, 28 TDs and 6.3 YPC
- Opened 2021 with 100 yards and two TDs vs. ECU, then 95 yards (with one TD) at Miami, two TDs with 80 yards against Elon and three first-half TDs vs. Marshall
- Capped a 1,124-yard rushing season in 2020 with 317 yards and five TDs in the Myrtle Beach Bowl. Performance set NCAA's single-game bowl record for rushing yards, broke the school record for single-game rushing yards, tied the NCAA bowl record for rushing TDs and tied the school record for rushing TDs
- Needed 193 yards at bowl game to give App State a 1,000-yard rusher for the ninth straight year, now a 10-year streak that's the longest among FBS programs
- Scored a 63-yard TD as a (redshirting) true freshman in 2018 bowl win before suffering a torn ACL in 2019 opener



BY THE NUMBERS

2018	Rush	Yds	TD
Gardner-Webb	9	53	0
at Texas State	5	42	1
Middle Tennessee	3	69	1
2018 TOTAL	17	164	2
2019	Rush	Yds	TD
ETSU	3	23	0

2020	Rush	Yds	TD
Charlotte	13	102	1
at Marshall	12	57	0
Campbell	—	DNP	—
Arkansas State	12	21	1
at ULM	9	52	1
at Texas State	7	67	1
Georgia State	17	67	1

at Co. Carolina	27	178	1
Troy	10	95	1
Louisiana	21	99	1
at Ga. Southern	18	69	0
vs. North Texas	22	317	5
2020 TOTAL	168	1,124	12

2021	Rush	Yds	TD
ECU	14	100	2
at Miami	17	95	1
Elon	11	80	2
Marshall	25	78	3
at Ga. State	—	DNP	—
at Louisiana	—	DNP	—
Coastal	7	58	2

2021	Rush	Yds	TD
ULM	17	82	2
at Ark State	14	116	1
So. Alabama	23	90	0
at Troy	10	40	0
Ga. Southern	7	25	0
UL (SBC)	8	61	1
2021 TOTAL	153	825	14

OFFENSIVE LINE

- A unit nicknamed "The Bulls," App State's offensive line is one of 13 semifinalists for the Joe Moore Award after being a top-15 line in 2018 and 2019
- No. 9 nationally this year with just 13 sacks allowed
- One of three lines nationally with a top-10 ranking in fewest sacks allowed and more than 375 pass attempts
- First-team All-Sun Belt pick Baer Hunter, a preseason Outland Trophy and Rimington Trophy candidate, moved to center in 2021 after starting previous 31 games at RG and now has 51 career starts
- RT Cooper Hodges, a first-team all-league pick, has 38 career starts
- Three of top six linemen began college careers as defensive linemen (Hunter, LG Damion Daley and OG/C Luke Smith)
- One of only two FBS teams with two RBs averaging 75.0 yards per game after replacing 2020 left guard Ryan Neuzil (Atlanta Falcons) and center Noah Hannon (now App State's radio analyst)



CHANDLER STATON

#91 | SUPER SENIOR | PK | 5-11 | 195 | GAINESVILLE, GA.

- Groza Award semifinalist and first-team All-American from Pro Football Network is 19 of 20 on FGs this year (tying school record for single-season makes) and 52 of 52 on PATs for 109 points (No. 1 in Sun Belt)
- No. 1 among active FBS players (No. 6 all-time among FBS kickers), No. 1 in school history and No. 1 in Sun Belt history with 456 career points
- Previous school scoring record was 444 by RB Kevin Richardson (2004-07)
- Extended school-record streak to 18 straight FGs made (including 16-for-16 to start 2021) before streak ended with a 1-for-2 effort at Troy
- Hit 24-yard field goal as time expired in 30-27 win vs. Coastal Carolina
- First in school history and second in Sun Belt history with 62 FGs
- Already clinched App State records in five career categories (points, field goals made, extra points made, consecutive FGs made, consecutive extra points made) and two Sun Belt career records (points, extra points)
- With a 31-yard field goal in the third quarter against ULM, took over sole possession of the school record for career field goals, breaking a tie with Bjorn Nittmo, who made 55 from 1985-88
- Also hit a 45-yard FG to turn a 30-28 deficit into a 31-30 lead with 5:45 left in the Marshall win and added a 48-yard field goal at Georgia State



JALEN VIRGIL

#11 | SUPER SENIOR | WR/KR | 6-1 | 210 | LAWRENCEVILLE, GA.



- Preseason watch lists for Reese's Senior Bowl and NFLPA Collegiate Bowl
- Four-time member of The Athletic's "Freaks List" based on his athleticism — No. 4 overall (No. 1 among offensive skill players) in 2021, No. 3 overall (No. 1 on offense) in 2020, No. 15 in 2019 and No. 11 in 2018
- Has scored 14 career touchdowns (10 receiving, three on kick returns and one rushing) with return TDs in his last 12 games against Georgia Southern (100 yards in 2020), Miami (100 yards earlier this season) and again Georgia Southern (97 yards in the 2021 regular-season finale)
- Ran 100 meters in 10.29 seconds to place second at the 2018 Sun Belt Outdoor Championships as a late addition to the track team
- Measurements of 40.5 inches in the vertical jump and 10-11 in the broad jump to go along with lifts of 405 in the bench press, 345 pounds in a close-grip bench press and 600 pounds in the box squat
- Has produced 14 plays of at least 40 yards in his career, including a 57-yard kickoff return at South Carolina in 2019 and TD catches of 83, 73, 56 (twice), 54 and 53 yards for the Mountaineers
- Through 60 career games (11 starts at receiver), has totaled 95 catches for 1,361 yards and 31 kickoff returns for 996 yards (32.1 average)

NUMERICAL ROSTER

No.	Name	Pos.	Ht.	Wt.	Yr.	Hometown/High School (Previous College)
0	Milan Tucker	ATH	5-11	165	So.	Lehigh Acres, Fla./Fort Myers
2	Kaleb Dawson	DB	5-11	200	Jr.	Moultrie, Ga./Colquitt County
2	Corey Sutton	WR	6-3	205	S-Sr.	Charlotte, N.C./Mallard Creek (Kansas State)
3	Shaun Jolly	DB	5-9	175	Sr.	Stone Mountain, Ga./Stephenson
3	Jacoby Pinckney	WR	6-1	210	So.	Spartanburg, S.C./Dorman (Virginia Tech)
4	Daetrich Harrington	RB	6-0	195	Sr.	Douglasville, Ga./Alexander
4	Nick Ross	DB	5-11	180	Jr.	Kennesaw, Ga./Kell
5	Thomas Hennigan	WR	6-1	210	S-Sr.	Greensboro, N.C./Northwest Guilford
6	Steven Jones Jr.	DB	5-10	180	Sr.	Rockingham, N.C./Richmond Senior
6	Camerun Peoples	RB	6-2	220	Jr.	Lineville, Ala./Clay Central
7	Trey Cobb	ILB	6-2	220	Sr.	Waycross, Ga./Ware County
7	Chase Brice	QB	6-3	235	Gr.	Grayson, Ga./Grayson (Clemson/Duke)
8	Jacob Huesman	QB	6-3	205	S-Sr.	Bradenton, Fla./Braden River
8	Donte Small	DB	6-0	190	Gr.	Union, N.J./Paramus Catholic (Morgan State)
9	Jahmir Smith	RB	5-11	200	Gr.	Sanford, N.C./Lee County (Notre Dame)
9	Demetrius Taylor	DL	6-1	290	S-Sr.	Miami, Fla./Northwestern
10	Tim Frizzell	OLB	6-1	220	S-Sr.	Knoxville, Tenn./Hardin Valley Academy
10	DC Tabscott	QB	6-4	200	Fr.	Franklin, Tenn./Father Ryan
11	Jalen Virgil	WR	6-1	210	S-Sr.	Lawrenceville, Ga./Mountain View
11	Jordan Favors	DB	5-11	190	Fr.	Griffin, Ga./Griffin
12	Madison Cone	DB	5-9	185	Gr.	Kernersville, N.C./East Forsyth (Wisconsin)
13	Christan Horn	WR	6-2	185	So.	Columbia, S.C./Westwood
13	Kaiden Smith	DB	6-1	200	S-Sr.	Lawrenceville, Ga./Mountain View
14	Malik Williams	WR	5-10	185	S-Sr.	Chester, S.C./Chester Senior
15	T.D. Roof	OLB	5-11	215	Sr.	Buford, Ga./Buford (Georgia Tech/Indiana)
15	Andre Goodman	QB	6-1	195	Fr.	Piedmont, S.C./Greenville
16	Christian Wells	WR	5-11	180	So.	Fort Lauderdale, Fla./University School
17	Dashaun Davis	WR	5-9	165	So.	Deerfield Beach, Fla./Deerfield Beach
18	Mike Evans	TE	6-3	245	S-Sr.	Jacksonville, N.C./White Oak (Lenoir-Rhyne)
19	Mike Smith Jr.	DB	6-0	205	So.	Jacksonville, Fla./First Coast
19	Austyn Chestnut	WR	5-8	180	Gr.	Reidsville, N.C./Reidsville (North Carolina)
20	Je'Mari Littlejohn	LB	6-0	210	R-Fr.	Gaffney, S.C./Gaffney
20	Nate Noel	RB	5-10	190	So.	Miami, Fla./Northwestern
21	Ryan Huff	DB	6-1	210	Sr.	Athens, Ga./Cedar Shoals
21	Elijah Johnson	WR	5-11	175	So.	Cornelius, N.C./Hough
22	Dalton Stroman	WR	6-4	200	Fr.	Rockingham, N.C./Richmond Senior
24	Jonathan Streeter	DB	5-11	160	Fr.	Cary, N.C./Panther Creek
25	Jackson Greene	DB	5-11	190	So.	Boone, N.C./Watauga
25	Sean Horton	WR	6-1	195	So.	Holly Springs, N.C./Middle Creek
26	Michael Hetzel	WR	5-11	195	R-Fr.	Charlotte, N.C./Ardrey Kell
26	Caden Sullivan	DB	6-2	205	Fr.	Inman, S.C./Boiling Springs
27	Ronald Clarke	DB	6-0	195	R-Fr.	Buford, Ga./Mill Creek
28	KeSean Brown	OLB	6-2	215	Jr.	Bamberg, S.C./Bamberg-Ehrhardt
29	Brendan Harrington	OLB	6-1	225	Jr.	Pittsboro, N.C./Northwood
30	Clayton Howell	P	6-0	190	Sr.	High Point, N.C./High Point Central
31	Nick Hampton	OLB	6-3	225	Jr.	Anderson, S.C./Westside
33	Logan Cruce	RB	5-10	195	R-Fr.	Charlotte, N.C./Hickory Ridge
34	Jourdan Heilig	ILB	6-2	220	Jr.	Concord, N.C./Concord
35	Jalen McLeod	LB	6-1	225	So.	Washington, D.C./Friendship Collegiate Academy
35	Gerry Snyder	TE	6-0	220	Fr.	Potomac, Md./Bullis School
36	Kevon Haigler	DL	6-1	240	R-Fr.	Hartsville, S.C./Hartsville
37	Michael Hughes	K	6-3	180	Fr.	Charleston, W.Va./George Washington
37	Nathan Kibambe	DB	5-10	190	Jr.	Charlotte, N.C./Providence (Georgia Military)
39	Xavier Subotsch	P	6-1	210	S-Sr.	Melbourne, Australia/Haileyburg

ALPHABETICAL

No.	Name	Pos.	Ht.	Wt.	Cl.
56	Arnholt, Kyle	LB	6-2	210	Fr.
51	Bird, Tyler	ILB	6-2	230	Sr.
65	Blackston, Gage	OL	6-4	285	Sr.
49	Blanton Jr., Nate	LB	6-0	215	R-Fr.
7	Brice, Chase	QB	6-3	235	Gr.
84	Brown, Da'Shawn	WR	6-1	175	Fr.
28	Brown, KeSean	OLB	6-2	215	Jr.
44	Castle, Anderson	RB	6-0	210	So.
19	Chestnut, Austyn	WR	5-8	180	Gr.
27	Clarke, Ronald	DB	6-0	195	R-Fr.
7	Cobb, Trey	ILB	6-2	220	Sr.
12	Cone, Madison	DB	5-9	185	Gr.
33	Cruce, Logan	RB	5-10	195	R-Fr.
75	Daley, Damion	OL	6-4	295	Jr.
58	Daley, Grant	ILB	6-2	220	So.
17	Davis, Dashaun	WR	5-9	165	So.
91	Dawkins Jr., Tommy	DL	6-2	240	S-Sr.
2	Dawson, Kaleb	DB	5-11	200	Jr.
50	Dingle-Prince, DeAndre	DL	6-0	265	So.
40	Doublin, Logan	ILB	6-0	220	Sr.
72	Dowdy, Larry	OL	6-4	285	So.
89	Drews, August	TE	6-4	235	R-Fr.
99	Earle, Jordon	DL	6-2	290	Jr.
67	Essek, Cole	OL	6-6	250	Fr.
18	Evans, Mike	TE	6-3	245	S-Sr.
53	Everett, Troy	OL	6-3	280	Fr.
11	Favors, Jordan	DB	5-11	190	Fr.
10	Frizzell, Tim	OLB	6-1	220	S-Sr.
81	Gibbs, Miller	TE	6-4	235	Jr.
15	Goodman, Andre	QB	6-1	195	Fr.
25	Greene, Jackson	DB	5-11	190	So.
47	Guentensberger, Colin	OLB	6-0	210	So.
36	Haigler, Kevon	DL	6-1	240	R-Fr.
80	Hall, AJ	WR	6-1	210	Jr.
31	Hampton, Nick	OLB	6-3	225	Jr.
74	Hardy, Anderson	OL	6-6	290	Jr.
41	Harper, Reed	LS	5-11	195	So.
29	Harrington, Brendan	OLB	6-1	225	Jr.
4	Harrington, Daetrich	RB	6-0	195	Sr.
34	Heilig, Jourdan	ILB	6-2	220	Jr.
68	Helms, Isaiah	OL	6-3	310	Jr.
79	Henderson, Sammy	OL	6-5	285	So.
46	Hennigan, Peter	TE	6-0	215	R-Fr.
5	Hennigan, Thomas	WR	6-1	210	S-Sr.
26	Hetzel, Michael	WR	5-11	195	R-Fr.
54	Hiers, Lyle	OL	6-5	300	So.
70	Hodges, Cooper	OL	6-4	295	Jr.
13	Horn, Christan	WR	6-2	185	So.
25	Horton, Sean	WR	6-1	195	So.
30	Howell, Clayton	P	6-0	190	Sr.
8	Huesman, Jacob	QB	6-3	205	S-Sr.
21	Huff, Ryan	DB	6-1	210	Sr.
37	Hughes, Michael	K	6-3	180	Fr.
51	Hunter, Baer	OL	6-2	295	S-Sr.
59	Isler, Justin	DL	6-2	225	Fr.
52	Jackson, D'Marco	ILB	6-1	230	Sr.

No.	Name	Pos.	Ht.	Wt.	Yr.	Hometown/High School (Previous College)	No.	Name	Pos.	Ht.	Wt.	Cl.
39	Isaac Johnson	DB	5-8	175	So.	North Augusta, S.C./North Augusta (Presbyterian)	21	Johnson, Elijah	WR	5-11	175	So.
40	Logan Doublin	ILB	6-0	220	Sr.	Clearwater, Fla./Largo	39	Johnson, Isaac	DB	5-8	175	So.
41	Reed Harper	LS	5-11	195	So.	Clemmons, N.C./West Forsyth	42	Johnstone, Christian	LS	6-3	240	Jr.
42	Christian Johnstone	LS	6-3	240	Jr.	Loganville, Ga./Archer	3	Jolly, Shaun	DB	5-9	175	Sr.
43	Hansky Paillant	DL	6-2	240	Jr.	Miami, Fla./McArthur	6	Jones Jr., Steven	DB	5-10	180	Sr.
44	Anderson Castle	RB	6-0	210	So.	Boone, N.C./Watauga	37	Kibambe, Nathan	DB	5-10	190	Jr.
45	Gabe Montgomery	RB	5-8	200	Sr.	Charlotte, N.C./Providence Day (Butler)	85	Larkins, David	TE	6-5	245	Fr.
45	Trevor Moffitt	LB	6-1	205	Fr.	Bushnell, Fla./South Sumter	73	Lindsay, Jaden	OL	6-3	305	Fr.
46	Peter Hennigan	TE	6-0	215	R-Fr.	Greensboro, N.C./Northwest Guilford	20	Littlejohn, Je'Mari	LB	6-0	210	R-Fr.
46	Chris Washington	DL	5-11	275	Jr.	Newberry, Fla./Newberry	82	Lowman, Jaquan	WR	6-1	170	Fr.
47	Colin Guentensberger	OLB	6-0	210	So.	Hillsborough, N.C./Orange	64	Lyle, Chris	OL	6-4	280	R-Fr.
48	Deshawn McKnight	DL	6-3	285	Fr.	Sumter, S.C./Sumter	78	McFarland, Craig	OL	6-6	295	So.
49	Nate Blanton Jr.	LB	6-0	215	R-Fr.	Shelby, N.C./Crest	48	McKnight, Deshawn	DL	6-3	285	Fr.
50	DeAndre Dingle-Prince	DL	6-0	265	So.	Sanford, N.C./Lee County	35	McLeod, Jalen	LB	6-1	225	So.
51	Tyler Bird	ILB	6-2	230	Sr.	Acworth, Ga./North Paulding	45	Moffitt, Trevor	LB	6-1	205	Fr.
51	Baer Hunter	OL	6-2	295	S-Sr.	Clemmons, N.C./West Forsyth	45	Montgomery, Gabe	RB	5-8	200	Sr.
52	D'Marco Jackson	ILB	6-1	230	Sr.	Spartanburg, S.C./Broome	20	Noel, Nate	RB	5-10	190	So.
53	Troy Everett	OL	6-3	280	Fr.	Daleville, Va./Lord Botetourt	43	Paillant, Hansky	DL	6-2	240	Jr.
54	Lyle Hiers	OL	6-5	300	So.	Lake Wales, Fla./Lake Wales	94	Passeggiata, Stephen	DL	6-2	240	R-Fr.
55	Seth Williams	OL	6-4	290	R-Fr.	Statesville, N.C./Statesville	88	Pearson, Henry	TE	6-3	245	Sr.
56	Kyle Arnholt	LB	6-2	210	Fr.	Roanoke, Va./Lord Botetourt	6	Peoples, Camerun	RB	6-2	220	Jr.
57	Trey Schaneville	K	5-10	190	Gr.	Viera, Fla./Viera (Florida Tech)	90	Pickett, Dorian	DL	6-2	260	Jr.
58	Grant Daley	ILB	6-2	220	So.	Wilmington, N.C./New Hanover	3	Pinckney, Jacoby	WR	6-1	210	So.
59	Justin Isler	DL	6-2	225	Fr.	Temple, Ga./Temple	77	Powers, Colston	OL	6-4	295	Fr.
63	Jayden Ramsey	OL	6-6	270	Fr.	Anderson, S.C./Westside	63	Ramsey, Jayden	OL	6-6	270	Fr.
64	Chris Lyle	OL	6-4	280	R-Fr.	Greensboro, N.C./Grimsley	76	Reeves, Austin	OL	6-5	275	R-Fr.
65	Gage Blackston	OL	6-4	285	Sr.	Savannah, Ga./Benedictine Military	15	Roof, T.D.	OLB	5-11	215	Sr.
66	Luke Smith	OL	6-1	290	So.	Lebanon, Tenn./Friendship Christian	4	Ross, Nick	DB	5-11	180	Jr.
67	Cole Essek	OL	6-6	250	Fr.	Tampa, Fla./Tampa Catholic	86	Ross, Trey	TE	6-3	235	Jr.
68	Isaiah Helms	OL	6-3	310	Jr.	Hudson, N.C./West Caldwell (Western Carolina)	95	Rucks, Jamar	DL	6-3	240	R-Fr.
70	Cooper Hodges	OL	6-4	295	Jr.	Glen St. Mary, Fla./Baker County	92	Samuel, Markell	DL	6-4	250	R-Fr.
72	Larry Dowdy	OL	6-4	285	So.	Belmont, N.C./South Point	57	Schaneville, Trey	K	5-10	190	Gr.
73	Jaden Lindsay	OL	6-3	305	Fr.	Winston-Salem, N.C./East Forsyth	8	Small, Donte	DB	6-0	190	Gr.
74	Anderson Hardy	OL	6-6	290	Jr.	Raleigh, N.C./Sanderson	19	Smith Jr., Mike	DB	6-0	205	So.
75	Damion Daley	OL	6-4	295	Jr.	Columbia, S.C./Ridge View (Georgia Military)	9	Smith, Jahmir	RB	5-11	200	Gr.
76	Austin Reeves	OL	6-5	275	R-Fr.	Mooresville, N.C./Lake Norman	13	Smith, Kaiden	DB	6-1	200	S-Sr.
77	Colston Powers	OL	6-4	295	Fr.	Blue Ridge, Va./Lord Botetourt	66	Smith, Luke	OL	6-1	290	So.
78	Craig McFarland	OL	6-6	295	So.	Phoenix, Ariz./Chaparral	35	Snyder, Gerry	TE	6-0	220	Fr.
79	Sammy Henderson	OL	6-5	285	So.	Charlotte, N.C./Charlotte Christian	97	Spurlin, Caleb	DL	5-11	235	S-Sr.
80	AJ Hall	WR	6-1	210	Jr.	Kernersville, N.C./East Forsyth	91	Staton, Chandler	K	5-11	195	S-Sr.
81	Miller Gibbs	TE	6-4	235	Jr.	Davidson, N.C./Hough	24	Streeter, Jonathan	DB	5-11	160	Fr.
82	Jaquan Lowman	WR	6-1	170	Fr.	Zellwood, Fla./Apopka	22	Stroman, Dalton	WR	6-4	200	Fr.
83	Coen Sutton	WR	6-2	200	Fr.	Charlotte, N.C./Hough	39	Subotsch, Xavier	P	6-1	210	S-Sr.
84	Da'Shawn Brown	WR	6-1	175	Fr.	York, S.C./York Comprehensive	26	Sullivan, Caden	DB	6-2	205	Fr.
85	David Larkins	TE	6-5	245	Fr.	Cincinnati, Ohio/Elder	83	Sutton, Coen	WR	6-2	200	Fr.
86	Trey Ross	TE	6-3	235	Jr.	Sophia, N.C./Randleman	2	Sutton, Corey	WR	6-3	205	S-Sr.
87	Eli Wilson	TE	6-3	230	R-Fr.	Piedmont, S.C./Wren	10	Tabscott, DC	QB	6-4	200	Fr.
88	Henry Pearson	TE	6-3	245	Sr.	Ho-Ho-Kus, N.J./Paramus Catholic	9	Taylor, Demetrius	DL	6-1	290	S-Sr.
89	August Drews	TE	6-4	235	R-Fr.	Sarasota, Fla./Sarasota	0	Tucker, Milan	ATH	5-11	165	So.
90	Dorian Pickett	DL	6-2	260	Jr.	Beulaville, N.C./East Duplin	11	Virgil, Jalen	WR	6-1	210	S-Sr.
91	Tommy Dawkins Jr.	DL	6-2	240	S-Sr.	Concord, N.C./Cox Mill	46	Washington, Chris	DL	5-11	275	Jr.
91	Chandler Staton	K	5-11	195	S-Sr.	Gainesville, Ga./Gainesville	16	Wells, Christian	WR	5-11	180	So.
92	Markell Samuel	DL	6-4	250	R-Fr.	Fort Bragg, N.C./E.E. Smith	93	White, KaRon	DL	6-2	275	Fr.
93	KaRon White	DL	6-2	275	Fr.	Harvest, Ala./Sparkman	14	Williams, Malik	WR	5-10	185	S-Sr.
94	Stephen Passeggiata	DL	6-2	240	R-Fr.	Wellington, Fla./Wellington	55	Williams, Seth	OL	6-4	290	R-Fr.
95	Jamar Rucks	DL	6-3	240	R-Fr.	Buford, Ga./Lanier	87	Wilson, Eli	TE	6-3	230	R-Fr.
97	Caleb Spurlin	DL	5-11	235	S-Sr.	Galax, Va./Galax						
99	Jordon Earle	DL	6-2	290	Jr.	West Palm Beach, Fla./Forest Hill						

DEPTH CHART

OFFENSE

Pos.	#	Player	Height	Weight	Class
LT	74	ANDERSON HARDY	6-6	290	Jr.
	63	Jayden Ramsey	6-6	270	Fr.
LG	75	DAMION DALEY	6-4	295	Jr.
	66	Luke Smith	6-1	290	So.
C	51	BAER HUNTER	6-2	295	S-Sr.
	53	Troy Everett	6-3	280	Fr.
RG	68	ISAIAH HELMS	6-3	310	Jr.
	55	Seth Williams	6-4	290	R-Fr.
RT	70	COOPER HODGES	6-4	295	Jr.
	78	Craig McFarland	6-6	295	So.
TE	88	HENRY PEARSON	6-3	245	Sr.
	18	Mike Evans	6-3	245	S-Sr.
	81	Miller Gibbs	6-4	235	Jr.
QB	7	CHASE BRICE	6-3	235	Gr.
	8	Jacob Huesman	6-3	205	S-Sr.
RB or or or	20	NATE NOEL	5-10	190	So.
	6	CAMERUN PEOPLES	6-2	220	Jr.
	4	Daetrich Harrington	6-0	195	Sr.
	9	Jahmir Smith	5-11	200	Gr.
WR	44	Anderson Castle	6-0	210	So.
	5	THOMAS HENNIGAN	6-1	210	S-Sr.
WR	13	Christan Horn	6-2	185	So.
	14	MALIK WILLIAMS	5-10	185	S-Sr.
WR	17	Dashaun Davis	5-9	165	So.
	11	JALEN VIRGIL	6-1	210	S-Sr.
WR	16	Christian Wells	5-11	180	So.

SPECIALISTS

Pos.	#	Player	Height	Weight	Class
PK	91	CHANDLER STATON	5-11	195	S-Sr.
	37	Michael Hughes	6-3	180	Fr.
KO	37	MICHAEL HUGHES	6-3	180	Fr.
	91	Chandler Staton	5-11	195	S-Sr.
P	39	XAVIER SUBOTSCH	6-1	210	S-Sr.
	30	Clayton Howell	6-0	190	Sr.
LS	42	CHRISTIAN JOHNSTONE	6-3	240	Jr.
	41	Reed Harper	5-11	195	So.
H	30	CLAYTON HOWELL	6-0	190	Sr.
	39	Xavier Subotsch	6-1	210	S-Sr.
KR	11	JALEN VIRGIL	6-1	210	S-Sr.
	5	THOMAS HENNIGAN	6-1	210	S-Sr.
PR	5	THOMAS HENNIGAN	6-1	210	S-Sr.
	14	Malik Williams	5-10	185	S-Sr.

DEFENSE

Pos.	#	Player	Height	Weight	Class
DE	9	DEMETRIUS TAYLOR	6-1	290	S-Sr.
	91	Tommy Dawkins Jr.	6-2	240	S-Sr.
	48	Deshawn McKnight	6-3	285	Fr.
NT	99	JORDON EARLE	6-2	290	Jr.
	50	DeAndre Dingle-Prince	6-0	265	So.
DE	97	CALEB SPURLIN	5-11	235	S-Sr.
	43	Hansky Paillant	6-2	240	Jr.
	36	Kevon Haigler	6-1	240	R-Fr.
OLB	31	NICK HAMPTON	6-3	225	Jr.
	35	Jalen McLeod	6-1	225	So.
ILB	52	D'MARCO JACKSON	6-1	230	Sr.
	51	Tyler Bird	6-2	230	Sr.
ILB	7	TREY COBB	6-2	220	Sr.
	40	Logan Dublin	6-0	220	Sr.
OLB	15	T.D. ROOF	5-11	215	Sr.
	29	Brendan Harrington	6-1	225	Jr.
	28	KeSean Brown	6-2	215	Jr.
CB	6	STEVEN JONES JR.	5-10	180	Sr.
	8	Donte Small	6-0	190	Gr.
FS	21	RYAN HUFF	6-1	210	Sr.
	27	Ronald Clarke	6-0	195	R-Fr.
SS	13	KAIDEN SMITH	6-1	200	S-Sr.
	4	Nick Ross	5-11	180	Jr.
CB	3	SHAUN JOLLY	5-9	175	Sr.
	12	Madison Cone	5-9	185	Gr.
	0	Milan Tucker	5-11	165	So.

PRONUNCIATION GUIDE

Appalachian	app-uh-LATCH-in
KeSean (Brown)	KEE-shawn
Dashaun (Davis)	duh-SHAWN
(Logan) Dublin	DUB-lin
Jordon (Earle)	like Jordan
(Tim) Frizzell	frih-ZELL
Kevon Haigler	KEV-AHN HAY-gler
Daetrich (Harrington)	DAY-trick
Zareon (Hayes)	ZARE-ee-ahn
(Jourdan) Heilig	HIGH-ligg
(Lyle) Hiers	HIRES
Christan Horn	like Christian
(Jacob) Huesman	HUGHES-mun
Deshawn (McKnight)	DAY-shawn
(Nate) Noel	no-ELL
(Hansky) Paillant	HANN-ski PAY-lant
(Stephen) Passeggiata	Pass-uh-gee-AH-tuh
Jahmir (Smith)	juh-MEER
(Chandler) Staton	STAY-ton
(Xavier) Subotsch	suh-BOTCH
Milan (Tucker)	Muh-LAHN
KaRon (White)	kuh-RON

WELCOME TO THE ROCK

ELEVATION 3,333 FT.



APP STATE RECORD AT KIDD BREWER STADIUM SINCE 2003: 109-19

In addition to boasting one of the most picturesque settings for college football, Kidd Brewer Stadium also stakes claim to being one of the toughest venues in the nation.

Through 60 seasons in the venerable venue, which opened as Conrad Stadium on Sept. 15, 1962, App State boasts a 263-77-5 record.

With a 7-0 record that included three midweek games in 2021, plus an official home game in Charlotte vs. ECU, App State's average home attendance of 30,441 in 2021 gave the Mountaineers both a school and Sun Belt record.

The construction of the \$50 million north end zone facility and installation of new turf has given The Rock a new look, as the end zone facility opened for fans before the Nov. 14, 2020 game vs. Georgia State. On Sept. 18 of this year, Hall of Fame coach Jerry Moore was honored with a plaza and statue in his name before a Boone opener that drew an above-capacity crowd of 30,224 fans.

The facility houses a new football locker room, weight room, offices and team areas, as well as 1,000 club level seats, athletic training spaces, retail and dining service facilities.

App State led the Sun Belt in home attendance in 2016, 2017 and 2019, averaging 25,787 fans in Boone during the 2017 season and 23,806 during a 13-1 season in 2019.

Kidd Brewer Stadium's seating capacity is 30,000, and Wake Forest's visit to Boone in 2017 attracted a record crowd of 35,126. The record was broken just one year after Miami's visit to The Rock drew a crowd of 34,658.

Kidd Brewer Stadium is part of the of the Mark E. Ricks Athletics Complex. Thanks to philanthropic funding through A Mountaineer Impact, the video board display in 2017 increased to three times the size of the previous board.



KIDD BREWER STADIUM QUICK FACTS

First Game:Sept. 15, 1962 vs. Emory and Henry

First Win:..... Applachian 27, Elon 12 (9/29/62)

Games Played:..... 345

App State's Overall Record:..... 263-77-5 (.769)

App State's Record in November:..... 77-16

Most Wins in a Season:..... 9 (2006)

Most Consecutive Wins: 30 (2003-07)

Last Unbeaten Home Season:..... 2021 (7-0)*

* 6-0 in Boone, plus home game in Charlotte vs. ECU

KBS RECORDS SINCE 2003

FBS SEASONS				
Year	Won	Lost	Tied	Pct.
2003	5	0	0	1.000
2004	6	0	0	1.000
2005	7	0	0	1.000
2006	9	0	0	1.000
2007	8	1	0	.889
2008	7	1	0	.875
2009	6	1	0	.857
2010	7	1	0	.875
2011	6	1	0	.857
2012	4	3	0	.571
2013	2	4	0	.333
FBS SEASONS				
Year	Won	Lost	Tied	Pct.
2014	4	2	0	.667
2015	5	1	0	.833
2016	5	1	0	.833
2017	5	1	0	.833
2018	6	0	0	1.000
2019	6	1	0	.857
2020	5	1	0	.833
2021	6	0	0	1.000
FBS	42	7	0	.857
All-Time	263	77	5	.770



**2021-22 App State Football
Game Results
All games**

Page 1/1
as of Dec 07, 2021

Team Results

	Date	Opponent		Score	Overall	Conf	Time	Attend
	09/02/2021	East Carolina	W	33-19	1-0	0-0	3:23	36752
	09/11/2021	at Miami (FL)	L	23-25	1-1	0-0	3:33	45877
	09/18/2021	Elon	W	44-10	2-1	0-0	3:12	30224
	09/23/2021	Marshall	W	31-30	3-1	0-0	3:41	28377
*	10/02/2021	at Georgia St.	W	45-16	4-1	1-0	3:13	14258
*	10/12/2021	at Louisiana	L	13-41	4-2	1-1	3:19	20066
*	10/20/2021	Coastal Carolina	W	30-27	5-2	2-1	3:25	31061
*	10/30/2021	ULM	W	59-28	6-2	3-1	3:05	29321
*	11/06/2021	at Arkansas St.	W	48-14	7-2	4-1	3:04	9762
*	11/13/2021	South Alabama	W	31-7	8-2	5-1	3:06	29348
*	11/20/2021	at Troy	W	45-7	9-2	6-1	3:00	18523
*	11/27/2021	Ga. Southern	W	27-3	10-2	7-1	2:56	28005
	12/04/2021	at Louisiana	L	16-24	10-3	7-1	3:45	31014



2021-22 App State Football
Overall Team Statistics
All games

Page 1/2
as of Dec 07, 2021

Team Statistics

	APP	OPP
Scoring	445	251
Points per game	34.2	19.3
Points Off Turnovers	96	57
First Downs	292	230
Rushing	131	89
Passing	140	118
Penalty	21	23
Rushing Yardage	2440	1545
Yards gained rushing	2624	1923
Yards lost rushing	184	378
Rushing attempts	524	453
Average per rush	4.7	3.4
Average per game	187.7	118.8
TDs Rushing	25	16
Passing Yardage	3129	2686
Comp-Att-Int	235-378-10	218-395-15
Average per pass	8.3	6.8
Average per catch	13.3	12.3
Average per game	240.7	206.6
TDs Passing	25	12
Total offense	5569	4231
Total plays	902	848
Average per play	6.2	5.0
Average per game	428.4	325.5
Kick returns: #-Yards	36-978	41-783
Punt returns: #-Yards	21-140	12-54
Int returns: #-Yards	15-347	10-100
Kick return average	27.2	19.1
Punt return average	6.7	4.5
Int return average	23.1	10.0
Fumbles-Lost	20-12	12-6
Penalties-Yards	79-709	71-672
Average per game	54.5	51.7
Punts-Yards	48-1957	72-3087
Average per punt	40.8	42.9
Net punt average	39.2	41.0
Kickoffs-Yards	90-5309	59-3421
Average per kick	59.0	58.0
Net kick average	38.1	33.4
Time of possession / game	31:10	28:44
3rd-down conversion	63/174	60/186
3rd-down pct	36%	32%
4rd-down conversion	22/32	9/24



2021-22 App State Football
Overall Team Statistics
All games

Page 2/2
as of Dec 07, 2021

	APP	OPP
4rd-down pct	69%	38%
Sacks by-Yards	36-204	13-77
Misc Yards	0	0
Touchdowns scored	56	29
Field goals - attempts	19-20	16-20
On-Side kicks	1-1	0-0
Red-zone scores	(43-47) 91%	(28-38) 74%
Red-zone touchdowns	(29-47) 62%	(17-38) 45%
PAT-attempts	(52-57) 91%	(27-29) 93%
Attendance	213088	139500
Games / Avg per game	7/30441	6/23250
Neutral site games	-	0/0

Score by Periods

Team	1st	2nd	3rd	4th	OT	TOT
App State	104	109	115	117	0	445
Opponents	72	67	61	51	0	251



2021-22 App State Football Individual Statistics All games

Page 1/3
as of Dec 07, 2021

Rushing

Player	gp	att	gain	loss	net	avg	td	lg	avg/g
Nate Noel	13	196	1103	27	1076	5.5	4	46	82.8
Cameron Peoples	11	153	841	16	825	5.4	14	43	75.0
Chase Brice	13	65	269	93	176	2.7	3	18	13.5
Anderson Castle	13	41	184	2	182	4.4	2	22	14.0
Daetrich Harrington	5	34	129	4	125	3.7	1	15	25.0
Jahmir Smith	5	19	71	2	69	3.6	1	13	13.8
Gabe Montgomery	8	5	14	1	13	2.6	0	8	1.6
Jacob Huesman	5	2	2	6	-4	-2.0	0	2	-0.8
Jalen Virgil	11	1	0	0	0	0.0	0	0	0.0
Malik Williams	13	1	8	0	8	8.0	0	8	0.6
Milan Tucker	12	1	3	0	3	3.0	0	3	0.3
Team	13	6	0	33	-33	-5.5	0	0	-2.5
Total	13	524	2624	184	2440	4.7	25	46	187.7
Opponents	13	453	1923	378	1545	3.4	16	68	118.8

Passing

Player	gp	effic	comp-att-int	pct	yds	td	lg	avg/g
Chase Brice	13	146.2	227-367-10	61.9	3020	23	80	232.3
Jacob Huesman	5	184.4	7-9-0	77.8	75	1	37	15.0
Malik Williams	13	357.8	1-2-0	50.0	34	1	34	2.6
Total	13	148.2	235-378-10	62.2	3129	25	80	240.7
Opponents	13	114.7	218-395-15	55.2	2686	12	74	206.6

Receiving

Player	gp	no.	yds	avg	td	lg	avg/g
Corey Sutton	13	61	904	14.8	7	79	69.5
Thomas Hennigan	13	55	776	14.1	6	68	59.7
Malik Williams	13	51	783	15.4	6	56	60.2
Jalen Virgil	11	12	151	12.6	0	40	13.7
Henry Pearson	10	9	103	11.4	0	29	10.3
Christian Wells	13	8	157	19.6	0	80	12.1
Nate Noel	13	8	16	2.0	0	8	1.2
Eli Wilson	10	8	48	6.0	1	14	4.8
Mike Evans	12	7	77	11.0	0	28	6.4
Christan Horn	13	4	30	7.5	0	14	2.3
Miller Gibbs	12	3	21	7.0	2	10	1.8
Caleb Spurlin	13	2	2	1.0	2	1	0.2
Daetrich Harrington	5	2	2	1.0	0	5	0.4
Cameron Peoples	11	2	19	9.5	0	11	1.7
Dashaun Davis	13	2	20	10.0	0	17	1.5
Milan Tucker	12	1	20	20.0	0	20	1.7
Total	13	235	3129	13.3	25	80	240.7
Opponents	13	218	2686	12.3	12	74	206.6

Punt Returns

Player	no.	yds	avg	td	lg
Thomas Hennigan	13	64	4.9	0	20
Malik Williams	8	76	9.5	0	27
Total	21	140	6.7	0	27
Opponents	12	54	4.5	0	14

Interceptions

Player	no.	yds	avg	td	lg
Steven Jones	5	97	19.4	3	47
Trey Cobb	3	110	36.7	1	100
Ryan Huff	2	17	8.5	0	17
T.D. Roof	2	100	50.0	0	90
Tim Frizzell	1	17	17.0	0	17
D'Marco Jackson	1	6	6.0	0	6
Shaun Jolly	1	0	0.0	0	0
Total	15	347	23.1	4	100
Opponents	10	100	10.0	0	35

Kick Returns

Player	no.	yds	avg	td	lg
Jalen Virgil	21	635	30.2	2	100
Milan Tucker	7	149	21.3	0	26
Malik Williams	4	101	25.3	0	41
Thomas Hennigan	3	93	31.0	0	36
Total	36	978	27.2	2	100
Opponents	41	783	19.1	1	97

Fumble Returns

Player	no.	yds	avg	td	lg
Total	0	1	0.0	0	1
Opponents	0	18	0.0	0	15



**2021-22 App State Football
Individual Statistics
All games**

Page 2/3
as of Dec 07, 2021

Scoring

			PAT						
Player	td	fg	kick	rush	rcv	pass	dxp	saf	pts
Chandler Staton	-	19-20	52-52	-	-	-	-	-	109
Camerun Peoples	14	-	-	-	-	-	-	-	84
Corey Sutton	7	-	-	-	-	-	-	-	42
Thomas Hennigan	6	-	-	-	-	-	-	-	36
Malik Williams	6	-	-	-	-	-	-	-	36
Chase Brice	4	-	-	-	-	-	-	-	24
Nate Noel	4	-	-	-	-	-	-	-	24
Steven Jones	3	-	-	-	-	-	-	-	18
Caleb Spurlin	2	-	-	-	-	-	-	-	12
Jalen Virgil	2	-	-	-	-	-	-	-	12
Miller Gibbs	2	-	-	-	-	-	-	-	12
Anderson Castle	2	-	-	-	-	-	-	-	12
Daetrich Harrington	1	-	-	-	-	-	-	-	6
Trey Cobb	1	-	-	-	-	-	-	-	6
Jahmir Smith	1	-	-	-	-	-	-	-	6
Eli Wilson	1	-	-	-	-	-	-	-	6
Total	56	19-20	52-52	0	0	0	0	0	445
Opponents	29	16-20	27-29	0	0	0	0	1	251

Total Offense

Player	g	plays	rush	pass	total	avg/g
Chase Brice	13	432	176	3020	3196	245.8
Nate Noel	13	196	1076	0	1076	82.8
Camerun Peoples	11	153	825	0	825	75.0
Anderson Castle	13	41	182	0	182	14.0
Daetrich Harrington	5	34	125	0	125	25.0
Jacob Huesman	5	11	-4	75	71	14.2
Jahmir Smith	5	19	69	0	69	13.8
Malik Williams	13	3	8	34	42	3.2
Gabe Montgomery	8	5	13	0	13	1.6
Milan Tucker	12	1	3	0	3	0.3
Team	13	0	-33	0	-33	-2.5
Total	13	902	2440	3129	5569	428.4
Opponents	13	848	1545	2686	4231	325.5

Punting

Player	no.	yds	avg	lg	tb	fc	i20	50+	blk
Xavier Subotsch	48	1957	40.8	57	1	23	23	4	0
Total	48	1957	40.8	57	1	23	23	4	0
Opponents	72	3087	42.9	61	4	29	21	15	0

Field Goals

Player	fg	pct.	01-19	20-29	30-39	40-49	50-99	lg	blk
Chandler Staton	19-20	95.0	0-0	8-8	5-6	6-6	0-0	48	0
Opponents	16-20	80.0	0-0	4-4	7-9	4-5	1-2	50	1

Kickoffs

Player	no.	yds	avg	tb	ob	retn	net	ydln
Michael Hughes	89	5260	59.1	28	1			
Xavier Subotsch	1	49	49.0	0	0			
Total	90	5309	59.0	28	1	38	38.1	26
Opponents	59	3421	58.0	15	1	33	33.4	31

FG Sequence

Team Name	App State	Opponents
East Carolina	(21),(43)	(38),(39)
Louisiana	(31)	
Troy	(24),30	
Ga. Southern	(40),(36)	51,(38)
Louisiana	(36)	(33)
Elon		(46)
Marshall		(22),(33)

Numbers in (parentheses) indicate field goal was made



**2021-22 App State Football
Overall Defense Statistics
All games**

Page 1/2
as of Dec 07, 2021

Team Defense

#	Player	gp	Tackles				Sacks		Pass defense			Fumbles		blkd	
			ua	a	tot	tfl/yds	no-yds		int-yds	brup	qbh	fr-yds	ff	kick	saf
52	D'Marco Jackson	13	56	58	114	18.5-69	6-38		1-6	5	12	.	1	.	.
7	Trey Cobb	13	31	38	69	6-13	.		3-110	4	1	2-0	1	.	.
31	Nick Hampton	13	35	31	66	16.5-78	10-46		.	1	6
15	T.D. Roof	12	37	24	61	9.5-36	3-21		2-100	1	2	.	1	.	.
6	Steven Jones	13	39	9	48	3-3	.		5-97	8
13	Kaiden Smith	9	27	21	48	2.5-5	.		.	1
97	Caleb Spurlin	13	16	21	37	4-6	1.5-3		.	.	2	.	.	1	.
29	Brendan Harrington	12	18	11	29	5-23	3-17		.	4	6	.	1	.	.
27	Ronald Clarke	13	18	11	29	2.5-8	1-6		.	1	.	2-1	.	.	.
3	Shaun Jolly	9	22	4	26	1-1	.		1-0	5
35	Jalen McLeod	13	11	13	24	3-15	1-10		.	3	3
9	Demetrius Taylor	13	12	11	23	10.5-50	7-43		.	1	8	1-0	1	.	.
40	Logan Dublin	13	13	10	23	3-10	1-7		.	1	.	.	1	.	.
99	Jordon Earle	13	5	16	21	2-2	.		.	.	4
12	Madison Cone	12	16	5	21	1-1	.		.	3
21	Ryan Huff	11	9	11	20	1-2	.		2-17	2
4	Nicholas Ross	12	11	8	19	.	.		.	3
43	Hansky Paillant	13	5	14	19	2-2	.		.	.	2
8	Donte Small	12	13	4	17	1-3	.		.	2	.	.	1	.	.
51	Tyler Bird	13	14	2	16	3-9	1-3		.	.	2	.	2	.	.
50	DeAndre Dingle-Prince	13	10	5	15	3.5-6	.		.	.	1
91	Tommy Dawkins	13	3	10	13	1.5-3	0.5-1		.	.	2
2	Kaleb Dawson	4	6	5	11	1.5-2
36	Haigler Kevon	8	5	6	11	3.5-8
10	Tim Frizzell	5	3	7	10	1-9	1-9		1-17
28	KeSean Brown	11	7	2	9
48	DeShawn McKnight	9	3	5	8	2.5-9
34	Jourdan Heilig	13	3	1	4
25	Jackson Greene	12	.	4	4
0	Milan Tucker	12	2	1	3
88	Henry Pearson	10	3	.	3
44	Anderson Castle	13	2	1	3	1-0	.	.	.
93	Karon White	3	.	2	2
51	Baer Hunter	13	.	2	2
14	Travis McNichols Jr.	3	1	1	2
11	Jalen Virgil	11	1	.	1
37	Michael Hughes	13	1	.	1
90	Dorian Pickett	5	.	1	1	0.5-2
75	Damion Daley	13	1	.	1
17	Dashaun Davis	13	1	.	1
5	Thomas Hennigan	13	.	1	1	.	.		.	1
42	Christian Johnstone	13	1	.	1
Totals		13	464	376	840	109-375	36-204		15-347	46	51	6-1	9	1	0
Opponents		13	486	446	932	53-150	13-77		10-100	45	34	12-18	14	0	1



2021-22 App State Football
Passing Game-by-Game
All games

Page 1/1
as of Dec 07, 2021

#7 Chase Brice	Comp	Att	Int	Pct	Yards	TD	Long	Sacked	Effic.
East Carolina	20	27	1	74.1	259	2	68	1-8	171.7
Miami (FL)	21	34	1	61.8	199	1	41	1-2	114.8
Elon	19	25	0	76.0	293	1	50	1-3	187.6
Marshall	24	39	1	61.5	283	1	37	1-7	125.8
Georgia St.	20	28	0	71.4	326	3	80	1-8	204.6
Louisiana	15	26	2	57.7	133	0	19	2-11	85.3
Coastal Carolina	18	28	0	64.3	347	2	47	0-0	192.0
ULM	20	30	0	66.7	256	4	56	0-0	182.3
Arkansas St.	15	26	1	57.7	163	1	21	1-5	115.4
South Alabama	14	26	2	53.8	195	2	50	0-0	126.8
Troy	17	24	2	70.8	212	3	42	0-0	169.6
Ga. Southern	12	24	0	50.0	235	2	68	2-11	159.8
Louisiana	12	30	0	40.0	119	1	24	3-22	84.3
Totals	227	367	10	61.9	3020	23	80	13-77	146.2

#8 Jacob Huesman	Comp	Att	Int	Pct	Yards	TD	Long	Sacked	Effic.
Elon	3	4	0	75.0	48	0	37	0-0	175.8
Georgia St.	2	3	0	66.7	13	1	8	0-0	213.1
ULM	2	2	0	100.0	14	0	8	0-0	158.8
Totals	7	9	0	77.8	75	1	37	0-0	184.4

#14 Malik Williams	Comp	Att	Int	Pct	Yards	TD	Long	Sacked	Effic.
Georgia St.	0	1	0	0.0	0	0	0	0-0	0.0
Arkansas St.	1	1	0	100.0	34	1	34	0-0	715.6
Totals	1	2	0	50.0	34	1	34	0-0	357.8



**2021-22 App State Football
Rushing/Receiving Game-by-Game
All games**

Page 1/1
as of Dec 07, 2021

Rushing

Player	No-Yds/TD	ECU	Miami	Elon	Marsh	GSU	LA	CCU	ULM	ASU	USA	TROY	GS	LA
Nate Noel	196-1076/4	15-126/0	16-51/0	17-73/0	20-187/0	12-74/1	17-42/0	16-82/0	17-132/1	23-122/1	7-22/0	15-102/1	9-21/0	12-42/0
Camerun Peoples	153-825/14	14-100/2	17-95/1	11-80/2	25-78/3	DNP	DNP	7-58/2	17-82/2	14-116/1	23-90/0	10-40/0	7-25/0	8-61/1
Chase Brice	65-176/3	5-1/0	4-7/0	4-10/1	6-22/0	3--13/0	7-13/1	5-34/0	2-7/0	7-14/0	4-17/1	4-20/0	3--9/0	11-53/0
Anderson Castle	41-182/2	2--1/0	-	4-30/1	-	12-56/1	-	-	3-22/0	3-13/0	3-6/0	8-25/0	6-31/0	-
Daetrich Harrington	34-125/1	DNP	DNP	DNP	DNP	DNP	2-11/0	12-46/0	DNP	DNP	DNP	11-27/1	6-26/0	3-15/0
Jahmir Smith	19-69/1	DNP	DNP	1-0/0	DNP	7-30/0	3-12/0	DNP	3-8/0	DNP	DNP	5-19/1	DNP	DNP
Gabe Montgomery	5-13/0	-	-	-	-	5-13/0	-	-	-	DNP	DNP	DNP	DNP	DNP
Jacob Huesman	2--4/0	DNP	DNP	1--6/0	DNP	-	DNP	DNP	-	DNP	DNP	1-2/0	-	DNP
Malik Williams	1-8/0	-	-	-	-	-	-	1-8/0	-	-	-	-	-	-
Milan Tucker	1-3/0	-	-	DNP	-	1-3/0	-	-	-	-	-	-	-	-
Jalen Virgil	1-0/0	-	1-0/0	-	-	DNP	-	DNP	-	-	-	-	-	-

Receiving

Player	No-Yds/TD	ECU	Miami	Elon	Marsh	GSU	LA	CCU	ULM	ASU	USA	TROY	GS	LA
Corey Sutton	61-904/7	4-52/1	7-60/0	7-128/0	10-127/1	4-106/1	2-19/0	6-113/1	5-77/1	2-29/0	3-34/1	4-76/1	5-55/0	2-28/0
Thomas Hennigan	55-776/6	4-114/1	3-28/0	3-18/0	9-123/0	4-43/0	2-25/0	1-23/0	4-29/0	4-69/1	5-37/1	7-85/1	3-111/1	6-71/1
Malik Williams	51-783/6	2-3/0	5-57/1	4-123/1	3-28/0	7-93/1	6-38/0	10-206/1	3-72/1	5-58/0	1-50/0	1-7/0	2-41/1	2-7/0
Jalen Virgil	12-151/0	2-27/0	1-6/0	3-33/0	-	DNP	-	DNP	-	2-13/0	2-57/0	1-2/0	1-13/0	-
Henry Pearson	9-103/0	1-5/0	1-23/0	-	-	1-9/0	2-21/0	-	4-45/0	DNP	DNP	DNP	-	-
Christian Wells	8-157/0	2-22/0	-	1-9/0	-	2-83/0	-	-	1-6/0	-	-	1-27/0	-	1-10/0
Eli Wilson	8-48/1	-	-	1-5/0	DNP	1-1/0	DNP	DNP	1-8/0	2-18/0	1-3/0	2-13/1	-	-
Nate Noel	8-16/0	1-3/0	2-11/0	1-4/0	1--3/0	2--1/0	-	-	-	-	-	1-2/0	-	-
Mike Evans	7-77/0	-	1-5/0	1-4/0	-	DNP	1-19/0	-	1-28/0	-	1-3/0	-	1-15/0	1-3/0
Christan Horn	4-30/0	2-7/0	1-9/0	-	-	-	1-14/0	-	-	-	-	-	-	-
Miller Gibbs	3-21/2	1-6/0	DNP	-	-	1-5/1	-	-	-	1-10/1	-	-	-	-
Dashaun Davis	2-20/0	-	-	1-17/0	-	-	-	-	1-3/0	-	-	-	-	-
Camerun Peoples	2-19/0	-	-	-	1-8/0	DNP	DNP	-	-	-	1-11/0	-	-	-
Daetrich Harrington	2-2/0	DNP	DNP	DNP	DNP	DNP	1--3/0	1-5/0	DNP	DNP	DNP	-	-	-
Caleb Spurlin	2-2/2	-	-	-	-	-	-	-	2-2/2	-	-	-	-	-
Milan Tucker	1-20/0	1-20/0	-	DNP	-	-	-	-	-	-	-	-	-	-



**2021-22 App State Football
Total Tackles Game-by-Game
All games**

Page 1/1
as of Dec 07, 2021

Total Tackles

Player	S-A	Total	ECU	Miami	Elon	Marsh	GSU	LA	CCU	ULM	ASU	USA	TROY	GS	LA
D'Marco Jackson	56-58	114	5-3	6-4	6-7	7-7	6-3	0-3	2-9	2-5	8-1	2-5	2-3	6-1	4-7
Trey Cobb	31-38	69	5-1	2-2	1-5	2-2	1-2	2-1	2-3	6-6	2-1	1-5	1-2	3-2	3-6
Nick Hampton	35-31	66	3-3	2-2	1-4	2-4	5-1	2-2	2-1	5-3	4-1	4-4	0-2	3-2	2-2
T.D. Roof	37-24	61	2-2	4-3	2-1	1-1	3-0	1-5	4-1	7-2	3-1	4-2	3-1	DNP	3-5
Steven Jones	39-9	48	5-2	6-0	0-1	5-1	3-1	5-2	4-0	-	-	6-0	1-1	2-0	2-1
Kaiden Smith	27-21	48	DNP	DNP	DNP	DNP	4-0	7-3	1-3	2-1	3-0	1-1	0-1	5-4	4-8
Caleb Spurlin	16-21	37	1-3	4-3	-	0-1	-	0-2	2-3	0-1	1-0	1-1	1-1	3-4	3-2
Brendan Harrington	18-11	29	3-1	2-0	DNP	4-2	2-1	1-2	0-1	1-0	1-1	1-1	-	3-2	-
Ronald Clarke	18-11	29	-	2-0	1-2	1-1	1-1	3-1	1-0	1-1	3-0	1-1	0-1	2-2	2-1
Shaun Jolly	22-4	26	3-0	3-1	4-1	2-0	3-0	1-2	-	DNP	DNP	DNP	DNP	3-0	3-0
Jalen McLeod	11-13	24	-	4-0	0-2	1-3	1-0	-	1-1	3-2	-	0-2	1-3	-	-
Logan Dublin	13-10	23	1-0	-	1-0	-	1-1	1-2	1-0	0-4	2-0	2-0	1-2	1-0	2-1
Demetrius Taylor	12-11	23	-	1-0	1-0	0-2	3-0	1-0	2-2	0-1	-	2-1	0-2	1-2	1-1
Madison Cone	16-5	21	1-0	1-1	1-1	1-0	DNP	-	2-1	2-0	2-0	4-1	1-0	1-0	0-1
Jordon Earle	5-16	21	0-1	2-0	-	1-2	1-0	0-3	0-1	-	1-1	0-1	-	0-1	0-6
Ryan Huff	9-11	20	2-1	0-1	DNP	DNP	1-0	1-0	0-2	-	2-0	0-2	0-1	2-3	1-1
Nicholas Ross	11-8	19	0-1	1-1	2-0	1-0	2-0	1-3	-	2-2	1-0	1-0	-	DNP	0-1
Hansky Paillant	5-14	19	-	-	0-2	0-1	1-2	1-1	0-2	0-2	-	1-1	0-2	2-0	0-1
Donte Small	13-4	17	-	1-0	1-1	2-1	1-1	3-0	DNP	3-0	-	1-0	0-1	1-0	-
Tyler Bird	14-2	16	2-0	1-0	1-1	1-0	2-0	-	-	2-1	2-0	-	1-0	2-0	-
DeAndre Dingle-Prince	10-5	15	1-0	1-0	1-0	-	1-2	0-1	1-0	1-1	1-0	1-0	1-0	1-0	0-1
Tommy Dawkins	3-10	13	0-2	1-0	0-1	-	0-2	1-1	-	-	1-0	-	0-1	0-2	0-1
Kaleb Dawson	6-5	11	DNP	DNP	3-1	1-0	2-2	0-2	DNP	DNP	DNP	DNP	DNP	DNP	DNP
Haigler Kevon	5-6	11	1-0	DNP	1-2	DNP	1-0	DNP	DNP	0-2	2-0	0-2	-	-	DNP
Tim Frizzell	3-7	10	1-2	DNP	DNP	DNP	0-1	1-1	-	1-3	DNP	DNP	DNP	DNP	DNP
KeSean Brown	7-2	9	-	DNP	DNP	-	1-0	-	-	-	3-0	1-0	0-2	1-0	1-0
DeShawn McKnight	3-5	8	0-1	DNP	1-0	DNP	1-0	0-1	DNP	0-1	-	0-1	1-0	0-1	DNP
Jourdan Heilig	3-1	4	-	-	1-0	-	-	-	-	-	2-0	-	-	-	0-1
Jackson Greene	0-4	4	-	-	-	-	DNP	-	-	0-1	-	0-1	0-1	-	0-1
Henry Pearson	3-0	3	1-0	-	1-0	1-0	-	-	-	-	DNP	DNP	DNP	-	-
Milan Tucker	2-1	3	-	1-0	DNP	-	-	-	-	-	1-0	0-1	-	-	-
Anderson Castle	2-1	3	-	-	1-0	-	-	-	-	0-1	1-0	-	-	-	-
Travis McNichols Jr.	1-1	2	DNP	DNP	DNP	DNP	DNP	1-1	-	-	DNP	DNP	DNP	DNP	DNP
Baer Hunter	0-2	2	-	-	-	-	-	0-1	-	-	-	-	0-1	-	-
Karon White	0-2	2	0-1	DNP	-	DNP	DNP	0-1	DNP	DNP	DNP	DNP	DNP	DNP	DNP
Christian Johnstone	1-0	1	-	-	-	-	-	1-0	-	-	-	-	-	-	-
Damion Daley	1-0	1	-	-	-	-	-	-	1-0	-	-	-	-	-	-
Michael Hughes	1-0	1	-	-	-	1-0	-	-	-	-	-	-	-	-	-
Jalen Virgil	1-0	1	-	-	-	-	DNP	-	DNP	-	-	-	1-0	-	-
Dashaun Davis	1-0	1	-	-	-	-	-	-	-	1-0	-	-	-	-	-
Thomas Hennigan	0-1	1	-	-	-	-	-	0-1	-	-	-	-	-	-	-
Dorian Pickett	0-1	1	DNP	DNP	DNP	DNP	DNP	DNP	DNP	-	-	0-1	-	-	DNP



**2021-22 App State Football
Sacks Game-by-Game
All games**

Page 1/1
as of Dec 07, 2021

Player	UA-A	Total	ECU	Miami	Elon	Marsh	GSU	LA	CCU	ULM	ASU	USA	TROY	GS	LA
Nick Hampton	10-0	10	1-8	-	-	-	1-1	1-6	1-5	-	2-8	-	-	2-14	2-4
Demetrius Taylor	6-2	7	-	-	-	0.5-3	2-3	-	1.5-10	-	-	1-9	-	1-12	1-6
D'Marco Jackson	6-0	6	-	-	3-11	-	1-4	-	-	-	1-11	-	-	-	1-12
T.D. Roof	3-0	3	-	2-12	-	-	-	-	-	-	-	-	1-9	DNP	-
Brendan Harrington	2-2	3	1.5-9	-	DNP	0.5-3	-	-	-	-	-	-	-	1-5	-
Caleb Spurlin	1-1	1.5	-	-	-	-	-	-	1.5-3	-	-	-	-	-	-
Tim Frizzell	1-0	1	1-9	DNP	DNP	DNP	-	-	-	-	DNP	DNP	DNP	DNP	DNP
Ronald Clarke	1-0	1	-	-	-	-	-	-	-	-	-	1-6	-	-	-
Jalen McLeod	1-0	1	-	-	-	1-10	-	-	-	-	-	-	-	-	-
Logan Doublin	1-0	1	-	-	-	-	-	-	-	-	-	-	1-7	-	-
Tyler Bird	1-0	1	-	-	-	-	-	-	-	-	1-3	-	-	-	-
Tommy Dawkins	0-1	0.5	0.5-1	-	-	-	-	-	-	-	-	-	-	-	-



**2021-22 App State Football
Tackles For Loss Game-by-Game
All games**

Page 1/1
as of Dec 07, 2021

Player	UA-A	Total	ECU	Miami	Elon	Marsh	GSU	LA	CCU	ULM	ASU	USA	TROY	GS	LA
D'Marco Jackson	14-9	18.5	1.0-3	1.5-2	4.5-17	1.0-4	1.0-4	-	0.5-1	1.0-2	2.0-16	0.5-1	1.0-1	1.0-2	3.5-16
Nick Hampton	15-3	16.5	1.0-8	1.0-1	0.5-0	-	3.0-6	1.0-6	1.0-5	1.0-1	3.0-30	0.5-1	-	2.0-14	2.5-6
Demetrius Taylor	8-5	10.5	-	-	-	0.5-3	2.0-3	-	3.0-13	0.5-1	-	2.0-11	-	1.5-13	1.0-6
T.D. Roof	8-3	9.5	-	2.0-12	1.0-2	-	-	-	1.0-3	1.5-1	-	1.5-4	2.0-13	DNP	0.5-1
Trey Cobb	5-2	6.0	-	-	-	-	1.0-1	1.0-2	-	-	1.5-2	1.0-2	-	1.0-5	0.5-1
Brendan Harrington	3-4	5.0	1.5-9	-	DNP	0.5-3	-	-	-	-	-	0.5-0	-	2.5-11	-
Caleb Spurlin	3-2	4.0	-	0.5-0	-	-	-	-	1.5-3	-	1.0-1	-	1.0-2	-	-
DeAndre Dingle-Prince	3-1	3.5	-	1.0-2	-	-	-	0.5-1	1.0-2	1.0-1	-	-	-	-	-
Haigler Kevon	2-3	3.5	-	DNP	1.0-1	DNP	-	DNP	DNP	0.5-1	1.0-5	1.0-1	-	-	DNP
Steven Jones	3-0	3.0	-	-	-	-	1.0-1	-	-	-	-	1.0-1	1.0-1	-	-
Tyler Bird	3-0	3.0	-	-	-	-	-	-	-	-	2.0-5	-	1.0-4	-	-
Jalen McLeod	2-2	3.0	-	1.0-2	-	2.0-13	-	-	-	-	-	-	-	-	-
Logan Doublin	2-2	3.0	-	-	-	-	1.0-2	0.5-0	-	0.5-1	-	-	1.0-7	-	-
DeShawn McKnight	2-1	2.5	-	DNP	1.0-3	DNP	-	-	DNP	-	-	-	1.0-5	0.5-1	DNP
Ronald Clarke	2-1	2.5	-	-	-	-	-	1.0-1	-	-	-	1.0-6	-	0.5-1	-
Kaiden Smith	2-1	2.5	DNP	DNP	DNP	DNP	-	1.0-2	-	-	-	-	-	1.0-3	0.5-0
Hansky Paillant	2-0	2.0	-	-	-	-	-	1.0-1	-	-	-	-	-	1.0-1	-
Jordon Earle	0-4	2.0	-	-	-	-	-	-	-	-	0.5-1	-	-	-	1.5-1
Kaleb Dawson	1-1	1.5	DNP	DNP	-	1.0-1	-	0.5-1	DNP	DNP	DNP	DNP	DNP	DNP	DNP
Tommy Dawkins	0-3	1.5	0.5-1	-	-	-	-	0.5-1	-	-	-	-	-	0.5-1	-
Shaun Jolly	1-0	1.0	-	1.0-1	-	-	-	-	-	DNP	DNP	DNP	DNP	-	-
Madison Cone	1-0	1.0	-	-	-	-	DNP	-	-	1.0-1	-	-	-	-	-
Tim Frizzell	1-0	1.0	1.0-9	DNP	DNP	DNP	-	-	-	-	DNP	DNP	DNP	DNP	DNP
Donte Small	1-0	1.0	-	-	-	-	-	1.0-3	DNP	-	-	-	-	-	-
Ryan Huff	0-2	1.0	-	-	DNP	DNP	-	-	-	-	-	0.5-1	-	0.5-1	-
Dorian Pickett	0-1	0.5	DNP	DNP	DNP	DNP	DNP	DNP	DNP	-	-	0.5-2	-	-	DNP



2021-22 App State Football Team Game-by-Game All games

Page 1/2
as of Dec 07, 2021

Date	Opponent	Rushing				Receiving				Passing				Kick Returns				Punt Returns				tot off
		no.	yds	td	lg	no.	yds	td	lg	cmp-att-int	yds	td	lg	no.	yds	td	lg	no.	yds	td	lg	
09/02/2021	East Carolina	36	226	2	46	20	259	2	68	20-27-1	259	2	68	3	74	0	34	1	-4	0	0	485
09/11/2021	at Miami (FL)	39	127	1	28	21	199	1	41	21-34-1	199	1	41	2	119	1	100	0	0	0	0	326
09/18/2021	Elon	38	187	4	23	22	341	1	50	22-29-0	341	1	50	2	57	0	32	3	8	0	7	528
09/23/2021	Marshall	54	283	3	41	24	283	1	37	24-39-1	283	1	37	2	59	0	40	2	9	0	8	566
10/02/2021	at Georgia St.	40	163	2	23	22	339	4	80	22-32-0	339	4	80	3	60	0	23	0	0	0	0	502
10/12/2021	at Louisiana	29	78	1	12	15	133	0	19	15-26-2	133	0	19	7	142	0	29	1	5	0	5	211
10/20/2021	Coastal Carolina	41	228	2	43	18	347	2	47	18-28-0	347	2	47	4	88	0	24	0	0	0	0	575
10/30/2021	ULM	42	251	3	26	22	270	4	56	22-32-0	270	4	56	2	62	0	36	2	18	0	11	521
11/06/2021	at Arkansas St.	48	264	2	27	16	197	2	34	16-27-1	197	2	34	1	40	0	40	1	1	0	1	461
11/13/2021	South Alabama	37	135	1	14	14	195	2	50	14-26-2	195	2	50	1	14	0	14	3	36	0	20	330
11/20/2021	at Troy	55	233	3	24	17	212	3	42	17-24-2	212	3	42	2	51	0	41	3	26	0	27	445
11/27/2021	Ga. Southern	31	94	0	15	12	235	2	68	12-24-0	235	2	68	2	123	1	97	3	41	0	26	329
12/04/2021	at Louisiana	34	171	1	43	12	119	1	24	12-30-0	119	1	24	5	89	0	36	2	0	0	0	290
App State		524	2440	25	46	235	3129	25	80	235-378-10	3129	25	80	36	978	2	100	21	140	0	27	5569
Opponents		453	1545	16	68	218	2686	12	74	218-395-15	2686	12	74	41	783	1	97	12	54	0	14	4231

App State Averages

Games	Avg/ rush	Avg/ catch	Pass effic	KR avg	PR avg	All purpose avg/game	Total offense avg/game
13	4.7	13.3	148.2	27.2	6.7	541.1	428.4

Date	Opponent	Tackles				Sacks	Fumble		Pass Defense			blkd kick	PAT attempts			off		
		ua	a	total	tfl-yds		ff	fr-yds	int-yds	qbh	brup		kick	rush	rcv	saf	t/o	pts
09/02/2021	East Carolina	37	24	61	5.0-30	4-27	1	1-0	1-0	5	4	0	3-3	0	0	0	0	33
09/11/2021	at Miami (FL)	45	18	63	8.0-20	2-12	0	0-0	0-0	3	3	1	2-2	0	0	0	0	23
09/18/2021	Elon	31	32	63	8.0-23	3-11	1	1-0	1-90	11	4	0	5-5	0	0	0	14	44
09/23/2021	Marshall	34	28	62	5.0-24	2-16	1	0-0	0-0	2	3	0	4-4	0	0	0	0	31
10/02/2021	at Georgia St.	49	20	69	9.0-17	4-8	0	0-0	3-23	2	6	0	6-6	0	0	0	10	45
10/12/2021	at Louisiana	35	42	77	8.0-18	1-6	0	0-0	1-0	6	2	0	1-1	0	0	0	3	13
10/20/2021	Coastal Carolina	26	30	56	8.0-27	4-18	0	0-0	0-0	4	2	0	3-3	0	0	0	0	30
10/30/2021	ULM	39	40	79	7.0-9	0-0	3	2-1	3-31	1	1	0	8-8	0	0	0	28	59
11/06/2021	at Arkansas St.	46	6	52	11.0-60	4-22	1	0-0	3-83	2	3	0	6-6	0	0	0	17	48
11/13/2021	South Alabama	34	34	68	10.0-30	2-15	0	0-0	2-110	5	5	0	4-4	0	0	0	14	31
11/20/2021	at Troy	15	28	43	8.0-33	2-16	1	1-0	1-10	2	1	0	6-6	0	0	0	10	45
11/27/2021	Ga. Southern	42	26	68	12.0-53	4-31	1	1-0	0-0	4	6	0	3-3	0	0	0	0	27
12/04/2021	at Louisiana	31	48	79	10.0-31	4-22	0	0-0	0-0	4	6	0	1-1	0	0	0	0	16
App State		464	376	840	109.0-375	36-204	9	6-1	15-347	51	46	1	52-52	0	0	0	96	445
Opponents		486	446	932	53.0-150	13-77	14	12-18	10-100	34	45	0	27-29	0	0	1	57	251

Date	Opponent	Punting										Field Goals			Kickoffs			
		no.	yds	avg	long	blkd	tb	fc	50+	i20	md-att	long	blkd	no.	yds	avg	tb	ob
09/02/2021	East Carolina	4	158	39.5	48	0	0	3	0	2	2-2	43	0	7	438	62.6	3	0
09/11/2021	at Miami (FL)	5	202	40.4	42	0	0	0	0	2	1-1	22	0	6	368	61.3	0	1
09/18/2021	Elon	3	118	39.3	42	0	0	1	0	3	3-3	45	0	9	552	61.3	4	0
09/23/2021	Marshall	3	112	37.3	48	0	0	1	0	3	1-1	45	0	6	331	55.2	1	0
10/02/2021	at Georgia St.	4	155	38.8	51	0	0	1	1	3	1-1	48	0	9	500	55.6	6	0
10/12/2021	at Louisiana	3	124	41.3	47	0	0	1	0	2	2-2	31	0	5	258	51.6	2	0
10/20/2021	Coastal Carolina	2	76	38.0	41	0	0	2	0	1	1-1	24	0	5	271	54.2	2	0
10/30/2021	ULM	3	114	38.0	44	0	0	3	0	0	1-1	31	0	10	581	58.1	2	0
11/06/2021	at Arkansas St.	2	90	45.0	46	0	0	1	0	1	2-2	33	0	9	540	60.0	0	0
11/13/2021	South Alabama	5	198	39.6	51	0	0	3	1	2	1-1	25	0	6	380	63.3	3	0
11/20/2021	at Troy	1	42	42.0	42	0	0	1	0	0	1-2	24	0	8	471	58.9	3	0
11/27/2021	Ga. Southern	5	230	46.0	57	0	0	4	1	2	2-2	40	0	6	369	61.5	1	0
12/04/2021	at Louisiana	8	338	42.3	50	0	1	2	1	2	1-1	36	0	4	250	62.5	1	0
App State		48	1957	40.8	57	0	1	23	4	23	19-20	48	0	90	5309	59.0	28	1
Opponents		72	3087	42.9	61	0	4	29	15	21	16-20	50	1	59	3421	58.0	15	1



2021-22 App State Football Opponents Game-by-Game

Page 1/2
as of Dec 07, 2021

All games

Date	Opponent	Rushing				Receiving				Passing				Kick Returns				Punt Returns				tot off
		no.	yds	td	lg	no.	yds	td	lg	cmp-att-int	yds	td	lg	no.	yds	td	lg	no.	yds	td	lg	
09/02/2021	East Carolina	24	86	0	39	22	295	2	63	22-41-1	295	2	63	4	75	0	24	1	3	0	3	381
09/11/2021	at Miami (FL)	43	175	2	29	20	200	0	36	20-33-0	200	0	36	4	68	0	22	3	26	0	14	375
09/18/2021	Elon	27	66	1	28	22	225	0	44	22-36-1	225	0	44	3	45	0	23	0	0	0	0	291
09/23/2021	Marshall	28	123	1	19	18	270	1	56	18-33-0	270	1	56	5	172	1	97	1	6	0	6	393
10/02/2021	at Georgia St.	40	135	0	19	20	246	1	66	20-37-3	246	1	66	0	0	0	0	1	2	0	2	381
10/12/2021	at Louisiana	44	246	5	36	15	209	1	55	15-25-1	209	1	55	2	25	0	13	1	-1	0	0	455
10/20/2021	Coastal Carolina	29	55	2	12	15	291	1	74	15-23-0	291	1	74	1	16	0	16	0	0	0	0	346
10/30/2021	ULM	51	231	3	68	11	161	1	40	11-22-3	161	1	40	3	52	0	22	0	0	0	0	392
11/06/2021	at Arkansas St.	28	62	0	23	17	137	2	20	17-30-3	137	2	20	9	171	0	29	0	0	0	0	199
11/13/2021	South Alabama	33	58	0	12	21	226	1	27	21-38-2	226	1	27	3	64	0	29	1	8	0	8	284
11/20/2021	at Troy	19	33	0	36	11	109	1	37	11-21-1	109	1	37	2	15	0	15	0	0	0	0	142
11/27/2021	Ga. Southern	46	87	0	15	11	107	0	26	11-24-0	107	0	26	2	26	0	20	0	0	0	0	194
12/04/2021	at Louisiana	41	188	2	56	15	210	1	35	15-32-0	210	1	35	3	54	0	22	4	10	0	10	398
Opponents		453	1545	16	68	218	2686	12	74	218-395-15	2686	12	74	41	783	1	97	12	54	0	14	4231
App State		524	2440	25	46	235	3129	25	80	235-378-10	3129	25	80	36	978	2	100	21	140	0	27	5569

Opponents Averages

Games	Avg/ rush	Avg/ catch	Pass effic	KR avg	PR avg	All purpose avg/game	Total offense avg/game
13	3.4	12.3	114.7	19.1	4.5	397.5	325.5

Date	Opponent	Tackles				Sacks	Fumble		Pass Defense			blkd	PAT attempts			off		
		ua	a	total	tfl-yds	no-yds	ff	fr-yds	int-yds	qbh	brup	kick	kick	rush	rcv	saf	t/o	pts
09/02/2021	East Carolina	37	28	65	7.0-19	1-8	0	0-0	1-20	0	1	0	1-2	0	0	0	3	19
09/11/2021	at Miami (FL)	40	28	68	7.0-12	1-2	0	0-0	1-0	5	4	0	2-2	0	0	1	7	25
09/18/2021	Elon	36	44	80	4.0-9	1-3	3	2-0	0-0	1	5	0	1-1	0	0	0	7	10
09/23/2021	Marshall	51	38	89	6.0-14	1-7	1	1-0	1-35	5	3	0	3-3	0	0	0	10	30
10/02/2021	at Georgia St.	44	30	74	5.0-19	1-8	1	1-0	0-0	3	5	0	1-1	0	0	0	0	16
10/12/2021	at Louisiana	27	40	67	3.0-13	2-11	2	2-0	2-32	0	2	0	5-6	0	0	0	20	41
10/20/2021	Coastal Carolina	37	34	71	4.0-4	0-0	1	2-15	0-0	3	7	0	3-3	0	0	0	3	27
10/30/2021	ULM	39	38	77	2.0-2	0-0	0	0-0	0-0	4	4	0	4-4	0	0	0	0	28
11/06/2021	at Arkansas St.	49	14	63	2.0-8	1-5	0	0-0	1-10	1	6	0	2-2	0	0	0	7	14
11/13/2021	South Alabama	30	42	72	1.0-1	0-0	3	2-3	2-0	4	2	0	1-1	0	0	0	0	7
11/20/2021	at Troy	36	54	90	1.0-3	0-0	0	0-0	2-3	3	0	0	1-1	0	0	0	0	7
11/27/2021	Ga. Southern	29	26	55	5.0-22	2-11	2	1-0	0-0	2	3	0	0-0	0	0	0	0	3
12/04/2021	at Louisiana	31	30	61	6.0-24	3-22	1	1-0	0-0	3	3	0	3-3	0	0	0	0	24
Opponents		486	446	932	53.0-150	13-77	14	12-18	10-100	34	45	0	27-29	0	0	1	57	251
App State		464	376	840	109.0-375	36-204	9	6-1	15-347	51	46	1	52-52	0	0	0	96	445

Date	Opponent	Punting										Field Goals			Kickoffs			
		no.	yds	avg	long	blkd	tb	fc	50+	i20	md-att	long	blkd	no.	yds	avg	tb	ob
09/02/2021	East Carolina	6	264	44.0	54	0	0	5	1	2	2-2	39	0	4	253	63.3	0	0
09/11/2021	at Miami (FL)	6	234	39.0	46	0	0	3	0	6	3-4	43	1	7	393	56.1	3	0
09/18/2021	Elon	8	324	40.5	52	0	0	3	1	4	1-1	46	0	3	176	58.7	0	0
09/23/2021	Marshall	4	156	39.0	61	0	1	0	2	2	3-4	46	0	8	436	54.5	4	0
10/02/2021	at Georgia St.	5	210	42.0	56	0	1	2	1	1	3-3	32	0	5	321	64.2	1	1
10/12/2021	at Louisiana	3	148	49.3	56	0	1	0	1	0	0-0	0	0	8	389	48.6	0	0
10/20/2021	Coastal Carolina	5	191	38.2	41	0	0	4	0	1	2-2	50	0	5	323	64.6	1	0
10/30/2021	ULM	3	126	42.0	46	0	0	1	0	0	0-0	0	0	5	325	65.0	3	0
11/06/2021	at Arkansas St.	5	199	39.8	55	0	0	1	1	1	0-0	0	0	3	195	65.0	2	0
11/13/2021	South Alabama	7	312	44.6	54	0	0	3	2	0	0-1	0	0	2	119	59.5	1	0
11/20/2021	at Troy	6	258	43.0	49	0	0	2	0	0	0-0	0	0	2	83	41.5	0	0
11/27/2021	Ga. Southern	8	381	47.6	57	0	1	2	4	2	1-2	38	0	2	127	63.5	0	0
12/04/2021	at Louisiana	6	284	47.3	55	0	0	3	2	2	1-1	33	0	5	281	56.2	0	0
Opponents		72	3087	42.9	61	0	4	29	15	21	16-20	50	1	59	3421	58.0	15	1
App State		48	1957	40.8	57	0	1	23	4	23	19-20	48	0	90	5309	59.0	28	1



2021-22 App State Football Team Game-by-Game Comparison All games

Page 1/1
as of Dec 07, 2021

Opponent	Score	First Downs				Rushing Number-Yards	Passing		Total Offense Plays-Yards	Return Yards	Turn- Overs
		Total	Rush	Pass	Pen		Comp-Att.-Int	Yards			
East Carolina	33-19	25 / 20	10 / 4	12 / 14	3 / 2	36-226 / 24-86	20-27-1 / 22-41-1	259 / 295	63-485 / 65-381	70 / 98	1 / 2
Miami (FL)	23-25	19 / 25	11 / 13	8 / 9	0 / 3	39-127 / 43-175	21-34-1 / 20-33-0	199 / 200	73-326 / 76-375	119 / 94	1 / 0
Elon	44-10	24 / 14	12 / 2	11 / 10	1 / 2	38-187 / 27-66	22-29-0 / 22-36-1	341 / 225	67-528 / 63-291	155 / 45	2 / 2
Marshall	31-30	39 / 20	16 / 10	17 / 9	6 / 1	54-283 / 28-123	24-39-1 / 18-33-0	283 / 270	93-566 / 61-393	68 / 213	2 / 0
Georgia St.	45-16	23 / 21	10 / 8	11 / 12	2 / 1	40-163 / 40-135	22-32-0 / 20-37-3	339 / 246	72-502 / 77-381	83 / 2	1 / 3
Louisiana	13-41	15 / 23	3 / 12	8 / 9	4 / 2	29-78 / 44-246	15-26-2 / 15-25-1	133 / 209	55-211 / 69-455	147 / 56	4 / 1
Coastal Carolina	30-27	22 / 17	8 / 4	13 / 12	1 / 1	41-228 / 29-55	18-28-0 / 15-23-0	347 / 291	69-575 / 52-346	88 / 31	2 / 0
ULM	59-28	25 / 17	11 / 8	14 / 7	0 / 2	42-251 / 51-231	22-32-0 / 11-22-3	270 / 161	74-521 / 73-392	112 / 52	0 / 5
Arkansas St.	48-14	28 / 13	17 / 4	10 / 6	1 / 3	48-264 / 28-62	16-27-1 / 17-30-3	197 / 137	75-461 / 58-199	124 / 181	1 / 3
South Alabama	31-7	17 / 17	8 / 3	9 / 12	0 / 2	37-135 / 33-58	14-26-2 / 21-38-2	195 / 226	63-330 / 71-284	160 / 75	4 / 2
Troy	45-7	27 / 6	13 / 1	11 / 4	3 / 1	55-233 / 19-33	17-24-2 / 11-21-1	212 / 109	79-445 / 40-142	87 / 18	2 / 2
Ga. Southern	27-3	12 / 15	3 / 10	9 / 4	0 / 1	31-94 / 46-87	12-24-0 / 11-24-0	235 / 107	55-329 / 70-194	164 / 26	1 / 1
Louisiana	16-24	16 / 22	9 / 10	7 / 10	0 / 2	34-171 / 41-188	12-30-0 / 15-32-0	119 / 210	64-290 / 73-398	89 / 64	1 / 0
Totals	445-251	292 / 230	131 / 89	140 / 118	21 / 23	524-2440 / 453-1545	235-378-10 / 218-395-15	3129 / 2686	902-5569 / 848-4231	1466 / 955	22 / 21

Opponents	3rd Down Conversion	4th Down Conversion	Time of Possession	TOP Margin	Avg Yds/Rush	Avg Yds/Pass	Avg Yds/Play	Punting Number-Avg	Penalties Number-Yards	Sacks
East Carolina	4-11 / 5-16	0-0 / 2-3	32:03 / 27:57	04:06	6.3 / 3.6	9.6 / 7.2	7.7 / 5.9	4-39.5 / 6-44.0	7-65.0 / 7-90.0	4 / 1
Miami (FL)	5-15 / 5-16	1-3 / 0-0	32:11 / 27:12	04:59	3.3 / 4.1	5.9 / 6.1	4.5 / 4.9	5-40.4 / 6-39.0	6-48.0 / 6-60.0	2 / 1
Elon	3-10 / 4-14	1-1 / 0-0	27:07 / 32:53	-05:46	4.9 / 2.4	11.8 / 6.3	7.9 / 4.6	3-39.3 / 8-40.5	6-32.0 / 8-55.0	3 / 1
Marshall	4-12 / 5-13	1-2 / 0-0	37:22 / 22:38	14:44	5.2 / 4.4	7.3 / 8.2	6.1 / 6.4	3-37.3 / 4-39.0	4-41.0 / 8-70.0	2 / 1
Georgia St.	9-16 / 3-15	0-1 / 0-2	31:32 / 28:28	03:04	4.1 / 3.4	10.6 / 6.6	7.0 / 4.9	4-38.8 / 5-42.0	3-28.0 / 5-55.0	4 / 1
Louisiana	0-11 / 8-15	2-2 / 1-1	23:28 / 36:32	-13:04	2.7 / 5.6	5.1 / 8.4	3.8 / 6.6	3-41.3 / 3-49.3	5-43.0 / 9-97.0	1 / 2
Coastal Carolina	6-11 / 3-9	0-2 / 0-0	30:28 / 29:32	00:56	5.6 / 1.9	12.4 / 12.7	8.3 / 6.7	2-38.0 / 5-38.2	7-76.0 / 6-57.0	4 / 0
ULM	5-15 / 8-16	4-6 / 1-3	29:54 / 30:06	-00:12	6.0 / 4.5	8.4 / 7.3	7.0 / 5.4	3-38.0 / 3-42.0	5-45.0 / 2-10.0	0 / 0
Arkansas St.	8-15 / 5-15	2-2 / 0-1	35:08 / 24:17	10:51	5.5 / 2.2	7.3 / 4.6	6.1 / 3.4	2-45.0 / 5-39.8	6-85.0 / 3-40.0	4 / 1
South Alabama	5-14 / 3-16	3-3 / 2-5	29:55 / 30:05	-00:10	3.6 / 1.8	7.5 / 5.9	5.2 / 4.0	5-39.6 / 7-44.6	8-68.0 / 2-17.0	2 / 0
Troy	6-14 / 1-9	4-5 / 0-2	43:17 / 16:43	26:34	4.2 / 1.7	8.8 / 5.2	5.6 / 3.6	1-42.0 / 6-43.0	8-65.0 / 5-41.0	2 / 0
Ga. Southern	4-15 / 4-17	2-3 / 2-4	25:25 / 34:35	-09:10	3.0 / 1.9	9.8 / 4.5	6.0 / 2.8	5-46.0 / 8-47.6	7-66.0 / 4-25.0	4 / 2
Louisiana	4-15 / 6-15	2-2 / 1-3	27:18 / 32:30	-05:12	5.0 / 4.6	4.0 / 6.6	4.5 / 5.5	8-42.3 / 6-47.3	7-47.0 / 6-55.0	4 / 3
Totals	63-174 / 60-186	22-32 / 9-24	405:08 / 373:28	31:40	4.7 / 3.4	8.3 / 6.8	6.2 / 5.0	48-40.8 / 72-42.9	79-709.0 / 71-672.0	36 / 13

Note: Game totals are displayed in the format TEAM/OPPONENT for each category



**2021-22 App State Football
Team Game Highs
All games**

Page 1/1
as of Dec 07, 2021

App State - Game Highs

RUSHES	55	at Troy (11/20/2021)
YARDS RUSHING	283	Marshall (09/23/2021)
YARDS PER RUSH	6.3	East Carolina (09/02/2021)
TD RUSHES	4	Elon (09/18/2021)
PASS ATTEMPTS	39	Marshall (09/23/2021)
PASS COMPLETIONS	24	Marshall (09/23/2021)
YARDS PASSING	347	Coastal Carolina (10/20/2021)
YARDS PER PASS	12.4	Coastal Carolina (10/20/2021)
TD PASSES	4	at Georgia St. (10/02/2021)
	4	ULM (10/30/2021)
TOTAL PLAYS	93	Marshall (09/23/2021)
TOTAL OFFENSE	575	Coastal Carolina (10/20/2021)
YARDS PER PLAY	8.3	Coastal Carolina (10/20/2021)
POINTS	59	ULM (10/30/2021)
SACKS BY	4	at Louisiana (12/04/2021)
	4	Ga. Southern (11/27/2021)
	4	at Arkansas St. (11/06/2021)
	4	Coastal Carolina (10/20/2021)
	4	at Georgia St. (10/02/2021)
	4	East Carolina (09/02/2021)
FIRST DOWNS	39	Marshall (09/23/2021)
PENALTIES	8	at Troy (11/20/2021)
	8	South Alabama (11/13/2021)
PENALTY YARDS	85	at Arkansas St. (11/06/2021)
TURNOVERS	4	South Alabama (11/13/2021)
	4	at Louisiana (10/12/2021)
PUNTS	8	at Louisiana (12/04/2021)
PUNTING AVG	46.0	Ga. Southern (11/27/2021)
LONG PUNT	57	Ga. Southern (11/27/2021)
PUNTS INSIDE 20	3	at Georgia St. (10/02/2021)
	3	Marshall (09/23/2021)
	3	Elon (09/18/2021)
LONG PUNT RETURN	27	at Troy (11/20/2021)

App State - Individual Game Highs

RUSHES	25	Camerun Peoples vs Marshall (09/23/2021)
YARDS RUSHING	187	Nate Noel vs Marshall (09/23/2021)
TD RUSHES	3	Camerun Peoples vs Marshall (09/23/2021)
LONG RUSH	46	Nate Noel vs East Carolina (09/02/2021)
PASS ATTEMPTS	39	Chase Brice vs Marshall (09/23/2021)
PASS COMPLETIONS	24	Chase Brice vs Marshall (09/23/2021)
YARDS PASSING	347	Chase Brice vs Coastal Carolina (10/20/2021)
TD PASSES	4	Chase Brice vs ULM (10/30/2021)
LONG PASS	80	Chase Brice at Georgia St. (10/02/2021)
RECEPTIONS	10	Malik Williams vs Coastal Carolina (10/20/2021)
	10	Corey Sutton vs Marshall (09/23/2021)
YARDS RECEIVING	206	Malik Williams vs Coastal Carolina (10/20/2021)
TD RECEPTIONS	2	Caleb Spurlin vs ULM (10/30/2021)
LONG RECEPTION	80	Christian Wells at Georgia St. (10/02/2021)
PUNTS	8	Xavier Subotsch at Louisiana (12/04/2021)
PUNTING AVG	46.0	Xavier Subotsch vs Ga. Southern (11/27/2021)
LONG PUNT	57	Xavier Subotsch vs Ga. Southern (11/27/2021)
PUNTS INSIDE 20	3	Xavier Subotsch at Georgia St. (10/02/2021)
	3	Xavier Subotsch vs Marshall (09/23/2021)
	3	Xavier Subotsch vs Elon (09/18/2021)
LONG PUNT RETURN	27	Malik Williams at Troy (11/20/2021)
LONG KICKOFF RETURN	100	Jalen Virgil at Miami (FL) (09/11/2021)
TACKLES	14	D'Marco Jackson vs Marshall (09/23/2021)
SACKS	3	D'Marco Jackson vs Elon (09/18/2021)
TACKLES FOR LOSS	4.5	D'Marco Jackson vs Elon (09/18/2021)



**2021-22 App State Football
Opponent Match Highs
All games**

Page 1/1
as of Dec 07, 2021

Opponent - Game Highs

RUSHES	51	ULM (10/30/2021)
YARDS RUSHING	246	at Louisiana (10/12/2021)
YARDS PER RUSH	5.6	at Louisiana (10/12/2021)
TD RUSHES	5	at Louisiana (10/12/2021)
PASS ATTEMPTS	41	East Carolina (09/02/2021)
PASS COMPLETIONS	22	East Carolina (09/02/2021)
	22	Elon (09/18/2021)
YARDS PASSING	295	East Carolina (09/02/2021)
YARDS PER PASS	12.7	Coastal Carolina (10/20/2021)
TD PASSES	2	East Carolina (09/02/2021)
	2	at Arkansas St. (11/06/2021)
TOTAL PLAYS	77	at Georgia St. (10/02/2021)
TOTAL OFFENSE	455	at Louisiana (10/12/2021)
YARDS PER PLAY	6.7	Coastal Carolina (10/20/2021)
POINTS	41	at Louisiana (10/12/2021)
SACKS BY	3	at Louisiana (12/04/2021)
FIRST DOWNS	25	at Miami (FL) (09/11/2021)
PENALTIES	9	at Louisiana (10/12/2021)
PENALTY YARDS	97	at Louisiana (10/12/2021)
TURNOVERS	5	ULM (10/30/2021)
PUNTS	8	Elon (09/18/2021)
	8	Ga. Southern (11/27/2021)
PUNTING AVG	49.3	at Louisiana (10/12/2021)
LONG PUNT	61	Marshall (09/23/2021)
PUNTS INSIDE 20	6	at Miami (FL) (09/11/2021)
LONG PUNT RETURN	14	at Miami (FL) (09/11/2021)

Opponent - Game Lows

RUSHES	19	at Troy (11/20/2021)
YARDS RUSHING	33	at Troy (11/20/2021)
YARDS PER RUSH	1.7	at Troy (11/20/2021)
TD RUSHES	0	Ga. Southern (11/27/2021)
	0	at Troy (11/20/2021)
	0	South Alabama (11/13/2021)
	0	at Arkansas St. (11/06/2021)
	0	at Georgia St. (10/02/2021)
	0	East Carolina (09/02/2021)
PASS ATTEMPTS	21	at Troy (11/20/2021)
PASS COMPLETIONS	11	Ga. Southern (11/27/2021)
	11	at Troy (11/20/2021)
	11	ULM (10/30/2021)
YARDS PASSING	107	Ga. Southern (11/27/2021)
YARDS PER PASS	4.5	Ga. Southern (11/27/2021)
TD PASSES	0	Elon (09/18/2021)
	0	Ga. Southern (11/27/2021)
	0	at Miami (FL) (09/11/2021)
TOTAL PLAYS	40	at Troy (11/20/2021)
TOTAL OFFENSE	142	at Troy (11/20/2021)
YARDS PER PLAY	2.8	Ga. Southern (11/27/2021)
POINTS	3	Ga. Southern (11/27/2021)
SACKS BY	0	at Troy (11/20/2021)
	0	South Alabama (11/13/2021)
	0	ULM (10/30/2021)
	0	Coastal Carolina (10/20/2021)
FIRST DOWNS	6	at Troy (11/20/2021)
PENALTIES	2	South Alabama (11/13/2021)
	2	ULM (10/30/2021)
PENALTY YARDS	10	ULM (10/30/2021)



**2021-22 App State Football
Opponent Individual Match Highs
All games**

Page 1/1
as of Dec 07, 2021

Opponent - Individual Game Highs

RUSHES	20	Jiya Wright vs ULM (10/30/2021)
YARDS RUSHING	117	Emani Bailey at Louisiana (12/04/2021)
TD RUSHES	2 2	Shermari Jones vs Coastal Carolina (10/20/2021) Chris Smith at Louisiana (10/12/2021)
LONG RUSH	68	Jakyle Holmes vs ULM (10/30/2021)
PASS ATTEMPTS	40	Holton Ahlers vs East Carolina (09/02/2021)
PASS COMPLETIONS	22 22	Davis Cheek vs Elon (09/18/2021) Holton Ahlers vs East Carolina (09/02/2021)
YARDS PASSING	295	Holton Ahlers vs East Carolina (09/02/2021)
TD PASSES	2 2	Layne Hatcher at Arkansas St. (11/06/2021) Holton Ahlers vs East Carolina (09/02/2021)
LONG PASS	74	Grayson McCall vs Coastal Carolina (10/20/2021)
RECEPTIONS	7	Jalen Tolbert vs South Alabama (11/13/2021)
YARDS RECEIVING	108	Jalen Tolbert vs South Alabama (11/13/2021)
TD RECEPTIONS	1 1 1 1 1 1 1 1 1 1 1 1 1 1 1	Michael Jefferson at Louisiana (12/04/2021) Deshon Stoudemire at Troy (11/20/2021) Jacob Hopper vs South Alabama (11/13/2021) Ross Painter at Arkansas St. (11/06/2021) Emmanuel Stevenson at Arkansas St. (11/06/2021) Dariyan Wiley vs ULM (10/30/2021) Kameron Brown vs Coastal Carolina (10/20/2021) Kyren Lacy at Louisiana (10/12/2021) Tailique Williams at Georgia St. (10/02/2021) Xavier Gaines vs Marshall (09/23/2021) Keaton Mitchell vs East Carolina (09/02/2021) Ryan Jones vs East Carolina (09/02/2021)
LONG RECEPTION	74	Kameron Brown vs Coastal Carolina (10/20/2021)
FIELD GOALS	3 3 3	Noel Ruiz at Georgia St. (10/02/2021) Shane Ciucci vs Marshall (09/23/2021) Andres Borregales at Miami (FL) (09/11/2021)
LONG FIELD GOALS	50	Massimo Biscardi vs Coastal Carolina (10/20/2021)
PUNTS	8 8	Anthony Beck II vs Ga. Southern (11/27/2021) Jeff Yurk vs Elon (09/18/2021)
PUNTING AVG	49.3	Rhys Byrns at Louisiana (10/12/2021)
LONG PUNT	61	Robert LeFevre vs Marshall (09/23/2021)
PUNTS INSIDE 20	6	Lou Hedley at Miami (FL) (09/11/2021)
LONG PUNT RETURN	14	Tyrique Stevenson at Miami (FL) (09/11/2021)
LONG KICKOFF RETURN	97	Rasheen Ali vs Marshall (09/23/2021)
TACKLES	19	Carlton Martial at Troy (11/20/2021)
SACKS	2	Zi'Yon Hill at Louisiana (12/04/2021)
TACKLES FOR LOSS	3	Charlie Gray vs Marshall (09/23/2021)
INTERCEPTIONS	1 1 1 1 1 1 1 1 1 1 1 1	Kyle Nixon at Troy (11/20/2021) KJ Robertson at Troy (11/20/2021) Darrell Luter Jr. vs South Alabama (11/13/2021) Devin Rockette vs South Alabama (11/13/2021) Jarius Reimonenq at Arkansas St. (11/06/2021) Eric Garror at Louisiana (10/12/2021) Brandon Bishop at Louisiana (10/12/2021) Micah Abraham vs Marshall (09/23/2021) Amari Carter at Miami (FL) (09/11/2021) Ja'Quan McMillian vs East Carolina (09/02/2021)



**2021-22 App State Football
Red-Zone Results
All games**

Page 1/1
as of Dec 07, 2021

App State Inside Opponent Red-Zone

Date	Opponent	Score	Times	Times	Total			Rush	Pass	FGs	Failed to score inside RZ					
			In RZ	Scored	Pts			TDs	TDs	Made	FGA	Down	Int	Fumb	Half	Game
09/02/2021	East Carolina	W 33-19	5	4	19	2		1	1	2	0	0	1	0	0	0
09/11/2021	at Miami (FL)	L 23-25	2	2	9	1		0	1	1	1	0	0	0	0	0
09/18/2021	Elon	W 44-10	5	5	31	4		4	0	1	1	0	0	0	0	0
09/23/2021	Marshall	W 31-30	4	3	21	3		3	0	0	0	0	0	0	0	1
10/02/2021	at Georgia St.	W 45-16	1	1	7	1		0	1	0	0	0	0	0	0	0
10/12/2021	at Louisiana	L 13-41	3	3	13	1		1	0	2	2	0	0	0	0	0
10/20/2021	Coastal Carolina	W 30-27	3	2	10	1		1	0	1	1	0	0	1	0	0
10/30/2021	ULM	W 59-28	7	7	45	6		2	4	1	1	0	0	0	0	0
11/06/2021	at Arkansas St.	W 48-14	4	4	20	2		1	1	2	2	0	0	0	0	0
11/13/2021	South Alabama	W 31-7	4	4	25	3		1	2	1	1	0	0	0	0	0
11/20/2021	at Troy	W 45-7	7	6	38	5		3	2	1	2	0	0	0	0	0
11/27/2021	Ga. Southern	W 27-3	1	1	3	0		0	0	1	1	0	0	0	0	0
12/04/2021	at Louisiana	L 16-24	1	1	3	0		0	0	1	1	0	0	0	0	0
Totals 43 of 47 (91.5%)			47	43	244	29		17	12	14	13	0	1	1	0	1

Opponents Inside App State Red-Zone

Date	Opponent	Score	Times	Times	Total			Rush	Pass	FGs	Failed to score inside RZ					
			In RZ	Scored	Pts			TDs	TDs	Made	FGA	Down	Int	Fumb	Half	Game
09/02/2021	East Carolina	W 33-19	2	2	6	0		0	0	2	0	0	0	0	0	0
09/11/2021	Miami (FL)	L 23-25	5	4	20	2		2	0	2	3	0	0	0	0	0
09/18/2021	Elon	W 44-10	2	1	7	1		1	0	0	0	0	1	0	0	0
09/23/2021	Marshall	W 31-30	4	3	13	1		1	0	2	3	0	0	0	0	0
10/02/2021	Georgia St.	W 45-16	3	3	9	0		0	0	3	3	0	0	0	0	0
10/12/2021	Louisiana	L 13-41	6	5	34	5		4	1	0	0	0	1	0	0	0
10/20/2021	Coastal Carolina	W 30-27	2	2	14	2		2	0	0	0	0	0	0	0	0
10/30/2021	ULM	W 59-28	4	3	21	3		2	1	0	0	0	0	1	0	0
11/06/2021	Arkansas St.	W 48-14	3	2	14	2		0	2	0	0	0	1	0	0	0
11/13/2021	South Alabama	W 31-7	3	0	0	0		0	0	0	0	2	1	0	0	0
11/20/2021	Troy	W 45-7	0	0	0	0		0	0	0	0	0	0	0	0	0
11/27/2021	Ga. Southern	W 27-3	1	1	3	0		0	0	1	1	0	0	0	0	0
12/04/2021	Louisiana	L 16-24	3	2	10	1		0	1	1	1	1	0	0	0	0
Totals 28 of 38 (73.7%)			38	28	151	17		12	5	11	11	3	4	1	0	0



2021-22 App State Football Games Played All games

Page 1/2
as of Dec 07, 2021

##	Player	GP-GS	ECU	Miami	Elon	Marsh	GSU	LA	CCU	ULM	ASU	USA	TROY	GS	LA
0	Milan Tucker	12/0	XXX	XXX	...	XXX	XXX	XXX	XXX	XXX	XXX	XXX	XXX	XXX	XXX
2	Corey Sutton	13/13	START	START	START	START	START	START	START	START	START	START	START	START	START
2	Kaleb Dawson	4/0	XXX	XXX	XXX	XXX
3	Jacoby Pinckney	0/0
3	Shaun Jolly	9/9	START	START	START	START	START	START	START	START	START
4	Daetrich Harrington	5/0	XXX	XXX	XXX	XXX	XXX
4	Nicholas Ross	12/2	START	XXX	START	XXX	XXX	XXX	XXX	XXX	XXX	XXX	XXX	...	XXX
5	Thomas Hennigan	13/12	START	START	START	START	START	START	START	START	START	START	START	XXX	START
6	Steven Jones	13/12	START	START	START	START	START	START	XXX	START	START	START	START	START	START
6	Camerun Peoples	11/4	START	START	START	START	XXX	XXX	XXX	XXX	XXX	XXX	XXX
7	Trey Cobb	13/13	START	START	START	START	START	START	START	START	START	START	START	START	START
7	Chase Brice	13/13	START	START	START	START	START	START	START	START	START	START	START	START	START
8	Jacob Huesman	5/0	XXX	...	XXX	XXX	XXX	XXX	...
8	Donte Small	12/0	XXX	XXX	XXX	XXX	XXX	XXX	...	XXX	XXX	XXX	XXX	XXX	XXX
9	Demetrius Taylor	13/13	START	START	START	START	START	START	START	START	START	START	START	START	START
9	Jahmir Smith	5/0	XXX	...	XXX	XXX	...	XXX	XXX
10	Tim Frizzell	5/0	XXX	XXX	XXX	XXX	XXX
10	DC Tabscott	0/0
11	Jalen Virgil	11/0	XXX	XXX	XXX	XXX	...	XXX	...	XXX	XXX	XXX	XXX	XXX	XXX
11	Jordan Favors	0/0
12	Madison Cone	12/7	XXX	START	XXX	START	...	XXX	START	START	START	START	START	XXX	XXX
12	Navy Shuler	1/0	XXX
13	Kaiden Smith	9/9	START	START	START	START	START	START	START	START	START
13	Christan Horn	13/0	XXX	XXX	XXX	XXX	XXX	XXX	XXX	XXX	XXX	XXX	XXX	XXX	XXX
14	Malik Williams	13/6	START	START	START	XXX	START	XXX	XXX	XXX	XXX	START	XXX	XXX	START
14	Travis McNichols Jr.	3/0	XXX	XXX	XXX
15	T.D. Roof	12/7	XXX	START	START	XXX	XXX	XXX	XXX	START	START	START	START	...	START
15	Andre Goodman	0/0
16	Christian Wells	13/0	XXX	XXX	XXX	XXX	XXX	XXX	XXX	XXX	XXX	XXX	XXX	XXX	XXX
17	Dashaun Davis	13/0	XXX	XXX	XXX	XXX	XXX	XXX	XXX	XXX	XXX	XXX	XXX	XXX	XXX
18	Mike Evans	12/8	XXX	XXX	XXX	START	...	START	START	START	START	START	START	START	XXX
18	Stuart Head	0/0
19	Austyn Chestnut	3/0	XXX	XXX	XXX	...
19	Mike Smith Jr.	10/0	...	XXX	XXX	XXX	...	XXX	...	XXX	XXX	XXX	XXX	XXX	XXX
20	Je'Mari Littlejohn	0/0
20	Nate Noel	13/9	XXX	XXX	XXX	XXX	START	START	START	START	START	START	START	START	START
21	Ryan Huff	11/11	START	START	START	START	START	START	START	START	START	START	START
21	Elijah Johnson	2/0	XXX	XXX	...
22	Brooks Brock	0/0
22	Dalton Stroman	0/0
24	Jonathan Streeter	0/0
25	Sean Horton	0/0
25	Jackson Greene	12/0	XXX	XXX	XXX	XXX	...	XXX	XXX	XXX	XXX	XXX	XXX	XXX	XXX
26	Michael Hetzel	0/0
26	Caden Sullivan	1/0	XXX
27	Ronald Clarke	13/2	XXX	XXX	START	START	XXX	XXX	XXX	XXX	XXX	XXX	XXX	XXX	XXX
28	KeSean Brown	11/0	XXX	XXX	XXX	XXX	XXX	XXX	XXX	XXX	XXX	XXX	XXX
29	Brendan Harrington	12/7	START	START	...	START	START	START	START	XXX	XXX	XXX	XXX	START	XXX
30	Clayton Howell	13/0	XXX	XXX	XXX	XXX	XXX	XXX	XXX	XXX	XXX	XXX	XXX	XXX	XXX
30	Zareon Hayes	0/0
31	Nick Hampton	13/12	START	XXX	START	START	START	START	START	START	START	START	START	START	START
33	Jordan Mitchell	0/0
33	Logan Cruce	0/0
34	Jourdan Heilig	13/0	XXX	XXX	XXX	XXX	XXX	XXX	XXX	XXX	XXX	XXX	XXX	XXX	XXX
35	Jalen McLeod	13/0	XXX	XXX	XXX	XXX	XXX	XXX	XXX	XXX	XXX	XXX	XXX	XXX	XXX
35	Gerry Snyder	0/0
36	Haigler Kevon	8/0	XXX	...	XXX	...	XXX	XXX	XXX	XXX	XXX	XXX	...
37	Michael Hughes	13/0	XXX	XXX	XXX	XXX	XXX	XXX	XXX	XXX	XXX	XXX	XXX	XXX	XXX
37	Nathan Kibambe	0/0
39	Xavier Subotsch	13/0	XXX	XXX	XXX	XXX	XXX	XXX	XXX	XXX	XXX	XXX	XXX	XXX	XXX



2021-22 App State Football Games Played All games

Page 2/2
as of Dec 07, 2021

##	Player	GP-GS	ECU	Miami	Elon	Marsh	GSU	LA	CCU	ULM	ASU	USA	TROY	GS	LA
39	Isaac Johnson	0/0
40	Logan Doublin	13/0	XXX	XXX	XXX	XXX	XXX	XXX	XXX	XXX	XXX	XXX	XXX	XXX	XXX
41	Reed Harper	0/0
42	Christian Johnstone	13/0	XXX	XXX	XXX	XXX	XXX	XXX	XXX	XXX	XXX	XXX	XXX	XXX	XXX
43	Hansky Paillant	13/0	XXX	XXX	XXX	XXX	XXX	XXX	XXX	XXX	XXX	XXX	XXX	XXX	XXX
44	Anderson Castle	13/0	XXX	XXX	XXX	XXX	XXX	XXX	XXX	XXX	XXX	XXX	XXX	XXX	XXX
45	Gabe Montgomery	8/0	XXX	XXX	XXX	XXX	XXX	XXX	XXX	XXX
45	Trevor Moffitt	0/0
46	Chris Washington	0/0
46	Peter Hennigan	1/0	XXX
47	Colin Guentensberger	0/0
48	DeShawn McKnight	9/0	XXX	...	XXX	...	XXX	XXX	...	XXX	XXX	XXX	XXX	XXX	...
49	Nate Blanton	0/0
50	DeAndre Dingle-Prince	13/0	XXX	XXX	XXX	XXX	XXX	XXX	XXX	XXX	XXX	XXX	XXX	XXX	XXX
51	Baer Hunter	13/12	START	START	START	START	START	START	START	START	START	START	XXX	START	START
51	Tyler Bird	13/1	XXX	XXX	XXX	XXX	XXX	XXX	XXX	XXX	XXX	XXX	START	XXX	XXX
52	D'Marco Jackson	13/13	START	START	START	START	START	START	START	START	START	START	START	START	START
53	Troy Everett	2/0	XXX	XXX
54	Lyle Hiers	0/0
55	Seth Williams	3/0	XXX	XXX	XXX
56	Kyle Arnholt	0/0
57	Trey Schaneville	0/0
58	Grant Daley	0/0
59	Justin Isler	0/0
63	Jayden Ramsey	2/0	XXX	XXX
64	Chris Lyle	0/0
65	Gage Blackston	0/0
66	Luke Smith	10/2	XXX	XXX	...	XXX	XXX	XXX	XXX	START	XXX	START	XXX
67	Cole Essek	0/0
68	Isaiah Helms	12/11	START	START	START	START	START	START	START	START	START	...	START	XXX	START
70	Cooper Hodges	13/13	START	START	START	START	START	START	START	START	START	START	START	START	START
72	Larry Dowdy	0/0
73	Jaden Lindsay	0/0
74	Anderson Hardy	13/13	START	START	START	START	START	START	START	START	START	START	START	START	START
75	Damion Daley	13/13	START	START	START	START	START	START	START	START	START	START	START	START	START
76	Austin Reeves	0/0
77	Colston Powers	0/0
78	Craig McFarland	10/0	...	XXX	XXX	XXX	...	XXX	XXX	XXX	XXX	XXX	XXX	XXX	...
79	Sammy Henderson	0/0
80	AJ Hall	1/0	XXX	...
81	Miller Gibbs	12/2	XXX	...	XXX	XXX	XXX	XXX	XXX	XXX	START	XXX	START	XXX	XXX
82	Jaquan Lowman	0/0
83	Coen Sutton	0/0
84	Da'Shawn Brown	0/0
85	David Larkins	2/0	XXX	XXX
86	Trey Ross	1/0	XXX
87	Eli Wilson	10/0	XXX	XXX	XXX	...	XXX	XXX	XXX	XXX	XXX	XXX	XXX
88	Henry Pearson	10/10	START	START	START	START	START	START	START	START	START	START
89	August Drews	1/0	XXX
90	Dorian Pickett	5/0	XXX	XXX	XXX	XXX	XXX	...
91	Chandler Staton	13/0	XXX	XXX	XXX	XXX	XXX	XXX	XXX	XXX	XXX	XXX	XXX	XXX	XXX
91	Tommy Dawkins	13/0	XXX	XXX	XXX	XXX	XXX	XXX	XXX	XXX	XXX	XXX	XXX	XXX	XXX
92	Markell Samuel	1/0	XXX
93	Karon White	3/0	XXX	...	XXX	XXX
94	Stephen Passeggiata	0/0
95	Jamar Rucks	0/0
97	Caleb Spurlin	13/13	START	START	START	START	START	START	START	START	START	START	START	START	START
99	Jordan Earle	13/13	START	START	START	START	START	START	START	START	START	START	START	START	START

2021 BREAKDOWN



GAME-BY-GAME LEADERS

OPPONENT	RUSHING	PASSING	RECEIVING	ALL-PURPOSE	TACKLES
ECU	Noel (126)	Brice (259)	Hennigan (114)	Noel (129)	Jackson (8)
Miami	Peoples (95)	Brice (199)	Sutton (60)	Virgil (125)	Jackson (10)
Elon	Peoples (80)	Brice (293)	Sutton (128)	Williams (138)	Jackson (13)
Marshall	Noel (187)	Brice (284)	Sutton (127)	Noel (184)	Jackson (14)
Georgia State	Noel (74)	Brice (326)	Sutton (106)	Williams (153)	Jackson (9)
Louisiana	Noel (40)	Brice (135)	Williams (38)	Virgil (91)	Smith (10)
C. Carolina	Noel (82)	Brice (347)	Williams (206)	Williams (214)	Jackson (11)
ULM	Noel (132)	Brice (256)	Sutton (77)	Noel (132)	Cobb (12)
Arkansas State	Noel (122)	Brice (163)	Hennigan (69)	Noel (122)	Jackson (9)
So. Alabama	Peoples (90)	Brice (195)	Virgil (57)	Cobb (110)	Hampton (8)
Troy	Noel (102)	Brice (212)	Hennigan (85)	Noel (104)	Jackson (5)
Ga. Southern	Castle (31)	Brice (235)	Hennigan (111)	Virgil (136)	Smith (9)
Louisiana (SBC)	Peoples (61)	Brice (119)	Hennigan (71)	Virgil (89)	Smith (12)

MISCELLANEOUS INFO

OPPONENT	COIN TOSS	CHOICE	1ST APP PLAY	1ST SERIES	OPPONENT	LENGTH	TOPS	PANTS	HELMETS	GAME CAPTAINS
ECU	ECU	Accepts	Incomplete pass	Punt	Punt	3:23	Black	Black	Black	5, 51, 52, 97
Miami	Miami	Defers	Williams 2 yd catch	Punt	Punt	3:33	White	White	Black	9, 15, 39, 70
Elon	Elon	Accepts	Peoples 7 yd run	Lost fumble	Punt	3:12	Black	Gold	Black (1989 logo)	5, 9, 15, 51
Marshall	App State	Defers	Hennigan 28 yd catch	TD	Punt	3:40	Black	Black	Black	39, 52, 70, 97
Georgia State	Ga. State	Accepts	Noel 5 yd run	TD	INT	3:13	White	Black	White (gold stripe)	9, 13, 15, 51
Louisiana	App State	Defers	Noel 1 yd run	FG	TD	3:19	White	Gold	Gold	5, 15, 39, 52
Coastal Carolina	App State	Accepts	Incomplete pass	TO on downs	TD	3:24	Black	Black	Black	9, 39, 70, 9
ULM	ULM	Defers	Noel 5 yd run	TO on downs	Punt	3:04	Black	Black	Black	5, 51, 52, 70
Arkansas State	App State	Defers	Incomplete pass	TD	Punt	3:04	White	White	White	5, 9, 39, 97
South Alabama	USA	Defers	Noel 1 yd run	Punt	Punt	3:06	Black	Gold	Black	9, 15, 39, 70
Troy	App State	Defers	Noel 22 yd run	FG	Fumble	3:00	White	Gold	Black	5, 15, 52, 70
Georgia Southern	App State	Defers	Hennigan 18 yd catch	TD	Fumble	2:55	Black	Black	Black	5, 9, 52, 97
Louisiana (SBC)	App State	Defers	Noel 7 yd run	Punt	TD	3:45	White	Black	Black	5, 9, 52, 97

2021 STARTING LINEUPS

OFFENSE	LT	LG	C	RG	RT	WR	WR	WR/TE	TE	QB	RB
ECU	Hardy	Daley	Hunter	Helms	Hodges	Hennigan	Sutton	Williams	Pearson	Brice	Peoples
Miami	Hardy	Daley	Hunter	Helms	Hodges	Hennigan	Sutton	Williams	Pearson	Brice	Peoples
Elon	Hardy	Daley	Hunter	Helms	Hodges	Hennigan	Sutton	Williams	Pearson	Brice	Peoples
Marshall	Hardy	Daley	Hunter	Helms	Hodges	Hennigan	Sutton	Evans	Pearson	Brice	Peoples
Georgia State	Hardy	Daley	Hunter	Helms	Hodges	Hennigan	Sutton	Williams	Pearson	Brice	Noel
Louisiana	Hardy	Daley	Hunter	Helms	Hodges	Hennigan	Sutton	Evans	Pearson	Brice	Noel
Coastal Carolina	Hardy	Daley	Hunter	Helms	Hodges	Hennigan	Sutton	Evans	Pearson	Brice	Noel
ULM	Hardy	Daley	Hunter	Helms	Hodges	Hennigan	Sutton	Evans	Pearson	Brice	Noel
Arkansas State	Hardy	Daley	Hunter	Helms	Hodges	Hennigan	Sutton	Gibbs	Evans	Brice	Noel
South Alabama	Hardy	Daley	Hunter	Smith	Hodges	Hennigan	Sutton	Williams	Evans	Brice	Noel
Troy	Hardy	Daley	Hunter	Helms	Hodges	Hennigan	Sutton	Gibbs	Evans	Brice	Noel
Ga. Southern	Hardy	Daley	Hunter	Helms	Hodges	Hennigan	Sutton	Evans	Pearson	Brice	Noel
Louisiana (SBC)	Hardy	Daley	Hunter	Helms	Hodges	Hennigan	Sutton	Williams	Pearson	Brice	Noel

DEFENSE	DE	NT	DE	OLB	ILB	ILB	OLB	SS	FS	CB	CB
ECU	Taylor	Earle	Spurlin	Harrington	Jackson	Cobb	Hampton	Ross	Huff	Jolly	Jones Jr.
Miami	Taylor	Earle	Spurlin	Harrington	Jackson	Cobb	Roof	Cone	Huff	Jolly	Jones Jr.
Elon	Taylor	Earle	Spurlin	Roof	Jackson	Cobb	Hampton	Ross	Clarke	Jolly	Jones Jr.
Marshall	Taylor	Earle	Spurlin	Harrington	Jackson	Cobb	Hampton	Cone	Clarke	Jolly	Jones Jr.
Georgia State	Taylor	Earle	Spurlin	Harrington	Jackson	Cobb	Hampton	Smith	Huff	Jolly	Jones Jr.
Louisiana	Taylor	Earle	Spurlin	Harrington	Jackson	Cobb	Hampton	Smith	Huff	Jolly	Jones Jr.
Coastal Carolina	Taylor	Earle	Spurlin	Harrington	Jackson	Cobb	Hampton	Smith	Huff	Jolly	Cone
ULM	Taylor	Earle	Spurlin	Roof	Jackson	Cobb	Hampton	Smith	Huff	Cone	Jones Jr.
Arkansas State	Taylor	Earle	Spurlin	Roof	Jackson	Cobb	Hampton	Smith	Huff	Cone	Jones Jr.
South Alabama	Taylor	Earle	Spurlin	Roof	Jackson	Cobb	Hampton	Smith	Huff	Cone	Jones Jr.
Troy	Taylor	Earle	Spurlin	Roof	Jackson	Cobb	Hampton	Smith	Huff	Cone	Jones Jr.
Ga. Southern	Taylor	Earle	Spurlin	Harrington	Jackson	Cobb	Hampton	Smith	Huff	Jolly	Jones Jr.
Louisiana (SBC)	Taylor	Earle	Spurlin	Roof	Jackson	Cobb	Hampton	Smith	Huff	Jolly	Jones Jr.

2021 SCORING DRIVES

APP STATE

Opp.	Qtr	Clock	Scoring Play	Plays	Yds	Time
ECU	1st	6:24	Hennigan 34 yd pass from Brice	7	66	2:56
ECU	1st	0:50	Peoples 21 yd run	9	78	4:27
ECU	2nd	9:13	Staton 21 yd FG	11	80	4:11
ECU	2nd	2:29	Staton 43 yd FG	11	51	5:06
ECU	3rd	8:19	Sutton 18 yd pass from Brice	2	86	0:26
ECU	4th	12:19	Peoples 12 yd run	3	60	1:37
UM	1st	5:20	Peoples 28 yd run	9	69	3:41
UM	2nd	6:07	Virgil 100 yd kickoff return			
UM	3rd	9:21	Staton 22 yd FG	11	70	4:11
UM	4th	5:48	Williams 3 yd pass from Brice	8	75	3:27
ELON	1st	5:24	Williams 47 yd pass from Brice	4	85	1:36
ELON	2nd	12:41	Staton 44 yd FG	10	48	3:42
ELON	2nd	0:01	Staton 45 yd FG	8	62	1:34
ELON	3rd	8:29	Brice 1 yd run	7	55	3:08
ELON	3rd	5:58	Peoples 1 yd run	2	5	0:39
ELON	4th	10:35	Peoples 18 yd run	3	50	1:06
ELON	4th	4:19	Staton 28 yd FG	10	56	4:07
ELON	4th	0:39	Castle 8 yd run	4	30	2:03
MAR	1st	9:38	Peoples 1 yd run	9	80	4:08
MAR	2nd	7:13	Peoples 2 yd run	15	75	5:23
MAR	2nd	0:04	Peoples 2 yd run	8	72	1:54
MAR	4th	14:09	Sutton 24 yd pass from Brice	6	91	1:41
MAR	4th	5:45	Staton 45 yd FG	10	52	4:32
GSU	1st	12:20	Noel 23 yd run	8	59	2:30
GSU	2nd	6:08	Williams 33 yd pass from Brice	12	87	4:27
GSU	3rd	8:05	Sutton 79 yd pass from Brice	1	79	0:17
GSU	3rd	5:44	Staton 48 yd FG	5	17	1:13
GSU	3rd	0:00	Gibbs 5 yd pass from Huesman	10	75	3:56
GSU	4th	13:23	Wells 80 yd pass from Brice	1	80	0:12
GSU	4th	10:51	Castle 22 yd run	3	34	1:20
UL	1st	5:58	Staton 31 yd FG	10	62	4:42
UL	2nd	0:44	Staton 27 yd FG	10	70	2:51
UL	3rd	8:19	Brice 7 yd run	13	51	4:45
CCU	2nd	14:02	Peoples 1 yd run	6	79	2:04
CCU	2nd	13:20	Williams 47 yd pass from Brice	3	48	0:42
CCU	3rd	9:39	Sutton 28 yd pass from Brice	5	75	2:14
CCU	3rd	1:43	Peoples 43 yd run	6	77	2:47
CCU	4th	0:00	Staton 24 yd FG	9	55	3:53
ULM	1st	7:08	Peoples 3 yd run	8	72	3:30
ULM	1st	4:26	Williams 16 yd pass from Brice	5	28	2:36
ULM	1st	2:08	Spurlin 1 yd pass from Brice	6	45	2:07
ULM	2nd	10:27	Peoples 26 yd run	10	73	3:17
ULM	2nd	7:11	Spurlin 1 yd pass from Brice	5	69	2:14
ULM	2nd	0:39	Sutton 14 yd pass from Brice	5	27	1:49
ULM	2nd	0:00	Jones 14 yd interception return			
ULM	3rd	8:05	Staton 31 yd field goal	7	61	2:30
ULM	4th	10:22	Noel 7 yd run	3	50	1:09
ASU	1st	8:15	Hennigan 34 yd pass from Williams	10	79	4:44
ASU	1st	7:22	Jones 47 yd interception return			
ASU	2nd	7:02	Noel 18 yd run	8	60	3:08
ASU	2nd	0:03	Staton 33 yd FG	12	57	5:20
ASU	3rd	7:12	Gibbs 10 yd pass from Chase	12	72	5:00
ASU	3rd	2:59	Peoples 27 yd run	6	48	2:15
ASU	4th	5:16	Staton 22 yd FG	15	92	8:49
ASU	4th	4:01	Jones 34 yd interception return			
USA	1st	2:39	Brice 6 yd run	10	85	5:09
USA	1st	1:43	Sutton 17 yd pass from Brice	2	21	0:40
USA	3rd	2:18	Staton 25 yd FG	12	88	5:02
USA	4th	8:23	Hennigan 14 yd pass from Brice	9	51	4:07
USA	4th	2:37	Cobb 100 yd interception return			
TROY	1st	7:36	Staton 24 yd FG	12	81	5:52
TROY	2nd	0:21	Sutton 21 yd pass from Brice	6	61	1:00
TROY	3rd	12:14	Hennigan 6 yd pass from Brice	6	64	2:46
TROY	3rd	12:00	Wilson 10 yd pass from Brice	1	10	0:08
TROY	3rd	5:08	Noel 5 yd run	8	45	3:57
TROY	4th	14:13	Harrington 2 yd run	9	58	4:53
TROY	4th	5:06	Smith 1 yd run	11	32	7:46
GS	1st	2:18	Williams 36 yd pass from Brice	8	80	3:06
GS	3rd	5:19	Staton 40 yd FG	4	0	1:12
GS	3rd	0:40	Virgil 97 yd kickoff return			
GS	4th	13:50	Hennigan 68 yd pass from Brice	1	68	0:10
GS	4th	6:27	Staton 36 yd FG	6	22	2:26
UL	2nd	2:38	Peoples 43 yd run	6	75	2:39
UL	3rd	8:06	Staton 36 yd FG	15	57	6:54
UL	4th	5:06	Hennigan 24 yd pass from Brice	12	83	3:10

OPPONENTS

Opp.	Qtr	Clock	Scoring Play	Plays	Yds	Time
ECU	1st	9:26	Mitchell 63 yd pass from Ahlers	5	80	3:02
ECU	3rd	8:53	Daffer 38 yd FG	10	66	1:37
ECU	4th	6:25	Daffer 39 yd FG	11	59	4:50
ECU	4th	2:10	Jones 38 yd pass from Ahlers	6	76	1:54
UM	1st	9:09	Chaney Jr. 1 yd run	3	6	0:49
UM	1st	0:53	Safety, punt snap through end zone			
UM	2nd	6:19	Borregales 27 yd FG	12	76	4:12
UM	3rd	13:32	Harris 12 yd run	6	75	1:28
UM	4th	9:15	Borregales 38 yd FG	5	12	2:05
UM	4th	0:55	Borregales 43 yd FG	10	55	3:36
ELON	1st	1:23	Davis 46 yd FG	8	46	4:01
ELON	3rd	0:47	Witherspoon 2 yd run	6	37	2:38
MAR	1st	5:36	Ciucci 22 yd FG	11	71	4:02
MAR	1st	0:39	Ciucci 33 yd FG	11	66	3:11
MAR	2nd	12:36	Gaines 56 yd pass from Wells	5	85	1:36
MAR	2nd	7:01	Ali 97 yd kickoff return			
MAR	3rd	7:54	Ciucci 46 yd FG	6	46	2:03
MAR	3rd	4:16	Ali 8 yd run	4	47	1:15
GSU	2nd	13:14	Ruiz 23 yd FG	12	54	4:33
GSU	2nd	1:55	Ruiz 32 yd FG	11	61	4:13
GSU	3rd	8:22	Ruiz 22 yd FG	11	84	4:06
GSU	4th	3:44	Williams 66 yd pass from Grainger	8	99	3:40
UL	1st	10:45	Lewis 3 yd run	8	75	4:15
UL	1st	3:22	Lacy 2 yd pass from Lewis	6	87	2:31
UL	1st	0:13	Smith 1 yd run	4	31	2:12
UL	3rd	13:11	Smith 21 yd run	2	19	0:46
UL	4th	10:38	Johnson 2 yd run	13	98	7:54
UL	4th	8:16	Bailey 26 yd run	4	39	2:11
CCU	1st	6:46	Jones 1 yd run	10	72	4:49
CCU	1st	1:11	Brown 74 yd pass from McCall	3	81	1:38
CCU	2nd	2:23	Biscardi 50 yd FG	6	19	2:59
CCU	2nd	0:00	Biscardi 46 yd FG	2	0	0:11
CCU	3rd	4:36	Jones 1 yd run	9	83	4:58
ULM	2nd	4:01	Wright 3 yd run	4	42	0:54
ULM	3rd	10:35	Wiley 13 yd pass from Wright	10	75	4:25
ULM	3rd	0:26	Alce 2 yd run	16	75	7:39
ULM	4th	9:58	Holmes 68 yd run (after fumble)	1	68	0:17
ASU	2nd	14:18	Stevenson 7 yd pass from Hatcher	9	55	3:08
ASU	2nd	10:18	Painter 20 yd pass from Hatcher	5	33	1:29
USA	2nd	3:50	Hopper 27 yd pass from Trotter	1	27	0:09
TROY	1st	6:15	Stoudemire 37 yd pass from Watson	4	75	1:21
GS	3rd	0:53	Williams 38 yd FG	11	69	4:20
UL	1st	9:55	Jefferson 27 yd pass from Lewis	9	75	5:05
UL	2nd	9:22	Lewis 56 yd run	7	92	1:56
UL	2nd	0:01	Snyder 33 yd FG	5	38	0:31
UL	4th	12:14	Bailey 35 yd run	7	72	2:36

GAME 1					FINAL	
East Carolina	6	0	3	10	—	19
APP STATE	14	6	7	6	—	33

Sept. 2 (Thursday) - Bank of America Stadium - Charlotte, N.C. - 36,752



GAME NOTES

App State won its season opener for the third straight year. It was the first season-opening win away from Boone since 2010 (42-41 at Chattanooga).

The Mountaineers improved to 20-12 all-time against the Pirates and snapped ECU's six-game winning streak in the series. This was the first matchup with both teams playing at the FBS level.

App State claimed its seventh straight victory over an in-state opponent, dating back to 2018.

The matchup was the Mountaineers' first against a team from the American Athletic Conference since App State joined the Sun Belt in 2014.

With their 64th win since the start of the 2015 season, the Mountaineers have the fifth-most in the country during that span behind only Alabama (80), Clemson (79), Ohio State (69) and Oklahoma (68).

App State had eight players make their Mountaineer debuts: true freshmen Michael Hughes, Deshawn McKnight and KaRon White; and transfers Chase Brice, Madison Cone, Isaiah Helms and Donte Small.

Making the first starts of their App State careers were QB Chase Brice, RG Isaiah Helms and senior SS Nick Ross.

The announced attendance of 36,752 officially set an App State record for the largest crowd at a "home" game in school history. The largest crowd in Kidd Brewer Stadium history remains 35,126 for the 2017 Wake Forest game.

App State had a pair of 100-yard rushers in its season opener (126 by Nate Noel, 100 by Camerun Peoples) for the second straight season.

Ten different players caught a pass, matching the 2020 season high that came in a road win vs. Texas State.

TEAM TOTALS	ECU	APP
FIRST DOWNS		
Total	20	25
Rushing	4	10
Passing	14	12
Penalty	2	3
RUSHING		
Total (Net)	96	226
Attempts	24	36
Avg. Per Rush	4.0	6.3
Rushing TDs	0	2
Yds. Gained	126	242
Yds. Lost	30	16
PASSING		
Total (Net)	300	259
Comp.-Att.-Int.	22-41-1	20-27-1
Avg. / Att.	7.3	9.6
Avg. / Comp.	13.6	13.0
TDs	2	2
TOTAL OFFENSE		
Yards	396	485
Plays	65	63
Avg. / Play	6.1	7.7
Fumbles - Lost	1-1	0-0
Penalties - Yds.	7-90	7-65
PUNTING		
Punts - Yds.	6-264	4-158
Avg. / Punt	44.0	39.5
Inside 20	2	2
50+ Yds.	1	0
Touchbacks	0	0
Fair Catch	5	3
KICKOFFS		
Total - Yds.	4-253	7-438
Avg. Yds. / Kickoff	63.3	62.6
Touchbacks	0	3
RETURNS		
Punt: Total - Yds. - TDs	1-3-0	1--4-0
Punt: Avg. / Return	3.0	-4.0
Kickoff: Total - Yds. - TDs	4-75-0	3-74-0
Kickoff: Avg. / Return	18.8	24.7
INT: Total - Yds. - TDs	1-20-0	1-0-0
Fumble: Total - Yds. - TDs	0-0-0	0-0-0
MISCELLANEOUS		
Misc. Yards	0	0
Poss. Time	27:57	32:03
3rd. Down Conv.	5 of 16	4 of 11
4th. Down Conversions	2 of 3	0 of 0
Red-Zone: Scores - Chances	2-2	4-5
Sacks: Total - Yds.	1-8	4-27
PAT: Total - Made	1-2	3-3
Field Goals: Total - Made	2-2	2-2

Mountaineers Envelop ECU in Uptown Charlotte

CHARLOTTE, N.C. — Country music star and App State alum Luke Combs was in town for his upcoming performance at The Rock, with fans filling Kidd Brewer Stadium for his highly anticipated concert.

Consider his song-leading cameo in a triumphant App State locker room at Bank of America Stadium a memorable warmup.

"I'm pretty parched right now," App State head coach Shawn Clark said to open his postgame press conference. "Had a chance to sing with Luke Combs in the locker room, so I enjoyed that."

No App State hearts were broken by how the home team looked in its 2021 debut.

Playing at the home of the NFL's Carolina Panthers, the Mountaineers had mayo-flavored mojo on their side as they went on a roll to claim a big lead and post a 33-19 victory against East Carolina of the American Athletic Conference. A record-setting crowd of 36,752 was on hand as App State used a 33-3 run to build a 33-9 lead in the Duke's Mayo Classic.

Chase Brice was nearly flawless through three quarters, throwing for 259 yards with touchdowns to Thomas Hennigan (114 receiving yards) and Corey Sutton, who each increased their career totals to 18 TD catches apiece. A new-look offensive line paved the way for two App State backs to surpass 100 rushing yards, as Nate Noel had 126 on 15 carries and Camerun Peoples scored twice on a 14-carry, 100-yard night.

Defensively, Ryan Huff came up with a key interception and the Mountaineers had four sacks, including two from Brendan Harrington. Nick Hampton and Tim Frizzell had back-to-back sacks leading up to Huff's pick and D'Marco Jackson led App State with eight tackles.

A 68-yard pass to Hennigan set up a third-quarter TD to Sutton, Noel had a 46-yard run to set up Peoples' second TD, and App State had an opportunity to increase the lead from 33-9 to 40-9, as Anderson Castle recovered a fumbled kickoff following big hits from Logan Dublin and Tyler Bird, but the team's lone turnover was an end-zone interception.

SCORING SUMMARY

Team	Qtr	Time	Scoring Play	Conv.	Plays	Time	Score
ECU	1st	9:26	Mitchell 63 yd pass from Ahlers	Kick failed	5-80	3:02	0-6
APP	1st	6:24	Hennigan 34 yd pass from Brice	Staton kick	2:56	7-6	
APP	1st	0:50	Peoples 21 yd run	Staton kick	9-78	4:27	14-6
APP	2nd	9:13	Staton 21 yd FG		11-80	4:11	17-6
APP	2nd	2:29	Staton 43 yd FG		11-51	5:06	20-6
ECU	3rd	8:53	Daffer 38 yd FG		10-66	1:37	20-9
APP	3rd	8:19	Sutton 18 yd pass from Brice	Staton kick	2-86	0:26	27-9
APP	4th	12:19	Peoples 12 yd run	Try failed	3-60	1:37	33-9
ECU	4th	6:25	Daffer 39 yd FG		11-59	4:50	33-12
ECU	4th	2:10	Jones 38 yd pass from Ahlers	Daffer kick	6-76	1:54	33-19

STAT LEADERS

ECU					APP STATE				
Rushing	Att.	Yds	TD		Rushing	Att.	Yds	TD	
Mitchell	4	50	0		Noel	15	126	0	
Harris	8	22	0		Peoples	14	100	2	
Ahlers	12	14	0		Brice	5	1	0	
Totals	24	86	0		Castle	2	-1	0	
Passing	Cmp-Att-Int	Yds	TD		Totals	36	226	2	
Ahlers	22-40-1	295	2		Passing	Cmp-Att-Int	Yds	TD	
Team	0-1-0	0	0		Brice	20-27-1	259	2	
Totals	22-41-1	295	2		Totals	20-27-1	259	2	
Receiving	No.	Yds	TD		Receiving	No.	Yds	TD	
Mitchell	5	79	1		Hennigan	4	114	1	
Harris	4	56	0		Sutton	4	52	1	
Snead	4	27	0		Virgil	2	27	0	
Hatfield	3	51	0		Wells	2	22	0	
Johnson	3	24	0		Horn	2	7	0	
Jones	1	38	0		Williams	2	3	0	
Omotoshio	1	10	0		Tucker	1	20	0	
Bivens	1	10	0		Gibbs	1	6	0	
Totals	22	295	2		Pearson	1	5	0	
					Noel	1	3	0	
					Totals	20	259	2	

GAME 2						FINAL
APP STATE	7	7	3	6	—	23
#22 Miami	9	3	7	6	—	25

Sept. 11 - Hard Rock Stadium - Miami Gardens, Fla. - 45,877



GAME NOTES

App State lost for the first time against a "Power Five" opponent since a 45-38 overtime defeat at No. 9 Penn State that started the 2018 season. The Mountaineers defeated both North Carolina and South Carolina in 2019.

In App State's last seven games against Power Five teams, the two Miami games are the only ones that didn't come down to the final play having a chance to win or tie the score, but the go-ahead score did come in the final two minutes of this game.

With Jalen Virgil's 100-yard kick return, App State scored a non-offensive touchdown in its fourth straight try against a Power 5 opponent. The others were Darrynton Evans' kick return at Penn State in 2018, Demetrius Taylor's scoop-and-score at North Carolina in 2019 and Nick Ross' pick six at South Carolina in 2019.

The Mountaineers fell to 0-8 against top-25 ranked opponents since moving up to FBS in 2014. The program's lone win against a top-25 team remains the historic upset of No. 5 Michigan in 2007.

This was App State's first game in the state of Florida since visiting the Gators in 2010 and just the second in the last 58 years.

Making the first starts of their App State careers were DB Madison Cone and OLB T.D. Roof

Malik Williams secured his 11th career touchdown reception on a 3-yard catch that gave the Mountaineers a 23-22 lead with 5:40 left in the game. The touchdown capped three straight connections from Chase Brice to Williams that made up 50 of the 80 yards in the scoring drive.

The App State defense racked up eight tackles for loss and held the Hurricanes to 5 of 16 on third downs.

TEAM TOTALS	APP	UM
FIRST DOWNS		
Total	19	25
Rushing	11	13
Passing	8	9
Penalty	0	3
RUSHING		
Total (Net)	127	175
Attempts	39	43
Avg. Per Rush	3.3	4.1
Rushing TDs	1	2
Yds. Gained	165	216
Yds. Lost	38	41
PASSING		
Total (Net)	199	200
Comp.-Att.-Int.	21-34-1	20-33-0
Avg. / Att.	5.9	6.1
Avg. / Comp.	9.5	10.0
TDs	1	0
TOTAL OFFENSE		
Yards	326	375
Plays	73	76
Avg. / Play	4.5	4.9
Fumbles - Lost	1-0	0-0
Penalties - Yds.	6-48	6-60
PUNTING		
Punts - Yds.	5-202	6-234
Avg. / Punt	40.4	39
Inside 20	2	6
50+ Yds.	0	0
Touchbacks	0	0
Fair Catch	0	3
KICKOFFS		
Total - Yds.	6-368	6-393
Avg. Yds. / Kickoff	61.3	65.5
Touchbacks	0	3
RETURNS		
Punt: Total - Yds. - TDs	0-0-0	3-26-0
Punt: Avg. / Return	0	8.7
Kickoff: Total - Yds. - TDs	2-119-1	4-68-0
Kickoff: Avg. / Return	59.5	17.0
INT: Total - Yds. - TDs	0-0-0	1-0-0
Fumble: Total - Yds. - TDs	0-0-0	0-0-0
MISCELLANEOUS		
Misc. Yards	0	0
Poss. Time	32:11	27:12
3rd. Down Conv.	5 of 15	5 of 16
4th. Down Conversions	1 of 3	0 of 0
Red-Zone: Scores - Chances	2-2	4-5
Sacks: Total - Yds.	2-12	1-2
PAT: Total - Made	2-2	2-2
Field Goals: Total - Made	1-1	3-4

App State Rallies Late, Falls Short Vs. #22 Miami

MIAMI GARDENS, Fla. — App State's visit to Miami turned into a track meet.

The speed of Jalen Virgil, a ball-hawking defense and the Mountaineers' entire team stood out on a steamy south Florida night against the high-powered Hurricanes, but 22nd-ranked Miami used a 43-yard field goal from Andres Borregales with 2:04 left to erase a one-point deficit and claim a 25-23 victory at Hard Rock Stadium.

Trailing 22-17 midway through the fourth quarter, App State (1-1) delivered an eight-play, 75-yard touchdown drive, highlighted by Chase Brice's deep completion to Malik Williams for a 41-yard gain to the Miami 9. A 6-yard catch by Williams then set up his 3-yard, go-ahead touchdown in the back of the end zone with 5:48 remaining.

The Hurricanes (1-1) answered with a 10-play, 55-yard drive to move back ahead, and App State advanced to its own 43-yard line before a fourth-and-6 pass fell incomplete with 55 seconds left.

"Very proud of our football team," App State head coach Shawn Clark said. "It's a hard, fun fact — in 24 hours, the sun's going to come up and we'll make App Nation proud when we get back to The Rock next Saturday. Looking forward to seeing all our fans next Saturday. Again, sorry we couldn't get it done, but very proud of our guys' effort."

Just like he did nine months ago, Virgil turned a deficit into a lead with a 100-yard kickoff return. Brice threw for 199 yards, and Camerun Peoples' 95-yard rushing performance included a 28-yard touchdown.

D'Marco Jackson led App State's defense with 10 tackles, T.D. Roof posted 2.0 sacks and Caleb Spurlin added a blocked field goal to go along with his seven stops.

App State's defense came up big in the first half, as Miami's first nine points came from a 6-yard touchdown drive after a turnover and a safety resulting from a special teams miscue.

The Mountaineers' special teams bounced back, with Spurlin's blocked field goal following the 100-yard return from Virgil.

SCORING SUMMARY

Team	Qtr	Time	Scoring Play	Conv.	Plays	Time	Score
UM	1st	9:09	Chaney Jr. 1 yd run	Borregales kick	3-6	0:49	0-7
APP	1st	5:20	Peoples 28 yd run	Staton kick	9-69	3:41	7-7
UM	1st	0:53	Safety, punt snap through end zone				7-9
UM	2nd	6:19	Borregales 27 yd FG		12-76	4:12	7-12
APP	2nd	6:07	Virgil 100 yd kickoff return	Staton kick			14-12
UM	3rd	13:32	Harris 12 yd run	Borregales kick	6-75	1:28	14-19
APP	3rd	9:21	Staton 22 yd FG		11-70	4:11	17-19
UM	4th	9:15	Borregales 38 yd FG		5-12	2:05	17-22
APP	4th	5:48	Williams 3 yd pass from Brice	Rush failed	8-75	3:27	23-22
UM	4th	0:55	Borregales 43 yd FG		10-55	3:36	23-25

STAT LEADERS

APP STATE					MIAMI				
Rushing	Att.	Yds	TD		Rushing	Att.	Yds	TD	
Peoples	17	95	1		Harris	18	91	1	
Noel	16	51	0		King	19	79	0	
Brice	4	7	0		Chaney Jr.	4	21	1	
Virgil	1	0	0		Team	2	-16	0	
Totals	39	127	1		Totals	43	175	2	
Passing	Cmp-Att-Int	Yds	TD		Passing	Cmp-Att-Int	Yds	TD	
Brice	21-34-1	199	1		King	20-33-0	200	0	
Totals	21-34-1	199	1		Totals	20-33-0	200	0	
Receiving	No.	Yds	TD		Receiving	No.	Yds	TD	
Sutton	7	60	0		Rambo	5	52	0	
Williams	5	57	1		Harley	5	27	0	
Hennigan	3	28	0		Smith	4	70	0	
Noel	2	11	0		Mallory	3	16	0	
Pearson	1	23	0		Restrepo	1	18	0	
Horn	1	9	0		Arroyo	1	11	0	
Virgil	1	6	0		Harris	2	6	0	
Evans	1	5	0		Wiggins	1	0	0	
Peoples	1	0	0		Totals	20	200	0	
Totals	21	199	1						

GAME 3						FINAL
Elon	3	0	7	0	—	10
APP STATE	7	6	14	17	—	44

Sept. 18 - Kidd Brewer Stadium - Boone, N.C. - 30,224



GAME NOTES
It was App State's eighth straight win in a Kidd Brewer Stadium season debut. The Mountaineers are 33-5 in games at Kidd Brewer since 2015.
App State claimed its eighth straight victory over an in-state opponent, dating back to 2018.
Making his first career start was DB Ronald Clarke at free safety.
Seven players made their App State debuts: Austyn Chestnut, Troy Everett, Justin Isler, Elijah Johnson, Jayden Ramsey, Jahmir Smith and Seth Williams.
The announced attendance of 30,224 was the eighth-biggest crowd in the history of Kidd Brewer Stadium. .
Chase Brice completed 19 of 25 passes for 293 yards, the most passing yards by a Mountaineer since Zac Thomas threw for 326 yards against Troy in 2019. Brice threw one touchdown and rushed for his first score as a Mountaineer.
It was the first game in which multiple Mountaineers had 100+ receiving yards since the 2017 Coastal Carolina game (Jalen Virgil 186, Ike Lewis 106).
Watauga High School alum Anderson Castle scored his first collegiate touchdown with a fourth-quarter, 8-yard rush to give the game its final 44-10 margin.
App State has held the opposing offense to less than 30 points in 16 straight games dating back to the 2019 season.
It was the 30th time that App State has allowed 10 points or less since moving to the FBS ranks in 2014.
T.D. Roof's 90-yard INT return was the Mountaineers' sixth interception return of 90+ yards in school history.

TEAM TOTALS	ELON	APP
FIRST DOWNS		
Total	14	24
Rushing	2	12
Passing	10	11
Penalty	2	1
RUSHING		
Total (Net)	66	187
Attempts	27	38
Avg. Per Rush	2.4	4.9
Rushing TDs	1	4
Yds. Gained	84	202
Yds. Lost	18	15
PASSING		
Total (Net)	225	341
Comp.-Att.-Int.	22-36-1	22-29-0
Avg. / Att.	6.3	11.8
Avg. / Comp.	10.2	15.5
TDs	0	1
TOTAL OFFENSE		
Yards	291	528
Plays	63	67
Avg. / Play	4.6	7.9
Fumbles - Lost	1-1	2-2
Penalties - Yds.	8-55	6-32
PUNTING		
Punts - Yds.	8-324	3-118
Avg. / Punt	40.5	39.3
Inside 20	4	3
50+ Yds.	1	0
Touchbacks	0	0
Fair Catch	3	1
KICKOFFS		
Total - Yds.	3-176	9-552
Avg. Yds. / Kickoff	58.7	61.3
Touchbacks	0	4
RETURNS		
Punt: Total - Yds. - TDs	0-0-0	3-8-0
Punt: Avg. / Return	0	2.7
Kickoff: Total - Yds. - TDs	3-45-0	2-57-0
Kickoff: Avg. / Return	15.0	28.5
INT: Total - Yds. - TDs	0-0-0	1-90-0
Fumble: Total - Yds. - TDs	1-1-0	0-0-0
MISCELLANEOUS		
Misc. Yards	0	0
Poss. Time	32:53	27:07
3rd. Down Conv.	4 of 14	3 of 10
4th. Down Conversions	0 of 0	1 of 1
Red-Zone: Scores - Chances	1-2	5-5
Sacks: Total - Yds.	1-0	3-11
PAT: Total - Made	1-1	5-5
Field Goals: Total - Made	1-1	3-3

App State Handles Elon In Front Of Sellout Crowd

BOONE, N.C. — A rainbow descended toward Kidd Brewer Stadium's new north end zone facility.

With an above-capacity crowd of 30,224 gathered for App State's first Boone-based home game with no crowd-size restrictions in 651 days, a 44-10 victory against Elon included a rich mix of gold and black at the end of The Rock's rainbow — along with a throwback white logo.

T.D. Roof's 90-yard interception return set up a third-quarter TD that gave the Mountaineers (2-1) a 27-3 lead on a day they honored Hall of Fame coach Jerry Moore by unveiling a statue and dedicating a plaza bearing his name. Black helmets with colorful stripes and white 'A' logos even paid tribute to Moore's first team in 1989.

Thirty-two years later, Moore was on hand as one of his mid-90s stars, Shawn Clark, coached in a full Kidd Brewer Stadium for the first time.

"We have the best fans in college football who are very passionate," Clark said. "It was exciting to come back to The Rock in our new \$50 million complex with a sold-out crowd. Our fans were here, they were behind us, and we appreciate that."

D'Marco Jackson delivered a career-high three sacks among his career-high 4.5 tackles for loss and career-high 13 stops to lead a stout defense. He's the first FBS player since 2014 and the first Sun Belt player ever with at least 13 tackles, 4.5 TFLs and 3.0 sacks in the same game.

Offensively, quarterback Chase Brice had a rushing touchdown to go along with a 19-of-25 passing effort for 293 yards and one more touchdown. Malik Williams produced the first score with a 47-yard touchdown on his way to a career-high 123 receiving yards on four catches, and Corey Sutton caught seven passes for 128 yards.

Roof's end-zone interception return off a tipped pass set up the first of two touchdown runs from Camerun Peoples, who finished with 80 yards on 11 rushes, and Nate Noel contributed 73 yards on 17 carries.

SCORING SUMMARY

Team	Qtr	Time	Scoring Play	Conv.	Plays	Time	Score
APP	1st	5:24	Williams 47 yd pass from Brice	Staton kick	4-85	1:36	7-0
ELON	1st	1:23	Davis 46 yd FG		8-46	4:01	7-3
APP	2nd	12:41	Staton 44 yd FG		10-48	3:42	10-3
APP	2nd	0:01	Staton 45 yd FG		8-62	1:34	13-3
APP	3rd	8:29	Brice 1 yd run	Staton kick	7-55	3:08	20-3
APP	3rd	5:58	Peoples 1 yd run	Staton kick	2-5	0:39	27-3
ELON	3rd	0:47	Witherspoon 2 yd run	Davis kick	6-37	2:38	27-10
APP	4th	10:35	Peoples 18 yd run	Staton kick	3-50	1:06	34-10
APP	4th	4:19	Staton 28 yd FG		10-56	4:07	37-10
APP	4th	0:39	Castle 8 yd run	Staton kick	4-30	2:03	44-10

STAT LEADERS

ELON					APP STATE				
Rushing	Att.	Yds	TD		Rushing	Att.	Yds	TD	
Thomas	7	39	0		Peoples	11	80	2	
Christman	2	19	0		Noel	17	73	0	
Witherspoon	4	10	1		Castle	4	30	1	
Griffin	5	8	0		Brice	4	10	1	
Moyer	5	0	0		Smith	1	0	0	
Cheek	4	-10	0		Huesman	1	06	0	
Totals	27	66	1		Totals	38	187	4	
Passing	Cmp-Att-Int	Yds	TD		Passing	Cmp-Att-Int	Yds	TD	
Cheek	22-36-1	225	0		Brice	19-25-0	293	1	
Totals	22-36-1	225	0		Huesman	3-4-0	48	0	
Totals	22-36-1	225	0		Totals	22-29-0	341	1	
Receiving	No.	Yds	TD		Receiving	No.	Yds	TD	
Parham	5	83	0		Sutton	7	128	0	
Brayboy	5	17	0		Williams	4	123	1	
Weeks	4	35	0		Virgil	3	33	0	
Bonner	2	25	0		Hennigan	3	18	0	
Witherspoon	2	25	0		Davis	1	17	0	
Daughtry	2	23	0		Wells	1	9	0	
Ogunmola	1	12	0		Wilson	1	5	0	
Moyer	1	5	0		Evans	1	4	0	
Totals	22	225	0		Noel	1	4	0	
Totals	22	225	0		Totals	22	341	1	

GAME 4					FINAL
Marshall	6	14	10	0	— 30
APP STATE	7	14	0	10	— 31

Sept. 23 (Thursday) - Kidd Brewer Stadium - Boone, N.C. - 28,377



GAME NOTES
Chandler Staton's 45-yard FG with 5:45 left was the latest in the game an App State field goal turned a deficit into a lead since Zach Matics' game-winning, walk-off field goal of the 2015 Camellia Bowl against Ohio.
App State moved to 38-12 all-time in games on ESPN, ESPN2 or ESPNU.
The announced attendance of 28,377 was the largest Thursday crowd in the history of Kidd Brewer Stadium. Among non-Saturday games, a Friday night visit from Wofford in 2008 (on Halloween night) drew 30,931 fans.
App State's offense racked up a season-high 566 total yards on 93 plays, while gaining a school-record 39 first downs. The previous record for first downs in a game was 36 against Jacksonville in 2010.
With 78 rushing yards and three touchdowns, RB Camerun Peoples increased his total to 13 rushing scores over his last five games dating back to the 2020 bowl victory.
In the fourth quarter alone, QB Chase Brice completed all five of his pass attempts for 86 yards and Nate Noel had 104 rushing yards on nine carries.
WR Corey Sutton had a career-high 10 catches for 127 yards and his 19th career touchdown catch, which moves him past teammate Thomas Hennigan for sole possession of fifth in the school record books.
Thomas Hennigan became just the fourth App State player to amass at least 200 career catches. He moved into third place in school history by increasing his career total to 201, passing DaVon Fowlkes (200 from 2001-04).
OLB Jalen McLeod had a career-high 2.0 TFLs and his first sack of the season among his four tackles.

TEAM TOTALS	MAR	APP
FIRST DOWNS		
Total	20	39
Rushing	10	16
Passing	9	17
Penalty	1	6
RUSHING		
Total (Net)	127	283
Attempts	28	54
Avg. Per Rush	4.5	5.2
Rushing TDs	1	3
Yds. Gained	151	301
Yds. Lost	24	18
PASSING		
Total (Net)	270	283
Comp.-Att.-Int.	18-33-0	24-39-1
Avg. / Att.	8.2	7.3
Avg. / Comp.	15.0	11.8
TDs	1	1
TOTAL OFFENSE		
Yards	397	566
Plays	61	93
Avg. / Play	6.5	6.1
Fumbles - Lost	1-0	1-1
Penalties - Yds.	8-70	4-41
PUNTING		
Punts - Yds.	4-156	3-112
Avg. / Punt	39	37.3
Inside 20	2	3
50+ Yds.	2	0
Touchbacks	1	0
Fair Catch	0	1
KICKOFFS		
Total - Yds.	7-436	6-331
Avg. Yds. / Kickoff	62.3	55.2
Touchbacks	4	1
RETURNS		
Punt: Total - Yds. - TDs	1-6-0	2-9-0
Punt: Avg. / Return	6.0	4.5
Kickoff: Total - Yds. - TDs	5-172-1	2-59-0
Kickoff: Avg. / Return	34.4	29.5
INT: Total - Yds. - TDs	1-35-0	0-0-0
Fumble: Total - Yds. - TDs	0-0-0	0-0-0
MISCELLANEOUS		
Misc. Yards	0	0
Poss. Time	22:38	37:22
3rd. Down Conv.	5 of 13	4 of 12
4th. Down Conversions	0 of 0	1 of 2
Red-Zone: Scores - Chances	3-4	3-4
Sacks: Total - Yds.	1-7	2-16
PAT: Total - Made	3-3	4-4
Field Goals: Total - Made	3-4	1-1

App State Rallies To Top Marshall In Rivalry Game

BOONE, N.C. — After a timely touchdown from App State's Camerun Peoples late in the first half, a fired-up Shawn Clark pumped his left fist, flexed from a squat position and engaged in a friendly tussle with lineman Cooper Hodges before slapping the right tackle on the helmet.

You think that score and this game meant something to the Mountaineers' head coach, a 1998 graduate of App State?

Chandler Staton hit a go-ahead field goal from 45 yards out with 5:45 left, and the defense made a key stand before Nate Noel's open-field running clinched a 31-30 victory over longtime rival Marshall in front of 28,377 fans at a rocking Kidd Brewer Stadium.

Last year, in the first matchup with both teams as FBS programs, Marshall claimed a 17-7 win in Huntington, W. Va.

"It wasn't a revenge game," Clark said. "It was a reckoning game. Revenge is emotional. A reckoning is something you go out and put to bed."

The biggest crowd for a midweek game at Kidd Brewer Stadium gave the Mountaineers a lift as they climbed out of a nine-point hole and erased a fourth-quarter deficit in a win for the first time since midway through the 2017 season at Idaho.

Following Staton's field goal, Marshall moved into App State territory, but D'Marco Jackson and Jalen McLeod made the hits on a 6-yard loss after Brendan Harrington quickly disrupted the rushing attempt. Caleb Spurlin's second-down pressure forced a throwaway, and a third-down incomplection led to a punt that gave App State possession at its own 8 with four minutes left.

Noel had gains of 11, 14, 41 and 22 yards on the final drive alone, smartly going down short of the end zone in the final two minutes to prevent Marshall from possibly regaining possession with an eight-point deficit. He finished with a career-high 187 yards on 20 carries.


"I kind of felt like it was a little (too) easy," Noel said of his path to the end zone. "I remembered the situation and knew to fall."

SCORING SUMMARY									
Team	Qtr	Time	Scoring Play	Conv.	Plays	Time	Score		
APP	1st	9:38	Peoples 1 yd run	Staton kick	9-80	4:08	7-0		
APP	1st	5:36	Ciucci 22 yd FG		11-71	4:02	7-3		
APP	1st	0:39	Ciucci 33 yd FG 1		1-66	3:11	7-6		
APP	2nd	12:36	Gaines 56 yd pass from Wells	Ciucci kick	5-85	1:36	7-13		
APP	2nd	7:13	Peoples 2 yd run	Staton kick	15-75	5:23	14-13		
APP	2nd	7:01	Ali 97 yd kickoff return	Ciucci kick			14-20		
APP	2nd	0:04	Peoples 2 yd run	Staton kick	8-72	1:54	21-20		
APP	3rd	7:54	Ciucci 46 yd FG		6-46	2:03	21-23		
APP	3rd	4:16	Ali 8 yd run	Ciucci kick	4-47	1:15	21-30		
APP	4th	14:09	Sutton 24 yd pass from Brice	Staton kick	6-91	1:41	28-30		
APP	4th	5:45	Staton 45 yd FG		10-52	4:32	31-30		

STAT LEADERS									
MARSHALL					APP STATE				
Rushing	Att.	Yds	TD		Rushing	Att.	Yds	TD	
Ali	17	83	1		Noel	20	187	0	
Wells	7	20	0		Peoples	25	78	3	
Evans	4	20	0		Brice	4	22	0	
Mollette	0	4	0		Team	3	-4	0	
Totals	28	127	1		Totals	54	283	3	
Passing	Cmp-Att-Int	Yds	TD		Passing	Cmp-Att-Int	Yds	TD	
Wells	18-33-0	270	1		Brice	24-39-1	283	1	
Totals	18-33-0	270	1		Totals	24-39-1	283	1	
Receiving	No.	Yds	TD		Receiving	No.	Yds	TD	
Gaines	5	104	1		Sutton	10	127	1	
Ahmed	4	81	0		Hennigan	9	123	0	
Gammage	3	12	0		Williams	3	28	0	
Johnson	2	50	0		Peoples	1	8	0	
Ali	2	10	0		Noel	1	-3	0	
Keaton	1	7	0		Totals	24	283	1	
Evans	1	6	0						
Totals	18	270	1						

GAME 5					FINAL
APP STATE	7	7	17	14	— 45
Georgia State	0	6	3	7	— 16

Oct. 2 - Center Parc Stadium - Atlanta, Ga. - 14,258



GAME NOTES

App State won its seventh straight Sun Belt opener and has started 4-1 on the season for the fourth straight year.

This was App State's 50th win versus a Sun Belt team since joining the league in 2014. The only programs in the country with more intraconference wins in that span are Ohio State, Alabama, Clemson and Oklahoma.

This was App State's 29th road win since moving up to the FBS ranks in 2014. That's tied with Clemson, Ohio State and Oklahoma for second-most nationally behind Boise State's 30 during that span.

App State moved its record to 8-0 against Georgia State, winning each year since 2014.

Super senior WR Thomas Hennigan set the program record with his 56th career start. He had been tied with Jerome Touchstone (CB from 2004-07).

Chase Brice completed 20 of 28 passes for a season-high 326 yards with three touchdowns and no picks. He is App State's first 300-yard passer since Zac Thomas passed for 326 against Troy in 2019.

Corey Sutton caught four passes for 106 yards, including a 79-yard TD. It was Sutton's third straight 100-yard receiving game. His 20th career touchdown catch makes him one of five receivers in school history with 20 or more.

Malik Williams had a game-high seven catches (for 93 yards), including a 33-yard TD that was his third of the year and the 13th of his career.

The Mountaineers' first-string defense did now allow a TD in the game.

Kaiden Smith made an impressive return from a spring practice Achilles injury to start the game at safety.

TEAM TOTALS	APP	GSU
FIRST DOWNS		
Total	23	21
Rushing	10	8
Passing	11	12
Penalty	2	1
RUSHING		
Total (Net)	163	134
Attempts	40	40
Avg. Per Rush	4.1	3.4
Rushing TDs	2	0
Yds. Gained	180	147
Yds. Lost	17	13
PASSING		
Total (Net)	339	246
Comp.-Att.-Int.	22-32-0	20-37-3
Avg. / Att.	10.6	6.6
Avg. / Comp.	15.4	12.3
TDs	4	1
TOTAL OFFENSE		
Yards	502	380
Plays	72	77
Avg. / Play	7	4.9
Fumbles - Lost	2-1	1-0
Penalties - Yds.	3-29	5-55
PUNTING		
Punts - Yds.	4-155	5-210
Avg. / Punt	38.8	42
Inside 20	3	1
50+ Yds.	1	1
Touchbacks	0	1
Fair Catch	1	2
KICKOFFS		
Total - Yds.	8-500	5-321
Avg. Yds. / Kickoff	62.5	64.2
Touchbacks	6	1
RETURNS		
Punt: Total - Yds. - TDs	0-0-0	1-2-0
Punt: Avg. / Return	0	2.0
Kickoff: Total - Yds. - TDs	3-60-0	0-0-0
Kickoff: Avg. / Return	20.0	0
INT: Total - Yds. - TDs	3-23-0	0-0-0
Fumble: Total - Yds. - TDs	0-0-0	0-0-0
MISCELLANEOUS		
Misc. Yards	0	0
Poss. Time	31:32	28:28
3rd. Down Conv.	9 of 16	3 of 15
4th. Down Conversions	0 of 1	0 of 2
Red-Zone: Scores - Chances	1-1	3-3
Sacks: Total - Yds.	4-8	1-8
PAT: Total - Made	6-6	1-1
Field Goals: Total - Made	1-1	3-3

Explosive Second Half Carries App State Past GSU

ATLANTA, Ga. — Shaun Jolly coming up with a timely interception. Corey Sutton finding the end zone. App State going on a big run. Just like in 2019, the Mountaineers put on a show at Georgia State. Jolly's tone-setting interception just two plays into the Sun Belt opener was one of three picks for App State in a 45-16 victory, and Chase Brice had three TD passes while throwing for 326 yards. Sutton's four catches for 106 yards included a 79-yard score for App State (4-1, 1-0) moments after the Panthers (1-4, 0-1) pulled within 14-9 midway through the third quarter, starting a run of 31 straight points in roughly 12 minutes to increase the margin to 45-9, with three field goals accounting for all of Georgia State's scoring to that point. "We had to come out and regroup in the second half," App State head coach Shawn Clark said. "A lot of credit goes to our kids. Our defense had 'Havoc' plays and got turnovers. Our offense capitalized on them." Two years ago, with App State going on a 49-0 run in a 56-27 win in Atlanta, Jolly scored a touchdown on one of his two interceptions and Sutton scored three times during an eight-catch, 173-yard performance. Jacob Huesman's 5-yard TD pass to Miller Gibbs, Christian Wells' 80-yard touchdown following a short throw from Brice and Anderson Castle's 22-yard touchdown run all came in an explosive four-minute stretch. Malik Williams also caught a touchdown pass from Brice, and Nate Noel's 23-yard TD capped the drive that followed Jolly's interception. Tim Frizzell added his first career interception with help via a Brendan Harrington pressure, and D'Marco Jackson intercepted a pass that was tipped by Steven Jones Jr. Demetrius Taylor accounted for two of App State's four sacks, with Jackson and Nick Hampton recording one apiece.

SCORING SUMMARY

Team	Qtr	Time	Scoring Play	Conv.	Plays	Time	Score
APP	1st	12:20	Noel 23 yd run	Staton kick	8-59	2:30	7-0
GSU	2nd	13:14	Ruiz 23 yd FG		12-54	4:33	7-3
APP	2nd	6:08	Williams 33 yd pass from Brice	Staton kick	12-87	4:27	14-3
GSU	2nd	1:55	Ruiz 32 yd FG		11-61	4:13	14-6
GSU	3rd	8:22	Ruiz 22 yd FG		11-84	4:06	14-9
APP	3rd	8:05	Sutton 79 yd pass from Brice	Staton kick	1-79	0:17	21-9
APP	3rd	5:44	Staton,Chandler 48 yd FG		5-17	1:13	24-9
APP	3rd	0:00	Gibbs 5 yd pass from Huesman	Staton kick	10-75	3:56	31-9
APP	4th	13:23	Wells 80 yd pass from Brice	Staton kick	1-80	0:12	38-9
APP	4th	10:51	Castle 22 yd run	Staton kick	3-34	1:20	45-9
GSU	4th	3:44	Williams 66 yd pass from Grainger	Ruiz kick	8-99	3:40	45-16

STAT LEADERS

APP STATE					GEORGIA STATE				
Rushing	Att.	Yds	TD		Rushing	Att.	Yds	TD	
Noel	12	74	1		Carroll	9	46	0	
Castle	12	56	1		J. Williams	8	41	0	
Smith	7	30	0		Brown	14	25	0	
Montgomery	5	13	0		Gregg	3	10	0	
Tucker	1	3	0		T. Williams	1	7	0	
Brice	3	-13	0		Coates	2	6	0	
Totals	40	163	2		Grainger	3	-1	0	
					Totals	40	134	0	
Passing	Cmp-Att-Int	Yds	TD		Passing	Cmp-Att-Int	Yds	TD	
Brice	20-28-0	326	3		Brown	16-31-2	171	0	
Huesman	2-3-0	13	1		Grainger	4-6-1	75	1	
Williams	0-1-0	0	0		Totals	20-37-3	246	1	
Totals	22-32-0	339	4						
Receiving	No.	Yds	TD		Receiving	No.	Yds	TD	
Williams	7	93	1		Pinckney	4	51	0	
Sutton	4	106	1		McCoy	4	41	0	
Hennigan	4	43	0		Dixon	3	32	0	
Wells	2	83	1		Credle	2	17	0	
Noel	2	-1	0		T. Williams	1	66	1	
Pearson	1	9	0		J. Williams	1	19	0	
Gibbs	1	5	1		Thrash	1	15	0	
Wilson	1	1	0		Lewis	1	4	0	
Totals	22	339	4		Freeman	1	3	0	
					Grier	1	2	0	
					Coates	1	-4	0	
					Totals	20	246	1	

GAME 6						FINAL
APP STATE	3	3	7	0	—	13
Louisiana	20	0	7	14	—	41

Oct. 12 (Tuesday) - Cajun Field - Lafayette, La. - 20,066



GAME NOTES	
This was App State's 10th loss against a Sun Belt team (to 50 wins) and sixth Sun Belt road loss (to 23 wins) since joining the conference in 2014.	
App State dropped its second straight game to Louisiana after winning each of the first eight matchups. This was the Mountaineers' first loss in Lafayette after winning the first three contests they played there.	
App State's record in games on ESPN, ESPN2 or ESPNU dropped to 38-13.	
With his 57th career start, super-senior WR Thomas Hennigan tied the FBS record (not including specialists) shared by Clemson OL Mitch Wyatt (2015-18) and Alabama OL Ross Pierschbacher (2015-18).	
Hennigan caught two passes for 25 yards and is now one catch shy of tying App State's all-time career receptions record of 208 held by Andrew Peacock (2010-13).	
Graduate transfer QB Chase Brice scored a rushing touchdown for the second time this season.	
The Mountaineers did not convert a third-down attempt on 11 tries, but went 3-for-3 on fourth-down attempts.	
This was the first time the App State defense allowed more than 30 points to the opposing offense since the 2019 Sun Belt Championship Game (a 45-38 App State win against Louisiana), snapping an 18-game streak.	
Junior OLB Nick Hampton recorded his third sack of the year, moving his career total to 11.5.	
Senior CB Steven Jones Jr. hauled in his third career interception.	
In his second game back from a spring Achilles injury, super-senior DB Kaiden Smith posted a game-high 10 tackles.	

TEAM TOTALS	APP	UL
FIRST DOWNS		
Total	15	23
Rushing	3	12
Passing	8	9
Penalty	4	2
RUSHING		
Total (Net)	78	246
Attempts	29	44
Avg. Per Rush	2.7	5.6
Rushing TDs	1	5
Yds. Gained	91	261
Yds. Lost	13	15
PASSING		
Total (Net)	133	209
Comp.-Att.-Int.	15-26-2	15-25-1
Avg. / Att.	5.1	8.4
Avg. / Comp.	8.9	13.9
TDs	0	1
TOTAL OFFENSE		
Yards	211	455
Plays	55	69
Avg. / Play	3.8	6.6
Fumbles - Lost	3-2	1-0
Penalties - Yds.	5-43	9-97
PUNTING		
Punts - Yds.	3-124	3-148
Avg. / Punt	41.3	49.3
Inside 20	2	1
50+ Yds.	0	1
Touchbacks	0	1
Fair Catch	1	0
KICKOFFS		
Total - Yds.	4-258	7-374
Avg. Yds. / Kickoff	64.5	53.4
Touchbacks	2	0
RETURNS		
Punt: Total - Yds. - TDs	2-5-0	1--1-0
Punt: Avg. / Return	2.5	-1.0
Kickoff: Total - Yds. - TDs	7-142-0	2-25-0
Kickoff: Avg. / Return	20.3	12.5
INT: Total - Yds. - TDs	1-0-0	2-32-0
Fumble: Total - Yds. - TDs	0-0-0	2-0-0
MISCELLANEOUS		
Misc. Yards	0	0
Poss. Time	23:28	36:32
3rd. Down Conv.	0 of 11	8 of 15
4th. Down Conversions	3 of 3	1 of 1
Red-Zone: Scores - Chances	3-3	5-6
Sacks: Total - Yds.	1-6	2-11
PAT: Total - Made	1-1	5-6
Field Goals: Total - Made	2-2	0-0

App State Drops Cross-Divisional Road Game

LAFAYETTE, La. — App State suffered its first Sun Belt Conference loss of the season, falling 41-13 on the road against West Division leader Louisiana in a nationally televised Tuesday night game.

Kaiden Smith led the Mountaineers (4-2, 1-1) with 10 tackles, and Nick Hampton had one sack.

Steven Jones Jr. came up with App State's biggest play of the night in the second quarter, making a leaping interception in the corner of the end zone to prevent Louisiana from adding on to a 20-3 lead as the Ragin' Cajuns (5-1, 3-0) consumed more than seven minutes with a 13-play drive toward the end zone.

Returning from a second ACL tear to play for the first time in 11 months, Daetrich Harrington gave the Mountaineers a spark with a 9-yard carry on the second play of the next series. Christan Horn's 14-yard reception moved App State inside the 20, and Chandler Staton's 27-yard field goal in the final minute of the half cut Louisiana's lead to 14.

The Ragin' Cajuns took control with a 21-point first quarter, scoring TDs on drives of 75 and 87 yards before a fumble recovery created a short field for a third touchdown drive. The only points that App State mustered during that stretch came from a 31-yard field goal by Staton.

The Mountaineers received the ball to open the third quarter, but an interception return inside the App State 20 set up a touchdown run.

App State responded with a 12-play touchdown drive that included conversions by Henry Pearson (14-yard catch on a fourth-and-10 pass from the Louisiana 37) and Malik Williams (8-yard reception on a fourth-and-2 pass from the Louisiana 15). Chase Brice reached the end zone on a 7-yard keeper midway through the quarter.

The Mountaineers advanced to the Louisiana 32 with an opportunity to trim a 14-point deficit in half, but a sack contributed to that series stalling. A punt from Xavier Subotsch went out of bounds at the 2-yard line, backing up the Ragin' Cajuns, but they sealed the game with a 13-play, 98-yard touchdown drive that took nearly eight minutes.

SCORING SUMMARY

Team	Qtr	Time	Scoring Play	Conv.	Plays	Time	Score
UL	1st	10:45	Lewis 3 yd run	Snyder kick	8-75	4:15	0-7
APP	1st	5:58	Staton 31 yd FG		10-62	4:42	3-7
UL	1st	3:22	Lacy 2 yd pass from Lewis	Snyder kick	6-87	2:31	3-14
UL	1st	0:13	Smith 1 yd run	Kick failed	4-31	2:12	3-20
APP	2nd	0:44	Staton 27 yd FG		10-70	2:51	6-20
UL	3rd	13:11	Smith 21 yd run	Snyder kick	2-19	0:46	6-27
APP	3rd	8:19	Brice 7 yd run	Staton kick	13-51	4:45	13-27
UL	4th	10:38	Johnson 2 yd run	Snyder kick	13-98	7:54	13-34
UL	4th	8:16	Bailey 26 yd run	Snyder kick	4-39	2:11	13-41

STAT LEADERS

APP STATE				LOUISIANA			
Rushing	Att.	Yds	TD	Rushing	Att.	Yds	TD
Noel	17	42	0	Johnson	14	103	1
Brice	7	13	1	Smith	13	82	2
Smith	3	12	0	Bailey	7	34	1
Harrington	2	11	0	Wisham	5	18	0
Totals	29	78	1	Lewis	5	9	1
Passing				Passing			
Brice	15-26-2	133	0	Lewis	15-25-1	209	1
Totals	15-26-2	133	0	Totals	15-25-1	209	1
Receiving				Receiving			
Williams	No.	Yds	TD	Lacy	No.	Yds	TD
Hennigan	6	38	0	Jefferson	2	57	1
Pearson	2	25	0	Lumpkin	2	45	0
Sutton	2	23	0	Rogers Jr.	2	31	0
Evans	2	19	0	Fleming	2	26	0
Horn	1	19	0	Horn	2	10	0
Harrington	1	14	0	LeBlanc	2	2	0
Totals	15	135	0	Stephens	1	22	0
				Migl	1	10	0
				Bailey	1	6	0
				Totals	25	209	1

GAME 7					FINAL
#14 Coastal Carolina	14	6	7	0	— 27
APP STATE	0	14	13	3	— 30

Oct. 20 (Wednesday) - Kidd Brewer Stadium - Boone, N.C. - 31,061



GAME NOTES

It was the Mountaineers' first home win on the final play since a 44-41 triple-OT triumph against Troy in 2015.

The Wednesday night sellout crowd of 31,061 was the fourth-largest in Kidd Brewer Stadium history.

In its last 28 games, Coastal Carolina has played in front of a crowd with at least 20,000 fans on two occasions, and both were losses in Boone.

App State improved its all-time record against Coastal Carolina to 7-1 overall and 6-0 in Boone.

Super senior wide receiver Thomas Hennigan broke the FBS record for career starts with his 58th (among his 59 total games). The previous record of 57 was held by Clemson OL Mitch Wyatt (2015-18) and Alabama OL Ross Pierschbacher (2015-18).

App State limited the Chants to 16 offensive yards on 10 fourth-quarter plays, only one of which produced a first down. They punted three times in the fourth quarter alone and five times in the game after totaling just 10 punts in their first six games.

With its top three corners either out or limited by injury, reserve safety Madison Cone started at one CB spot and played every defensive snap.

App State converted a perfect Michael Hughes onside kick, recovered by Milan Tucker, for its first successful onside kick since 2019 vs. Charlotte (that resulted in a 45-yard TD by Darrynton Evans).

Malik Williams' career-high 206 receiving yards (on a career-high 10 catches, with one TD) were the most by an App State player since Sean Price had 231 against Georgia Southern in 2012. It was the eighth 200-yard receiving performance ever by a Mountaineer, and Williams had surpassed his previous high of 123 by midway through the second quarter.

TEAM TOTALS	CCU	APP
FIRST DOWNS		
Total	17	22
Rushing	4	8
Passing	12	13
Penalty	1	1
RUSHING		
Total (Net)	55	228
Attempts	29	41
Avg. Per Rush	1.9	5.6
Rushing TDs	2	2
Yds. Gained	82	233
Yds. Lost	27	5
PASSING		
Total (Net)	291	347
Comp.-Att.-Int.	15-23-0	18-28-0
Avg. / Att.	12.7	12.4
Avg. / Comp.	19.4	19.3
TDs	1	2
TOTAL OFFENSE		
Yards	346	575
Plays	52	69
Avg. / Play	6.7	8.3
Fumbles - Lost	0-0	2-2
Penalties - Yds.	6-57	7-76
PUNTING		
Punts - Yds.	5-191	2-76
Avg. / Punt	38.2	38
Inside 20	1	1
50+ Yds.	0	0
Touchbacks	0	0
Fair Catch	4	2
KICKOFFS		
Total - Yds.	5-323	4-254
Avg. Yds. / Kickoff	64.6	63.5
Touchbacks	1	2
RETURNS		
Punt: Total - Yds. - TDs	0-0-0	0-0-0
Punt: Avg. / Return	0	0
Kickoff: Total - Yds. - TDs	1-16-0	4-88-0
Kickoff: Avg. / Return	16.0	22.0
INT: Total - Yds. - TDs	0-0-0	0-0-0
Fumble: Total - Yds. - TDs	1-15-0	0-0-0
MISCELLANEOUS		
Misc. Yards	0	0
Poss. Time	29:32	30:28
3rd. Down Conv.	3 of 9	6 of 11
4th. Down Conversions	0 of 0	0 of 2
Red-Zone: Scores - Chances	2-2	2-3
Sacks: Total - Yds.	0-0	4-18
PAT: Total - Made	3-3	3-3
Field Goals: Total - Made	2-2	1-1

Game-Ending FG Lifts App State Over #14 Chants

BOONE, N.C. — Sellout crowd. Ranked opponent. And a field flooded with fans after a tiebreaking, game-winning kick. Chandler Staton's 24-yard field goal as time expired lifted App State to a dramatic 30-27 win against No. 14 Coastal Carolina on a Wednesday night in front of an ESPN2 audience and 31,061 fans at Kidd Brewer Stadium. Since App State's 2014 move to the Sun Belt, it was the largest crowd for any college football game on a Tuesday or Wednesday.

"I'm so proud of this team and everyone involved in our organization," App State head coach Shawn Clark said. "This is a great win for our university and for this program."

With the Chanticleers (6-1, 2-1) as the highest-ranked FBS team to ever visit The Rock, the Mountaineers (5-2, 2-1) posted their second-ever win against a ranked opponent — and first since the 34-32 win against Michigan in 2007, when App State was an FCS program.

Malik Williams caught a career-high 10 passes for a career-high 206 yards and Corey Sutton added 113 yards on six catches. Chase Brice threw for a career-high 347 yards and two TDs, and Staton's game-ending kick was his 55th career field goal — tying Bjorn Nittmo's school record.

Defensively, the Mountaineers limited Coastal to 55 rushing yards — 208.5 below its season average — on 29 attempts. Nick Hampton and Demetrius Taylor (3.0 TFLs) recorded sacks on consecutive plays bridging the final two quarters, Caleb Spurlin and Taylor both finished with 1.5 sacks, and D'Marco Jackson led the team with 11 tackles.

App State overcome an early 14-0 deficit, using an onside kick involving Michael Hughes and Milan Tucker to score two TDs just 42 seconds apart.

App State's defense came up huge in the fourth quarter, forcing three Coastal punts, the last one being fair-caught by Thomas Hennigan at the App State 38 with 3:53 remaining. Brice had back-to-back throws of 16 and 19 yards to Williams to get the Mountaineers in scoring range. With time on its side and timeouts lacking for the Chanticleers after a third-and-1 conversion to the 11 with less than two minutes remaining, App State milked the clock to set up a storm-inducing kick executed with a snap from Christian Johnstone and hold by Clayton Howell.

SCORING SUMMARY

Team	Qtr	Time	Scoring Play	Conv.	Plays	Time	Score
CCU	1st	6:46	Jones 1 yd run	Biscardi kick	10-72	4:49	0-7
CCU	1st	1:11	Brown 74 yd pass from McCall	Biscardi kick	3-81	1:38	0-14
APP	2nd	14:02	Peoples 1 yd run	Staton kick	6-79	2:04	7-14
APP	2nd	13:20	Williams 47 yd pass from Brice	Staton kick	3-48	0:42	14-14
CCU	2nd	2:23	Biscardi 50 yd FG		6-19	2:59	14-17
CCU	2nd	0:00	Biscardi 46 yd FG		2-0	0:11	14-20
APP	3rd	9:39	Sutton 28 yd pass from Brice	Staton kick	5-75	2:14	21-20
CCU	3rd	4:36	Jones 1 yd run	Biscardi kick	9-83	4:58	21-27
APP	3rd	1:43	Peoples 43 yd run	Rush failed	6-77	2:47	27-27
APP	4th	0:00	Staton 24 yd FG		9-55	3:53	30-27

STAT LEADERS

COASTAL CAROLINA					APP STATE				
Rushing	Att.	Yds	TD		Rushing	Att.	Yds	TD	
White	9	33	0		Noel	16	82	0	
Jones	10	28	2		Peoples	7	58	2	
Bennett	2	3	0		Harrington	12	46	0	
McCall	8	-3	0		Brice	5	34	0	
Totals	29	55	2		Williams	1	8	0	
Totals					Totals	41	228	2	
Passing	Cmp-Att-Int	Yds	TD		Passing	Cmp-Att-Int	Yds	TD	
McCall	15-23-0	291	1		Brice	18-28-0	347	2	
Totals	15-23-0	291	1		Totals	18-28-0	347	2	
Receiving	No.	Yds	TD		Receiving	No.	Yds	TD	
Heiligh	6	103	0		Williams	10	206	1	
Brown	3	98	1		Sutton	6	113	1	
White	2	40	0		Hennigan	1	23	0	
Likely	2	32	0		Harrington	1	5	0	
Bennett	1	11	0		Totals	18	347	2	
Bedgood	1	7	0						
Totals	15	291	1						

GAME 8						FINAL
ULM	0	7	14	7	—	28
APP STATE	21	28	3	7	—	59

Oct. 30 - Kidd Brewer Stadium - Boone, N.C. - 29,321



GAME NOTES

A week after ULM's Chandler Rogers threw for 369 yards with four TDs and was named the Sun Belt's Offensive Player of the Week, App State's defense limited him to 3 yards with two completions and one interception on five attempts before he was replaced.

The Mountaineers' 59 points were their most in a game since a 72-7 win over Gardner-Webb in 2018. It was tied for the second-most points against a Sun Belt foe since App State joined the league in 2014. App State also scored 49 first-half points for the first time since that 2018 Gardner-Webb game in which the Mountaineers led 52-7 at the break.

App State defeated ULM for the sixth time in seven meetings, including a 4-0 mark in Boone.

The Mountaineers have won 23 of their last 27 games in the month of October.

Game attendance was 29,321. All four games at Kidd Brewer Stadium this season have exceeded 28,000 fans for the 30,000-seat stadium.

With 521 yards, App State eclipsed 500 for the fifth time in the last six games.

App State converted 4 of 6 fourth-down tries and scored a TD on all four drives in which it converted a fourth down try.

Caleb Spurlin is the only FBS player in the 2000s to have a game with more than one sack (1.5 vs. Coastal) and a game with more than one receiving TD (two vs. ULM) in back-to-back weeks.

App State is the only FBS team with three active players who have eclipsed 2,000 career receiving yards. Only one other FBS program, Texas Tech, has two active receivers with at least 2,000 receiving yards at the FBS level.

App State converted 12 straight field goal tries to start a season for the first time in program history.

TEAM TOTALS	ULM	APP
FIRST DOWNS		
Total	17	25
Rushing	8	11
Passing	7	14
Penalty	2	0
RUSHING		
Total (Net)	231	251
Attempts	51	42
Avg. Per Rush	4.5	6.0
Rushing TDs	3	3
Yds. Gained	241	253
Yds. Lost	10	2
PASSING		
Total (Net)	161	270
Comp.-Att.-Int.	11-22-3	22-32-0
Avg. / Att.	7.3	8.4
Avg. / Comp.	14.6	12.3
TDs	1	4
TOTAL OFFENSE		
Yards	392	521
Plays	73	74
Avg. / Play	5.4	7
Fumbles - Lost	3-2	0-0
Penalties - Yds.	2-10	5-45
PUNTING		
Punts - Yds.	3-126	3-114
Avg. / Punt	42	38
Inside 20	0	0
50+ Yds.	0	0
Touchbacks	0	0
Fair Catch	1	3
KICKOFFS		
Total - Yds.	5-325	9-581
Avg. Yds. / Kickoff	65.0	64.6
Touchbacks	3	2
RETURNS		
Punt: Total - Yds. - TDs	0-0-0	2-18-0
Punt: Avg. / Return	0	9.0
Kickoff: Total - Yds. - TDs	3-52-0	2-62-0
Kickoff: Avg. / Return	17.3	31.0
INT: Total - Yds. - TDs	0-0-0	3-31-1
Fumble: Total - Yds. - TDs	0-0-0	1-1-0
MISCELLANEOUS		
Misc. Yards	0	0
Poss. Time	30:06	29:54
3rd. Down Conv.	8 of 16	5 of 15
4th. Down Conversions	1 of 3	4 of 6
Red-Zone: Scores - Chances	3-4	7-7
Sacks: Total - Yds.	0-0	0-0
PAT: Total - Made	4-4	8-8
Field Goals: Total - Made	0-0	1-1

First-Place Mountaineers Overwhelm Warhawks

BOONE, N.C. — Homecoming Saturday in the High Country had no shortage of highlight-reel plays and record-setting moments.

App State forced four turnovers and scored seven touchdowns in a dominant first half, setting the stage for a 59-28 win against Sun Belt foe ULM in front of 29,321 fans on a rainy afternoon at Kidd Brewer Stadium.

Since making the jump to the FBS level, first-place App State (6-2, 3-1) clinched becoming 7-for-7 in bowl eligibility.

A 14-yard interception return for a touchdown by Steven Jones Jr. as the half ended allowed the Mountaineers to take a 49-7 lead into the locker room. They also benefited from first-half interceptions by Ryan Huff and Trey Cobb, who also made a fourth-down stop to create a turnover on downs and recovered an early fumble forced by T.D. Roof.

“The players were locked in during practice, and I think it showed in the first half of the football game,” head coach Shawn Clark said.

Cobb recorded 12 tackles against the Warhawks (4-4, 2-3), and Roof made a career-high nine stops, including 1.5 behind the line .

Chase Brice went 20 of 30 for 256 yards overall and threw four TD passes in the first half alone, including two to starting defensive end/part-time H-back Caleb Spurlin, and Camerun Peoples increased his season total to 12 rushing touchdowns with two more in an 82-yard outing. Corey Sutton and Malik Williams also had touchdown catches, and Nate Noel added 132 yards with one touchdown on the ground.

Two notable career milestones were achieved, as Thomas Hennigan became App State's career receptions leader (breaking a first-place tie with Andrew Peacock while increasing his total to 212 catches) and Chandler Staton became App State's career leader in made field goals.

SCORING SUMMARY

Team	Qtr	Time	Scoring Play	Conv.	Plays	Time	Score
APP	1st	7:08	Peoples 3 yd run	Staton kick	8-72	3:30	7-0
APP	1st	4:26	Williams 16 yd pass from Brice	Staton kick	5-28	2:36	14-0
APP	1st	2:08	Spurlin 1 yd pass from Brice	Staton kick	6-45	2:07	21-0
APP	2nd	10:27	Peoples 26 yd run	Staton kick	10-73	3:17	28-0
APP	2nd	7:11	Spurlin 1 yd pass from Brice	Staton kick	5-69	2:14	35-0
ULM	2nd	4:01	Wright 3 yd run	Sutherland kick	4-42	0:54	35-7
APP	2nd	0:39	Sutton 14 yd pass from Brice	Staton kick	5-27	1:49	42-7
APP	2nd	0:00	Jones 14 yd interception return	Staton kick	3-50	1:09	49-7
ULM	3rd	10:35	Wiley 13 yd pass from Wright	Sutherland kick	10-75	4:25	49-14
APP	3rd	8:05	Staton 31 yd FG		7-61	2:30	52-14
ULM	3rd	0:26	Alce 2 yd run	Sutherland kick	16-75	7:39	52-21
APP	4th	10:22	Noel 7 yd run	Staton kick	3-50	1:09	59-21
ULM	4th	9:58	Holmes 68 yd run (after fumble)	Sutherland kick	1-68	0:17	59-28

STAT LEADERS

ULM				APP STATE			
Rushing	Att.	Yds	TD	Rushing	Att.	Yds	TD
Wright	20	91	1	Noel	17	132	1
Holmes	2	76	1	Peoples	17	82	2
Henry	15	26	0	Castle	3	22	0
Rogers	4	26	0	Smith	3	8	0
Norman	3	6	0	Brice	2	7	0
Jackson	1	3	0	Totals	42	251	3
Alce	6	2	1				
Totals	51	230	3	Passing	Cmp-Att-Int	Yds	TD
Passing	Cmp-Att-Int	Yds	TD	Brice	20-30-0	256	4
Rogers	2-5-1	3	0	Huesman	2-2-0	14	0
Wright	9-17-2	158	1	Totals	22-32-0	270	4
Totals	11-22-3	161	1	Receiving	No.	Yds	TD
Receiving	No.	Yds	TD	Sutton	5	77	1
Wiley	2	30	1	Pearson	4	45	0
Sparks	2	29	0	Hennigan	4	29	0
Frett	1	40	0	Williams	3	72	1
Jackson	1	22	0	Spurlin	2	2	2
Cavil	1	17	0	Evans	1	28	0
Rasmussen	1	15	0	Wilson	1	8	0
Derrick	1	5	0	Wells	1	6	0
Henry	1	2	0	Davis	1	3	0
Norman	1	1	0	Totals	22	270	4
Totals	11	161	1				

GAME 9					FINAL	
APP STATE	14	10	14	10	—	48
Arkansas State	0	14	0	0	—	14

Nov. 6 - Centennial Bank Stadium - Jonesboro, Ark. - 9,762



GAME NOTES	
The Mountaineers have won 14 of their last 15 games in November.	
Super senior wide receiver Thomas Hennigan extended his FBS record for career starts to 60.	
App State defeated Arkansas State for the fourth time in five tries in the all-time series.	
The Mountaineers' totals of 28 first downs and 264 rushing yards were both second-most this season behind totals of 39 and 283 against Marshall.	
The first score of the game – a 34-yard touchdown pass from wide receiver Malik Williams to fellow receiver Thomas Hennigan – was Williams' fifth career touchdown pass. He is 5-of-11 passing for 127 yards and five TDs in his career.	
Cameron Peoples scored his league-high 13th touchdown with a 27-yard score late in the third quarter.	
App State's defense allowed just 199 total yards and 62 rushing to the Red Wolves, including 52 total yards and 3 rushing yards in the second half.	
With three more turnovers forced, App State has forced eight turnovers in the last two games, including six interceptions.	
Steven Jones Jr. has three interception returns for a touchdown in the last two games and four for his career. He has five total touchdowns.	
The Sun Belt's No. 2 tackler entering the weekend, D'Marco Jackson tallied nine total tackles, a sack, 2.0 TFLs, a forced fumble and a pass breakup.	
Nick Hampton put together a big game with five tackles, a career-high 2.0 sacks and a career high-tying 3.0 tackles for loss.	
Tyler Bird recorded his first career sack.	

TEAM TOTALS	APP	ASU
FIRST DOWNS		
Total	28	13
Rushing	17	4
Passing	10	6
Penalty	1	3
RUSHING		
Total (Net)	264	62
Attempts	48	28
Avg. Per Rush	5.5	2.2
Rushing TDs	2	0
Yds. Gained	279	123
Yds. Lost	15	61
PASSING		
Total (Net)	197	137
Comp.-Att.-Int.	16-27-1	17-30-3
Avg. / Att.	7.3	4.6
Avg. / Comp.	12.3	8.1
TDs	2	2
TOTAL OFFENSE		
Yards	461	199
Plays	75	58
Avg. / Play	6.1	3.4
Fumbles - Lost	0-0	1-0
Penalties - Yds.	6-85	3-40
PUNTING		
Punts - Yds.	2-90	5-199
Avg. / Punt	45	39.8
Inside 20	1	1
50+ Yds.	0	1
Touchbacks	0	0
Fair Catch	1	1
KICKOFFS		
Total - Yds.	9-540	3-195
Avg. Yds. / Kickoff	60.0	65.0
Touchbacks	0	2
RETURNS		
Punt: Total - Yds. - TDs	1-1-0	0-0-0
Punt: Avg. / Return	1.0	0
Kickoff: Total - Yds. - TDs	1-40-0	9-171-0
Kickoff: Avg. / Return	40.0	19.0
INT: Total - Yds. - TDs	3-81-2	1-10-0
Fumble: Total - Yds. - TDs	0-0-0	0-0-0
MISCELLANEOUS		
Misc. Yards	0	0
Poss. Time	35:08	24:17
3rd. Down Conv.	8 of 15	5 of 14
4th. Down Conversions	2 of 2	0 of 1
Red-Zone: Scores - Chances	4-4	2-3
Sacks: Total - Yds.	4-22	1-5
PAT: Total - Made	6-6	2-2
Field Goals: Total - Made	2-2	0-0

Trick Play, Defensive TDs Lead to Rout of Red Wolves

JONESBORO, Ark. — One trick play, followed by timely takeaways, touchdowns and defensive touchdowns, propelled App State to another Sun Belt Conference road win.

The Mountaineers remained atop the Sun Belt's East Division thanks to a 48-14 victory at Arkansas State on Saturday. App State (7-2, 4-1) broke free from a 14-all tie by scoring the final 34 points.

Steven Jones Jr. tied a school record by both intercepting three passes and scoring on two interception returns, with his touchdowns covering 47 (first quarter) and 34 yards (fourth quarter). Nick Hampton accounted for two of App State's four sacks. D'Marco Jackson and Tyler Bird also contributed sacks as Arkansas State was held to 199 yards.

Offensively, kick-started by Malik Williams' trick-play touchdown pass to Thomas Hennigan, the Mountaineers posted 461 yards of total offense. Nate Noel (122 rushing yards on 22 attempts) and Camerun Peoples (116 yards on 14 attempts) each scored once on the ground. Chandler Staton went 2-for-2 on field goals, setting a school record by hitting his 16th straight field goal.

App State opened the scoring when Williams, a wide receiver and former high school quarterback, produced the fifth touchdown pass of his career with a 34-yard toss to a wide-open Hennigan, who increased his career total to 19 receiving scores.

Less than a minute later, Jones picked off an errant pass and returned it 47 yards for a touchdown — his second straight game with a pick-six touchdown.

Arkansas State (1-8, 0-5) responded with back-to-back touchdowns to tie the game, capitalizing on a turnover and a defensive back who slipped on the end-zone turf, but App State quickly reclaimed control with 10 points in the final 7:02 of the half and a 24-0 run that lasted the entire second half.

SCORING SUMMARY

Team	Qtr	Time	Scoring Play	Conv.	Plays	Time	Score
APP	1st	8:15	Hennigan 34 yd pass from Williams	Staton kick	10-79	4:44	7-0
APP	1st	7:22	Jones 47 yd interception return	Staton kick			14-0
ASU	2nd	14:18	Stevenson 7 yd pass from Hatcher	Grupe kick	9-55	3:08	14-7
ASU	2nd	10:18	Painter 20 yd pass from Hatcher	Grupe kick	5-33	1:29	14-14
APP	2nd	7:02	Noel 18 yd run	Staton kick	8-60	3:08	21-14
APP	2nd	0:03	Staton 33 yd FG		12-57	5:20	24-14
APP	3rd	7:12	Gibbs 10 yd pass from Chase	Staton kick	12-72	5:00	31-14
APP	3rd	2:59	Peoples 27 yd run	Staton kick	6-48	2:15	38-14
APP	4th	5:16	Staton 22 yd FG		15-92	8:49	41-14
APP	4th	4:01	Jones 34 yd interception return	Staton kick			48-14

STAT LEADERS

APP STATE					ARKANSAS STATE				
Rushing	Att.	Yds	TD		Rushing	Att.	Yds	TD	
Noel	23	122	1		Lang	6	43	0	
Peoples	14	116	1		Pare	9	37	0	
Brice	7	14	0		Begeal	6	7	0	
Castle	3	13	0		Lamar	1	2	0	
Team	1	-1	0		Edwards	2	1	0	
Totals	48	264	2		Hatcher	4	-28	0	
Passing					Totals	28	62	0	
Brice	15-26-1	163	1		Passing	Cmp-Att-Int	Yds	TD	
Williams	1-1-0	34	1		Hatcher	17-30-3	137	2	
Shuler	0-0-0	0	0		Totals	17-30-3	137	2	
Totals	16-27-1	197	2		Receiving	No.	Yds	TD	
Receiving	No.	Yds	TD		Stevenson	4	23	1	
Williams	5	58	0		Hunt	3	35	0	
Hennigan	4	69	1		Combs	3	23	0	
Sutton	2	29	0		Rucker	2	8	0	
Wilson	2	18	0		Painter	1	20	1	
Virgil	2	13	0		Jones	1	17	0	
Gibbs	1	10	1		Foreman	1	9	0	
Totals	16	197	2		Lang	1	2	0	
					Ealy	1	0	0	
					Totals	17	137	2	

GAME 10					FINAL	
South Alabama	0	7	0	0	—	7
APP STATE	14	0	3	14	—	31

Nov. 13 - Kidd Brewer Stadium - Boone, N.C. - 29,348



GAME NOTES

App State is off to an 8-2 (or better) start for the third time in the last four seasons.

The Mountaineers have won 15 of their last 16 games in the month of November.

App State defeated South Alabama for the fourth straight time. Its lone loss to the Jaguars was in their first meeting in 2014.

The attendance at Kidd Brewer Stadium was 29,348. Every App State home game this year has had a crowd of more than 28,000.

App State's defense allowed the fewest points to an opponent since a 30-3 win at South Alabama in 2019.

With 284 total yards and 58 rushing yards allowed to the Jaguars, it was the third time in 2021 that App State held a team below 300 total yards and the fifth time holding an opponent under 100 rushing yards.

Trey Cobb picked off a pair of passes and ran the second on back 100 yards for a touchdown. They were his second and third career interceptions, and the pick-six was his second career defensive touchdown (he returned a fumble for a 24-yard touchdown in the 2019 New Orleans Bowl win over UAB).

The Mountaineers have scored four defensive touchdowns on INT returns over the last three games (one vs. ULM, two vs. Arkansas State, one vs. South Alabama).

Demetrius Taylor finished the game with three tackles, 2.0 TFLs, one sack and two quarterback hurries. One of his TFLs blew up a fourth-down try deep in App State territory, while his sack on a third-down play forced a punt.

Blitzing safety Ronald Clarke recorded his first career sack.

TEAM TOTALS	USA	APP
FIRST DOWNS		
Total	17	17
Rushing	3	8
Passing	12	9
Penalty	2	0
RUSHING		
Total (Net)	58	135
Attempts	33	37
Avg. Per Rush	1.8	3.6
Rushing TDs	0	1
Yds. Gained	86	135
Yds. Lost	28	0
PASSING		
Total (Net)	226	195
Comp.-Att.-Int.	21-38-2	14-26-2
Avg. / Att.	5.9	7.5
Avg. / Comp.	10.8	13.9
TDs	1	2
TOTAL OFFENSE		
Yards	284	330
Plays	71	63
Avg. / Play	4	5.2
Fumbles - Lost	1-0	3-2
Penalties - Yds.	2-17	8-68
PUNTING		
Punts - Yds.	7-312	5-198
Avg. / Punt	44.6	39.6
Inside 20	0	2
50+ Yds.	2	1
Touchbacks	0	0
Fair Catch	3	3
KICKOFFS		
Total - Yds.	2-119	6-380
Avg. Yds. / Kickoff	59.5	63.3
Touchbacks	1	3
RETURNS		
Punt: Total - Yds. - TDs	1-8-0	3-36-0
Punt: Avg. / Return	8.0	12.0
Kickoff: Total - Yds. - TDs	3-64-0	1-14-0
Kickoff: Avg. / Return	21.3	14.0
INT: Total - Yds. - TDs	2-0-0	2-110-1
Fumble: Total - Yds. - TDs	1-3-0	0-0-0
MISCELLANEOUS		
Misc. Yards	0	0
Poss. Time	30:05	29:55
3rd. Down Conv.	3 of 16	5 of 14
4th. Down Conversions	2 of 5	3 of 3
Red-Zone: Scores - Chances	0-3	4-4
Sacks: Total - Yds.	0-0	2-15
PAT: Total - Made	1-1	4-4
Field Goals: Total - Made	0-1	1-1

App State Beats Jags With ‘D,’ 4th-Down Efficiency

BOONE, N.C. — Ferocious defense and fourth-down efficiency carried App State to a Sun Belt victory that gave the Mountaineers sole possession of first place in the East Division.

App State pulled away for a 31-7 win against South Alabama in front of 29,348 fans at Kidd Brewer Stadium and became the only team on the East side with one league loss. The Mountaineers (8-2, 5-1) entered the game in a first-place tie with Coastal Carolina, which lost the head-to-head matchup in Boone and suffered a second league loss against Georgia State.

Trey Cobb's second interception of the day, a 100-yard return for a touchdown thanks to pressure from Demetrius Taylor, plus key blocks from D'Marco Jackson and T.D. Roof, capped the scoring on a day when South Alabama (5-5, 2-5) was limited to 284 yards of offense.

Taylor and Ronald Clarke contributed sacks as App State accumulated 10 tackles for loss. Offensively, App State went 3-for-3 on fourth-down attempts, including a Chase Brice touchdown run and a fourth-quarter touchdown throw to Thomas Hennigan.

"I have a lot of confidence in our defense, and that's why we're so aggressive on fourth down," App State head coach Shawn Clark said. "Our defense knows we're going to do it, and they want our offense to go for it on fourth down. When it's pressure situations, that's what our defense does, is rise to the occasion and make plays. The offense put the defense in a lot of bad situations today, and they never blinked an eye."

Leading 17-7, the Mountaineers gained key separation with a fourth-quarter touchdown, going for the first down instead of kicking in a fourth-and-3 scenario from the South Alabama 14 midway through the period. Brice faked a handoff and took a hit while delivering the pass to an open Hennigan, who scored the 20th receiving TD of his career.

Cobb's 100-yard interception return — the fourth in school history and first since Rico Mack did it against James Madison in 1990 — put the finishing touches on the home win. It was the second defensive touchdown of Cobb's career and the third straight game in which App State has had at least one pick-six TD return — Steven Jones Jr. had one against ULM and two more against Arkansas State.

SCORING SUMMARY

Team	Qtr	Time	Scoring Play	Conv.	Plays	Time	Score
APP	1st	2:39	Brice 6 yd run	Staton kick	10-85	5:09	7-0
APP	1st	1:43	Sutton 17 yd pass from Brice	Staton kick	2-21	0:40	14-0
USA	2nd	3:50	Hopper 27 yd pass from Trotter	Guajardo kick	1-27	0:09	14-7
APP	3rd	2:18	Staton 25 yd FG		12-88	5:02	17-7
APP	4th	8:23	Hennigan 14 yd pass from Brice	Staton kick	9-51	4:07	24-7
APP	4th	2:37	Cobb 100 yd interception return	Staton kick			31-7

STAT LEADERS

SOUTH ALABAMA					APP STATE				
Rushing	Att.	Yds	TD		Rushing	Att.	Yds	TD	
Avery	11	24	0		Peoples	23	90	0	
Walker	7	20	0		Noel	7	22	0	
Hill	8	11	0		Brice	4	17	1	
Trotter	7	3	0		Castle	3	6	0	
Totals	33	58	0		Totals	37	135	1	
Passing	Cmp-Att-Int	Yds	TD		Passing	Cmp-Att-Int	Yds	TD	
Trotter	21-38-2	226	1		Brice	14-26-2	195	2	
Totals	21-38-2	226	1		Totals	14-26-2	195	2	
Receiving	No.	Yds	TD		Receiving	No.	Yds	TD	
Tolbert	7	108	0		Hennigan	5	37	1	
Wayne	5	50	0		Sutton	3	34	1	
Hopper	2	42	1		Virgil	2	57	0	
Sutherland	2	12	0		Williams	1	50	0	
Lacy	2	5	0		Peoples	1	11	0	
Hill	1	9	0		Evans	1	3	0	
Avery	1	1	0		Wilson	1	3	0	
Sefcik	1	-1	0		Totals	14	195	2	
Totals	36	226	1						

GAME 11					FINAL	
APP STATE	3	7	21	14	—	45
Troy	7	0	0	0	—	7

Nov. 20 - Veterans Memorial Stadium - Troy, Ala. - 18,523



GAME NOTES

With a 6-1 record in league play, App State clinched the Sun Belt East Division for the third time in four years since the conference split into divisions in 2018.

The Mountaineers have earned a berth as the East's representative in the 2021 Sun Belt Championship Game, to be played at West champion Louisiana on Dec. 4. App State won the league's first two championship games in 2018 and 2019. Last year's game was not played between Louisiana and Coastal Carolina due to COVID issues.

At 9-2, App State is one of three programs that have won nine or more games every year since 2015, along with Alabama and Oklahoma. Clemson has a chance to join them if the 8-3 Tigers win one more game this season.

Since App State joined the FBS in 2014, its 31 road wins are tied for No. 2 nationally, behind just Boise State's 33. Clemson and Ohio State also have 31 road wins in that span. App State's 55-10 record against Sun Belt teams includes a 25-6 mark in league road games.

Three App State players – Thomas Hennigan, Caleb Spurlin and Xavier Subotsch – played in their 63rd career game and broke the old school record of 62 set previously by Pierre Banks.

App State improved to 7-3 all-time against Troy, including a 6-1 mark since the Mountaineers joined the FBS ranks.

Trey Cobb forced and recovered a fumble on Troy's first drive.

Logan Doublin recorded his first career sack in the fourth quarter.

Chandler Staton's school-record streak of field goals made ended at 18 after he made a 24-yarder and then missed a 30-yarder in the first quarter.

Chandler Staton's career total of 443 points is one shy of the school record.

TEAM TOTALS	APP	TROY
FIRST DOWNS	28	13
Total	27	6
Rushing	13	1
Passing	11	4
Penalty	3	1
RUSHING		
Total (Net)	233	33
Attempts	55	19
Avg. Per Rush	4.2	1.7
Rushing TDs	3	0
Yds. Gained	238	63
Yds. Lost	5	30
PASSING		
Total (Net)	212	109
Comp.-Att.-Int.	17-24-2	11-21-1
Avg. / Att.	8.8	5.2
Avg. / Comp.	12.5	9.9
TDs	3	1
TOTAL OFFENSE		
Yards	445	142
Plays	79	40
Avg. / Play	5.6	3.6
Fumbles - Lost	0-0	1-1
Penalties - Yds.	8-65	5-41
PUNTING		
Punts - Yds.	1-42	6-258
Avg. / Punt	42	43
Inside 20	0	0
50+ Yds.	0	0
Touchbacks	0	0
Fair Catch	1	2
KICKOFFS		
Total - Yds.	8-471	2-83
Avg. Yds. / Kickoff	58.9	41.5
Touchbacks	3	0
RETURNS		
Punt: Total - Yds. - TDs	3-26-0	0-0-0
Punt: Avg. / Return	8.7	0
Kickoff: Total - Yds. - TDs	2-51-0	2-15-0
Kickoff: Avg. / Return	25.5	7.5
INT: Total - Yds. - TDs	1-10-0	2-3-0
Fumble: Total - Yds. - TDs	0-0-0	0-0-0
MISCELLANEOUS		
Misc. Yards	0	0
Poss. Time	43:17	16:43
3rd. Down Conv.	6 of 14	1 of 9
4th. Down Conversions	4 of 5	0 of 2
Red-Zone: Scores - Chances	6-7	0-0
Sacks: Total - Yds.	2-16	0-0
PAT: Total - Made	6-6	1-1
Field Goals: Total - Made	1-2	0-0

Mountaineers Clinch Sun Belt's East Division Title

TROY, Ala. — At risk of facing a halftime deficit, App State used a pile-driving sack from T.D. Roof to trigger a title-clinching blitz.

The Mountaineers secured a Sun Belt East Division title and spot in the Dec. 4 championship game at West Division champ Louisiana thanks to a 45-7 victory at Troy.

App State (9-2, 6-1) trailed 7-3 late in the first half when Troy had possession in its own territory with an opportunity to run out the remainder of the period. Roof's sack started a string of events that produced 21 points in a span of 3 minutes and 21 seconds, allowing the Mountaineers to head into the fourth quarter with a big lead.

After the Trojans (5-6, 3-4) took the lead on a 37-yard touchdown pass with 6:15 left in the first quarter, they managed 19 total yards and one first down over the final 51 minutes. App State scored 42 unanswered points over the last 30:21, finished with more than 43 minutes of possession time and didn't allow a sack against a defense that entered the weekend with 36 in its first 10 games.

In addition to his sack, Roof had a key interception and two tackles for loss as the Mountaineers limited Troy to 142 total yards.

All three of Chase Brice's TD passes occurred in that 21-point surge, with his 21-yard connection to Corey Sutton giving App State the lead for good with 21 seconds remaining before halftime. Touchdown passes to Thomas Hennigan and Eli Wilson just 14 seconds apart, sandwiched around Roof's interception deep in Troy territory, pushed App State's lead to 24-7 with 12 minutes left in the third quarter.

Nate Noel, Daetrich Harrington and Jahmir Smith added touchdown runs over the final 21 minutes.

Noel's 102 yards pushed him over 1,000 yards for the season, giving App State a 1,000-yard back for the 10th straight year. Entering this season, the second-longest streak among current FBS programs was three apiece from Buffalo and Minnesota.

SCORING SUMMARY

Team	Qtr	Time	Scoring Play	Conv.	Plays	Time	Score
APP	1st	7:36	Staton 24 yd FG		12-81	5:52	3-0
APP	1st	6:15	Stoudemire 37 pass from Watson	Brooks kick	4-75	1:21	3-7
APP	2nd	0:21	Sutton 21 yd pass from Brice	Staton kick	6-61	1:00	10-7
APP	3rd	12:14	Hennigan 6 yd pass from Brice	Staton kick	6-64	2:46	17-7
APP	3rd	12:00	Wilson 10 yd pass from Brice	Staton kick	1-10	0:08	24-7
APP	3rd	5:08	Noel 5 yd run	Staton kick	8-45	3:57	31-7
APP	4th	14:13	Harrington 2 yd run	Staton kick	9-58	4:53	38-7
APP	4th	5:06	Smith 1 yd run	Staton kick	11-32	7:46	45-7

STAT LEADERS

APP STATE					TROY				
Rushing	Att.	Yds	TD		Rushing	Att.	Yds	TD	
Noel	15	102	1		Vidal	10	40	0	
Peoples	10	40	0		Woods	2	7	0	
Harrington	11	27	1		Smith	4	4	0	
Castle	8	25	0		Team	1	-2	0	
Brice	4	20	0		Toole	1	-7	0	
Smith	5	19	1		Watson	1	-9	0	
Huesman	1	2	0		Totals	19	33	0	
Team	1	-2	0						
Totals	55	233	3						
Passing	Cmp-Att-Int	Yds	TD		Passing	Cmp-Att-Int	Yds	TD	
Brice	17-24-2	212	3		Watson	11-21-1	109	1	
Huesman	0-0-0	0	0		Toole	0-0-0	0	0	
Totals	17-24-2	212	0		Totals	11-21-1	109	1	
Receiving	No.	Yds	TD		Receiving	No.	Yds	TD	
Hennigan	7	85	1		Johnson	4	44	0	
Sutton	4	76	1		Vidal	3	24	0	
Wilson	2	13	1		Stoudemire	2	43	1	
Wells	1	27	0		Smith	2	-2	0	
Williams	1	7	0		Totals	11	109	1	
Virgil	1	2	0						
Noel	1	2	0						
Totals	17	212	3						

GAME 12					FINAL
Georgia Southern	0	0	3	0	— 3
APP STATE	7	0	10	10	— 27

Nov. 27 - Kidd Brewer Stadium - Boone, N.C. - 28,005



GAME NOTES

The Mountaineers have won 10 games for the fifth time in eight FBS seasons. It was their third time reaching 10 regular-season wins as an FBS program (2015, 2019).

App State has outscored its opponents 103-17 over its last three games and 151-31 over its last four games, all Sun Belt wins.

The Mountaineers finished the regular season with a 7-1 league record for the sixth time in eight seasons as a member of the Sun Belt Conference (the other two seasons were 6-2).

App State achieved a perfect 7-0 home record. They went undefeated at Kidd Brewer Stadium (6-0) for the first time since 2018, which at that time was the first time since 2006.

Officially finishing with an average of 30,441 fans per home game this season, App State has set a program record and a Sun Belt Conference record for average home attendance. The previous school record was 26,153 in 2016, and the previous Sun Belt record of 29,171 was set by Louisiana in 2011.

App State won on Senior Day at home for the 23rd time in the last 24 years.

App State has won five of last seven meetings with Georgia Southern and now leads the all-time series 21-15-1. Since the rivals began playing annually in 1993, the 24-point win tied for App State's second-largest margin of victory over Georgia Southern.

Chandler Staton became App State's career scoring leader, passing Kevin Richardson, a running back who scored 444 points from 2004-07. Staton's total of 452 points moved him to sixth place in FBS history for points by a kicker.

This was the seventh time this year App State has held its opponent under 100 rushing yards.

TEAM TOTALS	GS	APP
FIRST DOWNS		
Total	15	12
Rushing	10	3
Passing	4	9
Penalty	1	0
RUSHING		
Total (Net)	87	94
Attempts	46	31
Avg. Per Rush	1.9	3.0
Rushing TDs	0	0
Yds. Gained	137	109
Yds. Lost	50	15
PASSING		
Total (Net)	107	235
Comp.-Att.-Int.	11-24-0	12-24-0
Avg. / Att.	4.5	9.8
Avg. / Comp.	9.7	19.6
TDs	0	2
TOTAL OFFENSE		
Yards	194	329
Plays	70	55
Avg. / Play	2.8	6
Fumbles - Lost	1-1	2-1
Penalties - Yds.	4-25	7-66
PUNTING		
Punts - Yds.	8-381	5-230
Avg. / Punt	47.6	46
Inside 20	2	2
50+ Yds.	4	1
Touchbacks	1	0
Fair Catch	2	4
KICKOFFS		
Total - Yds.	2-127	6-369
Avg. Yds. / Kickoff	63.5	61.5
Touchbacks	0	1
RETURNS		
Punt: Total - Yds. - TDs	0-0-0	3-41-0
Punt: Avg. / Return	0	13.7
Kickoff: Total - Yds. - TDs	2-26-0	2-123-1
Kickoff: Avg. / Return	13.0	61.5
INT: Total - Yds. - TDs	0-0-0	0-0-0
Fumble: Total - Yds. - TDs	0-0-0	1-3-0
MISCELLANEOUS		
Misc. Yards	0	0
Poss. Time	34:35	25:25
3rd. Down Conv.	4 of 17	4 of 15
4th. Down Conversions	2 of 4	2 of 3
Red-Zone: Scores - Chances	1-1	1-1
Sacks: Total - Yds.	2-11	4-31
PAT: Total - Made	0-0	3-3
Field Goals: Total - Made	1-2	2-2

App State Shuts Down Eagles In Senior Day Win

BOONE, N.C. — Cruising into the end zone for his final touchdown at Kidd Brewer Stadium, Thomas Hennigan took a bow and blew a kiss to the crowd before his teammates joined him for a high-flying celebration.

For App State's large class of seniors, a rivalry win at The Rock was a perfect way to head into the postseason.

A dominant defensive effort kept the Georgia Southern offense in check, and super seniors accounted for all of the Mountaineers' scores in a 27-3 victory against the Eagles.

"Today we honored 28 seniors, and that was emotional because those guys have done a lot of Appalachian State and given their all over the last five and six years," App State head coach Shawn Clark said. "We have a lot of a fan base to be appreciative of those guys and to know how much it means to be an Appalachian State Mountaineer."

The Mountaineers recorded four sacks and held Georgia Southern to 194 yards in posting the stingiest defensive showing against the Eagles since a 19-0 playoff shutout in 1987. In the final four games of the regular season, the Mountaineers allowed a combined 31 points.

Hennigan, Malik Williams and Jalen Virgil (97-yard kickoff return) scored touchdowns, and Chandler Staton became App State's career scoring leader on a day in which he made two field goals.

For a group of seven sixth-year seniors, they improved to 62-15 in their careers. Fifth-year seniors such as Hennigan went 28-3 at The Rock with two unbeaten home seasons.

"I wanted to score really bad because I wanted to bow to this crowd and blow a kiss to them because I wanted them to know how much I appreciate them and all the love and support that this university and these fans have given me," Hennigan said.

App State led just 10-3 after Georgia Southern made a 38-yard field goal in the final minute of the third quarter, but Virgil returned the kickoff for the score. That return gave him a special teams touchdown against the Eagles for the second straight year and allowed him to tie Darrynton Evans' school record of three career kickoff returns for TDs.

Just a few minutes later, after another defensive stop, App State needed only one play for Brice to hit Hennigan for a 68-yard score.

SCORING SUMMARY									
Team	Qtr	Time	Scoring Play	Conv.	Plays	Time	Score		
APP	1st	2:18	Williams 36 yd pass from Brice	Staton kick	8-80	3:06	7-0		
APP	3rd	5:19	Staton 40 yd field goal		4-0	1:12	10-0		
GS	3rd	0:53	Williams 38 yd FG		11-69	4:20	10-3		
APP	3rd	0:40	Virgil 97 yd kickoff return	Staton kick			17-3		
APP	4th	13:50	Hennigan 68 yd pass from Brice	Staton kick	1-68	0:10	24-3		
APP	4th	6:27	Staton 36 yd FG		6-22	2:26	27-3		

STAT LEADERS									
GEORGIA SOUTHERN					APP STATE				
Rushing	Att.	Yds	TD		Rushing	Att.	Yds	TD	
White	8	38	0		Castle	6	31	0	
Wright	14	27	0		Harrington	6	26	0	
Jones	7	17	0		Peoples	7	25	0	
Hood	1	8	0		Noel	9	21	0	
Cigelske	16	-3	0		Brice	3	-9	0	
Totals	46	87	0		Totals	31	94	0	
Passing	Cmp-Att-Int	Yds	TD		Passing	Cmp-Att-Int	Yds	TD	
Cigelske	11-24-0	107	0		Brice	12-24-0	235	2	
Totals	11-24-0	107	0		Huesman	0-0-0	0	0	
Totals	11-24-0	107	0		Totals	12-24-0	235	2	
Receiving	No.	Yds	TD		Receiving	No.	Yds	TD	
Jones	5	56	0		Sutton	5	55	0	
Hood	2	18	0		Hennigan	3	111	1	
Lewis	2	12	0		Williams	2	41	1	
McAfee	1	26	0		Evans	1	15	0	
Wright	1	-5	0		Virgil	1	13	0	
Totals	11	107	0		Totals	12	235	2	

GAME 13 (SUN BELT CHAMPIONSHIP GAME)					FINAL
APP STATE	0	7	3	6	— 16
#20 Louisiana	7	10	0	7	— 24

Dec. 4 - Cajun Field - Lafayette, La. - 31,014



GAME NOTES

App State lost a Sun Belt Conference championship game for the first time. App State and Louisiana are the only teams to play in the league's title game since it was first played in 2018. The Mountaineers won in 2018 and 2019 before the Ragin' Cajuns claimed their first victory today.

The loss snapped the Mountaineers' seven-game winning streak that dated back to their last game in Lafayette on Tuesday, Oct. 12.

App State is now 1-2 against top-25 ranked teams this year. It's the most games App State has played against top-25 FBS teams in a season.

The Mountaineers are 8-3 all-time vs. the Ragin' Cajuns. App State won the first eight meetings, while Louisiana has claimed the last three.

App State entered the championship game as the nation's leader in tackles for loss, and the Mountaineers racked up 10 more (including four sacks).

Nick Hampton added two more sacks to increase his season total to 10, the most by an App State player since 2006.

Demetrius Taylor had one sack to bring his career total to 26.5, which is fourth-most in school history.

Shaun Jolly tied a career high with three pass breakups to go with three solo tackles.

A touchdown catch for the fifth straight game was Thomas Hennigan's 23rd of his career, moving him into a tie for fourth on the school's all-time list with Rick Beasley (1978-80).

Chandler Staton made his only field goal try of the game – a 36-yarder that pulled the score within seven in the third quarter. It was his 19th of the season (in 20 attempts), tying the school record set by Jason Vitaris in 2009.

TEAM TOTALS	APP	UL
FIRST DOWNS		
Total	18	20
Rushing	9	10
Passing	7	10
Penalty	2	0
RUSHING		
Total (Net)	171	188
Attempts	34	41
Avg. Per Rush	5.0	4.6
Rushing TDs	1	2
Yds. Gained	196	220
Yds. Lost	25	32
PASSING		
Total (Net)	119	210
Comp.-Att.-Int.	12-30-0	15-32-0
Avg. / Att.	4.0	6.6
Avg. / Comp.	9.9	14.0
TDs	1	1
TOTAL OFFENSE		
Yards	290	398
Plays	64	73
Avg. / Play	4.5	5.5
Fumbles - Lost	1-1	0-0
Penalties - Yds.	7-47	6-55
PUNTING		
Punts - Yds.	8-338	6-284
Avg. / Punt	42.2	47.3
Inside 20	2	2
50+ Yds.	1	2
Touchbacks	1	0
Fair Catch	2	3
KICKOFFS		
Total - Yds.	4-250	5-287
Avg. Yds. / Kickoff	62.5	57.4
Touchbacks	1	0
RETURNS		
Punt: Total - Yds. - TDs	2-0-0	4-10-0
Punt: Avg. / Return	0.0	2.5
Kickoff: Total - Yds. - TDs	5-89-0	3-54-0
Kickoff: Avg. / Return	17.8	18.0
INT: Total - Yds. - TDs	0-0-0	0-0-0
Fumble: Total - Yds. - TDs	0-0-0	0-0-0
MISCELLANEOUS		
Misc. Yards	0	0
Poss. Time	27:23	32:37
3rd. Down Conv.	4 of 15	6 of 15
4th. Down Conversions	2 of 2	1 of 3
Red-Zone: Scores - Chances	1-1	2-3
Sacks: Total - Yds.	4-22	3-22
PAT: Total - Made	1-1	3-3
Field Goals: Total - Made	1-1	1-1

App State Falls to Louisiana in Sun Belt Title Game

LAFAYETTE, La. — Playing in the third Sun Belt Championship Game, App State made a push for a third title before 20th-ranked Louisiana finished off a breakthrough victory.

The Mountaineers trailed by seven points entering the fourth quarter and closed to within eight on Chase Brice's 24-yard touchdown pass to Thomas Hennigan with 5:06 left, but the Ragin' Cajuns milked most of the remaining time and posted a 24-16 victory in front of 31,014 fans Cajun Field.

With a 10-win regular season — and playing in only the second game between two Sun Belt teams with double-digit victories — the Mountaineers (10-3) has earned a bowl berth in each of its seven postseason-eligible seasons.

Sun Belt Defensive Player of the Year D'Marco Jackson had 11 tackles, 3.5 tackles for loss, one sack and four first-half quarterback hurries, and Nick Hampton's four tackles included 2.5 tackles for loss and two first-half sacks. Kaiden Smith led the team with 12 tackles, Trey Cobb contributed nine and Demetrius Taylor added a sack.

Offensively, Camerun Peoples scored App State's first touchdown on a 43-yard run late in the first half to highlight a 61-yard outing, and Brice rushed for a season-high 53 yards, with his eight scrambles gaining 75 yards. Hennigan had a team-high 71 receiving yards.

App State faced a fourth-and-10 scenario from the Louisiana 24 when Brice avoided pressure and threw a pass over the middle to a leaping Hennigan, who then broke three tackles inside the 15 to reach the end zone on a reception for the 23rd time in his career.

A two-point pass failed — analytics have led to teams going for two after scoring to pull within eight, as a successful attempt gives you a chance to win after another TD or, after a failed attempt, tie the game by going 1-for-2 on two-point tries that are converted at roughly a 50-percent rate — and Louisiana (12-1) registered three first downs on its final drive.

A fourth-down pass from the App State 36 fell incomplete with 29 seconds left, but Louisiana clinched the win with a forced fumble on a sack near midfield with 20 seconds remaining.

SCORING SUMMARY

Team	Qtr	Time	Scoring Play	Conv.	Plays	Time	Score
UL	1st	9:55	Jefferson 27 yd pass from Lewis	Snyder kick	9-75	5:05	0-7
UL	2nd	9:22	Lewis 56 yd run	Snyder kick	7-92	1:56	0-14
APP	2nd	2:38	Peoples 43 yd run	Staton kick	6-75	2:39	7-14
UL	2nd	0:01	Snyder 33 yd FG		5-38	0:31	7-17
APP	3rd	8:06	Staton 36 yd FG		15-57	6:54	10-17
UL	4th	12:14	Bailey 35 yd run	Snyder kick	7-72	2:36	10-24
APP	4th	5:06	Hennigan 24 yd pass from Brice	Pass failed	12-83	3:10	16-24

STAT LEADERS

APP STATE					LOUISIANA				
Rushing	Att.	Yds	TD		Rushing	Att.	Yds	TD	
Peoples	8	61	1		Bailey	14	117	1	
Brice	11	53	0		Lewis	9	43	1	
Noel	12	42	0		Smith	9	21	0	
Harrington	3	15	0		Johnson	8	8	0	
Totals	34	171	1		Team	1	-1	0	
Passing					Totals				
Brice	12-30-0	119	1		Passing	Cmp-Att-Int	Yds	TD	
Totals	12-30-0	119	1		Lewis	15-30-0	210	1	
Receiving					Fields	0-2-0	0	0	
Hennigan	6	71	1		Totals	15-32-0	210	1	
Sutton	2	28	0		Receiving				
Williams	2	7	0		LeBlanc	4	67	0	
Wells	1	10	0		Rogers Jr.	4	49	0	
Evans	1	3	0		Bailey	3	29	0	
Totals	12	119	1		Jefferson	2	41	1	
					Migl	1	14	0	
					Fleming	1	10	0	
					Totals	15	210	1	

NCAA Statistics

App State - 2021-22 Football Ranking Summary thru games 12/04/2021

Statistic	National Rank	Conference Rank	Value	National Leader	Value	Conference Leader	Value
3rd Down Conversion Pct (130 ranked)	91	4	0.362	Coastal Carolina	0.541	Coastal Carolina	0.541
3rd Down Conversion Pct Defense (129 ranked)	12	1	0.323	Houston	0.256	App State	0.323
4th Down Conversion Pct (130 ranked)	13	3	0.688	Northern Ill.	0.846	Coastal Carolina	0.750
4th Down Conversion Pct Defense (130 ranked)	16	2	0.375	Pittsburgh	0.182	ULM	0.353
Blocked Kicks (64 ranked)	64	5	1	Cincinnati Houston Old Dominion	6 6 6	Coastal Carolina	5
Blocked Kicks Allowed (129 ranked)	1	1	0	30 teams tied	0	App State Coastal Carolina	0 0
Blocked Punts (32 ranked)			6	6 teams tied	4	Coastal Carolina	4
Blocked Punts Allowed (129 ranked)	1	1	0	63 teams tied	0	App State Coastal Carolina Louisiana	0 0 0
Completion Percentage (130 ranked)	56	4	0.622	Mississippi St.	0.747	Coastal Carolina	0.702
Defensive TDs (58 ranked)	6	1	4	Middle Tenn. Nevada Ohio St.	6 6 6	App State	4
Fewest Penalties (130 ranked)	81	10	79	Eastern Mich.	41	ULM	44
Fewest Penalties Per Game (130 ranked)	63	10	6.08	Eastern Mich.	3.42	ULM	3.67
Fewest Penalty Yards (130 ranked)	86	10	709	Eastern Mich.	366	ULM	384
Fewest Penalty Yards Per Game (130 ranked)	69	9	54.54	Eastern Mich.	30.50	ULM	32.00
First Downs Defense (130 ranked)	40	4	230	Wisconsin	156	Coastal Carolina	203
First Downs Offense (130 ranked)	21	1	292	Western Ky.	357	App State	292
Fumbles Lost (130 ranked)	122	10	12	Missouri Nevada	1 1	Ga. Southern Louisiana	4 4
Fumbles Recovered (125 ranked)	71	7	6	Middle Tenn.	15	Louisiana	12
Kickoff Return Defense (130 ranked)	37	5	19.10	Michigan	12.08	Troy	17.25
Kickoff Returns (130 ranked)	9	1	27.17	NC State	30.67	App State	27.17
Net Punting (130 ranked)	64	4	39.23	Rutgers	45.34	Louisiana	43.54
Passes Had Intercepted (129 ranked)	64	5	10	Toledo	2	Louisiana Coastal Carolina	4 4
Passes Intercepted (130 ranked)	10	2	15	Iowa	24	Troy	16
Passing Offense (130 ranked)	59	4	240.7	Western Ky.	436.5	Arkansas St.	313.9
Passing Yards Allowed (130 ranked)	31	4	206.6	Washington	143.3	Coastal Carolina	191.1
Passing Yards per Completion (130 ranked)	31	2	13.31	Army West Point	21.91	Coastal Carolina	15.33
Punt Return Defense (130 ranked)	28	3	4.50	Coastal Carolina	0.00	Coastal Carolina	0.00
Punt Returns (130 ranked)	89	4	6.67	Central Mich.	20.25	Coastal Carolina	10.44
Red Zone Defense (130 ranked)	15	1	0.737	Georgia	0.600	App State	0.737
Red Zone Offense (130 ranked)	12	1	0.915	Oklahoma	0.964	App State	0.915
Rushing Defense (130 ranked)	19	1	118.8	Wisconsin	65.2	App State	118.8
Rushing Offense (130 ranked)	37	4	187.7	Air Force	340.8	Coastal Carolina	231.2
Sacks Allowed (130 ranked)	8	1	1.00	Army West Point	0.55	App State	1.00
Scoring Defense (130 ranked)	16	2	19.3	Georgia	9.5	Louisiana	18.3
Scoring Offense (130 ranked)	24	2	34.2	Ohio St.	45.5	Coastal Carolina	40.4
Tackles for Loss Allowed (130 ranked)	17	1	4.08	Michigan	2.08	App State	4.08
Team Passing Efficiency (130 ranked)	39	2	148.24	Coastal Carolina	190.63	Coastal Carolina	190.63
Team Passing Efficiency Defense (130 ranked)	12	1	114.74	Cincinnati	100.47	App State	114.74
Team Sacks (129 ranked)	34	4	2.77	Oklahoma St.	4.23	Troy	3.17
Team Tackles for Loss (130 ranked)	2	1	8.4	Oklahoma St.	8.5	App State	8.4
Time of Possession (130 ranked)	27	3	31:10	Army West Point	36:46	South Alabama	32:19
Total Defense (130 ranked)	18	2	325.5	Wisconsin	240.8	Coastal Carolina	324.8
Total Offense (130 ranked)	47	2	428.4	Ohio St.	551.4	Coastal Carolina	493.1
Turnover Margin (130 ranked)	75	7	-0.08	Nevada	1.33	Louisiana	1.00
Turnovers Gained (129 ranked)	25	3	21	Middle Tenn.	31	South Alabama	25
Turnovers Lost (130 ranked)	111	9	22	Toledo	6	Louisiana	8
Winning Percentage (127 ranked)	19	3	0.769	Cincinnati	1.000	Louisiana	0.923

Statistic	Player	National Rank	Conference Rank	Value	National Leader	Value	Conference Leader	Value
All Purpose (200 ranked)	Nate Noel	131	6	84.00	Lew Nichols, Central Mich.	167.50	Alan Lamar, Arkansas St.	140.25
	Cameron Peoples	173	8	76.73				
	Malik Williams	192	11	74.46				
Blocked Kicks (2 ranked)					Mannie Nunnery, Houston	3	Alex Spillum, Coastal Carolina	2
Combined Kick Returns (199 ranked)	Jalen Virgil	15	2	635	Alan Lamar, Arkansas St.	1,333	Alan Lamar, Arkansas St.	1,333
	Malik Williams	133	9	177				
	Thomas Hennigan	148	11	157				
	Milan Tucker	161	12	149				
Completion Percentage (112 ranked)	Chase Brice	63	4	0.619	Will Rogers, Mississippi St.	0.751	Grayson McCall, Coastal Carolina	0.730
Completions Per Game (100 ranked)	Chase Brice	54	3	17.46	Will Rogers, Mississippi St.	39.42	Jake Bentley, South Alabama	21.20
Field Goal Percentage (112 ranked)	Chandler Staton	1	1	0.950	Zack Long, Tulsa	0.950	Chandler Staton, App State	0.950
					Nate Needham, Bowling Green	0.950		
					Chandler Staton, App State	0.950		
Field Goals Per Game (135 ranked)	Chandler Staton	27	2	1.46	Jonah Dalmás, Boise St.	2.17	Blake Grupe, Arkansas St.	1.67
Forced Fumbles (29 ranked)					Felix Anudike-Uzomah, Kansas St.	0.50	Issiah Nixon, Texas St.	0.33
Fumbles Recovered (21 ranked)	Ronald Clarke	21	2	2	Jordan Lee, Nevada	5	Andre Jones, Louisiana	3
	Trey Cobb	21	2	2				
Interceptions Per Game (135 ranked)	Steven Jones	9	2	0.4	Verone McKinley III, Oregon	0.5	Darrell Luter Jr., South Alabama	0.4
	Trey Cobb	98	6	0.2				
	Ryan Huff	135	8	0.2				
Kickoff Return TDs (11 ranked)	Jalen Virgil	2	1	2	Brian Battie, South Fla.	3	Jalen Virgil, App State	2
						Alan Lamar, Arkansas St.	2	
Kickoff Returns (62 ranked)	Jalen Virgil	7	1	30.2	Lideatrick Griffin, Mississippi St.	35.0	Jalen Virgil, App State	30.2
Passes Defended (15 ranked)					Ja'Quan McMillian, East Carolina	1.8	Darrell Luter Jr., South Alabama	1.4
Passing Efficiency (112 ranked)	Chase Brice	52	3	146.2	Grayson McCall, Coastal Carolina	207.9	Grayson McCall, Coastal Carolina	207.9
Passing TDs (159 ranked)	Chase Brice	27	1	23	Bailey Zappe, Western Ky.	56	Chase Brice, App State	23
						Grayson McCall, Coastal Carolina	23	
Passing Yards (130 ranked)	Chase Brice	23	1	3,020	Bailey Zappe, Western Ky.	5,570	Chase Brice, App State	3,020
Passing Yards Per Game (130 ranked)	Chase Brice	46	3	232.3	Bailey Zappe, Western Ky.	428.5	Grayson McCall, Coastal Carolina	255.8
Passing Yards per Completion (112 ranked)	Chase Brice	34	2	13.30	Grayson McCall, Coastal Carolina	16.61	Grayson McCall, Coastal Carolina	16.61
Points Responsible For (199 ranked)	Chase Brice	29	2	162	Bailey Zappe, Western Ky.	358	Grayson McCall, Coastal Carolina	168
	Chandler Staton	92	6	109				
	Cameron Peoples	161	9	84				
Points Responsible For Per Game (200 ranked)	Chase Brice	46	3	12.5	Bailey Zappe, Western Ky.	27.5	Grayson McCall, Coastal Carolina	16.8
	Chandler Staton	114	7	8.4				
	Cameron Peoples	147	9	7.6				
Punt Return TDs (5 ranked)					4 players tied	2	6 players tied	1
Punt Returns (41 ranked)					Jaylin Lane, Middle Tenn.	16.9	Johnnie Lang, Arkansas St.	8.1
Punting (91 ranked)	Xavier Subotsch	78	7	40.8	Matt Araiza, San Diego St.	51.4	Rhys Byrns, Louisiana	46.4
Receiving TDs (162 ranked)	Corey Sutton	52	4	7	Jordan Addison, Pittsburgh	17	Isaiah Likely, Coastal Carolina	10
	Thomas Hennigan	71	6	6				
	Malik Williams	71	6	6				
Receiving Yards (200 ranked)	Corey Sutton	48	3	904	Jerreth Sterns, Western Ky.	1,704	Jalen Tolbert, South Alabama	1,474
	Malik Williams	71	6	783				
	Thomas Hennigan	73	7	776				
Receiving Yards Per Game (200 ranked)	Corey Sutton	55	3	69.5	Jerreth Sterns, Western Ky.	131.1	Jalen Tolbert, South Alabama	122.8
	Malik Williams	97	8	60.2				
	Thomas Hennigan	106	9	59.7				
Receptions Per Game (200 ranked)	Corey Sutton	83	5	4.7	Jerreth Sterns, Western Ky.	10.5	Jalen Tolbert, South Alabama	6.8
	Thomas Hennigan	110	9	4.2				
	Malik Williams	125	10	3.9				
Rush Yards Per Carry (151 ranked)	Nate Noel	49	5	5.49	Braelon Allen, Wisconsin	7.06	Jamyeast Williams, Georgia St.	6.75
	Cameron Peoples	51	6	5.39				
Rushing TDs (198 ranked)	Cameron Peoples	19	1	14	5 players tied	20	Cameron Peoples, App State	14
	Nate Noel	198	16	4				
Rushing Yards (200 ranked)	Nate Noel	32	1	1,076	Lew Nichols, Central Mich.	1,710	Nate Noel, App State	1,076
	Cameron Peoples	66	5	825				
Rushing Yards Per Game (200 ranked)	Nate Noel	52	2	82.8	Lew Nichols, Central Mich.	142.5	Shermari Jones, Coastal Carolina	98.8
	Cameron Peoples	60	3	75.0				
Sacks (146 ranked)	Nick Hampton	21	4	0.77	Andre Carter II, Army West Point	1.32	Josaiah Stewart, Coastal Carolina	1.04
	Demetrius Taylor	83	10	0.54				
	D'Marco Jackson	113	11	0.46				
Scoring (191 ranked)	Chandler Staton	31	1	8.4	Breece Hall, Iowa St.	11.5	Chandler Staton, App State	8.4
	Cameron Peoples	58	3	7.6				
Solo Tackles (29 ranked)					Chris Bergin, Northwestern	7.0		
Tackles For Loss (23 ranked)	D'Marco Jackson	8	1	1.4	Will Anderson Jr., Alabama	2.5	D'Marco Jackson, App State	1.4
	Nick Hampton	21	6	1.3				
Total Interceptions (33 ranked)	Steven Jones	2	1	5	Verone McKinley III, Oregon	6	Steven Jones, App State	5
	Trey Cobb	33	4	3				
Total Offense (200 ranked)	Chase Brice	52	3	245.8	Bailey Zappe, Western Ky.	430.2	Grayson McCall, Coastal Carolina	280.8
	Nate Noel	171	9	82.8				
	Cameron Peoples	181	10	75.0				
Total Points Scored (147 ranked)	Chandler Staton	20	1	109	Breece Hall, Iowa St.	138	Chandler Staton, App State	109
	Cameron Peoples	73	3	84				

Total Tackles (494 ranked)	D'Marco Jackson	29	2	8.8	Chris Bergin, Northwestern	11.8	Carlton Martial, Troy	10.6
	Trey Cobb	338	25	5.3				
	T.D. Roof	376	29	5.1				
	Nick Hampton	386	30	5.1				
Total Touchdowns (132 ranked)	Camerun Peoples	26	1	14	Breece Hall, Iowa St.	23	Camerun Peoples, App State	14
Yards per Pass Attempt (112 ranked)	Chase Brice	40	2	8.23	Grayson McCall, Coastal Carolina	12.12	Grayson McCall, Coastal Carolina	12.12
Yards per Reception (200 ranked)	Malik Williams	93	8	15.35	Trea Shropshire, UAB	27.28	Jalen Tolbert, South Alabama	17.98
	Corey Sutton	112	9	14.82				
	Thomas Hennigan	138	13	14.11				

SINGLE-GAME HIGHS

RUSHING YARDS

317	Camerun Peoples	N. Texas (bowl)	2020
313	Armanti Edwards	Richmond	2007
291	Armanti Edwards	The Citadel	2007
267	Ritchie Melchor	Chattanooga	1989
264	DeAndre Presley	Western Illinois	2010
259	Jack Groce	Newberry	1951
257	Jalin Moore	Akron	2016
250	Marcus Cox	Georgia State	2014
245	Steven Miller	Western Carolina	2012
245	John Settle	Furman	1986
244	Jalin Moore	Idaho	2015
244	Shirley Gabriel	Emory & Henry	1953
242	David Neeld	Carson-Newman	1970
241	Jalin Moore	New Mexico State	2017
239	Jalin Moore	Georgia State	2017
239	John Settle	Western Carolina	1985

RUSHING TOUCHDOWNS

5	Camerun Peoples	N. Texas (bowl)	2020
5	John Settle	Davidson	1986

LONGEST RUSHES

98	Clayton Deskins	Bluefield State	1971
90	Emmitt Hamilton	Marshall	1977
89	DeAndre Presley	Western Illinois	2010
88	John Settle	Furman	1986
87	Darrynton Evans	Charlotte	2019
86	John Settle	The Citadel	1985
86	Hal Queen	Catawba	1969
85	Emmitt Hamilton	South Carolina	1977
84	Ricky Fergerson	Georgia State	2014
84	Devin Radford	Furman	2008
81	Jalin Moore	Gardner-Webb	2018
81	Karim Razzak	Western Carolina	1999

TOUCHDOWN PASSES

5	Taylor Lamb	Savannah State	2017
5	DeAndre Presley	The Citadel	2010
5	Armanti Edwards	Wofford	2008
5	Richie Williams	N'Western St.	2004
5	Pat Murphy	Wofford	1968
5	Pat Murphy	Presbyterian	1967
4	Chase Brice	ULM	2021
4	Zac Thomas	Troy	2020
4	Zac Thomas	Arkansas State	2020
4	Zac Thomas	Troy	2019
4	Zac Thomas	Georgia State	2019
4	Taylor Lamb	ULM	2017
4	Taylor Lamb	Louisiana	2017
4	Taylor Lamb	Texas State	2016
4	Taylor Lamb	Old Dominion	2015
4	Taylor Lamb	Arkansas State	2015
4	Jamal Londry-Jackson	Elon	2012
4	Jamal Londry-Jackson	Elon	2011
4	DeAndre Presley	Jacksonville	2010
4	Armanti Edwards	S.C. State	2008
4	Armanti Edwards	The Citadel	2008
4	Richie Williams	Chattanooga	2004
4	Richie Williams	E. Kentucky	2004
4	Richie Williams	Elon	2003
4	Joe Burchette	VMI	2002
4	Joe Burchette	W. Carolina	2000

PASSING YARDS (QB, Completions-Attempts)

433	Armanti Edwards (29-41)	S.C. State	2008
427	Taylor Lamb (23-39)	C. Carolina	2017
415	Armanti Edwards (27-34)	Wofford	2009
413	Richie Williams (40-45)	Furman	2004
410	Richie Williams (21-37)	Chattanooga	2004
408	Richie Williams (29-43)	Elon	2004
408	Steve Brown (26-38)	E. Tenn. State	1980
405	Richie Williams (31-40)	Wofford	2004
397	Taylor Lamb (20-31)	Liberty	2014
383	J. Londry-Jackson (21-34)	Ga. Southern	2012
381	Kameron Bryant (27-33)	Ga. Southern	2013

PASS COMPLETIONS (QB, Attempts)

40	Richie Williams (45 att.)	Furman	2004
37	Bake Baker (57 att.)	Liberty	1997
33	Kameron Bryant (43 att.)	Wofford	2013
33	J. Londry-Jackson (45 att.)	Illinois State	2012
32	J. Londry-Jackson (46 att.)	Furman	2012
31	DeAndre Presley (56 att.)	Villanova	2010
31	Richie Williams (40 att.)	Wofford	2004
29	J. Londry-Jackson (46 att.)	Wofford	2012
29	J. Londry-Jackson (44 att.)	Furman	2011
29	Armanti Edwards (41 att.)	S.C. State	2008
29	Richie Williams (43 att.)	Elon	2004
29	Joe Burchette (45 att.)	The Citadel	2002
29	Bake Baker (50 att.)	Clemson	1997

LONGEST RECEPTIONS (Receiver-Passer)

95*	Smith-Satterfield	W. Carolina	1994
90	Sutton-Thomas	Charlotte	2018
89	Fowlkes-Williams	N'Western St.	2004
89	Fowlkes-Williams	Chattanooga	2004
88	Fowlkes-Williams	Wofford	2003
85	Upshur-Joyce	James Madison	1983
84	Watkins-Lamb	Wake Forest	2017
83	Virgil-Lamb	C. Carolina	2017
83	Layton-Burchette	Chattanooga	2001
83	Reaves-Freeman	Gardner-Webb	1989
82	Ford-Price	East Carolina	1975
82	Camelo-Brown	Chattanooga	1979
80	Wells-Brice	Georgia State	2021
80	Ray-Brown	VMI	1979
80	Jenkins-Joyce	The Citadel	1981
80	Albea-Jeremiah	W. Carolina	1999

*non-scoring

RECEPTIONS (Name, Yards)

17	DaVon Fowlkes	280	Elon	2004
15	DaVon Fowlkes	202	Wofford	2004
14	DaVon Fowlkes	148	Furman	2004
14	Rick Beasley	136	Marshall	1979
13	Sean Price	167	Illinois State	2012
13	Bob Agle	180	E. & Henry	1968
12	Andrew Peacock	90	Georgia	2013
12	DaVon Fowlkes	236	Chattanooga	2004
12	Gerard Hardy	123	Liberty	1997

TOUCHDOWN RECEPTIONS

4	Thomas Hennigan	Louisiana	2017
4	DaVon Fowlkes	N'Western St.	2004
4	Bob Agle	Wofford	1968

RECEIVING YARDS (Name, Catches)

280	DaVon Fowlkes	17	Elon	2004
261	Bob Agl	10	Wofford	1968
236	DaVon Fowlkes	12	Chattanooga	2004
231	Sean Price	7	Ga. Southern	2012
231	Rick Beasley	9	James Madison	1980
220	Rick Beasley	9	E. Tenn. State	1980
206	Malik Williams	10	Coastal Carolina	2021
202	DaVon Fowlkes	15	Wofford	2004
195	William Mayfield	7	Chattanooga	2006
191	DaVon Fowlkes	8	N'Western St.	2004
186	Jalen Virgil	5	Coastal Carolina	2017

INTERCEPTIONS

3	Steven Jones Jr.	Arkansas State	2021
3	Clifton Duck	NMSU	2017
3	Tae Hayes	NMSU	2017
3	Mark LeGree	Wofford	2008
3	Larry McKenzie	Davidson	1973

LONGEST INTERCEPTION RETURN

100	Trey Cobb	South Alabama	2021
100	Rico Mack	James Madison	1990
100	John Hollar	W. Carolina	1947
100	John Hollar	Elon	1946
97	Doug Middleton	N.C. A&T	2011
91	Latrell Gibbs	Wyoming	2015
90	T.D. Roof	Elon	2021
82	Wes Hunter	Chattanooga	1999
78	Justin Wozeah	S. Illinois	2005
77	Quinton McKinney	Furman	1974
75	Jon Duncan	Edinboro	1995
71	A.J. Howard	Troy	2016
70	Brandon Grier	Chattanooga	2012
70	Titus Howard	Elon	2005
70	Larry McKenzie	Davidson	1973

LONGEST KICKOFF RETURN

100	Jalen Virgil	Miami	2021
100	Jalen Virgil	Ga. Southern	2020
100	Darrynton Evans	Penn State	2018
100	Keith Nash	Lenoir-Rhyne	1968
99	Tony Washington	Wofford	2012
97	Jalen Virgil	Ga. Southern	2021
97*	Darrynton Evans	Louisiana (SBCH)	2018
96*	Don Blue	Liberty	1994
95	CoCo Hillary	Wofford	2007
95	Jimmy Watkins	Wofford	2000
94	Darrynton Evans	Toledo	2016
92	Derek Jenkins	Furman	1981
91	Jimmy Watkins	The Citadel	2000
90	Clayton Deskins	Guilford	1968

*non-scoring

LONGEST PUNT RETURN

100	Aubrey Elam	Lenoir-Rhyne	1955
87	DaVon Fowlkes	Marshall	2002
86	Dexter Jackson	Gardner-Webb	2006
82	Anthony Smith	E. Tenn. State	1989
81	Jack Fine	Carson-Newman	1965
81	Anthony Smith	Wake Forest	1992

CAREER HIGHS

RONALD CLARKE

Tackles4 (Multiple times)
Fumble recoveries1 (Elon - 21)
Sacks1.0 (South Alabama - 21)

MADISON CONE (App State Highs)

Tackles5 (South Alabama - 21)

TYLER BIRD

Tackles6 (North Texas - 20)
Forced fumbles.....1 (ECU - 21, ULM - 21)
Sacks1.0 (at Ark State - 21)

CHASE BRICE (App State Highs)

Pass completions.....24 (Marshall - 21)
Pass attempts.....39 (Marshall - 21)
Passing yards.....347 (Coastal Carolina - 21)
Long pass80 (at Georgia State - 21)
Passing TDs4 (ULM - 21)

ANDERSON CASTLE

Rushes12 (at Georgia State - 21)
Rushing yards58 (Troy - 20)
Rushing TDs1 (Elon - 21, at Georgia State - 21)
Long rush49 (Troy - 20)

TREY COBB

Tackles14 (Marshall - 20)
Tackles for loss3.5 (Arkansas State - 20)
Sacks1.0 (Three times)
Interceptions.....2 (South Alabama - 21)
Fumble recoveries1 (Multiple times)
Defensive TDs1 (UAB - 19, South Alabama - 21)

TOMMY DAWKINS JR.

Tackles4 (Charlotte - 19)
Tackles for loss2.5 (UAB - 19)
Sacks2.5 (UAB - 19)

KALEB DAWSON

Tackles4 (Elon - 21, at Georgia State - 21)

LOGAN DOUBLIN

Tackles8 (at Ga Southern - 18)
Forced fumbles.....1 (Elon - 21)
Fumble recovery1 (Georgia State - 19)
Sacks1.0 (at Troy - 21)

JORDON EARLE

Tackles6 (UL in SBC - 21)
Sacks1.5 (UL in SBC - 21)
Fumble recovery1 (at Ga. So. - 20)

TIM FRIZZELL

Tackles5 (at Texas State - 20)
Sacks1.5 (at ULM - 20)
Tackles for loss2.0 (Arkansas State - 20)
Interceptions.....1 (at Georgia State - 21)

MILLER GIBBS

Receptions3 (at Texas State - 20, GSU - 20)
Receiving yards47 (at Texas State - 20)
TD receptions.....1 (Multiple times)
Long reception32 (at Texas State - 20)

NICK HAMPTON

Tackles8 (Three times)
Tackles for loss3.0 (Multiple times)
Sacks2.0 (Three times in 21)
Fumble recovery1 (CCU - 20)
Forced fumble1 (at Ga. So. - 20)

BRENDAN HARRINGTON

Tackles11 (North Texas - 20)
Sacks2.0 (ECU - 21)
Tackles for loss2.0 (ECU - 21)
Interceptions.....1 (Four times in 2020)
INT return for TD(at Texas State - 20)
Pass breakups2 (Arkansas State - 20)

DAETRICH HARRINGTON

Rushes32 (Campbell - 20)
Rushing yards211 (Campbell - 20)
Rushing TDs.....4 (Campbell - 20)
Long rush55 (Arkansas State - 20)

THOMAS HENNIGAN

Receptions11 (at Troy - 19)
Receiving yards140 (at Troy - 19)
TD receptions.....4 (Louisiana - 17)
Long reception68 (ECU - 21)
Interceptions.....1 on hail mary (Troy - 18)
Punt returns.....4 (Savannah State - 17)
Punt return yards.....55 (at Charlotte - 18)
Long punt return59 (at Charlotte - 18)
Punt return TDs1 (at Charlotte - 18)
All-purpose yards144 (at Troy - 19)

CLAYTON HOWELL

Punts8 (at Arkansas State - 18)
Long punt.....62 (at Arkansas State - 18)
Inside the 202 (at Penn State - 18, UL/SBC - 18)

JACOB HUESMAN

Pass completions.....9 (at Coastal Carolina - 18)
Pass attempts.....19 (at Coastal Carolina - 18)
Passing yards.....127 (at Coastal Carolina - 18)
Long pass56 (ULM - 19)
Passing TDs1 (Multiple times)

RYAN HUFF

Tackles7 (Coastal Carolina - 19)
Tackles for loss1.5 (Charlotte - 18)
Sacks0.5 (Charlotte - 18)
Interceptions.....2 (at ULM - 20)

D'MARCO JACKSON

Tackles14 (Marshall - 21)
Tackles for loss4.5 (Elon - 21)
Sacks3.0 (Elon)
Interceptions.....2 (Arkansas State - 20)

SHAUN JOLLY

Tackles9 (Arkansas State - 20)
Tackles for loss1.0 (Multiple times)
Sacks0.5 (Arkansas State - 20)
Interceptions.....2 (at Georgia State - 19)
INT return for TD(CCU - 19, at Ga. State - 19)
Pass breakups3 (at Ga State - 19, UL in SBC - 21)

STEVEN JONES JR.

Tackles7 (ECU - 21)
Interceptions.....3 (at Ark State - 21)
INT returns for TDs2 (at Ark State - 21)
Pass breakups2 (Multiple times)
Long kick return41 (Georgia State - 20)
Special teams TDs.....1 (Gardner-Webb - 18)

JALEN MCLEOD

Tackles4 (Multiple times)
Sacks1.0 (Multiple times)
Tackles for loss2.0 (Marshall - 21)
Forced Fumbles.....1 (Campbell - 20)

NATE NOEL

Rushes23 (at Ark State - 21)
Rushing yards187 (Marshall - 21)
Rushing TDs.....1 (Multiple times)
Long rush70 (at Ga. So. - 20)

HANSKY PAILLANT

Tackles.....4 (Troy - 20)
Sacks.....1.0 (North Texas - 20)

HENRY PEARSON

Receptions4 (Georgia State - 20)
Receiving yards62 (at Ga. So. - 20)
TD receptions.....2 (North Texas - 20)
Longest reception33 (at Ga. So. - 20)

CAMERUN PEOPLES

Rushes27 (CCU - 20)
Rushing yards317 (North Texas - 20)
Rushing TDs.....5 (North Texas - 20)
Long rush76 (North Texas - 20)

T.D. ROOF

Tackles9 (ULM - 21)
Sacks2.0 (at Miami - 21)
Tackles for loss.....2.0 (at Miami - 21, at Troy - 21)

NICK ROSS

Tackles6 (Marshall - 20, at ULM - 20)
Interceptions...1 (at So. Carolina - 19, at Ga. So. - 20)

KAIDEN SMITH

Tackles13 (North Texas - 20)
Tackles for loss.....1.0 (GWU - 18, ULM - 20)
Interceptions.....1 (Three times)
Forced fumbles.....1 (Toledo - 17, CCU - 20)

CALEB SPURLIN

Tackles7 (at Miami - 21, GS - 21)
Tackles for loss.....1.5 (Sav. State - 17, Coastal - 21)
Sacks1.5 (Coastal Carolina - 21)
Forced Fumbles.....1 (Three times)
Receiving TDs.....2 (ULM - 21)
Blocked FGs1 (at Miami - 21)
Blocked punts1 (at Coastal Carolina - 18)

CHANDLER STATON

Field Goals.....3 (Four times, last vs. Elon - 21)
Long53 (Georgia Southern - 17)
PATs.....8/8 (Three times)

XAVIER SUBOTSCH

Punts8 (Two times)
Long punt.....67 (ULM - 19)
Inside the 204 (Wake Forest - 17)

COREY SUTTON

Receptions10 (Marshall - 21)
Receiving yards173 (at Georgia State - 19)
TD receptions.....3 (at Georgia State - 19)
Long reception90 (at Charlotte - 18)

DEMETRIUS TAYLOR

Tackles8 (Ga. Southern - 19)
Tackles for loss.....3.5 (Georgia State - 20)
Sacks2.5 (at UNC - 19)
Forced Fumbles.....2 (at UNC - 19)
Fumble Recoveries.....1 (at UNC - 19)
Interceptions.....1 (at UNC - 19)

JALEN VIRGIL

Receptions5 (Three times)
Receiving yards186 (Coastal - 17)
TD receptions.....2 (Coastal - 17, Charlotte - 19)
Long reception83 (Coastal - 17)
Rushes3 (at South Alabama - 19)
Rushing yards32 (at South Alabama - 19)
Rushing TDs.....1 (ETSU - 19)
Long rush21 (at South Alabama - 19)
Long kick return...100 (at Ga. So. - 20, at Miami - 21)

MALIK WILLIAMS

Receptions10 (Coastal Carolina - 21)
Receiving yards206 (Coastal Carolina - 21)
TD receptions.....2 (at Penn State - 18, at Troy - 19)
Long reception62 (at CCU - 20)
Pass completions.....2 (Middle Tennessee - 18)
Passing yards.....38 (Middle Tennessee - 18)
Passing TDs.....2 (Middle Tennessee - 18)
Long pass34 (at Ark State - 21)

CHRISTIAN WELLS

Receptions4 (at Marshall - 20)
Receiving yards83 (at Georgia State - 21)
TD receptions.....2 (Arkansas State - 20)
Long reception80 (at Georgia State - 21)

APP STATE CAREER LEADERS

GAMES PLAYED

65	Thomas Hennigan	WR	2017-
65	Caleb Spurlin	DE	2017-
65	Xavier Subotsch	P	2017-
64	Demetrius Taylor	DE	2017-
64	Malik Williams	WR	2017-
63	Baer Hunter	OL	2017-
62	Pierre Banks	LB	2004-08

STARTS (Defensive/Offensive players)

64	Thomas Hennigan	WR	2017-
55*	Jerome Touchstone	CB	2004-07
54	Justin Woazeah	CB	2004-07
52*	Noah Hannon	OL	2017-20
51	Victor Johnson	OL	2016-19
51	Baer Hunter	OL	2017-
50*	D.J. Smith	LB	2007-10
50	Scott Suttle	OL	2004-07

* At least 50 consecutive starts

KICKOFF RETURNS FOR TDs (TD Years)

3	Jalen Virgil	(2020, 2021 twice)
3	Darrynton Evans	(2016, 2018, 2019)
2	Jimmy Watkins	(2000 twice)

POINTS

456	Chandler Staton	63fg/267xp	2017-
444	Kevin Richardson	74td	2004-07
392	Armanti Edwards	65td/2conv	2006-09
373	Julian Rauch	42fg/247xp	2004-07
366	Marcus Cox	61td	2013-16
293	Jason Vitaris	27fg/124xp	2007-10
268	John Settle	44td/2conv	1983-86
250	Damon Scott	41td/2conv	1993-96
250	Bjorn Nittmo	55fg/85xp	1985-88
240	Devon Moore	40td	2006-10
219	Jay Sutton	40fg/99xp	1993-96

FIELD GOALS

63	Chandler Staton	80 att.	2017-
55	Bjorn Nittmo	72 att.	1985-88
42	Julian Rauch	61 att.	2004-07
41	Jay Millson	68 att.	1989-92
40	Jay Sutton	53 att.	1993-96

EXTRA POINTS

267	Chandler Staton	269 att.	2017-
247	Julian Rauch	256 att.	2004-07
179	Jason Vitaris	188 att.	2007-10
99	Jay Sutton	103 att.	1993-96
91	Jay Millson	94 att.	1989-92
91	Mark French	94 att.	1978-81

CHANDLER STATON RECORDS CLINCHED

APP STATE

Career: Points, FGs, XPs, Consecutive FGs Made, Consecutive XPs Made,

Single Season: FGs (Tied-1st), XP% (Tied-1st)

SUN BELT

Career: Points, XPs

Single Season: XPs, XP% (Tied-1st)

PASS RECEPTION YARDS

3,418	Brian Quick	202 rec.	2007-11
3,124	Rick Beasley	178 rec.	1978-80
3,077	Thomas Hennigan	237 rec.	2017-
2,960	DaVon Fowlkes	200 rec.	2001-04
2,346	Malik Williams	189 rec.	2017-
2,278	Corey Sutton	146 rec.	2018-
2,151	Bob Agle	146 rec.	1965-68
2,108	Andrew Peacock	208 rec.	2010-13
1,942	Daryl Skinner	134 rec.	1997-99
1,906	CoCo Hillary	140 rec.	2007-10

PASS RECEPTIONS

237	Thomas Hennigan	3,077 yds.	2017-
208	Andrew Peacock	2,108 yds.	2010-13
202	Brian Quick	3,418 yds.	2007-11
200	DaVon Fowlkes	2,960 yds.	2001-04
189	Malik Williams	2,346 yds.	2017-
178	Rick Beasley	3,124 yds.	1978-80
151	Matt Cline	1,732 yds.	2006-10
146	Corey Sutton	2,278 yds.	2018-
146	Bob Agle	2,151 yds.	1965-68
140	CoCo Hillary	1,906 yds.	2007-10
139	Tony Washington	1,837 yds.	2010-13
134	Daryl Skinner	1,942 yds.	1997-99

TOUCHDOWN RECEPTIONS

31	Brian Quick	2007-11
25	Bob Agle	1965-68
24	Corey Sutton	2018-
23	Thomas Hennigan	2017-
23	Rick Beasley	1978-80
22	DaVon Fowlkes	2001-04
17	Dexter Jackson	2004-07
16	Malik Williams	2017-
14	Barrett Burns	2013-16
14	Ben Jorden	2008-11
14	Daniel Bettis	2002-06
13	Simms McElfresh	2012-15
12	Troy Albea	1999-2000
11	Collin Reed	2016-19
11	Ike Lewis	2014-17
11	CoCo Hillary	2007-10
11	Hans Batichon	2004-07
11	Daryl Skinner	1997-99
10	Jalen Virgil	2017-

QB SACKS

36.5	Josh Jeffries	1999-2002
36	Marques Murrell	2003-06
29.5	K.T. Stovall	2000-03
26.5	Demetrius Taylor	2017-
24	Rocky Hunt	1996-98
23.5	Avery Hall	1989-92
22.5	Jason Hunter	2001-05
22.5	Sean Swoope	1989-92
22	Jabari Fletcher	2007-10
22	Darren Wilson	1979-82
20.5	Ronald Blair	2011-15
18.5	Nick Hampton	2018-
18.5	Jackie Avery	1994-97

SUN BELT CAREER

FIELD GOALS (CAREER)

70	Austin Rehkow (Idaho)	2014-16
63	Chandler Staton (App State)	2017-
58	Josh Arauco (Arkansas State)	2006-09
56	Brian Davis (Arkansas State)	2010-13

FBS CAREER

KICKING POINTS (CAREER)

1.	Austin Seibert, Oklahoma (2015-18)	499
2.	Zane Gonzalez, Arizona State (2013-16)	494
3.	Daniel Carlson, Auburn (2014-17)	480
4.	Dustin Hopkins, Florida State (2009-12)	466
5.	Jonathan Barnes, Louisiana Tech (2014-17)	462
6.	Chandler Staton (App State, 2017-)	456

PATS MADE (CAREER)

1.	Austin Seibert, Oklahoma (2015-18)	315
2.	Aaron Jones, Baylor (2010-13)	278
3.	Chandler Staton, App State (2017-)	267

1,000-YARD RB STREAK

Year	Name(s)	Att.	Yds	Avg.	TDs
2012	Steven Miller	239	1,368	5.7	11
2013	Marcus Cox	245	1,250	5.1	15
2014	Marcus Cox	255	1,415	5.5	19
2015	Marcus Cox	243	1,423	5.9	9
2016	Jalin Moore	237	1,402	5.9	10
	Marcus Cox	158	1,015	6.4	9
2017	Jalin Moore	183	1,037	5.7	12
2018	Darrynton Evans	179	1,187	6.6	7
2019	Darrynton Evans	255	1,480	5.8	18
2020	Cameron Peoples	168	1,124	6.7	12
2021	Nate Noel	196	1,076	5.5	4

SINGLE-SEASON SCHOOL

PASSING YARDS (APP STATE, SINGLE YEAR)

Yards	Name	Att.-Comp.	Year
3,291	Armanti Edwards	257-378	2009
3,278	Jamal Londry-Jackson	268-406	2012
3,109	Richie Williams	234-350	2004
3,020	Chase Brice	203-313	2021
2,902	Armanti Edwards	196-306	2008

FIELD GOALS

19	Chandler Staton	20 att.	2021
19	Jason Vitaris	28 att.	2009
18	Bjorn Nittmo	24 att.	1988

LAST TIME IT HAPPENED

TEAM STATS	APP STATE	OPPONENT
Scored 40-49 Points	11/20/21, at Troy (45)	10/12/21, at Louisiana (41)
Scored 50-59 Points	10/30/21, vs. ULM (59)	11/4/17, ULM (52)
Scored 60-69 Points	12/2/17, Louisiana (63)	9/3/11, Virginia Tech (66)
Scored 70-79 Points	9/22/18, Gardner-Webb (72)	10/7/78, Chattanooga (72)
Recorded a Safety	12/4/20, Louisiana (2)	9/11/21, Miami
Recorded a Shutout	12/23/17, Toledo (34-0)	11/5/05, LSU (24-0)
Rushed for 400+ Yards	12/21/20, North Texas, Myrtle Beach Bowl (500)	9/25/14, Georgia Southern (408)
Rushed for 300-399 Yards	10/31/20, at ULM (328)	10/31/19, Georgia Southern (335)
Rushed for Less Than 50 Yards	12/3/11, Maine (3)	11/20/21, at Troy (33)
Passed for 400+ Yards	10/21/17, Coastal Carolina (472)	11/9/13, Georgia (441)
Passed for 300-399 Yards	10/20/21, Coastal Carolina (347)	12/7/19, Louisiana, SBC (354)
Passed for Less Than 50 Yards	12/4/10, Western Illinois (47)	10/31/19, Georgia Southern (16)
Gained Over 500 Yards Total Offense	10/30/21, vs. ULM (521)	9/7/19, Charlotte (526)
Gained Less Than 100 Yards Total Offense	9/7/91, Clemson (84)	11/1/14, Georgia State (62)
Recorded 25 or More First Downs	11/20/21, at Troy (27)	9/11/21, Miami (25)
Was Penalized 100 Yards	12/21/20 (12-for-116), North Texas, Myrtle Beach Bowl	9/19/20, (11-for-117), Marshall
Committed No Penalties	11/17/18, Georgia State	Records incomplete
Defense Intercepted Three Passes	11/6/21, at Arkansas State (3)	11/21/20, Coastal Carolina (3)
Overcame Halftime Deficit to Win	10/20/21, Coastal Carolina (Trailed 20-14 before winning 30-27)	9/11/21, Miami (App State led 14-12 at half, Miami won 25-23)
Trailed After Three Quarters, Rallied to Win	9/23/21, Marshall (Trailed 30-21 before winning 31-30)	11/4/17, ULM (Appalachian led 38-35 before losing 52-45)
Won Game on Final Play	10/20/21, Coastal Carolina (Chandler Staton 24 yd. field goal as time expired)	10/28/17, UMass (Logan Laurent 36-yd field goal in OT)
Won Game on Final Defensive Play	10/12/02, Furman (Josh Jeffries PAT Interception, Derrick Black 96-Yd Return)	Never Accomplished

INDIVIDUAL STATS	APP STATE	OPPONENT
75+ Yard Run	12/21/20, Camerun Peoples vs. North Texas, MB Bowl (76)	10/28/17, Marquis Young, UMass (95)
100-199 Yards Rushing, Game	11/20/21, Nate Noel at Troy (102)	12/3/21, Emani Bailey, Louisiana (117)
Two Players 100+ Rush Yards	11/6/21, Nate Noel (122), Camerun Peoples (116), at A-State	Never Accomplished
200+ Yards Rushing, Game	12/21/20, Camerun Peoples vs. North Texas, MB Bowl (317)	10/3/15, Brian Hill, Wyoming (208)
Three Rushing TDs, Game	9/23/21, Camerun Peoples vs. Marshall (3)	11/3/12, William Banks, Georgia Southern (3)
Four Rushing TDs, Game	9/26/20, Daetrich Harrington vs. Campbell (4)	10/2/04, Terrell Harris, Texas State (4)
Five Rushing TDs, Game	12/21/20, Camerun Peoples vs. North Texas, MB Bowl (5)	Never Accomplished
80+ Yard Pass Completion	10/2/21, Chase Brice to Christian Wells, at Georgia State (80)	9/26/20, Wiley Hartley to Austin Hite, Campbell (87)
300+ Yards Passing, Game	10/20/21, Chase Brice vs. Coastal Carolina (347)	12/7/19, Levi Lewis, Louisiana, SBC (354)
20 Pass Completions, Game	10/30/21, Chase Brice vs. ULM (20)	11/13/21, Desmond Trotter, South Alabama (21)
Four TD Passes, Game	10/30/21, Chase Brice vs. ULM (5)	12/7/19, Levi Lewis, Louisiana, SBC (4)
300+ Yards Total Offense, Game	10/20/21, Chase Brice vs. Coastal Carolina (381, 347 passing)	9/2/21, Holton Ahlers, ECU (309, 295 passing)
Scored Five TDs, Game	12/21/20, Camerun Peoples vs. North Texas, MB Bowl (5)	10/13/84, Robert Surratt, Marshall (5)
10 Receptions, Game	10/20/21, Malik Williams vs. Coastal Carolina (10)	12/21/19, Austin Watkins, UAB (10)
100-149 Receiving Yards, Game	10/20/21, Corey Sutton vs. Coastal Carolina (113)	11/13/21, Jalen Tolbert, South Alabama (108)
150+ Receiving Yards, Game	10/20/21, Malik Williams vs. Coastal Carolina (206)	12/21/19, Austin Watkins, UAB (159)
Two Players with 100+ Receiving Yards	10/20/21, Williams (206), Sutton (113) vs. Coastal Carolina	Never Accomplished In FBS Era
Three Receiving TDs, Game	11/16/19, Corey Sutton vs. Georgia State (3)	8/30/14, Devin Funchess, Michigan (3)
Three Sacks, Game	9/18/21, D'Marco Jackson vs. Elon (3)	9/10/16, Anthony Wilson, Old Dominion (3.0)
50+ Yard Field Goal	11/9/17, Chandler Staton vs. Ga. Southern (53)	10/20/21, Massimo Biscardi, Coastal Carolina (50)
Made Three Field Goals, Game	9/18/21, Chandler Staton vs. Elon (3)	10/2/21, Noel Ruiz, Georgia State (3)
70+ Yard Punt	10/17/09, Sam Martin at Wofford (74)	11/24/18, Tyler Sumpter, Troy (75, 70)
Returned Kickoff for TD	11/27/21, Jalen Virgil vs. Georgia Southern (97)	9/23/21, Rasheen Ali, Marshall (97)
Returned Punt for TD	9/22/18, Clifton Duck vs. Gardner-Webb (62)	11/15/14, Blaise Taylor, Arkansas State (38)
Returned Blocked Punt for TD	9/7/19, D'Marco Jackson vs. Charlotte (16)	8/30/14, Ben Gedeon, Michigan (32)
Blocked a Punt	9/28/19, Demetrius Taylor vs. Coastal Carolina	11/5/16, Texas State
Returned Interception for TD	11/13/21, Trey Cobb vs. South Alabama (100)	12/12/20, David Spaulding, at Georgia Southern (28)
Returned Fumble for TD	12/21/19, Trey Cobb vs. UAB (24)	9/9/17, Stephen Dorsey, Savannah State (45)
Blocked a Field Goal	9/11/21, Caleb Spurlin at Miami	9/12/20, Damon Weldon, Charlotte
Returned Blocked FG for TD	10/28/06, Corey Lynch vs. Furman (79)	Never Accomplished
PAT Returned for Two Points	11/13/10, Troy Sanders vs. Wofford	11/25/00, Chris Archie, Troy

DEC. 19, 2015 • CRAMTON BOWL • MONTGOMERY, ALA.

OHIO
APP STATE29
31

SCORING SUMMARY

	1	2	3	4	F
BOBCATS	0	17	7	5	—
MOUNTAINEERS	7	0	0	24	—
ATTENDANCE: 23,010					

APPALACHIAN STATE 7 • OHIO 0
7:17 TO GO • FIRST QUARTER

However, the tide turned in the final 91 seconds of the half. On the first offensive play after Ohio's field goal, OU linebacker Quentin Poling picked off Lamb and returned the interception 20 yards for a touchdown to give the Bobcats a 10-7 lead. Things went from bad to worse five plays later when Lamb mishandled a snap and it was recovered by OU's Tony Porter at the App State 23 yard line. Two plays after the miscue, Ohio running back A.J. Ouellette rumbled in from seven yards out and, in the span of just 1:11, the Mountaineers' 7-0 lead had turned into a 17-7 halftime deficit.

OHIO 17 • APPALACHIAN STATE 7
0:20 TO GO • SECOND QUARTER

Appalachian State's comeback began in earnest late in the third quarter when it started what would turn out to be an 11-play, 97-yard touchdown drive. The series was aided by an unnecessary roughness penalty on Ohio defensive back Toran Davis, who clocked wideout Dante Jones several steps after Jones was overthrown by Lamb on a third-and-seven play from the App State 44 yard line. Six plays later, Lamb found junior tight end Barrett Burns for a 17-yard touchdown pass that cut the deficit to 24-14.

OHIO 29 • APPALACHIAN STATE 28
1:47 TO GO • FOURTH QUARTER

The monstrous comeback seemed unlikely when the Mountaineers entered the final period facing a 17-point deficit but they quickly turned the tables, scoring three touchdowns in a 1:56 span and taking a 28-24 advantage barely three minutes into the quarter. After App State's three-touchdown flurry, it was Ohio's turn to rally, which it did with a safety and a 21-yard field goal to retake a 29-28 lead with 1:47 to go. However, sophomore quarterback Taylor Lamb calmly led the Mountaineers on a nine-play, 73-yard drive over the final 107 seconds that culminated with Matics' 23-yard game-winner. Lamb accounted for 51 of the 73 yards on the game-winning drive, including a 32-yard run that moved Appalachian from its own 41 yard line all the way to the OU 27 with a minute left on the clock. The victory set a new record for victories by a team in its first season as a full-fledged member of NCAA Division I FBS (previously Division I-AA) after transitioning from Division I FCS (previously I-AA) and the first team to win a bowl game in its initial season as a full-fledged FBS squad.

APPALACHIAN STATE 31 • OHIO 29
FINAL

"I've been a part of football for a long, long time, but I've never been a part of a game like this."

— Appalachian State head coach Scott Satterfield



SCORING SUMMARY

FIRST QUARTER

7:17 APP Taylor Lamb 21 yd run (Zach Matics kick)

SECOND QUARTER

1:31 OHIO J. Yazdani 36 yd field goal

1:23 OHIO Quentin Poling 20 yd interception return (J. Yazdani Kick)

:20 APP A.J. Ouellette 7 yd run (J. Yazdani kick)

THIRD QUARTER

8:06 OHIO Jovon Johnson 45 yd fumble recovery (J. Yazdani Kick)

FOURTH QUARTER

13:52 APP Barrett Burns 17-yd pass from Taylor Lamb (Zach Matics kick)

13:10 APP Marcus Cox 26 yd run (Zach Matics kick)

11:56 APP Barrett Burns 8-yd pass from Taylor Lamb (Zach Matics kick)

6:06 OHIO Jovon Johnson Safety

1:47 OHIO J. Yazdani 21 yd field goal

0:00 APP Zach Matics 23 yd field goal

TEAM STATISTICS

	Ohio	Appalachian St.
First Downs	15	24
Rushes—Net Yards	36-107	49-303
Passing Yards	165	124
Passes (Comp-Att-Int)	15-29-2	13-26-1
Total Offense	272	427
Fumbles—Lost	2-1	2-2
Penalties—Yards	7-85	9-80
Punts—Avg	8-35.2	4-35.0
Punt Returns-Yards	0-0	0-0
Kickoff Returns-Yards	6-346	4-78
Interception Returns-Yards	1-20-1	2-11
Fumble Returns-Yards	1-45-1	1-20
Third-Down Efficiency	3 of 14	5 of 13
Fourth-Down Efficiency	1 of 1	0 of 1
Possession Time	30:06	29:54

INDIVIDUAL STATISTICS

RUSHING — OHIO: Ouellette 14-45; Sprague 10-35; White 7-25; Windham 1-2; Patterson 2-2. **APP:** Marcus Cox 24-162; Jalin Moore 13-96; Taylor Lamb 9-51; Terrence Upshaw 2-8; TEAM 1-(-14)

PASSING — OHIO: Sprague 14-28-2, 132 yds; Windham 1-1, 33 yds. **APP:** Taylor Lamb 13-26-1, 124 yds 2 TD

RECEIVING — OHIO: White. **APP:** Simms McElfresh 5-42; Barrett Burns 3-32 1 TD; Malachi Jones 2-30; Bobo Beathard 1-10; Jaylan Barbour 1-10; Ike Lewis 1-0

INTERCEPTIONS — OHIO: Poling 1-20 1 TD. **APP:** Latrell Gibbs 1-11, Mondo Williams 1-0

APP DEFENSIVE STATS — Tackles: Devan Stringer 4-6-10; Eric Boggs 4-5-9; Latrell Gibbs 6-1-7; Kennan Gilchrist 4-3-7; D.J. Ward 3-2-5; Doug Middleton 2-3-5; Ronald Blair 3-1-4; Teh'Ron Fuller 3-0-3; Tae Hayes 2-1-3; Caleb Fuller 1-2-3; Nate Norwood 0-3-3; A.J. Howard 1-1-2; Alex Gray 1-0-1 Austin Exford 1-0-1; Osvaldo Sombo 0-1-1; Stephen Burns 0-1-1; Tyson Fernandez 0-1-1; Terrence Upshaw 0-1-1; Anthony Flory 0-1-1; Mondo Williams 0-1-1. **Forced Fumbles:** Ronald Blair; Teh'Ron Fuller. **Fumble Recoveries:** Ronald Blair. **Tackles for Loss:** Eric Boggs 1.0-5; Kennan Gilchrist 1.0-5; Ronald Blair 1.0-2; Tae Hayes 1.0-7; D.J. Ward 0.5-1; Osvaldo Sombo 0.5-0 **Sacks:** Eric Boggs, Kennan Gilchrist. **PBUs:** Latrell Gibbs 3; Doug Middleton 1; Tae Hayes; Stephen Burns 1; Jordan Ford 1.

DEC. 17, 2016 • CRAMTON BOWL • MONTGOMERY, ALA.

APP STATE
TOLEDO31
28

SCORING SUMMARY

	1	2	3	4	F
MOUNTAINEERS	7	7	14	3	31
ROCKETS	7	7	14	0	28

ATTENDANCE: 20,500

APPALACHIAN STATE 7 • TOLEDO 0
8:31 TO GO • FIRST QUARTER

Appalachian State forced a three-and-out to open the Camellia Bowl, then took its opening drive and marched 72 yards for a touchdown. Sun Belt Offensive Player of the Year Jalin Moore's 11-yard run on the first play got the Mountaineers going, and Zy Letman drew a pass interference penalty on third down to prolong a drive. App State scored when Deltron Hopkins took a forward flip from Taylor Lamb and raced 16 yards around right end.

APPALACHIAN STATE 14 • TOLEDO 7
6:03 TO GO • SECOND QUARTER

Toledo quickly answered Appalachian State's first touchdown, as junior quarterback Logan Woodside connected with Corey Jones for 58 yards on the first play of the next drive, setting up a 15-yard touchdown reception by tight end Michael Roberts.

Marcus Cox eclipsed 5,000 career rushing yards on a 20-yard carry to close out the first quarter, and his 52nd career touchdown came on a 13-yard sprint around left end to give App State a 14-7 lead with just over six minutes left to play until halftime.

APPALACHIAN STATE 21 • TOLEDO 14
8:04 TO GO • THIRD QUARTER

Toledo's Woodside found Cody Thompson for 25 yards on a corner route that set up a 26-yard touchdown run by Kareem Hunt to knot the score at 14-14 a few minutes before halftime.

App State, which ran twice as many plays as the Rockets in the opening half and outgained them 242-172, moved ahead 21-14 when Lamb capped a nine-play, 69-yard drive by racing into the end zone from 13 yards out on a fourth-and-1 play. It was part of a 126-yard rushing performance on nine carries from Lamb, who gave App State two 100-yard rushers.

APP STATE 28 • TOLEDO 21
2:16 TO GO • THIRD QUARTER

Toledo's Woodside hit Thompson for a 4-yard touchdown to tie the game at 21-21 late in the third quarter, but true freshman Darrynton Evans returned the ensuing kickoff 94 yards for a touchdown.

It was the first college touchdown for the 2016 graduate of New Smyrna Beach High School in Florida. He was App State's primary kickoff returner, but he also spent time at running back and wide receiver for the Mountaineers.

APPALACHIAN STATE 31 • TOLEDO 28
5:14 TO GO • FOURTH QUARTER

Woodside found Thompson again on the next drive for 58 yards to set up Hunt's 1-yard TD leap in the last minute of the third quarter, creating the fourth and final tie at 28-all.

App State's Michael Rubino connected on a 39-yard field goal with 5:14 remaining, and Toledo moved inside the App 10 with less than two minutes left. Senior linebacker John Law and Montgomery native Josh Thomas made a stop for no gain on a third-and-2 play from the 8 to force a field-goal attempt, and Jameson Vest pushed the 30-yarder wide right after Toledo took a delay-of-game penalty.

Cox was 2 yards shy of posting his fourth straight 1,000-yard season when he sealed the outcome with a 10-yard gain on the first play of the final series.

APPALACHIAN STATE 31 • TOLEDO 28
FINAL

SCORING SUMMARY

FIRST QUARTER

8:31	APP	Deltron Hopkins 16-yd pass from Taylor Lamb (Michael Rubino kick)
6:59	TOLEDO	Michael Roberts 15-yd pass from Logan Woodside (Jameson Vest kick)

SECOND QUARTER

6:03	APP	Marcus Cox 13-yd run (Michael Rubino kick)
2:45	TOLEDO	Kareem Hunt 26-yd run (Jameson Vest kick)

THIRD QUARTER

8:04	APP	Taylor Lamb 13-yd run (Michael Rubino kick)
2:30	TOLEDO	Cody Thompson 4-yd pass from Logan Woodside (Jameson Vest kick)
2:16	APP	Darrynton Evans 94-yd kickoff return (Michael Rubino kick)
0:43	TOLEDO	Kareem Hunt 1-yd run (Jameson Vest kick)

FOURTH QUARTER

5:14	APP	Michael Rubino 39-yd field goal
------	-----	---------------------------------

TEAM STATISTICS

	Toledo	Appalachian St.
First Downs	14	25
Rushes—Net Yards	28-127	49-297
Passing Yards	247	119
Passes (Comp-Att-Int)	18-26-0	14-33-0
Total Offense	374	416
Fumbles—Lost	0-0	0-0
Penalties—Yards	7-62	2-21
Punts—Avg	7-43	6-36.5
Punt Returns—Yards	1-25	0-0
Kickoff Returns—Yards	2-52	3-124
Interception Returns—Yards	0-0	0-0
Fumble Returns—Yards	0-0	0-0
Third-Down Efficiency	4 of 12	8 of 19
Fourth-Down Efficiency	0 of 0	1 of 2
Possession Time	24:16	35:44

INDIVIDUAL STATISTICS

RUSHING — TOLEDO: Hunt 22-120; Jones-Moore 3-8; Woodside 3-(-1). **APP:** Marcus Cox 22-143; Taylor Lamb 9-126; Jalin Moore 16-35; Ike Lewis 1-(-4); TEAM 1-(-3)

PASSING — TOLEDO: Woodside 18-26-0, 247 yds, 2 TD.

APP: Taylor Lamb 14-32-0, 119 yds, 1 TD

RECEIVING — TOLEDO: Jones 6-72; Thompson 5-99; Hunt 2-26; Johnson 2-22; Roberts 2-19; Swanson 1-9. **APP:** Ike Lewis 2-24; Deltron Hopkins 2-19; Barrett Burns 2-19; Shaedon Meadors 2-18; Marcus Cox 2-10; Dante Jones 2-9; Zy Letman 1-11; Jaquill Capel 1-9

APP DEFENSIVE STATS — Tackles: John Law 6-5-11; Kennan Gilchrist 4-5-9; Eric Boggs 2-4-6; Alex Gray 3-1-4; Clifton Duck 2-1-3; Josh Thomas 1-2-3; Nate Norwood 1-2-3; A.J. Howard 1-1-2; Caleb Fuller 1-1-2; Devan Stringer 1-1-2; Tee Sims 1-1-2; Mondo Williams 1-1-2; Dezmin Reed 1-0-1; Austin Exford 1-0-1; Myquon Stout 0-1-1; Darrynton Evans 1-0-1; Akeem Davis 0-1-1. **Tackles for Loss:** John Law 1.0-1; Caleb Fuller 1.0-2; Tee Sims 1.0-7; Dezmin Reed 1.0-1; Myquon Stout 1.0-1. **Sacks:** Tee Sims, Myquon Stout.

"It was a great college football game. When it comes down to the end like that, it takes the small things to win."

— App State head coach Scott Satterfield

DEC. 23, 2017 • LADD-PEEBLES STADIUM • MOBILE, ALA.

APP STATE
TOLEDO34
0

SCORING SUMMARY

	1	2	3	4	F
MOUNTAINEERS	7	13	7	7	—
ROCKETS	0	0	0	0	—
ATTENDANCE: 28,706					

APPALACHIAN STATE 7 • TOLEDO 0
4:06 TO GO • FIRST QUARTER

With five minutes left in the opening quarter, Toledo began its second drive at its own 38, and App State linebacker Anthony Flory intercepted Logan Woodside's pass near midfield before returning the ball 19 yards to the Rockets' 36.

Jalin Moore covered all 36 yards with four rushes, using back-to-back gains of 15 and 10 to set up a 7-yard touchdown that started a one-sided rematch.

APPALACHIAN STATE 14 • TOLEDO 0
13:51 TO GO • SECOND QUARTER

App State forced a three-and-out after its initial touchdown and responded with an eight-play, 64-yard march.

True freshman Daetrich Harrington's 16-yard run moved the Mountaineers into Toledo territory, and senior quarterback Taylor Lamb's 23-yard connection with Ike Lewis set up a first down from the 13. Runs of 6 and 7 yards by Moore pushed App State into the end zone once again.

APPALACHIAN STATE 20 • TOLEDO 0
HALFTIME

Another three-and-out helped by a quarterback hurry from Flory allowed App State to start its next possession at its 38, and a 35-yard run by Harrington moved the ball from near midfield to Toledo's 20.


Chandler Staton converted a 29-yard field goal, and the Mountaineers quickly regained possession thanks to Kaiden Smith's forced fumble on a kickoff return.

Austin Exford recovered the ball at Toledo's 14, and Staton added a 23-yard field goal with 5:52 left in the half.

APP STATE 27 • TOLEDO 0
8:14 TO GO • THIRD QUARTER

Toledo, trailing by 20, threatened to get back into the game by driving to the App State 37 on the first series of the second half.

Desmond Franklin's interception of a deep throw near the end zone, followed by his 35-yard return, ended the Rockets' best scoring chance. Seven plays later, Moore raced into the end zone from 31 yards out to post his third touchdown and clinch the Dollar General Bowl MVP award.

APPALACHIAN STATE 34 • TOLEDO 0
14:54 TO GO • FOURTH QUARTER

After Moore's third touchdown, the Mountaineers' defense put up two more three-and-outs, with Caleb Fuller and Eric Boggs combining on a sack that cause the Rockets to punt from their own 13. Freshman receiver Malik Williams opened the final period by scoring on a 3-yard run in which he had the option to pass to Lamb, who was covered.

Capped by Clifton Duck's sixth pick of the year, App State's defense forced Woodside into the first three-interception game of his career while recording four sacks and limiting Toledo to 146 total yards — 364 below its season average.

The Mountaineers notched their second postseason shut-out in the modern era while joining Clemson and Alabama as the only FBS programs with a bowl shutout since 2010.

APPALACHIAN STATE 34 • TOLEDO 0
FINAL

APPALACHIAN STATE UNIVERSITY
VS.
THE UNIVERSITY OF TOLEDO

DOLLAR GENERAL
BOWL
MOBILE, ALABAMA

DECEMBER 23, 2017
LADD-PEEBLES STADIUM
MOBILE, ALABAMA

FBA

SCORING SUMMARY

FIRST QUARTER

4:06 APP Jalin Moore 7-yd run (Chandler Staton kick)

SECOND QUARTER

13:51 APP Jalin Moore 7-yd run (Chandler Staton kick)
8:09 APP Chandler Staton 29-yd field goal
5:52 APP Chandler Staton 23-yd field goal

THIRD QUARTER

8:14 APP Jalin Moore 31-yd run (Chandler Staton kick)

FOURTH QUARTER

14:54 APP Malik Williams 3-yd run (Chandler Staton kick)

TEAM STATISTICS

	Appalachian St.	Toledo
First Downs	23	8
Rushes—Net Yards	53-327	21-22
Passing Yards	131	124
Passes (Comp-Att-Int)	8-17-0	16-29-3
Total Offense	458	146
Fumbles—Lost	1-0	2-1
Penalties—Yards	4-25	5-35
Punts—Avg	3-41.0	8-42.5
Punt Returns-Yards	1-(-1)	2-5
Kickoff Returns-Yards	1-23	3-24
Interception Returns-Yards	3-54	0-0
Fumble Returns-Yards	0-0	0-0
Third-Down Efficiency	3 of 13	2 of 12
Fourth-Down Efficiency	1 of 3	1 of 1
Possession Time	35:50	24:10

INDIVIDUAL STATISTICS

RUSHING — APP: Jalin Moore 22-125; Daetrich Harrington 9-72; Marcus Williams Jr. 9-68; Taylor Lamb 8-45; Ike Lewis 1-10; DeMarcus Harper 3-4; Malik Williams 1-3. **TOLEDO**: Swanson 11-44; Thompkins 2-11; Seymour 3-(-2); Woodside 5-(-31)

PASSING — APP: Taylor Lamb 8-16-0, 119 yds; Malik Williams 0-1-0, 0 yds. **TOLEDO**: Woodside 16-29-3, 124 yds

RECEIVING — APP: Ike Lewis 4-67; Thomas Hennigan 1-29; Daetrich Harrington 1-15; Jalen Virgil 1-13; Collin Reed 1-7. **TOLEDO**: Swanson 3-26; Seymour 3-14; Fisher 2-29; Johnson 2-21; Thompkins 2-13; Phillips 2-(-1); Johnson 1-14; McKinley-Lewis 1-8

APP DEFENSIVE STATS — **Tackles**: Anthony Flory 4-4-8, Tae Hayes 2-3-5, Eric Boggs 0-5-5, Devan Stringer 2-2-4, Noel Cook 2-2-4, Caleb Fuller 2-2-4, Desmond Franklin 1-3-4, Akeem Davis-Gaither 1-3-4, A.J. Howard 2-1-3, Myquon Stout 1-2-3, Austin Exford 1-2-3, Clifton Duck 1-1-2, Okon Godwin 1-0-1, Kaiden Smith 1-0-1, Brad Absher 0-1-1, Edward Davis 0-1-1, Markell Clark 0-1-1, Tim Frizzell 0-1-1. **Tackles for Loss**: Caleb Fuller 3-0-12, Okon Godwin 1-0-11, Devan Stringer 1-0-10, A.J. Howard 1-0-1, Eric Boggs 0-5-4, Markell Clark 0-5-1. **Sacks**: Caleb Fuller 1-5-9, Devan Stringer 1-0-10, Okon Godwin 1-0-11, Eric Boggs 0-5-4. **Interceptions**: Anthony Flory 1-19, Desmond Franklin 1-35, Clifton Duck 1-0. **Forced fumbles**: Kaiden Smith. **Fumble recoveries**: Austin Exford

"These guys have put in the work. I'm just glad that they've been able to reap the benefits, particularly our seniors."

— App State head coach Scott Satterfield


DEC. 15, 2018 • SUPERDOME • NEW ORLEANS

MIDDLE TENNESSEE
APP STATE13
45

SCORING SUMMARY

	1	2	3	4	F
BLUE RAIDERS	3	3	7	0	13
MOUNTAINEERS	0	24	14	7	45

ATTENDANCE: 23,942

MIDDLE TENNESSEE 3 • APP STATE 0
3:22 TO GO • FIRST QUARTER


Middle Tennessee, which missed a 47-yard field goal to cap the game-opening series, followed a quick interception on App State's first series with a 24-yard field goal.

A fumble on the second play of App State's next series gave Middle Tennessee possession at the Mountaineers' 21, but Noel Cook's pressure contributed to an interception by Josh Thomas at the 15 as left-handed quarterback Brent Stockstill rolled right.

APP STATE 10 • MIDDLE TENNESSEE 3
10:06 TO GO • SECOND QUARTER


Zac Thomas' 35-yard pass to Jalen Virgil ignited App State's first scoring drive, which ended with a 22-yard field goal from Chandler Staton.

Tyler Bird, D'Marco Jackson, Caleb Spurlin and Thomas Hennigan helped stuff a fourth-and-2 rush on a fake punt from the Middle Tennessee 43 a few minutes later, and Hennigan gave the Mountaineers the lead for good with a 30-yard touchdown on an accurate deep throw on a wide receiver pass from Malik Williams, the former high school quarterback.

APP STATE 17 • MIDDLE TENNESSEE 3
6:38 TO GO • SECOND QUARTER

Williams' second TD throw of the game followed a Tae Hayes interception that resulted from Elijah Diarrassouba's quarterback pressure. With another aggressive play call from Shawn Clark, Williams took a reverse handoff from running back Darrynton Evans, rolled right and lofted an 8-yard touchdown pass back to Thomas, the quarterback, in the right side of the end zone.

The only other touchdown with an App State quarterback reaching the end zone on a pass play in recent memory occurred in 2010, when DeAndre Presley was credited with a TD "reception" on a play in which he recovered his receiver's fumble against Chattanooga and ran the final 33 yards with the ball.

APP STATE 31 • MTSU 6
11:06 TO GO • THIRD QUARTER

Evans' 62-yard run set up Henry Pearson's 1-yard touchdown reception in the final minute of the half, and App State took a 24-6 lead into the break before Corey Sutton opened the third quarter with the first of his two second-half touchdown catches.

The next drive included back-to-back sacks to force a punt, with Anthony Flory, Okon Godwin and Akeem Davis-Gaither working to bring down Stockstill.

APP STATE 38 • MIDDLE TENNESSEE 6
8:01 TO GO • THIRD QUARTER

Able to not lose a year of eligibility because he was playing in just his third game as a true freshman, running back Camerun Peoples entered the lineup to begin the next drive and gained 1 yard on his first carry before breaking free down the right sideline on his 63-yard score.

Middle Tennessee posted a third-quarter touchdown to cut into its deficit, but App State's defense applied constant pressure to Stockstill the rest of the way, and Sutton capped the scoring on an 11-yard TD with 13:06 remaining.

Chris Willis and Godwin recorded sacks on the next series, enabling App State's coaches to play senior quarterback Zeb Speir, senior receiver Brad Absher and many other reserves in the closing minutes.

APP STATE 45 • MIDDLE TENNESSEE 13
FINAL

SCORING SUMMARY

FIRST QUARTER

5:15 MT Crews Holt 24-yd field goal

SECOND QUARTER

13:48 APP Chandler Staton 22-yd field goal
10:06 APP Thomas Hennigan 30-yard pass from Malik Williams (Staton kick)
6:38 APP Zac Thomas 8-yard pass from Malik Williams (Staton kick)
0:45 APP Henry Pearson 1-yard pass from Zac Thomas (Staton kick)
0:00 MT Crews Holt 33-yd field goal

THIRD QUARTER

11:06 APP Corey Sutton 17-yard pass from Zac Thomas (Staton kick)
8:01 APP Camerun Peoples 63-yard run (Staton kick)
5:56 MT Isiah Upton 43-yard pass from Brent Stockstill (Holt kick)

FOURTH QUARTER

13:06 APP Corey Sutton 11-yard pass from Zac Thomas (Staton kick)

TEAM STATISTICS

	Middle Tennessee	Appalachian St.
First Downs	24	23
Rushes—Net Yards	35-62	34-233
Passing Yards	330	215
Passes (Comp-Att-Int)	25-37-2	17-26-2
Total Offense	392	448
Fumbles—Lost	0-0	2-1
Penalties—Yards	12-89	8-50
Punts—Avg	3-39.3	1-60.0
Punt Returns—Yards	0-0	1-3
Kickoff Returns—Yards	0-0	1-21
Interception Returns—Yards	2-3	2-35
Fumble Returns—Yards	1-0	0-0
Third-Down Efficiency	5 of 13	7 of 10
Fourth-Down Efficiency	0 of 2	0 of 0
Possession Time	33:31	26:29

INDIVIDUAL STATISTICS

RUSHING — MT: Mobley 10-45; Thomas 6-13; West 2-10; Dobson 3-3; Stockstill 14-(9). APP: Evans 14-108; Peoples 3-69; Thomas 9-28; Williams Jr. 6-25; Harrington 2-3.

PASSING — MT: Stockstill 25-37-2, 330 yds, 1 TD. APP: Thomas 15-24-2, 177 yards, 3 TD; Williams 2-2-0, 38 yds, 2 TD.

RECEIVING — MT: Casey 6-64; Lee 4-55; Thomas 4-51; Smith 3-39; Mobley 3-36; Upton 2-47; Marshall 2-39; West 1-(1). APP: Sutton 8-78; Hennigan 3-45; Virgil 2-58; Williams 1-22; Thomas 1-8; Papenheim 1-3; Pearson 1-1.

APP DEFENSIVE STATS — **Tackles:** Davis Gaither 7-3-10; Thomas 8-0-8; Franklin 5-1-6; Cook 4-2-6; Flory 3-2-5; Hayes 4-0-4; Godwin 2-2-4; Duck 2-1-3; Spurlin 2-1-3; Exford 2-0-2; Frizzell 2-0-2; Taylor 1-1-2; Barrett 2-0-2; Stout 1-1-2; Bird 1-0-1; Hennigan 1-0-1; Cobb 1-0-1; Jackson 1-0-1; Fehr 1-0-1; Willis 1-0-1; Houser 1-0-1. **Tackles for Loss:** Godwin 3-0-19; Davis-Gaither 1-5-4; Cook 1-5-3; Flory 1-0-3; Taylor 1-0-6; Spurlin 1-0-1; Barrett 1-0-3; Jackson 1-0-2; Willis 1-0-4. **Sacks:** Godwin 2.5; Flory 1.0; Taylor 1.0; Willis 1.0; Davis-Gaither 0.5.

"We decided that we'd have fun with it and make sure they'd get exactly what they've been getting all along."

— App State interim head coach Mark Ivey

DEC. 21, 2019 • SUPERDOME • NEW ORLEANS

#20 APP STATE

UAB

31

17

SCORING SUMMARY

	1	2	3	4	F
MOUNTAINEERS	0	10	21	0	31
BLAZERS	14	14	3	0	17

ATTENDANCE: 21,202

UAB 14 • APP STATE 3
14:11 TO GO • SECOND QUARTER

Facing a quick two-touchdown deficit via a pair of 25-yard scoring passes by the Blazers, App State stayed the course and systematically worked its way back into the game.

Marcus Williams Jr. rushed for gains of 20 and 27 yards to set up a 34-yard field goal from Chandler Staton early in the second quarter, and UAB punted the ball back to the Mountaineers less than two minutes later.

UAB 14 • APP STATE 10
7:59 TO GO • SECOND QUARTER

Darrynton Evans raced to the UAB 24-yard line on a 57-yard run to begin App State's next possession after the Blazers' punt, and a UAB penalty for illegal leaping on a field goal attempt prolonged the possession.

Two plays later, Zac Thomas dropped the ball in to Thomas Hennigan on a fade route for a 17-yard touchdown in which Hennigan, for the first time in the game, outfought the UAB defensive back for the ball.

APP STATE 17 • UAB 14
12:14 TO GO • THIRD QUARTER

Opening the second half with possession and a four-point deficit, App State moved to the UAB 39 on a 24-yard pass to Jalen Virgil and kept its offense on the field for a fourth-and-1 play from the 30.

Thomas fumbled the ball on a QB sneak attempt, but Evans scooped up the loose ball in the backfield and ran untouched off right tackle for a 31-yard touchdown.

"I went to the sideline joking with Coach Clark that I'm going to tell everybody it was a designed play," Evans said. "It was just right place, right time."

APP STATE 24 • UAB 17
6:16 TO GO • THIRD QUARTER

UAB tied the game at 17-all by making a 49-yard field goal midway through the third quarter, but Nick Hampton and Trey Cobb combined for the biggest play of the game on the Blazers' next series.

Hampton knocked the ball loose on a sack of Tyler Johnston III, prompting Cobb to scoop up the loose ball and run 24 yards for a tiebreaking defensive touchdown.

It was App State's sixth defensive touchdown of the season.

APP STATE 31 • UAB 17
FINALAPP STATE 31 • UAB 17
0:44 TO GO • THIRD QUARTER

The Mountaineers forced a three-and-out punt and moved ahead 31-17 with a nine-play, 85-yard touchdown drive.

Facing a fourth-and-3, Thomas rolled right and threw a 27-yard touchdown pass to Hennigan, who again wrestled the ball away from the UAB defender in the end zone.

There were no points the rest of the way, and App State could begin celebrating when cornerback Shaun Jolly forced and recovered a fumble in the last two minutes.



2019 BOWL CHAMPIONS

SCORING SUMMARY

FIRST QUARTER

13:46	UAB	Hayden Pittman 25-yard pass from Tyler Johnston (Vogel kick)
10:28	UAB	Austin Watkins 25-yard pass from Tyler Johnston (Vogel kick)

SECOND QUARTER

14:11	APP	Chandler Staton 34-yard field goal
7:59	APP	Thomas Hennigan 17-yard pass from Zac Thomas (Staton kick)

THIRD QUARTER

12:14	APP	Darrynton Evans 31-yard run (Staton kick)
8:19	UAB	Nick Vogel 49-yard field goal
6:16	APP	Trey Cobb 24-yard fumble return (Staton kick)
0:44	APP	Thomas Hennigan 27-yard pass from Zac Thomas (Staton kick)

TEAM STATISTICS

	App State	UAB
First Downs	20	20
Rushes-Yards	40-261	33-40
Passing Yards	142	298
Passes Att-Comp-Int	25-13-0	34-22-1
Total Plays-Yards	65-403	67-338
Fumble Returns-Yards	1-24	0-0
Punt Returns-Yards	1-4	0-0
Kickoff Returns-Yards	0-0	1-21
Interception Returns-Yards	1-11	0-0
Punts (Number-Avg)	7-44.7	5-42.4
Fumbles-Lost	1-0	2-2
Penalties-Yards	11-130	8-76
Possession Time	32:57	27:03
Third-Down Conversions	3 of 14	3 of 14
Fourth-Down Conversions	2 of 2	2 of 3
Red-Zone Scores-Chances	2-2	1-1
Sacks By: Number-Yards	6-34	1-1

INDIVIDUAL STATISTICS

RUSHING — APP: Evans, D. 19-157; Williams, Marc. 6-54; Thomas, Zac 9-28; Harrington, D. 3-26; Williams, Malik 1-4; team 2-minus 8. UAB: Brown, S. 14-39; Brown, J. 3-11; Stanley 1-0; Watkins 1-minus 1; team 2-minus 2; Johnston 12-minus 7.

PASSING — APP: Thomas 13-24-0-142; Williams, Mal. 0-1-0-0. UAB: Johnston 22-34-1-298; Watkins 0-0-0-0.

RECEIVING — APP: Virgil, Jalen 3-62; Hennigan, T. 3-50; Williams, Malik 3-19; Evans, D. 3-5; Harrington, D. 1-6. UAB: Watkins 10-159; Grossman 4-20; Pittman 3-59; J. Brown 2-20; Davis 1-17; Turner 1-17; Stanley 1-6.

APP DEFENSIVE STATS — **Tackles**: Fehr, Jordan 10-1; Davis-Gaither 6-3; Jackson, D. 2-4; Cook, Noel 3-2; Jean-Charles, S. 2-2; Taylor, D. 3-0; Franklin, D. 3-0; Dawkins, T. 2-1; Jolly, Shaun 1-2; Diarrassouba, E. 2-0; Blackstock, G. 1-1; Scott, E.J. 1-1; Spurlin, Caleb 1-1; Harrington, B. 1-1; Price, Mike 1-0; Ross, Nicholas 1-0; Hampton, Nick 1-0; Cobb, Trey 1-0; Frizzell, Tim 0-1. **Tackles for Loss**: Dawkins 2.5-10; Blackstock 1.0-11; Hampton 1.0-7; Diarrassouba 1.0-6; Scott 1.0-2; Davis-Gaither 0.5. **Sacks**: Dawkins 2.5-10; Blackstock 1.0-11; Hampton 1.0-7; Diarrassouba 1.0-6; Davis-Gaither 0-5.

"It's a great day to be a Mountaineer, baby. Our team has a ton of poise, and it's been that way all year."

— App State head coach Shawn Clark

DEC. 21, 2020 • BROOKS STADIUM • CONWAY, S.C.

APP STATE
NORTH TEXAS56
28

SCORING SUMMARY

	1	2	3	4	F
MOUNTAINEERS	14	21	7	14	56
MEAN GREEN	0	14	7	7	28

ATTENDANCE: 5,000 (REDUCED CAPACITY FOR COVID)

APP STATE 14 • NORTH TEXAS 0
3:07 TO GO • FIRST QUARTER

Malik Williams, the former high school quarterback, threw the fourth trick-play touchdown pass of his career by hitting tight end Henry Pearson for a 22-yard score and a 7-0 lead in the opening five minutes.

Cameron Peoples capped a 13-play, 90-yard drive with a 3-yard touchdown to push App State's lead to 14-0 later in the first quarter.

APP STATE 35 • NORTH TEXAS 14
HALFTIME

Pearson scored for the second time on an 11-yard pass from Zac Thomas midway through the second quarter. Immediately after North Texas missed a 47-yard field goal with App State leading 21-7, Marcus Williams Jr. sprinted through a big hole for a 70-yard touchdown.

After the Mean Green cut its deficit to 28-14, App State took over at its 36-yard line with 22 seconds remaining before halftime and got a 64-yard TD run from Peoples on the next play.

APP STATE 42 • NORTH TEXAS 21
2:58 TO GO • THIRD QUARTER

After North Texas once again pulled within two touchdowns thanks to an 11-play, 74-yard drive midway through the third quarter, but App State pushed its lead back to 21 points on a 62-yard touchdown run by Peoples.

Peoples entered the Myrtle Beach Bowl needing a whopping 193 yards to give the Mountaineers a 1,000-yard rusher for the ninth straight year — the nation's longest active streak at season's end — and his second long touchdown pushed him over 200 yards for the day.

APP STATE 49 • NORTH TEXAS 21
14:16 TO GO • FOURTH QUARTER

A flag for a penalty well behind the play wiped out Williams Jr.'s 79-yard touchdown run late in the third quarter, limiting the gain to 16 yards before a 15-yard penalty walkoff changed the line of scrimmage from the App State 21 to the 22.

Peoples rushed for a 76-yard gain to the North Texas 2 on the very next snap, setting up his fourth of five touchdown runs.

Peoples tied the school record for rushing touchdowns in a game, as John Settle posted five against Davidson in 1986. Peoples also tied six other players, including Barry Sanders, as the only ones to have scored five rushing touchdowns in a bowl game.

APP STATE 56 • NORTH TEXAS 28
FINALAPP STATE 56 • NORTH TEXAS 21
9:03 TO GO • FOURTH QUARTER

Steven Jones returned an interception 63 yards to the North Texas 6 to set up, following a post-return penalty, Peoples' final TD on an 11-yard run with 9:03 left.

Peoples set a school and NCAA bowl record with 317 rushing yards on 22 attempts.

The previous NCAA single-game bowl record belonged to Georgia Tech's P.J. Daniels, who rushed for 307 yards against Tulsa in the 2004 Humanitarian Bowl. Peoples also broke the school record of 313 yards from Armanti Edwards in a 2007 FCS semifinal win against Richmond.

MYRTLE BEACH
BOWL GUIDE

BROOKS STADIUM | CONWAY, SC | DECEMBER 21, 2020 | ON ESPN

SCORING SUMMARY
FIRST QUARTER

10:54 APP Henry Pearson 22-yard pass from Malik Williams (Staton kick)

3:07 APP Cameron Peoples 3-yard run (Staton kick)

SECOND QUARTER

13:41 UNT Lorenzo Thompson 16-yard pass from Kason Martin (Mooney kick)

6:04 APP Pearson 11-yard pass from Zac Thomas (Staton kick)

2:29 APP Marcus Williams Jr. 70-yard run (Staton kick)

0:27 UNT Oscar Hadaway 4-yard run (Mooney kick)

0:11 APP Peoples 64-yard run (Staton kick)

THIRD QUARTER

6:14 UNT Austin Ogunmakin 34-yard pass from Jason Bean (Mooney kick)

2:58 APP Peoples 62-yard run (Staton kick)

FOURTH QUARTER

14:16 APP Peoples 1-yard run (Staton kick)

9:03 APP Peoples 11-yard run (Staton kick)

6:12 UNT Thompson 7-yard pass from Bean (Mooney kick)

TEAM STATISTICS

	App State	North Texas
First Downs	22	30
Rushing Yds	39-500	58-230
Rushing TDs	6	1
Passing Yds	136	267
Comp.-Att.-Int.	9-17-0	22-37-1
Passing TDs	2	3
Total Offense	56-636	95-497
Penalties - Yds.	12-116	9-91
Punts - Yds.	4-155	5-206
Kickoff: Total - Yds. - TDs	4-86-0	2-31-0
INT: Total - Yds. - TDs	1-63-0	0-0-0
Poss. Time	28:06	31:54
3rd. Down Conv.	4 of 9	7 of 18
4th. Down Conversions	0 of 1	3 of 5
Red-Zone: Scores - Chances	4-5	3-3
Sacks: Total - Yds.	3-27	0-0
Field Goals: Total - Made	0-0	0-1

INDIVIDUAL STATISTICS

RUSHING — APP: Peoples 22-317, Williams Jr. 6-101, Thomas 4-35, Noel 3-26, Montgomery 2-18, Virgil 1-9, team 1-(-6). **UNT:** Siggers 17-120, Adaway 26-97, Bean 13-10, Johnson 2-3.

PASSING — APP: Thomas 8-16-0, 114; Williams 1-1-0-22. **UNT:** Bean 21-36-1, 251; Martin 1-1-0, 16.

RECEIVING — APP: Pearson 3-47, Hennigan 2-45, Ross 1-16, Virgil 2-15, Gibbs 1-13. **UNT:** Ogunmakin 7-131, Pirtle 4-46, Burns 4-45, Thompson 5-44, Siggers 1-1.

APP DEFENSIVE STATS — Tackles: Smith 9-4-13; Cobb 3-9-12; Harrington 6-5-11; Jackson 5-6-11; Hampton 4-3-7; Jones 4-2-6; Bird 1-5-6; Ross 2-3-5; Spurlin 1-4-5; Huff 3-0-3; Pallant 1-2-3; Roof 1-2-3; Dingle-Prince 1-2-3; Wright 1-2-3; Frizzell 1-2-3; Jean-Charles 2-0-2; Clarke 1-1-2; Washington 0-2-2; Taylor 0-2-2; Brown 1-0-1; Dawkins 1-0-1; Earle 0-1-1; Dawson 0-1-1. **Sacks:** Hampton 1-17, Paillant 1-7, Jackson 1-3. **TFL:** Hampton 3-20, Jackson 2-4, Paillant 1-7, Huff 1-1. **INT:** Jones 1-63.

"A lot of weight off our shoulders to win our sixth bowl game in a row. That's something we take a lot of pride in in Boone and our program."
— App State head coach Shawn Clark

BOWL RECORDS

APP STATE INDIVIDUAL BOWL RECORDS

(2015-16 CAMELLIA, 2017 DOLLAR GENERAL, 2018-19 NEW ORLEANS)

Rushes	24	Marcus Cox, vs. Ohio (2015 Camellia Bowl)
Yards rushing	317	Camerun Peoples vs. UNT (2020 Myrtle Beach Bowl)
TD rushes	5	Camerun Peoples vs. UNT (2020 Myrtle Beach Bowl)
Long rush	76	Camerun Peoples vs. UNT (2020 Myrtle Beach Bowl)
Pass attempts	32	Taylor Lamb, vs. Toledo (2016 Camellia Bowl)
Pass completions	15	Zac Thomas, vs. MT (2018 New Orleans Bowl)
Yards passing	177	Zac Thomas, vs. MT (2018 New Orleans Bowl)
Passing TDs	3	Zac Thomas, vs. MT (2018 New Orleans Bowl)
Receptions	8	Corey Sutton, vs. MT (2018 New Orleans Bowl)
Yards receiving	78	Corey Sutton, vs. MT (2018 New Orleans Bowl)
TD receptions	2	Burns ('15), Sutton ('18), Hennigan ('19), Pearson ('20)
Long reception	39	Thomas Hennigan vs. UNT (2020 Myrtle Beach Bowl)
Field goals	2	Chandler Staton, vs. Toledo (2017 Dollar General Bowl)
Long field goal	39	Michael Rubino, vs. Toledo (2016 Camellia Bowl)
Punts	7	Xavier Subotsch, vs. UAB (2019 New Orleans Bowl)
Punting avg	60.0	Clayton Howell, vs. MT (2018 New Orleans Bowl)
Long punt	60	Clayton Howell, vs. MT (2018 New Orleans Bowl)
Punts inside 20	2	Bentlee Critcher (2016), Xavier Subotsch (2019, 2020)
Long kick return	94	Darrynton Evans, vs. Toledo (2016 Camellia Bowl)
Tackles	13	Kaiden Smith vs. UNT (2020 Myrtle Beach Bowl)
Sacks	2.5	Okon Godwin (2018), Tommy Dawkins (2019)
Tackles for loss	3.0	C. Fuller (2017), O. Godwin (2018), N. Hampton (2020)
Interceptions	1	Multiple players with one apiece

APP STATE TEAM BOWL RECORDS

(2015-16 CAMELLIA, 2017 DOLLAR GENERAL, 2018-19 NEW ORLEANS)

Points	56	vs. North Texas (2020 Myrtle Beach Bowl)
Rushes	53	vs. Toledo (2017 Dollar General Bowl)
Yards Rushing	500	vs. North Texas (2020 Myrtle Beach Bowl)
TD Rushes	6	vvs. North Texas (2020 Myrtle Beach Bowl)
Yards Passing	215	vs. Middle Tennessee (2018 New Orleans Bowl)
TD Passes	5	vs. Middle Tennessee (2018 New Orleans Bowl)
Total Offense	636	vs. North Texas (2020 Myrtle Beach Bowl)
Sacks	6	vs. Middle Tennessee (2018), vs. UAB (2019)
Tackles For Loss	12	vs. Middle Tennessee (2018 New Orleans Bowl)
Interceptions	3	vs. Toledo (2017 Dollar General Bowl)
Fumble Recoveries	2	vs. UAB (2019 New Orleans Bowl)
Biggest comeback	17	Trailed 24-7 entering 4th Q vs. Ohio (2015 Camellia)
2nd-biggest rally	14	Trailed 14-0 after 1st Q vs. UAB (2019 New Orleans)

NON-OFFENSIVE SCORES

(2015-16 CAMELLIA, 2017 DOLLAR GENERAL, 2018-19 NEW ORLEANS)

2016	Darrynton Evans 94-yd kickoff return vs. Toledo (Camellia Bowl)
2019	Trey Cobb 24-yard fumble return vs. UAB (New Orleans Bowl)

OPPONENT INDIVIDUAL BOWL RECORDS

(2015-16 CAMELLIA, 2017 DOLLAR GENERAL, 2018-19 NEW ORLEANS)

Rushes	26	Oscar Adaway, North Texas (2020 Myrtle Beach Bowl)
Yards rushing	120	Kareem Hunt, Toledo (2016 Camellia Bowl)
TD rushes	2	Kareem Hunt, Toledo (2016 Camellia Bowl)
Long rush	27	Chaton Mobley, MT (2018 New Orleans Bowl)
Pass attempts	37	Brent Stockstill, MT (2018 New Orleans Bowl)
Pass completions	25	Brent Stockstill, MT (2018 New Orleans Bowl)
Yards passing	330	Brent Stockstill, MT (2018 New Orleans Bowl)
Passing TDs	2	Three times
Receptions	10	Austin Watkins, UAB (2019 New Orleans Bowl)
Yards receiving	159	Austin Watkins, UAB (2019 New Orleans Bowl)
TD receptions	2	Lorenzo Thompson, N. Texas (2020 Myrtle Beach Bowl)
Long reception	58	Cody Thompson/Corey Jones, Toledo (2016 Camellia)
Field goals	2	Josiah Yazdani, Ohio (2015) and Crews Holt, MT (2018)
Long field goal	49	Nick Vogel, UAB (2019 New Orleans Bowl)
Punts	8	Mitch Bonnstetter, Ohio (2015) & Bailey Flint, Toledo (2017)
Punting avg	43.0	Nick Ellis, Toledo (2016 Camellia Bowl)
Long punt	59	Nick Ellis, Toledo (2016 Camellia Bowl)
Punts inside 20	4	Mitch Bonnstetter, Ohio (2015 Camellia Bowl)
Long kick return	31	Corey Jones, Toledo (2016 Camellia Bowl)
Tackles	14	Toran Davis, Ohio (2015 Camellia Bowl)
Sacks	1.0	Noah Wilder, UAB (2019 New Orleans Bowl)
Tackles for loss	2.5	Jovon Johnson, Ohio (2015 Camellia Bowl)
Interceptions	2	Reed Blankenship, MT (2018 New Orleans Bowl)

OPPONENT TEAM BOWL RECORDS

(2015-16 CAMELLIA, 2017 DOLLAR GENERAL, 2018-19 NEW ORLEANS)

Points	29	Ohio (2015 Camellia Bowl)
Rushes	58	North Texas (2020 Myrtle Beach Bowl)
Yards Rushing	230	North Texas (2020 Myrtle Beach Bowl)
TD Rushes	2	Toledo (2016 Camellia Bowl)
Yards Passing	330	Middle Tennessee (2018 New Orleans Bowl)
TD Passes	3	North Texas (2020 Myrtle Beach Bowl)
Total Offense	497	North Texas (2020 Myrtle Beach Bowl)
Sacks	2	Ohio (2015 Camellia Bowl)
Tackles For Loss	8.0	Ohio (2015 Camellia Bowl)
Interceptions	2	Middle Tennessee (2018 New Orleans Bowl)
Fumble Recoveries	2	Ohio (2015 Camellia Bowl)

NON-OFFENSIVE SCORES

(2015-16 CAMELLIA, 2017 DOLLAR GENERAL, 2018-19 NEW ORLEANS)

2015	Quentin Poling 20-yard interception return, Ohio (Camellia Bowl)
2015	Jovon Johnson 45-yard fumble return, Ohio (Camellia Bowl)
2015	Jovon Johnson, Safety, Ohio (Camellia Bowl)