

OPPONENT	OVERALL	HOME	ROAD	NEUTRAL	POSTSEASON	FIRST MEETING	LAST MEETING
Akron	1-0		1-0			45-38, Sept. 24, 2016	45-38, Sept. 24, 2016
Arkansas-Monticello (prev.: Arkansas A&M)	1-0	1-0				67-0, Sept. 27, 1941	67-0, Sept. 27, 1941
<b>Arkansas State</b>	<b>2-1</b>	<b>0-1</b>	<b>2-0</b>			<b>37-32, Nov. 15, 2014</b>	<b>35-9, Oct. 9, 2018</b>
Atlantic (Va.)	1-0	1-0				6-0, Nov. 8, 1930	6-0, Nov. 8, 1930
Auburn	0-1		0-1			15-22, Sept. 4, 1999	15-22, Sept. 4, 1999
Ball State	0-2	0-1	0-1			7-20, Oct. 23, 1976	7-38, Oct. 29, 1977
Barton (prev.: Atlantic Christian)	5-0	3-0	1-0	1-0		61-12, Oct. 18, 1930	34-7, Nov. 4, 1950
Belmont Abbey	1-1	1-0	0-1			0-13, Nov. 24, 1928	28-0, Nov. 9, 1929
Bluefield (Va.)	0-2	0-1	0-1			0-44, Nov. 9, 1928	7-12, Oct. 19, 1929
Bluefield State (W.Va.)	1-0	1-0				49-0, Oct. 23, 1971	49-0, Oct. 23, 1971
Boise State	0-1		0-1		0-1	14-17, Dec. 3, 1994	14-17, Dec. 3, 1994
Bowdon (Ga.)	0-0-1	0-0-1				6-6, Nov. 14, 1931	6-6, Nov. 14, 1931
<b>Campbell</b>	<b>2-0</b>	<b>2-0</b>				<b>20-6, Sept. 19, 1931</b>	<b>66-0, Sept. 6, 2014</b>
Camp Davis	0-0-1			0-0-1		13-13, Oct. 3, 1942	13-13, Oct. 3, 1942
Carson-Newman	11-3-3	5-1-1	4-2-2	2-0		0-0, Sept. 30, 1929	15-14, Oct. 24, 1970
Catawba	22-14-3	8-5-2	8-5-1	6-4	2-0	0-0, Oct. 7, 1929	31-20, Nov. 11, 1989
Charleston (W.Va.) (prev. Morris Harvey)	1-2	0-1	1-1			12-21, Nov. 19, 1949	26-6, Nov. 15, 1953
Charleston Southern	0-1	0-1				24-27, Sept. 28, 2013	24-27, Sept. 28, 2013
<b>Charlotte</b>	<b>2-0</b>	<b>1-0</b>	<b>1-0</b>			<b>45-9, Sept. 8, 2018</b>	<b>56-41, Sept. 7, 2019</b>
Chattanooga	26-11	15-4	11-7			7-14, Sept. 17, 1977	28-35, Nov. 2, 2013
The Citadel	29-13	17-4	12-9			21-28, Sept. 16, 1972	28-31 (OT), Oct. 5, 2013
Clemson	0-5		0-5			7-40, Sept. 1, 1984	10-41, Sept. 12, 2015
<b>Coastal Carolina</b>	<b>6-0</b>	<b>5-0</b>	<b>1-0</b>		<b>1-0</b>	<b>30-3, Sept. 17, 2005</b>	<b>56-37, Sept. 28, 2019</b>
Concord (W. Va.)	3-1	2-0	1-1			25-0, Nov. 21, 1931	6-20, Nov. 3, 1934
Cumberland (Tenn.)	3-1	1-1	2-0			7-26, Oct. 12, 1935	22-0, Nov. 24, 1938
Davidson	5-0-1	3-0	1-0-1	1-0		35-10, Oct. 2, 1971	63-6, Oct. 4, 1986
Delaware	1-0			1-0	1-0	49-21, Dec. 14, 2007	49-21, Dec. 14, 2007
East Carolina	19-12	8-3	9-9	2-0		21-0, Nov. 26, 1932	13-35, Sept. 1, 2012
East Tennessee State	32-14-1	17-6	15-8-1		1-1	6-9, Nov. 31, 1928	42-7, Aug. 31, 2019
Eastern Kentucky	8-3	5-0	3-3		0-1	14-28, Nov. 13, 1971	24-16, Sept. 3, 2005
Eastern Washington	1-0				1-0	38-35, Dec. 1, 2007	38-35, Dec. 1, 2007
Edinboro (Pa.)	1-0	1-0				44-7, Sept. 9, 1995	44-7, Sept. 9, 1995
Elon	32-9-1	15-4-1	17-5			31-0, Oct. 23, 1937	31-21, Sept. 21, 2013
Emory & Henry	14-6	6-5	8-0	0-1	0-1	19-0, Nov. 1, 1947	41-0, Sept. 20, 1969
Erskine	2-1-1	2-0-1	0-1			7-13, Sept. 22, 1933	20-0, Nov. 3, 1951
Florida	0-1	0-1				10-48, Nov. 20, 2010	10-48, Nov. 20, 2010
Florida A&M	0-1	0-1			0-1	29-44, Nov. 27, 1999	29-44, Nov. 27, 1999
Furman	18-23-3	12-8-2	6-15-1		1-0	0-0, Sept. 11, 1971	10-27, Oct. 19, 2013
Gardner-Webb (prev.: Boiling Springs)	8-0	7-0	1-0			6-0, Nov. 23, 1929	72-7, Sept. 22, 2018
Georgia	0-2		0-2			6-45, Nov. 9, 2013	10-31, Sept. 2, 2017
<b>Georgia Southern</b>	<b>18-15-1</b>	<b>13-4-1</b>	<b>5-11</b>		<b>1-1</b>	<b>0-33, Nov. 24, 1932</b>	<b>21-24, Oct. 31, 2019</b>
<b>Georgia State</b>	<b>6-0</b>	<b>3-0</b>	<b>3-0</b>			<b>44-0, Nov. 1, 2014</b>	<b>56-27, Nov. 16, 2019</b>
Glenville State (W.Va.)	0-2	0-1	0-1			6-25, Nov. 26, 1931	7-14, Oct. 7, 1933
Guilford	21-4	9-0	8-3	4-1		52-0, Oct. 10, 1936	35-27, Sept. 19, 1970
Hawaii	0-1		0-1			17-40, Aug. 30, 2003	17-40, Aug. 30, 2003
High Point	11-4	6-1	5-3			6-13, Nov. 15, 1930	35-0, Oct. 21, 1950
Howard	1-0					49-0, Sept. 5, 2015	49-0, Sept. 5, 2015
Idaho	4-0	2-0	2-0			45-28, Nov. 29, 2014	23-20, Oct. 14, 2017
Illinois State	0-1	0-1			0-1	37-38 (OT), Dec. 1, 2012	37-38 (OT), Dec. 1, 2012
Jacksonville	2-0	2-0				56-7, Sept. 6, 2008	45-14, Sept. 11, 2010
James Madison	12-4	7-2	5-2		2-0	34-6, Sept. 6, 1980	32-35, Sept. 20, 2008
Kansas	0-1		0-1			8-36, Sept. 10, 2005	8-36, Sept. 10, 2005
King (Tenn.)	4-2	2-1	1-1	1-0		7-18, Sept. 27, 1930	2-15, Oct. 4, 1941
Lafayette	1-0	1-0			1-0	34-23, Nov. 26, 2005	34-23, Nov. 26, 2005
Langley Field (Va.)	1-1		1-1			3-6, Oct. 30, 1931	12-7, Nov. 24, 1932
Lees-McRae	1-0	1-0				52-0, Nov. 3, 1928	52-0, Nov. 3, 1928
Lenoir-Rhyne	23-19-4	11-7-1	12-11-3	0-1		6-0, Sept. 25, 1931	48-7, Sept. 8, 2007
Liberty	7-3	5-3	2-0			24-6, Oct. 10, 1987	48-55 OT, Oct. 11, 2014
Lincoln Memorial (Tenn.)	1-0			1-0		34-0, Sept. 20, 1930	34-0, Sept. 20, 1930
<b>Louisiana</b>	<b>8-0</b>	<b>5-0</b>	<b>3-0</b>			<b>35-16, Nov. 22, 2014</b>	<b>45-38, Dec. 7, 2019</b>
LSU	0-2		0-2			0-24, Nov. 5, 2005	13-41, Aug. 30, 2008
Maine	0-2	0-2			0-2	13-14, Nov. 30, 2002	12-34, Dec. 3, 2011
Mars Hill	1-0	1-0				41-0, Sept. 16, 2006	41-0, Sept. 16, 2006
<b>Marshall</b>	<b>14-8</b>	<b>8-3</b>	<b>6-5</b>		<b>0-1</b>	<b>28-20, Oct. 1, 1977</b>	<b>17-50, Aug. 31, 2002</b>
Maryville (Tenn.)	1-1-1		1-1-1			6-6, Nov. 7, 1931	20-7, Nov. 14, 1942
Massachusetts	1-1		0-1	1-0	1-0	28-17, Dec. 15, 2006	27-30 (2OT), Oct. 27, 2017
McNeese State	0-1	0-1				35-40, Sept. 12, 2009	35-40, Sept. 12, 2009
Miami (FL.)	0-1	0-1				10-45, Sept. 17, 2016	10-45, Sept. 16, 2016
Michigan	1-1		1-1			34-32, Sept. 1, 2007	14-52, Aug. 30, 2014
Middle Tennessee	2-2	1-0	0-2	1-0	0-2	18-7, Sept. 14, 1974	45-13, Dec. 15, 2018
Milligan (Tenn.)	3-4	0-1	3-3			13-0, Sept. 30, 1933	27-0, Nov. 15, 1947



OPPONENT	OVERALL	HOME	ROAD	NEUTRAL	POSTSEASON	FIRST MEETING	LAST MEETING
Mississippi College	1-0	1-0				31-23, Nov. 9, 1991	31-23, Nov. 9, 1991
Montana	1-3	1-0	0-3		0-2	16-19 (OT), Dec. 9, 2000	6-30, Aug. 31, 2013
Montana State	1-0	1-0			1-0	38-17, Dec. 2, 2006	38-17, Dec. 2, 2006
Moravian (Pa.)	1-0			1-0	1-0	20-0, Dec. 3, 1938	20-0, Dec. 3, 1938
Morehead State	1-0	1-0				24-21, Sept. 20, 2003	24-21, Sept. 20, 2003
Morganton	0-1	0-1				0-7, Oct. 13, 1928	0-7, Oct. 13, 1928
Mountain City	0-1		0-1			0-26, Sept. 29, 1928	0-26, Sept. 29, 1928
Mt. Park	1-0	1-0				52-0, Nov. 17, 1928	52-0, Nov. 17, 1928
Naval Apprentice (Va.)	4-0	1-0	3-0			7-0, Nov. 1, 1930	35-0, Sept. 10, 1949
New Hampshire	1-0		1-0		1-0	17-10, Nov. 26, 1994	17-10, Nov. 26, 1994
New Mexico State	2-0	1-0	1-0			37-7, Nov. 26, 2016	45-31, Oct. 7, 2017
Newberry	13-2-1	8-0	5-1-1	0-1	0-1	7-0, Oct. 1, 1938	55-14, Sept. 21, 1968
Newport News	1-0	1-0				46-7, Sept. 7, 1955	46-7, Sept. 7, 1955
Nicholls State	0-1	0-1			0-1	26-28, Nov. 29, 1986	26-28, Nov. 29, 1986
North Alabama	2-1	2-0	0-1			59-6, Nov. 6, 1971	7-21, Nov. 3, 1973
North Carolina	1-1		1-1			6-56, Sept. 20, 1940	34-31, Sept. 21, 2019
North Carolina A&T	5-2	4-1	1-1			55-9, Nov. 22, 1986	21-24, Sept. 7, 2013
North Carolina Central	2-0	2-0				55-21, Oct. 10, 2009	44-16, Sept. 18, 2010
NC State	0-6		0-6			0-38, Sept. 24, 1932	10-23, Sept. 2, 2006
North Georgia	1-0		1-0			19-6, Nov. 2, 1929	19-6, Nov. 2, 1929
Northern Arizona	1-0	1-0				34-21, Sept. 15, 2007	34-21, Sept. 15, 2007
Northern Iowa	1-0			1-0	1-0	21-16, Dec. 16, 2005	21-16, Dec. 16, 2005
Northwestern State	0-3		0-3		0-1	20-33, Nov. 2, 1963	35-40, Sept. 25, 2004
Oak Ridge Military Police (Tenn.)	0-1	0-1				7-27, Oct. 20, 1945	7-27, Oct. 20, 1945
Ohio	1-0			1-0		31-29, Dec. 19, 2015	31-29, Dec. 19, 2015
Old Dominion	2-0	1-0	1-0			49-0, Sept. 26, 2015	31-7, Sept. 10, 2016
Parris Island Marines	0-0-1		0-0-1			6-6, Nov. 5, 1932	6-6, Nov. 5, 1932
Penn State	0-1		0-1			38-45 (OT), Sept. 1, 2019	38-45 (OT), Sept. 1, 2019
Piedmont	5-0	4-0	1-0			14-0, Nov. 27, 1930	105-0, Sept. 26, 1936
Presbyterian	8-9	6-2	2-7			7-14, Nov. 23, 1946	48-14, Sept. 27, 2008
Richmond	5-3	3-2	2-1		3-1	14-13, Nov. 16, 1974	35-31, Dec. 5, 2009
Rollins	0-2		0-1	0-1		7-14, Sept. 23, 1939	0-30, Nov. 1, 1940
Rutherford	0-1-1	0-1	0-0-1			6-50, Oct. 27, 1928	0-0, Nov. 16, 1929
Samford	6-2	2-2	4-0			49-36, Nov. 15, 1969	10-34, Oct. 12, 2013
Savannah State	2-0	2-0				41-6, Sept. 17, 2011	54-7, Sept. 9, 2017
South Alabama	3-1	1-1	2-0			21-47, Oct. 4, 2014	30-3, Oct. 26, 2019
South Carolina	2-8		2-8			7-41, Oct. 14, 1972	20-15, Nov. 9, 2019
South Carolina State	3-0	3-0			2-0	24-0, Nov. 17, 1984	20-13, Nov. 28, 2009
Southeastern Louisiana	0-1		0-1			6-54, Nov. 25, 1965	6-54, Nov. 25, 1965
Southern College (Fla.)	1-0		1-0			7-6, Nov. 23, 1934	7-6, Nov. 23, 1934
Southern Illinois	1-0	1-0			1-0	38-24, Dec. 3, 2005	38-24, Dec. 3, 2005
Southern Miss	0-2		0-1	0-1	0-1	0-7, Nov. 26, 1937	20-21, Sept. 20, 2014
Stephen F. Austin	0-1	0-1			0-1	17-27, Dec. 2, 1995	17-27, Dec. 2, 1995
Tampa	7-8	4-1	3-7			13-6, Sept. 13, 1940	9-7, Nov. 24, 1962
Tennessee	0-1		0-1			13-20, Sept. 1, 2017	13-20, Sept. 1, 2017
Tennessee State	1-0	1-0			1-0	45-31, Nov. 28, 1998	45-31, Nov. 28, 1998
Tennessee Tech	2-1	2-0	0-1			14-24, Oct. 5, 1974	16-3, Sept. 7, 1996
<b>Texas State</b>	<b>5-0</b>	<b>3-0</b>	<b>2-0</b>			<b>41-34, Oct. 2, 2004</b>	<b>35-13, Nov. 23, 2019</b>
Toledo	2-0			2-0	2-0	31-28, Dec. 17, 2016	34-0, Dec. 23, 2017
<b>Troy</b>	<b>5-3</b>	<b>2-1</b>	<b>3-2</b>		<b>1-0</b>	<b>0-42, Nov. 21, 1970</b>	<b>48-13, Nov. 29, 2019</b>
Tusculum	6-1	2-1	4-0			13-0, Oct. 4, 1930	67-0, Nov. 5, 1938
UAB	1-0			1-0	1-0	31-17, Dec. 21, 2019	31-71, Dec. 21, 2019
<b>ULM</b>	<b>4-1</b>	<b>3-0</b>	<b>1-1</b>			<b>31-29, Nov. 8, 2014</b>	<b>52-7, Oct. 19, 2019</b>
Villanova	0-1	0-1			0-1	24-42, Dec. 11, 2010	24-42, Dec. 11, 2010
VMI	20-4-2	9-2-1	11-2-1			31-12, Sept. 18, 1976	54-13, Nov. 9, 2002
Virginia Tech	0-4		0-4			32-41, Sept. 15, 1979	13-66, Sept. 3, 2011
Wake Forest	7-15-1	0-1	7-14-1			19-17, Sept. 20, 1975	19-20, Sept. 23, 2017
West Chester State (Pa.)	0-1			0-1	0-1	2-7, Nov. 20, 1948	2-7, Nov. 20, 1948
West Liberty (W. Va.)	1-1	1-0		0-1	0-1	14-13, Oct. 25, 1930	26-28, Dec. 9, 1950
West Virginia Tech	1-0	1-0				64-14, Nov. 17, 2001	64-14, Nov. 17, 2001
Western Carolina	58-18-1	30-9	24-9	4-0-1		15-0, Oct. 14, 1933	48-27, Nov. 23, 2013
Western Illinois	1-0	1-0			1-0	42-14, Dec. 4, 2010	42-14, Dec. 4, 2010
Western Kentucky	4-1	1-1	3-0		1-0	7-6, Sept. 9, 1972	17-14, Dec. 2, 2000
Wilkesboro	1-0		1-0			6-0, Oct. 6, 1928	6-0, Oct. 6, 1928
William & Mary	1-2	1-1	0-1		1-0	22-23, Nov. 6, 1976	40-27, Dec. 1, 2001
Wofford	18-12	12-3	6-9			14-23, Nov. 12, 1960	33-21, Nov. 16, 2013
Wyoming	1-1	1-0	0-1			7-53, Sept. 4, 2004	31-13, Oct. 3, 2015
Youngstown State	1-0	1-0			1-0	49-24, Dec. 9, 2006	49-24, Dec. 9, 2006

**AKRON (1-0)**

Year	Date	Site	Result
2016	Sept. 24	A	W, 45-38

**ARKANSAS-MONTICELLO (formerly Arkansas A&M) (1-0)**

Year	Date	Site	Result
1941	Sept. 27	H	W, 67-0

**ARKANSAS STATE (2-1)**

Year	Date	Site	Result
2014	Nov. 15	A	W, 37-32
2015	Nov. 5	H	L, 27-40
2018	Oct. 9	A	W, 35-9

**ATLANTIC (Va.) (1-0)**

Year	Date	Site	Result
1930	Nov. 8	A	W, 6-0

**AUBURN (0-1)**

Year	Date	Site	Result
1999	Sept. 4	A	L, 15-22

**BALL STATE (0-2)**

Year	Date	Site	Result
1976	Oct. 23	A	L, 7-20
1977	Oct. 29	H	L, 7-38

**BARTON (formerly Atlantic Christian) (5-0)**

Year	Date	Site	Result
1930	Oct. 18	H	W, 61-12
1947	Oct. 25	H	W, 33-6
1948	Nov. 13	N ^	W, 27-6
1949	Nov. 12	H	W, 34-0
1950	Nov. 11	A	W, 34-7

^ Rocky Mount, N.C.

**BELMONT ABBEY (1-1)**

Year	Date	Site	Result
1928	Nov. 24	A	L, 0-13
1929	Nov. 9	H	W, 28-0

**BLUEFIELD (Va.) (0-2)**

Year	Date	Site	Result
1928	Nov. 9	A	L, 0-44
1929	Oct. 19	H	L, 7-12

**BLUEFIELD STATE (W.Va.) (1-0)**

Year	Date	Site	Result
1971	Oct. 23	H	W, 49-0

**BOISE STATE (0-1)**

Year	Date	Site	Result
1994	Dec. 3	A*	L, 14-17

\* NCAA Division I-AA playoffs

**BOWDON (0-0-1)**

Year	Date	Site	Result
1931	Nov. 14	H	T, 6-6

**CAMPBELL (2-0)**

Year	Date	Site	Result
1931	Sept. 19	H	W, 20-6
2014	Sept. 6	H	W, 66-0

**CAMP DAVIS (0-0-1)**

Year	Date	Site	Result
1942	Oct. 3	N ^	T 13-13

^ Wilmington, N.C.

**CARSON-NEWMAN (11-3-3)**

Year	Date	Site	Result
1929	Sept. 30	A	T, 0-0
1937	Oct. 9	H	T, 0-0
1938	Oct. 8	A	W, 26-0
1939	Sept. 30	H	W, 21-0
1940	Sept. 27	N ^	W, 23-6
1959	Oct. 24	H	L, 22-26
1960	Oct. 22	A	W, 6-0
1961	Oct. 21	N #	W, 22-7
1962	Oct. 20	A	L, 0-3
1963	Oct. 26	H	W, 24-0
1964	Oct. 24	A	W, 10-7
1965	Oct. 23	H	W, 17-7
1966	Oct. 22	A	T, 14-14
1967	Oct. 21	H	W, 18-14
1968	Oct. 26	A	L, 28-35
1969	Oct. 25	H	W, 24-15
1970	Oct. 24	A	W, 15-14

^ Johnson City, Tenn.  
# Lenoir, N.C.

**CATAWBA (22-14-3)**

Year	Date	Site	Result
1929	Oct. 5	A	T, 0-0
1930	Oct. 11	H	T, 13-13
1931	Oct. 24	A	W, 7-6
1931	Dec. 5	N *	W, 15-7
1932	Oct. 22	N #	W, 7-0
1936	Nov. 6	A	L, 0-14
1937	Nov. 19	N ^	W, 6-0
1941	Oct. 17	N %	L, 19-20
1942	Oct. 27	H	L, 0-7
1942	Nov. 26	A	L, 0-26
1945	Nov. 10	N %	L, 0-55
1946	Oct. 19	N %	L, 6-28
1947	Oct. 18	N %	L, 0-19
1948	Oct. 16	N %	W, 20-13
1949	Oct. 15	N %	W, 12-6
	Dec. 10	A @	W, 21-7
1950	Oct. 14	N %	W, 9-7
1951	Oct. 13	A	L, 0-2
1952	Oct. 18	H	L, 0-3
1953	Oct. 17	A	L, 13-14
1954	Oct. 9	H	W, 27-13
1955	Oct. 1	A	W, 21-19
1956	Oct. 6	A	L, 7-14
1957	Oct. 19	H	L, 0-19
1958	Oct. 18	H	W, 6-0
1959	Oct. 17	A	W, 28-0
1960	Oct. 15	H	W, 12-7
1961	Oct. 14	A	W, 13-0
1962	Oct. 13	H	T, 21-21
1963	Oct. 19	A	W, 36-33
1964	Oct. 17	H	W, 40-20
1965	Oct. 16	A	L, 7-32
1966	Oct. 15	H	L, 17-18
1967	Oct. 14	A	W, 19-7
1968	Oct. 19	H	W, 41-14
1969	Oct. 18	A	W, 42-27
1970	Oct. 17	H	W, 48-21
1971	Oct. 16	H	W, 55-21
1989	Nov. 11	H	W, 31-20

\* Unnamed bowl game (Charlotte, N.C.)

# Charlotte, N.C.

^ Hickory, N.C.

% Winston-Salem, N.C.

@ Pythian Bowl (Salisbury, N.C.)

**CHARLESTON (W.Va.) (formerly Morris Harvey) (1-2)**

Year	Date	Site	Result
1949	Nov. 19	A	L, 12-21
1952	Nov. 15	H	L, 14-34
1953	Nov. 14	A	W, 26-6

**CHARLESTON SOUTHERN (0-1)**

Year	Date	Site	Result
2013	Sept. 28	H	L, 24-27

**CHARLOTTE (2-0)**

Year	Date	Site	Result
2018	Sept. 8	A	W, 45-9
2019	Sept. 7	H	W, 56-41

**CHATTANOOGA (26-11)**

Year	Date	Site	Result
1977	Sept. 17	H	L, 7-14
1978	Oct. 7	A	L, 14-72
1979	Oct. 6	H	L, 21-24
1980	Sept. 20	A	L, 7-14
1981	Sept. 19	H	W, 31-14
1982	Nov. 6	A	L, 7-50

1983	Oct. 8	H	L, 9-30
1984	Nov. 10	A	L, 20-21
1985	Oct. 12	H	W, 25-0
1986	Oct. 11	A	W, 20-15
1987	Oct. 24	H	W, 17-3
1988	Nov. 12	A	L, 24-28
1989	Oct. 28	H	W, 41-7
1990	Oct. 27	A	W, 23-17
1991	Sept. 28	H	W, 42-7
1992	Oct. 31	A	W, 37-13
1993	Oct. 30	H	W, 39-14
1994	Oct. 29	A	W, 30-16
1995	Oct. 28	H	W, 31-18
1996	Nov. 2	A	W, 20-6
1997	Nov. 1	H	W, 41-7
1998	Oct. 31	A	W, 28-7
1999	Oct. 30	H	W, 62-14
2000	Oct. 28	A	L, 27-30
2001	Oct. 27	H	W, 51-14
2002	Nov. 2	A	W, 20-17
2003	Nov. 1	H	W, 47-7
2004	Oct. 30	A	L, 56-59
2005	Oct. 29	H	W, 35-25
2006	Oct. 7	A	W, 56-21
2007	Nov. 17	H	W, 37-17
2008	Nov. 8	A	W, 49-7
2009	Nov. 7	H	W, 35-20
2010	Sept. 4	A	W, 42-41
2011	Sept. 24	H	W, 14-12
2012	Sept. 22	A	W, 34-17
2013	Nov. 2	H	L, 28-35

**THE CITADEL (29-13)**

Year	Date	Site	Result
1972	Sept. 16	H	L, 21-28
1973	Oct. 27	H	W, 31-6
1974	Oct. 26	A	L, 17-28
1975	Nov. 1	A	W, 22-17
1976	Oct. 30	H	W, 31-13
1977	Nov. 12	A	L, 20-28
1978	Oct. 21	H	W, 42-14
1979	Sept. 29	A	L, 23-24
1980	Sept. 13	H	W, 17-14
1981	Sept. 26	A	L, 20-34
1982	Oct. 2	H	W, 48-22
1983	Sept. 24	A	W, 27-16
1984	Oct. 27	H	L, 5-21
1985	Sept. 21	A	W, 14-3
1986	Sept. 27	H	W, 33-10
1987	Nov. 14	A	W, 27-17
1988	Sept. 3	H	W, 38-14
1989	Sept. 16	A	L, 13-23
1990	Sept. 29	H	W, 27-9
1991	Nov. 2	A	L, 10-17
1992	Oct. 3	H	L, 0-25
1993	Sept. 25	A	L, 14-27
1994	Sept. 24	H	W, 56-14
1995	Nov. 18	A	W, 28-24
1996	Sept. 28	H	W, 34-20
1997	Sept. 27	A	W, 40-15
1998	Sept. 26	H	W, 26-11
1999	Sept. 25	A	W, 51-0
2000	Sept. 23	H	W, 61-14
2001	Sept. 22	A	W, 8-6
2002	Sept. 28	H	W, 37-28
2003	Sept. 27	A	L, 21-24
2004	Sept. 18	H	W, 28-14
2005	Sept. 24	A	W, 45-13
2006	Nov. 4	H	W, 42-13
2007	Nov. 3	A	W, 45-24
2008	Oct. 4	H	W, 47-21
2009	Oct. 3	A	W, 30-27 (OT)
2010	Oct. 16	H	W, 39-10
2011	Oct. 15	A	W, 49-42
2012	Sept. 15	H	L, 28-52
2013	Oct. 5	A	L, 28-31 (OT)

**CLEMSON (0-5)**

Year	Date	Site	Result
1984	Sept. 1	A	L, 7-40
1990	Sept. 22	A	L, 0-48
1991	Sept. 7	A	L, 0-34
1997	Sept. 6	A	L, 12-23
2015	Sept. 12	A	L, 10-41

**COASTAL CAROLINA (6-0)**

Year	Date	Site	Result
2005	Sept. 17	H	W, 30-3
2006	Nov. 25	H *	W, 45-28
2012	Sept. 29	H	W, 55-14
2017	Oct. 21	H	W, 37-29
2018	Nov. 3	A	W, 23-7
2019	Sept. 28	H	W, 56-37

\* NCAA Division I FCS playoffs



Eight years before its monumental victory at Michigan, Appalachian State nearly pulled off another major upset when Weslan Hunter (11) and the Mountaineers dropped a narrow 22-15 decision at Auburn.



SERIES RESULTS vs. ALL OPPONENTS

### CONCORD (W. Va.) (3-1)

Year	Date	Site	Result
1931	Nov. 21	H	W, 25-0
1932	Oct. 8	A	W, 12-0
1933	Nov. 4	H	W, 12-0
1934	Nov. 3	A	L, 6-20

### CUMBERLAND (Tenn.) (3-1)

Year	Date	Site	Result
1935	Oct. 12	H	L, 7-26
1936	Nov. 20	A	W, 10-6
1937	Sept. 24	H	W, 39-0
1938	Nov. 24	A	W, 22-0

### DAVIDSON (5-0-1)

Year	Date	Site	Result
1971	Oct. 2	N#	W, 35-10
1972	Oct. 7	A	T, 10-10
1973	Sept. 29	H	W, 24-8
1974	Sept. 21	A	W, 30-0
1975	Nov. 22	H	W, 52-7
1986	Oct. 4	H	W, 63-6

# Charlotte, N.C.

### DELAWARE (1-0)

Year	Date	Site	Result
2007	Dec. 14	N*	W, 49-21

\*NCAA Division I FCS national championship (Chattanooga, Tenn.)

### EAST CAROLINA (19-12)

Year	Date	Site	Result
1932	Nov. 26	A	W, 21-0
1933	Nov. 25	A	W, 14-0
1934	Oct. 20	H	W, 27-6
1935	Nov. 23	A	W, 14-6
1938	Nov. 19	A	W, 18-6
1939	Nov. 25	N#	W, 64-0
1948	Nov. 6	H	W, 47-0
1949	Nov. 5	A	W, 35-18
1950	Nov. 4	H	W, 20-0
1951	Nov. 3	A	W, 24-20
1952	Oct. 25	H	L, 19-22
1953	Oct. 24	A	L, 7-40
1954	Oct. 23	H	W, 13-7
1955	Oct. 15	A	L, 0-13
1956	Oct. 20	A	W, 22-19
1957	Nov. 2	H	W, 7-6
1958	Nov. 1	A	W, 15-0
1959	Oct. 31	A	W, 28-0
1960	Oct. 29	H	W, 21-17
1961	Oct. 28	N^	W, 16-14
1962	Oct. 27	A	L, 16-29
1972	Sept. 23	A	L, 7-35
1973	Nov. 17	A	L, 14-49
1974	Oct. 19	H	W, 23-21
1975	Sept. 13	H	W, 41-25
1976	Nov. 20	A	L, 7-35



Jerry Harmon booted a 47-yard field goal with 32 seconds remaining to give Appalachian State a 23-21 victory over East Carolina on Oct. 19, 1974 in perhaps the most dramatic of 31 all-time meetings between the in-state rivals.

1977	Nov. 5	H	L, 14-45
1978	Nov. 4	A	L, 8-33
1979	Nov. 3	H	L, 21-38
2009	Sept. 5	A	L, 24-29
2012	Sept. 1	A	L, 13-35

# Morganton, N.C.  
^ Hickory, N.C.

### EAST TENNESSEE STATE (32-14-1)

Year	Date	Site	Result
1928	Nov. 30	A	L, 6-9
1929	Oct. 12	H	W, 26-0
1935	Nov. 2	H	L, 12-19
1936	Nov. 14	A	W, 23-7
1937	Oct. 16	H	W, 28-0
1952	Nov. 1	A	T, 27-27
1953	Oct. 31	H	L, 19-21
1954	Nov. 25	A*	W, 27-13
1955	Nov. 19	A*	L, 0-7
1957	Sept. 21	H	L, 7-20
1958	Sept. 20	A	W, 12-0
1969	Sept. 13	A	L, 16-18
1970	Oct. 31	H	L, 35-42
1971	Sept. 18	A	W, 28-24
1972	Sept. 28	A	W, 35-34
1973	Oct. 13	A	L, 11-19
1974	Sept. 7	H	W, 16-7
1975	Oct. 11	A	W, 44-21
1976	Sept. 11	H	W, 44-3
1977	Oct. 18	A	L, 20-38
1978	Oct. 28	H	L, 34-35
1979	Oct. 20	A	L, 17-31
1980	Sept. 27	H	W, 42-15
1981	Nov. 14	A	L, 14-21
1982	Oct. 30	H	W, 29-13
1983	Oct. 1	A	W, 27-11
1984	Sept. 22	H	W, 14-0
1985	Nov. 23	A	W, 20-3
1986	Sept. 13	H	W, 40-14
1987	Oct. 31	A	W, 28-9
1988	Oct. 22	H	W, 51-3
1989	Sept. 30	A	W, 20-14
1990	Sept. 1	H	W, 34-24
1991	Oct. 12	A	W, 21-14
1992	Sept. 26	H	W, 38-14
1993	Oct. 2	H	W, 20-6
1994	Oct. 1	A	W, 30-13
1995	Sept. 30	H	W, 30-24
1996	Oct. 5	A	L, 10-31
1997	Oct. 4	H	L, 28-51
1998	Sept. 12	A	W, 22-17
1999	Oct. 2	H	W, 23-19
2000	Sept. 30	A	W, 30-13
2001	Sept. 29	H	W, 33-14
2002	Oct. 5	A	W, 29-10
2003	Oct. 4	H	W, 21-17
2019	Aug. 31	H	W, 42-7

\*Burley Bowl (Johnson City, Tenn.)

### EASTERN KENTUCKY (8-3)

Year	Date	Site	Result
1971	Nov. 13	A	L, 14-28
1972	Nov. 11	H	W, 55-7
1991	Nov. 30	A*	L, 3-14
1996	Sept. 21	A	W, 21-14
1997	Sept. 20	H	W, 27-23
1998	Nov. 14	A	W, 19-0
1999	Sept. 11	H	W, 34-20
2002	Sept. 14	H	W, 36-28
2003	Sept. 6	A	L, 7-35
2004	Sept. 11	H	W, 49-21
2005	Sept. 3	A	W, 24-16

\*NCAA Division I-AA playoffs

### EASTERN WASHINGTON (1-0)

Year	Date	Site	Result
2007	Dec. 1	H*	W, 38-35

\*NCAA Division I FCS playoffs

### EDINBORO (Pa.) (1-0)

Year	Date	Site	Result
1995	Sept. 9	H	W, 44-7

### ELON (32-9-1)

Year	Date	Site	Result
1937	Oct. 23	H	W, 31-0
1938	Oct. 21	N#	L, 6-7
1939	Nov. 4	N#	W, 7-6
1940	Oct. 4	H	L, 0-7
1941	Nov. 27	A	L, 6-26
1946	Oct. 5	H	W, 40-0
1947	Oct. 4	A	W, 21-13
1948	Oct. 1	H	W, 33-13
1949	Sept. 30	A	W, 14-0
1950	Sept. 30	H	T, 14-14
1951	Sept. 29	A	L, 6-20

1952	Sept. 27	H	L, 7-13
1953	Oct. 3	A	W, 21-19
1954	Sept. 25	H	W, 20-6
1955	Sept. 21	A	W, 19-0
1956	Sept. 22	H	L, 7-19
1957	Oct. 5	A	L, 6-21
1958	Oct. 4	H	W, 32-20
1959	Oct. 3	A	W, 19-8
1960	Oct. 1	H	W, 33-13
1961	Sept. 30	A	W, 23-0
1962	Sept. 29	H	W, 27-12
1963	Oct. 5	A	L, 13-16
1964	Oct. 3	H	L, 7-28
1965	Oct. 2	A	W, 9-0
1966	Oct. 1	H	W, 8-2
1967	Sept. 30	A	W, 34-13
1968	Oct. 5	H	W, 70-26
1969	Oct. 4	A	W, 26-20
1970	Oct. 3	H	W, 21-0
1971	Nov. 20	A	W, 14-10
2003	Nov. 8	A	W, 34-12
2004	Nov. 6	H	W, 48-7
2005	Nov. 19	A	W, 52-14
2006	Sept. 30	H	W, 45-21
2007	Sept. 29	A	W, 49-32
2008	Nov. 15	H	W, 24-16
2009	Nov. 14	A	W, 27-10
2010	Oct. 9	H	W, 34-31
2011	Nov. 19	A	W, 28-24
2012	Oct. 6	H	W, 35-23
2013	Sept. 21	A	W, 31-21

# Greensboro, N.C.

### EMORY & HENRY (13-7)

Year	Date	Site	Result
1947	Nov. 1	H	W, 19-0
1948	Oct. 30	A	W, 24-14
1950	Nov. 23	N*	L, 6-26
1953	Nov. 21	H	W, 14-6
1954	Oct. 16	A	W, 21-0
1955	Oct. 8	H	W, 26-0
1956	Oct. 13	H	L, 6-12
1957	Oct. 26	A	W, 19-7
1958	Oct. 25	H	L, 0-7
1959	Sept. 19	A	W, 21-0
1960	Sept. 17	H	W, 7-0
1961	Sept. 16	A	W, 22-6
1962	Sept. 15	H	L, 3-6
1963	Nov. 16	A	W, 21-18
1964	Nov. 14	H	W, 21-14
1965	Nov. 13	H	W, 28-10
1966	Nov. 12	H	L, 6-21
1967	Nov. 11	A	W, 26-25
1968	Nov. 16	H	L, 28-34
1969	Sept. 20	A	W, 41-0

\*Burley Bowl (Johnson City, Tenn.)

### ERSKINE (2-1-1)

Year	Date	Site	Result
1933	Sept. 22	A	L, 7-13
1934	Oct. 5	H	T, 0-0
1946	Oct. 26	H	W, 50-6
1951	Nov. 10	H	W, 20-0

### FLORIDA (0-1)

Year	Date	Site	Result
2010	Nov. 20	A	L, 10-48

### FLORIDA A&M (0-1)

Year	Date	Site	Result
1999	Nov. 27	H*	L, 29-44

\*NCAA Division I-AA playoffs

### FURMAN (18-23-3)

Year	Date	Site	Result
1971	Sept. 11	A	T, 0-0
1972	Sept. 30	H	L, 17-20
1973	Sept. 15	A	L, 0-17
1974	Nov. 2	H	W, 27-3
1975	Sept. 27	A	L, 23-20
1976	Oct. 9	H	T, 14-14
1977	Oct. 22	A	L, 20-28
1978	Sept. 30	H	L, 34-52
1979	Oct. 20	A	L, 17-31
1980	Oct. 25	H	L, 20-21
1981	Oct. 10	A	L, 18-22
1982	Sept. 18	H	L, 21-27
1983	Oct. 22	A	L, 0-49
1984	Oct. 20	H	W, 21-14
1985	Oct. 26	A	L, 7-21
1986	Oct. 25	H	T, 17-17
1987	Oct. 17	A	W, 16-8
1988	Oct. 15	H	L, 9-24
1989	Oct. 14	A	L, 6-31
1990	Oct. 13	H	L, 7-30
1991	Oct. 19	A	W, 26-23 (OT)

1992	Oct. 24	H	L, 13-16
1993	Oct. 9	A	L, 21-27
1994	Oct. 8	H	W, 30-6
1995	Oct. 7	A	W, 41-28
1996	Oct. 12	H	L, 14-20
1997	Oct. 11	A	L, 22-24
1998	Oct. 10	H	W, 26-13
1999	Oct. 9	A	L, 21-35
2000	Oct. 7	H	W, 18-17
2001	Oct. 6	A	L, 22-28
2002	Oct. 12	H	W, 16-15
2003	Oct. 11	A	W, 13-10
2004	Oct. 9	H	W, 30-29
2005	Oct. 8	A	L, 31-34
	Dec. 10	H*	W, 29-23
2006	Oct. 28	H	W, 40-7
2007	Oct. 27	A	W, 34-27
2008	Oct. 25	H	W, 26-14
2009	Oct. 31	A	W, 52-27
2010	Oct. 30	H	W, 37-26
2011	Nov. 5	A	L, 10-20
2012	Nov. 10	H	W, 33-28
2013	Oct. 19	A	L, 10-27

\* NCAA Division I-AA playoffs

**GARDNER-WEBB (formerly Boiling Springs) (7-0)**

Year	Date	Site	Result
1929	Nov. 23	H	W, 6-0
1930	Nov. 22	H	W, 27-0
1983	Oct. 15	H	W, 21-17
1988	Sept. 24	H	W, 39-10
1989	Sept. 2	H	W, 43-7
2006	Sept. 23	A	W, 41-6
2007	Oct. 6	H	W, 45-7
2018	Sept. 22	H	W, 72-7

**GEORGIA (0-2)**

Year	Date	Site	Result
2013	Nov. 9	A	L, 6-45
2016	Sept. 2	A	L, 10-31

**GEORGIA SOUTHERN (18-15-1)**

Year	Date	Site	Result
1932	Nov. 24	A	L, 0-33
1934	Oct. 26	A	L, 13-22
1935	Nov. 9	H	T, 0-0
1936	Oct. 24	H	W, 27-0
1939	Nov. 17	H	W, 59-0
1987	Dec. 5	H*	W, 19-0
1993	Oct. 16	H	L, 28-34
1994	Oct. 15	A	L, 31-34
1995	Oct. 14	H	W, 27-17
1996	Oct. 19	A	W, 35-28
1997	Oct. 18	H	W, 24-12
1998	Oct. 17	A	L, 24-37
1999	Oct. 16	H	W, 17-16
2000	Oct. 14	A	L, 28-34
2001	Oct. 13	H	L, 18-27
	Dec. 8	A*	L, 24-38
2002	Oct. 19	A	L, 20-36
2003	Oct. 18	H	W, 28-21
2004	Oct. 16	A	L, 7-54

2005	Oct. 15	H	W, 24-7
2006	Oct. 21	A	W, 27-20 (OT)
2007	Oct. 20	H	L, 35-38
2008	Oct. 18	A	W, 37-36
2009	Oct. 24	H	W, 52-16
2010	Nov. 6	A	L, 14-21 (OT)
2011	Oct. 29	H	W, 24-17
2012	Nov. 3	A	W, 31-28
2013	Oct. 26	H	W, 38-14
2014	Sept. 25	A	L, 14-32
2015	Oct. 22	H	W, 31-13
2016	Oct. 27	A	W, 34-10
2017	Nov. 9	H	W, 27-6
2018	Oct. 25	A	L, 14-34
2019	Oct. 31	H	L, 21-24

\* NCAA Division I-AA playoffs

**GEORGIA STATE (6-0)**

Year	Date	Site	Result
2014	Nov. 1	H	W, 44-0
2015	Oct. 10	A	W, 37-3
2016	Oct. 1	H	W, 17-3
2017	Nov. 25	A	W, 31-10
2018	Nov. 17	H	W, 45-17
2019	Nov. 16	A	W, 56-27

**GLENVILLE STATE (0-2)**

Year	Date	Site	Result
1931	Nov. 26	A	L, 6-25
1933	Oct. 7	H	L, 7-14

**GUILFORD (21-4)**

Year	Date	Site	Result
1936	Oct. 10	H	W, 52-0
1937	Nov. 13	A	W, 37-0
1940	Nov. 15	N^	W, 28-0
1945	Nov. 3	A	W, 7-6
1947	Sept. 19	N#	W, 23-12
1948	Sept. 18	N#	W, 21-14
1949	Sept. 17	N#	L, 12-13
1950	Sept. 16	N#	W, 22-2
1951	Sept. 15	A	W, 20-0
1952	Sept. 13	H	W, 13-12
1953	Sept. 19	A	L, 12-14
1954	Sept. 11	H	W, 19-6
1955	Oct. 22	A	W, 27-6
1956	Oct. 27	H	W, 32-7
1957	Nov. 9	A	L, 7-14
1958	Nov. 8	H	W, 13-6
1959	Nov. 7	A	W, 20-9
1960	Nov. 5	H	W, 13-0
1961	Nov. 4	A	W, 22-0
1962	Nov. 3	H	W, 28-6
1966	Nov. 24	A	L, 13-16
1967	Nov. 23	A	W, 21-19
1968	Nov. 23	H	W, 29-22
1969	Nov. 22	H	W, 24-13
1970	Sept. 19	A	W, 35-27

^ Morganton, N.C.  
# Winston-Salem, N.C.

**HAWAII (0-1)**

Year	Date	Site	Result
2003	Aug. 30	A	L, 17-40

**HIGH POINT (11-4)**

Year	Date	Site	Result
1930	Nov. 15	A	L, 6-13
1931	Oct. 3	H	W, 20-0
1932	Nov. 11	A	L, 6-13
1938	Oct. 15	H	W, 41-2
1939	Oct. 20	A	W, 39-0
1941	Nov. 15	A	W, 26-0
1942	Oct. 10	H	W, 27-0
	Oct. 31	A	W, 44-0
1945	Oct. 27	H	L, 12-13
	Nov. 17	A	L, 13-31
1946	Oct. 12	H	W, 10-6
1947	Nov. 27	A	W, 12-7
1948	Oct. 23	H	W, 40-14
1949	Oct. 21	A	W, 21-7
1950	Oct. 21	H	W, 35-0

**HOWARD (1-0)**

Year	Date	Site	Result
2015	Sept. 5	H	W, 49-0

**IDAHO (4-0)**

Year	Date	Site	Result
2014	Nov. 29	H	W, 45-28
2015	Nov. 14	A	W, 47-20
2016	Oct. 22	H	W, 37-19
2017	Oct. 14	A	W, 23-20

**ILLINOIS STATE (1-0)**

Year	Date	Site	Result
2012	Dec. 1	H*	L, 37-38 (OT)

\* NCAA Division I FCS playoffs

**JACKSONVILLE (2-0)**

Year	Date	Site	Result
2008	Sept. 6	H	W, 56-7
2010	Sept. 11	H	W, 45-14

**JAMES MADISON (12-4)**

Year	Date	Site	Result
1980	Sept. 6	A	W, 34-6
1981	Sept. 12	H	W, 45-0
1982	Sept. 11	A	L, 35-39
1983	Sept. 10	H	L, 20-24
1985	Oct. 19	H	W, 36-0
1986	Oct. 18	A	W, 21-20
1987	Sept. 12	H	W, 17-10
1988	Sept. 10	A	W, 17-14
1989	Sept. 23	H	W, 23-14
1990	Nov. 17	A	W, 24-0
1991	Sept. 21	H	L, 8-31
1992	Oct. 10	A	W, 27-21
1995	Nov. 25*	H	W, 31-24
2006	Sept. 9	H	W, 21-10
2007	Nov. 24*	H	W, 28-27
2008	Sept. 20	A	L, 32-35

\* NCAA Division I-AA/FCS playoffs



Jason Hunter (97) forced Furman QB Ingle Martin to fumble in the final minute of the 2005 NCAA Division I-AA national semifinal between Appalachian State and Furman. Omarr Byrom (95) recovered to seal App State's 29-23 victory and a trip to the program's first national championship game.



In one of the signature plays of his illustrious career and the storied Appalachian State-Georgia Southern rivalry, Armanti Edwards soared into the end zone on fourth-and-goal from the 1-yard line with 2:36 remaining to provide the winning points in Appalachian State's 37-36 win at Georgia Southern in 2008.



**SERIES RESULTS vs. ALL OPPONENTS**

### KANSAS (0-1)

Year	Date	Site	Result
2005	Sept. 10	A	L, 8-36

### KING (4-2)

Year	Date	Site	Result
1930	Sept. 27	A	L, 7-18
1931	Oct. 10	A	W, 20-0
1933	Oct. 28	N #	W, 14-0
1939	Oct. 28	H	W, 12-0
1940	Oct. 18	H	W, 9-7
1941	Oct. 4	H	L, 2-15

# Asheville, N.C.

### LAFAYETTE (1-0)

Year	Date	Site	Result
2005	Nov. 26	H	W, 34-23

### LANGLEY FIELD (1-1)

Year	Date	Site	Result
1931	Oct. 31	A	L, 3-6
1932	Nov. 24	A	W, 12-7

### LEES MCRÆE (1-0)

Year	Date	Site	Result
1928	Nov. 3	H	W, 52-0

### LENOIR-RHYNE (23-19-4)

Year	Date	Site	Result
1931	Sept. 25	A	W, 6-0
1932	Oct. 14	A	W, 13-6
1935	Sept. 27	A	T, 0-0
1936	Oct. 2	A	W, 14-0
1937	Oct. 1	A	W, 12-0
1938	Nov. 11	A	W, 7-0
1939	Nov. 10	A	T, 6-6
1940	Nov. 8	A	L, 9-13
1941	Oct. 24	A	L, 6-20
1946	Nov. 2	A	W, 19-7
1947	Oct. 11	H	W, 22-0
1948	Oct. 7	A	T, 14-14
1949	Oct. 6	H	W, 19-6
1950	Oct. 7	A	W, 20-18
1951	Oct. 6	H	L, 0-20
1952	Oct. 11	A	L, 12-14
1953	Oct. 10	H	W, 32-6
1954	Oct. 2	A	W, 21-14
1955	Sept. 28	H	L, 13-26
1956	Sept. 29	H	L, 0-32
1957	Oct. 12	A	L, 0-38
1958	Oct. 11	A	L, 6-28
1959	Oct. 10	H	L, 6-29
1960	Oct. 8	A	L, 8-26
1961	Oct. 7	N #	L, 6-19
1962	Oct. 6	A	L, 0-6
1963	Oct. 12	H	W, 20-6
1964	Oct. 10	A	L, 7-14
1965	Oct. 9	H	L, 6-23
1966	Oct. 8	A	L, 7-28
1967	Oct. 7	H	L, 6-56
1968	Oct. 12	A	W, 41-28
1969	Oct. 11	H	L, 17-24
1970	Oct. 10	A	L, 12-21
1971	Oct. 9	H	W, 14-0
1972	Oct. 21	A	W, 42-13
1973	Oct. 6	H	T, 14-14
1974	Oct. 12	A	L, 10-31
1975	Oct. 18	H	W, 52-28
1976	Oct. 16	A	W, 45-7
1977	Oct. 15	H	W, 35-21
1978	Oct. 14	A	W, 49-28
1980	Oct. 18	H	W, 57-25
1981	Sept. 5	H	W, 48-9
1982	Oct. 16	H	W, 49-0
2007	Sept. 8	H	W, 48-7

# Charlotte, N.C.

### LIBERTY (7-3)

Year	Date	Site	Result
1987	Oct. 10	H	W, 24-6
1993	Sept. 11	H	L, 14-20
1994	Nov. 5	H	W, 41-40
1997	Nov. 22	H	L, 19-25
1998	Sept. 5	H	W, 28-19
1999	Nov. 20	A	W, 28-12
2000	Nov. 18	H	W, 34-13
2001	Sept. 1	H	W, 46-26
2002	Sept. 21	A	W, 29-22
2014	Oct. 11	H	L, 48-55 (OT)

### LINCOLN MEMORIAL (1-0)

Year	Date	Site	Result
1930	Sept. 20	N #	W, 34-0

# Winston-Salem, N.C.

### LOUISIANA (8-0)

Year	Date	Site	Result
2014	Nov. 22	A	W, 35-16
2015	Nov. 28	H	W, 28-7
2016	Oct. 12	A	W, 24-0
2017	Dec. 2	H	W, 63-14
2018	Oct. 20	H	W, 27-17
	Dec. 1	H*	W, 30-19
2019	Oct. 9	A	W, 17-7
	Dec. 7	H*	W, 45-38

\* Sun Belt Championship Game

### LSU (0-2)

Year	Date	Site	Result
2005	Nov. 5	A	L, 0-24
2008	Aug. 30	A	L, 13-41

### MAINE (0-2)

Year	Date	Site	Result
2002	Nov. 30	H*	L, 13-14
2011	Dec. 3	H*	L, 12-34

\* NCAA Division I-AA/FCS playoffs

### MARS HILL (1-0)

Year	Date	Site	Result
2006	Sept. 16	H	W, 41-0

### MARSHALL (14-8)

Year	Date	Site	Result
1977	Oct. 1	H	W, 28-20
1978	Sept. 16	A	W, 28-7
1979	Nov. 17	H	W, 45-7
1980	Oct. 4	A	W, 23-6
1981	Nov. 7	H	L, 10-17
1982	Oct. 9	A	W, 21-13
1983	Nov. 12	H	W, 28-19
1984	Oct. 13	A	L, 7-35
1985	Nov. 16	H	W, 40-0
1986	Nov. 8	A	W, 27-17
1987	Nov. 7	H	W, 17-10
	Dec. 12	H*	L, 10-24
1988	Oct. 29	A	L, 27-30
1989	Nov. 4	H	W, 28-7
1990	Nov. 3	A	L, 0-50
1991	Aug. 31	H	W, 9-3
1992	Nov. 7	A	W, 37-34
1993	Oct. 23	A	L, 3-35
1994	Oct. 22	H	W, 24-14
1995	Oct. 21	A	W, 10-3
1996	Oct. 26	H	L, 10-24
2002	Aug. 31	A	L, 17-50

\* NCAA Division I-AA playoffs

### MARYVILLE (Tenn.) (1-1-1)

Year	Date	Site	Result
1931	Nov. 7	A	T, 6-6
1932	Nov. 19	A	L, 0-12
1942	Nov. 14	A	W, 20-7

### MASSACHUSETTS (1-1)

Year	Date	Site	Result
2006	Dec. 15	N*	W, 27-17
2017	Oct. 28	A	L, 27-30 (2OT)

\* NCAA Division I FCS national championship (Chattanooga, Tenn.)

### MCNEESE STATE (0-1)

Year	Date	Site	Result
2009	Sept. 12	H	L, 35-40

### MIAMI (FL) (0-1)

Year	Date	Site	Result
2016	Sept. 17	H	L, 10-45

### MICHIGAN (1-1)

Year	Date	Site	Result
2007	Sept. 1	A	W, 34-32
2014	Aug. 30	A	L, 14-52

### MIDDLE TENNESSEE (2-2)

Year	Date	Site	Result
1974	Sept. 14	H	W, 18-7
1989	Nov. 25	A*	L, 21-24
1992	Nov. 28	A*	L, 10-35
2018	Dec. 15	N #	W, 45-13

\* NCAA Division I-AA playoffs  
# R+L Carriers New Orleans Bowl (New Orleans, La.)

### MILLIGAN (Tenn.) (3-4)

Year	Date	Site	Result
1933	Sept. 30	A	W, 13-0
1934	Sept. 28	A	L, 0-12
1935	Oct. 18	A	W, 20-13
1945	Sept. 28	A	L, 7-26
	Oct. 13	H	L, 7-9

1946	Nov. 16	A	L, 0-6
1947	Nov. 15	A	W, 27-0

### MISSISSIPPI COLLEGE (1-0)

Year	Date	Site	Result
1991	Nov. 9	H	W, 31-23

### MONTANA (1-3)

Year	Date	Site	Result
2000	Dec. 9	A*	L, 16-19 (OT)
2009	Dec. 12	A*	L, 17-24
2012	Sept. 8	H	W, 35-27
2013	Aug. 31	A	L, 6-30

\* NCAA Division I-AA/FCS playoffs

### MONTANA STATE (1-0)

Year	Date	Site	Result
2006	Dec. 2	H	W, 38-17

\* NCAA Division I FCS playoffs

### MORAVIAN (Pa.) (1-0)

Year	Date	Site	Result
1938	Dec. 3	N*	W, 20-0

\* Unnamed Bowl Game (Winston-Salem, N.C.)

### MOREHEAD STATE (1-0)

Year	Date	Site	Result
2003	Sept. 20	H	W, 24-21

### MORGANTON (0-1)

Year	Date	Site	Result
1928	Oct. 13	H	L, 0-7

### MOUNTAIN CITY (0-1)

Year	Date	Site	Result
1928	Sept. 29	A	L, 0-26

### MT. PARK (0-1)

Year	Date	Site	Result
1928	Oct. 13	H	L, 0-7

### NAVAL APPRENTICE (Va.) (4-0)

Year	Date	Site	Result
1930	Nov. 7	A	W, 7-0
1931	Oct. 30	A	W, 25-12
1942	Sept. 18	A	W, 16-13
1949	Sept. 10	H	W, 35-0

### NEW HAMPSHIRE (1-0)

Year	Date	Site	Result
1994	Nov. 26	A*	W, 17-10 (OT)

\* NCAA Division I-AA playoffs

### NEWBERRY (13-2-1)

Year	Date	Site	Result
1938	Oct. 1	H	W, 7-0
1939	Oct. 6	A	T, 0-0
1940	Oct. 18	H	W, 9-7
1941	Sept. 19	A	W, 14-12
1942	Nov. 6	H	W, 20-0
1946	Sept. 21	H	W, 28-19
1947	Sept. 26	A	W, 18-7
1949	Oct. 29	A	W, 41-6
1951	Nov. 17	H	W, 18-6
1954	Dec. 11	N	L, 13-20
1963	Sept. 21	H	W, 14-0
1964	Sept. 19	A	W, 20-6
1965	Sept. 18	H	W, 10-7
1966	Sept. 17	A	L, 14-15
1967	Sept. 16	H	W, 21-12
1968	Sept. 21	A	W, 55-14

### NEWPORT NEWS (1-0)

Year	Date	Site	Result
1955	Sept. 7	H	W, 46-7

### NEW MEXICO STATE (2-0)

Year	Date	Site	Result
2016	Nov. 26	A	W, 37-7
2017	Oct. 7	H	W, 45-31

### NICHOLLS ST. (0-1)

Year	Date	Site	Result
1986	Nov. 29	H*	L, 26-28

\* NCAA Division I-AA playoffs

### NORTH ALABAMA (2-1)

Year	Date	Site	Result
1971	Nov. 6	H	W, 59-6
1972	Nov. 4	H	W, 17-3
1973	Nov. 3	A	L, 7-21

### NORTH CAROLINA (0-1)

Year	Date	Site	Result
1940	Sept. 20	A	L, 6-56
2019	Sept. 21	A	W, 34-31

### NORTH CAROLINA A&T (5-2)

Year	Date	Site	Result
1986	Nov. 22	H	W, 55-9
1992	Nov. 14	H	W, 42-6
1993	Sept. 4	A	L, 10-22
1994	Sept. 17	H	W, 45-0
1995	Sept. 16	A	W, 38-31
2011	Sept. 10	H	W, 58-6
2013	Sept. 7	H	L, 21-24

### NORTH CAROLINA CENTRAL (2-0)

Year	Date	Site	Result
2009	Oct. 10	H	W, 55-21
2010	Sept. 18	H	W, 44-16

### NORTH CAROLINA STATE (0-6)

Year	Date	Site	Result
1932	Sept. 24	A	L, 0-38
1980	Oct. 11	A	L, 14-17
1983	Nov. 5	A	L, 7-33
1990	Oct. 6	A	L, 0-56
1992	Sept. 5	A	L, 10-35
2006	Sept. 2	A	L, 10-23

### NORTH GEORGIA (1-0)

Year	Date	Site	Result
1929	Nov. 2	H	W, 19-6

### NORTHERN ARIZONA (1-0)

Year	Date	Site	Result
2007	Sept. 15	H	W, 34-21

### NORTHERN IOWA (1-0)

Year	Date	Site	Result
2005	Dec. 16	N*	W, 21-16

\* NCAA Division I-AA national championship (Chattanooga, Tenn.)

### NORTHWESTERN STATE (0-3)

Year	Date	Site	Result
1963	Nov. 2	A	L, 20-33
1998	Dec. 5	A*	L, 20-31
2004	Sept. 25	A	L, 35-40

\* NCAA Division I-AA playoffs

### OAK RIDGE MILITARY POLICE (Tenn.) (0-1)

Year	Date	Site	Result
1945	Oct. 20	H	L, 7-27

### OHIO (1-0)

Year	Date	Site	Result
2015	Dec. 19	N	W, 31-29

### OLD DOMINION (2-0)

Year	Date	Site	Result
2015	Sept. 26	A	W, 49-0
2016	Sept. 10	H	W, 31-7

### PARRIS ISLAND MARINES (0-0-1)

Year	Date	Site	Result
1932	Nov. 5	A	T, 6-6

### PIEDMONT (5-0)

Year	Date	Site	Result
1930	Nov. 27	A	W, 14-0
1931	Oct. 17	H	W, 24-12
1933	Oct. 21	H	W, 44-0
1935	Oct. 5	H	W, 13-0
1936	Sept. 26	H	W, 115-0

### PENN STATE (0-1)

Year	Date	Site	Result
2018	Sept. 1	A	L, 38-45 (OT)

### PRESBYTERIAN (8-9)

Year	Date	Site	Result
1946	Nov. 23	A	L, 7-14
1950	Nov. 9	H	W, 34-7
1954	Oct. 30	A	L, 7-14
1955	Nov. 5	H	W, 35-6
1956	Nov. 3	A	L, 3-24
1957	Sept. 14	H	W, 20-7
1958	Nov. 15	A	L, 0-42
1959	Nov. 14	H	L, 0-34
1961	Nov. 11	A	L, 7-21
1962	Nov. 10	A	W, 21-0
1964	Nov. 7	A	L, 21-23
1965	Nov. 6	H	W, 26-10
1966	Nov. 5	A	L, 17-21
1967	Nov. 4	H	W, 57-18
1968	Nov. 9	A	W, 42-6
1969	Nov. 8	H	L, 25-27
2008	Sept. 27	H	W, 48-14

### RICHMOND (5-3)

Year	Date	Site	Result
1974	Nov. 16	A	W, 14-13
1975	Oct. 25	H	L, 17-24
1977	Sept. 24	A	L, 13-21
1978	Sept. 23	H	W, 24-19
1987	Nov. 28	H*	W, 20-3
2007	Dec. 7	H*	W, 55-35
2008	Dec. 6	H*	L, 13-33
2009	Dec. 5	A*	W, 35-31

\* NCAA Division I-AA playoffs

### ROLLINS (0-2)

Year	Date	Site	Result
1939	Sept. 23	N #	L, 7-14
1940	Nov. 1	A	L, 0-30

# Asheville, N.C.

### RUTHERFORD (0-1-1)

Year	Date	Site	Result
1928	Nov. 17	H	L, 6-50
1929	Nov. 16	N #	T, 0-0

# Morganton, N.C.

### SAMFORD (6-2)

Year	Date	Site	Result
1969	Nov. 15	A	W, 49-36
1970	Nov. 7	H	L, 35-42
2008	Oct. 11	A	W, 35-24
2009	Sept. 26	H	W, 20-7
2010	Sept. 25	A	W, 35-17
2011	Oct. 22	H	W, 35-17
2012	Oct. 13	A	W, 28-25
2013	Oct. 12	H	L, 10-34

### SAVANNAH STATE (2-0)

Year	Date	Site	Result
2011	Sept. 17	H	W, 41-6
2017	Sept. 9	H	W, 54-7

### SOUTH ALABAMA (3-1)

Year	Date	Site	Result
2014	Oct. 4	H	L, 21-47
2015	Dec. 5	A	W, 34-27
2018	Sept. 29	H	W, 52-7
2018	Oct. 26	A	W, 30-3

### SOUTH CAROLINA (2-8)

Year	Date	Site	Result
1972	Oct. 14	A	L, 7-41
1973	Nov. 10	A	L, 14-35
1974	Nov. 9	A	L, 18-21
1975	Nov. 8	A	W, 39-34
1976	Sept. 4	A	L, 10-21
1977	Sept. 3	A	L, 17-32
1985	Sept. 7	A	L, 13-20
1987	Sept. 5	A	L, 3-24
1988	Oct. 1	A	L, 9-35
2019	Nov. 9	A	W, 20-15

### SOUTH CAROLINA STATE (3-0)

Year	Date	Site	Result
1984	Nov. 17	H	W, 24-0
2008	Nov. 29	H*	W, 37-21
2009	Nov. 28	H*	W, 20-13

\* NCAA Division I FCS playoffs

### SOUTHEASTERN LOUISIANA (0-1)

Year	Date	Site	Result
1965	Nov. 25	A	L, 6-54

### SOUTHERN COLLEGE (Fla.) (1-0)

Year	Date	Site	Result
1934	Nov. 23	A	W, 7-6

### SOUTHERN ILLINOIS (1-0)

Year	Date	Site	Result
2005	Dec. 3	H*	W, 38-24

\* NCAA Division I-AA playoffs

### SOUTHERN MISS (0-2)

Year	Date	Site	Result
1937	Dec. 3	N*	L, 0-7
2014	Sept. 20	A	L, 20-21

\* Unnamed Bowl Game (Biloxi, Miss.)

### STEPHEN F. AUSTIN (0-1)

Year	Date	Site	Result
1995	Dec. 2	H*	L, 17-27

\* NCAA Division I-AA playoffs

### TAMPA (7-8)

Year	Date	Site	Result
1940	Sept. 13	H	W, 13-6
1941	Nov. 7	A	L, 6-20

1950	Oct. 28	A	W, 36-19
1951	Oct. 27	H	W, 14-13
1952	Nov. 8	A	L, 0-19
1953	Nov. 7	H	W, 35-12
1954	Nov. 20	A	L, 20-25
1955	Nov. 12	A	L, 0-38
1956	Nov. 10	H	L, 7-21
1957	Nov. 16	A	L, 9-26
1958	Nov. 22	H	W, 34-26
1959	Nov. 21	A	L, 6-23
1960	Nov. 19	A	W, 22-15
1961	Nov. 18	A	L, 0-14
1962	Nov. 24	A	W, 9-7

### TENNESSEE (0-1)

Year	Date	Site	Result
2016	Sept. 1	A	L, 13-20 (OT)

### TENNESSEE STATE (1-0)

Year	Date	Site	Result
1998	Nov. 28	H*	W, 45-31

\* NCAA Division I-AA playoffs

### TENNESSEE TECH (2-1)

Year	Date	Site	Result
1974	Oct. 5	A	L, 14-24
1975	Oct. 4	H	W, 17-10
1996	Sept. 7	H	W, 16-3

### TEXAS STATE (5-0)

Year	Date	Site	Result
2004	Oct. 2	H	W, 41-34
2016	Nov. 5	H	W, 35-10
2017	Sept. 16	A	W, 20-13
2018	Nov. 10	A	W, 38-7
2019	Nov. 23	H	W, 35-13

### TOLEDO (2-0)

Year	Date	Site	Result
2016	Dec. 17	N!	W, 31-28
2017	Dec. 23	N @	W, 34-0

! Cramton Bowl  
@ Dollar General Bowl

### TROY (5-3)

Year	Date	Site	Result
1970	Nov. 21	A	L, 0-42
2000	Sept. 9	H	L, 28-34
2000	Nov. 25	A*	W, 33-30
2014	Oct. 18	A	W, 53-14
2015	Oct. 31	H	W, 44-41 (3OT)
2016	Nov. 12	A	L, 24-28
2018	Nov. 24	H	W, 21-10
2019	Nov. 29	A	W, 48-13

\* NCAA Division I-AA playoffs

### TUSCULUM (6-1)

Year	Date	Site	Result
1930	Oct. 4	A	W, 13-0
1933	Nov. 17	A	W, 20-3
1934	Nov. 17	H	L, 0-10
1935	Nov. 16	A	W, 6-0
1936	Oct. 31	H	W, 45-0
1937	Oct. 29	A	W, 37-0
1938	Nov. 5	H	W, 67-0

### UAB (1-0)

Year	Date	Site	Result
2019	Dec. 21	N*	W, 31-17

\* R+L Carriers New Orleans Bowl



Emmitt Hamilton (30) helped lead Appalachian State to one of the biggest wins in school history, a 39-34 triumph at South Carolina in 1975.



**SERIES RESULTS vs. ALL OPPONENTS**

### ULM (4-1)

Year	Date	Site	Result
2014	Nov. 8	H	W, 31-29
2015	Oct. 17	A	W, 59-14
2016	Nov. 19	H	W, 42-17
2017	Nov. 4	A	L, 45-52
2019	Oct. 19	H	W, 52-7

### VILLANOVA (0-1)

Year	Date	Site	Result
2010	Dec. 11	N*	L, 24-42

\*NCAA Division I FCS playoffs

### VMI (20-4-2)

Year	Date	Site	Result
1976	Sept. 18	A	W, 31-12
1978	Nov. 11	A	W, 31-10
1979	Oct. 13	H	L, 22-27
1980	Nov. 8	A	T, 16-16
1981	Oct. 17	H	T, 14-14
1982	Nov. 13	A	L, 14-31
1983	Sept. 17	H	W, 31-0
1984	Sept. 29	A	L, 16-20
1985	Nov. 2	H	W, 26-10
1986	Nov. 15	A	W, 19-6
1987	Sept. 19	H	W, 27-10
1988	Oct. 8	A	W, 34-20
1989	Oct. 7	H	W, 34-0
1990	Nov. 10	A	W, 17-0
1991	Sept. 14	H	W, 24-19
1992	Oct. 17	A	W, 27-12
1993	Nov. 20	A	W, 35-21
1994	Nov. 19	H	L, 23-26 (OT)
1995	Nov. 4	A	W, 26-24
1996	Nov. 23	H	W, 26-14
1997	Nov. 8	A	W, 42-7
1998	Nov. 7	H	W, 51-0
1999	Nov. 6	A	W, 34-7
2000	Nov. 4	H	W, 52-0
2001	Nov. 3	A	W, 27-17
2002	Nov. 9	H	W, 54-13

### VIRGINIA TECH (0-4)

Year	Date	Site	Result
1979	Sept. 15	A	L, 32-41
1981	Oct. 24	A	L, 12-34
1982	Oct. 23	A	L, 0-34
2011	Sept. 3	A	L, 13-66

### WAKE FOREST (7-15-1)

Year	Date	Site	Result
1975	Sept. 20	A	W, 19-17
1979	Sept. 8	A	L, 22-30
1980	Nov. 22	A	L, 16-28
1981	Oct. 3	A	L, 14-15
1982	Sept. 25	A	L, 22-31
1983	Sept. 3	A	W, 27-25
1984	Sept. 15	A	L, 13-17
1985	Sept. 28	A	L, 21-24
1986	Sept. 6	A	L, 13-21
1987	Sept. 26	A	L, 12-16
1988	Nov. 19	A	T, 34-34
1989	Sept. 9	A	W, 15-10
1990	Sept. 8	A	L, 12-23
1991	Oct. 5	A	W, 17-3
1992	Sept. 12	A	L, 17-10
1993	Sept. 18	A	L, 3-20
1994	Sept. 10	A	L, 10-12



Josh Jeffries helped lead Appalachian State to two of its seven all-time victories over local rival Wake Forest in 1998 and 2000.

1995	Aug. 31	A	W, 24-22
1996	Aug. 29	A	L, 13-19
1998	Oct. 3	A	W, 30-27 (OT)
2000	Aug. 31	A	W, 20-16
2001	Sept. 8	A	L, 10-20
2017	Sept. 23	H	L, 19-20

### WEST CHESTER STATE (Pa.) (0-1)

Year	Date	Site	Result
1948	Nov. 20	N*	L, 2-7

\*Burley Bowl (Johnson City, Tenn.)

### WEST LIBERTY (1-1)

Year	Date	Site	Result
1930	Oct. 25	H	W, 14-13
1950	Dec. 9	N*	L, 26-28

\*Pythian Bowl (Salisbury, N.C.)

### WEST VIRGINIA TECH (1-0)

Year	Date	Site	Result
2001	Nov. 17	H	W, 64-14

### WESTERN CAROLINA (58-18-1)

Year	Date	Site	Result
1933	Oct. 14	A	W, 15-0
1934	Oct. 13	H	W, 6-0
1935	Oct. 26	A	W, 12-0
1936	Oct. 17	H	W, 20-2
1937	Nov. 6	A	W, 14-0
1938	Oct. 29	H	W, 27-0
1939	Oct. 13	H	W, 54-7
1940	Oct. 11	H	W, 40-8
1941	Oct. 11	H	W, 35-0
1946	Nov. 9	A	W, 42-6
1947	Nov. 8	H	W, 20-0
1948	Sept. 25	N#	W, 14-13
1949	Sept. 24	A	L, 6-13
1950	Sept. 23	A	W, 13-6
1951	Sept. 22	H	W, 26-6
1952	Sept. 20	N#	W, 20-12
1953	Sept. 26	H	W, 7-0
1954	Sept. 18	A	W, 27-7
1955	Sept. 14	H	L, 6-7
1956	Sept. 15	N#	W, 19-7
1957	Sept. 28	A	W, 25-0
1958	Sept. 7	A	L, 22-32
1959	Sept. 26	H	W, 14-12
1960	Sept. 24	A	W, 22-6
1961	Sept. 23	N#	W, 25-12
1962	Sept. 22	N#	T, 6-6
1963	Sept. 28	H	W, 14-3
1964	Sept. 26	A	W, 27-10
1965	Sept. 25	H	L, 0-7
1966	Sept. 24	A	W, 35-33
1967	Sept. 23	H	L, 0-21
1968	Sept. 28	A	W, 28-14
1969	Sept. 27	H	L, 7-35
1970	Sept. 26	A	W, 17-10
1971	Sept. 25	H	L, 0-26
1972	Nov. 18	A	L, 21-35
1973	Sept. 22	A	L, 14-23
1974	Sept. 28	H	L, 17-21
1975	Nov. 15	A	L, 11-20
1976	Oct. 2	H	W, 24-17
1977	Nov. 19	A	L, 14-44
1978	Nov. 18	A	W, 39-13
1979	Sept. 22	H	W, 35-27
1980	Nov. 1	H	W, 27-24
1981	Nov. 21	A	L, 10-21
1982	Nov. 20	H	L, 24-26
1983	Nov. 19	A	L, 15-41
1984	Oct. 6	H	L, 7-34
1985	Nov. 9	A	W, 27-14
1986	A 30	H	W, 17-13
1987	Nov. 21	A	W, 33-13
1988	Nov. 5	H	W, 42-21
1989	Nov. 18	A	W, 31-20
1990	Oct. 20	H	W, 27-9
1991	Nov. 16	A	W, 24-14
1992	Nov. 21	H	W, 14-12
1993	Nov. 13	H	W, 20-16
1994	Nov. 12	A	W, 12-7
1995	Nov. 11	H	W, 28-3
1996	Nov. 16	A	W, 24-17
1997	Nov. 15	H	W, 13-7
1998	Nov. 21	A	L, 6-23
1999	Nov. 13	H	W, 34-10
2000	Nov. 11	A	W, 35-28
2001	Nov. 10	H	W, 34-24
2002	Nov. 16	A	W, 24-14
2003	Nov. 15	H	W, 26-18
2004	Nov. 13	A	L, 27-30
2005	Nov. 12	H	W, 35-7
2006	Nov. 11	A	W, 31-9
2007	Nov. 10	H	W, 79-35
2008	Nov. 22	A	W, 35-10

2009	Nov. 21	H	W, 19-14
2010	Oct. 23	A	W, 37-14
2011	Nov. 12	H	W, 46-14
2012	Oct. 27	A	W, 38-27
2013	Nov. 23	H	W, 48-27

# Asheville, N.C.

### WESTERN ILLINOIS (1-0)

Year	Date	Site	Result
2010	Dec. 4	H	W, 42-14

### WESTERN KENTUCKY (4-1)

Year	Date	Site	Result
1972	Sept. 9	A	W, 7-6
1973	Sept. 8	H	L, 7-42
1984	Sept. 8	A	W, 17-16
1985	Sept. 14	H	W, 31-14
2000	Dec. 2	A*	W, 17-14

\*NCAA Division I-AA playoffs

### WILKESBORO (1-0)

Year	Date	Site	Result
1928	Oct. 6	A	W, 6-0

### WILLIAM & MARY (1-2)

Year	Date	Site	Result
1976	Nov. 6	A	L, 22-23
1979	Nov. 10	H	L, 0-9
2001	Dec. 1	H*	W, 40-27

\*NCAA Division I-AA playoffs

### WOFFORD (18-12)

Year	Date	Site	Result
1960	Nov. 12	A	L, 14-23
1963	Sept. 14	A	L, 14-21
1964	Oct. 31	H	W, 10-0
1965	Oct. 30	A	L, 14-22
1966	Oct. 29	H	W, 14-12
1967	Oct. 28	A	L, 24-27
1968	Nov. 2	H	W, 47-28
1969	Nov. 1	A	L, 21-35
1970	Nov. 14	H	L, 13-37
1971	Oct. 30	A	L, 16-26
1973	Oct. 20	H	W, 28-21
1976	Sept. 25	H	W, 42-0
1978	Sept. 9	H	W, 35-14
1997	Oct. 25	A	W, 26-21
1998	Oct. 24	H	W, 31-6
1999	Oct. 23	A	W, 21-20
2000	Oct. 21	H	W, 42-16
2001	Oct. 20	A	W, 34-23
2002	Oct. 26	H	L, 19-26
2003	Oct. 25	A	L, 14-24
2004	Oct. 23	H	W, 38-17
2005	Oct. 22	A	W, 49-17
2006	Oct. 14	H	W, 14-7
2007	Sept. 22	A	L, 31-42
2008	Oct. 31	H	W, 70-24
2009	Oct. 17	A	W, 44-34
2010	Nov. 13	H	W, 43-13
2011	Oct. 1	A	L, 14-28
2012	Oct. 20	H	L, 28-38
2013	Nov. 16	A	W, 33-21

### WYOMING (1-1)

Year	Date	Site	Result
2004	Sept. 4	A	L, 7-53
2015	Oct. 3	H	W, 31-13

### YOUNGSTOWN STATE (1-0)

Year	Date	Site	Result
2006	Dec. 9	H*	W, 49-24

\*NCAA Division I FCS playoffs



Freshman Brian Quick caught four passes for 172 yards and three touchdowns in App State's nationally televised 70-24 romp over Wofford in 2008.

**AMERICAN (19-12)**

Cincinnati.....	0-0
Connecticut.....	0-0
East Carolina.....	19-12
Houston.....	0-0
Memphis.....	0-0
Navy.....	0-0
SMU.....	0-0
Temple.....	0-0
Tulane.....	0-0
Tulsa.....	0-0
UCF.....	0-0
USF.....	0-0
<b>Totals .....</b>	<b>19-12</b>

**ATLANTIC COAST (8-32-1)**

Boston College.....	0-0
Clemson.....	0-5
Duke.....	0-0
Florida State.....	0-0
Georgia Tech.....	0-0
Louisville.....	0-0
Miami (Fla.).....	0-1
North Carolina.....	1-1
NC State.....	0-6
Pittsburgh.....	0-0
Syracuse.....	0-0
Virginia.....	0-0
Virginia Tech.....	0-4
Wake Forest.....	7-15-1
<b>Totals .....</b>	<b>8-32-1</b>

**BIG 12 (0-1)**

Baylor.....	0-0
Iowa State.....	0-0
Kansas.....	0-1
Kansas State.....	0-0
Oklahoma.....	0-0
Oklahoma State.....	0-0
Texas.....	0-0
TCU.....	0-0
Texas Tech.....	0-0
West Virginia.....	0-0
<b>Totals .....</b>	<b>0-1</b>

**BIG TEN (1-2)**

Indiana.....	0-0
Illinois.....	0-0
Iowa.....	0-0
Maryland.....	0-0
Michigan.....	1-1
Michigan State.....	0-0
Minnesota.....	0-0
Nebraska.....	0-0
Northwestern.....	0-0
Ohio State.....	0-0
Penn State.....	0-1
Purdue.....	0-0
Rutgers.....	0-0
Wisconsin.....	0-0
<b>Totals .....</b>	<b>1-2</b>

**CONFERENCE USA (26-13)**

Charlotte.....	2-0
Florida Atlantic.....	0-0
Florida International.....	0-0
Louisiana Tech.....	0-0
Marshall.....	14-8
Middle Tennessee.....	2-2
North Texas.....	0-0
Old Dominion.....	2-0
Rice.....	0-0
Southern Miss.....	1-2
UAB.....	1-0
UTEP.....	0-0
UTSA.....	0-0
Western Kentucky.....	4-1
<b>Totals .....</b>	<b>26-13</b>

**INDEPENDENT (1-1)**

Army.....	0-0
Brigham Young.....	0-0
Massachusetts.....	1-1
Notre Dame.....	0-0
<b>Totals .....</b>	<b>1-1</b>

**MID-AMERICAN (4-2)**

Akron.....	1-0
Ball State.....	0-2
Bowling Green.....	0-0
Buffalo.....	0-0
Central Michigan.....	0-0
Eastern Michigan.....	0-0
Kent State.....	0-0
Miami (Ohio).....	0-0
Northern Illinois.....	0-0
Ohio.....	1-0
Toledo.....	2-0
Western Michigan.....	0-0
<b>Totals .....</b>	<b>4-2</b>

**MOUNTAIN WEST (1-3)**

Air Force.....	0-0
Boise State.....	0-1
Colorado State.....	0-0
Fresno State.....	0-0
Hawaii.....	0-1
Nevada.....	0-0
New Mexico.....	0-0
San Diego State.....	0-0
San Jose State.....	0-0
UNLV.....	0-0
Utah State.....	0-0
Wyoming.....	1-1
<b>Totals .....</b>	<b>1-3</b>

**PAC-12 (0-0)**

Arizona.....	0-0
Arizona State.....	0-0
California.....	0-0
Colorado.....	0-0
Oregon.....	0-0
Oregon State.....	0-0
Stanford.....	0-0
UCLA.....	0-0
USC.....	0-0
Utah.....	0-0
Washington.....	0-0
Washington State.....	0-0
<b>Totals .....</b>	<b>0-0</b>

**SOUTHEASTERN (2-15)**

Alabama.....	0-0
Arkansas.....	0-0
Auburn.....	0-1
Florida.....	0-1
Georgia.....	0-2
Kentucky.....	0-0
LSU.....	0-2
Mississippi State.....	0-0
Missouri.....	0-0
Ole Miss.....	0-0
South Carolina.....	2-8
Tennessee.....	0-1
Texas A&M.....	0-0
Vanderbilt.....	0-0
<b>Totals .....</b>	<b>2-15</b>

**SUN BELT (57-21-1)**

Arkansas State.....	2-1
Coastal Carolina.....	6-0
Georgia Southern.....	18-15-1
Georgia State.....	6-0
Louisiana.....	8-0
South Alabama.....	3-1
Texas State.....	5-0
Troy.....	5-3
ULM.....	4-1
<b>Totals .....</b>	<b>57-21-1</b>



### TEAM STATISTICS

	App State	Opponents
SCORING	543	280
Points Per Game	38.8	20.0
Points Off Turnovers	94	19
FIRST DOWNS	295	258
Rushing	151	97
Passing	124	133
Penalty	20	28
RUSHING YARDAGE	3240	1811
Yards gained rushing	3534	2228
Yards lost rushing	294	417
Rushing Attempts	599	485
Average Per Rush	5.4	3.7
Average Per Game	231.4	129.4
TDs Rushing	35	14
PASSING YARDAGE	2824	2894
Comp-Att-Int	231-370-6	253-455-14
Average Per Pass	7.6	6.4
Average Per Catch	12.2	11.4
Average Per Game	201.7	206.7
TDs Passing	30	20
TOTAL OFFENSE	6064	4705
Total Plays	969	940
Average Per Play	6.3	5.0
Average Per Game	433.1	336.1
KICK RETURNS: #Yards	23-562	48-910
PUNT RETURNS: #Yards	23-220	17-62
INT RETURNS: #Yards	14-150	6-87
KICK RETURN AVERAGE	24.4	19.0
PUNT RETURN AVERAGE	9.6	3.6
INT RETURN AVERAGE	10.7	14.5
FUMBLES-LOST	9-3	20-10
PENALTIES-Yards	95-899	88-664
Average Per Game	64.2	47.4
PUNTS-Yards	71-3035	85-3594
Average Per Punt	42.7	42.3
Net punt average	39.6	38.3
KICKOFFS-Yards	97-5551	59-3370
Average Per Kick	57.2	57.1
Net kick average	40.4	36.2
TIME OF POSSESSION/Game	31:19	28:40
3RD-DOWN Conversions	89/200	62/202
3rd-Down Pct	44%	31%
4TH-DOWN Conversions	13/16	15/26
4th-Down Pct	81%	58%
SACKS BY-Yards	36-242	18-107
MISC YARDS	11	0
TOUCHDOWNS SCORED	73	35
FIELD GOALS-ATTEMPTS	11-16	13-19
ON-SIDE KICKS	0-1	0-3
RED-ZONE SCORES	(55-60) 92%	(27-32) 84%
RED-ZONE TOUCHDOWNS	(47-60) 78%	(20-32) 63%
PAT-ATTEMPTS	(72-73) 99%	(29-31) 94%
ATTENDANCE	166640	207227
Games/Avg Per Game	7/23806	6/34538
Neutral Site Games	1/21202	

SCORE BY QUARTERS	1st	2nd	3rd	4th	Total
App State	148	155	125	115	543
Opponents	99	57	68	56	280

### RUSHING

No.	Player	GP	Att	Gain	Lost	Net	Avg.	TD	Long	Yds/G
3	Darrynton Evans	14	255	1562	82	1480	5.8	18	87	105.7
26	Marcus Williams Jr.	14	113	671	19	652	5.8	5	35	46.6
12	Zac Thomas	14	104	589	149	440	4.2	7	50	31.4
4	Daetrich Harrington	8	50	321	2	319	6.4	2	25	39.9
22	Raykwon Anderson	9	33	231	8	223	6.8	2	67	24.8
27	Nakendrick Clark	9	11	47	4	43	3.9	0	12	4.8
11	Jalen Virgil	14	10	49	7	42	4.2	1	21	3.0
6	Camerun Peoples	1	3	23	0	23	7.7	0	17	23.0
45	Gabe Montgomery	2	4	16	0	16	4.0	0	7	8.0
14	Malik Williams	14	5	16	0	16	3.2	0	7	1.1
5	Thomas Hennigan	14	1	4	0	4	4.0	0	4	0.3
7	Jacob Huesman	5	1	1	0	1	1.0	0	0	0.2
9	Jackson Gibbs	3	2	4	6	-2	-1.0	0	4	-0.7
	TEAM	5	7	0	17	-17	-2.4	0	0	-3.4
	<b>Total</b>	<b>14</b>	<b>599</b>	<b>3534</b>	<b>294</b>	<b>3240</b>	<b>5.4</b>	<b>35</b>	<b>87</b>	<b>231.4</b>
	<b>Opponents</b>	<b>14</b>	<b>485</b>	<b>2228</b>	<b>417</b>	<b>1811</b>	<b>3.7</b>	<b>14</b>	<b>68</b>	<b>129.4</b>

### PASSING

No.	Player	GP	Effic.	Att-Comp-Int	Pct.	Yards	TD	Long	Yds/G
12	Zac Thomas	14	148.7	225-359-6	62.7	2718	28	73	194.1
7	Jacob Huesman	5	276.1	5-7-0	71.4	92	2	56	18.4
14	Malik Williams	14	0.0	0-2-0	0.0	0	0	0	0.0
22	Raykwon Anderson	9	0.0	0-1-0	0.0	0	0	0	0.0
3	Darrynton Evans	14	217.6	1-1-0	100.0	14	0	14	1.0
	<b>Total</b>	<b>14</b>	<b>150.1</b>	<b>231-370-6</b>	<b>62.4</b>	<b>2824</b>	<b>30</b>	<b>73</b>	<b>201.7</b>
	<b>Opponents</b>	<b>14</b>	<b>117.4</b>	<b>253-455-14</b>	<b>55.6</b>	<b>2894</b>	<b>20</b>	<b>53</b>	<b>206.7</b>

### RECEIVING

No.	Player	GP	Rec.	Yards	Avg.	TD	Long	Yds/G
5	Thomas Hennigan	14	61	773	12.7	6	60	55.2
14	Malik Williams	14	55	598	10.9	4	43	42.7
2	Corey Sutton	9	41	601	14.7	7	54	66.8
11	Jalen Virgil	14	24	383	16.0	4	73	27.4
3	Darrynton Evans	14	21	198	9.4	5	58	14.1
13	Keishawn Watson	14	9	104	11.6	1	19	7.4
81	Henry Pearson	14	8	75	9.4	0	16	5.4
88	Collin Reed	13	6	56	9.3	2	22	4.3
16	Christian Wells	3	2	21	10.5	1	17	7.0
22	Raykwon Anderson	9	2	0	0.0	0	2	0.0
26	Marcus Williams Jr.	14	1	7	7.0	0	7	0.5
4	Daetrich Harrington	8	1	6	6.0	0	6	0.8
70	Cooper Hodges	14	0	2	0.0	0	0	0.1
	<b>Total</b>	<b>14</b>	<b>231</b>	<b>2824</b>	<b>12.2</b>	<b>30</b>	<b>73</b>	<b>201.7</b>
	<b>Opponents</b>	<b>14</b>	<b>253</b>	<b>2894</b>	<b>11.4</b>	<b>20</b>	<b>53</b>	<b>206.7</b>

### KICKOFF RETURNS

No.	Player	No.	Yards	Avg.	TD	Long
3	Darrynton Evans	16	386	24.1	1	45
11	Jalen Virgil	4	146	36.5	0	57
5	Thomas Hennigan	2	28	14.0	0	17
81	Henry Pearson	1	2	2.0	0	2
	<b>Total</b>	<b>23</b>	<b>562</b>	<b>24.4</b>	<b>1</b>	<b>57</b>
	<b>Opponents</b>	<b>48</b>	<b>910</b>	<b>19.0</b>	<b>0</b>	<b>75</b>

### PUNT RETURNS

No.	Player	No.	Yards	Avg.	TD	Long
5	Thomas Hennigan	21	161	7.7	0	25
14	Malik Williams	1	33	33.0	0	33
3	Shaun Jolly	1	10	10.0	0	0
52	D'Marco Jackson	0	16	0.0	1	16
	<b>Total</b>	<b>23</b>	<b>220</b>	<b>9.6</b>	<b>1</b>	<b>33</b>
	<b>Opponents</b>	<b>17</b>	<b>62</b>	<b>3.6</b>	<b>0</b>	<b>15</b>

### INTERCEPTION RETURNS

No.	Player	No.	Yards	Avg.	TD	Long
3	Shaun Jolly	5	54	10.8	2	30
24	A. Davis-Gaither	1	0	0.0	0	0
48	Demetrius Taylor	1	19	19.0	0	19
2	Willie Edwards	1	0	0.0	0	0
7	Josh Thomas	1	16	16.0	0	0
59	Jordan Fehr	1	0	0.0	0	0
20	Noel Cook	1	10	10.0	0	10
8	S. Jean-Charles	1	11	11.0	0	11
26	Nicholas Ross	1	20	20.0	1	20
6	Desmond Franklin	1	20	20.0	0	20
	<b>Total</b>	<b>14</b>	<b>150</b>	<b>10.7</b>	<b>4</b>	<b>30</b>
	<b>Opponents</b>	<b>6</b>	<b>87</b>	<b>14.5</b>	<b>1</b>	<b>35</b>

### FUMBLE RETURNS

No.	Player	No.	Yards	Avg.	TD	Long
25	Kaleb Dawson	1	8	8.0	0	8
45	Trey Cobb	1	24	24.0	1	24
48	Demetrius Taylor	1	20	20.0	1	20
6	Desmond Franklin	1	2	2.0	0	2
7	Josh Thomas	1	37	37.0	0	37
	<b>Total</b>	<b>5</b>	<b>91</b>	<b>18.2</b>	<b>2</b>	<b>37</b>
	<b>Opponents</b>	<b>0</b>	<b>0</b>	<b>0.0</b>	<b>0</b>	<b>0</b>

**TOTAL OFFENSE**

No.	Player	G	Plays	Rush	Pass	Total	Avg/G
12	Zac Thomas	14	463	440	2718	3158	225.6
3	Darrynton Evans	14	256	1480	14	1494	106.7
26	Marcus Williams Jr.	14	113	652	0	652	46.6
4	Daetrich Harrington	8	50	319	0	319	39.9
22	Raykwon Anderson	9	34	223	0	223	24.8
7	Jacob Huesman	5	8	1	92	93	18.6
27	Nakendrick Clark	9	11	43	0	43	4.8
11	Jalen Virgil	14	10	42	0	42	3.0
6	Camerun Peoples	1	3	23	0	23	23.0
45	Gabe Montgomery	2	4	16	0	16	8.0
14	Malik Williams	14	7	16	0	16	1.1
5	Thomas Hennigan	14	1	4	0	4	0.3
9	Jackson Gibbs	3	2	-2	0	-2	-0.7
	TEAM	5	7	-17	0	-17	-3.4
<b>Total</b>		<b>14</b>	<b>969</b>	<b>3240</b>	<b>2824</b>	<b>6064</b>	<b>433.1</b>
<b>Opponents</b>		<b>14</b>	<b>940</b>	<b>1811</b>	<b>2894</b>	<b>4705</b>	<b>336.1</b>

**PUNTING**

No.	Player	No.	Yards	Avg	Long	TB	FC	I20	Blkd
39	Xavier Subotsch	71	3035	42.7	67	8	25	26	0
<b>Total</b>		<b>71</b>	<b>3035</b>	<b>42.7</b>	<b>68</b>	<b>8</b>	<b>26</b>	<b>26</b>	<b>0</b>
<b>Opponents</b>		<b>85</b>	<b>3594</b>	<b>42.3</b>	<b>61</b>	<b>6</b>	<b>33</b>	<b>21</b>	<b>2</b>

**KICKOFFS**

No.	Player	No.	Yards	Avg	TB	OB	Ret.	Net	YdLn
91	Chandler Staton	97	5551	57.2	29	3			
<b>Total</b>		<b>97</b>	<b>5551</b>	<b>57.2</b>	<b>29</b>	<b>3</b>	<b>19.0</b>	<b>40.4</b>	<b>24</b>
<b>Opponents</b>		<b>59</b>	<b>3370</b>	<b>57.1</b>	<b>27</b>	<b>2</b>	<b>24.4</b>	<b>36.2</b>	<b>28</b>

**FIELD GOALS**

No.	Player	FGM-FGA	Pct	1-19	20-29	30-39	40-49	50-99	Lg	Blkd
91	Chandler Staton	11-16	68.8	1-1	1-3	4-6	5-6	0-0	47	0

**FIELD GOAL SEQUENCE**

	App State	Opponents
ETSU	-	-
Charlotte	31	-
North Carolina	(31),(43)	(25),56
Coastal Carolina	-	(32)
Louisiana	(40)	42
ULM	(27)	-
South Alabama	37,(19),(34),(46)	32,(37)
Georgia Southern	29	(49),41
South Carolina	(40),(47)	(41),(25),(50)
Georgia State	41	-
Texas State	24	(48),(48)
Troy	-	(26),(39)
Louisiana	(35)	39,(53),52
UAB	(34)	(49)

**SCORING**

No.	Player	TD	FG	Kick	Rush	Rcv	Pass	DXP	Saf	Pts
3	Darrynton Evans	24	0-0	0-0	0-0	0	0-0	0	0	144
91	Chandler Staton	0	11-16	72-73	0-0	0	0-0	0	0	105
2	Corey Sutton	7	0-0	0-0	0-0	0	0-0	0	0	42
12	Zac Thomas	7	0-0	0-0	0-0	0	0-0	0	0	42
5	Thomas Hennigan	6	0-0	0-0	0-0	0	0-0	0	0	36
26	Marcus Williams Jr.	5	0-0	0-0	0-0	0	0-0	0	0	30
11	Jalen Virgil	5	0-0	0-0	0-0	0	0-0	0	0	30
14	Malik Williams	4	0-0	0-0	0-0	0	0-0	0	0	24
3	Shaun Jolly	2	0-0	0-0	0-0	0	0-0	0	0	12
22	Raykwon Anderson	2	0-0	0-0	0-0	0	0-0	0	0	12
88	Collin Reed	2	0-0	0-0	0-0	0	0-0	0	0	12
4	Daetrich Harrington	2	0-0	0-0	0-0	0	0-0	0	0	12
48	Demetrius Taylor	1	0-0	0-0	0-0	0	0-0	0	0	6
52	D'Marco Jackson	1	0-0	0-0	0-0	0	0-0	0	0	6
45	Trey Cobb	1	0-0	0-0	0-0	0	0-0	0	0	6
16	Christian Wells	1	0-0	0-0	0-0	0	0-0	0	0	6
13	Keishawn Watson	1	0-0	0-0	0-0	0	0-0	0	0	6
7	Josh Thomas	1	0-0	0-0	0-0	0	0-0	0	0	6
26	Nicholas Ross	1	0-0	0-0	0-0	0	0-0	0	0	6
<b>Total</b>		<b>73</b>	<b>11-16</b>	<b>72-73</b>	<b>0-0</b>	<b>0</b>	<b>0-0</b>	<b>0</b>	<b>0</b>	<b>543</b>
<b>Opponents</b>		<b>35</b>	<b>13-19</b>	<b>29-31</b>	<b>0-0</b>	<b>1</b>	<b>1-4</b>	<b>0</b>	<b>0</b>	<b>280</b>

**ALL-PURPOSE**

No.	Player	G	Rush	Rec	PR	KOR	IR	Total	Avg/G
3	Darrynton Evans	14	1480	198	0	386	0	2064	147.4
5	Thomas Hennigan	14	4	773	161	28	0	966	69.0
26	Marcus Williams Jr.	14	652	7	0	0	0	659	47.1
14	Malik Williams	14	16	598	33	0	0	647	46.2
2	Corey Sutton	9	0	601	0	0	0	601	66.8
11	Jalen Virgil	14	42	383	0	146	0	571	40.8
12	Zac Thomas	14	440	0	0	0	0	440	31.4
4	Daetrich Harrington	8	319	6	0	0	0	325	40.6
22	Raykwon Anderson	9	223	0	0	0	0	223	24.8
13	Keishawn Watson	14	0	104	0	0	0	104	7.4
88	Henry Pearson	14	0	75	0	2	0	77	5.5
3	Shaun Jolly	14	0	0	10	0	54	64	4.6
87	Collin Reed	13	0	56	0	0	0	56	4.3
27	Nakendrick Clark	9	43	0	0	0	0	43	4.8
6	Camerun Peoples	1	23	0	0	0	0	23	23.0
16	Christian Wells	3	0	21	0	0	0	21	7.0
26	Nicholas Ross	14	0	0	0	0	20	20	1.4
6	Desmond Franklin	13	0	0	0	0	20	20	1.5
48	Demetrius Taylor	14	0	0	0	0	19	19	1.4
19	Daetrich Harrington	2	19	0	0	0	0	19	9.5
45	Gabe Montgomery	2	16	0	0	0	0	16	8.0
7	Josh Thomas	14	0	0	0	0	16	16	1.1
52	D'Marco Jackson	14	0	0	16	0	0	16	1.1
8	Shemar Jean-Charles	14	0	0	0	0	11	11	0.8
20	Noel Cook	14	0	0	0	0	10	10	0.7
70	Cooper Hodges	14	0	2	0	0	0	2	0.1
7	Jacob Huesman	5	1	0	0	0	0	1	0.2
9	Jackson Gibbs	3	-2	0	0	0	0	-2	-0.7
	TEAM	5	-17	0	0	0	0	-17	-3.4
<b>Total</b>		<b>14</b>	<b>3240</b>	<b>2824</b>	<b>220</b>	<b>562</b>	<b>150</b>	<b>6996</b>	<b>499.7</b>
<b>Opponents</b>		<b>14</b>	<b>1811</b>	<b>2894</b>	<b>62</b>	<b>910</b>	<b>87</b>	<b>5764</b>	<b>411.7</b>



ZAC THOMAS



DARRYNTON EVANS



# APP STATE FOOTBALL

2019 STATISTICS

## DEFENSE

No.	Player	G-GS	--Tackles--			ForLoss	--Sacks--		--Pass Defense--			--Fumbles--		Blkd	
			UT	AT	Total		No-Yards	Int-Yds	PBU	QBH	Rec-Yds	FF	Kick	Saf	
59	Jordan Fehr	14-14	53	56	109	8.0	2.5 - 21	1 - 0	3	3	1 - 0	-	-	-	
24	A. Davis-Gaither	14-14	49	55	104	14.5	5.0 - 27	1 - 0	8	6	-	-	-	-	
20	Noel Cook	14-13	29	44	73	5.5	2.5 - 13	1 - 10	-	2	-	-	1	-	
7	Josh Thomas	14-14	50	22	72	2.0	-	1 - 16	10	4	1 - 37	-	-	-	
52	D'Marco Jackson	14-6	31	29	60	3.0	-	-	2	1	-	-	-	-	
6	Desmond Franklin	13-12	28	24	52	1.0	-	1 - 20	2	1	1 - 2	-	-	-	
45	Trey Cobb	14-8	25	23	48	3.0	0.5 - 4	-	1	2	1 - 24	-	-	-	
3	Shaun Jolly	14-13	28	17	45	3.5	-	5 - 54	8	-	1 - 0	1	1	-	
8	S.Jean-Charles	14-13	30	15	45	-	-	1 - 11	9	1	-	1	-	-	
48	Demetrius Taylor	14-13	19	25	44	13.0	7.0 - 74	1 - 19	4	8	1 - 20	3	2	-	
95	George Blackstock	14-2	12	23	35	3.0	3.0 - 23	-	-	4	-	1	1	-	
98	E.J. Scott	14-12	17	11	28	7.5	-	-	2	3	1 - 0	-	-	-	
97	Caleb Spurlin	14-1	10	18	28	1.5	-	-	1	-	-	-	-	-	
26	Nicholas Ross	14-1	14	12	26	-	-	1 - 20	3	1	-	-	-	-	
31	Nick Hampton	14-1	11	13	24	6.5	5.5 - 30	-	-	8	-	2	-	-	
21	Ryan Huff	13-2	9	11	20	1.0	-	-	-	1	-	-	-	-	
57	E. Diarrassouba	13-12	9	11	20	3.5	1.5 - 9	-	-	2	1 - 0	-	-	-	
90	Tommy Dawkins	13-1	9	9	18	4.0	3.5 - 14	-	-	-	-	-	-	-	
13	Kaiden Smith	13-0	8	7	15	-	-	-	2	-	-	-	-	-	
51	Tyler Bird	14-1	7	8	15	-	-	-	1	-	-	-	-	-	
19	Mike Price	14-0	7	5	12	-	-	-	-	-	-	-	-	-	
28	KeSean Brown	14-0	6	6	12	-	-	-	-	-	-	-	-	-	
29	Brendan Harrington	11-0	7	3	10	-	-	-	-	-	-	-	-	-	
34	Jourdan Heilig	13-0	2	7	9	-	-	-	-	-	-	-	-	-	
10	Tim Frizzell	13-0	2	7	9	-	-	-	-	1	-	-	-	-	
40	Logan Doublin	11-0	3	5	8	1.0	-	-	-	-	1 - 0	-	-	-	
12	Steven Jones	13-1	6	1	7	-	-	-	-	-	-	1	-	-	
27	Matthew McQuinn	5-0	4	1	5	-	-	-	-	-	-	1	-	-	
25	Kaleb Dawson	9-0	5	-	5	-	-	-	-	1	1 - 8	-	-	-	
33	Jordan Mitchell	13-0	1	2	3	-	-	-	1	-	-	-	-	-	
2	Willie Edwards	4-0	3	-	3	-	-	1 - 0	-	-	-	-	-	-	
91	Chandler Staton	14-0	-	2	2	-	-	-	-	-	-	-	-	-	
18	Milan Tucker	3-0	2	-	2	1.0	-	-	-	-	-	-	-	-	
43	Hansky Paillant	7-0	1	1	2	-	-	-	-	-	-	1	-	-	
11	Jeremy Level	1-0	-	2	2	-	-	-	-	-	-	-	-	-	
17	Dashuan Davis	2-0	1	-	1	-	-	-	-	-	-	-	-	-	
30	Zareon Hayes	4-0	-	1	1	-	-	-	-	-	-	-	-	-	
13	Keishawn Watson	14-1	-	1	1	-	-	-	-	-	-	-	-	-	
60	Noah Hannon	14-14	-	1	1	-	-	-	-	-	-	-	-	-	
58	Ryan Neuzil	14-14	-	1	1	-	-	-	-	-	-	-	-	-	
46	Chris Washington	5-0	-	1	1	-	-	-	-	-	-	-	-	-	
42	Christian Johnstone	14-0	1	-	1	-	-	-	-	-	-	-	-	-	
26	Marcus Williams Jr.	14-0	1	-	1	-	-	-	-	-	-	-	-	-	
5	Thomas Hennigan	14-14	1	-	1	-	-	-	-	-	-	-	-	-	
3	Darrynton Evans	14-14	-	1	1	-	-	-	-	-	-	-	-	-	
<b>Total</b>		<b>14-0</b>	<b>501</b>	<b>482</b>	<b>983</b>	<b>86</b>	<b>36-242</b>	<b>14-150</b>	<b>59</b>	<b>43</b>	<b>10 - 91</b>	<b>13</b>	<b>5</b>	<b>-</b>	
<b>Opponents</b>		<b>14-0</b>	<b>552</b>	<b>404</b>	<b>956</b>	<b>81</b>	<b>18-107</b>	<b>6-87</b>	<b>49</b>	<b>20</b>	<b>3 - 0</b>	<b>4</b>	<b>-</b>	<b>-</b>	



AKEEM DAVIS-GAITHER



JORDAN FEHR

## GAME-BY-GAME TEAM STATISTICS

Game	Score	First Downs Tot-Rn-Ps-Pn	Rushing Att-Yds-TD	Passing Cmp-Att-Int-Yds-TD	Total Off. Ply-Yds	Punting No-Avg	Fumbles No-L	Penalties No-Yds	3rd Down Conv.	Time of Poss.
App State vs. ETSU	42 - 7	25-13-11-1	41-277-3	17-25-0-167-3	66-444	3-44.3	0-0	5-58	6-10	26:22
App State vs. CHARLOTTE	56 - 41	16-9-5-2	39-276-3	14-20-0-182-3	59-458	5-43.0	0-0	13-148	6-13	26:06
App State at North Carolina	34 - 31	24-7-12-5	40-230-2	20-31-1-296-4	71-526	5-42.4	1-1	11-80	4-12	33:54
App State at Louisiana	56 - 7	16-7-8-1	35-161-3	20-29-1-224-0	64-385	5-49.6	0-0	6-50	7-15	29:29
App State vs. COASTAL CAROLINA	37 - 17	29-10-17-2	40-146-1	27-42-2-323-3	82-469	4-42.8	2-1	5-40	7-16	30:31
App State at South Carolina	52 - 30	20-9-10-1	40-184-5	19-24-1-246-2	64-430	3-38.3	0-0	7-74	7-12	28:09
App State at ULM	52 - 7	37 - 21-7-13-1	35-153-3	20-31-1-240-2	66-393	5-35.0	2-0	10-75	5-13	31:51
App State vs. GEORGIA SOUTHERN	24 - 20	21-12-8-1	53-196-2	11-17-147-0-0	70-343	6-41.0	0-0	3-42	7-16	34:38
App State at Georgia State	27 - 35	16-6-8-2	33-123-0	13-24-0-131-1	57-254	6-49.3	0-0	4-30	4-13	25:22
App State vs. TEXAS STATE	48 - 13	27-14-12-1	52-302-3	19-32-1-270-4	84-572	4-48.2	3-1	5-34	13-18	35:12
App State at Troy	13 - 45	9-4-4-1	29-111-1	11-27-2-102-0	56-213	10-43.8	1-1	9-66	2-13	24:48
App State vs. LOUISIANA	38 - 31	21-13-7-1	45-313-2	16-28-132-0-1	73-445	6-38.3	1-0	10-85	6-17	34:36
App State vs. UAB	17 - 31	10-7-1-2	38-87-0	6-19-0-52-0	57-139	10-38.2	2-1	4-30	1-15	25:24
App State vs. UAB	17 - 31	23-8-14-1	30-152-0	25-51-0-271-3	81-423	7-38.6	1-0	4-43	6-17	26:31
App State vs. UAB	17 - 31	15-13-1-1	56-335-3	1-4-0-16-0	60-351	6-38.7	0-0	2-20	5-14	33:29
App State vs. UAB	17 - 31	11-7-4	41-97-1	9-16-1-105-0	57-202	7-45.1	0-0	8-46	2-13	29:50
App State vs. UAB	17 - 31	22-3-15-4	27-21-0	32-58-1-325-1	85-346	5-52.4	2-0	8-50	4-18	30:10
App State vs. UAB	17 - 31	25-12-12-1	46-280-3	21-34-1-273-4	80-553	7-39.4	1-0	3-35	5-15	36:50
App State vs. UAB	17 - 31	13-7-5-1	31-186-2	15-32-2-138-1	63-324	9-42.1	2-1	2-20	4-15	23:10
App State vs. UAB	17 - 31	23-13-6-4	49-280-3	9-17-0-188-2	66-468	4-41.0	1-1	5-40	6-14	33:05
App State vs. UAB	17 - 31	11-5-6-0	25-54-0	18-34-1-154-1	59-208	7-41.6	1-0	9-76	4-15	26:47
App State vs. UAB	17 - 31	27-9-17-1	37-194-3	29-35-1-328-4	72-522	3-47.0	0-0	9-75	10-13	34:30
App State vs. UAB	17 - 31	20-3-15-2	23-35-1	27-46-2-304-0	69-339	4-37.0	0-0	4-20	5-15	25:30
App State vs. UAB	17 - 31	20-16-4	51-267-3	9-17-0-149-2	68-416	4-43.8	1-1	6-39	5-13	30:11
App State vs. UAB	17 - 31	31-12-16-3	38-159-1	24-46-1-354-4	84-513	3-44.3	2-2	5-21	8-14	29:49
App State vs. UAB	17 - 31	20-9-6-5	40-261-1	13-25-0-142-2	65-403	7-44.7	1-0	11-130	3-14	32:57
App State vs. UAB	17 - 31	20-5-13-2	33-40-0	22-34-1-298-2	67-338	5-42.4	2-2	8-76	3-14	27:03



APP STATE SINGLE-GAME TEAM HIGHS

Rushes	53	at Louisiana (Oct. 09, 2019)
Yards Rushing	313	at South Alabama (Oct. 26, 2019)
Yards Per Rush	7.1	vs Charlotte (Sept. 07, 2019)
TD Rushes	5	vs Coastal Carolina (Sept. 28, 2019)
Pass attempts	51	vs Georgia Southern (Oct. 31, 2019)
Pass completions	29	at Troy (Nov. 29, 2019)
Yards Passing	328	at Troy (Nov. 29, 2019)
Yards Per Pass	11.1	vs Texas State (Nov. 23, 2019)
TD Passes	4	vs ULM (Oct. 19, 2019)
		at Georgia State (Nov. 16, 2019)
		at Troy (Nov. 29, 2019)
Total Plays	84	vs ULM (Oct. 19, 2019)
Total Offense	572	vs ULM (Oct. 19, 2019)
Yards Per Play	7.8	vs Charlotte (Sept. 07, 2019)
Points	56	vs Charlotte (Sept. 07, 2019)
		vs Coastal Carolina (Sept. 28, 2019)
		at Georgia State (Nov. 16, 2019)
Sacks By	6	vs UAB (Dec. 21, 2019)
First Downs	27	vs ULM (Oct. 19, 2019)
		at Troy (Nov. 29, 2019)
Penalties	13	vs Charlotte (Sept. 07, 2019)
Penalty Yards	148	vs Charlotte (Sept. 07, 2019)
Turnovers	2	vs ULM (Oct. 19, 2019)
Interceptions By	2	at North Carolina (Sept. 21, 2019)
		vs ULM (Oct. 19, 2019)
		at Georgia State (Nov. 16, 2019)
		at Troy (Nov. 29, 2019)
Punts	7	vs Georgia Southern (Oct. 31, 2019)
		at South Carolina (Nov. 09, 2019)
		at Georgia State (Nov. 16, 2019)
		vs UAB (Dec. 21, 2019)
Punting Avg	49.6	at North Carolina (Sept. 21, 2019)
Long Punt	67	vs ULM (Oct. 19, 2019)
Punts inside 20	3	vs Coastal Carolina (Sept. 28, 2019)
		at South Carolina (Nov. 09, 2019)
		at Georgia State (Nov. 16, 2019)
		at Troy (Nov. 29, 2019)
Long Punt Return	33	vs ETSU (Aug. 31, 2019)

APP STATE SINGLE-GAME INDIVIDUAL HIGHS

Rushes	23	Evans, D. at South Carolina (Nov. 09, 2019)
Yards Rushing	234	Evans, D. vs Charlotte (Sept. 07, 2019)
TD Rushes	3	Evans, D. vs Charlotte (Sept. 07, 2019)
		Evans, D. at North Carolina (Sept. 21, 2019)
		Evans, D. vs Texas State (Nov. 23, 2019)
Long Rush	87	Evans, D. vs Charlotte (Sept. 07, 2019)
Pass attempts	51	Thomas, Zac vs Georgia Southern (Oct. 31, 2019)
Pass completions	28	Thomas, Zac at Troy (Nov. 29, 2019)
Yards Passing	326	Thomas, Zac at Troy (Nov. 29, 2019)
TD Passes	4	Thomas, Zac at Georgia State (Nov. 16, 2019)
		Thomas, Zac at Troy (Nov. 29, 2019)
Long Pass	73	Thomas, Zac vs Charlotte (Sept. 07, 2019)
Receptions	11	Hennigan, T. at Troy (Nov. 29, 2019)
Yards Receiving	173	Sutton, Corey at Georgia State (Nov. 16, 2019)
TD Receptions	3	Sutton, Corey at Georgia State (Nov. 16, 2019)
Long Reception	73	Virgil, Jalen vs Charlotte (Sept. 07, 2019)
Field Goals	3	Staton, C. at South Alabama (Oct. 26, 2019)
Long Field Goal	47	Staton, C. at South Carolina (Nov. 09, 2019)
Punts	7	Subotsch, X. vs Georgia Southern (Oct. 31, 2019)
		Subotsch, X. at South Carolina (Nov. 09, 2019)
		Subotsch, X. at Georgia State (Nov. 16, 2019)
		Subotsch, X. vs UAB (Dec. 21, 2019)
Punting Avg	49.6	Subotsch, X. at North Carolina (Sept. 21, 2019)
Long Punt	67	Subotsch, X. vs ULM (Oct. 19, 2019)
Punts inside 20	3	Subotsch, X. vs Coastal Carolina (Sept. 28, 2019)
		Subotsch, X. at South Carolina (Nov. 09, 2019)
		Subotsch, X. at Georgia State (Nov. 16, 2019)
		Subotsch, X. at Troy (Nov. 29, 2019)
Long Punt Return	33	Williams, Malik vs ETSU (Aug. 31, 2019)
Long Kickoff Return	57	Virgil, Jalen at South Carolina (Nov. 09, 2019)
Tackles	16	Fehr, Jordan at North Carolina (Sept. 21, 2019)
		Davis-Gaither vs Georgia Southern (Oct. 31, 2019)
Sacks	2.5	Taylor, D. at North Carolina (Sept. 21, 2019)
		Dawkins, T. vs UAB (Dec. 21, 2019)
Tackles For Loss	2.5	Cook, Noel vs Charlotte (Sept. 07, 2019)
		Taylor, D. vs Charlotte (Sept. 07, 2019)
		Taylor, D. at North Carolina (Sept. 21, 2019)
		Davis-Gaither at Louisiana (Oct. 09, 2019)
		Davis-Gaither at South Carolina (Nov. 09, 2019)
		Dawkins, T. vs UAB (Dec. 21, 2019)
Interceptions	2	Jolly, Shaun at Georgia State (Nov. 16, 2019)

OPPONENT SINGLE-GAME INDIVIDUAL HIGHS

Rushes	56	vs Georgia Southern (Oct. 31, 2019)
Yards Rushing	335	vs Georgia Southern (Oct. 31, 2019)
Yards Per Rush	6.0	at Georgia State (Nov. 16, 2019)
TD Rushes	3	vs Coastal Carolina (Sept. 28, 2019)
		vs Georgia Southern (Oct. 31, 2019)
Pass attempts	58	at South Carolina (Nov. 09, 2019)
Pass completions	32	at South Carolina (Nov. 09, 2019)
Yards Passing	354	vs Louisiana (Dec. 07, 2019)
Yards Per Pass	9.5	vs Charlotte (Sept. 07, 2019)
TD Passes	4	vs Charlotte (Sept. 07, 2019)
		vs Louisiana (Dec. 07, 2019)
Total Plays	85	at South Carolina (Nov. 09, 2019)
Total Offense	526	vs Charlotte (Sept. 07, 2019)
Yards Per Play	7.4	vs Charlotte (Sept. 07, 2019)
Points	41	vs Charlotte (Sept. 07, 2019)
Sacks By	3	vs Charlotte (Sept. 07, 2019)
		vs Louisiana (Dec. 07, 2019)
First Downs	31	vs Louisiana (Dec. 07, 2019)
Penalties	11	vs Charlotte (Sept. 07, 2019)
Penalty Yards	80	vs Charlotte (Sept. 07, 2019)
Turnovers	3	at North Carolina (Sept. 21, 2019)
		vs ULM (Oct. 19, 2019)
		at Georgia State (Nov. 16, 2019)
		vs Louisiana (Dec. 07, 2019)
		vs UAB (Dec. 21, 2019)
Interceptions By	1	at North Carolina (Sept. 21, 2019)
		vs Coastal Carolina (Sept. 28, 2019)
		vs ULM (Oct. 19, 2019)
		at South Carolina (Nov. 09, 2019)
		at Georgia State (Nov. 16, 2019)
		at Troy (Nov. 29, 2019)
Punts	10	vs ULM (Oct. 19, 2019)
		at South Alabama (Oct. 26, 2019)
Punting Avg	52.4	at South Carolina (Nov. 09, 2019)
Long Punt	61	at Louisiana (Oct. 09, 2019)
		at Georgia State (Nov. 16, 2019)
Punts inside 20	4	at Louisiana (Oct. 09, 2019)
		vs Georgia Southern (Oct. 31, 2019)
Long Punt Return	15	vs Georgia Southern (Oct. 31, 2019)
		vs Texas State (Nov. 23, 2019)

OPPONENT SINGLE-GAME TEAM HIGHS

Rushes	23	Minter, Tra, at South Alabama (Oct. 26, 2019)
Yards Rushing	145	W. Kennedy III, vs Georgia Southern (Oct. 31, 2019)
TD Rushes	2	LEMAY, Benny, vs Charlotte (Sept. 07, 2019)
		Payton, F., vs Coastal Carolina (Sept. 28, 2019)
		W. Kennedy III, vs Georgia Southern (Oct. 31, 2019)
Long Rush	68	FINGER, Ishod, vs Charlotte (Sept. 07, 2019)
		W. Kennedy III, vs Georgia Southern (Oct. 31, 2019)
Pass attempts	57	Ryan Hillinski, at South Carolina (Nov. 09, 2019)
Pass completions	32	Ryan Hillinski, at South Carolina (Nov. 09, 2019)
Yards Passing	354	Lewis, Levi, vs Louisiana (Dec. 07, 2019)
TD Passes	4	REYNOLDS, Chris, vs Charlotte (Sept. 07, 2019)
		Lewis, Levi, vs Louisiana (Dec. 07, 2019)
Long Pass	53	Vitt, Tyler, vs Texas State (Nov. 23, 2019)
Receptions	10	WATKINS, Austin, vs UAB (Dec. 21, 2019)
Yards Receiving	159	WATKINS, Austin, vs UAB (Dec. 21, 2019)
TD Receptions	2	TUCKER, Victor, vs Charlotte (Sept. 07, 2019)
		LeBlanc, Peter, vs Louisiana (Dec. 07, 2019)
Long Reception	53	Banks, Javen, vs Texas State (Nov. 23, 2019)
Field Goals	3	Parker White, at South Carolina (Nov. 09, 2019)
Long Field Goal	53	Artigue, Stevie, vs Louisiana (Dec. 07, 2019)
Punts	10	Brooks, Jack, at South Alabama (Oct. 26, 2019)
Punting Avg	53.0	BOWLER, Connor, vs Charlotte (Sept. 07, 2019)
Long Punt	61	Byrns, Rhys, at Louisiana (Oct. 09, 2019)
		Wright, Brandon, at Georgia State (Nov. 16, 2019)
Punts inside 20	4	Byrns, Rhys, at Louisiana (Oct. 09, 2019)
		A. Beck II, vs Georgia Southern (Oct. 31, 2019)
Long Punt Return	15	W. Kennedy III, vs Georgia Southern (Oct. 31, 2019)
		White, Hutch, vs Texas State (Nov. 23, 2019)
Long Kickoff Return	75	Carter, M., at North Carolina (Sept. 21, 2019)
Tackles	13	Martial, C., at Troy (Nov. 29, 2019)
		Boudreaux, Jacq, vs Louisiana (Dec. 07, 2019)
Sacks	2.0	HIGHSMITH, Alex, vs Charlotte (Sept. 07, 2019)
Tackles For Loss	3.0	Sherrod Greene, at South Carolina (Nov. 09, 2019)
Interceptions	1	Wolfolk, M., at North Carolina (Sept. 21, 2019)
		Claybourne, M., vs Coastal Carolina (Sept. 28, 2019)
		Oliver, Jordan, vs ULM (Oct. 19, 2019)
		Ernest Jones, at South Carolina (Nov. 09, 2019)
		Bacon, Chris, at Georgia State (Nov. 16, 2019)
		Nixon, Kyle, at Troy (Nov. 29, 2019)

APP STATE POINTS OFF OPPONENT TURNOVERS

	ETSU	UNCC	UNC	CCU	UL	ULM	USA	GS	USC	GSU	TXST	TROY	UL	UAB	TOTAL
Opp. Turnovers	1	2	3	1	0	3	1	0	1	3	1	2	3	3	24
App State Points	0	7	14	7	0	7	3	0	7	14	7	7	14	7	94

OPPONENT POINTS OFF APP STATE TURNOVERS

	ETSU	UNCC	UNC	CCU	UL	ULM	USA	GS	USC	GSU	TXST	TROY	UL	UAB	TOTAL
App State Turnovers	0	0	1	1	0	2	0	0	1	1	1	1	1	0	9
Opp. Points	0	0	0	6	0	0	0	0	3	7	3	0	0	0	19



### GAME-BY-GAME RUSHING (ATT.-YDS./TD)

	ETSU	UNCC	UNC	CCU	UL	ULM	USA	GS	USC	GSU	TXST	TROY	UL	UAB
Darrynton Evans	14-99/1	19-234/1	19-78/3	15-60/2	22-69/0	17-136/1	19-46/0	17-76/0	23-85/0	18-131/1	21-154/3	13-82/2	19-73/1	19-157/1
Marcus Williams Jr.	7/41/0	3-16/0	4-11/0	8-43/2	7-17/0	16-79/1	11-94/1	5-30/0	7-19/0	9-51/0	15-78/0	7-41/0	8-78/1	6-54/0
Zac Thomas	5-32/1	10-4/0	6-57/0	6-10/0	15-63/2	6-58/1	6-42/0	5-37/0	9-7/1	6-52/1	6-28/0	2-11/1	13-25/0	9-28/0
Daetrich Harrington	6-48/0	5-26/0	6-15/0	11-71/1	5-18/0	DNP	DNP	DNP	DNP	DNP	DNP	5-26/0	9-89/1	3-26/0
R. Anderson	-	DNP	DNP	DNP	3-30/0	3-6/0	4-99/1	1-6/0	1-0/0	10-48/1	7-20/0	4-14/0	DNP	DNP
N. Clark	3-14/0	DNP	DNP	-	-	5-13/0	1-6/0	DNP	-	-	-	2-10/0	DNP	DNP
Jalen Virgil	2-13/1	-	-	-	-	-	3-32/0	1-0/0	1-0/0	-	-	2-2/0	1-5/0	-
Cameron Peoples	3-23/0	DNP	DNP	DNP	DNP	DNP	DNP	DNP	DNP	DNP	DNP	DNP	DNP	DNP
Malik Williams	-	-	-	-	-	1-0/0	-	1-3/0	-	1-2/0	-	-	1-7/0	1-4/0
G. Montgomery	1-7/0	DNP	DNP	DNP	DNP	3-9/0	DNP	DNP	DNP	DNP	DNP	DNP	DNP	DNP
Thomas Hennigan	-	-	-	-	-	-	-	-	-	-	-	1-4/0	-	-
Jacob Huesman	-	DNP	DNP	-	DNP	1-1/0	DNP	DNP	DNP	-	DNP	-	DNP	DNP
Jackson Gibbs	-	DNP	DNP	DNP	DNP	DNP	1-6/0	DNP	DNP	DNP	DNP	1-4/0	DNP	DNP
Malik Williams	0-0/0	0-0/0	0-0/0	0-0/0	0-0/0	0-0/0	0-0/0	1-1/0	0-0/0	0-0/0	0-0/0	0-0/0	0-0/0	0-0/0
TEAM	7-17/0	2-4/0	-	DNP	1-1/0	DNP	DNP	DNP	DNP	2-4/0	DNP	DNP	DNP	2-8/0

### GAME-BY-GAME PASSING (COMP.-ATT.-INT./YDS.-TD)

	ETSU	UNCC	UNC	CCU	UL	ULM	USA	GS	USC	GSU	TXST	TROY	UL	UAB
Zac Thomas	16-24-0/150-2	14-20-0/182-3	20-29-1/224-0	19-23-1/246-2	11-17-0/147-1	18-30-1/214-3	16-28-0/132-1	25-51-0/271-3	9-15-1/105-0	19-31-1/256-4	8-16-0/174-2	28-34-1/326-4	9-17-0/149-2	13-24-0/142-2
Jacob Huesman	1-1-0/17-1	DNP	DNP	0-1-0/0-0	DNP	1-2-0/56-1	DNP	DNP	DNP	2-2-0/17-0	DNP	1-1-0/2/0	DNP	DNP
D. Evans	-	-	-	-	-	-	-	-	-	-	1-1-0/14-0	-	-	-
R. Anderson	-	DNP	DNP	DNP	-	-	-	-	-	0-1-0/0-0	-	-	DNP	DNP
Malik Williams	-	-	-	-	-	-	-	-	0-1-0/0-0	-	-	-	-	0-1-0/0-0

### GAME-BY-GAME RECEIVING (REC.-YDS./TD)

	ETSU	UNCC	UNC	CCU	UL	ULM	USA	GS	USC	GSU	TXST	TROY	UL	UAB
Thomas Hennigan	7-79/1	3-17/1	6-90/0	5-89/0	4-30/0	2-11/1	6-58/1	6-75/0	-	2-14/0	2-70/0	11-140/0	4-50/0	3-50/2
Corey Sutton	DNP	DNP	7-58/0	5-76/1	2-58/0	5-75/0	3-11/0	6-67/2	3-38/0	8-173/3	2-45/1	DNP	DNP	DNP
Malik Williams	1-6/1	6-73/0	6-78/0	6-75/0	4-45/0	3-35/0	3-37/0	8-90/1	1-6/0	6-45/0	1-28/0	6-42/2	1-19/0	3-19/0
Jalen Virgil	2-10/0	3-86/2	1-2/0	1-3/0	-	1-56/1	-	2-21/0	-	2-23/0	3-26/0	5-95/1	1-9/0	3-62/0
Darrynton Evans	2-21/0	1-0/0	-	1-2/0	-	3-41/1	1-3/0	2-7/0	2-32/0	1-1/1	-	3-27/1	2-63/2	3-5/0
Keishawn Watson	2-22/0	1-6/0	-	-	-	1-14/0	1-10/0	-	-	1-13/0	1-19/1	2-20/0	1-8/0	-
Henry Pearson	2-12/0	-	-	-	1-14/0	2-30/0	2-13/0	-	1-9/0	-	-	1-2/0	1-8/0	-
Collin Reed	-	-	-	1-11/1	-	1-1/1	-	1-9/0	1-22/0	-	-	DNP	-	-
Christian Wells	1-17/1	DNP	DNP	DNP	DNP	DNP	DNP	DNP	DNP	1-4/0	DNP	-	DNP	DNP
Marus Williams Jr.	-	-	-	-	-	1-7/0	-	-	-	-	-	-	-	-
Daetrich Harrington	-	-	-	-	-	DNP	DNP	DNP	DNP	DNP	DNP	DNP	DNP	1-6/0
R. Anderson	-	DNP	DNP	DNP	-	-	-	-	1-2/0	-	-	1-2/0	DNP	DNP

### GAME-BY-GAME TACKLES (SOLO-ASISTS-TOTAL)

	ETSU	UNCC	UNC	CCU	UL	ULM	USA	GS	USC	GSU	TXST	TROY	UL	UAB
Jordan Fehr	1-4-5	4-4-8	7-9-16	2-4-6	2-3-5	2-0-2	2-5-7	1-7-8	6-6-12	6-4-10	5-2-7	1-3-4	4-4-8	10-1-11
A. Davis-Gaither	1-6-7	5-4-9	5-5-10	2-6-8	5-6-11	1-0-1	3-2-5	6-10-16	4-3-7	2-0-2	2-4-6	3-0-3	4-6-10	6-3-9
Noel Cook	1-4-5	3-3-6	5-2-7	1-5-6	1-7-8	3-5-8	4-3-7	1-4-5	1-1-2	3-2-5	1-1-2	1-2-3	1-3-4	3-2-5
Josh Thomas	4-1-5	5-3-8	2-0-2	3-4-7	3-2-5	2-0-2	3-2-5	5-3-8	9-1-10	5-0-5	5-2-7	1-2-3	3-2-5	-
D'Marco Jackson	2-4-6	0-1-1	0-1-1	4-3-7	4-2-6	2-2-4	2-0-2	3-6-9	3-1-4	4-0-4	3-2-5	1-2-3	1-1-2	2-4-6
Desmond Franklin	3-4-7	1-1-2	1-4-5	DNP	-	4-2-6	1-1-2	0-6-6	0-2-2	4-0-4	1-1-2	3-2-5	7-1-8	3-0-3
Trey Cobb	2-1-3	4-2-6	2-4-6	3-2-5	3-3-6	0-2-2	1-2-3	0-1-1	3-2-5	2-0-2	2-0-2	1-0-1	1-4-5	1-0-1
Shaun Jolly	5-1-6	3-1-4	5-1-6	1-2-3	1-0-1	-	0-4-4	1-0-1	1-1-2	1-0-1	1-3-4	3-0-3	5-2-7	1-2-3
S. Jean-Charles	1-3-4	1-2-3	2-0-2	2-1-3	2-1-3	0-3-3	2-1-3	1-0-1	6-1-7	1-0-1	1-0-1	2-0-2	7-1-8	2-2-4
Demetrius Taylor	1-1-2	2-1-3	2-2-4	1-3-4	2-2-4	0-1-1	1-2-3	1-7-8	3-2-5	-	1-0-1	1-2-3	1-2-3	3-0-3
George Blackstock	0-5-5	1-3-4	1-5-6	-	0-2-2	2-0-2	3-0-3	2-5-7	-	0-1-1	2-1-3	-	-	1-1-2
Caleb Spurlin	2-1-3	1-2-3	0-2-2	0-3-3	2-1-3	0-1-1	0-2-2	1-3-4	0-2-2	2-0-2	-	-	1-0-1	1-1-2
E.J. Scott	2-0-2	-	-	-	1-0-1	3-0-3	1-2-3	1-1-2	2-0-2	2-1-3	2-1-3	-	2-5-7	1-1-2
Nicholas Ross	-	0-1-1	1-2-3	0-3-3	1-1-2	1-0-1	2-0-2	-	2-0-2	1-0-1	2-0-2	2-3-5	1-2-3	1-0-1
Nick Hampton	1-2-3	1-2-3	0-1-1	-	-	2-2-4	-	0-1-1	1-0-1	-	0-1-1	5-3-8	0-1-1	1-0-1
E. Diarrassouba	1-0-1	1-1-2	2-1-3	0-1-1	-	1-2-3	0-1-1	1-4-5	-	DNP	-	0-1-1	1-0-1	2-0-2
Ryan Huff	3-0-3	1-0-1	2-1-3	1-6-7	-	0-1-1	1-1-2	-	1-1-2	-	-	DNP	0-1-1	-
Tommy Dawkins	1-1-2	1-3-4	1-0-1	-	0-1-1	2-0-2	1-0-1	DNP	-	-	1-1-2	0-1-1	0-1-1	2-1-3
Tyler Bird	-	2-2-4	1-0-1	0-1-1	-	1-2-3	0-1-1	-	-	-	1-1-2	1-0-1	1-1-2	-
Kaiden Smith	1-0-1	-	3-2-5	0-1-1	0-2-2	-	-	-	-	2-0-2	-	2-0-2	0-2-2	DNP
Mike Price	0-1-1	1-1-2	2-1-3	-	1-0-1	-	0-1-1	1-0-1	0-1-1	0-1-1	-	1-0-1	-	1-0-1
KeSean Brown	1-2-3	0-1-1	0-1-1	1-0-1	1-0-1	-	1-1-2	-	1-0-1	1-0-1	-	1-1-2	-	-
B. Harrington	0-1-1	1-1-2	-	-	2-0-2	1-0-1	2-0-2	-	DNP	-	DNP	-	DNP	1-1-2
Tim Frizzell	0-1-1	-	-	0-1-1	-	DNP	-	-	-	-	1-1-2	0-2-2	1-1-2	0-1-1
Jourdan Heilig	-	DNP	DNP	-	-	-	0-1-1	-	0-1-1	-	1-2-3	-	1-3-4	-
Logan Dublin	-	-	-	DNP	DNP	-	-	-	-	1-0-1	0-2-2	2-1-3	-	DNP
Steven Jones	1-0-1	DNP	-	2-0-2	-	-	-	-	-	-	-	2-1-3	-	-
Matthew McQuinn	DNP	-	DNP	1-0-1	1-0-1	2-0-2	DNP	DNP	DNP	DNP	DNP	DNP	DNP	DNP
Kaleb Dawson	-	DNP	-	3-0-3	DNP	1-0-1	-	-	1-0-1	-	DNP	DNP	DNP	-
Willie Edwards	DNP	DNP	DNP	DNP	DNP	DNP	DNP	DNP	DNP	1-0-1	1-0-1	1-0-1	-	DNP
Jordan Mitchell	-	-	DNP	-	-	0-1-1	-	-	-	-	-	1-1-2	-	-
Milan Tucker	DNP	DNP	1-0-1	DNP	DNP	1-0-1	-	DNP	DNP	DNP	DNP	DNP	DNP	DNP
Chander Staton	-	-	-	-	-	-	-	-	-	-	0-1-1	-	0-1-1	-
Jeremy Level	DNP	DNP	DNP	DNP	DNP	DNP	DNP	DNP	DNP	DNP	DNP	0-2-2	DNP	DNP
Hansky Paillant	1-1-2	-	DNP	-	DNP	-	DNP	DNP	DNP	-	-	-	DNP	DNP
Christian Johnstone	-	-	-	-	1-0-1	-	-	-	-	-	-	-	-	-
Keishawn Watson	-	-	-	-	-	-	0-1-1	-	-	-	-	-	-	-
Darrynton Evans	-	-	-	-	-	-	-	-	0-1-1	-	-	-	-	-

IN THE RED ZONE (APP STATE/OPPONENT)

Game	Red Zone	Scores	Points	TDs	FGs Made	FGs Missed	Fumble	Interception	Downs	Half	Game
ETSU	6/1	6/1	42/7	6/1	0/0	0/0	0/0	0/0	0/0	0/0	0/0
Charlotte	4/4	3/3	21/20	3/3	0/0	1/0	0/0	0/1	0/0	0/0	0/0
North Carolina	4/4	4/4	24/24	3/3	1/1	0/0	0/0	0/0	0/0	0/0	0/0
Coastal Carolina	6/5	6/5	42/30	6/4	0/1	0/0	0/0	0/0	0/0	0/0	0/0
Louisiana	2/2	2/1	14/7	2/1	0/0	0/0	0/0	0/0	0/1	0/0	0/0
ULM	6/1	6/1	38/7	5/1	1/0	0/0	0/0	0/0	0/0	0/0	0/0
South Alabama	6/2	5/1	23/3	2/0	3/1	1/1	0/0	0/0	0/0	0/0	0/0
Georgia Southern	4/1	3/1	21/7	3/1	0/0	1/0	0/0	0/0	0/0	0/0	0/0
South Carolina	2/2	2/1	10/3	1/0	1/1	0/0	0/0	0/0	0/0	0/1	0/0
Georgia State	5/2	5/2	35/13	5/2	0/0	0/0	0/0	0/0	0/0	0/0	0/0
Texas State	5/0	4/0	28/0	4/0	0/0	1/0	0/0	0/0	0/0	0/0	0/0
Troy	5/3	4/3	28/13	4/1	0/2	0/0	0/0	1/0	0/0	0/0	0/0
Louisiana	3/4	3/3	17/21	2/3	1/0	0/1	0/0	0/0	0/0	0/0	0/0
UAB	2/1	2/1	10/3	1/0	1/1	0/0	0/0	0/0	0/0	0/0	0/0
<b>TOTALS</b>	<b>60/32</b>	<b>55/27</b>	<b>353/158</b>	<b>47/20</b>	<b>8/7</b>	<b>4/2</b>	<b>0/0</b>	<b>1/1</b>	<b>0/1</b>	<b>0/1</b>	<b>0/0</b>

.917/.844

.854/.433

DRIVE CHART (APP STATE/OPPONENT)

Game	Drives	TDs	FGs Made	FGs Missed	Fumbles	Int.	Safety	Punt	Downs	Half	Game	80+ Yards	3 and Out
ETSU	10/10	6/1	0/0	0/0	0/1	0/0	0/0	3/6	0/1	0/1	1/0	1/1	2/4
Charlotte	15/15	8/6	0/0	1/0	0/1	0/1	0/0	5/5	0/1	0/1	1/0	2/2	4/4
North Carolina	14/13	4/4	2/1	0/1	0/1	1/2	0/0	5/4	0/0	1/0	1/0	0/2	2/3
Coastal Carolina	13/13	8/5	0/1	0/0	0/0	1/1	0/0	3/5	0/0	0/1	1/0	0/0	1/4
Louisiana	11/10	2/1	1/0	0/1	0/0	0/0	0/0	6/6	0/2	1/0	1/0	1/1	3/4
ULM	15/15	7/1	1/0	0/0	1/1	1/2	0/0	4/10	0/0	1/0	0/1	0/1	1/10
South Alabama	14/14	3/0	3/1	1/1	0/1	0/0	0/0	6/10	0/0	0/1	1/0	0/0	3/9
Georgia Southern	13/13	3/3	0/1	0/1	0/0	0/0	0/0	7/6	1/1	0/1	1/0	1/0	3/4
South Carolina	12/13	2/1	2/3	0/0	0/0	1/1	0/0	7/5	0/1	0/1	0/1	0/0	4/2
Georgia State	18/18	8/4	0/0	1/0	0/1	1/2	0/0	7/9	0/1	0/1	1/0	1/2	7/8
Texas State	13/13	5/1	0/2	1/0	1/0	0/1	0/0	4/7	1/1	1/0	0/1	2/0	3/3
Troy	12/12	7/1	0/2	0/0	0/0	1/2	0/0	3/4	0/2	0/1	1/0	0/0	2/1
Louisiana	15/14	6/5	1/1	0/2	1/2	0/1	0/0	4/3	1/0	1/0	1/0	0/0	3/3
UAB	13/13	4/2	1/1	0/0	0/2	0/1	0/0	7/5	0/1	0/1	1/0	2/0	4/3

STARTING LINEUPS

OFFENSE	LT	LG	C	RG	RT	WR	WR	WR/TE	TE	QB	RB
ETSU	Johnson	Neuzil	Hannon	Hunter	Hodges	Virgil	Hennigan	Pearson^	Reed	Thomas	Evans
Charlotte	Garrison	Neuzil	Hannon	Hunter	Hodges	Virgil	Hennigan	Williams	Reed	Thomas	Evans
North Carolina	Johnson	Neuzil	Hannon	Hunter	Hodges	Sutton	Hennigan	Williams	Reed	Thomas	Evans
Coastal Carolina	Johnson	Neuzil	Hannon	Hunter	Hodges	Sutton	Hennigan	Pearson^	Reed	Thomas	Evans
Louisiana	Johnson	Neuzil	Hannon	Hunter	Hodges	M. Evans*	Hennigan	Pearson*	Reed	Thomas	Evans
ULM	Johnson	Neuzil	Hannon	Hunter	Hodges	Sutton	Hennigan	Pearson^	Reed	Thomas	Evans
South Alabama	Johnson	Neuzil	Hannon	Hunter	Hodges	Sutton	Hennigan	Williams	Reed	Thomas	Evans
Ga. Southern	Johnson	Neuzil	Hannon	Hunter	Hodges	Sutton	Hennigan	Williams	Reed	Thomas	Evans
South Carolina	Johnson	Neuzil	Hannon	Hunter	Hodges	Sutton	Hennigan	Pearson^	Reed	Thomas	Evans
Georgia State	Johnson	Neuzil	Hannon	Hunter	Hodges	Sutton	Hennigan	Pearson^	Reed	Thomas	Evans
Texas State	Johnson	Neuzil	Hannon	Hunter	Hodges	Sutton	Hennigan	Williams	Reed	Thomas	Evans
Troy	Johnson	Neuzil	Hannon	Hunter	Hodges	Watson	Hennigan	Williams	Pearson	Thomas	Evans
Louisiana (SBC)	Johnson	Neuzil	Hannon	Hunter	Hodges	Virgil	Hennigan	Williams	Pearson	Thomas	Evans
UAB (Bowling Green)	Johnson	Neuzil	Hannon	Hunter	Hodges	Virgil	Hennigan	Williams	Reed	Thomas	Evans

^ - Two TEs

\* Three TEs, One WR

DEFENSE	DE	NT	DE	OLB	ILB	ILB	OLB	SS	FS	CB	CB
ETSU	Taylor	Scott	Diarrassouba	Cook	Cobb	Fehr	Davis-Gaither	J. Thomas	Franklin	Jolly	Jean-Charles
Charlotte	Taylor	Scott	Diarrassouba	Cook	Cobb	Fehr	Davis-Gaither	J. Thomas	Franklin	Jolly	Jean-Charles
North Carolina	Dawkins	Scott	Diarrassouba	Cook	Cobb	Fehr	Davis-Gaither	J. Thomas	Franklin	Jolly	Jean-Charles
Coastal Carolina	Taylor	Blackstock	Diarrassouba	Cook	Cobb	Fehr	Davis-Gaither	J. Thomas	Huff	Jones	Jean-Charles
Louisiana	Taylor	Scott	Diarrassouba	Cook	Jackson	Fehr	Davis-Gaither	J. Thomas	Huff	Jolly	Jones
ULM	Taylor	Scott	Diarrassouba	Cook	Jackson	Fehr	Davis-Gaither	J. Thomas	Franklin	Jolly	Jean-Charles
South Alabama	Taylor	Scott	Diarrassouba	Cook	Cobb	Fehr	Davis-Gaither	J. Thomas	Franklin	Jolly	Jean-Charles
Ga. Southern	Taylor	Scott	Diarrassouba	Cook	Cobb	Fehr	Davis-Gaither	J. Thomas	Franklin	Jolly	Jean-Charles
South Carolina	Taylor	Scott	Diarrassouba	Cook	Jackson	Fehr	Davis-Gaither	J. Thomas	Franklin	Jolly	Jean-Charles
Georgia State	Taylor	Scott	Spurlin	Cook	Cobb	Fehr	Davis-Gaither	J. Thomas	Franklin	Jolly	Jean-Charles
Texas State	Taylor	Scott	Diarrassouba	Cook	Cobb	Fehr	Davis-Gaither	J. Thomas	Franklin	Jolly	Jean-Charles
Troy	Taylor	Blackstock	Ross*	Hampton*	Jackson	Fehr	Davis-Gaither	J. Thomas	Franklin	Jolly	Jean-Charles
Louisiana (SBC)	Taylor	Scott	Diarrassouba	Cook	Jackson	Fehr	Davis-Gaither	J. Thomas	Franklin	Jolly	Jean-Charles
UAB (Bowling Green)	Taylor	Scott	Diarrassouba	Cook	Jackson	Fehr	Davis-Gaither	J. Thomas	Franklin	Jolly	Jean-Charles

\* Nickel package with third safety (Ross) among five DBs, two traditional linemen and four linebackers, including one edge rusher (Hampton)



GAME 1					FINAL
ETSU	0	0	7	0	— 7
APP STATE	7	7	14	14	— 42

Aug. 31 - Kidd Brewer Stadium - Boone, N.C. - 25,147



### GAME NOTES

Appalachian State increased its home winning streak to 11 games, a total that ranks fourth among the nation's Group of Five programs. The total ranks in the top 10 for all FBS programs, and Clemson is the FBS leader at 26.

The Mountaineers' seven-game winning streak is tied for the nation's third-longest with Ohio State, behind Clemson (16) and Army (10).

App State won its first home game of a season for the sixth straight year, and App State is 13-0 in its last 13 season openers played at home dating back to 1974.

App State scored touchdowns on all six of its trips inside the red zone.

App State had 11 true freshmen make their college debuts: Christian Wells, Dashaun Davis, Raykwon Anderson, Ben Williams, Nicholas Ross, KeSean Brown, Brendan Harrington, Jourdan Heilig, Christian Johnstone, Lyle Hiers and Craig McFarland. Johnstone was the starting long snapper, Harrington and Ross covered the game-opening kickoff and Wells had a fourth-quarter touchdown catch.

App State has held its opponents to less than 20 points in each of its last nine home games. That run includes the last two home games of 2017, all six home games in 2018 and the 2019 opener.

Senior defensive tackle E.J. Scott, junior cornerback Shemar Jean-Charles, junior defensive end Demetrius Taylor, sophomore cornerback Shaun Jolly and sophomore inside linebacker Trey Cobb made their first career starts for App State's defense.

Redshirt freshman offensive lineman Cooper Hodges started as App State's right tackle in his first career game appearance.

TEAM TOTALS	ETSU	APP
<b>FIRST DOWNS</b>		
Total	17	25
Rushing	8	13
Passing	7	11
Penalty	2	1
<b>RUSHING</b>		
Total (Net)	131	277
Attempts	37	41
Avg. Per Rush	3.5	6.8
Rushing TDs	0	3
Yds. Gained	157	283
Yds. Lost	26	6
<b>PASSING</b>		
Total (Net)	161	167
Comp.-Att.-Int.	17-27-0	17-25-0
Avg. / Att.	6.0	6.7
Avg. / Comp.	9.5	9.8
TDs	1	3
<b>TOTAL OFFENSE</b>		
Yards	292	444
Plays	64	66
Avg. / Play	4.6	6.7
Fumbles - Lost	3-1	0-0
Penalties - Yds.	7-60	5-58
<b>PUNTING</b>		
Punts - Yds.	6-263	3-133
Avg. / Punt	43.8	44.3
Inside 20	2	2
50+ Yds.	2	1
Touchbacks	1	0
Fair Catch	1	2
<b>KICKOFFS</b>		
Total - Yds.	2-130	7-433
Avg. Yds. / Kickoff	65.0	61.9
Touchbacks	2	3
<b>RETURNS</b>		
Punt: Total - Yds. - TDs	1-0-0	3-48-0
Punt: Avg. / Return	0.0	16.0
Kickoff: Total - Yds. - TDs	4-80-0	0-0-0
Kickoff: Avg. / Return	20.0	0
INT: Total - Yds. - TDs	0-0-0	0-0-0
Fumble: Total - Yds. - TDs	0-0-0	1-8-0
<b>MISCELLANEOUS</b>		
Misc. Yards	0	0
Poss. Time	33:38	26:22
3rd. Down Conv.	6 of 15	6 of 10
4th. Down Conversions	1 of 2	1 of 1
Red-Zone: Scores - Chances	1-1	6-6
Sacks: Total - Yds.	0-0	2-6
PAT: Total - Made	1-1	6-6
Field Goals: Total - Made	0-0	0-0

## App State Opens Year With Win In Drinkwitz's Debut

BOONE, N.C. — Junior quarterback Zac Thomas accounted for three touchdowns, including two through the air to Malik Williams and Thomas Hennigan, as Appalachian State won 42-7 against visiting East Tennessee State in the FBS head coaching debut for Eliah Drinkwitz.

On the day App State celebrated the 30th anniversary of Hall of Fame coach Jerry Moore's arrival in Boone, Drinkwitz picked up his first victory in his first game since being hired in December 2018.

Starting a season at home in Boone for the first time since 2015, the Mountaineers increased their lead to 21-0 on the opening drive of the third quarter against the FCS-level Buccaneers.

"When you win, it's a lot of fun," said Drinkwitz, who is also App State's offensive coordinator and quarterbacks coach. "There were a couple times I was sitting back there talking, and I forgot that I needed to be watching the defense. It was different. I had a couple of times that I needed to lock in and flip over to defense to make sure I was on top of that. When I was a seventh-grade coach, I coached both offense and defense, so I never had to switch over the headsets, but this was a little bit different."

Darrynton Evans and receiver Jalen Virgil joined Thomas in rushing for one touchdown apiece, and Jacob Huesman threw a fourth-quarter touchdown pass to true freshman Christian Wells.

Hennigan made a career-high seven catches for 79 yards to lead the offense, and Evans rushed 14 times for 99 yards as the Mountaineers totaled 277 yards on the ground. Thomas completed 16 of his 24 passes for 150 yards.

Defensively, the Mountaineers allowed just a third-quarter touchdown and 292 total yards. Desmond Franklin tied Akeem Davis-Gaither for the team lead with seven tackles apiece, Shaun Jolly had six tackles in his first career start at cornerback and defensive tackle E.J. Scott produced two big stops behind the line of scrimmage.

### SCORING SUMMARY

Team	Qtr	Time	Scoring Play	Conv.	Plays	Time	Score
APP	1st	2:58	Thomas, Zac 1 yd run	Staton kick	13-84	4:59	7-0
APP	2nd	6:06	Williams 6 yd pass from Thomas	Staton kick	7-48	2:27	14-0
APP	3rd	11:35	Evans, D. 13 yd run	Staton kick	11-75	3:25	21-0
ETSU	3rd	4:35	Adkins 5 yd pass from Mitchell	Keltner kick	12-86	6:56	21-7
APP	3rd	0:51	Hennigan 31 yd pass from Thomas	Staton kick	8-75	3:44	28-7
APP	4th	9:34	Virgil 15 yd run	Staton kick	10-67	4:40	35-7
APP	4th	5:52	Wells 17 yd pass from Huesman	Staton kick	4-40	2:13	42-7

### STAT LEADERS

ETSU					APP STATE				
Rushing	Att.	Yds	TD		Rushing	Att.	Yds	TD	
Holmes	19	68	0		D. Evans	14	99	1	
Lewis	6	30	0		D. Harrington	6	48	0	
Twitty	2	21	0		Williams Jr.	7	41	0	
Thrasher	3	12	0		Z. Thomas	5	32	1	
Spagnoletti	1	8	0		Peoples	3	23	0	
Mitchell	2	0	0		Clark	3	14	0	
Saylors	3	0	0		Virgil	2	15	1	
McGue	1	-8	0		Montgomery	1	7	0	
<b>Totals</b>	<b>37</b>	<b>131</b>	<b>0</b>		<b>Totals</b>	<b>41</b>	<b>277</b>	<b>3</b>	
Passing	Cmp-Att-Int	Yds	TD		Passing	Cmp-Att-Int	Yds	TD	
Thrasher	4-6-0	29	0		Z. Thomas	16-24-0	150	2	
Mitchell	12-19-0	117	1		Huesman	1-1-0	17	1	
Lewis	1-2-0	15	0		<b>Totals</b>	<b>17-25-0</b>	<b>167</b>	<b>3</b>	
<b>Totals</b>	<b>17-27-0</b>	<b>161</b>	<b>1</b>						
Receiving	No.	Yds	TD		Receiving	No.	Yds	TD	
Hennigan	7	79	1		Hennigan	7	79	1	
Watson	2	22	0		Watson	2	22	0	
D. Evans	2	21	0		D. Evans	2	21	0	
Wells	1	17	1		Wells	1	17	1	
Pearson	2	12	0		Pearson	2	12	0	
Virgil	2	10	0		Virgil	2	10	0	
Mal. Williams	1	6	1		Mal. Williams	1	6	1	
<b>Totals</b>	<b>17</b>	<b>167</b>	<b>3</b>		<b>Totals</b>	<b>17</b>	<b>167</b>	<b>3</b>	

GAME 2	FINAL				
Charlotte	6	7	15	13	— 41
APP STATE	14	14	14	14	— 56

Sept. 7 - Kidd Brewer Stadium - Boone, N.C. - 29,182



**GAME NOTES**

The 56-41 win against Charlotte tied for the fifth-most total points in an App State game, topped only by a 115-0 win against Piedmont in 1936, a 59-56 loss to Chattanooga in 2004 (115 points), a 79-35 win against Western Carolina in 2007 (114 points) and a 55-48 loss to Liberty in 2014 (103 total points). There were also a combined 97 points in a 52-45 loss at ULM in 2017.

The 98 points scored by App State in the first two games are its most since 1936.

Appalachian State extended its winning streak to eight games dating back to last year, tied with Ohio State for second-longest in the nation behind Clemson's 17.

The Mountaineers' 12-game winning streak at Kidd Brewer Stadium is tied for the nation's eighth-longest home winning streak.

App State improved to 94-17 in its last 111 home games dating back to 2003 and 27-5 at home as an FBS program.

Darrynton Evans is now in sole possession of first place in App State history with three kickoff returns for a touchdown in his career. Jimmy Watkins had both of his two TDs in 2000. Evans scored on a 94-yard kickoff return in the Camellia Bowl as a true freshman in 2016 and had a 100-yard kickoff return for a TD against Penn State in the 2018 opener.

Darrynton Evans posted a career-high 298 all-purpose yards with 234 rushing yards and 64 kick return yards. His previous high of 218 all-purpose yards occurred in last year's Sun Belt Championship Game, where he had 111 rushing yards and 107 kick return yards.

App State had held nine straight home opponents to less than 20 points.

TEAM TOTALS	CHARLOTTE	APP
<b>FIRST DOWNS</b>		
Total	24	16
Rushing	7	9
Passing	12	5
Penalty	5	2
<b>RUSHING</b>		
Total (Net)	230	276
Attempts	40	39
Avg. Per Rush	5.8	7.1
Rushing TDs	2	3
Yds. Gained	284	309
Yds. Lost	54	33
<b>PASSING</b>		
Total (Net)	296	182
Comp.-Att.-Int.	20-31-1	14-20-0
Avg. / Att.	9.5	9.1
Avg. / Comp.	14.8	13.0
TDs	4	3
<b>TOTAL OFFENSE</b>		
Yards	526	458
Plays	71	59
Avg. / Play	7.4	7.8
Fumbles - Lost	1-1	0-0
Penalties - Yds.	11-80	13-148
<b>PUNTING</b>		
Punts - Yds.	5-212	5-215
Avg. / Punt	42.4	43.0
Inside 20	1	1
50+ Yds.	2	0
Touchbacks	1	0
Fair Catch	1	2
<b>KICKOFFS</b>		
Total - Yds.	7-265	9-552
Avg. Yds. / Kickoff	37.9	61.3
Touchbacks	3	3
<b>RETURNS</b>		
Punt: Total - Yds. - TDs	2--14-0	2-40-1
Punt: Avg. / Return	-7.0	20.0
Kickoff: Total - Yds. - TDs	5-89-0	3-109-1
Kickoff: Avg. / Return	17.8	36.3
INT: Total - Yds. - TDs	0-0-0	1-0-0
Fumble: Total - Yds. - TDs	0-0-0	0-0-0
<b>MISCELLANEOUS</b>		
Misc. Yards	0	0
Poss. Time	33:54	26:06
3rd. Down Conv.	4 of 12	6 of 13
4th. Down Conversions	1 of 2	1 of 1
Red-Zone: Scores - Chances	3-4	3-4
Sacks: Total - Yds.	3-21	4-26
PAT: Total - Made	3-4	8-8
Field Goals: Total - Made	0-0	0-1

**Evans Provides Repeated Answers In Win Vs. 49ers**

BOONE, N.C. — App State ended the first half even more impressively than the Mountaineers began it, resulting in some helpful separation during a 56-41 victory against Charlotte.

They needed every bit of it, with Darrynton Evans answering each big second-half play from the 49ers.

"Any win is a good win," coach Eliah Drinkwitz said. "I'm really proud of some guys stepping up and making some individual great plays."

In a White Out game that drew 29,182 fans to The Rock, Evans rushed for a career-high 234 yards and totaled four touchdowns, including an 87-yard run on the first play from scrimmage and a 68-yard touchdown run after Charlotte had cut its deficit to 42-34 midway through the fourth quarter. The 49ers scored again on a 27-yard touchdown pass with 3:17 remaining, but Evans fielded the onside kick and sprinted 45 yards untouched for his school-record third touchdown via a kickoff return in his career.

Shaun Jolly's first career interception sealed the victory for App State.

Evans finished with 298 all-purpose yards and became the first player in this millenium with at least 200 rushing yards, three rushing touchdowns and a kick return for a touchdown in the same game.

In addition to Evans' heroics, Zac Thomas had three TD passes, including scoring connections of 10 and 73 yards with Jalen Virgil.

Big plays on defense and special teams turned a one-point lead into a 28-13 advantage at the break. Demetrius Taylor's forced fumble on a sack led to Jordan Fehr's fumble recovery at the Charlotte 10, and Thomas threw a touchdown pass to Virgil on the next play.

After using three timeouts while the App State defense forced a three-and-out punt, Jolly used his right hand to block the kick. D'Marco Jackson scooped up the loose ball at the Charlotte 16 and raced down the left sideline to score his first career touchdown with 39 seconds left.

**SCORING SUMMARY**

Team	Qtr	Time	Scoring Play	Conv.	Plays	Time	Score
APP	1st	14:43	Evans, D. 87 yd run	Staton kick	1-87	0:17	7-0
UNCC	1st	7:50	LeMay, Benny 3 yd run	Kick failed	6-75	3:12	7-6
APP	1st	2:46	Hennigan 5 yd pass from Thomas	Staton kick	11-49	4:53	14-6
UNCC	2nd	13:16	LeMay, Benny 58 yd run	Cruz kick	3-62	0:56	14-13
APP	2nd	1:14	Virgil 10 yd pass from Thomas	Staton kick	1-10	0:05	21-13
APP	2nd	0:39	Jackson, D. 16 yd punt return	Staton kick			28-13
UNCC	3rd	12:10	Dollar 24 yd pass from Reynolds	Cruz kick	6-75	2:50	28-20
APP	3rd	8:05	Evans, D. 3 yd run	Staton kick	11-75	4:05	35-20
APP	3rd	3:00	Virgil 73 yd pass from Thomas	Staton kick	5-99	2:36	42-20
UNCC	3rd	1:00	LeMay 5 yd pass from Reynolds	Reynolds pass	4-75	2:00	42-28
UNCC	4th	8:20	Tucker 23 yd pass from Reynolds	Pass failed	8-85	4:38	42-34
APP	4th	7:14	Evans, D. 68 yd run	Staton kick	3-75	1:06	49-34
UNCC	4th	3:17	Tucker 27 yd pass from Reynolds	Cruz kick	8-80	3:50	49-41
APP	4th	3:10	Evans, D. 45 yd kickoff return	Staton kick			56-41

**STAT LEADERS**

CHARLOTTE				APP STATE			
Rushing	Att.	Yds	TD	Rushing	Att.	Yds	TD
LeMay	14	118	2	D. Evans	19	241	3
Finger	5	75	0	Harrington	5	26	0
Reynolds	15	35	0	Williams Jr.	3	16	0
McAllister	4	9	0	Thomas	10	4	0
Team	1	-2	0	Team	2	-4	0
Dollar	1	-5	0	<b>Totals</b>	<b>39</b>	<b>276</b>	<b>3</b>
<b>Totals</b>	<b>40</b>	<b>230</b>	<b>2</b>				
Passing	Cmp-Att-Int	Yds	TD	Passing	Cmp-Att-Int	Yds	TD
Reynolds	20-31-1	296	4	Z. Thomas	14-20-0	182	3
<b>Totals</b>	<b>20-31-1</b>	<b>296</b>	<b>4</b>	<b>Totals</b>	<b>14-20-0</b>	<b>182</b>	<b>3</b>
Receiving	No.	Yds	TD	Receiving	No.	Yds	TD
Elder	7	119	0	Mal. Williams	6	73	0
Tucker	6	90	2	Virgil	3	86	2
Dollar	4	53	1	Hennigan	3	17	1
LeMay	3	34	1	Watson	1	6	0
<b>Totals</b>	<b>20</b>	<b>296</b>	<b>4</b>	D. Evans	1	0	0



GAME 3						FINAL
APP STATE	13	14	7	0	—	34
North Carolina	7	10	7	7	—	31

Sept. 21 - Kenan Stadium - Chapel Hill, N.C. - 50,500



### GAME NOTES

App State recorded its eighth victory against an ACC program and their first since beating Wake Forest 20-16 in 2000.

App State's nine-game winning streak is the nation's third-longest active streak behind Clemson (19) and Ohio State (10).

With its 44th win since the 2015 season, App State is tied with Boise State for most wins among Group of Five teams during that span.

App State won its 13th straight game with Zac Thomas as its primary quarterback.

App State head coach Eliah Drinkwitz was part of a win against North Carolina for the fourth straight year. NC State went 3-0 overall and 2-0 in Chapel Hill with Drinkwitz as the Wolfpack's offensive coordinator from 2016-18.

Zac Thomas had a 50-yard run, giving him three runs of at least 50 yards in 19 career games and seven runs of at least 20 yards.

Demetrius Taylor's 20-yard fumble return for a touchdown was App State's first fumble "return" for a TD since Austin Exford fell on an end-zone fumble at Charlotte in 2018. The last distance-covering fumble return for a touchdown by a defensive player was Devan Stringer's 77-yard return against Old Dominion in 2015.

Senior outside linebacker Akeem Davis-Gaither recorded his first career interception.

Young cornerbacks Steven Jones, Mike Price and Milan Tucker (true freshman), as well as reserve safeties Ryan Huff, Kaiden Smith and Nicholas Ross (true freshman), played key roles on App State's defense to help maintain a fourth-quarter lead.

TEAM TOTALS	APP	UNC
<b>FIRST DOWNS</b>		
Total	16	29
Rushing	7	10
Passing	8	17
Penalty	1	2
<b>RUSHING</b>		
Total (Net)	161	146
Attempts	35	40
Avg. Per Rush	4.6	3.7
Rushing TDs	3	1
Yds. Gained	183	171
Yds. Lost	22	25
<b>PASSING</b>		
Total (Net)	224	323
Comp.-Att.-Int.	20-29-1	27-42-2
Avg. / Att.	7.7	7.7
Avg. / Comp.	11.2	12.0
TDs	0	3
<b>TOTAL OFFENSE</b>		
Yards	385	469
Plays	64	82
Avg. / Play	6.0	5.7
Fumbles - Lost	0-0	2-1
Penalties - Yds.	6-50	5-40
<b>PUNTING</b>		
Punts - Yds.	5-248	4-171
Avg. / Punt	49.6	42.8
Inside 20	1	1
50+ Yds.	3	1
Touchbacks	2	1
Fair Catch	0	2
<b>KICKOFFS</b>		
Total - Yds.	7-375	6-318
Avg. Yds. / Kickoff	53.6	53.0
Touchbacks	1	2
<b>RETURNS</b>		
Punt: Total - Yds. - TDs	0-0-0	1-5-0
Punt: Avg. / Return	0	5.0
Kickoff: Total - Yds. - TDs	1-19-0	5-129-0
Kickoff: Avg. / Return	19.0	25.8
INT: Total - Yds. - TDs	2-19-0	1-2-0
Fumble: Total - Yds. - TDs	1-20-1	0-0-0
<b>MISCELLANEOUS</b>		
Misc. Yards	0	0
Poss. Time	29:29	30:31
3rd. Down Conv.	7 of 15	7 of 16
4th. Down Conversions	0 of 0	2 of 2
Red-Zone: Scores - Chances	4-4	4-4
Sacks: Total - Yds.	3-21	2-13
PAT: Total - Made	4-4	4-4
Field Goals: Total - Made	2-2	1-2

## Mountaineers Claim Historic Victory in Chapel Hill

CHAPEL HILL, N.C. — What a time for a Black and Gold breakthrough. The kick is blocked — again.

National defensive player of the week Demetrius Taylor forced two turnovers to help Appalachian State build a first-half lead on the road, and Darrynton Evans rushed for three TDs as the Mountaineers won 34-31 against in-state ACC program North Carolina.

The Tar Heels reached App State's 39-yard line with five seconds left, and Akeem Davis-Gaither pushed through a gap in the line to tip a 56-yard attempt at a field goal as time expired.

The second-ever football meeting between the two schools and first since 1940 drew a spirited, sold-out crowd to Kenan Stadium, and the Mountaineers posted their first win against a Power Five conference team since the historic upset of Michigan in 2007.

Taylor led App State's defense by recording 2.5 sacks, forcing two fumbles, turning a post-sack recovery into a 20-yard fumble return for a touchdown and setting up another touchdown with an interception. Jordan Fehr set a career high with 16 tackles, and six reserve defensive backs performed well under pressure throughout the fourth quarter on an extremely hot afternoon in Chapel Hill.

Evans' three rushing touchdowns contributed to his 78 yards on the ground, and Zac Thomas accounted for 281 yards of total offense.

UNC (2-2) scored with one second left in the first half and again in the third quarter to turn a 27-10 deficit into a 27-24 nailbiter, but the Mountaineers responded immediately to the Tar Heels' long TD march with a 75-yard touchdown drive that included Thomas' 31-yard pass to Thomas Hennigan and a 43-yard connection with Malik Williams.

UNC pulled within 34-31 on a short TD run with 3:01 remaining and got one last possession starting from its 20 with 30 seconds left. A 24-yard completion into App State territory set up a long-shot kick try.

### SCORING SUMMARY

Team	Qtr	Time	Scoring Play	Conv.	Plays	Time	Score
UNC	1st	14:43	Newsome 21 yd pass from Howell	Ruggles kick	1-21	0:17	0-7
APP	1st	11:06	Staton 31 yd field goal		8-51	3:37	3-7
APP	1st	4:42	Staton 43 yd field goal		10-54	4:40	6-7
APP	1st	3:39	Taylor 20 yd fumble recovery	Staton kick			13-7
APP	2nd	12:29	Evans 5 yd run	Staton kick	4-26	1:10	20-7
UNC	2nd	6:57	Ruggles 25 yd field goal		15-61	5:27	20-10
APP	2nd	2:56	Evans 2 yd run	Staton kick	10-79	3:56	27-10
UNC	2nd	0:01	Carter 11 yd pass from Howell	Ruggles kick	9-75	2:55	27-17
UNC	3rd	4:18	Tucker 12 yd pass from Howell	Ruggles kick	15-98	5:45	27-24
APP	3rd	2:11	Evans,D. 3 yd run	Staton kick	5-75	2:07	34-24
UNC	4th	3:01	Howell, S 2 yd run	Ruggles kick	8-80	2:31	34-31

### STAT LEADERS

APP STATE					NORTH CAROLINA				
<b>Rushing</b>	<b>Att.</b>	<b>Yds</b>	<b>TD</b>		<b>Rushing</b>	<b>Att.</b>	<b>Yds</b>	<b>TD</b>	
D. Evans	19	78	3		J. Williams	16	94	0	
Thomas	6	57	0		Howell	11	24	1	
Harrington	6	15	0		Carter	8	17	0	
Williams Jr.	4	11	0		A. Williams	3	5	0	
<b>Totals</b>	<b>35</b>	<b>161</b>	<b>3</b>		Groves	1	5	0	
					Ruder	1	1	0	
<b>Passing</b>	<b>Cmp-Att-Int</b>	<b>Yds</b>	<b>TD</b>		<b>Totals</b>	<b>40</b>	<b>146</b>	<b>1</b>	
Thomas	20-29-1	224	0		<b>Passing</b>	<b>Cmp-Att-Int</b>	<b>Yds</b>	<b>TD</b>	
<b>Totals</b>	<b>20-29-1</b>	<b>224</b>	<b>0</b>		Howell	27-41-2	323	3	
					Team	0-1-0	0	0	
<b>Receiving</b>	<b>No.</b>	<b>Yds</b>	<b>TD</b>		<b>Totals</b>	<b>27-42-2</b>	<b>323</b>	<b>3</b>	
Sutton	7	58	0		<b>Receiving</b>	<b>No.</b>	<b>Yds</b>	<b>TD</b>	
Hennigan	6	90	0		Newsome	6	88	1	
Mal. Williams	6	78	0		Corrales	6	84	0	
Virgil	1	-2	0		Brown	4	51	0	
<b>Totals</b>	<b>20</b>	<b>224</b>	<b>0</b>		Groves	4	37	0	
					Tucker	3	34	1	
					J. Williams	2	11	0	
					Carter	1	11	1	
					A. Williams	1	7	0	
					<b>Totals</b>	<b>27</b>	<b>323</b>	<b>3</b>	

GAME 4						FINAL
Coastal Carolina	14	7	9	7	—	37
APP STATE	14	21	7	14	—	56

Sept. 28 - Kidd Brewer Stadium - Boone, N.C. - 25,055



**GAME NOTES**

Appalachian State improved to 28-5 at Kidd Brewer Stadium as an FBS program and is now 35-6 in Sun Belt league games. It is 35-4 in its last 39 games in Sun Belt play and 36-4 in its last 40 games against Sun Belt programs — counting the 2018 league championship game.

App State's 10-game winning streak is the nation's third-longest active streak behind Clemson (20) and Ohio State (11). It's the Mountaineers' first double-digit win streak since the 2009 team followed an 0-2 start with 11 consecutive victories.

Starting with 1:39 remaining in the first quarter, there was a two-hour, three-minute weather delay based on lightning in the area, ranging from 4:14 p.m. to 6:17 p.m. The last weather delay for an App State home game occurred during the 2014 home opener against Campbell.

The Mountaineers improved to 6-0 overall and 3-0 in FBS matchups against Coastal Carolina, with the game having the biggest margin of victory since the Chanticleers joined App State in the Sun Belt. The Mountaineers won 37-29 in 2017 and 23-6 last season.

App State moved ahead 28-21 with 1:59 left before halftime, and a personal foul on the extra point allowed the Mountaineers to kick off from midfield. Matthew McQuinn forced a fumble on a return to the 17-yard line, and a Coastal Carolina player came out of the pile with possession at the 3. After a quick three-and-out, App State went ahead 35-21 with 45 seconds left in the half.

Darrynton Evans finished with four kickoff returns for 132 yards, the second-highest yardage total of his career, topped only by his 154 yards on six returns against Akron as a freshman in 2016.

TEAM TOTALS	CCU	APP
<b>FIRST DOWNS</b>		
Total	21	20
Rushing	7	9
Passing	13	10
Penalty	1	1
<b>RUSHING</b>		
Total (Net)	153	184
Attempts	35	40
Avg. Per Rush	4.4	4.6
Rushing TDs	3	5
Yds. Gained	171	194
Yds. Lost	18	10
<b>PASSING</b>		
Total (Net)	240	246
Comp.-Att.-Int.	20-31-1	19-24-1
Avg. / Att.	7.7	10.3
Avg. / Comp.	12.0	12.9
TDs	2	2
<b>TOTAL OFFENSE</b>		
Yards	393	430
Plays	66	64
Avg. / Play	6.0	6.7
Fumbles - Lost	2-0	0-0
Penalties - Yds.	10-75	7-74
<b>PUNTING</b>		
Punts - Yds.	5-175	3-115
Avg. / Punt	35.0	38.3
Inside 20	0	3
50+ Yds.	0	0
Touchbacks	0	0
Fair Catch	1	2
<b>KICKOFFS</b>		
Total - Yds.	6-346	9-563
Avg. Yds. / Kickoff	57.7	62.6
Touchbacks	1	8
<b>RETURNS</b>		
Punt: Total - Yds. - TDs	0-0-0	2-37-0
Punt: Avg. / Return	0	18.5
Kickoff: Total - Yds. - TDs	1--4-0	5-149-0
Kickoff: Avg. / Return	-4.0	29.8
INT: Total - Yds. - TDs	1-35-0	1-24-1
Fumble: Total - Yds. - TDs	0-0-0	0-0-0
<b>MISCELLANEOUS</b>		
Misc. Yards	0	0
Poss. Time	31:51	28:09
3rd. Down Conv.	5 of 13	7 of 12
4th. Down Conversions	1 of 1	2 of 2
Red-Zone: Scores - Chances	5-5	6-6
Sacks: Total - Yds.	1-6	2-14
PAT: Total - Made	4-4	8-8
Field Goals: Total - Made	1-1	0-0

**App State Puts Up Big Numbers In Sun Belt Opener**

BOONE, N.C. — Sandwiched around nearby lightning strikes, Appalachian State put up plenty of offensive fireworks to win its Sun Belt Conference opener.

Zac Thomas had two touchdown passes while throwing for 246 yards and App State's three primary running backs accounted for a combined five rushing touchdowns in a 56-37 home win against Coastal Carolina on Saturday. The sold-out game at Kidd Brewer Stadium featured a two-hour, three-minute weather delay late in the first quarter.

"I thought our guys handled the adversity well," head coach Eliah Drinkwitz said. "We also had the factor of where we spent a lot of energy against UNC, so to be able to come back and sustain that energy for as long as we did today made me real proud of our guys."

Thomas ended up completing 19 of his 23 pass attempts against the league's top-ranked defense, and walk-on Matthew McQuinn delivered a huge forced fumble on special teams to help the Mountaineers turn a tie game late in the first half into a 42-21 lead in the third quarter.

The Chanticleers (3-2, 0-1) had cut their deficit to 42-30 late in the third quarter before cornerback Shaun Jolly returned his second career interception 24 yards for a touchdown with 11:59 remaining to help clinch the win.

Akeem Davis-Gaither had a sack among his team-leading eight tackles for App State's defense, which had three first-time starters, and Demetrius Taylor followed up a starring performance against UNC with a batted down pass, one stop behind the line of scrimmage, a partially blocked punt and a career-high-tying four tackles.

Daetrich Harrington rushed for one touchdown and a team-high 71 yards on 11 carries, Darrynton Evans scored twice while adding 60 rushing yards and Marcus Williams Jr. had two rushing TDs.

**SCORING SUMMARY**

Team	Qtr	Time	Scoring Play	Conv.	Plays	Time	Score
CCU	1st	10:01	Payton, F. 6 yd run	Biscardi kick	10-75	4:59	0-7
APP	1st	7:36	Evans, D. 8 yd run	Staton kick	8-65	2:20	7-7
APP	1st	6:27	Reed 11 yd pass from Thomas	Staton kick	3-58	0:50	14-7
CCU	1st	0:23	Marable, CJ 42 yd run	Biscardi kick	3-70	1:16	14-14
APP	2nd	9:15	Evans, D. 1 yd run	Staton kick	13-64	6:01	21-14
CCU	2nd	3:52	Likely 14 yd pass from Payton, F.	Biscardi kick	11-75	5:23	21-21
APP	2nd	1:59	Williams, Marc. 1 yd run	Staton kick	4-77	1:44	28-21
APP	2nd	0:45	Sutton 15 yd pass from Thomas	Staton kick	3-29	0:36	35-21
APP	3rd	8:33	Harrington, D. 22 yd run	Staton kick	5-43	1:28	42-21
CCU	3rd	1:56	Biscardi, M. 32 yd field goal		11-60	6:37	42-24
CCU	3rd	0:49	Payton, F. 11 yd run	Pass failed	3-15	0:45	42-30
APP	4th	11:59	Jolly, Shaun 24 yd interception	Staton kick			49-30
APP	4th	3:55	Williams, Marc. 2 yd run	Staton kick	10-39	6:20	56-30
CCU	4th	0:27	Miller 14 yd pass from Payton	Biscardi kick	9-75	3:28	56-37

**STAT LEADERS**

COASTAL CAROLINA				APP STATE			
Rushing	Att.	Yds	TD	Rushing	Att.	Yds	TD
Marable	16	95	1	Harrington	11	71	1
Payton	12	37	2	D. Evans	15	60	2
Hairston	3	14	0	Marc. Williams	8	43	2
White	4	7	0	Thomas	6	10	0
<b>Totals</b>	<b>35</b>	<b>153</b>	<b>3</b>	<b>Totals</b>	<b>40</b>	<b>184</b>	<b>5</b>
Passing	Cmp-Att-Int	Yds	TD	Passing	Cmp-Att-Int	Yds	TD
Payton	20-31-1	240	2	Thomas	19-23-1	246	2
<b>Totals</b>	<b>20-31-1</b>	<b>240</b>	<b>2</b>	Huesman	0-1-0	0	0
<b>Totals</b>	<b>19-24-1</b>	<b>246</b>	<b>0</b>	<b>Totals</b>	<b>19-24-1</b>	<b>246</b>	<b>0</b>
Receiving	No.	Yds	TD	Receiving	No.	Yds	TD
Heiligh	6	85	0	Williams	6	75	0
Miller	3	36	1	Hennigan	5	89	0
Likely	3	35	1	Sutton	5	76	1
Marable	2	28	0	Reed	1	11	1
Williams	2	24	0	D. Evans	1	-2	0
Holmes	2	12	0	Virgil	1	-3	0
Bell	1	16	0	<b>Totals</b>	<b>19</b>	<b>246</b>	<b>2</b>
Collins	1	4	0				
<b>Totals</b>	<b>20</b>	<b>240</b>	<b>2</b>				

2019 RECAPS



GAME 5					FINAL
APP STATE	7	0	3	7	— 17
Louisiana	0	7	0	0	— 7

Oct. 9 - Cajun Field - Lafayette, La. - 21,012



### GAME NOTES

Akeem Davis-Gaither led App State's defense with 11 tackles, including 2.5 stops behind the line of scrimmage, and Noel Cook added eight stops. Defensive end Demetrius Taylor had a sack, a fourth-down stop on a goalline stand and a quarterback hurry to force a three-and-out.

Louisiana moved into field goal range early in the third quarter before George Blackstock blocked the 42-yard attempt, which was returned 11 yards by Josh Thomas.

After Chandler Staton's tiebreaking field goal, the defense allowed a total of 7 yards on nine plays while forcing three straight three-and-outs.

App State extended its winning streak to 11 games, which is the nation's third-longest active streak behind Clemson (20) and Ohio State (12).

The Mountaineers moved their all-time record against the Ragin' Cajuns to 7-0, including a 3-0 mark in Lafayette.

App State improved to 36-6 in Sun Belt Conference play (and 36-4 in its last 40 games in league play). The Mountaineers improved to 17-4 in Sun Belt road games.

Since 2015, App State improved to 16-0 in games in which it had more than a week to prepare. LSU is second in the country with a 10-0 record in those situations since 2015, and the 16-0 record doesn't include App State's four bowl wins.

With a 19-play, 97-yard TD drive that lasted 10 minutes, 11 seconds, it was App State's first 10-minute scoring drive since the Mountaineers moved up to the FBS level in 2014. Previously, the longest scoring drive by time as an FBS program lasted 8:49 — a 15-play, 93-yard TD drive against Idaho in 2015.

TEAM TOTALS	APP	UL
<b>FIRST DOWNS</b>		
Total	21	16
Rushing	12	6
Passing	8	8
Penalty	1	2
<b>RUSHING</b>		
Total (Net)	196	123
Attempts	53	33
Avg. Per Rush	3.7	3.7
Rushing TDs	2	0
Yds. Gained	229	154
Yds. Lost	33	31
<b>PASSING</b>		
Total (Net)	147	131
Comp.-Att.-Int.	11-17-0	13-24-0
Avg. / Att.	8.6	5.5
Avg. / Comp.	13.4	10.1
TDs	0	1
<b>TOTAL OFFENSE</b>		
Yards	343	254
Plays	70	57
Avg. / Play	4.9	4.5
Fumbles - Lost	0-0	0-0
Penalties - Yds.	3-42	4-30
<b>PUNTING</b>		
Punts - Yds.	6-246	6-296
Avg. / Punt	41.0	49.3
Inside 20	1	4
50+ Yds.	1	4
Touchbacks	0	1
Fair Catch	0	1
<b>KICKOFFS</b>		
Total - Yds.	4-244	2-115
Avg. Yds. / Kickoff	61.0	57.5
Touchbacks	0	1
<b>RETURNS</b>		
Punt: Total - Yds. - TDs	1--1-0	3-26-0
Punt: Avg. / Return	-1.0	8.7
Kickoff: Total - Yds. - TDs	1-11-0	4-109-0
Kickoff: Avg. / Return	11.0	27.3
INT: Total - Yds. - TDs	0-0-0	0-0-0
Fumble: Total - Yds. - TDs	0-0-0	0-0-0
<b>MISCELLANEOUS</b>		
Misc. Yards	11	0
Poss. Time	34:38	25:22
3rd. Down Conv.	7 of 16	4 of 13
4th. Down Conversions	1 of 1	0 of 2
Red-Zone: Scores - Chances	2-2	1-2
Sacks: Total - Yds.	3-22	2-23
PAT: Total - Made	2-2	1-1
Field Goals: Total - Made	1-1	0-1

## App State Wins Defensive Slugfest at Louisiana

LAFAYETTE, La. — App State remained undefeated by showing its grit and putting together a timely, clock-consuming touchdown drive to cap a defensive slugfest.

In a nationally televised matchup of two of the nation's highest-scoring teams, the Mountaineers pulled out a 17-7 victory at Louisiana.

App State (5-0, 2-0 Sun Belt) held a three-point lead when it regained possession at its 3-yard line with 12:06 remaining. Two fourth-down conversions prolonged a 19-play, 97-yard touchdown drive that took 10 minutes, 11 seconds off the clock — the program's longest scoring drive since it moved up to the FBS level.

Zac Thomas scored his second touchdown of the night when he made a leaping high-step into the end zone to end a 7-yard bootleg keeper around left end with 1:55 remaining, and the Mountaineers could begin celebrating when a fourth-down pass from the Ragin' Cajuns (4-2, 1-1) fell incomplete in the final minute.

"That drive said a lot about our offense, and we owe it all to our defense," Thomas said. "They played lights-out, and we owed it to them for keeping us in the game. That was our payback to them for a great job that they did."

With Thomas' first 7-yard touchdown run giving App State an early lead and Chandler Staton's 40-yard field goal breaking a third-quarter tie, the Mountaineers held Louisiana more the 37 points below its scoring average.

The lengthy fourth-quarter drive continued thanks to Thomas' 4-yard strike to Thomas Hennigan on a fourth-and-4 pass from the UL 38. The Mountaineers then faced a fourth-and-5 situation from the Louisiana 25 with less than three minutes left, and Corey Sutton drew a penalty for pass interference near the end zone to extend the series.

"We're always going to attack success," App State head coach Eliah Drinkwitz said. "We're never going to fear failure. I knew if I put the ball in our best players' hands, we were going to get it done."

App State totaled 196 rushing yards, or 73 more than Louisiana, which was averaging 314.0 rushing yards per game entering the ESPN2 contest.

### SCORING SUMMARY

Team	Qtr	Time	Scoring Play	Conv.	Plays	Time	Score
APP	1st	5:05	Thomas 7 yd run	Staton kick	7-95	2:58	7-0
UL	2nd	0:08	Ralston 14 yd pass from Lewis	Artigue kick	10-94	3:55	7-7
APP	3rd	5:26	Staton 40 yd field goal		11-63	4:52	10-7
APP	4th	1:55	Thomas 7 yd run	Staton kick	19-97	10:11	17-7

### STAT LEADERS

APP STATE					LOUISIANA				
<b>Rushing</b>	<b>Att.</b>	<b>Yds</b>	<b>TD</b>		<b>Rushing</b>	<b>Att.</b>	<b>Yds</b>	<b>TD</b>	
D. Evans	22	69	0		Mitchell	13	68	0	
Thomas	15	63	2		Calais	9	47	0	
Anderson	3	30	0		Ragas	7	24	0	
Harrington	5	18	0		Lewis	4	-16	0	
Williams Jr.	7	17	0		<b>Totals</b>	<b>33</b>	<b>123</b>	<b>0</b>	
Team	1	-1	0		<b>Passing</b>	<b>Comp-Att-Int</b>	<b>Yds</b>	<b>TD</b>	
<b>Totals</b>	<b>53</b>	<b>196</b>	<b>2</b>		Lewis	13-24-0	131	1	
<b>Passing</b>	<b>Comp-Att-Int</b>	<b>Yds</b>	<b>TD</b>		<b>Totals</b>	<b>13-24-0</b>	<b>131</b>	<b>1</b>	
Thomas	11-17-0	147	0		<b>Receiving</b>	<b>No.</b>	<b>Yds</b>	<b>TD</b>	
<b>Totals</b>	<b>11-17-0</b>	<b>147</b>	<b>0</b>		Jackson	5	68	0	
<b>Receiving</b>	<b>No.</b>	<b>Yds</b>	<b>TD</b>		Mitchell	2	10	0	
Williams	4	45	0		Bradley	1	15	0	
Hennigan	4	30	0		Ralston	1	14	1	
Sutton	2	58	0		Ragas	1	12	0	
Pearson	1	14	0		Bell	1	11	0	
<b>Totals</b>	<b>11</b>	<b>147</b>	<b>0</b>		LeBlanc	1	3	0	
					Gossett	1	-2	0	
					<b>Totals</b>	<b>13</b>	<b>131</b>	<b>1</b>	

GAME 6						FINAL
ULM	7	0	0	0	—	7
#24 APP STATE	21	10	7	14	—	52

Oct. 19 - Kidd Brewer Stadium - Boone, N.C. - 27,717



**GAME NOTES**

App State became the first Sun Belt team to win a game as a ranked team. Troy started 8-1 to reach No. 25 in 2016 but lost 35-3 against Arkansas State the following week, and App State's 5-1 start to earn a ranking of No. 25 in 2018 was followed by a 34-14 loss in which Zac Thomas suffered a game-ending injury on the first series at Georgia Southern.

App State won its 16th straight game with Zac Thomas as the team's primary quarterback.

App State's 12-game winning streak tied for the second-longest winning streak in program history, matching App State's 12-0 start to the 1995 season. The Mountaineers won 17 straight games to end the 2006 season and begin the 2007 season.

App State became 5-for-5 in becoming bowl-eligible as a postseason-eligible FBS program.

The 45-point margin of victory tied for App State's second-highest margin in a Sun Belt win, matching a 52-7 win against South Alabama in 2018 and a 59-14 win at ULM in 2015. The top margin is 49 points from a 63-14 win against Louisiana in the 2017 home finale.

App State picked up its 250th win in Kidd Brewer Stadium, improving its home record to 250-75-5 since the stadium opened in 1962.

From the first quarter of the last ULM game in 2017 to the second quarter of Saturday's game against ULM, App State running backs had a streak of no fumbles that covered 777 carries for 4,694 yards. That streak involved four-plus games to end 2017, all 13 games in 2018 and five-plus games in 2019, or 22 straight full games without a running back fumble.

TEAM TOTALS	ULM	APP
<b>FIRST DOWNS</b>		
Total	9	27
Rushing	4	14
Passing	4	12
Penalty	1	1
<b>RUSHING</b>		
Total (Net)	111	302
Attempts	29	52
Avg. Per Rush	3.8	5.8
Rushing TDs	1	3
Yds. Gained	118	309
Yds. Lost	7	7
<b>PASSING</b>		
Total (Net)	102	270
Comp.-Att.-Int.	11-27-2	19-32-1
Avg. / Att.	3.8	8.4
Avg. / Comp.	9.3	14.2
TDs	0	4
<b>TOTAL OFFENSE</b>		
Yards	213	572
Plays	56	84
Avg. / Play	3.8	6.8
Fumbles - Lost	1-1	3-1
Penalties - Yds.	9-66	5-34
<b>PUNTING</b>		
Punts - Yds.	10-438	4-193
Avg. / Punt	43.8	48.2
Inside 20	1	2
50+ Yds.	1	1
Touchbacks	1	2
Fair Catch	5	0
<b>KICKOFFS</b>		
Total - Yds.	2-130	9-517
Avg. Yds. / Kickoff	65.0	57.4
Touchbacks	2	2
<b>RETURNS</b>		
Punt: Total - Yds. - TDs	0-0-0	2-14-0
Punt: Avg. / Return	0	7.0
Kickoff: Total - Yds. - TDs	5-69-0	0-0-0
Kickoff: Avg. / Return	13.8	0
INT: Total - Yds. - TDs	1-0-0	2-0-0
Fumble: Total - Yds. - TDs	0-0-0	1-37-0
<b>MISCELLANEOUS</b>		
Misc. Yards	0	0
Poss. Time	24:48	35:12
3rd. Down Conv.	2 of 13	13 of 18
4th. Down Conversions	0 of 0	0 of 0
Red-Zone: Scores - Chances	1-1	6-6
Sacks: Total - Yds.	0-0	1-4
PAT: Total - Made	1-1	7-7
Field Goals: Total - Made	0-0	1-1

**No. 24 App State Reaches 3-0 in Sun Belt with Win**

BOONE, N.C. — In a matchup of division leaders, No. 24 App State rolled to its first win as a ranked FBS team.

The league-leading Mountaineers became the lone Sun Belt team without a conference loss following their 52-7 home victory against ULM on a homecoming Saturday.

After the Warhawks posted a touchdown on the game's opening possession, App State (6-0, 3-0) scored the next 52 points, including 31 straight to take a 24-point lead into the break of their 250th win in Kidd Brewer Stadium.

The run of points began with Darrynton Evans rushing for a 59-yard touchdown on his team's third play from scrimmage.

"We were well aware that no Sun Belt football team has ever been ranked for two straight weeks in the history of the conference," App State head coach Elish Drinkwitz said, "so we were motivated to write our own history and to always compete to do it better than it's been done before."

With a strong effort from the offensive line, the Mountaineers put up 572 total yards, including 302 on the ground.

Defensively, they limited standout quarterback Caleb Evans to 75 passing yards and held high-scoring ULM (3-4 2-1) to 213 total yards, including only 121 yards after its game-opening touchdown drive. After throwing for 61 yards on the opening drive, Evans completed five of his final 13 attempts for 14 yards before he was replaced in the third quarter by Colby Suits, who went 2-for-8 for 27 yards.

Josh Thomas had a big fumble return to set up a score, Shaun Jolly intercepted a pass for the third time this season and Jordan Fehr added his first interception of the season.

**SCORING SUMMARY**

Team	Qtr	Time	Scoring Play	Conv.	Plays	Time	Score
ULM	1st	11:09	White, Kayin 1 yd run	Porter kick	12-82	3:51	0-7
APP	1st	10:28	Evans, D. 59 yd run	Staton kick	3-75	0:41	7-7
APP	1st	4:46	Hennigan 6 yd pass from Thomas	Staton kick	12-76	3:57	14-7
APP	1st	1:19	Thomas, Zac 1 yd run	Staton kick	5-24	1:51	21-7
APP	2nd	11:14	Staton 27 yd field goal		10-75	3:46	24-7
APP	2nd	1:19	Reed 1 yd pass from Thomas	Staton kick	8-64	2:21	31-7
APP	3rd	9:06	Evans 15 yd pass from Thomas	Staton kick	12-75	5:54	38-7
APP	4th	12:21	Williams, Marc. 1 yd run	Staton kick	8-31	3:49	45-7
APP	4th	6:56	Virgil 56 yd pass from Huesman	Staton kick	2-58	0:45	52-7

**STAT LEADERS**

ULM				APP STATE			
Rushing	Att.	Yds	TD	Rushing	Att.	Yds	TD
Johnson	13	77	0	Evans	17	136	1
Evans	5	22	0	Williams Jr.	16	79	1
Vaughn	2	4	0	Thomas	6	58	1
Holmes	5	4	0	Clark	5	13	0
Suits	3	3	0	Montgomery	3	9	0
White	1	1	1	Anderson	3	6	0
<b>Totals</b>	<b>29</b>	<b>111</b>	<b>1</b>	Huesman	1	1	0
				Mal. Williams	1	0	0
<b>Totals</b>	<b>52</b>	<b>302</b>	<b>3</b>				
Passing	Cmp-Att-Int	Yds	TD	Passing	Cmp-Att-Int	Yds	TD
Evans	9-19-1	75	0	Thomas	18-30-1	214	3
Suits	2-8-1	27	0	Huesman	1-2-0	56	1
<b>Totals</b>	<b>11-27-2</b>	<b>102</b>	<b>0</b>	<b>Totals</b>	<b>19-32-1</b>	<b>270</b>	<b>4</b>
Receiving	No.	Yds	TD	Receiving	No.	Yds	TD
Jackson	2	33	0	Sutton	5	75	0
McCray	2	29	0	D. Evans	3	41	1
Pederson	2	6	0	Mal. Williams	3	35	0
Jackson	2	2	0	Pearson	2	30	0
White	1	15	0	Hennigan	2	11	1
Lamm	1	11	0	Virgil	1	56	1
Carter	1	6	0	Watson	1	14	0
<b>Totals</b>	<b>11</b>	<b>102</b>	<b>0</b>	Williams Jr.	1	7	0
				Reed	1	1	1
				<b>Totals</b>	<b>19</b>	<b>270</b>	<b>4</b>



GAME 7					FINAL
#21 APP STATE	7	6	10	7	— 30
South Alabama	0	0	0	3	— 3

Oct. 26 - Ladd-Peebles Stadium - Mobile, Ala. - 17,969



### GAME NOTES

The Mountaineers improved to 4-0 in league play for the fourth time in the last five seasons.

App State improved its record to 38-6 in league play since joining the Sun Belt Conference in 2014. It is 38-4 in its last 42 league games (after an 0-2 start) and 39-4 in its last 43 games against Sun Belt teams — counting the 2018 Sun Belt Championship Game against Louisiana.

Since joining the league, App State is now 18-4 in Sun Belt road games. In that time, the Mountaineers are 22-11 overall on the road. The only teams with more road wins since 2014 entering the weekend were Oklahoma (24), Clemson (24), Ohio State (23) and Boise State (23).

The 7-0 start is the Mountaineers' best since winning eight straight to begin the 2010 season, when they were still competing at the FCS level.

The Mountaineers' defense allowed three points and 139 yards to the Jaguars. It's the fewest points allowed since a 34-0 win over Toledo in the 2017 Dollar General Bowl (also at Ladd-Peebles Stadium) and the fewest yards allowed since a 54-7 win over Savannah State (114) in 2017. It was the fewest points allowed to a Sun Belt opponent since a 24-0 win vs. Louisiana in 2016 and fewest yards allowed in a league game since 2014 vs. Georgia State (62).

App State has given up its fewest points in a three-game stretch (17) since allowing 16 in 2015 wins vs. Old Dominion (49-0), Wyoming (31-13) and Georgia State (37-3). It's the best three-game Sun Belt stretch for the Mountaineer defense, which last gave up fewer than 17 points in three straight league games in 1998 as a member of the Southern Conference.

TEAM TOTALS	APP	USA
<b>FIRST DOWNS</b>		
Total	21	10
Rushing	13	7
Passing	7	1
Penalty	1	2
<b>RUSHING</b>		
Total (Net)	313	87
Attempts	45	38
Avg. Per Rush	7.0	2.3
Rushing TDs	2	0
Yds. Gained	337	125
Yds. Lost	24	38
<b>PASSING</b>		
Total (Net)	132	52
Comp.-Att.-Int.	16-28-0	6-19-0
Avg. / Att.	4.7	2.7
Avg. / Comp.	8.3	8.7
TDs	1	0
<b>TOTAL OFFENSE</b>		
Yards	445	139
Plays	73	57
Avg. / Play	6.1	2.4
Fumbles - Lost	1-0	2-1
Penalties - Yds.	10-85	4-30
<b>PUNTING</b>		
Punts - Yds.	6-230	10-382
Avg. / Punt	38.3	38.2
Inside 20	1	0
50+ Yds.	0	1
Touchbacks	2	0
Fair Catch	1	6
<b>KICKOFFS</b>		
Total - Yds.	7-437	2-120
Avg. Yds. / Kickoff	62.4	60.0
Touchbacks	4	0
<b>RETURNS</b>		
Punt: Total - Yds. - TDs	2-39-0	1-4-0
Punt: Avg. / Return	19.5	4.0
Kickoff: Total - Yds. - TDs	2-53-0	3-59-0
Kickoff: Avg. / Return	26.5	19.7
INT: Total - Yds. - TDs	0-0-0	0-0-0
Fumble: Total - Yds. - TDs	0-0-0	0-0-0
<b>MISCELLANEOUS</b>		
Misc. Yards	0	0
Poss. Time	34:36	25:24
3rd. Down Conv.	6 of 17	1 of 15
4th. Down Conversions	1 of 1	1 of 1
Red-Zone: Scores - Chances	5-6	1-2
Sacks: Total - Yds.	3-15	2-7
PAT: Total - Made	3-3	0-0
Field Goals: Total - Made	3-4	1-2

## Dominant Effort on 'D' Leads App State Past Jags

MOBILE, Ala. — Ranked and still unbeaten, No. 21 App State didn't let a pregame storm rain on its nationally televised parade.

After warming up in a downpour at Ladd-Peebles Stadium, the Mountaineers shut down South Alabama's offense in a 30-3 victory that kept them alone atop the Sun Belt Conference standings.

Elijah Diarrassouba recovered a fumble, Demetrius Taylor blocked a field goal and the Mountaineers (7-0, 4-0) recorded three sacks as they limited the Jaguars to 139 yards of total offense — the second-smallest total against App State in a Sun Belt game.

"I thought our defense played unbelievable today and held them in check all game," App State coach Eliah Drinkwitz said. "It really allowed us offensively to kind of find ourselves. We struggled converting third downs and really didn't play solid enough offensively, but we played well enough to win and we'll be on to the next one."

With 13 straight wins, the Mountaineers have the nation's third-longest active streak, and it's the second-longest streak in program history.

Late in the third quarter Saturday, while holding a 23-0 lead on ESPNU, App State's defense had allowed just 43 yards on 32 plays from South Alabama (1-7, 0-4).

The Mountaineers officially recorded 10 three-and-outs on defense, but 10 times in the first 11 chances and 12 times overall App State needed three plays or less to force a punting situation or turnover once South Alabama's offense took the field. A roughing-the-punter penalty officially wiped out one three-and-out stand, but the Jaguars had to punt again three plays later.

Offensively, App State's Marcus Williams Jr. scored once while rushing for 94 yards on 11 carries, and true freshman Raykwon Anderson came in late to add 99 yards on four carries thanks to a 67-yard touchdown. Zac Thomas' 132 passing yards included a 19-yard touchdown to Thomas Hennigan, who had six catches, and Malik Williams had three early third-down conversions.

### SCORING SUMMARY

Team	Qtr	Time	Scoring Play	Conv.	Plays	Time	Score
APP	1st	7:06	Hennigan 19 yd pass from Thomas	Staton kick	5-44	2:30	7-0
APP	2nd	12:15	Staton, C. 19 yd field goal		8-12	3:35	10-0
APP	2nd	1:09	Staton, C. 34 yd field goal		11-40	4:09	13-0
APP	3rd	8:03	Williams, Marc. 3 yd run	Staton kick	4-62	1:26	20-0
APP	3rd	3:45	Staton, C. 46 yd field goal		6-41	2:21	23-0
USA	4th	5:43	Onate, Frankie 37 yd field goal		12-53	3:38	23-3
APP	4th	4:48	Anderson, R. 67 yd run	Staton kick	2-69	0:55	30-3

### STAT LEADERS

#### APP STATE

Rushing	Att.	Yds	TD
Anderson	4	99	1
Williams Jr.	11	94	1
D. Evans	19	46	0
Thomas	6	42	0
Virgil	3	32	0
Clark	1	6	0
Gibbs	1	-6	0
<b>Totals</b>	<b>45</b>	<b>313</b>	<b>2</b>

Passing	Cmp-Att-Int	Yds	TD
Thomas	16-28-0	132	1
<b>Totals</b>	<b>16-28-0</b>	<b>132</b>	<b>1</b>

Receiving	No.	Yds	TD
Hennigan	6	58	1
Williams	3	37	0
Sutton	3	11	0
Reed	2	13	0
Watson	1	10	0
D. Evans	1	3	0
<b>Totals</b>	<b>16</b>	<b>132</b>	<b>1</b>

#### SOUTH ALABAMA

Rushing	Att.	Yds	TD
Minter	23	94	0
Wilson	3	5	0
Miller	1	2	0
Davis	1	0	0
Trotter	6	-1	0
Baker	2	-6	0
Johnson	2	-7	0
<b>Totals</b>	<b>38</b>	<b>87</b>	<b>0</b>

Passing	Cmp-Att-Int	Yds	TD
Johnson	3-11-0	9	0
Trotter	3-8-0	43	0
<b>Totals</b>	<b>6-19-0</b>	<b>52</b>	<b>0</b>

Receiving	No.	Yds	TD
Sutherland	1	30	0
Miller	1	7	0
Baker	1	6	0
Davis	1	5	0
Minter	1	2	0
Tolbert	1	2	0
<b>Totals</b>	<b>6</b>	<b>52</b>	<b>0</b>

GAME 8					FINAL
Ga. Southern	7	3	14	0	— 24
#20 APP STATE	0	7	0	14	— 21

Oct. 31 - Kidd Brewer Stadium - Boone, N.C. - 18,796



**GAME NOTES**

The loss snaps App State's 13-game win streak that was the third-longest active streak in the country behind Clemson (23) and Ohio State (14). It was the Mountaineers' first loss since Oct. 25 at Georgia Southern last year. The team went 370 days between losses.

This was App State's first home loss since Sept. 23, 2017, a 20-19 defeat to Wake Forest. It snapped a 14-game home winning streak that entered the week tied for seventh-best in the FBS.

Despite playing in conditions with wind gusts exceeding 40 mph, Zac Thomas threw for a season-high 271 yards. It's the third-highest total of his career, behind 295 yards at Charlotte and 282 yards against Georgia State last season.

Zac Thomas had a game with three TD passes and no interceptions for the second time this season (also Charlotte) and the fourth time in his career.

Malik Williams set career highs in catches (eight) and receiving yards (89) while catching a second-quarter touchdown. His previous highs were six catches (three times) and 78 yards (at North Carolina earlier this season).

Corey Sutton had two receiving TDs in a game for the first time this season after doing it three times last season. With 13 career touchdown catches, he's now tied for ninth place in school history.

Senior OLB Akeem Davis-Gaither set a career high with 16 tackles, including 1.5 TFLs. His previous career high was 15 in a regular season win over Louisiana last year.

Senior captain and strong safety Josh Thomas played his 50th career game.

TEAM TOTALS	GS	APP
<b>FIRST DOWNS</b>		
Total	15	23
Rushing	13	8
Passing	1	14
Penalty	1	1
<b>RUSHING</b>		
Total (Net)	335	152
Attempts	56	30
Avg. Per Rush	6.0	5.1
Rushing TDs	3	0
Yds. Gained	343	167
Yds. Lost	8	15
<b>PASSING</b>		
Total (Net)	16	271
Comp.-Att.-Int.	1-4-0	25-51-0
Avg. / Att.	4.0	5.3
Avg. / Comp.	16.0	10.8
TDs	0	3
<b>TOTAL OFFENSE</b>		
Yards	351	423
Plays	60	81
Avg. / Play	5.8	5.2
Fumbles - Lost	0-0	1-0
Penalties - Yds.	2-20	4-43
<b>PUNTING</b>		
Punts - Yds.	6-232	7-270
Avg. / Punt	38.7	38.6
Inside 20	4	1
50+ Yds.	0	0
Touchbacks	0	0
Fair Catch	1	3
<b>KICKOFFS</b>		
Total - Yds.	5-285	3-163
Avg. Yds. / Kickoff	57.0	54.3
Touchbacks	4	1
<b>RETURNS</b>		
Punt: Total - Yds. - TDs	1-15-0	3-(-4)-0
Punt: Avg. / Return	15.0	-1.3
Kickoff: Total - Yds. - TDs	0-0-0	0-0-0
Kickoff: Avg. / Return	0	0
INT: Total - Yds. - TDs	0-0-0	0-0-0
Fumble: Total - Yds. - TDs	0-0-0	0-0-0
<b>MISCELLANEOUS</b>		
Misc. Yards	0	0
Poss. Time	33:29	26:31
3rd. Down Conv.	5 of 14	6 of 17
4th. Down Conversions	0 of 1	1 of 2
Red-Zone: Scores - Chances	1-1	3-4
Sacks: Total - Yds.	1-2	0-0
PAT: Total - Made	3-3	3-3
Field Goals: Total - Made	1-2	0-1

**Fourth-Quarter Comeback Falls Short for App State**

BOONE, N.C. — A windy and spooky Halloween night included plenty of rain, flurries of snow and a rare home setback for App State.

The first-place and 20th-ranked Mountaineers became the last Sun Belt team to suffer a league loss in 2019, as Georgia Southern used two long touchdown runs early in the second half to gain separation before holding on for a 24-21 victory.

App State receiver Corey Sutton's touchdown catches with 8:22 and 4:47 remaining cut the deficit from 17 points to three, and the Mountaineers had possession twice in the final four minutes. A fourth-and-4 pass from midfield fell incomplete to end one series with 2:16 left, and App State got the ball back at its 16 with 1:10 remaining but no timeouts at their disposal.

The game ended with a completion and multi-lateral effort near midfield.

"We'll move forward," App State coach Eliah Drinkwitz said. "It's all about being 1-0 and all about those things we preach when we win. We have to keep preaching them when things don't go in our favor, and we have to keep believing in them. That's what our team will do."

Thursday's result ended a 14-game home winning streak for App State, which had won its last 16 home games against Sun Belt competition since a midweek loss to Arkansas State in 2015.

Akeem Davis-Gaither led App State with 16 tackles, and Zac Thomas completed 25 of his 51 pass attempts for 271 yards and three touchdowns with wind gusts topping 40 mph at The Rock. Malik Williams (eight catches), Sutton (six catches) and Thomas Hennigan (six catches) all had between 67 and 89 receiving yards.

Zac Thomas needed less than two minutes late in the second quarter to direct a 10-play, 92-yard TD drive, which ended on Williams' 15-yard touchdown pass with just six seconds left in the half, but Georgia Southern quickly turned a 10-7 lead into a 24-7 advantage thanks to Wesley Kennedy III's 68-yard TD run and Shai Werts' 55-yard touchdown run in the first five minutes of the third quarter.

**SCORING SUMMARY**

Team	Qtr	Time	Scoring Play	Conv.	Plays	Time	Score
GS	1st	4:03	Kennedy III 2 yd run	Bass kick	7-50	3:33	0-7
GS	2nd	11:45	Bass 49 yd field goal		8-40	3:30	0-10
APP	2nd	0:06	Williams 15 yd pass from Thomas	Staton kick	10-92	1:42	7-10
GS	3rd	13:22	Kennedy III 68 yd run	Bass kick	3-75	1:38	7-17
GS	3rd	10:35	Werts 55 yd run	Bass kick	2-58	1:19	7-24
APP	4th	8:22	Sutton 10 yd pass from Thomas	Staton kick	8-67	2:16	14-24
APP	4th	4:47	Sutton 9 yd pass from Thomas	Staton kick	8-65	1:18	21-24

**STAT LEADERS**

GEORGIA SOUTHERN					APP STATE				
Rushing	Att.	Yds	TD		Rushing	Att.	Yds	TD	
Kennedy	13	145	2		D. Evans	17	76	0	
Werts	13	83	1		Thomas	5	37	0	
King	21	69	0		Williams Jr.	5	30	0	
LaRoche	7	38	0		Anderson	1	6	0	
Murray	1	2	0		Williams	1	3	0	
<b>Totals</b>	<b>56</b>	<b>335</b>	<b>3</b>		Virgil	1	0	0	
					<b>Totals</b>	<b>30</b>	<b>152</b>	<b>0</b>	
Passing	Cmp-Att-Int	Yds	TD		Passing	Cmp-Att-Int	Yds	TD	
Werts	1-4-0	16	0		Thomas	25-51-0	271	3	
<b>Totals</b>	<b>1-4-0</b>	<b>16</b>	<b>0</b>		<b>Totals</b>	<b>25-51-0</b>	<b>271</b>	<b>3</b>	
Receiving	No.	Yds	TD		Receiving	No.	Yds	TD	
Michaud	1	16	0		Williams	8	90	1	
<b>Totals</b>	<b>1</b>	<b>16</b>	<b>0</b>		Hennigan	6	75	0	
					Sutton	6	67	2	
					Virgil	2	21	0	
					D. Evans	2	7	0	
					Reed	1	9	0	
					Hodges	0	2	0	
					<b>Totals</b>	<b>25</b>	<b>271</b>	<b>3</b>	



GAME 9					FINAL
APP STATE	3	10	7	0	— 20
South Carolina	6	0	3	6	— 15

Nov. 9 - Williams-Brice Stadium - Columbia, S.C. - 80,849



### GAME NOTES

App State is the first Sun Belt team to win eight of its first nine games of the season since Troy in 2016.

App State claimed its first win over a team in the SEC at the time of the game. (The Mountaineers beat the Gamecocks 39-34 in 1975 when South Carolina was an independent)

App State is the first Sun Belt team with two P5 wins in a season.

The Mountaineers are the first team to win nonconference road games at ACC and SEC schools in the same season since Houston in 1999.

App State is the first G5 team with two P5 road wins in a season since 2013, when ECU won at UNC and NC State and Northern Illinois took down Iowa and Purdue on the road.

Since the Sun Belt was established in 2001, App State is the seventh G5 team with two P5 road wins in the same season. In addition to ECU and Northern Illinois in 2013, the other four are 2009 Houston (Oklahoma State, Mississippi State), 2009 TCU (Virginia, Clemson), 2001 Bowling Green (Missouri, Northwestern) and 2001 BYU (Cal, Mississippi State)

The Mountaineers are the first team to win road games at North Carolina and South Carolina in the same season since Clemson in 1991.

App State gave South Carolina its first home nonconference loss since 2017 (Clemson) and first to a team not named Clemson since 2015 vs. The Citadel.

Since 2015, counting bowl games but not season openers, App State improved to 22-0 in games in which it had more than a week to prepare.

App State improved to 11-1 in games on ESPN2.

TEAM TOTALS	APP	SC
<b>FIRST DOWNS</b>		
Total	11	22
Rushing	7	3
Passing	4	15
Penalty	0	4
<b>RUSHING</b>		
Total (Net)	97	21
Attempts	41	27
Avg. Per Rush	2.4	0.8
Rushing TDs	1	0
Yds. Gained	134	54
Yds. Lost	37	33
<b>PASSING</b>		
Total (Net)	105	325
Comp.-Att.-Int.	9-16-1	32-58-1
Avg. / Att.	6.6	5.6
Avg. / Comp.	11.7	10.2
TDs	0	1
<b>TOTAL OFFENSE</b>		
Yards	202	346
Plays	57	85
Avg. / Play	3.5	4.1
Fumbles - Lost	0-0	2-0
Penalties - Yds.	8-46	8-50
<b>PUNTING</b>		
Punts - Yds.	7-316	5-262
Avg. / Punt	45.1	52.4
Inside 20	3	2
50+ Yds.	2	3
Touchbacks	0	1
Fair Catch	4	1
<b>KICKOFFS</b>		
Total - Yds.	5-248	5-291
Avg. Yds. / Kickoff	49.6	58.2
Touchbacks	0	1
<b>RETURNS</b>		
Punt: Total - Yds. - TDs	1-4-0	1--1-0
Punt: Avg. / Return	4.0	-1.0
Kickoff: Total - Yds. - TDs	3-117-0	4-52-0
Kickoff: Avg. / Return	39.0	13.0
INT: Total - Yds. - TDs	1-20-1	1-1-0
Fumble: Total - Yds. - TDs	0-0-0	0-0-0
<b>MISCELLANEOUS</b>		
Misc. Yards	0	0
Poss. Time	29:50	30:10
3rd. Down Conv.	2 of 13	4 of 18
4th. Down Conversions	1 of 1	4 of 5
Red-Zone: Scores - Chances	2-2	1-2
Sacks: Total - Yds.	3-24	2-17
PAT: Total - Made	2-2	0-0
Field Goals: Total - Made	2-2	3-3

## App State Posts Another P5 Win At South Carolina

COLUMBIA, S.C. — Forty-four years after he helped App State beat South Carolina for the first time, Tommy Sofield stood in Williams-Brice Stadium and called for the Mountaineers to force a Gamecock turnover.

Moments later, true freshman Nicholas Ross returned a second-quarter interception for a tiebreaking touchdown.

Make that two dramatic wins against the SEC program. And a locker room celebration that included Sofield holding a commemorative ball.

Becoming just the seventh Group of Five team since the Sun Belt was formed in 2001 to post two Power Five road wins in the same season, App State escaped Columbia with a 20-15 victory in front of 80,849 fans and an ESPN2 audience.

"I'm just proud of the focus and effort our guys played with," head coach Eliah Drinkwitz said "I'm proud of the way they battled all game."

After cutting into a 20-9 deficit on a touchdown with 2:58 left, South Carolina regained possession and faced a fourth-and-15 from the App State 35 with 19 seconds left. Ryan Hilinski completed a pass for 26 yards to the 9 before spiking the ball with nine seconds remaining.

Nick Hampton forced a holding penalty on a pass rush as George Blackstock batted down the throw, leading to a snap from the 19 with six seconds left. The Gamecocks committed holding against Akeem Davis-Gaither on a pass that didn't connect at the back of the end zone, leading to a frenzied celebration from the Mountaineers.

App State's 34-31 win at North Carolina earlier in 2019 was its first victory against a Power Five team since the historic 2007 upset of Michigan, and now the Mountaineers have back-to-back wins against P5 teams.

Jordan Fehr (12 tackles), Hampton and Davis-Gaither had important sacks to lead a defense that posted 11 pass breakups and limited South Carolina to 21 rushing yards on 27 attempts.

Darrynton Evans' 85 rushing yards were part of his 158 all-purpose yards, and Jalen Virgil's 57-yard kickoff return set up App State's offensive TD.

### SCORING SUMMARY

Team	Qtr	Time	Scoring Play	Conv.	Plays	Time	Score
SC	1st	1:22	White 25 yd field goal		8-60	3:48	0-3
APP	1st	5:10	Staton, C. 40 yd field goal		10-32	3:41	3-3
SC	1st	1:22	White 25 yd field goal		8-60	3:48	3-6
APP	2nd	8:29	Staton, C. 47 yd field goal		10-38	4:12	6-6
APP	2nd	1:51	Ross 20 interception return	Staton kick			13-6
SC	3rd	11:08	White 50 yd field goal		4-3	1:22	13-9
APP	3rd	7:10	Thomas 1 yd run	Staton kick	7-39	3:58	20-9
SC	4th	2:58	Edwards 23 yd pass from Hilinski	Pass failed	12-78	2:03	20-15

### STAT LEADERS

APP STATE					SOUTH CAROLINA				
Rushing	Att.	Yds	TD		Rushing	Att.	Yds	TD	
D. Evans	23	85	0		Joyner	3	14	0	
Williams Jr.	7	19	0		Dowdle	14	9	0	
Virgil	1	0	0		Fenwick	4	9	0	
Anderson	1	0	0		Harris	1	2	0	
Thomas	9	-7	1		Hilinski	5	-13	0	
<b>Totals</b>	<b>41</b>	<b>97</b>	<b>1</b>		<b>Totals</b>	<b>27</b>	<b>21</b>	<b>0</b>	
Passing	Cmp-Att-Int	Yds	TD		Passing	Cmp-Att-Int	Yds	TD	
Thomas	9-15-1	105	0		Hilinski	32-57-1	325	1	
Williams	0-1-0	0	0		Team	0-1-0	0	0	
<b>Totals</b>	<b>9-16-1</b>	<b>105</b>	<b>0</b>		<b>Totals</b>	<b>32-58-1</b>	<b>325</b>	<b>1</b>	
Receiving	No.	Yds	TD		Receiving	No.	Yds	TD	
Sutton	3	38	0		Edwards	9	90	1	
D. Evans	2	32	0		Dowdle	5	67	0	
Reed	1	22	0		Markway	5	43	0	
Pearson	1	9	0		Legette	5	42	0	
Williams	1	6	0		Adkins	2	33	0	
Anderson	1	-2	0		Joyner	2	17	0	
<b>Totals</b>	<b>9</b>	<b>105</b>	<b>0</b>		Dawkins	2	11	0	
					Terrell	1	11	0	
					Urich	1	11	0	
					<b>Totals</b>	<b>32</b>	<b>325</b>	<b>1</b>	

GAME 10					FINAL
#25 APP STATE	14	21	7	14	— 56
Georgia State	21	0	0	6	— 27

Nov. 16 - Georgia State Stadium - Atlanta, Ga. - 17,908



**GAME NOTES**

App State became the first Sun Belt team to ever start a season 9-1 since the league was established as an FBS member in 2001.

App State became one of six teams with nine or more wins in each of the last five seasons. The others are Alabama, Boise State, Clemson, Ohio State and Oklahoma.

Since the 2015 season began, App State is No. 5 nationally in win percentage (80.6) and tied for No. 6 in total wins with a 50-12 record. The win total trails only Clemson (66-4), Alabama (64-5), Ohio State (58-6), Oklahoma (55-9) and Georgia (51-14). Wisconsin is 50-14 during the same span.

App State improved to 39-7 in league play since joining the Sun Belt in 2014. It is 39-5 in its last 44 league games (after an 0-2 start) and 40-5 in its last 45 games against Sun Belt teams — counting the inaugural Sun Belt Championship Game against Louisiana in 2018.

Since moving up to the FBS level in 2014, App State improved to 24-11 on the road, putting the program in a tie for third place nationally (with Ohio State and Boise State) for the most road wins in that span. Clemson and Oklahoma have 25. App State improved to 19-4 in Sun Belt road games.

Darrynton Evans surpassed 1,000 rushing yards for the second straight season. App State's produced a 1,000-yard back for the eighth straight season, a streak that is tied for second nationally behind the 10 straight from Boise State.

Zac Thomas threw for 256 yards with a career-high four touchdowns through the air and one with his legs. The five total touchdowns were also a career high.

TEAM TOTALS	APP	GSU
<b>FIRST DOWNS</b>		
Total	25	13
Rushing	12	7
Passing	12	5
Penalty	1	1
<b>RUSHING</b>		
Total (Net)	280	186
Attempts	46	31
Avg. Per Rush	6.1	6.0
Rushing TDs	3	2
Yds. Gained	292	211
Yds. Lost	12	25
<b>PASSING</b>		
Total (Net)	273	138
Comp.-Att.-Int.	21-34-1	15-32-2
Avg. / Att.	8.0	4.3
Avg. / Comp.	13.0	9.2
TDs	4	1
<b>TOTAL OFFENSE</b>		
Yards	553	324
Plays	80	63
Avg. / Play	6.9	5.1
Fumbles - Lost	1-0	2-1
Penalties - Yds.	3-35	2-20
<b>PUNTING</b>		
Punts - Yds.	7-276	9-379
Avg. / Punt	39.4	42.1
Inside 20	3	2
50+ Yds.	0	2
Touchbacks	0	0
Fair Catch	4	5
<b>KICKOFFS</b>		
Total - Yds.	9-451	5-294
Avg. Yds. / Kickoff	50.1	58.8
Touchbacks	3	3
<b>RETURNS</b>		
Punt: Total - Yds. - TDs	4-34-0	1-0-0
Punt: Avg. / Return	8.5	0.0
Kickoff: Total - Yds. - TDs	1-5-0	1-9-0
Kickoff: Avg. / Return	5.0	9.0
INT: Total - Yds. - TDs	2-30-1	1-34-1
Fumble: Total - Yds. - TDs	0-0-0	0-0-0
<b>MISCELLANEOUS</b>		
Misc. Yards	0	0
Poss. Time	36:50	23:10
3rd. Down Conv.	5 of 15	4 of 15
4th. Down Conversions	1 of 1	0 of 1
Red-Zone: Scores - Chances	5-5	2-2
Sacks: Total - Yds.	1-8	1-1
PAT: Total - Made	8-8	3-4
Field Goals: Total - Made	0-1	0-0

**App State Overcomes Adversity, Rolls to Road Win**

ATLANTA, Ga. — Facing a two-score deficit after a momentum-swinging touchdown on the road, App State swung back and kept landing punches.

The first-place Mountaineers, ranked No. 24 in the Coaches Poll and No. 25 by the College Football Playoff committee, responded to the early adversity by scoring seven consecutive touchdowns en route to a 56-27 victory against Georgia State.

A defensive touchdown gave the Panthers a 21-7 lead late in the first quarter, but App State (9-1, 5-1) accounted for the next 49 points, with the first 28 producing a 35-21 halftime advantage.

"It's about staying in the fight," App State head coach Eliah Drinkwitz said. "Every play has a life of its own."

During the 49-0 run, the Mountaineers' defense forced seven three-and-outs in nine possessions, and one of the other two possessions in that stretch ended with Shaun Jolly's second interception.

Jolly's second pick followed his tiebreaking interception return for a touchdown late in the first half, and Corey Sutton's three receiving touchdowns were part of a career-high 173 yards on eight catches.

Zac Thomas threw for 256 yards with four touchdowns through the air and one with his legs, while Darrynton Evans surpassed 1,000 rushing yards for the second straight season thanks to a 131-yard night.

Over the final three quarters, the Mountaineers limited Georgia State (6-4, 3-3) to 33 rushing yards on 18 attempts and 140 offensive yards on 42 plays. Jordan Fehr finished with 10 tackles, and the cornerback tandem of Jolly and Shemar Jean-Charles combined for six PBUs.

App State's four-touchdown run over the last 15:09 of the first half closed with Jolly's 30-yard interception return for a score with 2:18 left in the half and another Jolly interception that set up Thomas' 1-yard touchdown pass to Evans with 22 seconds remaining before the break.

**SCORING SUMMARY**

Team	Qtr	Time	Scoring Play	Conv.	Plays	Time	Score
GSU	1st	8:20	Gentry 4 yd pass from Ellington	Wright kick	9-84	3:01	0-7
APP	1st	5:13	Sutton 12 yd pass from Thomas	Staton kick	8-89	3:07	7-7
GSU	1st	2:21	Coates 67 yd run	Wright kick	3-81	1:07	7-14
GSU	1st	1:38	Bacon 34 yd interception return	Wright kick			7-21
APP	1st	0:09	Sutton 20 yd pass from Thomas	Staton kick	5-75	1:29	14-21
APP	2nd	6:20	Thomas 3 yd run	Staton kick	10-55	4:44	21-21
APP	2nd	2:18	Jolly 30 yd interception return	Staton kick			28-21
APP	2nd	0:22	Evans, D. 1 yd pass from Thomas	Staton kick	5-48	0:33	35-21
APP	3rd	5:58	Evans, D. 29 yd run	Staton kick	4-73	1:43	42-21
APP	4th	14:55	Sutton 24 yd pass from Thomas	Staton kick	7-51	3:30	49-21
APP	4th	11:04	Anderson 5 yd run	Staton kick	4-62	2:05	56-21
GSU	4th	5:35	Gregg 20 yd run	kick failed	3-63	1:01	56-27

**STAT LEADERS**

APP STATE					GEORGIA STATE				
Rushing	Att.	Yds	TD		Rushing	Att.	Yds	TD	
D. Evans	18	131	1		Coates	7	97	1	
Thomas	6	52	1		Barnett	17	90	0	
Williams Jr.	9	51	0		Gregg	2	20	1	
Anderson	10	48	1		Brown	1	1	0	
Williams	1	2	0		Ellington	2	-7	0	
Team	2	-4	0		Team	2	-15	0	
<b>Totals</b>	<b>46</b>	<b>280</b>	<b>3</b>		<b>Totals</b>	<b>31</b>	<b>186</b>	<b>2</b>	
Passing	Cmp-Att-Int	Yds	TD		Passing	Cmp-Att-Int	Yds	TD	
Thomas	19-31-1	256	4		Ellington	12-27-2	88	1	
Huesman	2-2-0	17	0		Brown	3-5-0	50	0	
Anderson	0-1-0	0	0		<b>Totals</b>	<b>15-32-2</b>	<b>138</b>	<b>1</b>	
<b>Totals</b>	<b>21-34-1</b>	<b>273</b>	<b>4</b>						
Receiving	No.	Yds	TD		Receiving	No.	Yds	TD	
Sutton	8	173	3		Gentry	4	32	1	
Williams	6	45	0		McCoy	3	22	0	
Virgil	2	23	0		Barnett	3	3	0	
Hennigan	2	14	0		Thompson	1	34	0	
Watson	1	13	0		Payne	1	25	0	
Wells	1	4	0		Marshall	1	12	0	
D. Evans	1	1	1		Iledi	1	6	0	
<b>Totals</b>	<b>21</b>	<b>273</b>	<b>4</b>		Grier	1	4	0	
					<b>Totals</b>	<b>15</b>	<b>138</b>	<b>1</b>	



GAME 11					FINAL
Texas State	0	10	3	0	— 13
#24 APP STATE	7	7	14	7	— 35

Nov. 23 - Kidd Brewer Stadium - Boone, N.C. - 22,215



### GAME NOTES

App State won on Senior Day at Kidd Brewer Stadium for the 22nd straight year. After a 25-19 home loss to Liberty in the 1997 finale, App State won its last 16 Senior Day games as an FCS program, with six of them coming vs. Western Carolina. The Mountaineers have won FBS regular-season home finales against Idaho (2014), Louisiana (2015, 2017), ULM (2016), Troy (2018) and Texas State (2019).

App State became the first Sun Belt team to ever start a season 10-1 since the league was established as an FBS member in 2001. The Mountaineers have reached double-figure wins three times in their last five FBS seasons, joining 11-2 marks in 2018 and 2015.

App State improved to 40-7 in league play since joining the Sun Belt in 2014. It moved to 40-5 in its last 45 league games (after an 0-2 start) and 41-5 in its last 46 games against Sun Belt teams — counting the inaugural Sun Belt Championship Game against Louisiana in 2018.

App State improved its series record against Texas State to 5-0, including 3-0 in Boone and 4-0 as Sun Belt counterparts.

Corey Sutton scored on a 45-yard touchdown pass in the first quarter to put him in a tie for fifth place in App State history with 17 career touchdown receptions. Dexter Jackson had 17 from 2004-07.

Darrynton Evans had three rushing touchdowns in a game for the third time in 2019. He also posted three against Charlotte and North Carolina.

Senior defensive tackle and former walk-on E.J. Scott recorded the first two sacks of his career on Senior Day.

Demetrius Taylor had a first-half sack to give him 6.0 this season and 12.5 in 36 career games.

TEAM TOTALS	TXST	APP
<b>FIRST DOWNS</b>		
Total	11	23
Rushing	5	13
Passing	6	6
Penalty	0	4
<b>RUSHING</b>		
Total (Net)	54	280
Attempts	25	49
Avg. Per Rush	2.2	5.7
Rushing TDs	0	3
Yds. Gained	93	297
Yds. Lost	39	17
<b>PASSING</b>		
Total (Net)	154	188
Comp.-Att.-Int.	18-34-1	9-17-0
Avg. / Att.	4.5	11.1
Avg. / Comp.	8.6	20.9
TDs	1	2
<b>TOTAL OFFENSE</b>		
Yards	208	468
Plays	59	66
Avg. / Play	3.5	7.1
Fumbles - Lost	1-0	1-1
Penalties - Yds.	9-76	5-40
<b>PUNTING</b>		
Punts - Yds.	7-291	4-164
Avg. / Punt	41.6	41.0
Inside 20	2	1
50+ Yds.	0	0
Touchbacks	0	0
Fair Catch	3	1
<b>KICKOFFS</b>		
Total - Yds.	4-253	6-356
Avg. Yds. / Kickoff	63.3	59.3
Touchbacks	1	1
<b>RETURNS</b>		
Punt: Total - Yds. - TDs	3-27-0	2-5-0
Punt: Avg. / Return	9.0	2.5
Kickoff: Total - Yds. - TDs	5-103-0	3-63-0
Kickoff: Avg. / Return	20.6	21.0
INT: Total - Yds. - TDs	0-0-0	1-10-0
Fumble: Total - Yds. - TDs	0-0-0	0-0-0
<b>MISCELLANEOUS</b>		
Misc. Yards	0	0
Poss. Time	26:47	33:05
3rd. Down Conv.	4 of 15	6 of 14
4th. Down Conversions	1 of 2	0 of 1
Red-Zone: Scores - Chances	0-0	4-5
Sacks: Total - Yds.	0-0	3-20
PAT: Total - Made	1-1	5-5
Field Goals: Total - Made	2-2	0-1

## App State Clinches Division Title On Senior Day

BOONE, N.C. — App State's Senior Day streak continued thanks to a second-half surge on a rainy, division-clinching afternoon at The Rock.

Darrynton Evans' three touchdown runs after halftime allowed the 24th-ranked Mountaineers to break free from a close game and claim a 35-13 victory against Sun Belt foe Texas State. Senior linebacker Noel Cook made a key interception against the Bobcats for the second straight year, and his third-quarter pick followed a pass deflection from senior defensive tackle E.J. Scott, who recorded two sacks.

The win for App State (10-1, 6-1 Sun Belt) and Georgia Southern's loss at Arkansas State meant the Mountaineers clinched the East Division title and a spot in the Sun Belt Championship Game.

Evans rushed for 154 yards and Zac Thomas threw two touchdown passes to lead the offense for App State, which won on Senior Day at Kidd Brewer Stadium for the 22nd straight year. Seventeen players were honored before the game, and the fifth-year quintet of Johnson, Akeem Davis-Gaither, Desmond Franklin, Collin Reed and Josh Thomas improved their career records to 51-12 overall, 35-5 against Sun Belt programs and 26-4 at home.

In addition to being No. 24 in the College Football Playoff rankings, the league-leading Mountaineers are No. 22 in the Amway Coaches Poll and No. 23 in the AP Top 25.

"It's always good to win on Senior Day," App State coach Eliah Drinkwitz said. "It took us a little bit to get going. Noel Cook's interception in the third quarter was a huge momentum boost for our team. We were able to capitalize there and finish it off."

Texas State (3-8, 2-5) used a 48-yard field goal to cut its second-half deficit to 14-13 before Evans scored on runs of 13 and 10 yards in the final six minutes of the third quarter. He added a 13-yard TD run with 6:26 remaining as App State finished with a 468-208 advantage in total offense.

The Bobcats regained possession trailing by just one midway through the third period, but Scott deflected the first-down throw, and Cook intercepted the ball at the Texas State 39 before returning it 10 yards.

### SCORING SUMMARY

Team	Qtr	Time	Scoring Play	Conv.	Plays	Time	Score
APP	1st	7:09	Sutton 45 yd pass from Thomas	Staton kick	7-87	3:25	7-0
TXST	2nd	12:43	Rowland 48 yd FG		4-(-1)	1:35	7-3
APP	2nd	1:00	Watson 19 yd pass from Thomas	Staton kick	4-59	2:25	14-3
TXST	2nd	0:03	Banks 53 yd pass from Vitt	Rowland kick	3-65	0:54	14-10
TXST	3rd	9:05	Rowland 48 yd FG		10-26	4:30	14-13
APP	3rd	5:32	Evans, D. 13 yd run	Staton kick	4-29	2:20	21-13
APP	3rd	0:00	Evans, D. 10 yd run	Staton kick	6-67	2:33	28-13
APP	4th	6:26	Evans, D. 13 yd run	Staton kick	12-86	6:52	35-13

### STAT LEADERS

TEXAS STATE					APP STATE				
Rushing	Att.	Yds	TD		Rushing	Att.	Yds	TD	
Brown Jr.	8	35	0		D. Evans	21	154	3	
Twyford	6	20	0		Williams Jr.	15	78	0	
Vitt	8	15	0		Thomas	6	28	0	
Taylor	1	2	0		Anderson	7	5	0	
White	1	-6	0		<b>Totals</b>	<b>49</b>	<b>280</b>	<b>3</b>	
Team	1	-12	0		<b>Passing</b>	<b>Comp-Att-Int</b>	<b>Yds</b>	<b>TD</b>	
<b>Totals</b>	<b>25</b>	<b>54</b>	<b>0</b>		Thomas	8-16-0	174	2	
<b>Passing</b>	<b>Comp-Att-Int</b>	<b>Yds</b>	<b>TD</b>		D. Evans	1-1-0	14	0	
Vitt	18-34-1	154	1		<b>Totals</b>	<b>9-17-0</b>	<b>188</b>	<b>2</b>	
<b>Totals</b>	<b>18-34-1</b>	<b>154</b>	<b>1</b>		<b>Receiving</b>	<b>No.</b>	<b>Yds</b>	<b>TD</b>	
<b>Receiving</b>	<b>No.</b>	<b>Yds</b>	<b>TD</b>		Virgil	3	26	0	
Banks	5	82	1		Hennigan	2	70	0	
Haydel	5	25	0		Sutton	2	45	1	
Hays	3	31	0		Williams	1	28	0	
White	2	21	0		Watson	1	19	1	
Twyford	2	-10	0		<b>Totals</b>	<b>9</b>	<b>188</b>	<b>2</b>	
Hilts	1	5	0						
<b>Totals</b>	<b>18</b>	<b>154</b>	<b>1</b>						

GAME 12					FINAL
#25 APP STATE	20	14	7	7	— 48
Troy	10	3	0	0	— 13

Nov. 29 - Veterans Memorial Stadium - Troy, Ala.- 18,989



**GAME NOTES**

With two games remaining, App State tied the Sun Belt Conference record for single-season wins and is responsible for three of the four 11-win seasons in league history. The others are 2015 App State (11-2), 2017 Troy (11-2) and 2018 App State (11-2).

Finishing with a 6-0 road record in 2019, App State clinched its first perfect road record since the 1995 team had six road victories (including one at Wake Forest) during a 12-0 start. That team lost to Stephen F. Austin at home in the second round of the FCS playoffs.

The 2019 and 1995 teams are the only ones in school history with 11 regular-season wins.

Before 1995, the last App State team to go unbeaten on the road was the 1950 team that was 5-0 with a pair of postseason, neutral site "bowl" losses. The Mountaineers were also unbeaten and untied on the road in 1947 (5-0), 1938 (4-0) and 1937 (4-0).

With 82 rushing yards, junior back Darrynton Evans increased his career total to 2,654 rushing yards and moved into the top 10 in school history.

Zac Thomas threw for a career-high 326 yards, topping his previous high of 295 from a 2018 win at Charlotte. He also set a career high with his 28 completions, three more than a total he had posted three previous times.

Thomas Hennigan recorded career highs in receptions and receiving yards by halftime in an 11-catch, 140-yard effort. His previous highs were seven catches (against ETSU in the 2019 opener) and 99 receiving yards (in the regular-season finale against Louisiana in 2017).

Willie Edwards recorded his first career interception in the fourth quarter.

TEAM TOTALS	APP	TROY
<b>FIRST DOWNS</b>		
Total	27	20
Rushing	9	3
Passing	17	15
Penalty	1	2
<b>RUSHING</b>		
Total (Net)	194	35
Attempts	37	23
Avg. Per Rush	5.2	1.5
Rushing TDs	3	1
Yds. Gained	203	75
Yds. Lost	9	40
<b>PASSING</b>		
Total (Net)	328	304
Comp.-Att.-Int.	29-35-1	27-46-2
Avg. / Att.	9.4	6.6
Avg. / Comp.	11.3	11.3
TDs	4	0
<b>TOTAL OFFENSE</b>		
Yards	522	339
Plays	72	69
Avg. / Play	7.2	4.9
Fumbles - Lost	0-0	0-0
Penalties - Yds.	9-75	4-20
<b>PUNTING</b>		
Punts - Yds.	3-141	4-148
Avg. / Punt	47.0	37.0
Inside 20	3	0
50+ Yds.	1	0
Touchbacks	0	0
Fair Catch	2	2
<b>KICKOFFS</b>		
Total - Yds.	8-453	4-153
Avg. Yds. / Kickoff	56.6	38.3
Touchbacks	2	0
<b>RETURNS</b>		
Punt: Total - Yds. - TDs	0-0-0	0-0-0
Punt: Avg. / Return	0	0
Kickoff: Total - Yds. - TDs	2-10-0	3-46-0
Kickoff: Avg. / Return	5.0	15.3
INT: Total - Yds. - TDs	2-20-0	1-15-0
Fumble: Total - Yds. - TDs	0-0-0	0-0-0
<b>MISCELLANEOUS</b>		
Misc. Yards	0	0
Poss. Time	34:30	25:30
3rd. Down Conv.	10 of 13	5 of 15
4th. Down Conversions	0 of 0	1 of 3
Red-Zone: Scores - Chances	4-5	3-3
Sacks: Total - Yds.	4-23	0-0
PAT: Total - Made	6-7	1-1
Field Goals: Total - Made	0-0	2-2

**App State Goes 6-0 on Road, Will Host Title Game**

TROY, Ala. — An unblemished road record secured, App State could turn its attention to hosting another Sun Belt Championship Game.

Zac Thomas threw for a career-high 326 yards while accounting for five touchdowns, including four through the air, as the 25th-ranked Mountaineers won 48-13 at Troy. As the East Division winner with the head-to-head tiebreaker against West Division winner Louisiana, App State (11-1, 7-1) earned the right to face the Ragin' Cajuns (9-2, 6-1) in a title-game rematch on ESPN.

"We came out and just played really fast and started fast," head coach Eliah Drinkwitz said. "We knew we wanted to come out and set the tone of the game and send a message that we were here to play."

App State clinched its first perfect road record since 1995 by converting its first 10 third-down chances, recording four sacks and intercepting two passes against the Trojans (5-7, 3-5).

The Mountaineers' 6-0 road record includes the most wins for any of the seven teams nationally without a road loss, and they're the first FBS team to go 6-0 on the road since Western Michigan in 2016.

App State also tied the Sun Belt record for single-season victories, as it has accounted for three of the four 11-win seasons in league history.

In addition to the big night for Thomas, who completed 28 of his 34 pass attempts, Darrynton Evans' three touchdowns pushed his season total to 20. Thomas Hennigan set career highs with 11 catches for 140 yards, Malik Williams caught two touchdown passes and Jalen Virgil scored a long touchdown as part of his 95 receiving yards.

Defensively, Nick Hampton produced one of the four sacks against Sun Belt passing leader Kaleb Barker while amassing a team-high eight tackles, and Desmond Franklin's interception return created a short field for App State's third touchdown.

**SCORING SUMMARY**

Team	Qtr	Time	Scoring Play	Conv.	Plays	Time	Score
TROY	1st	12:01	Sumpter, Tyler 26 yd field goal		8-65	2:59	0-3
APP	1st	10:10	Virgil 44 yd pass from Thomas	Kick failed	5-63	1:51	6-3
APP	1st	6:25	Evans, D. 52 yd run	Staton kick	5-71	2:09	13-3
APP	1st	5:37	Thomas, Zac 5 yd run	Staton kick	2-8	0:31	20-3
TROY	1st	1:13	Billingsley, DK 1 yd run	Sumpter kick	9-75	4:24	20-10
APP	2nd	12:40	Williams 8 yd pass from Thomas	Staton kick	8-75	3:33	27-10
APP	2nd	8:49	Evans, D. 9 yd run	Staton kick	7-56	2:29	34-10
TROY	2nd	5:33	Sumpter, Tyler 39 yd field goal		11-53	3:16	34-13
APP	3rd	9:14	Williams 6 yd pass from Thomas	Staton kick	12-75	5:46	41-13
APP	4th	14:54	Evans, D. 25 yd pass from Thomas	Staton kick	4-37	1:36	48-13

**STAT LEADERS**

APP STATE					TROY				
Rushing	Att.	Yds	TD		Rushing	Att.	Yds	TD	
D. Evans	13	82	2		Woods	4	22	0	
Williams Jr.	7	41	0		Billingsley	5	14	1	
Harrington	5	26	0		Barker	10	9	0	
Anderson	4	14	0		Woolfork	3	6	0	
Thomas	2	11	1		Team	1	-16	0	
Clark	2	10	0		<b>Totals</b>	<b>23</b>	<b>35</b>	<b>1</b>	
Gibbs	1	4	0						
Hennigan	1	4	0		<b>Passing</b>	<b>Cmp-Att-Int</b>	<b>Yds</b>	<b>TD</b>	
Virgil	1	2	0		Barker	24-41-1	281	0	
<b>Totals</b>	<b>37</b>	<b>194</b>	<b>3</b>		Young	3-5-1	23	0	
					<b>Totals</b>	<b>27-46-2</b>	<b>304</b>	<b>0</b>	
<b>Passing</b>	<b>Cmp-Att-Int</b>	<b>Yds</b>	<b>TD</b>		<b>Receiving</b>	<b>No.</b>	<b>Yds</b>	<b>TD</b>	
Thomas	28-34-1	326	4		Todd	5	82	0	
Huesman	1-1-0	2	0		McClain	4	58	0	
<b>Totals</b>	<b>29-35-1</b>	<b>328</b>	<b>4</b>		Billingsley	4	48	0	
					Eafford	3	37	0	
<b>Receiving</b>	<b>No.</b>	<b>Yds</b>	<b>TD</b>		Clark	3	30	0	
Hennigan	11	140	0		Geiger	3	27	0	
Mal. Williams	6	42	2		Woolfork	3	8	0	
Virgil	5	95	1		Whittemore	2	14	0	
D. Evans	3	27	1		<b>Totals</b>	<b>27</b>	<b>304</b>	<b>0</b>	
Watson	2	20	0						
Anderson	1	2	0						
Pearson	1	2	0						
<b>Totals</b>	<b>29</b>	<b>328</b>	<b>4</b>						



### GAME 13 (SUN BELT CHAMPIONSHIP GAME) FINAL

Louisiana	7	10	7	14	—	38
#21 APP STATE	21	14	7	3	—	45

Dec. 7 - Kidd Brewer Stadium - Boone, N.C. - 18,618



### GAME NOTES

App State won a Sun Belt Conference title for the fourth straight year and is 2-for-2 in winning the Sun Belt Championship Game. Oklahoma won its fourth straight Big 12 title, and the only other FBS program with four straight titles at this point is Clemson, which won its fifth straight ACC title.

App State became the first in-state FBS program or Sun Belt program to post a 12-win season. Of the 10 instances of an in-state program winning 11 games in a season, App State is responsible for three of them (in the Mountaineers' six FBS seasons). App State is responsible for three of the four 11-win seasons in Sun Belt history.

App State posted its G5-leading fourth win this season against a team ranked in the top 45 of ESPN's FPI (Football Power Index). It's the only ranked G5 team with two wins over P5 teams (both on the road) or three road wins over ESPN FPI top 50 teams.

App State is 43-7 in its 50 games against Sun Belt teams, and it improved to 8-0 in the series with Louisiana.

Since the 2015 season began, App State is No. 5 nationally in win percentage (81.5) and tied for No. 5 in total wins with its 53-12 record. The win total trails only Clemson (68-4), Alabama (65-6), Ohio State (61-6) and Oklahoma (60-9), with Georgia sitting at 53-15.

App State fifth-year seniors Akeem Davis-Gaither, Desmond Franklin, Victor Johnson, Collin Reed and Josh Thomas finished their careers at The Rock with a 27-4 home record.

App State increased its season total to 69 touchdowns to tie the Sun Belt's single-season record. Arkansas State also had 69 in 2015.

TEAM TOTALS	UL	APP
<b>FIRST DOWNS</b>		
Total	31	20
Rushing	12	16
Passing	16	4
Penalty	3	0
<b>RUSHING</b>		
Total (Net)	159	267
Attempts	38	51
Avg. Per Rush	4.2	5.2
Rushing TDs	1	3
Yds. Gained	194	316
Yds. Lost	35	49
<b>PASSING</b>		
Total (Net)	354	149
Comp.-Att.-Int.	24-46-1	9-17-0
Avg. / Att.	7.7	8.8
Avg. / Comp.	14.8	16.6
TDs	4	2
<b>TOTAL OFFENSE</b>		
Yards	513	416
Plays	84	68
Avg. / Play	6.1	6.1
Fumbles - Lost	2-2	1-1
Penalties - Yds.	5-21	6-39
<b>PUNTING</b>		
Punts - Yds.	3-133	4-175
Avg. / Punt	44.3	43.8
Inside 20	0	2
50+ Yds.	0	0
Touchbacks	0	0
Fair Catch	2	1
<b>KICKOFFS</b>		
Total - Yds.	6-320	8-475
Avg. Yds. / Kickoff	53.3	59.4
Touchbacks	3	0
<b>RETURNS</b>		
Punt: Total - Yds. - TDs	3-0-0	0-0-0
Punt: Avg. / Return	0.0	0
Kickoff: Total - Yds. - TDs	7-148-0	2-26-0
Kickoff: Avg. / Return	21.1	13.0
INT: Total - Yds. - TDs	0-0-0	1-16-1
Fumble: Total - Yds. - TDs	0-0-0	1-2-0
<b>MISCELLANEOUS</b>		
Misc. Yards	0	0
Poss. Time	29:49	30:11
3rd. Down Conv.	8 of 14	5 of 13
4th. Down Conversions	1 of 1	2 of 3
Red-Zone: Scores - Chances	3-4	3-3
Sacks: Total - Yds.	3-16	1-25
PAT: Total - Made	5-5	6-6
Field Goals: Total - Made	1-3	1-1

## No. 21 App State Secures 4th Straight League Title

BOONE, N.C. — Another Ring Game at The Rock. And a repeat champion. App State claimed its fourth straight league title and celebrated a Sun Belt Championship Game victory on its home field for the second straight year thanks to a 45-38 win against Louisiana.

Three early touchdowns from belt-winning MVP Darrynton Evans gave the 21st-ranked Mountaineers a 21-0 lead late in the first quarter, and captain Josh Thomas' first career interception return for a touchdown accounted for one of three turnovers forced by a senior on App State's defense. The Mountaineers led 42-17 late in the third quarter and maintained at least a 14-point lead until the Ragin' Cajuns cut into a 45-31 deficit on a touchdown pass with 1:19 remaining.

By prevailing in the first-ever matchup of Sun Belt teams with double-digit wins, App State (12-1) became the first FBS program from the state of North Carolina and the first Sun Belt program to post a 12-win season.

Evans added a second MVP belt to his collection with 162 all-purpose yards against the Ragin' Cajuns (10-3) and the three scores (58-yard catch, 8-yard run, 5-yard catch) that increased his season total to 23.

Zac Thomas' two TD throws contributed to his 174 total yards, including 143 through the air, and the Mountaineers got scoring runs of 25-plus yards from both Marcus Williams Jr. (78 rushing yards) and Daetrich Harrington (team-high 89 yards) as they rushed for 267 yards as a team.

Defensively, in addition to Josh Thomas' pick-six, E.J. Scott recovered his own forced fumble to trigger the early outburst and Desmond Franklin recovered a fumble forced by Noel Cook. Akeem Davis-Gaither recorded a team-high 10 tackles and Demetrius Taylor added his seventh sack of the season.

### SCORING SUMMARY

Team	Qtr	Time	Scoring Play	Conv.	Plays	Time	Score
APP	1st	13:02	Evans, D. 58 yd pass from Thomas	Staton kick	6-75	1:58	7-0
APP	1st	9:38	Evans, D. 8 yd run	Staton kick	5-47	2:00	14-0
APP	1st	1:43	Evans, D. 5 yd pass from Thomas	Staton kick	14-76	6:42	21-0
UL	1st	0:25	LeBlanc 37 yd pass from Lewis	Artigue kick	5-71	1:12	21-7
APP	2nd	13:27	Williams Jr. 29 yd run	Staton kick	5-75	1:58	28-7
UL	2nd	8:13	Mitchell 1 yd pass from Lewis	Artigue kick	11-76	5:08	28-14
APP	2nd	4:13	Harrington 25 yd run	Staton kick	9-75	3:54	35-14
UL	2nd	0:03	Artigue 53 yd field goal		7-37	1:06	35-17
APP	3rd	5:57	Thomas, J. 16 yd INT return	Staton kick			42-17
UL	3rd	2:41	Bradley 2 yd pass from Lewis	Artigue kick	8-63	3:09	42-24
APP	4th	8:12	Staton 35 yd field goal		8-43	4:41	45-24
UL	4th	4:18	Mitchell 1 yd run	Artigue kick	13-76	3:42	45-31
UL	4th	1:19	LeBlanc 38 yd pass from Lewis	Artigue kick	6-64	1:09	45-38

### STAT LEADERS

LOUISIANA				APP STATE			
Rushing	Att.	Yds	TD	Rushing	Att.	Yds	TD
Mitchell	18	85	1	Harrington	9	89	1
Calais	8	49	0	Williams Jr.	8	78	1
Ragas	5	19	0	D. Evans	19	73	1
Lewis	7	6	0	Thomas	13	25	0
<b>Totals</b>	<b>38</b>	<b>159</b>	<b>1</b>	Williams	1	7	0
				Virgil	1	-5	0
<b>Passing</b>	<b>Comp-Att-Int</b>	<b>Yds</b>	<b>TD</b>	<b>Totals</b>	<b>51</b>	<b>267</b>	<b>3</b>
Lewis	24-46-1	354	4				
<b>Totals</b>	<b>24-46-1</b>	<b>354</b>	<b>4</b>	<b>Passing</b>	<b>Comp-Att-Int</b>	<b>Yds</b>	<b>TD</b>
				Thomas	9-17-0	149	2
<b>Receiving</b>	<b>No.</b>	<b>Yds</b>	<b>TD</b>	<b>Totals</b>	<b>9-17-0</b>	<b>149</b>	<b>2</b>
Bradley	5	58	1				
Jackson	4	80	0	<b>Receiving</b>	<b>No.</b>	<b>Yds</b>	<b>TD</b>
LeBlanc	3	118	2	Hennigan	4	50	0
Williams	3	39	0	D. Evans	2	63	2
Ralston	3	16	0	Williams	1	19	0
Gossett	2	19	0	Virgil	1	9	0
Pauley	1	14	0	Pearson	1	8	0
Johnson	1	8	0	<b>Totals</b>	<b>9</b>	<b>149</b>	<b>2</b>
Mitchell	1	1	1				
Bell	1	1	0				
<b>Totals</b>	<b>24</b>	<b>354</b>	<b>4</b>				

GAME 14 (R+L CARRIERS NEW ORLEANS BOWL)	FINAL				
#20 APP STATE	0	10	21	0	— 31
UAB	14	0	3	0	— 17

Dec. 21 - Mercedes-Benz Superdome - New Orleans - 21,202



**GAME NOTES**

App State became the first FBS school to win five bowl games in each of its first five bowl-eligible seasons.

The fifth-year seniors made up the fifth class in college football history to win five bowl games and four conference championships, joining five-year classes from Nebraska (1969-73), Alabama (1975-79), Florida State (1991-95) and Marshall (1988-2002).

The fifth-year seniors went 54-12 and won four Sun Belt Conference championships. Fourth-year seniors such as Jordan Fehr and Noel Cook were on teams that went 43-10 with a Sun Belt title every season.

With 13 wins, App State tied for the second-highest total by a Group of Five team since the Sun Belt was established in 2001. Boise State had a G5-record 14 wins in 2009. The 13-win G5 teams before App State were 2017 UCF, 2016 Western Michigan, 2015 Houston, 2014 Marshall, 2011 Houston, 2010 TCU, 2010 Nevada, 2008 Utah and 2006 Boise.

App State set Sun Belt records for single-season points (543) and touchdowns (73). The old records belonged to the 2015 Arkansas State team that scored 520 points and posted 69 touchdowns. The Mountaineers finished with eight non-offensive touchdowns: four on interceptions, two on fumble recoveries, one on a kickoff return and one on a blocked punt.

Since 2015, App State improved to an FBS-best 24-0 in non-season-opening games in which it had more than a week to prepare.

With six sacks at the New Orleans Bowl for the second straight year, App State tied its bowl record and had its single-game high for 2019. The previous high was four against both Charlotte and Troy.

TEAM TOTALS	APP	UAB
<b>FIRST DOWNS</b>		
Total	20	20
Rushing	9	5
Passing	6	13
Penalty	5	2
<b>RUSHING</b>		
Total (Net)	261	40
Attempts	40	33
Avg. Per Rush	6.5	1.2
Rushing TDs	1	0
Yds. Gained	281	78
Yds. Lost	20	38
<b>PASSING</b>		
Total (Net)	142	298
Comp.-Att.-Int.	13-25-0	22-34-1
Avg. / Att.	5.7	8.8
Avg. / Comp.	10.9	13.5
TDs	2	2
<b>TOTAL OFFENSE</b>		
Yards	403	338
Plays	65	67
Avg. / Play	6.2	5.0
Fumbles - Lost	1-0	2-2
Penalties - Yds.	11-130	8-76
<b>PUNTING</b>		
Punts - Yds.	7-313	5-212
Avg. / Punt	44.7	42.4
Inside 20	2	2
50+ Yds.	3	1
Touchbacks	2	0
Fair Catch	3	2
<b>KICKOFFS</b>		
Total - Yds.	6-284	4-260
Avg. Yds. / Kickoff	47.3	65.0
Touchbacks	1	4
<b>RETURNS</b>		
Punt: Total - Yds. - TDs	1-4-0	0-0-0
Punt: Avg. / Return	4.0	0
Kickoff: Total - Yds. - TDs	0-0-0	1-21-0
Kickoff: Avg. / Return	0	21.0
INT: Total - Yds. - TDs	1-11-0	0-0-0
Fumble: Total - Yds. - TDs	1-24-1	0-0-0
<b>MISCELLANEOUS</b>		
Misc. Yards	0	0
Poss. Time	32:57	27:03
3rd. Down Conv.	3 of 14	3 of 14
4th. Down Conversions	2 of 2	2 of 3
Red-Zone: Scores - Chances	2-2	1-1
Sacks: Total - Yds.	6-34	1-1
PAT: Total - Made	4-4	2-2
Field Goals: Total - Made	1-1	1-1

**App State Caps Record Year With 5th Bowl Victory**

NEW ORLEANS — Make it a perfect five for five by App State's quintet of fifth-year seniors.

Whether the 20th-ranked Mountaineers were putting the ball in the air or scooping it off the turf, they extended their record-setting bowl streak and capped a record-setting season with a 31-17 win against UAB in the R+L Carriers New Orleans Bowl.

Despite facing a two-TD deficit in the first five minutes, App State (13-1) scored 31 of the final 34 points with help from Zac Thomas' two touchdown passes to Thomas Hennigan and Tommy Dawkins' 2.5 sacks.

The Mountaineers took their first lead when bowl MVP Darrynton Evans ran 31 yards for a touchdown after recovering a fumbled fourth-down sneak early in the third quarter, and they went ahead for good on linebacker Trey Cobb's tiebreaking 24-yard return of a fumble forced by Nick Hampton's sack midway through the same period.

The Mountaineers became the first Sun Belt team and the first FBS team from the state of North Carolina to win 13 games.

"It's a great day to be a Mountaineer, baby," head coach Shawn Clark said. "Our team has a ton of poise, and it's been that way all year. Our team has great senior leadership."

With the win in Clark's head coaching debut, fifth-year seniors Akeem Davis-Gaither, Desmond Franklin, Victor Johnson, Collin Reed and Josh Thomas finished their careers with a 7-0 postseason record that included two wins in the Sun Belt title game and a 5-0 bowl record.

For fourth-year seniors such as Jordan Fehr and Noel Cook, they won a Sun Belt title every year they were in Boone.

Evans rushed for 157 yards Saturday while tying the Sun Belt record of 24 touchdowns in a season, and App State set league records for single-season points (543) and touchdowns (73). Defensively, Fehr led the way with 11 tackles in his final game, and the Mountaineers posted six sacks while holding UAB to 184 yards of offense after the first two drives.

**SCORING SUMMARY**

Team	Qtr	Time	Scoring Play	Conv.	Plays	Time	Score
UAB	1st	13:46	Pittman 25 yd pass from Johnston	Vogel kick	4-75	1:14	0-7
UAB	1st	10:28	Watkins 25 yd pass from Johnston	Vogel kick	4-79	1:23	0-14
APP	2nd	14:11	Staton 34 yd field goal		7-58	3:21	3-14
APP	2nd	7:59	Hennigan 17 yd pass from Thomas	Staton kick	7-81	4:24	10-14
APP	3rd	12:14	Evans, D. 31 yd run	Staton kick	7-75	2:46	17-14
UAB	3rd	8:19	Vogel 49 yd field goal		7-44	3:55	17-17
APP	3rd	6:16	Cobb 24 yd fumble recovery	Staton kick			24-17
APP	3rd	0:44	Hennigan 27 yd pass from Thomas	Staton kick	9-85	3:56	31-17

**STAT LEADERS**

APP STATE				UAB			
Rushing	Att.	Yds	TD	Rushing	Att.	Yds	TD
D. Evans	19	157	1	S. Brown	14	39	0
Williams Jr.	6	54	0	J. Brown	3	11	0
Thomas	9	28	0	Stanley	1	0	0
Harrington	3	26	0	Watkins	1	-1	0
Mal. Williams	1	4	0	Team	2	-2	0
Team	2	-8	0	Johnston	12	-7	0
<b>Totals</b>	<b>40</b>	<b>261</b>	<b>1</b>	<b>Totals</b>	<b>33</b>	<b>40</b>	<b>0</b>
APP STATE				UAB			
Passing	Cmp-Att-Int	Yds	TD	Passing	Cmp-Att-Int	Yds	TD
Thomas	13-24-0	142	2	Johnston	22-34-1	298	2
Mal. Williams	0-1-0	0	0	Watkins	0-0-0	0	0
<b>Totals</b>	<b>13-25-0</b>	<b>142</b>	<b>2</b>	<b>Totals</b>	<b>23-34-1</b>	<b>298</b>	<b>2</b>
APP STATE				UAB			
Receiving	No.	Yds	TD	Receiving	No.	Yds	TD
Virgil	3	62	0	Watkins	10	159	1
Hennigan	3	50	2	Pittman	3	59	1
Mal. Williams	3	19	0	Grossman	4	20	0
Harrington	1	6	0	J. Brown	2	20	0
D. Evans	3	5	0	Turner	1	17	0
<b>Totals</b>	<b>13</b>	<b>142</b>	<b>2</b>	<b>Totals</b>	<b>22</b>	<b>298</b>	<b>2</b>



# 2005 NCAA DIVISION I FCS NATIONAL CHAMPIONS



## 12-3 OVERALL • 6-1 SoCon

**2005 FCS CHAMPIONS**

### ROSTER

No.	Name	Pos.	Class	No.	Name	Pos.	Class
17	Zach Amedro	QB	Fr.	20	Clint Manuel	RB	So.
31	Pierre Banks	LB	So.	9	William Mayfield	WR	Jr.
92	Mina Banoub	DL	Jr.	22	Craig McCarter	DB	Fr.
3	Hans Batichon	WR	So.	34	Ellis McDowell	LB	Fr.
80	Daniel Bettis	TE	Jr.	81	Clay McKnight	WR	Fr.
72	Jonathan Bieschke	OL	Fr.	37	Marcial Medina	DL	Jr.
79	Larry Blackwood	OL	Jr.	65	Josh Miller	OL	Jr.
29	Seth Breitenstein	DB	Fr.	44	Marques Murrell	DL	Jr.
76	Kerry Brown	OL	So.	86	Jim Bob Norman	WR	So.
94	Llord Byrom	DL	Fr.	34	Wayne Norman	RB	Fr.
95	Omar Byrom	DL	Jr.	75	Grant Oliver	OL	Sr.
88	Nic Cardwell	TE	So.	93	Arthur Orlebar	DL	Sr.
60	Brad Coley	OL	Fr.	90	Daniel Orlebar	DL	Jr.
63	Jeff Corning	OL	Sr.	77	Ryan Peedin	OL	Fr.
42	T.J. Courman	RB	Fr.	74	Mike Portante	DL	Jr.
4	Anthony Cruver	WR	Fr.	57	Alex Ramirez	LS	Fr.
24	Josh Davis	DB	Fr.	83	Shon Ramseur	WR	Fr.
21	Dominick Dingle	DB	Jr.	91	Julian Rauch	PK/P	So.
99	Matt Dodge	P	Fr.	28	Kevin Richardson	RB	So.
12	Travis Dowda	DB	Fr.	25	Billy Riddle	DB	So.
15	Trey Elder	QB	So.	70	Jeremy Robertson	OL	Jr.
12	Eric Elsener	WR	Sr.	40	Jacque Roman	LB	Fr.
58	Daniel Finnerty	DL	Fr.	78	Cory Rycroft	OL	Fr.
45	Austin Guarino	DL	Fr.	30	Shea Sample	LB	Fr.
53	Nick Harding	LB	Fr.	64	John Sevier	OL	So.
84	Brandall Hawkins	WR	Fr.	52	Drew Shoaf	DL	Jr.
5	Bryon Heath	LB	Fr.	41	Brandon Simpkins	LB	Fr.
35	Trey Hennessee	RB	Fr.	38	Monte Smith	LB	Jr.
37	Ryan Hennessey	DB	Fr.	54	Tommy Sofield	DL	Jr.
52	J.T. Holleman	OL	Jr.	27	Cam Speer	LB	So.
39	Will Hollowell	LB	So.	10	Ryan Stell	QB	Fr.
67	John Holt	OL	So.	55	Bryson Stewart	LB	Fr.
36	Titus Howard	DB	So.	14	Hunter Stewart	QB	Fr.
97	Jason Hunter	DL	Sr.	89	Brian Stokes	TE	Fr.
62	Matt Isenhour	OL	Jr.	89	Chris Stretch	PK	Fr.
2	Dexter Jackson	WR	So.	56	Joe Suiter	DL	Sr.
33	Josh Jackson	RB	Fr.	66	Scott Suttle	OL	So.
49	Chris Johnson	LB	Fr.	43	Gary Tharrington	DL	Fr.
55	Justin Johnson	LB	Fr.	6	Jerome Touchstone	DB	So.
10	Zach Johnson	WR	Sr.	16	Chad Tuff	DB	Fr.
98	Adam Kassouf	P	Fr.	14	Brandon Turner	WR	Sr.
46	Zodd Kelly	LB	Sr.	26	C.J. Underwood	RB	Fr.
48	Charles King	LB	So.	19	Tavaris Washington	WR	Fr.
13	Michael King	DB	Jr.	33	Brad West	LB	Sr.
87	Brandon Knox	WR	Fr.	31	Marcus White	RB	Jr.
51	Kyle Knox	OL	Jr.	8	Jeremy Wiggins	DB	Jr.
11	Chase Laws	QB	Jr.	24	Allen Williams	RB	Fr.
68	Tony Lester	DL	So.	7	Richie Williams	QB	Fr.
82	Jermene Little	WR	Sr.	85	Dominique Wilson	WR	Sr.
22	Leonard Love	DB	Fr.	59	Russell Wilson	LS	So.
47	Corey Lynch	DB	So.	18	Justin Woazeah	DB	So.

### RESULTS


<b>Sept. 3</b>	<b>at Eastern Kentucky</b>	<b>W, 24-16</b>
<i>Mountaineers force four turnovers and commit none in first season-opening win since 2001</i>		
<b>Sept. 10</b>	<b>at Kansas</b>	<b>L, 38-6</b>
<i>Appalachian fell to 0-8 all-time when playing west of the Mississippi River</i>		
<b>Sept. 17</b>	<b>Coastal Carolina</b>	<b>W, 30-3</b>
<i>Apps outgain Chanticleers, 582-225, including 353-98 advantage in rushing yards</i>		
<b>Sept. 24</b>	<b>at The Citadel*</b>	<b>W, 45-13</b>
<i>Mountaineers score 24 points off four Bulldog turnovers in SoCon-opening victory</i>		
<b>Oct. 8</b>	<b>at Furman*</b>	<b>L, 34-31</b>
<i>Williams becomes Appalachian's all-time total offense leader with 396 yards in setback</i>		
<b>Oct. 15</b>	<b>Georgia Southern*</b>	<b>W, 24-7</b>
<i>Richardson racks up 285 all-purpose yards, including 208 on the ground</i>		
<b>Oct. 22</b>	<b>at Wofford*</b>	<b>W, 49-17</b>
<i>Williams amasses 322 yards of total offense, Little makes six catches for 125 yards</i>		
<b>Oct. 29</b>	<b>Chattanooga*</b>	<b>W, 35-25</b>
<i>Williams becomes App State's all-time leading passer with 256 yards through the air</i>		
<b>Nov. 5</b>	<b>at LSU</b>	<b>L, 24-0</b>
<i>Appalachian trails I-A's sixth-ranked team just 14-0 in fourth quarter</i>		
<b>Nov. 12</b>	<b>Western Carolina*</b>	<b>W, 35-7</b>
<i>Largest crowd in school history (25,584) sees ASU reclaim Old Mountain Jug</i>		
<b>Nov. 19</b>	<b>at Elon*</b>	<b>W, 52-14</b>
<i>Apps clinch first outright SoCon title since 1995 with 10th-straight win over Phoenix</i>		
<b>Nov. 26</b>	<b>Lafayette^</b>	<b>W, 34-23</b>
<i>Appalachian overcomes 17-10 halftime deficit to roll into second round</i>		
<b>Dec. 3</b>	<b>Southern Illinois^</b>	<b>W, 38-24</b>
<i>Appalachian jumps out to 24-0 lead midway through second quarter to set up semifinal rematch with Furman</i>		
<b>Dec. 10</b>	<b>Furman^</b>	<b>W, 29-23</b>
<i>Elder comes off the bench in place of injured Williams to lead Apps to first title game</i>		
<b>Dec. 16</b>	<b>Northern Iowa^</b>	<b>W, 21-16</b>
<i>Hunter's 15-yard scoop-and-score lifts Mountaineers to first-ever national championship</i>		

\* Southern Conference game  
 ^ NCAA Division I-AA playoffs

DEC. 16, 2005 • FINLEY STADIUM • CHATTANOOGA, TENN.  
**NO. 2 APP STATE** 21  
**NORTHERN IOWA** 16

SCORING SUMMARY	1	2	3	4	F
MOUNTAINEERS	0	7	7	7	—
PANTHERS	6	10	0	0	—

ATTENDANCE: 20,236



Without starting quarterback Richie Williams, who was out with a severe ankle injury in the first half, Appalachian State fell behind, 16-7.



Murrell's counterpart on the defensive line, Jason Hunter, scooped up the loose ball at the UNI 15.

**SCORING SUMMARY**

**FIRST QUARTER**

11:36 UNI Brian Wingert 50 field goal  
 9:45 UNI Wingert 26 field goal

**SECOND QUARTER**

13:18 APP Kevin Richardson 5 run (Julian Rauch kick)  
 8:20 UNI David Horne 2 run (Wingert kick)  
 1:09 UNI Wingert 31 field goal

**THIRD QUARTER**

6:05 APP Richardson 1 run (Rauch kick)

**FOURTH QUARTER**

9:14 APP Jason Hunter 15 fumble recovery (Rauch kick)



With Williams back at the helm, the Mountaineers cut the deficit to 16-14 on Kevin Richardson's one-yard touchdown run in the third quarter.



Hunter galloped untouched into the end zone to give Appalachian a 21-16 lead with 9:14 left to play, setting off a wild celebration on the Appalachian sideline and among the 12,000-plus Mountaineer fans in the stands.

**TEAM STATISTICS**

	Appalachian State	Northern Iowa
First Downs	18	21
Rushes—Net Yards	28-46	47-102
Passing Yards	252	181
Passes (Comp-Att-Int)	19-42-1	17-31-0
Total Offense	298	283
Fumbles—Lost	2-2	3-1
Penalties—Yards	4-40	5-45
Punts—Avg	7-41.9	9-37.9
Punt Returns—Yards	2-9	5-16
Kickoff Returns—Yards	2-50	4-83
Interception Returns—Yards	0-0	1-0
Fumble Returns—Yards	1-15	0-0
Third-Down Efficiency	8 of 15	6 of 19
Fourth-Down Efficiency	0 of 0	0 of 0
Possession Time	23:34	36:26

**INDIVIDUAL STATISTICS**

**RUSHING** — APP: Richardson 17-51; Hennessee 1-8; Turner 1-3; Williams 1-3; Courman 1 (-2); Little 1 (-3); Team 2 (-4); Elder 4 (-10)  
 UNI: Horne 22-102; Freeny 8-41; Breeland 1 (-11); Sanders 15 (-14); Team 1 (-16).

**PASSING** — APP: Williams 26-10-0, 129 yds.; Elder 16-9-1, 123 yds.  
 UNI: Sanders 31-17-0, 181 yds.

**RECEIVING** — APP: Johnson 6-101; Turner 4-78; Richardson 3-34; Jackson 3-25; Little 2-13; Courman 1-1  
 UNI: Surrency 5-59; Horne 3-20; Hunter 2-20; Lindgren 2-16; Cutright 2-10; Goodwin 1-32; Bradley 1-23; Breeland 1-1.

**INTERCEPTIONS**—APP: None. UNI: T. Varner 1-0.

**APP DEFENSIVE STATS**—**Tackles**: J. Hunter 9-1-10, M. Murrell 7-2-9, B. West 6-1-7, J. Wozeah 6-0-6, J. Suiter 4-2-6, M. Smith 5-0-5, C. Speer 4-1-5, J. Wiggins 4-1-5, J. Touchstone 4-0-0, Z. Kelly 3-0-3, O. Byrom 2-1-3, B. Riddle 2-0-2, A. Orlebar 1-1-1, S. Breitenstein 1-0-0, T. Howard 1-0-0. **Forced Fumbles**: M. Murrell 2, C. Speer. **Fumble Recoveries**: J. Hunter 1-15. **Tackles for Loss**: M. Murrell 5.5-38, J. Hunter 3-21, M. Smith 1-2, J. Touchstone 1-2, J. Suiter 0.5-4, C. Speer 0.5-0, O. Byrom 0.5-3. **Sacks**: J. Hunter 2-20, M. Murrell 2-22, O. Byrom 0.5-3, J. Suiter 0.5-4. **PBU's**: J. Wozeah 2, J. Wiggins 2.



With under 10 minutes left to play, Northern Iowa quarterback Eric Sanders dropped back to pass from his own 25 yard line.



Murrell and Hunter combined for two more sacks down the stretch to squelch the Panthers' final scoring opportunities.



Appalachian defensive end Marques Murrell came off the left edge to strip the ball from Sanders.



Richardson's first-down run in the waning minutes sealed Appalachian State's first-ever national championship.

**"It just feels so good that I could do something to leave a legacy like that because it's part of history. I'm glad to be a part of that."**

— 2005 NCAA Division I-AA Championship MVP Jason Hunter



# 2006 NCAA DIVISION I FCS NATIONAL CHAMPIONS

2006 FCS CHAMPIONS



## 14-1 OVERALL • 7-0 SoCon

### ROSTER

No.	Name	Pos.	Class	No.	Name	Pos.	Class
93	Josh Achor	DL	Fr.	63	Daniel Kilgore	OL	Fr.
61	Mario Acitelli	OL	Fr.	13	Mike King	LB	Sr.
17	Zach Amedro	QB	Fr.	87	Brandon Knox	WR	Fr.
31	Pierre Banks	LB	So.	51	Kyle Knox	OL	Sr.
92	Mina Banoub	DL	Sr.	11	Chase Laws	QB	Sr.
3	Hans Batichon	WR	Jr.	68	Tony Lester	DL	Jr.
80	Daniel Bettis	TE/DL	Sr.	22	Leonard Love	DB	So.
72	Jonathan Bieschke	OL	So.	47	Corey Lynch	DB	Jr.
79	Larry Blackwood	OL	Sr.	20	Clint Manuel	RB	Jr.
39	Philip Bould	DB	Fr.	35	Cody Marshall	LB	Fr.
29	Seth Breitenstein	DB	So.	9	William Mayfield	WR	Sr.
76	Kerry Brown	OL	Jr.	56	Ellis McDowell	LB	Fr.
94	Llord Byrom	DL	So.	81	Clay McKnight	WR	So.
95	Omarr Byrom	DL	Sr.	65	Josh Miller	DL	Sr.
88	Nic Cardwell	TE	Jr.	71	Pat Mills	OL	Fr.
41	Brett Champion	TE	Fr.	30	Devon Moore	RB	Fr.
34	Matt Cline	WR	Fr.	44	Marques Murrell	DL	Sr.
24	Dustin Clodfelter	DB	Fr.	77	Jacob Newton	OL	Fr.
60	Brad Coley	OL	So.	86	Jim Bob Norman	WR	Jr.
17	Matt Corbin	PK	Fr.	90	Daniel Orlebar	DL	Sr.
12	T.J. Courman	WR	So.	91	Julian Rauch	PK/P	Jr.
4	Anthony Cruver	WR	So.	28	Kevin Richardson	RB	Jr.
24	Josh Davis	DB	So.	25	Billy Riddle	DB	Jr.
21	Dominick Dingle	DB	Sr.	70	Jeremy Robertson	OL	Sr.
42	Travis Dowda	DB	Fr.	46	Tony Robertson	DL	Fr.
14	Armanti Edwards	QB	Fr.	40	Jacque Roman	LB	Fr.
15	Trey Elder	QB	Jr.	83	Cory Rycroft	TE	So.
63	Les Ellis	LS	Fr.	30	Shea Sample	LB	Fr.
58	Daniel Finnerty	DL	Fr.	64	John Sevier	OL	Jr.
84	B.J. Frazier	WR	Fr.	41	Brandon Simpkins	LB	So.
5	Cortez Gilbert	DB	Fr.	50	Nick Sloan	OL	Fr.
75	David Guy	OL	Fr.	38	Monte Smith	LB	Sr.
48	Brad Hardee	LB	Fr.	54	Tommy Sofield	DL	Sr.
53	Nick Harding	LB	So.	27	Cam Speer	LB	Jr.
20	Tyrrell Harrell	DB	Fr.	10	Hunter Stewart	QB	Fr.
73	Corbett Harris	OL	Fr.	89	Brian Stokes	TE	Sr.
55	Bryon Heath	LB	So.	66	Scott Suttle	OL	Jr.
35	Trey Hennessee	TE/RB	So.	22	Will Tallent	RB	Fr.
7	James Hill	WR	So.	96	Gary Tharrington	DL	Fr.
16	CoCo Hillary	WR	Fr.	6	Jerome Touchstone	DB	Jr.
52	J.T. Holleman	OL	Sr.	16	Chad Tuff	DB	Fr.
67	John Holt	OL	Jr.	26	Jason Vitaris	PK	Fr.
36	Titus Howard	DB	Jr.	19	Tavaris Washington	WR	Fr.
86	Reynaldo Hunter	WR	So.	43	Robert Welton	RB	Fr.
57	Brett Irvin	OL	Fr.	31	Marcus White	RB	Sr.
62	Matt Isenhour	OL	Sr.	8	Jeremy Wiggins	DB	Sr.
2	Dexter Jackson	WR	Jr.	98	Anthony Williams	DL	Fr.
33	Josh Jackson	RB	Fr.	85	Dominque Wilson	TE/WR	Fr.
49	Chris Johnson	LB	So.	59	Russell Wilson	LS	Jr.
82	Josh Johnson	WR	Fr.	18	Justin Woazeah	DB	Jr.
55	Justin Johnson	LB	Fr.	97	Neil Young	P/PK	So.
99	Adam Kassouf	P	Fr.				

### RESULTS

<b>Sept. 2</b>	<b>at NC State</b>	<b>L, 23-10</b>
<i>Mountaineers limit Wolfpack to just 36 passing yards in loss</i>		
<b>Sept. 9</b>	<b>James Madison</b>	<b>W, 21-10</b>
<i>Home-opening record crowd of 23,814 sees App State move to 56-18-2 in home openers</i>		
<b>Sept. 16</b>	<b>Mars Hill</b>	<b>W, 41-0</b>
<i>Appalachian holds MHC to just 87 total yards to record first shutout since 2000 (52-0 vs. VMI)</i>		
<b>Sept. 23</b>	<b>at Gardner-Webb</b>	<b>W, 41-6</b>
<i>Dexter Jackson sets school record with 86- and 68-yard punt returns for touchdowns in win</i>		
<b>Sept. 30</b>	<b>Elon*</b>	<b>W, 45-21</b>
<i>Kidd Brewer Stadium-record crowd (26,620) on hand to see Mayfield catch nine passes for 182 yards</i>		
<b>Oct. 7</b>	<b>at Chattanooga*</b>	<b>W, 56-21</b>
<i>Apps score 40+ points in fourth-straight game for first time in school history</i>		
<b>Oct. 14</b>	<b>Wofford*</b>	<b>W, 14-7</b>
<i>Appalachian makes two first-quarter touchdowns stand up in victory</i>		
<b>Oct. 21</b>	<b>at Georgia Southern*</b>	<b>W, 27-20</b> <sup>2OT</sup>
<i>Appalachian gets first win in Statesboro since 1996, moves to 4-2 all-time in overtime contests</i>		
<b>Oct. 28</b>	<b>Furman*</b>	<b>W, 40-7</b>
<i>Mountaineers score biggest win ever over rival Paladins; Richardson rushes for 4 TDs</i>		
<b>Nov. 4</b>	<b>The Citadel*</b>	<b>W, 42-13</b>
<i>Apps clinch at least a share of SoCon title, automatic playoff berth</i>		
<b>Nov. 11</b>	<b>at Western Carolina*</b>	<b>W, 31-9</b>
<i>Appalachian earns second-straight outright SoCon title with 20th win over WCU in last 22 meetings</i>		
<b>Nov. 25</b>	<b>Coastal Carolina<sup>^</sup></b>	<b>W, 45-28</b>
<i>Mountaineers jump out to 31-0 halftime lead and cruise to first-round win</i>		
<b>Dec. 2</b>	<b>Montana State<sup>^</sup></b>	<b>W, 38-17</b>
<i>Appalachian defense records seven sacks and limits MSU to just nine first downs in second-round win</i>		
<b>Dec. 9</b>	<b>Youngstown State<sup>^</sup></b>	<b>W, 49-24</b>
<i>Richardson (145) and Edwards (110) both rush for 100-plus yards to send Apps to Chattanooga</i>		
<b>Dec. 15</b>	<b>Massachusetts<sup>^</sup></b>	<b>W, 28-17</b>
<i>Richardson rushes for 179 yards and four touchdowns to give Apps back-to-back national titles</i>		

\* Southern Conference game  
<sup>^</sup> NCAA Division I Football Championship

DEC. 15, 2006 • FINLEY STADIUM • CHATTANOOGA, TENN.  
**NO. 1 APP STATE 28**  
**NO. 3 MASSACHUSETTS 17**

SCORING SUMMARY	1	2	3	4	F
MOUNTAINEERS	7	7	0	14	—
MINUTEMEN	7	0	3	7	—

ATTENDANCE: 22,808



**APPALACHIAN STATE 7 • UMass 3**  
**1:15 TO GO • FIRST QUARTER**

Both teams moved the ball with relative ease in the first 10 minutes of the second quarter, but all they had to show for it were swapped punts and a UMass interception deep in Appalachian territory. The Mountaineers got the ball for only the second time in the second period when they fielded a punt at their own 22 yard line with just over five minutes left to play in the opening half. On the first play of the series, Edwards connected with his favorite target, William Mayfield, for a 35-yard gain. From there, the Mountaineer trio of Richardson, Edwards and Devon Moore banged out the final 43 yards of the drive on the ground, capped by Richardson's six-yard scoring run off right tackle with 49 seconds to go before halftime. The Apps' 11-play, 78-yard drive took 4:19 off the clock and assured them of taking a seven-point lead into the locker room.



**APPALACHIAN STATE 14 • UMass 7**  
**0:49 TO GO • SECOND QUARTER**

After UMass knotted the contest at 14-14 with an 11-play, 81-yard scoring drive, Appalachian got the ball back on its own 29 with 4:12 left to play in the third quarter looking to put together a lengthy scoring drive of its own. Thanks in large part to Richardson, who amassed 48 of the Mountaineers' 71 yards on the possession, the Apps did just that, marching 71 yards in 13 plays. Richardson punctuated the scoring drive by powering four yards through the heart of the line and into the end zone for his 29th touchdown of the season, tying the NCAA Division I FCS record set by Colgate's Jamaal Branch in 16 games in 2003. More importantly, Richardson's third scoring run of the evening gave the Mountaineers a seven-point lead with 13:22 remaining in the ballgame.



**APPALACHIAN STATE 21 • UMass 14**  
**13:22 TO GO • FOURTH QUARTER**

When UMass cut the Mountaineers' lead to 21-17 on a 42-yard Chris Koepplin field goal with 8:46 to go, Appalachian State head coach Jerry Moore told quarterbacks coach Scott Satterfield, "We've got to run eight minutes off that clock." Satterfield replied, "We've got to score." Moore agreed. "I didn't say don't score. But we need to run some time off the clock." Richardson, who ran 11 times for 48 of Appalachian's 80 yards on the drive, made sure the Apps accomplished both goals. In all, thanks to Richardson's running and a key third-down completion from Edwards to fellow freshman Josh Johnson, Appalachian ran 6:46 off the clock on the victory-sealing drive, which culminated with Richardson's fourth touchdown of the evening. The two-yard dive was also Richardson's 30th TD of the season, setting a new NCAA Division I FCS single-season record. Following Richardson's score, UMass' last-ditch effort was thwarted when Corey Lynch picked off a Liam Coen pass with 42 seconds to play.



**APPALACHIAN STATE 28 • UMass 17**  
**1:51 TO GO • FOURTH QUARTER**

**"Mission accomplished. We came out this year with the target on our back, but we stayed focused and we came out and we played our game right to the very end."**

— 2006 NCAA Division I Championship MVP Kevin Richardson

100 YEARS  
 NCAA  
 2006 NCAA DIVISION I FOOTBALL CHAMPIONSHIP  
 Finley Stadium/Davenport Field  
 Chattanooga, Tennessee  
 University of Tennessee at Chattanooga Sports and Events Committee, hosts  
 December 15

**SCORING SUMMARY**  
**FIRST QUARTER**

11:49 UM Matt Lawrence 1 run (Chris Koepplin kick)  
 1:15 APP Kevin Richardson 45 run (Julian Rauch kick)

**SECOND QUARTER**

:49 APP Richardson 6 run (Rauch kick)

**THIRD QUARTER**

4:22 APP Brad Listorti 17 pass from Liam Coen (Koepplin kick)

**FOURTH QUARTER**

13:22 APP Richardson 4 run (Rauch kick)  
 8:46 UM Koepplin 42 field goal  
 1:51 APP Richardson 2 run (Rauch kick)

**TEAM STATISTICS**

	Appalachian State	UMass
First Downs	24	19
Rushes—Net Yards	53-285	32-151
Passing Yards	146	221
Passes (Comp-Att-Int)	12-19-1	20-33-2
Total Offense	431	372
Fumbles—Lost	0-0	0-0
Penalties—Yards	3-15	2-25
Punts—Avg	4-31.5	4-44.8
Punt Returns-Yards	3-36	1-2
Kickoff Returns-Yards	4-79	0-0
Interception Returns-Yards	2-23	1-0
Fumble Returns-Yards	0-0	0-0
Third-Down Efficiency	7 of 14	5 of 12
Fourth-Down Efficiency	2 of 2	1 of 1
Possession Time	33:10	26:50

**INDIVIDUAL STATISTICS**

**RUSHING** — APP: Richardson 30-179; Edwards 15-81; Moore 6-29; Team 2-(-4) **UMASS**: Baylark 24-133; Lawrence 2-13; Omar 1-8; Rancher 1-3; Coen 2-(-2); Washington 2-(-4).

**PASSING** — APP: Edwards 12-19-1, 146 yds. **UMASS**: Coen 20-33-2, 221 yds.

**RECEIVING** — APP: Mayfield 3-44; D. Jackson 3-44; Courman 3-25; J. Johnson 1-15; Richardson 1-14; Bettis 1-4 **UMASS**: Listorti 5-78; Moor 4-61; London 4-31; Baylark 3-24; Lawrence 2-14; Washington 1-7; Rancher 1-6.

**INTERCEPTIONS**—APP: M. Smith 1-6, C. Lynch 1-17. **UMASS**: J. Ihedigbo 1-0.

**APP DEFENSIVE STATS**—**Tackles**: J. Wiggins 7-1-8, C. Lynch 7-0-7, P. Banks 5-1-6, J. Touchstone 5-0-5, M. Murrell 3-1-4, M. Smith 3-1-4, J. Woazeah 3-0-3, C. Speer 3-0-3, O. Byrom 2-1-3, J. Roman 2-0-2, G. Tharrington 1-1-2, M. King 1-0-1, D. Orlebar 1-0-1. **Forced Fumbles**: None. **Fumble Recoveries**: None. **Tackles for Loss**: G., Tharrington 1-4, C. Lynch 1-3, P. Banks 1-1, J. Roman 1-1, M. Murrell 0.5-2, O. Byrom 0.5-2. **Sacks**: M. Murrell 0.5-2, O. Byrom 0.5-2. **PBUs**: None.



# 2007 NCAA DIVISION I FCS NATIONAL CHAMPIONS



## 13-2 OVERALL • 5-2 SoCon

2007 FCS CHAMPIONS

### ROSTER

No.	Name	Pos.	Class	No.	Name	Pos.	Class
61	Mario Acitelli	OL	So.	13	Mark LeGree	DB	Fr.
44	Cedric Baker	RB	Fr.	26	Richard Long	RB	Fr.
31	Pierre Banks	LB	Jr.	22	Leonard Love	DB	Jr.
3	Hans Batichon	WR	Sr.	86	Calan Lynch	WR	Fr.
72	Jonathan Bieschke	OL	Jr.	47	Corey Lynch	DB	Sr.
	Derek Binns	WR	Fr.	89	Don Maciel	DL	Fr.
79	Larry Blackwood	OL	Sr.	81	Clay McKnight	WR	Jr.
56	Bobby Bozzo	DL	Fr.	71	Pat Mills	OL	Fr.
29	Seth Breitenstein	DB	Sr.	20	Devon Moore	RB	So.
76	Kerry Brown	OL	Sr.	77	Jacob Newton	OL	Fr.
88	Nic Cardwell	TE	Sr.	86	Jim Bob Norman	WR	Sr.
17	Matt Cline	WR	Fr.	30	Brandon Olsen	LB	Fr.
60	Brad Coley	OL	Jr.	93	Daniel Pratl	DL	Fr.
12	T.J. Courman	WR	Jr.	8	Brian Quick	WR	Fr.
4	Anthony Cruver	DB	Jr.	91	Julian Rauch	PK/P	Sr.
24	Josh Davis	DB	Jr.	25	Jared Reine	DB	Fr.
14	Armanti Edwards	QB	So.	90	Matt Reyes	DL	Fr.
37	Blake Elder	WR	Fr.	28	Kevin Richardson	RB	Sr.
15	Trey Elder	QB	Sr.	46	Tony Robertson	DL	So.
58	Daniel Finnerty	DL	So.	40	Jacque Roman	LB	So.
54	Jabari Fletcher	DL	Fr.	52	Zack Roos	DL	Fr.
85	B.J. Frazier	WR	Fr.	70	Matt Ruff	OL	Fr.
64	Orry Frye	OL	Fr.	78	Cory Rycroft	DL	Jr.
5	Cortez Gilbert	DB	So.	41	Brandon Simpkins	TE	Jr.
	Michael Gossenreiter	LB	Fr.	50	Nick Sloan	OL	Fr.
75	David Guy	OL	Fr.	9	D.J. Smith	LB	Fr.
48	Brad Hardee	LB	Fr.	83	Josh Smith	RB	Fr.
73	Corbett Harris	OL	Fr.	27	Cam Speer	LB	Sr.
35	Trey Hennessee	TE	Jr.	10	Hunter Stewart	QB	So.
7	James Hill	WR	Jr.	66	Scott Suttle	OL	Sr.
16	CoCo Hillary	WR	Fr.	96	Gary Tharrington	DL	So.
67	John Holt	OL	Sr.	62	Xan Thomas	OL	Fr.
51	Sherman Holt	LB	Fr.	43	Brandon Thompson	LB	Fr.
36	Titus Howard	DB	Sr.	68	Olafur Torfason	DL	Fr.
57	Brett Irvin	OL	Fr.	6	Jerome Touchstone	DB	Sr.
2	Dexter Jackson	WR	Sr.		Nic Vannoy	TE	Fr.
33	Josh Jackson	RB	So.	39	Jason Vitaris	PK	Fr.
49	Chris Johnson	LB	Jr.	19	Tavaris Washington	WR	So.
82	Josh Johnson	WR	So.	99	Tim Washington	DL	Jr.
55	Justin Johnson	DL	So.	21	Robert Welton	RB	Fr.
92	Jason Jones	DL	Fr.	45	Coad Westra	LB	Fr.
84	Ben Jordan	TE	Fr.	65	Anthony White	DL	Fr.
	Josh Jurius	DL	Fr.	98	Anthony Williams	DL	So.
34	Adam Kassouf	P	So.	94	Anthony Wilson	DL	Fr.
63	Daniel Kilgore	OL	Fr.	59	Russell Wilson	LS	Sr.
80	Ben King	WR	Fr.	95	Gordy Witte	DT	Fr.
87	Brandon Knox	WR	So.	18	Justin Woazeah	DB	Sr.
11	Chase Laws	WR/LB	Sr.	97	Neil Young	P/PK	Jr.

### RESULTS

<b>Sept. 1</b>	<b>at Michigan</b>	<b>W, 34-32</b>
<i>Mountaineers shock the nation by becoming first FCS team to ever defeat a nationally ranked FBS team</i>		
<b>Sept. 8</b>	<b>Lenoir-Rhyne</b>	<b>W, 48-7</b>
<i>Mountaineers lead 38-0 with 6:43 to go in 2nd quarter and cruise to win in front of KBS-record 28,802</i>		
<b>Sept. 15</b>	<b>Northern Arizona</b>	<b>W, 34-21</b>
<i>Richardson catches seven passes for 122 yds. and two TDs (all career highs) in win</i>		
<b>Sept. 22</b>	<b>at Wofford*</b>	<b>L, 42-31</b>
<i>Terriers snap Apps' 17-game winning streak, which was the longest D-I streak in the nation (FCS or FBS)</i>		
<b>Sept. 29</b>	<b>at Elon*</b>	<b>W, 49-32</b>
<i>Appalachian registers 365 rushing yards, most since 2000</i>		
<b>Oct. 6</b>	<b>Gardner-Webb</b>	<b>W, 45-7</b>
<i>Richardson scores four touchdowns in second quarter to spark rout</i>		
<b>Oct. 20</b>	<b>Georgia Southern*</b>	<b>L, 38-35</b>
<i>Nation's longest home winning streak snapped at 30 with Mountaineers' first loss at The Rock since 11/30/02</i>		
<b>Oct. 27</b>	<b>at Furman*</b>	<b>W, 34-27</b>
<i>Mountaineers defeat rival Paladins for sixth time in last seven meetings</i>		
<b>Nov. 3</b>	<b>at The Citadel*</b>	<b>W, 45-24</b>
<i>Edwards rushes for school-record 291 yards, true freshman Smith records 16 tackles in victory</i>		
<b>Nov. 10</b>	<b>Western Carolina*</b>	<b>W, 79-35</b>
<i>Apps post most points and yards (743) since 1936 for 21st win in last 23 meetings vs. WCU</i>		
<b>Nov. 17</b>	<b>Chattanooga*</b>	<b>W, 37-17</b>
<i>Richardson becomes Appalachian's all-time leading rusher to help propel Apps to third-straight SoCon title</i>		
<b>Nov. 24</b>	<b>James Madison^</b>	<b>W, 28-27</b>
<i>Roman forces fumble inside App State 10 and Banks recovers with 22 seconds left to seal heart-stopping win</i>		
<b>Dec. 1</b>	<b>Eastern Washington^</b>	<b>W, 38-35</b>
<i>Mountaineers lead by 17 points with under 4:00 to go, hold on for quarterfinal triumph</i>		
<b>Dec. 7</b>	<b>Richmond^ (ESP2)</b>	<b>W, 55-35</b>
<i>Edwards torches Spiders for D-I QB record 313 rushing yards and accounts for 495 total yards and seven TD</i>		
<b>Dec. 14</b>	<b>vs. Delaware</b>	<b>W, 49-21</b>
<i>Mountaineers dominate Joe Flacco-led Blue Hens in all facets en route to unprecedented third-straight title</i>		

DEC. 14, 2007 • FINLEY STADIUM • CHATTANOOGA, TENN.

**DELAWARE** 21  
**APP STATE** 49

SCORING SUMMARY	1	2	3	4	F
BLUE HENS	0	7	7	7	—
MOUNTAINEERS	14	14	7	14	—

ATTENDANCE: 23,010



**APPALACHIAN STATE 7 • DELAWARE 0**  
**10:47 TO GO • FIRST QUARTER**

Delaware appeared to grab its first momentum of the evening when future first-round draft pick Joe Flacco tossed a 39-yard touchdown to Mark Duncan with 1:10 remaining before halftime, seemingly cutting Appalachian's lead to two touchdowns heading into the locker room. However, just 26 seconds later, the Mountaineers took the momentum back for good when Edwards found Dexter Jackson for a 72-yard touchdown that extended the Appalachian advantage back to 21 points. Delaware would get no closer the rest of the evening.

Unlike its first two trips to Chattanooga for the national championship game, Appalachian State wasted no time in getting on the board in the 2007 title tilt, as it forced Delaware to punt after a three-and-out on the opening possession then promptly marched 58 yards in just six plays to take a 7-0 lead. Buoyed by spectacular downfield blocking from his offensive linemen, Richardson took a screen pass from Armanti Edwards and needed to beat just one UD defender at the goal line.



**APPALACHIAN STATE 28 • DELAWARE 7**  
**0:44 TO GO • SECOND QUARTER**

With a 21-point lead early in the third quarter, Appalachian methodically marched down the field and capped a 14-play, 67-yard drive with an eight-yard touchdown pass from Edwards to Richardson. Richardson accounted for 29 of the drive's 67 yards, including the eight-yard touchdown play in which he snuck out of the backfield and down the left sideline completely unnoticed by the Blue Hen defense for what might have been the easiest of his 74 career scores. Richardson's eighth touchdown in three national championship games came on a six-yard run midway through the fourth quarter. Richardson was the workhorse once again on the scoring drive, as he picked up 51 yards on the possession and went over the 100-yard rushing plateau for the 19th time in his illustrious career.




**APPALACHIAN STATE 42 • DELAWARE 14**  
**6:02 TO GO • FOURTH QUARTER**

With Richardson and the majority of Appalachian's starters watching from the sideline, senior Trey Elder capped the rout with a 53-yard touchdown scamper that brought the Black and Gold contingent pouring out of the stands and onto the sidelines with more than three minutes still to play. In his last collegiate game, Richardson came up huge once again on FCS football's biggest stage, finishing with 145 total yards (118 rushing, 27 receiving) and three of Appalachian's nine touchdowns but the most memorable play of the evening was undoubtedly the touchdown run by Elder, who was Appalachian's starter behind center in the 2005 title-game victory over Northern Iowa but is best known for the unselfishness that he displayed in backing up a pair of all-America signal-callers in Richie Williams and Armanti Edwards during his four years in the Black and Gold.



**APPALACHIAN STATE 49 • DELAWARE 14**  
**3:29 TO GO • FOURTH QUARTER**



**SCORING SUMMARY**

**FIRST QUARTER**  
10:47 APP K. Richardson 19 yd pass from Armanti Edwards (Julian Rauch kick)  
4:15 APP Devon Moore 46 yd run (Julian Rauch kick)

**SECOND QUARTER**

10:22 APP Daniel Kilgore 0 yd fumble recovery (Julian Rauch kick)  
1:10 DEL Duncan 39 yd pass from Flacco (Striefsky kick)  
:44 APP Dexter Jackson 60 yd pass from Armanti Edwards (Julian Rauch kick)

**THIRD QUARTER**

4:56 APP K. Richardson 8 yd pass from Armanti Edwards (Julian Rauch kick)  
:54 DEL Cuff 1 yd run (Striefsky kick)

**FOURTH QUARTER**

6:02 APP K. Richardson 6 yd run (Julian Rauch kick)  
3:29 APP Trey Elder 53 yd run (Julian Rauch kick)  
3:18 DEL Duncan 75 yd kickoff return (Striefsky kick)

**TEAM STATISTICS**

	Delaware	Appalachian St.
First Downs	24	26
Rushes—Net Yards	31-98	61-358
Passing Yards	334	198
Passes (Comp-Att-Int)	23-48-0	9-15-0
Total Offense	432	556
Fumbles—Lost	0-0	0-0
Penalties—Yards	9-94	9-87
Punts—Avg	4-131	4-153
Punt Returns-Yards	1-6	2-(-7)
Kickoff Returns-Yards	8-189	4-64
Interception Returns-Yards	0-0	0-0
Fumble Returns-Yards	0-0	0-0
Third-Down Efficiency	7 of 16	7 of 12
Fourth-Down Efficiency	1 of 4	1 of 1
Possession Time	27:53	32:07

**INDIVIDUAL STATISTICS**

**RUSHING — DEL:** Cuff 21-84; Michaud 2-20; Flacco 7-(-1); Thaxton 1-(-5). **APP:** K. Richardson 22-118; Armanti Edwards 18-89; Trey Elder 2-71; Devon Moore 4-62; Josh Jackson 4-24; Tav. Washington 1-(-6); Daniel Kilgore 0-0.

**PASSING — DEL:** Flacco 23-48-0, 334 yds. **APP:** Armanti Edwards 9-15-0, 198 yds.

**RECEIVING — DEL:** Love 7-101; Duncan 7-83; Michaud 3-45; Cuff 3-41; Baker 2-49; Agnone 1-15. **APP:** Hans Baticchon 2-30; K. Richardson 2-27; Dexter Jackson 1-60; CoCo Hillary 1-41; Devon Moore 1-19; Josh Johnson 1-12; T.J. Courman 1-9.

**INTERCEPTIONS—UD:** None. **APP:** None.

**APP DEFENSIVE STATISTICS — Tackles:** D.J. Smith 5-5-10; Gilbert 5-4-9; Lynch 5-3-8; Howard 5-1-6; Roman 4-1-5; Banks 3-2-5; Williams 2-3-5; Touchstone 3-1-4; Robertson 1-2-3; LeGree 1-2-3; Hardee 1-1-2; Tharrington 1-1-2; Dowda 0-2-0; J. Jackson 0-2-2; Finnerty 0-2-2; Ti. Washington 1-0-1; Laws 1-0-1; Fletcher 1-0-1; Love 0-1-1; Wilson 0-1-1. **Forced Fumbles:** None. **Fumble Recoveries:** None. **Tackles for Loss:** Williams 2-8; Ti. Washington 1-7; Laws 1-6; Tharrington 1-3; D.J. Smith 1-2; Gilbert 1-1. **Sacks:** Washington 1-7; Laws 1-6; Williams 1-3; Tharrington 1-3. **PBUs:** Lynch 4; Howard 3; Touchstone; Robertson.


*"It means a lot because this is what you play for, to win championships. To do it three times is a heck of a way to go out."*

— Three-time national champion running back Kevin Richardson



# 2015 CAMELLIA BOWL CHAMPIONS

2015 BOWL CHAMPIONS



## 11-2 OVERALL • 7-1 SUN BELT

### ROSTER

No.	Name	Pos.	Class	No.	Name	Pos.	Class
18	Brad Absher	WR	Fr.	78	Chandler Greer	OL	Fr.
15	Mock Adams	WR	Fr.	44	Alanmichael Harkness	DL	Fr.
64	Bo Alexander	OL	Fr.	73	Davante Harris	OL	Sr.
22	Dustin Anderson	OLB	Jr.	17	Tae Hayes	DB	Fr.
5	Mykelti Armstrong	WR	Fr.	3	Deltron Hopkins	WR	Fr.
4	Jaylan Barbour	WR	Fr.	10	A.J. Howard	DB	So.
68	Brody Barrett	DL	Fr.		Colt Johnson	RB	Fr.
81	Bobo Beathard	WR	Sr.	74	Victor Johnson	OL	Fr.
49	Ronald Blair	DL	Sr.	13	Dante Jones	WR	So.
45	Eric Boggs	LB	So.	7	Malachi Jones	WR	Sr.
8	Josh Boyd	RB	Fr.	29	Aaron Krah	DB	Sr.
56	Thomas Bronson	DL	Sr.	11	Taylor Lamb	QB	So.
85	Barrett Burns	TE	Jr.	88	John Law	LB	Jr.
99	Stephen Burns	DL	Sr.	82	Zy Letman	WR	Jr.
16	Jaquil Capel	WR	Jr.	2	Ike Lewis	WR	So.
10	J.P. Caruso	QB	Fr.	76	Madison Malone	OL	Fr.
19	Nikia Cathey	RB	Fr.	59	Zach Matics	P/PK	Sr.
46	Bill Cecil	TE	So.	83	Simms McElfresh	WR	Sr.
60	Jesse Chapman	OL	Sr.	84	Montez McGuire	WR	Sr.
62	Hunter Cline	OL	Fr.	53	Cody McKinney	ILB	Jr.
75	Parker Collins	OL	Jr.	93	Elias McMurry	LS	Fr.
66	Jamie Collmar	OL/DL	Jr.	6	Shaedon Meadors	WR	So.
67	Shaq Counts	OL	Sr.	21	Doug Middleton	DB	Sr.
14	Marcus Cox	RB	Jr.	89	Michael Moll	TE	Jr.
91	Bentlee Critcher	P/PK	Jr.	25	Jalin Moore	RB	Fr.
36	Olawale Dada	DL	Jr.	61	Aidan Nesvisky	OL	Fr.
33	Eric Davidson	RB	Sr.	40	Nate Norwood	DL	Jr.
24	Akeem Davis	OLB	Fr.	50	Beau Nunn	OL	So.
55	Edward Davis	ILB	Fr.	80	Hunter Nunn	TE	So.
86	Levi Duffield	TE	So.	95	Devin Papeenheim	DL	Fr.
16	Jake Easter	QB	Fr.	18	Brandon Pinckney	DB	So.
52	Tobias Edge-Campbell	OL	Fr.	87	Colin Reed	TE	Fr.
96	Isaac Edwards	LS	Jr.	48	Dezmin Reed	OLB	Jr.
9	Austin Exford	DB	Fr.	41	Michael Rubino	PK	Fr.
97	Chris Favoroso	DL	Fr.	27	Junior Sigalo	DB	Fr.
28	Ricky Fergerson	RB	Fr.	42	Tee Sims	DL	Jr.
72	Tyson Fernandez	DL	Jr.	90	Tashion Singleton	DL	Jr.
63	Josh Filbey	OL	Fr.	94	Devin Slate	LS	Sr.
17	Curtis Fitch	QB	Fr.	54	Darian Small	DL	Jr.
58	Anthony Flory	ILB	Fr.	30	Oswaldo Sombo	OLB	Sr.
12	Jordan Ford	DB	Jr.	2	Zeb Speir	QB	Fr.
34	Desmond Franklin	DB	Fr.	92	Myquon Stout	DL	Fr.
51	Caleb Fuller	DL	So.	11	Devan Stringer	LB	So.
37	Teh'Ron Fuller	ILB	Fr.	77	Alex Taylor	OL	Fr.
16	Treyon Garnett	DB	So.	26	Josh Thomas	DB	Fr.
5	Latrell Gibbs	DB	So.	35	Toronto Thomas	ILB	Jr.
6	Kennan Gilchrist	DB	Jr.	31	Rashaad Townes	OLB	Jr.
47	Okon Godwin	OLB	Fr.	20	Terrence Upshaw	RB	So.
70	Colby Gossett	OL	So.	43	D.J. Ward	ILB	Sr.
3	Alex Gray	DB	Jr.	4	Mondo Williams	DB	Jr.
				39	Justin Wilson	DB	Fr.

### RESULTS

<b>Sept. 5</b>	<b>Howard</b>	<b>W, 49-0</b>
<i>Apps dominate Howard for first shutout in season opener since 1960, rack up over 600 of offense.</i>		
<b>Sept. 12</b>	<b>at Clemson</b>	<b>L, 41-10</b>
<i>Three interceptions help lead then-No. 12 Clemson's win over the Mountaineers.</i>		
<b>Sept. 26</b>	<b>at Old Dominion</b>	<b>W, 49-0</b>
<i>Mountaineers outgain ODU, 501-175, and hands the Monarchs their first-ever shutout at home.</i>		
<b>Oct. 3</b>	<b>Wyoming</b>	<b>W, 31-13</b>
<i>Big plays in all facets of the game help lead Apps past Cowboys in rain-soaked affair.</i>		
<b>Oct. 10</b>	<b>at Georgia State*</b>	<b>W, 37-3</b>
<i>Lamb throws for then season-high 291 yards with three touchdowns en route to App State's dominant win.</i>		
<b>Oct. 17</b>	<b>at UL Monroe*</b>	<b>W, 59-14</b>
<i>Black and Gold's 35-0 second-half pummeling propels the Apps to convincing road win.</i>		
<b>Oct. 22</b>	<b>Georgia Southern*</b>	<b>W, 31-13</b>
<i>Defense holds Georgia Southern to season-low 188 yards, snaps GASO's 11-game SBC win streak and becomes bowl eligible for first time in school history.</i>		
<b>Oct. 31</b>	<b>Troy*</b>	<b>W, 44-41<sup>3OT</sup></b>
<i>Apps stop Troy's fake field-goal attempt before Matics nails game-winner in third overtime.</i>		
<b>Nov. 5</b>	<b>Arkansas State*</b>	<b>L, 40-27</b>
<i>Red Wolves snap Apps' 10-game SBC win streak after outscoring Mountaineers 23-6 in second half.</i>		
<b>Nov. 14</b>	<b>at Idaho*</b>	<b>W, 47-20</b>
<i>Jalin Moore shatters freshman record with 244 yards on the ground.</i>		
<b>Nov. 28</b>	<b>UL Lafayette*</b>	<b>W, 28-7</b>
<i>App State's defense holds the Cajuns to 248 yards of total offense on Senior Day.</i>		
<b>Dec. 5</b>	<b>at South Alabama*</b>	<b>W, 34-27</b>
<i>Cox's season-high 192 yards help Appalachian slip past Jaguars on the road for the 10th win of the season.</i>		
<b>Dec. 19</b>	<b>vs. Ohio^</b>	<b>W, 31-29</b>
<i>Apps wins first-ever FBS bowl game after Matics hits field goal in the final seconds.</i>		

DEC. 19, 2015 • CRAMTON BOWL • MONTGOMERY, ALA.

# OHIO APP STATE

29  
31

SCORING SUMMARY	1	2	3	4	F
BOBCATS	0	17	7	5	—
MOUNTAINEERS	7	0	0	24	—
ATTENDANCE: 23,010					



**APPALACHIAN STATE 7 • OHIO 0  
7:17 TO GO • FIRST QUARTER**


However, the tide turned in the final 91 seconds of the half. On the first offensive play after Ohio's field goal, OU linebacker Quentin Poling picked off Lamb and returned the interception 20 yards for a touchdown to give the Bobcats a 10-7 lead. Things went from bad to worse five plays later when Lamb mishandled a snap and it was recovered by OU's Tony Porter at the App State 23 yard line. Two plays after the miscue, Ohio running back A.J. Ouellette rumbled in from seven yards out and, in the span of just 1:11, the Mountaineers' 7-0 lead had turned into a 17-7 halftime deficit.

After failing to connect on a 39-yard attempt on the first drive for the Apps, Taylor Lamb's 21 yard scamper from the Ohio's 21-yard line gave the Black and Gold a 7-0 lead in the opening period. Appalachian took advantage of an Ohio unsportsmanlike conduct penalty that put the ball in the Bobcats' territory. That was the lone score of the first quarter while it could've have been a 13-0 lead. Matics, who had missed just one field goal all season going into the game, failed to connect on two attempts. The Mountaineers held a commanding 188-33 advantage in total yardage through a quarter-and-a-half but, due mainly to the two errant field-goal attempts, led just 7-0.



**OHIO 17 • APPALACHIAN STATE 7  
0:20 TO GO • SECOND QUARTER**

Appalachian State's comeback began in earnest late in the third quarter when it started what would turn out to be an 11-play, 97-yard touchdown drive. The series was aided by an unnecessary roughness penalty on Ohio defensive back Toran Davis, who clocked wideout Dante Jones several steps after Jones was overthrown by Lamb on a third-and-seven play from the App State 44 yard line. Six plays later, Lamb found junior tight end Barrett Burns for a 17-yard touchdown pass that cut the deficit to 24-14.



**OHIO 29 • APPALACHIAN STATE 28  
1:47 TO GO • FOURTH QUARTER**

The monstrous comeback seemed unlikely when the Mountaineers entered the final period facing a 17-point deficit but they quickly turned the tables, scoring three touchdowns in a 1:56 span and taking a 28-24 advantage barely three minutes into the quarter. After App State's three-touchdown flurry, it was Ohio's turn to rally, which it did with a safety and a 21-yard field goal to retake a 29-28 lead with 1:47 to go. However, sophomore quarterback Taylor Lamb calmly led the Mountaineers on a nine-play, 73-yard drive over the final 107 seconds that culminated with Matics' 23-yard game-winner. Lamb accounted for 51 of the 73 yards on the game-winning drive, including a 32-yard run that moved Appalachian from its own 41 yard line all the way to the OU 27 with a minute left on the clock. The victory set a new record for victories by a team in its first season as a full-fledged member of NCAA Division I FBS (previously Division I-AA) after transitioning from Division I FCS (previously I-AA) and the first team to win a bowl game in its initial season as a full-fledged FBS squad.



**APPALACHIAN STATE 31 • OHIO 29  
FINAL**

*"I've been a part of football for a long, long time, but I've never been a part of a game like this."*

— Appalachian State head coach Scott Satterfield



2015 BOWL CHAMPIONS

**SCORING SUMMARY**

**FIRST QUARTER**

7:17 APP Taylor Lamb 21 yd run (Zach Matics kick)

**SECOND QUARTER**

1:31 OHIO J. Yazdani 36 yd field goal  
1:23 OHIO Quentin Poling 20 yd interception return (J. Yazdani Kick)  
:20 APP A.J. Ouellette 7 yd run (J. Yazdani kick)

**THIRD QUARTER**

8:06 OHIO Jovon Johnson 45 yd fumble recovery (J. Yazdani Kick)

**FOURTH QUARTER**

13:52 APP Barrett Burns 17-yd pass from Taylor Lamb (Zach Matics kick)  
13:10 APP Marcus Cox 26 yd run (Zach Matics kick)  
11:56 APP Barrett Burns 8-yd pass from Taylor Lamb (Zach Matics kick)  
6:06 OHIO Jovon Johnson Safety  
1:47 OHIO J. Yazdani 21 yd field goal  
0:00 APP Zach Matics 23 yd field goal

**TEAM STATISTICS**

	Ohio	Appalachian St.
First Downs	15	24
Rushes—Net Yards	36-107	49-303
Passing Yards	165	124
Passes (Comp-Att-Int)	15-29-2	13-26-1
Total Offense	272	427
Fumbles—Lost	2-1	2-2
Penalties—Yards	7-85	9-80
Punts—Avg	8-35.2	4-35.0
Punt Returns-Yards	0-0	0-0
Kickoff Returns-Yards	6-346	4-78
Interception Returns-Yards	1-20-1	2-11
Fumble Returns-Yards	1-45-1	1-20
Third-Down Efficiency	3 of 14	5 of 13
Fourth-Down Efficiency	1 of 1	0 of 1
Possession Time	30:06	29:54

**INDIVIDUAL STATISTICS**

**RUSHING** — OHIO: Ouellette 14-45; Sprague 10-35; White 7-25; Windham 1-2; Patterson 2-2. **APP:** Marcus Cox 24-162; Jalin Moore 13-96; Taylor Lamb 9-51; Terrence Upshaw 2-8; TEAM 1(-)14

**PASSING** — OHIO: Sprague 14-28-2, 132 yds; Windham 1-1, 33 yds. **APP:** Taylor Lamb 13-26-1, 124 yds 2 TD

**RECEIVING** — OHIO: White. **APP:** Simms McElfresh 5-42; Barrett Burns 3-32 1 TD; Malachi Jones 2-30; Bobo Beathard 1-10; Jaylan Barbour 1-10; Ike Lewis 1-0

**INTERCEPTIONS**—OHIO: Poling 1-20 1 TD. **APP:** Latrell Gibbs 1-11, Mondo Williams 1-0

**APP DEFENSIVE STATS**—**Tackles:** Devan Stringer 4-6-10; Eric Boggs 4-5-9; Latrell Gibbs 6-1-7; Kennan Gilchrist 4-3-7; D.J. Ward 3-2-5; Doug Middleton 2-3-5; Ronald Blair 3-1-4; Teh'Ron Fuller 3-0-3; Tae Hayes 2-1-3; Caleb Fuller 1-2-3; Nate Norwood 0-3-3; A.J. Howard 1-1-2; Alex Gray 1-0-1 Austin Exford 1-0-1; Osvaldo Sombo 0-1-1; Stephen Burns 0-1-1; Tyson Fernandez 0-1-1; Terrence Upshaw 0-1-1; Anthony Flory 0-1-1; Mondo Williams 0-1-1. **Forced Fumbles:** Ronald Blair; Teh'Ron Fuller. **Fumble Recoveries:** Ronald Blair. **Tackles for Loss:** Eric Boggs 1.0-5; Kennan Gilchrist 1.0-5; Ronald Blair 1.0-2; Tae Hayes 1.0-7; D.J. Ward 0.5-1; Osvaldo Sombo 0.5-0 **Sacks:** Eric Boggs, Kennan Gilchrist. **PBUs:** Latrell Gibbs 3; Doug Middleton 1; Tae Hayes; Stephen Burns 1; Jordan Ford 1.



# 2016 CAMELLIA BOWL CHAMPIONS

## 10-3 OVERALL • 7-1 SUN BELT



2016 BOWL CHAMPIONS

### ROSTER

No.	Name	Pos.	Class	No.	Name	Pos.	Class
18	Brad Absher	WR	Fr.	39	Miller Kirkpatrick	LB	Fr.
15	Mock Adams	WR	Fr.	11	Taylor Lamb	QB	Jr.
64	Jake Appling	OL	Fr.	88	John Law	ILB	Sr.
4	Jaylan Barbour	WR	So.	82	Zy Letman	WR	Fr.
68	Brody Barrett	DL	Fr.	11	Jeremy Level	DB	Fr.
45	Eric Boggs	LB	So.	2	Ike Lewis	WB	Jr.
85	Barrett Burns	TE	Sr.	76	Madison Malone	OL	So.
16	Jaquil Capel	WR	Sr.	97	Matthew McClurg	OL	So.
10	J.P. Caruso	QB	So.	89	Mitchell McClurg	TE	Fr.
46	Bill Cecil	TE	Jr.	93	Elias McMurry	LS	So.
26	K.J. Chamberlain	DB	Fr.	6	Shaedon Meadors	WR	Jr.
75	Parker Collins	OL	Sr.	43	Ryan Miller	ILB	Fr.
66	Jamie Collmar	OL/DL	Sr.	25	Jalin Moore	RB	So.
53	Noel Cook	OLB	Fr.	61	Aidan Nesvisky	OL	Fr.
14	Marcus Cox	RB	Sr.	58	Ryan Neuzil	OL	Fr.
91	Bentlee Critcher	P/PK	Sr.	40	Nate Norwood	DL	Sr.
24	Akeem Davis	OLB	Fr.	50	Beau Nunn	OL	Jr.
55	Edward Davis	ILB	Fr.	80	Hunter Nunn	TE	Sr.
21	Aris Duffey	DB	Fr.	20	Cameron Pack	OLB	Fr.
86	Levi Duffield	TE	Jr.	95	Devin Papeheim	DL	Fr.
9	Jake Easter	QB	Fr.	12	Brandon Pinckney	DB	Jr.
52	Tobias Edge-Campbell	OL	So.	20	A'Darius Purifoy	DB	Fr.
19	Darrynton Evans	ATH	Fr.	87	Collin Reed	TE	Fr.
9	Austin Exford	DB	So.	48	Dezmin Reed	DL	Sr.
59	Jordan Fehr	OLB	Fr.	63	Ivan Reyes	OL	Fr.
72	Tyson Fernandez	DL	Sr.	84	Crisjohn Roscoe	WR	Fr.
98	Josh Filbey	OL	Fr.	41	Michael Rubino	PK	Fr.
17	Curtis Fitch	QB	So.	42	Tee Sims	DL	Sr.
44	Anthony Flory	ILB	Fr.	54	Darian Small	DL	Sr.
12	Jordan Ford	DB	Jr.	36	Kaiden Smith	DB	Fr.
34	Desmond Franklin	DB	Fr.	2	Zeb Speir	QB	Fr.
51	Caleb Fuller	DL	So.	91	Caleb Spurlin	DL	Fr.
37	Teh'Ron Fuller	ILB	Fr.	57	Chandler Staton	K	Fr.
16	Treyon Garnett	DB	So.	92	Myquon Stout	DL	So.
5	Latrell Gibbs	DB	So.	28	Devan Stringer	OLB	Jr.
6	Kennan Gilchrist	DB	Jr.	77	Alex Taylor	OL	Fr.
47	Okon Godwin	OLB	Fr.	7	Josh Thomas	DB	So.
83	Mykel Golden	WR	Sr.	35	Toronto Thomas	ILB	Sr.
70	Colby Gossett	OL	Jr.	12	Zac Thomas	QB	Fr.
3	Alex Gray	DB	Sr.	31	Rashaad Townes	ILB	Jr.
78	Chandler Greer	OL	So.	30	George Vinson	TE	Jr.
79	Will Hardin	OL	Fr.	81	Jalen Virgil	WR	Fr.
17	Tae Hayes	DB	So.	88	T.J. Watkins	WR	Fr.
3	Deltron Hopkins	WR	WR	55	Matt Williams	OL	Fr.
10	A.J. Howard	DB	Jr.	4	Mondo Williams	DB	Sr.
7	Jacob Huesman	QB	Fr.	27	Marcus Williams Jr.	RB	Fr.
99	John "Baer" Hunter	DL	Fr.	90	Chris Willis	DL	Sr.
18	Shemar Jean-Charles	DB	Fr.	60	Logan Wright	OL	Fr.
74	Victor Johnson	OL	Fr.				
13	Dante Jones	WR	Jr.				

### RESULTS

<b>Sept. 1</b>	<b>No. 9 Tennessee</b>	<b>L, 20-13</b>
<i>Vols need overtime touchdown to fend off Mountaineers in Knoxville</i>		
<b>Sept. 10</b>	<b>Old Dominion</b>	<b>W, 31-7</b>
<i>Mountaineers dominate on both sides of the ball in home opener.</i>		
<b>Sept. 17</b>	<b>Miami</b>	<b>L, 45-10</b>
<i>Hurricanes' hot start dooms App State in first-ever home game against Power 5 program.</i>		
<b>Sept. 24</b>	<b>at Akron</b>	<b>W, 45-38</b>
<i>Jalin Moore rumbles for career-high 257 yards in high-scoring road win against the Zips.</i>		
<b>Oct. 1</b>	<b>Georgia State*</b>	<b>W, 17-3</b>
<i>Four interceptions and a stout defensive effort leads to 14-point triumph in Sun Belt opener.</i>		
<b>Oct. 12</b>	<b>Louisiana*</b>	<b>W, 24-0</b>
<i>App's strong first-half start leads to first home shutout for the Ragin' Cajuns since 2002.</i>		
<b>Oct. 22</b>	<b>Idaho*</b>	<b>W, 37-19</b>
<i>Freshman Clifton Duck has a coming out party with two picks and a touchdown to help App start 3-0 in conference action.</i>		
<b>Oct. 27</b>	<b>at Georgia Southern*</b>	<b>W, 34-10</b>
<i>The Black and Gold becomes bowl eligible for second straight season after routing archival in Statesboro.</i>		
<b>Nov. 5</b>	<b>Texas State*</b>	<b>W, 35-10</b>
<i>Taylor Lamb ties a career-high four touchdowns as Apps score at least 34 points in third straight game.</i>		
<b>Nov. 12</b>	<b>at Troy*</b>	<b>L, 28-24</b>
<i>Trojans score last-minute touchdown in battle of unbeatens.</i>		
<b>Nov. 19</b>	<b>UL Monroe*</b>	<b>W, 42-17</b>
<i>Marcus Cox sets career rushing record with 153 yards on the ground and three touchdowns.</i>		
<b>Nov. 26</b>	<b>at New Mexico State</b>	<b>W, 37-7</b>
<i>Appalachian captures first Sun Belt Conference title after an impressive effort on the road.</i>		
<b>Dec. 17</b>	<b>vs. Toledo^</b>	<b>W, 31-28</b>
<i>App State wins thrilling Camellia Bowl for second-straight season thanks to Michael Rubino's field goal with 5:14 remaining.</i>		



DEC. 17, 2016 • CRAMTON BOWL • MONTGOMERY, ALA.

APP STATE  
TOLEDO

31  
28

SCORING SUMMARY	1	2	3	4	F
MOUNTAINEERS	7	7	14	3	31
ROCKETS	7	7	14	0	28

ATTENDANCE: 20,500



APPALACHIAN STATE 7 • TOLEDO 0  
8:31 TO GO • FIRST QUARTER

Appalachian State forced a three-and-out to open the Camellia Bowl, then took its opening drive and marched 72 yards for a touchdown. Sun Belt Offensive Player of the Year Jalin Moore's 11-yard run on the first play got the Mountaineers going, and Zy Letman drew a pass interference penalty on third down to prolong a drive. App State scored when Deltron Hopkins took a forward flip from Taylor Lamb and raced 16 yards around right end.

APPALACHIAN STATE 14 • TOLEDO 7  
6:03 TO GO • SECOND QUARTER

Toledo quickly answered Appalachian State's first touchdown, as junior quarterback Logan Woodside connected with Corey Jones for 58 yards on the first play of the next drive, setting up a 15-yard touchdown reception by tight end Michael Roberts.

Marcus Cox eclipsed 5,000 career rushing yards on a 20-yard carry to close out the first quarter, and his 52nd career touchdown came on a 13-yard sprint around left end to give App State a 14-7 lead with just over six minutes left to play until halftime.



APPALACHIAN STATE 21 • TOLEDO 14  
8:04 TO GO • THIRD QUARTER

Toledo's Woodside found Cody Thompson for 25 yards on a corner route that set up a 26-yard touchdown run by Kareem Hunt to knot the score at 14-14 a few minutes before halftime.

App State, which ran twice as many plays as the Rockets in the opening half and outgained them 242-172, moved ahead 21-14 when Lamb capped a nine-play, 69-yard drive by racing into the end zone from 13 yards out on a fourth-and-1 play. It was part of a 126-yard rushing performance on nine carries from Lamb, who gave App State two 100-yard rushers.



APP STATE 28 • TOLEDO 21  
2:16 TO GO • THIRD QUARTER

Toledo's Woodside hit Thompson for a 4-yard touchdown to tie the game at 21-21 late in the third quarter, but true freshman Darrynton Evans returned the ensuing kickoff 94 yards for a touchdown.

It was the first college touchdown for the 2016 graduate of New Smyrna Beach High School in Florida. He was App State's primary kickoff returner, but he also spent time at running back and wide receiver for the Mountaineers.



APPALACHIAN STATE 31 • TOLEDO 28  
5:14 TO GO • FOURTH QUARTER

Woodside found Thompson again on the next drive for 58 yards to set up Hunt's 1-yard TD leap in the last minute of the third quarter, creating the fourth and final tie at 28-28.

App State's Michael Rubino connected on a 39-yard field goal with 5:14 remaining, and Toledo moved inside the App 10 with less than two minutes left. Senior linebacker John Law and Montgomery native Josh Thomas made a stop for no gain on a third-and-2 play from the 8 to force a field-goal attempt, and Jameson Vest pushed the 30-yarder wide right after Toledo took a delay-of-game penalty.

Cox was 2 yards shy of posting his fourth straight 1,000-yard season when he sealed the outcome with a 10-yard gain on the first play of the final series.



APPALACHIAN STATE 31 • TOLEDO 28  
FINAL



SCORING SUMMARY

FIRST QUARTER

8:31 APP Deltron Hopkins 16-yd pass from Taylor Lamb (Michael Rubino kick)  
6:59 TOLEDO Michael Roberts 15-yd pass from Logan Woodside (Jameson Vest kick)

SECOND QUARTER

6:03 APP Marcus Cox 13-yd run (Michael Rubino kick)  
2:45 TOLEDO Kareem Hunt 26-yd run (Jameson Vest kick)

THIRD QUARTER

8:04 APP Taylor Lamb 13-yd run (Michael Rubino kick)  
2:30 TOLEDO Cody Thompson 4-yd pass from Logan Woodside (Jameson Vest kick)  
2:16 APP Darrynton Evans 94-yd kickoff return (Michael Rubino kick)  
0:43 TOLEDO Kareem Hunt 1-yd run (Jameson Vest kick)

FOURTH QUARTER

5:14 APP Michael Rubino 39-yd field goal

TEAM STATISTICS

	Toledo	Appalachian St.
First Downs	14	25
Rushes—Net Yards	28-127	49-297
Passing Yards	247	119
Passes (Comp-Att-Int)	18-26-0	14-33-0
Total Offense	374	416
Fumbles—Lost	0-0	0-0
Penalties—Yards	7-62	2-21
Punts—Avg	7-43	6-36.5
Punt Returns-Yards	1-25	0-0
Kickoff Returns-Yards	2-52	3-124
Interception Returns-Yards	0-0	0-0
Fumble Returns-Yards	0-0	0-0
Third-Down Efficiency	4 of 12	8 of 19
Fourth-Down Efficiency	0 of 0	1 of 2
Possession Time	24:16	35:44

INDIVIDUAL STATISTICS

**RUSHING — TOLEDO:** Hunt 22-120; Jones-Moore 3-8; Woodside 3(-)-1. **APP:** Marcus Cox 22-143; Taylor Lamb 9-126; Jalin Moore 16-35; Ike Lewis 1(-)-4; TEAM 1(-)-3

**PASSING — TOLEDO:** Woodside 18-26-0, 247 yds, 2 TD. **APP:** Taylor Lamb 14-32-0, 119 yds, 1 TD

**RECEIVING — TOLEDO:** Jones 6-72; Thompson 5-99; Hunt 2-26; Johnson 2-22; Roberts 2-19; Swanson 1-9. **APP:** Ike Lewis 2-24; Deltron Hopkins 2-19; Barrett Burns 2-19; Shaedon Meadors 2-18; Marcus Cox 2-10; Dante Jones 2-9; Zy Letman 1-11; Jaquill Capel 1-9

**APP DEFENSIVE STATS — Tackles:** John Law 6-5-11; Kennan Gilchrist 4-5-9; Eric Boggs 2-4-6; Alex Gray 3-1-4; Clifton Duck 2-1-3; Josh Thomas 1-2-3; Nate Norwood 1-2-3; A.J. Howard 1-1-2; Caleb Fuller 1-1-2; Devan Stringer 1-1-2; Tee Sims 1-1-2; Mondo Williams 1-1-2; Dezmin Reed 1-0-1; Austin Exford 1-0-1; Myquon Stout 0-1-1; Darrynton Evans 1-0-1; Akeem Davis 0-1-1. **Tackles for Loss:** John Law 1.0-1; Caleb Fuller 1.0-2; Tee Sims 1.0-7; Dezmin Reed 1.0-1; Myquon Stout 1.0-1. **Sacks:** Tee Sims, Myquon Stout.

*"It was a great college football game. When it comes down to the end like that, it takes the small things to win."*

— App State head coach Scott Satterfield



# 2017 DOLLAR GENERAL BOWL CHAMPIONS



## 9-4 OVERALL • 7-1 SUN BELT

2017 BOWL CHAMPIONS

### ROSTER

No.	Name	Pos.	Ht.	Wt.	Class	No.	Name	Pos.	Ht.	Wt.	Class
2	Ike Lewis	WR	5-10	180	Sr.	47	Okon Godwin	DL	6-2	250	Jr.
2	Zeb Speir	QB	6-2	204	So.	48	Demetrius Taylor	LB	6-1	240	Fr.
4	Clifton Duck	DB	5-10	175	So.	50	Beau Nunn	OL	6-4	300	Sr.
5	Thomas Hennigan	WR	6-2	210	Fr.	51	Caleb Fuller	DL	6-0	241	Sr.
6	Desmond Franklin	DB	6-2	200	So.	52	Tobias Edge-Campbell	OL	6-2	295	Jr.
7	Jacob Huesman	QB	6-3	206	RFr.	52	D'Marco Jackson	LB	6-1	205	Fr.
7	Josh Thomas	DB	6-0	209	Jr.	53	Noel Cook	OLB	6-0	213	So.
8	Shemar Jean-Charles	DB	5-11	188	RFr.	54	Jermaine McDaniel Jr.	OLB	6-3	235	Fr.
9	Austin Exford	DB	6-2	200	Jr.	55	Matt Williams	OL	6-6	280	RFr.
9	Jake Easter	WR	6-2	190	So.	56	Nate Haskins	OL	6-5	280	RFr.
10	A.J. Howard	DB	5-11	200	Sr.	57	Elijah Diarrassouba	DL	6-0	250	RFr.
10	Tanner Wilson	QB	6-2	218	Fr.	58	Ryan Neuzil	OL	6-3	280	RFr.
11	Taylor Lamb	QB	6-2	200	Sr.	59	Jordan Fehr	ILB	6-2	220	SO.
11	Jeremy Level	DB	6-2	195	RFr.	60	Noah Hannon	OL	6-2	265	Fr.
12	Brandon Pinckney	DB	6-0	190	Sr.	61	Aidan Nesvisky	OL	6-4	260	RFr.
12	Zac Thomas	QB	6-2	205	RFr.	63	Ivan Reyes	OL	6-1	290	RFr.
13	Peyton Derrick	QB	6-2	185	Fr.	64	Jake Appling	OL	6-3	295	Fr.
13	Dante Jones	WR	5-11	185	Sr.	65	Gage Blackston	OL	6-4	285	Fr.
14	Malik Williams	WR	5-11	180	Fr.	67	Logan Wright	OL	6-4	305	RFr.
15	Mock Adams	WR	6-4	205	So.	68	Brody Barrett	DL	6-3	290	So.
16	De'Vonta Smith	RB	5-11	185	Fr.	69	Joe Hartung	OL	6-4	262	Fr.
17	Curtis Fitch	QB	6-0	195	Jr.	70	Colby Gossett	OL	6-6	320	Sr.
17	Tae Hayes	DB	5-11	185	Jr.	73	Cole Garrison	OL	6-4	280	RFr.
18	Brad Absher	WR	5-10	177	Jr.	74	Brock Macaulay	OL	6-6	290	Sr.
19	Daetrich Harrington	RB	6-0	195	Fr.	75	Victor Johnson	OL	6-5	290	So.
19	John Jennings	WR	6-3	190	Fr.	76	Madison Malone	OL	6-5	280	Jr.
20	Blythe Hall	LB	6-2	205	So.	78	Chandler Greer	OL	6-5	280	Jr.
20	A'Darius Purifoy	WR	6-0	195	RFr.	79	Will Hardin	OL	6-2	295	So.
21	Terrence Upshaw	RB	5-10	210	Sr.	80	Corey Sutton	WR	6-3	200	RSO.
22	Brock Gusler	WR	5-9	175	Fr.	81	Jalen Virgil	WR	6-2	210	RFr.
22	D'Andre Hicks	DB	5-10	175	Fr.	82	Zy Letman	WR	6-3	207	Sr.
24	Akeem Davis-Gaither	OLB	6-2	210	So.	83	Jake Henry	WR	5-11	175	Fr.
25	Jalin Moore	RB	5-11	205	Jr.	84	Crisjohn Roscoe	WR	6-2	213	RFr.
26	Marcus Williams Jr.	RB	5-10	200	RFr.	85	Zeke Brandle	TE	6-5	255	Fr.
27	DeMarcus Harper	RB	5-11	190	Fr.	86	Levi Duffield	TE	6-2	235	Sr.
28	Devan Stringer	OLB	5-11	208	Sr.	87	Collin Reed	TE	6-3	240	So.
29	Devonte Harrison	OLB	6-1	195	RFr.	88	Cameron Pack	DL	6-3	210	RFr.
30	Michael Queen	WR	6-1	204	Fr.	88	T.J. Watkins	WR	6-1	190	Sr.
31	Rashaad Townes	OLB	6-2	230	Sr.	90	Chris Willis	DL	6-2	252	RFr.
33	Edward Davis	ILB	6-0	230	So.	91	Chandler Staton	K	5-11	185	RFr.
34	Shaun Jolly	DB	5-10	170	Fr.	91	Tommy Dawkins	DL	6-1	220	RFr.
35	Steven Jones	DB	5-10	180	Fr.	92	Myquon Stout	DL	6-1	286	Jr.
36	Kaiden Smith	DB	6-1	198	RFr.	93	Elias McMurry	LS	6-1	232	Jr.
39	Xavier Subotsch	P	6-2	200	Fr.	94	Rylee Critcher	P	6-0	205	RFr.
40	Tim Frizzell	LB	6-2	223	Fr.	94	Josh Houser	DL	6-2	260	So.
41	Michael Rubino	PK	6-3	210	So.	95	Devin Papenheim	TE	6-6	262	So.
42	Tee Sims	DL	6-3	265	Sr.	96	Markell Clark	DL	6-2	264	Fr.
43	Clayton Howell	P	6-0	185	Fr.	97	Caleb Spurlin	DL	5-10	246	RFr.
44	Anthony Flory	ILB	6-2	235	Jr.	98	E.J. Scott	DL	6-2	280	So.
45	Eric Boggs	ILB	6-3	235	Sr.	99	Baer Hunter	DL	6-3	280	RFr.
46	Bill Cecil	TE	6-0	225	Sr.						

### RESULTS

<b>Sept. 2</b>	<b>at No. 15 Georgia</b>	<b>L, 31-10</b>
<i>INTs by Desmond Franklin and Jordan Fehr set up App State's two scores against the eventual FBS runner-up.</i>		
<b>Sept. 9</b>	<b>Savannah State</b>	<b>W, 54-7</b>
<i>Taylor Lamb tied Appalachian State's single-game record by throwing five touchdown passes.</i>		
<b>Sept. 16</b>	<b>at Texas State*</b>	<b>W, 20-13</b>
<i>Senior safety A.J. Howard made a tackle at the 1-yard line on the final play of App State's Sun Belt opener.</i>		
<b>Sept. 23</b>	<b>Wake Forest</b>	<b>L, 20-19</b>
<i>Wake Forest blocked a 39-yard field goal attempt with five seconds left and a record 35,126 fans in attendance.</i>		
<b>Oct. 7</b>	<b>New Mexico State*</b>	<b>W, 45-31</b>
<i>App State's defense set a school record with six INTs, and Jalin Moore rushed for 241 yards in the comeback win.</i>		
<b>Oct. 14</b>	<b>at Idaho*</b>	<b>W, 23-20</b>
<i>The Mountaineers trailed 20-0 in the third quarter, but Michael Rubino made a go-ahead FG with 7:24 left.</i>		
<b>Oct. 21</b>	<b>Coastal Carolina*</b>	<b>W, 37-29</b>
<i>Taylor Lamb became the school's leader in career TD passes and threw for 427 yards in the comeback victory.</i>		
<b>Oct. 28</b>	<b>at UMass</b>	<b>L, 30-27 (2OT)</b>
<i>UMass' Logan Laurent forced OT by hitting a 45-yard field goal and hit a 36-yard field goal in the second OT.</i>		
<b>Nov. 4</b>	<b>at ULM*</b>	<b>L, 52-45</b>
<i>Taylor Lamb's third TD pass to Ike Lewis tied the game in the last minute, but ULM got a 50-yard TD pass with 23 seconds left to hand App State its only Sun Belt loss.</i>		
<b>Nov. 9</b>	<b>Georgia Southern*</b>	<b>W, 27-6</b>
<i>Taylor Lamb threw two touchdown passes, and App State's defense held Georgia Southern to 191 yards.</i>		
<b>Nov. 25</b>	<b>at Georgia State*</b>	<b>W, 31-10</b>
<i>Jalin Moore accounted for 239 of App State's 323 rushing yards and A.J. Howard had a 61-yard interception return.</i>		
<b>Dec. 2</b>	<b>Louisiana*</b>	<b>W, 63-14</b>
<i>Thomas Hennigan tied a school record by catching four touchdown passes as App State clinched a Sun Belt title.</i>		
<b>Dec. 23</b>	<b>vs. Toledo^</b>	<b>W, 34-0</b>
<i>App State improves to 3-0 in bowl games and earns a bowl win against Toledo for the second straight year with a shutout of the high-scoring Rockets.</i>		

DEC. 23, 2017 • LADD-PEEBLES STADIUM • MOBILE, ALA.

APP STATE 34  
TOLEDO 0

SCORING SUMMARY	1	2	3	4	F
MOUNTAINEERS	7	13	7	7	—
ROCKETS	0	0	0	0	—
ATTENDANCE: 28,706					



APPALACHIAN STATE 7 • TOLEDO 0  
4:06 TO GO • FIRST QUARTER

With five minutes left in the opening quarter, Toledo began its second drive at its own 38, and App State linebacker Anthony Flory intercepted Logan Woodside's pass near midfield before returning the ball 19 yards to the Rockets' 36.

Jalin Moore covered all 36 yards with four rushes, using back-to-back gains of 15 and 10 to set up a 7-yard touchdown that started a one-sided rematch.

APPALACHIAN STATE 14 • TOLEDO 0  
13:51 TO GO • SECOND QUARTER

App State forced a three-and-out after its initial touchdown and responded with an eight-play, 64-yard march.

True freshman Daetrich Harrington's 16-yard run moved the Mountaineers into Toledo territory, and senior quarterback Taylor Lamb's 23-yard connection with Ike Lewis set up a first down from the 13. Runs of 6 and 7 yards by Moore pushed App State into the end zone once again.



APPALACHIAN STATE 20 • TOLEDO 0  
HALFTIME

Another three-and-out helped by a quarterback hurry from Flory allowed App State to start its next possession at its 38, and a 35-yard run by Harrington moved the ball from near midfield to Toledo's 20.

Chandler Staton converted a 29-yard field goal, and the Mountaineers quickly regained possession thanks to Kaiden Smith's forced fumble on a kickoff return.


Austin Exford recovered the ball at Toledo's 14, and Staton added a 23-yard field goal with 5:52 left in the half.



APP STATE 27 • TOLEDO 0  
8:14 TO GO • THIRD QUARTER

Toledo, trailing by 20, threatened to get back into the game by driving to the App State 37 on the first series of the second half.

Desmond Franklin's interception of a deep throw near the end zone, followed by his 35-yard return, ended the Rockets' best scoring chance. Seven plays later, Moore raced into the end zone from 31 yards out to post his third touchdown and clinch the Dollar General Bowl MVP award.



APPALACHIAN STATE 34 • TOLEDO 0  
14:54 TO GO • FOURTH QUARTER

After Moore's third touchdown, the Mountaineers' defense put up two more three-and-outs, with Caleb Fuller and Eric Boggs combining on a sack that cause the Rockets to punt from their own 13. Freshman receiver Malik Williams opened the final period by scoring on a 3-yard run in which he had the option to pass to Lamb, who was covered.

Capped by Clifton Duck's sixth pick of the year, App State's defense forced Woodside into the first three-interception game of his career while recording four sacks and limiting Toledo to 146 total yards — 364 below its season average.

The Mountaineers notched their second postseason shutout in the modern era while joining Clemson and Alabama as the only FBS programs with a bowl shutout since 2010.



APPALACHIAN STATE 34 • TOLEDO 0  
FINAL

APPALACHIAN STATE UNIVERSITY VS. THE UNIVERSITY OF TOLEDO

DECEMBER 23, 2017  
LADD-PEEBLES STADIUM  
MOBILE, ALABAMA

DOLLAR GENERAL BOWL

FBA

SCORING SUMMARY

FIRST QUARTER	APP	TOLEDO
4:06	APP	Jalin Moore 7-yd run (Chandler Staton kick)
SECOND QUARTER		
13:51	APP	Jalin Moore 7-yd run (Chandler Staton kick)
8:09	APP	Chandler Staton 29-yd field goal
5:52	APP	Chandler Staton 23-yd field goal
THIRD QUARTER		
8:14	APP	Jalin Moore 31-yd run (Chandler Staton kick)
FOURTH QUARTER		
14:54	APP	Malik Williams 3-yd run (Chandler Staton kick)

TEAM STATISTICS

	Appalachian St.	Toledo
First Downs	23	8
Rushes—Net Yards	53-327	21-22
Passing Yards	131	124
Passes (Comp-Att-Int)	8-17-0	16-29-3
Total Offense	458	146
Fumbles—Lost	1-0	2-1
Penalties—Yards	4-25	5-35
Punts—Avg	3-41.0	8-42.5
Punt Returns-Yards	1-(-1)	2-5
Kickoff Returns-Yards	1-23	3-24
Interception Returns-Yards	3-54	0-0
Fumble Returns-Yards	0-0	0-0
Third-Down Efficiency	3 of 13	2 of 12
Fourth-Down Efficiency	1 of 3	1 of 1
Possession Time	35:50	24:10

INDIVIDUAL STATISTICS

**RUSHING — APP:** Jalin Moore 22-125; Daetrich Harrington 9-72; Marcus Williams Jr. 9-68; Taylor Lamb 8-45; Ike Lewis 1-10; DeMarcus Harper 3-4; Malik Williams 1-3. **TOLEDO:** Swanson 11-44; Thompkins 2-11; Seymour 3-(-2); Woodside 5-(-31)

**PASSING — APP:** Taylor Lamb 8-16-0, 119 yds; Malik Williams 0-1-0, 0 yds. **TOLEDO:** Woodside 16-29-3, 124 yds

**RECEIVING — APP:** Ike Lewis 4-67; Thomas Hennigan 1-29; Daetrich Harrington 1-15; Jalen Virgil 1-13; Collin Reed 1-7. **TOLEDO:** Swanson 3-26; Seymour 3-14; Fisher 2-29; Johnson 2-21; Thompkins 2-13; Phillips 2-(-1); Johnson 1-14; McKinley-Lewis 1-8

**APP DEFENSIVE STATS — Tackles:** Anthony Flory 4-4-8, Tae Hayes 2-3-5, Eric Boggs 0-5-5, Devan Stringer 2-2-4, Noel Cook 2-2-4, Caleb Fuller 2-2-4, Desmond Franklin 1-3-4, Akeem Davis-Gaither 1-3-4, A.J. Howard 2-1-3, Myquon Stout 1-2-3, Austin Exford 1-2-3, Clifton Duck 1-1-2, Okon Godwin 1-0-1, Kaiden Smith 1-0-1, Brad Absher 0-1-1, Edward Davis 0-1-1, Markell Clark 0-1-1, Tim Frizzell 0-1-1. **Tackles for Loss:** Caleb Fuller 3-0-12, Okon Godwin 1-0-11, Devan Stringer 1-0-10, A.J. Howard 1-0-1, Eric Boggs 0-5-4, Markell Clark 0-5-1. **Sacks:** Caleb Fuller 1-5-9, Devan Stringer 1-0-10, Okon Godwin 1-0-11, Eric Boggs 0-5-4. **Interceptions:** Anthony Flory 1-19, Desmond Franklin 1-35, Clifton Duck 1-0. **Forced fumbles:** Kaiden Smith. **Fumble recoveries:** Austin Exford

*"These guys have put in the work. I'm just glad that they've been able to reap the benefits, particularly our seniors."*

— App State head coach Scott Satterfield



# 2018 NEW ORLEANS BOWL CHAMPIONS



## 11-2 OVERALL • 7-1 SUN BELT (TITLE GAME CHAMP)

2018 BOWL CHAMPIONS

### ROSTER

No.	Name	Pos.	Ht.	Wt.	Class	No.	Name	Pos.	Ht.	Wt.	Class
2	Zeb Speir	QB	6-2	203	Sr.	43	Hansky Paillant	DL	6-2	224	Fr.
2	Corey Sutton	WR	6-3	205	So.	44	Anthony Flory	LB	6-1	232	Sr.
3	Darrynton Evans	RB	5-11	191	So.	45	Trey Cobb	LB	6-2	220	Fr.
4	Clifton Duck	DB	5-10	170	Jr.	46	Chris Washington	DL	5-11	277	Fr.
4	Dominique Heath	WR	5-9	166	Sr.	47	Okon Godwin	DL	6-1	250	Sr.
5	Thomas Hennigan	WR	6-1	206	So.	48	Demetrius Taylor	DL	6-1	260	So.
6	Desmond Franklin	DB	6-0	200	Jr.	49	Blythe Hall	LB	6-2	200	So.
6	Cameron Peoples	RB	6-2	202	Fr.	50	Keaton Forbes	LB	6-0	215	Fr.
7	Jacob Huesman	QB	6-3	203	So.	51	Tyler Bird	LB	6-2	218	Fr.
7	Josh Thomas	DB	6-0	206	Jr.	51	Baer Hunter	OL	6-2	286	So.
8	Shemar Jean-Charles	DB	5-11	181	So.	52	Tobias Edge-Campbell	OL	6-2	272	Sr.
9	Austin Exford	DB	6-0	200	Sr.	52	D'Marco Jackson	LB	6-1	220	R-Fr.
9	Jackson Gibbs	QB	6-1	193	R-Fr.	53	Max Durschlag	LS	5-11	197	Fr.
10	Tim Frizzell	LB	6-1	223	So.	55	Matt Williams	OL	6-5	286	So.
10	Tanner Wilson	QB	6-2	225	R-Fr.	56	Nate Haskins	OL	6-4	280	So.
11	Jeremy Level	DB	6-1	207	So.	57	Elijah Diarrassouba	DL	6-1	250	So.
11	Jalen Virgil	WR	6-1	206	So.	58	Ryan Neuzil	OL	6-3	280	So.
12	Steven Jones	DB	5-10	180	R-Fr.	59	Jordan Fehr	LB	6-3	226	Jr.
12	Zac Thomas	QB	6-1	200	So.	60	Noah Hannon	OL	6-1	270	So.
13	Peyton Derrick	QB	6-2	182	R-Fr.	62	Weston Gillespie	OL	6-4	287	So.
13	Kaiden Smith	DB	6-1	196	So.	63	Ivan Reyes	OL	6-1	292	So.
14	Malik Williams	WR	5-10	183	So.	64	Will Hardin	OL	6-2	291	So.
15	Mock Adams	WR	6-4	205	Jr.	65	Gage Blackston	OL	6-4	283	R-Fr.
16	Shaun Jolly	DB	5-9	171	R-Fr.	66	Will Israel	DL	6-2	215	R-Fr.
17	Tae Hayes	DB	5-11	183	Sr.	67	Logan Wright	OL	6-4	305	So.
17	Trey McCollum	WR	5-10	206	So.	68	Brody Barrett	DL	6-3	298	Jr.
18	Brad Absher	WR	5-10	178	Sr.	70	Cooper Hodges	OL	6-4	301	Fr.
19	Daetrich Harrington	RB	6-0	184	So.	73	Cole Garrison	OL	6-4	283	So.
19	Mike Price	DB	5-10	188	Fr.	74	Anderson Hardy	OL	6-6	261	Fr.
20	Noel Cook	LB	6-0	212	Jr.	75	Victor Johnson	OL	6-5	296	Jr.
20	A'Darius Purifoy	WR	6-0	188	So.	77	Josh Headlee	OL	6-4	287	Fr.
21	Ryan Huff	DB	6-1	200	R-Fr.	78	Chandler Greer	OL	6-4	288	Sr.
21	Dysaun Razzak	WR	5-7	152	Fr.	79	Luke Burnette	OL	6-5	268	Fr.
22	Jace Frisbee	LB	6-2	206	R-Fr.	80	AJ Hall	WR	6-1	200	Fr.
22	D'Andre Hicks	RB	5-10	178	R-Fr.	81	Braden Collins	WR	6-2	197	Fr.
24	Akeem Davis-Gaither	LB	6-2	208	Jr.	82	Richard Tucker	WR	6-0	180	Fr.
25	Kaleb Dawson	DB	5-11	184	Fr.	83	Jake Henry	WR	5-11	180	R-Fr.
25	Jalin Moore	RB	5-11	207	Sr.	84	Mike Evans	TE	6-3	239	Jr.
26	Matthew McQuinn	LB	6-0	202	R-Fr.	84	Joe Hartung	TE	6-3	256	R-Fr.
26	Marcus Williams Jr.	RB	5-10	200	So.	85	Michael Queen	WR	6-1	200	So.
27	A.J. Beach	DB	5-9	166	Jr.	86	Trey Ross	TE	6-3	223	Fr.
27	DeMarcus Harper	RB	5-11	190	So.	87	Collin Reed	TE	6-4	248	Jr.
28	Jay Person	LB	6-2	221	Fr.	88	Cameron Pack	DL	6-4	240	So.
29	John Gliarmis	K	5-8	150	Fr.	88	Henry Pearson	TE	6-3	243	Fr.
30	Zareon Hayes	LB	6-1	242	Fr.	89	Devin Papenheim	TE	6-6	254	Jr.
30	Clayton Howell	P	6-0	183	R-Fr.	89	Dorian Pickett	DL	6-2	220	Fr.
31	Nick Hampton	LB	6-3	202	Fr.	90	Chris Willis	DL	6-2	245	So.
33	Jordan Mitchell	LB	6-0	203	Fr.	91	Tommy Dawkins	DL	6-2	227	So.
34	Nakendrick Clark	RB	5-9	193	Jr.	91	Chandler Staton	K	5-11	184	So.
35	Miller Gibbs	TE	6-4	219	Fr.	92	MyQuon Stout	DL	6-1	280	Sr.
36	Brock Mattison	DL	6-1	217	Fr.	93	Elias McMurry	LS	6-0	237	Sr.
37	Tanner Ellenberger	LB	6-3	223	R-Fr.	94	Josh Houser	DL	6-1	283	Jr.
39	Zion Madden	DB	5-10	157	Fr.	95	George Blackstock	DL	6-1	258	R-Fr.
39	Xavier Subotsch	P	6-1	193	So.	96	Markell Clark	DL	6-0	264	So.
40	Logan Dublin	LB	6-0	216	Fr.	97	Caleb Spurlin	DL	5-10	255	So.
41	Michael Rubino	K	6-3	215	Jr.	98	E.J. Scott	DL	6-3	270	Jr.
42	Harrison Taylor	DL	6-4	234	Fr.	99	Jordon Earle	DL	6-2	305	Fr.

### RESULTS

<b>Sept. 1</b>	<b>at No. 9 Penn State</b>	<b>L, 45-38 (OT)</b>
<i>App State posted three straight TDs, moving ahead 38-31 with 1:47 left, but Penn State scored in overtime.</i>		
<b>Sept. 8</b>	<b>at Charlotte</b>	<b>W, 45-9</b>
<i>Zac Thomas went 14 of 14 for 295 yards and three touchdowns through the air and rushed for a TD.</i>		
<b>Sept. 22</b>	<b>Gardner-Webb</b>	<b>W, 72-7</b>
<i>App State scored twice on special teams during a 52-point first half and put up 692 total yards of offense.</i>		
<b>Sept. 29</b>	<b>South Alabama*</b>	<b>W, 52-7</b>
<i>App State took a 42-7 lead into halftime of its Sun Belt opener, with Jalin Moore rushing for two TDs.</i>		
<b>Oct. 9</b>	<b>at Arkansas State*</b>	<b>W, 35-9</b>
<i>Darrynton Evans rushed for 115 yards in relief of an injured Jalin Moore and App State amassed three INTs.</i>		
<b>Oct. 20</b>	<b>Louisiana*</b>	<b>W, 27-17</b>
<i>Darrynton Evans rushed for 183 yards and scored two TDs, including a tiebreaking one on a 20-yard reception.</i>		
<b>Oct. 25</b>	<b>at Georgia Southern*</b>	<b>L, 34-14</b>
<i>Ranked No. 25, App State lost QB Zac Thomas to an injury three plays into the Thursday night game.</i>		
<b>Nov. 3</b>	<b>at Coastal Carolina*</b>	<b>W, 23-7</b>
<i>QB Jacob Huesman threw a TD to Corey Sutton in his first start, and App State's defense allowed no points.</i>		
<b>Nov. 10</b>	<b>at Texas State*</b>	<b>W, 38-7</b>
<i>Zac Thomas threw for 247 yards, Darrynton Evans had a 79-yard TD run and Noel Cook had a key first-half INT.</i>		
<b>Nov. 17</b>	<b>Georgia State*</b>	<b>W, 45-17</b>
<i>Desmond Franklin's two INTs included a 26-yard return for a TD, and Zac Thomas accounted for four TDs.</i>		
<b>Nov. 24</b>	<b>Troy*</b>	<b>W, 21-10</b>
<i>App State clinched the Sun Belt's East Division title by jumping out to a 21-0 lead in the opening 20 minutes.</i>		
<b>Dec. 1</b>	<b>Louisiana (SBC Champ.)</b>	<b>W, 30-19</b>
<i>Played in Boone, App State won the first Sun Belt title game. MVP Darrynton Evans had 218 all-purpose yards.</i>		
<b>Dec. 15</b>	<b>vs. Middle Tennessee^</b>	<b>W, 45-13</b>
<i>In the New Orleans Bowl, App State improved its bowl record to 4-0 as WR Malik Williams threw two TD passes with Shawn Clark calling plays for interim HC Mark Ivey.</i>		

DEC. 15, 2018 • SUPERDOME • NEW ORLEANS

MIDDLE TENNESSEE  
APP STATE

13  
45

SCORING SUMMARY	1	2	3	4	F
BLUE RAIDERS	3	3	7	0	—
MOUNTAINEERS	0	24	14	7	—
ATTENDANCE: 23,942					45



MIDDLE TENNESSEE 3 • APP STATE 0  
3:22 TO GO • FIRST QUARTER

Middle Tennessee, which missed a 47-yard field goal to cap the game-opening series, followed a quick interception on App State's first series with a 24-yard field goal.


A fumble on the second play of App State's next series gave Middle Tennessee possession at the Mountaineers' 21, but Noel Cook's pressure contributed to an interception by Josh Thomas at the 15 as left-handed quarterback Brent Stockstill rolled right.



APP STATE 10 • MIDDLE TENNESSEE 3  
10:06 TO GO • SECOND QUARTER


Zac Thomas' 35-yard pass to Jalen Virgil ignited App State's first scoring drive, which ended with a 22-yard field goal from Chandler Staton.

Tyler Bird, D'Marco Jackson, Caleb Spurlin and Thomas Hennigan helped stuff a fourth-and-2 rush on a fake punt from the Middle Tennessee 43 a few minutes later, and Hennigan gave the Mountaineers the lead for good with a 30-yard touchdown on an accurate deep throw on a wide receiver pass from Malik Williams, the former high school quarterback.



SCORING SUMMARY

FIRST QUARTER		
5:15	MT	Crews Holt 24-yd field goal
SECOND QUARTER		
13:48	APP	Chandler Staton 22-yd field goal
10:06	APP	Thomas Hennigan 30-yard pass from Malik Williams (Staton kick)
6:38	APP	Zac Thomas 8-yard pass from Malik Williams (Staton kick)
0:45	APP	Henry Pearson 1-yard pass from Zac Thomas (Staton kick)
0:00	MT	Crews Holt 33-yd field goal
THIRD QUARTER		
11:06	APP	Corey Sutton 17-yard pass from Zac Thomas (Staton kick)
8:01	APP	Cameron Peoples 63-yard run (Staton kick)
5:56	MT	Isiah Upton 43-yard pass from Brent Stockstill (Holt kick)
FOURTH QUARTER		
13:06	APP	Corey Sutton 11-yard pass from Zac Thomas (Staton kick)



APP STATE 17 • MIDDLE TENNESSEE 3  
6:38 TO GO • SECOND QUARTER

Williams' second TD throw of the game followed a Tae Hayes interception that resulted from Elijah Diarrassouba's quarterback pressure. With another aggressive play call from Shawn Clark, Williams took a reverse handoff from running back Darrynton Evans, rolled right and lofted an 8-yard touchdown pass back to Thomas, the quarterback, in the right side of the end zone.

The only other touchdown with an App State quarterback reaching the end zone on a pass play in recent memory occurred in 2010, when DeAndre Presley was credited with a TD "reception" on a play in which he recovered his receiver's fumble against Chattanooga and ran the final 33 yards with the ball.

TEAM STATISTICS	Middle Tennessee	Appalachian St.
First Downs	24	23
Rushes—Net Yards	35-62	34-233
Passing Yards	330	215
Passes (Comp-Att-Int)	25-37-2	17-26-2
Total Offense	392	448
Fumbles—Lost	0-0	2-1
Penalties—Yards	12-89	8-50
Punts—Avg	3-39.3	1-60.0
Punt Returns-Yards	0-0	1-3
Kickoff Returns-Yards	0-0	1-21
Interception Returns-Yards	2-3	2-35
Fumble Returns-Yards	1-0	0-0
Third-Down Efficiency	5 of 13	7 of 10
Fourth-Down Efficiency	0 of 2	0 of 0
Possession Time	33:31	26:29

INDIVIDUAL STATISTICS

**RUSHING** — MT: Mobley 10-45; Thomas 6-13; West 2-10; Dobson 3-3; Stockstill 14(-9). APP: Evans 14-108; Peoples 3-69; Thomas 9-28; Williams Jr. 6-25; Harrington 2-3.

**PASSING** — MT: Stockstill 25-37-2, 330 yds, 1 TD. APP: Thomas 15-24-2, 177 yards, 3 TD; Williams 2-2-0, 38 yds, 2 TD.

**RECEIVING** — MT: Casey 6-64; Lee 4-55; Thomas 4-51; Smith 3-39; Mobley 3-36; Upton 2-47; Marshall 2-39; West 1(-1). APP: Sutton 8-78; Hennigan 3-45; Virgil 2-58; Williams 1-22; Thomas 1-8; Papenheim 1-3; Pearson 1-1.


**APP DEFENSIVE STATS** — **Tackles:** Davis Gaither 7-3-10; Thomas 8-0-8; Franklin 5-1-6; Cook 4-2-6; Flory 3-2-5; Hayes 4-0-4; Godwin 2-2-4; Duck 2-1-3; Spurlin 2-1-3; Exford 2-0-2; Frizzell 2-0-2; Taylor 1-1-2; Barrett 2-0-2; Stout 1-1-2; Bird 1-0-1; Hennigan 1-0-1; Cobb 1-0-1; Jackson 1-0-1; Fehr 1-0-1; Willis 1-0-1; Houser 1-0-1. **Tackles for Loss:** Godwin 3-0-19; Davis-Gaither 1.5-4; Cook 1.5-3; Flory 1.0-3; Taylor 1.0-6; Spurlin 1.0-1; Barrett 1.0-3; Jackson 1.0-2; Willis 1.0-4. **Sacks:** Godwin 2.5; Flory 1.0; Taylor 1.0; Willis 1.0; Davis-Gaither 0.5.



APP STATE 31 • MTSU 6  
11:06 TO GO • THIRD QUARTER

Evans' 62-yard run set up Henry Pearson's 1-yard touchdown reception in the final minute of the half, and App State took a 24-6 lead into the break before Corey Sutton opened the third quarter with the first of his two second-half touchdown catches.

The next drive included back-to-back sacks to force a punt, with Anthony Flory, Okon Godwin and Akeem Davis-Gaither working to bring down Stockstill.



APP STATE 38 • MIDDLE TENNESSEE 6  
8:01 TO GO • THIRD QUARTER

Able to not lose a year of eligibility because he was playing in just his third game as a true freshman, running back Cameron Peoples entered the lineup to begin the next drive and gained 1 yard on his first carry before breaking free down the right sideline on his 63-yard score.

Middle Tennessee posted a third-quarter touchdown to cut into its deficit, but App State's defense applied constant pressure to Stockstill the rest of the way, and Sutton capped the scoring on an 11-yard TD with 13:06 remaining.

Chris Willis and Godwin recorded sacks on the next series, enabling App State's coaches to play senior quarterback Zeb Speir, senior receiver Brad Absher and many other reserves in the closing minutes.



APP STATE 45 • MIDDLE TENNESSEE 13  
FINAL

**"We decided that we'd have fun with it and make sure they'd get exactly what they've been getting all along."**

— App State interim head coach Mark Ivey



# 2019 NEW ORLEANS BOWL CHAMPIONS



## 13-1 OVERALL • 7-1 SUN BELT (TITLE GAME CHAMP)

2019 BOWL CHAMPIONS

### ROSTER

No.	Name	Pos.	Ht.	Wt.	Class	No.	Name	Pos.	Ht.	Wt.	Class
2	Corey Sutton	WR	6-3	200	Jr.	41	Reed Harper	LS	5-11	200	Fr.
2	Willie Edwards	DB	6-1	190	Gr.	42	Harrison Taylor	DL	6-4	234	R-Fr.
3	Darrynton Evans	RB	5-11	200	Jr.	42	Christian Johnstone	LS	6-3	245	Fr.
3	Shaun Jolly	DB	5-9	175	So.	43	Hansky Paillant	DL	6-2	240	R-Fr.
4	Daetrich Harrington	RB	6-0	195	So.	44	T.D. Roof	LB	5-11	220	Jr.
5	Thomas Hennigan	WR	6-1	205	Jr.	45	Trey Cobb	ILB	6-2	220	So.
6	Desmond Franklin	DB	6-0	205	Sr.	45	Gabe Montgomery	RB	5-8	205	So.
6	Camerun Peoples	RB	6-2	210	R-Fr.	46	Chris Washington	DL	5-11	270	R-Fr.
7	Josh Thomas	DB	6-0	205	Sr.	47	Colin Guentensberger	LB	6-0	200	Fr.
7	Jacob Huesman	QB	6-3	205	Jr.	48	Demetrius Taylor	DL	6-1	275	Jr.
8	Shemar Jean-Charles	DB	5-11	180	Jr.	49	Blythe Hall	ILB	6-2	210	Jr.
9	Jackson Gibbs	QB	6-1	195	So.	50	Joey Cave	OL	6-4	300	Gr.
10	Tim Frizzell	OLB	6-1	230	Jr.	51	Baer Hunter	OL	6-2	285	Jr.
10	Tanner Wilson	QB	6-2	225	So.	51	Tyler Bird	ILB	6-2	220	So.
11	Jeremy Level	DB	6-1	210	Jr.	52	D'Marco Jackson	ILB	6-1	220	So.
11	Jalen Virgil	WR	6-1	210	Jr.	53	Jake Appling	LS	6-3	275	Jr.
12	Zac Thomas	QB	6-1	210	Jr.	54	Lyle Hiers	OL	6-5	280	Fr.
12	Steven Jones	DB	5-10	180	So.	55	Matt Williams	OL	6-5	280	Jr.
13	Kaiden Smith	DB	6-1	200	Jr.	57	Elijah Diarrassouba	DL	6-1	255	Jr.
13	Keishawn Watson	WR	5-11	185	Gr.	58	Ryan Neuzil	OL	6-3	285	Jr.
14	Malik Williams	WR	5-10	180	Jr.	58	Grant Daley	ILB	6-2	210	Fr.
14	Bailey Watts	DB	6-1	180	Fr.	59	Jordan Fehr	ILB	6-3	230	Sr.
15	Tre Caldwell	DB	5-10	185	Fr.	60	Noah Hannon	OL	6-1	265	Jr.
15	David Baldwin-Griffin	QB	6-4	230	Fr.	63	Ivan Reyes	OL	6-1	295	Jr.
16	Christian Wells	WR	5-11	170	Fr.	64	Will Hardin	OL	6-2	300	Jr.
16	Ryker Casey	K	6-0	200	Fr.	65	Gage Blackston	OL	6-4	275	So.
17	Dashaun Davis	WR	5-9	160	Fr.	66	Will Israel	DL	6-2	235	So.
18	Mike Evans	TE	6-3	240	Jr.	67	Logan Wright	OL	6-4	305	Jr.
18	Milan Tucker	DB	5-11	170	Fr.	68	Greg Johnston	DL	6-3	275	So.
19	Mike Price	DB	5-10	190	R-Fr.	69	Joe Hartung	OL	6-3	270	So.
20	Noel Cook	OLB	6-0	215	Sr.	70	Cooper Hodges	OL	6-4	295	R-Fr.
20	Sean Horton	WR	6-1	185	Fr.	72	Larry Dowdy	OL	6-4	265	Fr.
21	Ryan Huff	DB	6-1	200	So.	73	Cole Garrison	OL	6-4	285	Jr.
21	Dysaun Razzak	WR	5-7	155	R-Fr.	74	Anderson Hardy	OL	6-6	275	R-Fr.
22	Jace Frisbee	OLB	6-2	210	So.	75	Victor Johnson	OL	6-5	295	Sr.
22	Raykwon Anderson	RB	5-9	180	Fr.	76	Cameron Pack	OL	6-4	250	Sr.
24	Akeem Davis-Gaither	OLB	6-2	215	Sr.	77	Josh Headlee	OL	6-4	285	R-Fr.
24	Ben Williams	RB	5-10	185	Fr.	78	Craig McFarland	OL	6-6	280	Fr.
25	Kaleb Dawson	DB	5-11	190	R-Fr.	79	Sammy Henderson	OL	6-5	275	Fr.
26	Marcus Williams Jr.	RB	5-10	205	Jr.	80	AJ Hall	WR	6-1	200	R-Fr.
26	Nicholas Ross	DB	5-11	175	Fr.	81	Miller Gibbs	TE	6-4	220	R-Fr.
27	Matthew McQuinn	ILB	6-0	210	So.	82	Richard Tucker	WR	6-0	180	R-Fr.
27	Nakendrick Clark	RB	5-9	195	Jr.	83	Jake Henry	WR	5-11	180	So.
28	KeSean Brown	OLB	6-2	210	Fr.	84	Ricky Kofoed	TE	6-3	205	Fr.
29	John Gliarmis	K	5-8	155	R-Fr.	85	Michael Queen	WR	6-1	200	Jr.
29	Brendan Harrington	OLB	6-1	215	Fr.	86	Trey Ross	TE	6-3	230	R-Fr.
30	Clayton Howell	P	6-0	195	So.	87	Collin Reed	TE	6-4	245	Sr.
30	Zareon Hayes	DL	6-1	235	R-Fr.	88	Henry Pearson	TE	6-3	245	So.
31	Nick Hampton	OLB	6-3	210	R-Fr.	89	Dorian Pickett	DL	6-2	235	R-Fr.
33	Jordan Mitchell	ILB	6-0	225	R-Fr.	89	Chase Eighmy	WR	6-2	205	R-Fr.
34	Jourdan Heilig	ILB	6-2	215	Fr.	90	Chris Willis	DL	6-2	260	Jr.
35	Emmanuel Jenkins	DB	6-2	185	Fr.	91	Tommy Dawkins	DL	6-2	240	Jr.
35	Elijah Johnson	WR	5-11	175	Fr.	91	Chandler Staton	K	5-11	190	Jr.
36	Brock Mattison	DL	6-1	225	R-Fr.	94	Luke Smith	DL	6-1	270	Fr.
37	Tanner Ellenberger	OLB	6-3	225	So.	95	George Blackstock	DL	6-1	260	So.
39	Xavier Subotsch	P	6-1	195	Jr.	96	Markell Clark	DL	6-0	275	Jr.
39	Zion Madden	DB	5-10	157	R-Fr.	97	Caleb Spurlin	DL	5-10	260	Jr.
39	Jackson Greene	DB	5-11	180	Fr.	98	E.J. Scott	DL	6-3	275	Sr.
40	Logan Doublin	ILB	6-0	220	So.	99	Jordon Earle	DL	6-2	295	R-Fr.

### RESULTS

<b>Aug. 31</b>	<b>East Tennessee State</b>	<b>W, 42-7</b>
<i>Zac Thomas accounted for three TDs, including two through the air, in Elijah Drinkwitz's head coaching debut.</i>		
<b>Sept. 7</b>	<b>Charlotte</b>	<b>W, 56-41</b>
<i>Darrynton Evans rushed for a career-high 234 yards and totaled four TDs, including one returning an onside kick.</i>		
<b>Sept. 21</b>	<b>at North Carolina</b>	<b>W, 34-31</b>
<i>Darrynton Evans rushed for three TDs, Demetrius Taylor scored once as he forced two turnovers and Akeem Davis-Gaither blocked a 56-yard FG as time expired.</i>		
<b>Sept. 28</b>	<b>Coastal Carolina*</b>	<b>W, 56-37</b>
<i>Zac Thomas had two touchdown passes while throwing for 246 yards, and three backs totaled five rushing TDs.</i>		
<b>Oct. 9</b>	<b>at Louisiana*</b>	<b>W, 17-7</b>
<i>Zac Thomas' 7-yard TD run with 1:55 left capped a 19-play, 97-yard drive that lasted 10:11 in a defensive slugfest.</i>		
<b>Oct. 19</b>	<b>ULM*</b>	<b>W, 52-7</b>
<i>App State's limited QB Caleb Evans to 75 passing yards and held high-scoring ULM to 213 yards.</i>		
<b>Oct. 26</b>	<b>at South Alabama*</b>	<b>W, 30-3</b>
<i>App State held the Jaguars to 139 yards of total offense</i>		
<b>Oct. 31</b>	<b>Georgia Southern*</b>	<b>L, 24-21</b>
<i>In rain, snow and high winds, App State fell behind 24-7 before Corey Sutton scored TDs with 8:22 and 4:47 left.</i>		
<b>Nov. 9</b>	<b>at South Carolina</b>	<b>W, 20-15</b>
<i>Nicholas Ross returned a first-half INT for a tiebreaking TD, Jalen Virgil set up another TD with a long kick return and App State held on despite USC last-minute march to the 9.</i>		
<b>Nov. 16</b>	<b>at Georgia State*</b>	<b>W, 56-27</b>
<i>App scored 49 straight points after trailing 21-7, Shaun Jolly had a pick-6 and Corey Sutton scored three TDs.</i>		
<b>Nov. 23</b>	<b>Texas State*</b>	<b>W, 35-13</b>
<i>App State won on Senior Day for the 22nd straight year.</i>		
<b>Nov. 29</b>	<b>at Troy*</b>	<b>W, 48-13</b>
<i>App State improved to an FBS-best 6-0 on the road as Zac Thomas threw for 326 yards (140 to Thomas Hennigan).</i>		
<b>Dec. 7</b>	<b>Louisiana (SBC Champ.)</b>	<b>W, 45-38</b>
<i>App State built a 21-0 lead in the first quarter and held a 42-17 advantage on Josh Thomas' INT return for a TD.</i>		
<b>Dec. 21</b>	<b>vs. UAB^</b>	<b>W, 31-17</b>
<i>After trailing 14-0 at the New Orleans Bowl, App State went ahead for good on Trey Cobb's fumble return for a TD.</i>		

DEC. 21, 2019 • SUPERDOME • NEW ORLEANS

#20 APP STATE  
UAB

31  
17


SCORING SUMMARY	1	2	3	4	F
MOUNTAINEERS	0	10	21	0	—
BLAZERS	14	14	3	0	—
ATTENDANCE: 21,202					17



UAB 14 • APP STATE 3  
14:11 TO GO • SECOND QUARTER

Facing a quick two-touchdown deficit via a pair of 25-yard scoring passes by the Blazers, App State stayed the course and systematically worked its way back into the game.

Marcus Williams Jr. rushed for gains of 20 and 27 yards to set up a 34-yard field goal from Chandler Staton early in the second quarter, and UAB punted the ball back to the Mountaineers less than two minutes later.



UAB 14 • APP STATE 10  
7:59 TO GO • SECOND QUARTER

Darrynton Evans raced to the UAB 24-yard line on a 57-yard run to begin App State's next possession after the Blazers' punt, and a UAB penalty for illegal leaping on a field goal attempt prolonged the possession.

Two plays later, Zac Thomas dropped the ball in to Thomas Hennigan on a fade route for a 17-yard touchdown in which Hennigan, for the first time in the game, outfought the UAB defensive back for the ball.



SCORING SUMMARY

FIRST QUARTER		
13:46	UAB	Hayden Pittman 25-yard pass from Tyler Johnston (Vogel kick)
10:28	UAB	Austin Watkins 25-yard pass from Tyler Johnston (Vogel kick)
SECOND QUARTER		
14:11	APP	Chandler Staton 34-yard field goal
7:59	APP	Thomas Hennigan 17-yard pass from Zac Thomas (Staton kick)
THIRD QUARTER		
12:14	APP	Darrynton Evans 31-yard run (Staton kick)
8:19	UAB	Nick Vogel 49-yard field goal
6:16	APP	Trey Cobb 24-yard fumble return (Staton kick)
0:44	APP	Thomas Hennigan 27-yard pass from Zac Thomas (Staton kick)

APP STATE 17 • UAB 14  
12:14 TO GO • THIRD QUARTER

Opening the second half with possession and a four-point deficit, App State moved to the UAB 39 on a 24-yard pass to Jalen Virgil and kept its offense on the field for a fourth-and-1 play from the 30.

Thomas fumbled the ball on a QB sneak attempt, but Evans scooped up the loose ball in the backfield and ran untouched off right tackle for a 31-yard touchdown.

"I went to the sideline joking with Coach Clark that I'm going to tell everybody it was a designed play," Evans said. "It was just right place, right time."



APP STATE 24 • UAB 17  
6:16 TO GO • THIRD QUARTER

UAB tied the game at 17-all by making a 49-yard field goal midway through the third quarter, but Nick Hampton and Trey Cobb combined for the biggest play of the game on the Blazers' next series.

Hampton knocked the ball loose on a sack of Tyler Johnston III, prompting Cobb to scoop up the loose ball and run 24 yards for a tiebreaking defensive touchdown.

It was App State's sixth defensive touchdown of the season.



TEAM STATISTICS

	APP STATE	UAB
First Downs	20	20
Rushes-Yards	40-261	33-40
Passing Yards	142	298
Passes Att-Comp-Int	25-13-0	34-22-1
Total Plays-Yards	65-403	67-338
Fumble Returns-Yards	1-24	0-0
Punt Returns-Yards	1-4	0-0
Kickoff Returns-Yards	0-0	1-21
Interception Returns-Yards	1-11	0-0
Punts (Number-Avg)	7-44.7	5-42.4
Fumbles-Lost	1-0	2-2
Penalties-Yards	11-130	8-76
Possession Time	32:57	27:03
Third-Down Conversions	3 of 14	3 of 14
Fourth-Down Conversions	2 of 2	2 of 3
Red-Zone Scores-Chances	2-2	1-1
Sacks By: Number-Yards	6-34	1-1

INDIVIDUAL STATISTICS

**RUSHING** — APP: Evans, D. 19-157; Williams, Marc. 6-54; Thomas, Zac 9-28; Harrington, D. 3-26; Williams, Malik 1-4; team 2-minus 8. **UAB:** Brown, S. 14-39; Brown, J. 3-11; Stanley 1-0; Watkins 1-minus 1; team 2-minus 2; Johnston 12-minus 7.

**PASSING** — APP: Thomas 13-24-0-142; Williams, Mal. 0-1-0-0. **UAB:** Johnston 22-34-1-298; Watkins 0-0-0-0.

**RECEIVING** — APP: Virgil, Jalen 3-62; Hennigan, T. 3-50; Williams, Malik 3-19; Evans, D. 3-5; Harrington, D. 1-6. **UAB:** Watkins 10-159; Grossman 4-20; Pittman 3-59; J. Brown 2-20; Davis 1-17; Turner 1-17; Stanley 1-6.

**APP DEFENSIVE STATS** — **Tackles:** Fehr, Jordan 10-1; Davis-Gaither 6-3; Jackson, D. 2-4; Cook, Noel 3-2; Jean-Charles, S 2-2; Taylor, D. 3-0; Franklin, D. 3-0; Dawkins, T. 2-1; Jolly, Shaun 1-2; Diarrassouba, E 2-0; Blackstock, G. 1-1; Scott, E.J. 1-1; Spurlin, Caleb 1-1; Harrington, B. 1-1; Price, Mike 1-0; Ross, Nicholas 1-0; Hampton, Nick 1-0; Cobb, Trey 1-0; Frizzell, Tim 0-1. **Tackles for Loss:** Dawkins 2.5-10; Blackstock 1.0-11; Hampton 1.0-7; Diarrassouba 1.0-6; Scott 1.0-2; Davis-Gaither 0.5. **Sacks:** Dawkins 2.5-10; Blackstock 1.0-11; Hampton 1.0-7; Diarrassouba 1.0-6; Davis-Gaither 0-5.

APP STATE 31 • UAB 17  
0:44 TO GO • THIRD QUARTER

The Mountaineers forced a three-and-out punt and moved ahead 31-17 with a nine-play, 85-yard touchdown drive.

Facing a fourth-and-3, Thomas rolled right and threw a 27-yard touchdown pass to Hennigan, who again wrestled the ball away from the UAB defender in the end zone.

There were no points the rest of the way, and App State could begin celebrating when cornerback Shaun Jolly forced and recovered a fumble in the last two minutes.



APP STATE 31 • UAB 17  
FINAL



*"It's a great day to be a Mountaineer, baby. Our team has a ton of poise, and it's been that way all year."*

— App State head coach Shawn Clark

## NO. 23 JOHN SETTLE

On Nov. 22, 1986, before his last regular-season game at Kidd Brewer Stadium, the legendary John Settle became the first Appalachian State football player to have his jersey (No. 23) retired.

Settle's career established him as Appalachian's all-time leader in almost every rushing category. Settle displayed courage every step of the way. His pride and respect for the game set the standard of excellence by which all Mountaineer athletes, past, present and future, strive to perpetuate.

From 1983 through 1986, Settle graced the Appalachian backfield with steadfast courage and determination. He finished his career as the school's all-time leading rusher with 4,409 yards and 43 touchdowns. He presently holds 24 Appalachian records. At the time of his departure from Boone, he was the third-ranked rusher in NCAA Division I-AA football history.

Settle, a criminal justice major while at Appalachian State, was named the Southern Conference Player and Male Athlete of the Year as a senior, after rushing for 1,661 yards and 20 touchdowns. One of the highlights of his season was his five-touchdown day in the Homecoming victory over Davidson on Nov. 4, 1986.

The two-time All-American had a knack for rising to the occasion in the most important games. In Appalachian's first NCAA I-AA Playoff game in school history, on Nov. 29, 1986, Settle dazzled the crowd with 236 yards on 37 carries and a touchdown in the 28-26 defeat to Nicholls State.

His excellence continued at the professional level with the Atlanta Falcons. In 1988, Settle became the first rookie free agent in NFL history to gain over 1,000 yards in a season. During that year, he gained 1,594 total yards (1,024 rushing and 570 receiving) and was voted to the Pro Bowl, the all-star game of the NFL, in Honolulu, Hawaii. His fabled playing days came to a close with the Washington Redskins. He was rewarded for his hard work with a 1991 Super Bowl championship ring with the Redskins.

Settle's career continued to evolve as his playing days paved the way for a future in coaching. He began his coaching career by assisting with running backs at Appalachian in 1994. From 1995-1998, Settle served as an offensive assistant for the Cleveland Browns and later the Baltimore Ravens. His duties in the NFL involved coordinating the game plan and working with the running backs, special teams, and strength and conditioning. His experienced football mind was also used in the evaluation of personnel.

In 1998, Settle returned to the college game as the running backs coach at Fresno



**Appalachian State retired John Settle's No. 23 jersey on Nov. 22, 1986.**

State. After eight seasons at FSU, he spent five seasons in the same position at the University of Wisconsin. In 2011, he returned to the NFL, spending two seasons as the Carolina Panthers' running backs coach (2011-12) and one with the Cleveland Browns (2013). He is back in the college ranks as the running backs coach at Wisconsin.

Of his time in Boone, Settle says: "Appalachian helped lay the foundation for who and what I am today. As time moves on, I appreciate the days I spent in Boone more and more. The people, the fans, the University and the family environment that surrounds the community are something that I have not encountered since my days in Boone. I hope that someday I will have the opportunity to give back to a place that has given so much to me."



**Currently the running backs coach at the University of Wisconsin, John Settle enjoyed a six-year NFL playing career.**

## NO. 32 DEXTER COAKLEY

Perhaps the most decorated player in the illustrious history of Appalachian State University football, Appalachian retired Dexter Coakley's No. 32 jersey on April 19, 2005.

From 1993-96, Coakley set or tied six school records, earned a slew of personal accolades and helped lead Appalachian State to 32 victories and two NCAA Division I-AA playoff appearances.

The Mt. Pleasant, S.C. native made an immediate impact on Appalachian's squad and led the Mountaineers with 141 total tackles as a freshman in 1993, en route to Southern Conference Freshman of the Year honors.

Things only got better for the hard-hitting linebacker, both individually and for the Mountaineers. In 1994, he racked up 155 tackles to earn the first of three SoCon Defensive Player of the Year awards. Perhaps more importantly, he helped lead Appalachian back to the I-AA playoffs after a one-year hiatus and a first-round, overtime victory over No. 7 New Hampshire before falling at second-ranked Boise State in the national quarterfinals.

As a junior, Coakley led his squad to a perfect 11-0 regular season, becoming just the ninth team in 30 years to claim the SoCon crown with an undefeated, untied league record (8-0). For the second-straight season, Coakley hauled in SoCon Defensive Player of the Year and first-team All-America accolades after racking up 150 tackles. He also earned the inaugural Buck Buchanan Award, given to the top defensive player in I-AA.

Coakley capped his second-to-none collegiate career in 1996 by leading Appalachian in tackles for the third time with 166. He earned SoCon Defensive Player of the Year and first-team All-America honors for the third time, while also claiming his second-straight Buck Buchanan Award. He remains the only two-time winner of I-AA football's most prestigious defensive honor and the only Mountaineer to garner All-America status for three years.

Coakley remains Appalachian State's all-time career leader in total tackles (616), solo tackles (350), assisted tackles (266), double-figure tackle games (38) and 20-tackle games (seven). He is tied for the school mark with two-consecutive 20-tackle games, a feat he achieved twice, versus Georgia Southern and Marshall in 1995 and against East Tennessee State and Furman in '96.

Following the end of his career in the High Country, Coakley became the second-highest drafted player in Appalachian history when the Dallas Cowboys selected him in the third round (65th overall pick) of the 1997 NFL Draft.

His impact in the NFL was as immediate as his impact at Appalachian, as he started all 16 games for the Cowboys as a rookie in '97. In 127 games as a pro, he has registered 687 tackles, 10 interceptions, seven sacks and four forced fumbles and has missed only one game in eight seasons due to injury. He earned Pro Bowl appearances in 1999, 2001 and '03.

After spending the first eight years of his professional career in Dallas, Coakley spent the 2005 and '06 seasons with the St. Louis Rams. He retired from the NFL in 2007.

In recognition of his outstanding collegiate career, Coakley was inducted into the Southern Conference Hall of Fame on May 24, 2011 and became the first Mountaineer inducted in the College Football Hall of Fame on July 16, 2011. He was inducted into the S.C. Athletic Hall of Fame in 2019.

An active member of the community, Coakley received the Cowboys Unsung Hero Award in 2002, as selected by his teammates and fans. He has been involved with many charitable programs throughout and following his professional football career, including the Salvation Army, the Children's Cancer Fund Fashion Show, Dallas Cowboys Courage House, and Let Us Play! Sports Camp for Girls.

Coakley and his wife, Nicole, have a daughter, Trinity, and a son, Zahn.



**Appalachian State retired Dexter Coakley's No. 32 jersey on April 19, 2005.**



**Dexter Coakley played eight of his 10 NFL seasons for the Dallas Cowboys and made three Pro Bowl appearances.**

**NO. 38 DINO HACKETT**

Appalachian State University football retired its third jersey, Dino Hackett's No. 38, during homecoming festivities on Oct. 29, 2005.

"I've had a lot of honors in the NFL and college and I can honestly say having my number retired at Appalachian is the greatest honor I've ever received," Hackett said.

A member of Appalachian's 75th Anniversary Team, Hackett starred as a linebacker at Appalachian State from 1982-85. He holds eight school records, including most solo (106), assisted (94) and total tackles (200) in a season, which he accomplished in 1985 en route to first-team All-America accolades. His 27 total tackles against East Tennessee State on Nov. 23, 1985 are still tops in Appalachian's single-game annals, as are his 18 solo stops versus Furman on Oct. 26, 1985. In addition to the All-America recognition as a senior, Hackett was also an All-Southern Conference honoree in both 1984 and '85.

Following his standout collegiate career, Hackett was selected in the second round (35th overall) of the 1986 National Football League Draft by the Kansas City Chiefs, the second highest that a Mountaineer has ever been drafted by an NFL team. He went on to enjoy a successful seven-year professional career, spending six seasons with the Chiefs and one with the Seattle Seahawks. One of only seven Chiefs to ever start all 16 games as a rookie, Hackett's 140 tackles in 1986 are the second-most by a rookie in team history. He went on to earn a spot in the Pro Bowl following the 1988 season, in which he was part of K.C.'s top-rated pass defense. His 16 tackles versus the Seahawks on Sept. 20, 1987 are still a Kansas City record.

Since retiring from the NFL following the 1993 season, Hackett has returned to the Triad, where he and his brother, Joey, own and operate Hackett Properties, a real estate development company.



**Appalachian State retired Dino Hackett's No. 38 on Oct. 29, 2005.**

A graduate of Southern Guilford H.S. in Greensboro, Hackett resides in Pleasant Garden, N.C., with his wife, Cindy, daughter, Dustin Marie, and son, Jax. The family raises quarterhorses on their farm. "Honoring Dino was a highlight of my first year at Appalachian. To me, personally, Dino Hackett is what Mountaineer football is all about," Appalachian State athletics director Charlie Cobb said. "Along with being one of the best football players in App State history, Dino is someone who embodies the spirit of Appalachian and is a terrific ambassador for both the University and the athletics department. He is truly deserving of the honor."



**Dino Hackett played six of his seven NFL seasons with the Kansas City Chiefs and earned a Pro Bowl selection in 1988.**

**NO. 71 LARRY HAND**

Appalachian State University retired the No. 71 jersey worn by all-American and NFL standout Larry Hand as part of homecoming festivities on Sept. 30, 2006.

Hand was a two-time all-American and three-time all-Carolinas Conference honoree as a tackle at Appalachian from 1960-64. Hand was far from a top prospect coming out of Butler H.S. in Butler, N.J. In fact, he worked as a mason for two years before Appalachian head coach Jim Duncan brought him to Boone, despite the fact that the 6-4, 225-pounder only played junior varsity high school football. However, after missing his freshman season due to injury, Hand made an immediate impact on the Mountaineers and put together the first of three-straight all-conference campaigns in 1962.

In '63, he garnered all-America accolades for the first time, earning second-team NAIA honors. His breakout performance came in a 20-6 win over Lenoir-Rhyne, in which he led a Mountaineer defense that forced five fumbles and held the Bears to minus-22 yards rushing.

Following Appalachian's first victory over LRC in nine years, Duncan called Hand "the best pro line prospect to come out of the Carolinas Conference." Professional teams agreed, as Hand was drafted as a future selection by both the Detroit Lions (10th round — NFL) and New York Jets (21st round — AFL) prior to his senior season in 1964 (future selections could be used on players that had a year of college eligibility remaining but their class had graduated).

In '64, Hand showed why the professional teams jumped at the chance to draft him in the offseason, as he put together a monster season that culminated in first-team NAIA all-America plaudits and second-team recognition by the Associated Press. He was also awarded the 1964 Kirkland Blocking Award, established in 1957 by Catawba College in memory of Gordon A. Kirkland.

He signed with the Lions in 1965 and went on to play 13 seasons in Detroit. His 13 years of service are tied for the fourth-most in Lions history and his 164 games played are tied for the 11th-highest total in franchise history.



**Appalachian State retired Larry Hand's No. 71 on Sept. 30, 2006.**

In his 13 professional seasons, Hand registered five interceptions as a defensive lineman, returning three for touchdowns. He was the Lions' defensive MVP in 1972 and is still tied for second in Lions history with two INT returns for touchdowns in 1967. Defensive statistics such as tackles, tackles for loss and sacks were not kept by the Lions until 1973 (and didn't become an official NFL statistic in 1983). However, it is known that he led Detroit in sacks in two of the five seasons that he played when those records were kept, with 11 in 1973 and seven in 1975 (both 14-game seasons).



**After being selected in both the NFL and AFL Drafts, Larry Hand played 13 seasons with the NFL's Detroit Lions.**



## ROB BEST, SHAWN ELLIOTT & STACY SEARELS

As Appalachian State football departed Johnson City, Tenn., on Sept. 30, 2000, the most shocking thing to happen that night had been Joe Burchette's evolution from third-string quarterback to starter in a 30-13 win at East Tennessee State. As October began a couple of hours later, however, who took the bulk of snaps from center was the farthest thing from any Mountaineer's mind.

As Appalachian State's buses rounded a corner on Route 105 in Foscoe, N.C., six miles from Appalachian's Boone, N.C. campus, around 12:30 in the morning, they came upon a fiery accident that appeared to involve a van and a car. Not long after the buses came to a stop, someone on the lead bus recognized the van as the one transporting the football team's student trainers, managers and videographers.

Shouts of, "That's our van!" were followed quickly by the buses' occupants scrambling to get to the van. The first three people out of the bus were offensive coaches Stacy Searels, Rob Best and Shawn Elliott.

"The car was engulfed in flames," said Best, "and our biggest concern was that it might spread to the van."

According to the North Carolina Highway Patrol, a 1989 Audi station wagon driven by John V. White, III crossed the center line going about 60 miles per hour in a 35 mph zone and hit the 2000 Dodge Ram van head on. The car immediately burst into flames and White is believed to have died instantly.

Head coach Jerry Moore attempted to help the driver of the car, but "there was nothing anyone could do. The whole car was just a mass of flames and he was pinned in there."

As Searels, Best and Elliott reached the van, they found that two of the 13 passengers were still in the van: assistant athletic trainer Tony Barnett, the driver of the van, and Searels' student assistant coach, Jonathan Taylor. Searels ripped open the mangled door to the van and pulled Taylor out. Barnett was trapped by a tangled seat belt and an inflated air bag.

"Tony was pinned in the seat," said Best. "Stacy dragged Jonathan out and Shawn and I both grabbed the driver's seat and yanked it back to try and get Tony free. Stacy came back and helped us get him out."

"Stacy got in there and all but ripped the whole seat out of that van," added Moore. "Fire was everywhere but he had Tony in his arms and was getting him back toward the buses."

The 13 passengers were now out of the van, but in varying stages of injury, pain and shock. Many were still dangerously close to the burning wreck.

"When we first ran up, there were people just kind of lying on the ground," said sophomore wide receiver Joe Hamilton. "We grabbed a couple of the people and moved them away from the scene."

Jake Stroot, team video coordinator and Appalachian Sports Network sideline reporter, had managed to get out of the van but could get no further.

"I got out of the van and I couldn't walk," said Stroot. "(Neil Cornatzer, Aaron Dobbins and Daniel Jeremiah) carried me like 50 yards away."

"About four to six minutes after we got them out," said Best, "the van ignited. (The fire) spread pretty fast."

Best called the scene "unbelievable" as head athletic trainer Andy Massey examined the injured and the players attended to them.

"It was a complete role reversal," said Best. "The players had the kids who were in the van wrapped up in blankets and were applying pressure to stop bleeding wounds. The response and composure a lot of those guys showed was just amazing."

"They worked on me for six years now to try and keep me on the field," said senior wide receiver Joey Gibson, who missed the 1999 season with a knee injury. "It was kind of a flip to see us working on them."

"Everybody who was out there helping, being nothing but 10 or 15 yards away from that van, was at a risk," said Moore. "They ought to hang a medal around everyone's neck."

"That was hero stuff going on," said defensive coordinator John Wiley.

When EMS services arrived minutes later, many of the injured were prepared to be loaded onto ambulances. Barnett and Taylor were the first to be transported out. Taylor was taken to Cannon Memorial Hospital and life-flighted to Johnson City (Tenn.) Memorial Hospital, while Barnett was admitted at Watauga Medical Center.

Of the other 11 passengers, five were taken to WMC and five to CMH. Only the frontseat passenger was spared a hospital visit, due to a seatbelt and air bag. Most of the injuries consisted of broken bones and cuts. In all, only seven stayed the night in the hospital and after 10 days only Taylor remained hospitalized in serious but stable condition with a severe concussion and some broken bones.

After the injured were taken away, the team buses were allowed through the accident scene and arrived back on campus at about 2 a.m. A quiet 10-minute ride was followed by a team meeting. Before any of the equipment was unloaded, the players and coaches gathered in the Mountaineer Room in Owens Field House and prayed. Some prayed silently while others verbalized their hopes and wishes.



**Rob Best, Stacy Searels and Shawn Elliott were presented with the NCAA Award of Valor, recognizing individuals who, when confronted with a situation involving personal danger, averted or minimized potential disaster by courageous action or noteworthy bravery.**

However, that early morning meeting is hardly the end of the story. Coaches still needed to coach and players still needed to play and those were not the easiest things to do for awhile. Athletics director Roachel Laney spent every day for the next week at the different hospitals, as did Massey and the coaching staff. Someone from the Appalachian State football team visited Johnson City daily to be with Jonathan and his family.

The staff also learned the nature of their relationship with the rest of the Southern Conference's coaches and teams. East Tennessee State made extra copies of their game films to replace the Appalachian copies lost in the accident. Also, the ETSU branch of Fellowship of Christian Athletes met Taylor's mother and held prayer meetings at Johnson City Memorial every night.

On top of all this, the team had to prepare to face sixth-ranked and SoCon rival Furman the next Saturday on regional television and deal with the attention from media.

"I hear about a different hero every day," said Moore after listening to different people's stories. "We're grateful and fortunate that we didn't lose anyone. But one life was lost and our hearts and prayers are with that family too."

"Everyone had their own heroes," said Stroot. "Everyone had two or three guys helping them out. It's really a big family. You realize how much everyone cares for you."

The emotional week was capped by an 18-17, come-from-behind win over the Paladins. As the final seconds ticked off the clock, Searels searched for a cell phone on the field. Finding one, he dialed the number for Taylor's room in Johnson City. After getting Jonathan on the phone Searels proclaimed, "We won, Jonathan. We did it. We did it for you."

"I'll never be prouder of a program, no matter what happens on the field," said Moore, long before the Furman contest. "They've learned a lot about priorities and how fragile life and health can be. They've showed me they have qualities that will serve them well a long time after they don't play football games anymore."

For their actions that night, Searels, Best and Elliott were presented with the NCAA Award of Valor. The award is presented only in years when there is a worthy candidate or candidates. It recognizes a current intercollegiate athletics coach or administrator, or a current or former varsity letterwinner at an NCAA institution, who, when confronted with a situation involving personal danger, averted or minimized potential disaster by courageous action or noteworthy bravery. In all, the NCAA Award of Valor has only been presented 15 times since its inception in 1974.

Best, who left Appalachian State after the 2002 season to be the offensive coordinator at the University at Buffalo, retired in November 2016 as head coach at Pilot Point High School in suburban Dallas, Texas. Elliott and Searels both serve as college football coaches — Elliott as head coach at Georgia State and Searels as offensive line coach at North Carolina

## BRIAN STOKES

Many events on the gridiron during Appalachian State's run to consecutive NCAA Division I national championships in 2005 and '06 were described as heroic. However, Appalachian benefitted from the presence of a true hero on the field and in the locker room during the championship campaigns.

Brian Stokes came to Appalachian in 2005 as a 26-year-old freshman. Prior to his arrival in the High Country, Stokes spent five years in the United States Marine Corps, serving deployments to over 10 countries during his military career, including two tours of duty in Iraq.

During Stokes' second tour in Iraq in 2004, the former all-state linebacker and fullback at Williams H.S. in Burlington, N.C. served in over 200 combat missions, including the invasion of Fallujah. A sergeant in the 2nd Battalion, 2nd Marines, Stokes was the commanding officer in a humvee near Lutayfiah in August 2004 when his convoy was the target of two 200-kilogram roadside bombs, which blew the 300-pound doors off Stokes' humvee when detonated within yards of the armored vehicle. Everyone in the vehicle survived, but Stokes suffered shrapnel wounds in his right arm and lost the majority of hearing in his right ear.

Following his release from active duty, Stokes and fellow Marine Wayne Norman enrolled at Appalachian, where head coach Jerry Moore welcomed the heroes with open arms. Both were on the field for the opening kickoff in the 2005 home opener versus Coastal Carolina. Stokes was a regular contributor on special teams and played an important role in the Mountaineers winning their first-ever national title.

Little did Stokes know that just one week prior to the 21-16 victory over Northern Iowa in the 2005 NCAA Division I-AA national championship game, he was awarded a Purple Heart for the injuries he sustained in the roadside bomb attack 16 months earlier. He wasn't aware of the recognition until the Purple Heart arrived in the mail in February 2006.

Due to injury-riddled stints as a member of the football programs at East Carolina and Elon following Stokes' standout high-school career, the former Shrine Bowl participant was granted just two years of eligibility at Appalachian by the NCAA. He returned for his final gridiron campaign in 2006 and again was a key special-teams performer for Appalachian's second-straight national title march.

Stokes finished his career with eight tackles in 29 games and capped his football-playing days with an appearance in the Texas vs. The Nation All-Star Classic in El Paso, Texas.

His story has been told in dozens of newspapers and on television programs across the region and nation, highlighted by an appearance on CBS' *Late, Late Show with Craig Ferguson* in 2005. He graduated from Appalachian State with a degree in criminal justice in 2008. A book and movie chronicling Stokes' journey are in production stages.

Stokes is one of three Iraqi War veterans to go on to play for the Mountaineers. Norman suited up for App State for its first national championship campaign in 2005 and Chris Aiken, a five-year U.S. Army military police veteran who did two tours of duty in Iraq, played defensive tackle for the Mountaineers in 2010 and 2011.



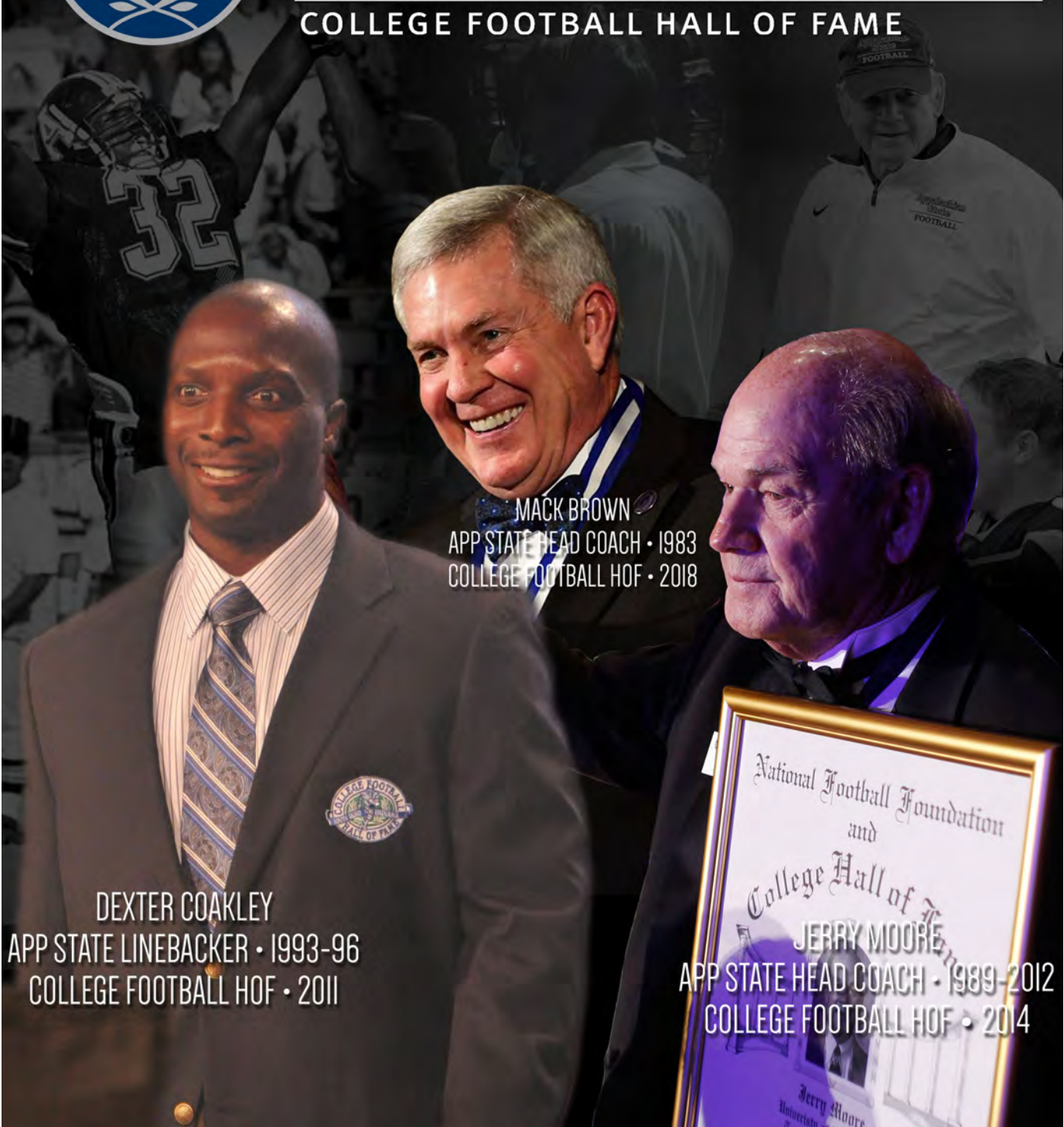
**Purple Heart recipient Brian Stokes was a special-teams standout for the Mountaineers in 2005 and '06.**

# MOUNTAINEERS IN THE NATIONAL FOOTBALL FOUNDATION



COLLEGE FOOTBALL HALL OF FAME

COLLEGE FOOTBALL HALL OF FAME



MACK BROWN  
APP STATE HEAD COACH • 1983  
COLLEGE FOOTBALL HOF • 2018

DEXTER COAKLEY  
APP STATE LINEBACKER • 1993-96  
COLLEGE FOOTBALL HOF • 2011

National Football Foundation  
and  
College Hall of Fame  
JERRY MOORE  
APP STATE HEAD COACH • 1989-2012  
COLLEGE FOOTBALL HOF • 2014



## APPALACHIAN STATE ATHLETICS HALL OF FAME

Founded in 1975 by the Appalachian Former Athletes Association, the Appalachian State Athletics Hall of Fame recognizes former coaches and student-athletes for their athletic achievements at Appalachian State. To be considered for induction, a nominee must have completed their eligibility at least five years prior to his/her nomination while coaches are eligible for nomination five years after their last season of coaching at Appalachian.

Through 2019, 81 men representing the football program have been inducted into the Hall of Fame. The entire list of football representatives in the Appalachian State Athletics Hall of Fame is below.

ATHLETICS HALL OF FAME

Name	Years	Date Inducted
S.G. Gabriel	1950-54	Sept. 13, 1975
Jack Groce	1949-53	Sept. 13, 1975
Larry Hand	1961-64	Sept. 13, 1975
Claude "Red" Smith	1930-34	Sept. 13, 1975
John Caskey	1946-49	Sept. 11, 1976
John Hollar	1940-42, 1946-49	Sept. 11, 1976
Coaker Triplett	1930-33	Sept. 11, 1976
George "Fluffy" Watts	1938-42	Sept. 11, 1976
Herman Bryson	1946-50	Sept. 17, 1977
Lloyd Hobbs	1934-37	Sept. 17, 1977
Francis L. Hoover*	1936-40; 1945-77	Sept. 17, 1977
Pat Murphy	1965-69	Sept. 17, 1977
Kidd Brewer^	1935-38	Sept. 9, 1978
Len Wilson	1934-38	Sept. 9, 1978
Bobby Agle	1965-69	Sept. 22, 1979
M.J. "Rovie" Angell	1934-38	Sept. 22, 1979
Cline Farthing	1933-37	Sept. 22, 1979
Claude Pyatte	1929-32	Sept. 22, 1979
E.C. Duggins^	1947-55	Sept. 13, 1980
Alvin Hooks	1948-52	Sept. 13, 1980
Everette McConnell	1931-35	Sept. 13, 1980
Flucie Stewart^	1935-40; 1946-47	Sept. 5, 1981
J.C. Honeycutt	1946-50	Sept. 5, 1981
Ansel Glendenning	1956-60	Sept. 18, 1982
Ivo Wortman	1930-34	Sept. 18, 1982
Carl Rudisill	1932-36	Sept. 22, 1984
Greg Van Orden	1960-63	Sept. 22, 1984
Rick Beasley	1977-81	Sept. 13, 1986
Robert Weaver	1931-35	Sept. 13, 1986
Steven Gabriel	1948-52	Sept. 12, 1987
Gill Beck	1974-77	Sept. 3, 1988
James Ollis	1952-56	Sept. 2, 1989
Steve Brown	1977-81	Sept. 1, 1990
Carl Messere*	1957-61; 1965-70	Aug. 31, 1991
Ned Pennell	1951-54	Sept. 26, 1992
Robby Price	1974-78	Sept. 11, 1993
John Settle	1983-86	Sept. 17, 1994
Dino Hackett	1981-85	Sept. 9, 1995
Emmitt Hamilton	1974-78	Sept. 9, 1995
Devon Ford	1973-77	Sept. 9, 1995
Larry Bo Buttler	1969-73	Sept. 20, 1997
Jim Brakefield^	1971-79	Sept. 20, 1997
Joe Parker	1973-77	Sept. 5, 1998
Scott McConnell	1975-78	Sept. 11, 1999
Avery Hall	1989-92	Sept. 11, 1999
Earl Henson	1934-38	Sept. 9, 2000
Bob Broome*	1936-40; 1947-59	Sept. 1, 2001
Jim Duncan^	1959-65	Sept. 1, 2001
Bobby Russell	1965-68	Sept. 11, 2004
Matt Stevens	1991-95	Sept. 11, 2004
Clayton Deskins	1968-71	Sept. 11, 2004
Jim Conger	1956-59	Sept. 17, 2005

Name	Years	Date Inducted
Rico Mack	1989-92	Sept. 17, 2005
Richard Tickle	1961-64	Sept. 17, 2005
Harold Alexander	1989-92	Sept. 9, 2006
Alvin Parker	1980-83	Sept. 9, 2006
Wayne Byrd	1963-66	Sept. 27, 2008
Dexter Coakley	1993-96	Sept. 27, 2008
Corey Hall	1997-2000	Sept. 26, 2009
Josh Jeffries	1999-2002	Sept. 26, 2009
Mark Royals	1983-85	Sept. 26, 2009
Johnny Jennings	1987-90	Sept. 11, 2010
Larry Harbin	1961-64	Sept. 10, 2011
Dwayne Pelham	1987-90	Sept. 10, 2011
Richie Williams	2002-05	Sept. 10, 2011
Anthony Downs	1984-87	Sept. 8, 2012
Derek Graham	1986-89	Sept. 8, 2012
Kevin Richardson	2004-07	Sept. 7, 2013
Jay Sutton	1992-96	Sept. 7, 2013
Matt Isenhour	2003-06	Sept. 6, 2014
Damon Scott	1993-96	Sept. 6, 2014
Armanti Edwards	2006-09	Sept. 5, 2015
Chip Hooks	1991-94	Sept. 5, 2015
Jerry Moore^	1989-2012	Sept. 5, 2015
Daniel Wilcox	1999-2000	Sept. 5, 2015
Kerry Brown	2004-2007	Sept. 10, 2016
David Jackson#	2000-2015	Sept. 10, 2016
Cedric Felton	1982-86	Sept. 9, 2017
Corey Lynch	2003-07	Nov. 17, 2018
Marques Murrell	2003-06	Nov. 17, 2018
DaVon Fowlkes	2000-04	Aug. 31, 2019

\* denotes player and coach  
# denotes non-player/coach  
^ denotes coach



Armanti Edwards (left) and Jerry Moore (right) became the football program's 71st and 72nd representatives in the Appalachian State Athletics Hall of Fame in 2015.

## 75TH ANNIVERSARY TEAM

On November 15, 2003, Appalachian State University wrapped up its 75th anniversary of intercollegiate football by announcing its 75th Anniversary Team. The team consists of 25 of the greatest players from the first 75 years of Mountaineer football, with a representative at each position. The team was recognized during halftime of the season finale at Kidd Brewer Stadium versus Western Carolina.

### OFFENSE

Wide Receiver	Bob Agle (1965-68)
Wide Receiver	Rick Beasley (1978-80)
Tight End	Steve Wilkes (1984-87)
Offensive Line	Gill Beck (1974-77)
Offensive Line	Mike Callaway (1982-86)
Offensive Line	Derrick Graham (1986-89)
Offensive Line	Scott Kadlub (1992-96)
Offensive Line	Ted Reitzle (1937-40)
Quarterback	Steve Brown (1977-80)
Running Back	John Settle (1983-86)
Running Back	Damon Scott (1993-96)
Return Specialist	Devon Ford (1973-76)
Place Kicker	Bjorn Nittmo (1985-88)

### DEFENSE

Defensive Line	Anthony Downs (1984-87)
Defensive Line	Avery Hall (1989-92)
Defensive Line	Larry Hand (1960-64)
Defensive Line	Josh Jeffries (1999-2002)
Linebacker	Dexter Coakley (1993-96)
Linebacker	Dino Hackett (1982-85)
Linebacker	Richard Tickle (1961-64)
Defensive Back	Wayne Byrd (1963-66)
Defensive Back	Larry Harbin (1961-64)
Defensive Back	Jim Ollis (1952-55)
Defensive Back	Matt Stevens (1991-95)
Punter	Harold Alexander (1989-92)

**APPALACHIAN STATE ALL-AMERICANS**

Eighty-nine App State players have received All-America recognition since running back Len Wilson became the Mountaineers' first All-American in 1937.

App State's 89 honorees have earned All-America recognition a total of 124 times, highlighted by the first four-time All-American in school history (Armanti Edwards — 2006-09) and four three-time all-Americans (Dexter Coakley — 1994-96, Corey Lynch — 2005-07, Kevin Richardson — 2005-07 and Mark LeGree — 2008-10).

**ALL-AMERICANS**

**KEY**

**AFCA** = American Football Coaches Association; **AP** = Associated Press; **BF** = Board of Football; **CSJ** = College Sports Journal; **CSN** = College Sporting News; **CSR** = CollegeSportsReport.com; **FG** = Football Gazette; **NAIA** = National Assoc. of Intercollegiate Athletics; **ORG** = I-AA.org; **PFF** = PFF College; **PB** = Playboy; **PS** = Phil Steele; **TL** = Teamlink.com; **TSN** = The Sports Network; **W** = Williamson; **WC** = Walter Camp



**Len Wilson, RB**  
1937: 1st-BF



**Ted Reitzle, C**  
1939: 3rd-AP  
1940: 2nd-W



**George Watts, T**  
1941: 2nd-AP; 3rd-W



**John Caskey, E**  
1948: 1st-AP



**Herman Bryson, RB**  
1948: 3rd-AP



**Jack Groce, RB**  
1950: 2nd-AP



**Ansel Glendenning, RB**  
1958: 1st-W



**Bob White, G**  
1960: 2nd-NAIA



**Joe Bailey, T**  
1961: 2nd-W



**Greg Van Orden, T**  
1962: 2nd-W  
1963: 1st-AP; 2nd-W




**Larry Hand, T**  
1963: 2nd-NAIA  
1964: 1st-NAIA; 2nd-AP



**Joe Parker, P**  
1974: 1st-PB




**Rick Beasley, WR**  
1979: 2nd-AP



**Ed Boyd, G**  
1984: 3rd-AP




**Dino Hackett, LB**  
1985: 1st-AP, AFCA



**John Settle, RB**  
1985: 2nd-AP  
1986: 1st-FG; 2nd-AP



**Anthony Downs, DL**  
1987: 1st-AP, AFCA, WC, FG, TSN




**James Hardman, OT**  
1987: 2nd-TSN



**Bjorn Nittmo, PK**  
1988: 1st-AP, AFCA; 2nd-TSN, FG



**Derrick Graham, OT**  
1989: 1st-AP, AFCA, TSN; 2nd-FG



**Keith Collins, DB**  
1989: 1st-AP




**Rico Mack, LB**  
1990: 3rd-AP  
1991: 1st-WC; 2nd-AP



**Harold Alexander, P**  
1991: 1st-AP, AFCA, WC, TSN, FG  
1992: 1st-AP, AFCA, WC, TSN, FG



**Gary Dandridge, DB**  
1991: 3rd-AP



**Avery Hall, DL**  
1992: 1st-AP, WC, TSN




**Brent David, LB**  
1993: 2nd-TSN



**Dexter Coakley, LB**  
1994: 1st-AP, AFCA, TSN; 2nd-FG  
1995: 1st-AP, AFCA, TSN, WC, FG  
1996: 1st-AP, AFCA, TSN, WC, FG



**Matt Stevens, DB**  
1994: 1st-AP, TSN, FG  
1995: 1st-AP, WC, FG; 3rd-TSN




**Brad Ohrt, OT**  
1994: 1st-TSN, FG; 3rd-AP



**William Peebles, DL**  
1994: 1st-TSN; 2nd-AP, FG



**Chip Miller, DL**  
1994: 1st-TSN, FG  
1995: 1st-TSN, WC



**Scott Kadlub, C**  
1995: 1st-FG; 2nd-TSN  
1996: 1st-FG;  
2nd-AP, TSN



**Chad Groover, OT**  
1995: 3rd-FG  
1996: 2nd-TSN



**Damon Scott, RB**  
1996: 2nd-FG; 3rd-TSN



**Shawn Clark, G**  
1996: 3rd-AP  
1998: 1st-WC, 3rd-TSN



**Jay Sutton, PK**  
1996: 3rd-FG




**Jackie Avery, DL**  
1997: 1st-AFCA;  
2nd-AP; 3rd-TSN



**Chuck Payne, DB**  
1998: 3rd-TSN



**Rocky Hunt, DL**  
1999: 1st-WC



**Corey Hall, DB**  
1999: 1st-TSN, TL; 2nd-AP, FG  
2000: 1st-AP, WC, AFCA; 2nd-TSN



**Brian Reilly, P**  
1999: 1st-TL; 3rd-TSN




**Jimmy Freeman, DL**  
2000: 2nd-TSN; 3rd-AP



**Tyler Elkins, C**  
2000: 3rd-AP  
2001: 2nd-TSN



**Daniel Wilcox, TE**  
2000: 2nd-TSN



**Billy Young, OT**  
2000: 2nd-TSN



**Josh Jeffries, DE**  
2001: 1st-AFCA, AP, FG, TSN, WC  
2002: 1st-AFCA, AP,  
FG, ORG, TSN, WC



**Justin Seaverns, LB**  
2001: 3rd-FG, TSN



**Wayne Smith, OT**  
2001: 3rd-TSN



**Ryan Watson, DT**  
2001: 1st-FG, TSN




**Joe Patrick, OG**  
2002: 3rd-TSN



**Derrick Black, DB**  
2003: 1st-ORG



**Nate McKinney, P**  
2003: 1st-ORG;  
2nd-TSN; 3rd-AP




**K.T. Stovall, DE**  
2003: 1st-AFCA, AP,  
ORG, TSN



**DaVon Fowlkes, WR**  
2004: 1st-AFCA, AP, FG,  
ORG, TSN, WC



**Jason Hunter, DE**  
2005: 1st-ORG, FG;  
2nd-AP, TSN; 3rd-CSR



**Matt Isenhour, OT**  
2005: 1st-ORG; 2nd-TSN  
2006: 1st-AP, TSN, WC



**Corey Lynch, DB**  
2005: 1st-ORG; 2nd-AP, TSN  
2006: 1st-CSN; 2nd-TSN  
2007: 1st-AP, WC, TSN, CSN, CSR




**Marques Murrell, DE**  
2005: 1st-AP, TSN, ORG, FG, CSR, WC  
2006: 1st-AP, TSN, WC,  
AFCA, CSN



**Kevin Richardson, RB**  
2005: 3rd-FG  
2006: 1st-CSN; 3rd-AP, TSN  
2007: 3rd-TSN



**Jeremy Wiggins, DB**  
2005: 3rd-TSN  
2006: 1st-AP, TSN,  
WC, CSN



**Richie Williams, QB**  
2005: 1st-ORG;  
3rd-FG, CSR



**Daniel Bettis, TE**  
2006: 3rd-AP



**Kerry Brown, OG**  
2006: 1st-AP, TSN, AFCA, CSN  
2007: 1st-AP, WC, AFCA,  
TSN, CSN; 2nd-CSR



**Armanti Edwards, QB**  
2006: 1st-CSN  
2007: 1st-CSN; 2nd-TSN  
2008: 1st-AP, AFCA, WC, TSN, CSN  
2009: AP, WC, TSN, CSN



**Pierre Banks, LB**  
2007: 1st-TSN  
2008: 3rd-TSN



**John Holt, OL**  
2007: 3rd-TSN



**Julian Rauch, PK**  
2007: 2nd-TSN



**Scott Suttle, C**  
2007: 3rd-TSN



**Gary Tharrington, DL**  
2007: 3rd-AP, TSN



**Jerome Touchstone, CB**  
2007: 1st-CSN;  
3rd-TSN



**Anthony Williams, DL**  
2007: 1st-TSN



**Jonathan Bieschke, OT**  
2008: 1st-WC,  
2nd-AP




**Cortez Gilbert, CB**  
2008: 2nd-TSN  
2009: 1st-TSN



**Mark LeGree, DB**  
2008: 1st-AP, WC, TSN, CSN  
2009: 1st-AP, AFCA, WC, TSN, CSN  
2010: 1st-AP, AFCA, WC, TSN, CSN, PS



**Jacque Roman, LB**  
2008: 1st-TSN  
2009: 1st-AFCA;  
3rd-AP, TSN




**Mario Acitelli, OL**  
2009: 1st-WC; 2nd-  
AP, TSN



**D.J. Smith, LB**  
2009: 1st-TSN, CSN  
2010: 1st-TSN, CSN;  
2nd-PS; 3rd-AP



**Jabari Fletcher, DL**  
2010: 1st-AP, AFCA,  
WC, PS; 2nd-TSN



**Daniel Kilgore, OT**  
2010: 1st-CSN,  
3rd-PS



**DeAndre Presley, QB**  
2010: 1st-CSN;  
2nd-AP, PS; 3rd-TSN



**Brian Quick, WR**  
2010: 1st-CSN; 2nd-PS  
2011: 1st-AFCA, PS,  
CSN, CSJ; 2nd-AP, TSN



**Orry Frye, OT**  
2011: 3rd-TSN



**Jeremy Kimbrough, LB**  
2011: 1st-CSJ; 2nd-TSN, PS  
2012: 1st-TSN, WC, CSN,  
CSJ; 2nd: AP



**Demetrius McCray, DB**  
2011: 4th-PS  
2012: 2nd-AP;  
3rd-TSN



**Sam Martin, P**  
2012: 1st-AP, CSJ  
3rd-TSN



**Sean Price, WR**  
2012: 1st-CSJ;  
3rd-TSN



**Bentlee Critcher, P**  
2013: 3rd-TSN



**Akeem Davis-Gaither, LB**  
2019: 4th-PS



**Shaun Jolly, CB**  
2019: 2nd-PFF



### COLLEGE FOOTBALL HALL OF FAME

- 2011 - Dexter Coakley, Fisher DeBerry \* (former App State assistant)
- 2014 - Jerry Moore
- 2018 - Mack Brown

### WALTER PAYTON AWARD *Division I-AA/FCS National Player of the Year* *National Player of the Year*

- 2008 - Armanti Edwards, QB
- 2009 - Armanti Edwards, QB

### BUCK BUCHANAN AWARD *Division I-AA/FCS National Defensive Player of the Year*

- 1995 - Dexter Coakley, LB
- 1996 - Dexter Coakley, LB

### BUCK BUCHANAN AWARD FINALISTS

- 1995 - Dexter Coakley, LB (1st)
- 1996 - Dexter Coakley, LB (1st)
- 1999 - Corey Hall, DB (N/A)
- 2000 - Joe Best, LB (13th)
- 2001 - Josh Jeffries, DE (7th)
- 2002 - Josh Jeffries, DE (8th)
- 2003 - K.T. Stovall, DE (11th)
- 2005 - Marques Murrell, DE (9th)
- 2006 - Marques Murrell, DE (3rd)  
Jeremy Wiggins, DB (9th)
- 2007 - Corey Lynch, DB (2nd)
- 2008 - Mark LeGree, DB (3rd)
- 2009 - Mark LeGree, DB (5th)
- 2010 - Jabari Fletcher, DE (7th)  
D.J. Smith, LB (8th)  
Mark LeGree, DB (17th)
- 2012 - Jeremy Kimbrough, LB (2nd)  
Demetrius McCray, DB (16th)

### WALTER PAYTON AWARD FINALISTS

- 2004 - DaVon Fowlkes, WR (3rd)  
Richie Williams, QB (15th)
- 2005 - Richie Williams, QB (6th)
- 2006 - Kevin Richardson, RB (12th)
- 2007 - Kevin Richardson, RB (10th)  
Kerry Brown, OG (19th - write-in candidate)
- 2008 - Armanti Edwards, QB (1st)
- 2009 - Armanti Edwards, QB (1st)
- 2010 - DeAndre Presley, QB (3rd)
- 2011 - Brian Quick, WR (15th)
- 2012 - Jamal Londry-Jackson, QB (14th)

### JERRY RICE AWARD FINALISTS *Division I-AA/FCS National Freshman of the Year*

- 2012 - Sean Price, WR (3rd)
- 2013 - Marcus Cox, RB (2nd)  
Bentlee Critcher, P (t-17th)

### KIRKLAND BLOCKING TROPHY

- 1964 - Larry Hand, T

### EDDIE ROBINSON AWARD *Division I-AA/FCS National Coach of the Year*

- 2006 - Jerry Moore

### LIBERTY MUTUAL DIVISION I-AA/FCS COACH OF THE YEAR

- 2009 - Jerry Moore

### AFC A DIVISION I-AA/FCS NATIONAL COACH OF THE YEAR

- 2005 - Jerry Moore
- 2006 - Jerry Moore
- 2007 - Jerry Moore

### INDIVIDUAL NATIONAL STATISTICAL CHAMPION

- 1936 - Len Wilson (scoring) - NAIA
- 1974 - Joe Parker (punting) - Division I
- 1979 - Rick Beasley (receiving) - Division I
- 1991 - Harold Alexander (punting) - Division I-AA
- 1992 - Harold Alexander (punting) - Division I-AA
- 2004 - DaVon Fowlkes (receptions, receiving yards, all-purpose yards) - Division I-AA
- 2008 - Mark LeGree (interceptions) - Division I FCS

### TEAM NATIONAL STATISTICAL CHAMPION

- 2007 - Total Offense - Division I FCS
- 2018 - Defensive Fourth-Down Conversion Percentage Allowed - Division I FBS
- 2019 - Fourth-Down Conversion Percentage - Division I FBS
- 2019 - Defensive Touchdowns (T-1st) - Division I FBS



Appalachian State is one of only two programs (Montana being the other) that boasts winners of the Walter Payton (FCS National Player of the Year), Buck Buchanan (FCS Defensive Player of the Year) and Eddie Robinson (FCS National Coach of the Year) awards. Appalachian is home to the only two-time winners of the Payton and Buchanan Awards in Armanti Edwards (center — 2008 and '09) and Dexter Coakley (left — 1995 and '96), respectively, while Jerry Moore (right) won the Robinson Award in 2006.



**ACADEMIC ALL-AMERICA HALL OF FAME**

2004 - Gill Beck

**NCAA POSTGRADUATE SCHOLARSHIP**

1977 - Gill Beck, C (law)  
1992 - D.J. Campbell, QB (medicine)

**NATIONAL FOOTBALL FOUNDATION NATIONAL SCHOLAR-ATHLETE**

16 recipients annually — award includes postgraduate scholarship

1992 - D.J. Campbell, QB (medicine)  
2013 - Tony Washington (architectural design)

**ACADEMIC ALL-AMERICA**

1959 - Carl Messere, C (first team)  
1960 - Carl Messere, C (first team)  
1975 - Gill Beck, C (second team)  
1976 - Gill Beck, C (second team)  
1977 - Gill Beck, C (first team)  
1992 - D.J. Campbell, QB (first team)

**FCS ATHLETICS DIRECTORS ASSOCIATION**

**NATIONAL ACADEMIC ALL-STAR**

2007 - Pierre Banks, LB  
2008 - Pierre Banks, LB  
2010 - Orry Frye, OL  
2012 - Tony Washington, WR

**DRADDY AWARD SEMIFINALIST**

National Football Foundation Scholar-Athlete of the Year

2008 - Pierre Banks, LB (educational media - master's)

**NATIONAL PLAYER OF THE WEEK**

**NCAA Division I-AA/FCS**


- Oct. 2, 1999 - Tim Ramseur, LB (ESPN/USA Today)
- Oct. 16, 1999 - Corey Hall, DB (The Sports Network & Teamlink)
- Oct. 30, 1999 - Wes Hunter, LB (ESPN/USA Today)
- Aug. 31, 2000 - Joe Best, LB (The Sports Network)
- Sept. 23, 2000 - Jimmy Watkins, KR (The Sports Network)
- Nov. 11, 2000 - Joe Burchette, QB (The Sports Network)
- Sept. 8, 2001 - Josh Jeffries, DE (The Sports Network)
- Sept. 30, 2002 - Josh Jeffries, DE (I-AA.org)
- Oct. 14, 2002 - Derrick Black, DB (The Sports Network)
- Oct. 14, 2002 - Josh Jeffries, DE (The Sports Network)
- Oct. 14, 2002 - Josh Jeffries, DE (Football Gazette)
- Nov. 9, 2002 - Joe Burchette, QB (I-AA.org)
- Oct. 13, 2003 - K.T. Stovall, DE (The Sports Network)
- Sept. 25, 2004 - DaVon Fowlkes, WR (I-AA.org)
- Oct. 9, 2004 - Richie Williams, QB (I-AA.org/The Sports Network)
- Oct. 23, 2004 - DaVon Fowlkes, WR (The Sports Network)
- Nov. 6, 2004 - DaVon Fowlkes, WR (I-AA.org/The Sports Network)
- Sept. 3, 2005 - Corey Lynch, DB (I-AA.org)
- Sept. 17, 2005 - Kevin Richardson, RB (The Sports Network)
- Oct. 15, 2005 - Kevin Richardson, RB (I-AA.org)
- Dec. 3, 2005 - Richie Williams, QB (I-AA.org)
- Dec. 10, 2005 - Trey Elder, QB (I-AA.org)
- Dec. 10, 2005 - Jason Hunter, DE (I-AA.org)
- Dec. 16, 2005 - Jason Hunter, DE (I-AA.org)
- Dec. 16, 2005 - Zach Johnson, WR (I-AA.org)
- Dec. 16, 2005 - Marques Murrell, DE (I-AA.org)
- Sept. 9, 2006 - Pierre Banks, LB (I-AA.org)
- Sept. 23, 2006 - Dexter Jackson, RS (I-AA.org/The Sports Network)
- Oct. 14, 2006 - Corey Lynch, DB (I-AA.org)
- Oct. 28, 2006 - Kevin Richardson, RB (The Sports Network)
- Nov. 25, 2006 - Armanti Edwards, QB (College Sporting News)
- Dec. 2, 2006 - Omarr Byrom, DT (College Sporting News)
- Dec. 2, 2006 - Kevin Richardson, RB (College Sporting News)
- Dec. 9, 2006 - Marques Murrell, DE (College Sporting News)
- Dec. 9, 2006 - Kevin Richardson, RB (College Sporting News)
- Sept. 1, 2007 - Armanti Edwards, QB (SME Network)
- Sept. 1, 2007 - Corey Lynch, DB (The Sports Network/SME Network)
- Oct. 4, 2008 - Armanti Edwards, QB (College Sporting News)
- Oct. 31, 2008 - Armanti Edwards, QB (The Sports Network/College Sporting News)
- Oct. 31, 2008 - Mark LeGree, DB (The Sports Network/College Sporting News)
- Sept. 26, 2009 - D.J. Smith, LB (The Sports Network)
- Oct. 17, 2009 - Armanti Edwards, QB (The Sports Network)
- Oct. 31, 2009 - Armanti Edwards, QB (The Sports Network/College Sporting News)
- Sept. 4, 2010 - DeAndre Presley, QB (The Sports Network/College Sporting News)
- Sept. 11, 2010 - DeAndre Presley, QB (College Football Performance Awards)
- Sept. 17, 2011 - Sam Martin, K (The Sports Network)
- Sept. 24, 2011 - Jeremy Kimbrough, LB (The Sports Network)
- Oct. 6, 2012 - Jamal Londry-Jackson, QB (College Football Performance Awards)
- Oct. 12, 2013 - Bentley Critcher, P (USA College Football)

**NCAA Division I FBS**

- Nov. 22, 2014 - Bobo Beathard, PR (College Football Performance Awards)
- Sept. 8, 2018 - Zac Thomas, QB (CFPA National Performer of the Week)
- Sept. 21, 2019 - Demetrius Taylor, DE (Bronko Nagurski, Athlon, Lindy's)



Two-Star Major General Gill Beck, commander of the U.S. Army's 81st Regional Support Command, was a three-time Academic All-American at Appalachian State. At center, he is pictured at his 2004 induction into the CoSIDA Academic All-America Hall of Fame with Academic All-America chairman Dick Lipe (left) and legendary sportscaster Dick Enberg.



D.J. Campbell (left), Pierre Banks (center) and Tony Washington are among the Mountaineers' top scholar-athletes of the past three decades. Campbell, who started every game at quarterback for the Mountaineers from 1989-92, was an Academic All-American, NCAA Postgraduate Scholarship recipient and National Football Foundation National Scholar-Athlete. Banks, who played in an NCAA all-divisions record 62 games from 2004-08, was a National Academic All-Star and Draddy Award semifinalist. Washington led the Southern Conference in receiving yardage as a senior and joined Campbell as the only NFF National Scholar-Athlete Award winners in App State history.



### ALL-STAR GAME APPEARANCES

#### Senior Bowl

- 2007 - Dexter Jackson
- 2011 - Brian Quick
- 2017 - Colby Gossett
- 2018 - Jalin Moore
- 2019 - Akeem Davis-Gaither

#### NFLPA Collegiate Bowl

- 2012 - Demetrius McCray
- 2013 - Tony Washington
- 2016 - Kennan Gilchrist
- 2017 - Beau Nunn, A.J. Howard
- 2019 - Jordan Fehr, Victor Johnson

#### East-West Shrine Game

- 1940 - Stan Anderson
- 1969 - Robert Anderson
- 2007 - Dexter Jackson

#### 2016 - Ronald Blair

- 2016 - Davante Harris
- 2016 - Doug Middleton
- 2017 - Marcus Cox

#### Blue-Gray Football Classic

- 1989 - Derrick Graham
- 1991 - Gary Dandridge

#### 1996 - Dexter Coakley

- 2000 - Corey Hall
- 2003 - Nate McKinney

#### Gridiron Classic

- 2000 - Corey Hall

### CHEVROLET PLAYER OF THE GAME

- Nov. 18, 1978 - Steve Hobbs vs. Western Carolina (ABC)
- Nov. 18, 1978 - Steve Brown vs. Western Carolina (ABC)
- Oct. 25, 1980 - Rick Beasley vs. Furman (ABC)
- Sept. 26, 1981 - Randy Joyce vs. The Citadel (ABC)
- Sept. 24, 1983 - John Settle vs. The Citadel (CBS)

### AFCA REGIONAL COACH OF THE YEAR

- 1986 - Sparky Woods
- 1994 - Jerry Moore
- 1995 - Jerry Moore
- 2005 - Jerry Moore
- 2006 - Jerry Moore
- 2008 - Jerry Moore
- 2009 - Jerry Moore



Sparky Woods (left) and Jerry Moore each own impressive records with regard to the Southern Conference Coach of the Year award. Woods is the only coach to receive the honor three consecutive years (1985-87) while Moore won the award a record eight times.

#### Battle of Florida

- 2011 - Travaris Cadet, DeAndre Presley

#### FCS Senior Scout Bowl

- 2013 - Jamal Londry-Jackson

#### Tropical Bowl

- 2017 - Barrett Burns, Bentlee Critcher, Tyson Fernandez

#### Las Vegas All-American Classic

- 2002 - Brady Washburn

#### Paradise Bowl

- 2003 - K.T. Stovall

#### Texas vs. The Nation All-Star Classic

- 2006 - Brian Stokes
- 2007 - Kerry Brown, Corey Lynch
- 2010 - Daniel Kilgore, Mark LeGree, D.J. Smith

#### Raycom College Football All-Star Classic

- 2012 - Jeremy Kimbrough

#### Medal of Honor Bowl

- 2014 - Kendall Lamm

### SUN BELT CONFERENCE FRESHMAN OF THE YEAR

- 2014 - Taylor Lamb
- 2016 - Clifton Duck

### SUN BELT CONFERENCE DEFENSIVE PLAYER OF THE YEAR

- 2015 - Ronald Blair
- 2019 - Akeem Davis-Gaither

### SUN BELT CONFERENCE OFFENSIVE PLAYER OF THE YEAR

- 2016 - Jalin Moore
- 2018 - Zac Thomas
- 2019 - Darrynton Evans

### SUN BELT MALE ATHLETE OF THE YEAR

- 2017-18 - Taylor Lamb, QB

### SOUTHERN CONFERENCE HALL OF FAME

- 2011 - Dexter Coakley
- 2014 - Jerry Moore
- 2016 - Armanti Edwards

### SOUTHERN CONFERENCE MALE ATHLETE OF THE YEAR

#### Bob Waters Award

- 1979-80 - Rick Beasley, WR
- 1986-87 - John Settle, RB
- 1995-96 - Dexter Coakley, LB
- 1996-97 - Dexter Coakley, LB
- 2004-05 - DaVon Fowlkes, WR
- 2005-06 - Richie Williams, QB
- 2006-07 - Marques Murrell, DE
- 2009-10 - Armanti Edwards, QB

### SOUTHERN CONFERENCE PLAYER OF THE YEAR

#### Media (Roy M. Hawley Award)

- 1979 - Rick Beasley, WR
- 1986 - John Settle, RB
- 1987 - Anthony Downs, DT
- 1991 - Rico Mack, LB
- 1992 - Avery Hall, DT
- 1994 - Dexter Coakley, LB
- 1995 - Dexter Coakley, LB
- 1996 - Dexter Coakley, LB
- 2002 - Josh Jeffries, DE
- 2004 - DaVon Fowlkes, WR
- 2005 - Richie Williams, QB
- 2006 - Kevin Richardson, RB
- 2007 - Corey Lynch, DB
- 2008 - Armanti Edwards, QB
- 2009 - Armanti Edwards, QB
- 2010 - DeAndre Presley, QB

#### Coaches

- 1992 - Avery Hall, DT
- 1994 - Dexter Coakley, LB
- 1995 - Dexter Coakley, LB
- 1996 - Dexter Coakley, LB
- 2002 - Josh Jeffries, DE
- 2003 - K.T. Stovall, DE
- 2004 - DaVon Fowlkes, WR
- 2005 - Richie Williams, QB
- 2006 - Marques Murrell, DE  
Kevin Richardson, RB
- 2007 - Corey Lynch, DB
- 2008 - Armanti Edwards, QB  
Jacque Roman, LB
- 2009 - Armanti Edwards, QB
- 2010 - DeAndre Presley, QB
- 2012 - Jeremy Kimbrough, LB

### SOUTHERN CONFERENCE FRESHMAN OF THE YEAR

- 1983 - John Settle, RB
- 1985 - Tim Sanders, RB
- 1991 - Chip Hooks, RB
- 1993 - Dexter Coakley, LB
- 2006 - Armanti Edwards, QB
- 2012 - Sean Price, WR
- 2013 - Marcus Cox, RB

### SOUTHERN CONFERENCE JACOBS BLOCKING TROPHY

- 1976 - Gill Beck, C
- 1977 - Gill Beck, C
- 1987 - James Hardman, T
- 1989 - Derrick Graham, T
- 2005 - Matt Isenhour, T
- 2006 - Kerry Brown, G
- 2007 - Kerry Brown, G
- 2009 - Mario Acitelli, T

### SUN BELT CONFERENCE COACH OF THE YEAR

- 2018 - Scott Satterfield

### SOUTHERN CONFERENCE COACH OF THE YEAR

- 1985 - Sparky Woods
- 1986 - Sparky Woods
- 1987 - Sparky Woods
- 1991 - Jerry Moore
- 1994 - Jerry Moore
- 1995 - Jerry Moore
- 1995 - Jerry Moore
- 2005 - Jerry Moore
- 2006 - Jerry Moore
- 2008 - Jerry Moore
- 2009 - Jerry Moore
- 2010 - Jerry Moore



**ALL-NORTH STATE CONFERENCE**

- 1931 - Smith, LT\*
- McKinney, RG\*
- Fitzgerald, QB\*
- 1936 - Cline Farthing, RG\*
- Len Wilson, FB\*
- 1937 - Rovie Angell, QB\*
- Irwin Smith, LG\*
- Len Wilson, FB\*
- 1938 - J.C. Hawkins, RT\*
- Phil Hudson, QB\*
- 1939 - Henderson Baker, QB\*
- Phil Hudson, HB\*
- Ted Reitzle, C\*
- 1940 - Henderson Baker, FB\*
- Ted Reitzle, C\*
- Fluffy Watts, LT\*
- 1941 - George Watts, RT\*
- 1946 - Vernon Felton, C\*
- John Hollar, HB\*
- Ed Mamorella, BB\*
- 1947 - Marvin Hoffman, BB\*
- John Hollar, FB\*
- J.C. Honeycutt, C\*
- John Kirk, T\*
- 1948 - Wilson Alford, G\*
- Herman Bryson, RB\*
- John Caskey, E\*
- J.C. Honeycutt, C\*
- Tom Murdock, HB\*
- 1949 - Wilson Alford, G\*
- Herman Bryson, RB\*
- John Caskey, E\*
- J.C. Honeycutt, C\*
- Pete Mills, FB\*
- 1950 - Bill Cleary, T\*
- Jack Groce, B\*
- Tom Hendrix, E\*
- Jack Pennell, G\*
- Mac Smith, C\*
- 1951 - Bobby Joe Baker, G\*
- Jack Groce, B\*
- Bob Lassiter, G
- 1952 - Bob Clendenin, E\*
- 1953 - Bobby Joe Baker, G\*
- Shirley Gabriel, RB\*
- Bob Clendenin, E\*
- Mack Haynes, T
- Ben Quinn, G
- Mack Smith, C
- 1954 - Ned Pennell, QB\*
- 1957 - Phil Triplett, G\*
- 1958 - Cal Burlson, E\*
- Ansel Glendenning, B\*
- 1959 - Cal Burlson, E\*
- Jim Conger, T\*
- Ansel Glendenning, B\*
- Carl Messere, C\*
- Jack White, G\*
- 1960 - Bob White, G\*

**ALL-CAROLINAS CONFERENCE**

- 1961 - Joe Bailey, T
- Don Gardiner, B
- Bill Isaacs, C
- Oval Jaynes, E
- Frank Smith, G

- 1962 - Jim Hayes, B
- Joe Hightower, E
- Richard Tickle, G
- Greg Van Orden, T
- 1963 - Larry Crutchfield, G
- Larry Hand, T
- Larry Harbin, E
- Greg Van Orden, T
- 1964 - Larry Hand, T
- Larry Harbin, E
- Larry Lawing, B
- Don Mauldin, T
- Richard Tickle, LB
- 1965 - Wayne Byrd, B
- 1966 - Wayne Byrd, B
- Jim Corne, G
- 1967 - Bobby Russell, G

**ALL-SOUTHERN CONFERENCE**

- 1972 - Ron Reynolds, DT\*
- 1973 - Ron Reynolds, DT\*
- 1974 - Jerry Harmon, PK\*
- Larry McKenzie, DB\*
- Joe Parker, P\*
- Fred Snipes, NG\*
- 1975 - Gill Beck, C\*
- Gary Davis, PK\*
- Emmitt Hamilton, RB\*
- Quinton McKinney, DB\*
- Joe Parker, P\*
- Robby Price, QB\*
- Andre Staton, OT\*
- Tom Sofield, OG\*
- 1976 - Gill Beck, C\*
- Donnie Holt, WR\*
- Joe Parker, P\*
- Andre Staton, OG\*
- 1977 - Gill Beck, C\*
- Emmitt Hamilton, RB
- Jay McDonald, DE
- Pat Murphy, LB
- 1978 - Russell Wilson, OG
- Rick Beasley, WR\*
- Sami Killman, DE\*
- Scott McConnell, RB\*
- Pat Murphy, LB\*
- Mike Pritchett, DB
- Russell Wilson, OT
- 1979 - Stan Cunningham, TE
- Rick Beasley, WR\*
- Steve Brown, QB
- Gary Falden, DB
- Gaither Weeks, OG
- 1980 - Greg Angle, LB
- Rick Beasley, WR\*
- Steve Brown, QB\*
- Jerry Moses, DE\*
- John Olson, OG\*
- Jeff Vincent, DB\*
- 1981 - Chuck Gordon, NG
- Rusty Hicks, DE
- Jerome McDaniel, WR
- Chris Porter, DB
- Gaither Weeks, OG
- Darren Wilson, DE
- 1982 - Leroy Howell, DE
- Terrell Murphy, WR
- Alvin Parker, RB\*

- Joe Whisonant, OT
- Darren Wilson, DT
- 1983 - Ed Boyd, OG\*
- Chris Patton, NG
- Mark Royals, P
- John Settle, RB
- Alonzo Upshur, WR
- Jeff Wilson, OT
- 1984 - Ed Boyd, OG\*
- Dino Hackett, LB
- Chris Patton, NG
- John Settle, RB
- 1985 - Mike Callaway, OT\*
- Anthony Downs, DT\*
- Dino Hackett, LB\*
- Chris Melick, DE\*
- John Settle, RB\*
- Struggy Smith, DB\*
- 1986 - Jimmy Armstrong, DB\*
- Mike Callaway, OT\*
- Anthony Downs, DT\*
- Cedric Felton, LB\*
- Robert Joyce, OG
- Chris Melick, DE
- Bjorn Nittmo, PK
- Terry Poore, C
- John Settle, RB\*
- 1987 - Kenny Blacknell, LB\*
- Tony Cox, P\*
- Anthony Downs, DT\*
- James Hardman, OG\*
- Bjorn Nittmo, PK
- Leonard Lee, DB
- Terry Poore, C\*
- Tim Sanders, RB
- 1988 - Chris Conner, DT
- Keith Collins, DB
- Tony Cox, P
- Stacy Friel, OG
- Bobby Fuller, QB
- Derrick Graham, OT\*
- Jay Killen, C
- Johnny Jennings, LB
- Bjorn Nittmo, PK\*
- Jimmy Snowden, DT\*
- 1989 - Harold Alexander, P
- Keith Collins, DB\*
- Chris Conner, DT
- Gary Dandridge, DB\*
- Jeff Dudan, TE
- Stacy Friel, OG
- Derrick Graham, OT\*
- Avery Hall, DT\*
- Johnny Jennings, LB
- Ritchie Melchor, RB\*
- Jay Millson, PK
- Mark Moore, DB
- Dwayne Pelham, LB
- Chuck Phifer, DE
- Mike Strickland, OG
- Xeno Williams, LB
- 1990 - Harold Alexander, P\*
- Greg Barnette, OT\*
- Donnie Durham, LB
- Avery Hall, DT\*
- Johnny Jennings, LB
- Rico Mack, LB\*
- Dwayne Pelham, LB\*
- Chuck Phifer, DE


- 1991 - Harold Alexander, P\*
- Wesley Charles, OT
- Gary Dandridge, DB\*
- Brent David, LB
- Avery Hall, DT\*
- Kitt Hill, OG\*
- Chip Hooks, RB\*
- Rico Mack, LB\*
- Mark Mayo, DB
- Pat Moore, DT
- 1992 - Harold Alexander, P\*
- Jason Budinger, OG
- Brent David, LB\*
- Avery Hall, DT\*
- Chip Hooks, RB
- Rico Mack, LB\*
- Jay Millson, PK
- Anthony Smith, WR
- Sean Swoope, DE\*
- 1993 - Brent David, LB
- Chip Hooks, RB\*
- Brad Ohrt, OG
- William Peebles, DT\*
- Kevin Sikorski, DE\*
- Matt Stevens, DB
- 1994 - Dexter Coakley, LB\*
- Joe DiBernardo, LB
- Allen Guinn, P
- Chip Hooks, RB
- Chip Miller, DL\*
- Brad Ohrt, OT\*
- William Peebles, DT\*
- Johnny Smith, DB
- Matt Stevens, DB\*
- 1995 - Shawn Clark, OG\*
- Dexter Coakley, LB\*
- Jamie Coleman, DB\*
- Joe DiBernardo, LB
- Shawn Elliott, DE\*
- Chad Groover, OT\*
- Allen Guinn, P\*
- Scott Kadlub, C\*
- Chip Miller, DE
- Scott Satterfield, QB\*
- Damon Scott, RB
- Matt Stevens, DB\*
- Jay Sutton, PK\*
- 1996 - Jackie Avery, DT\*
- Shawn Clark, OG\*
- Dexter Coakley, LB\*
- Gordon Fenderson, DB\*
- Chad Groover, OT\*
- Allen Guinn, P
- Scott Kadlub, C\*
- Dave Pastusic, OT
- Damon Scott, RB\*
- Jay Sutton, PK
- Jeff Vollmer, TE
- 1997 - Jackie Avery, DL
- Bake Baker, QB
- Chris Barden, PK
- Tony Bequette, OL
- Ken Byrd, TE
- Steve Carson, DL
- Joey Gibson, WR
- Gerard Hardy, RB
- Frank Leatherwood, TE



Emmitt Hamilton was the first Appalachian State running back to earn All-Southern Conference recognition, doing so in 1975 and '77.



Rico Mack (99) and Avery Hall (94) combined to earn first-team All-SoCon claudits seven times. Hall is App State's only four-time first-team All-SoCon selection.



Chip Hooks was a four-time all-SoCon honoree from 1991-94 — first-team as a freshman and junior, second-team as a sophomore and senior.



- 1998 - Tony Bequette, OL  
Shawn Clark, OL\*  
Cedrone Hodges, OL\*  
Rocky Hunt, DL\*  
Frank Leatherwood, TE\*  
Jamie Lovern, DL  
Adam Neiheisel, LB  
Chuck Payne, DB\*  
Brian Reilly, P  
Daryl Skinner, WR\*  
Remi Awolowo, DB\*  
Corey Hall, DB\*  
Rocky Hunt, DL\*  
Jamie Lovern, DL\*  
Bryan Metts, OT  
Joe Patrick, OG  
Karim Razzak, RB  
Brian Reilly, P\*  
Daryl Skinner, WR  
Justin Seaverns, LB  
Troy Albea, WR\*
- 1999 - Joe Best, LB\*  
Tyler Elkins, C\*  
Jimmy Freeman, DE\*  
Corey Hall, DB\*  
Josh Jeffries, DE\*  
Nathan McKinney, P\*  
Justin Seaverns, LB  
Jimmy Watkins, RS  
Daniel Wilcox, TE\*  
Billy Young, OT\*
- 2000 - Tyler Elkins, C  
Sterling Hayward, WR  
Wes Hunter, LB  
Josh Jeffries, DE\*  
Andrew Layton, WR  
Nygel Rogers, DB\*  
Justin Seaverns, LB\*  
Wayne Smith, OT\*  
Ryan Watson, DT\*
- 2001 - Jerry Beard, RB  
Derrick Black, DB\*  
Scott Cornatzer, DB\*  
DaVon Fowlkes, RS\*  
Josh Jeffries, DE\*  
Jay Lyles, DB  
John Mannino, DT  
Joe Patrick, OG\*  
Nygel Rogers, DB  
Sam Smalls, LB\*  
K.T. Stovall, DE\*  
Jim Vasquez, OT\*  
Mark Wright, PK\*
- 2002 - Derrick Black, DB\*  
DaVon Fowlkes, RS\*  
Corey Lynch, DB  
Nate McKinney, P\*  
Leon Moore, DE\*  
Erik Rockhold, PK  
Sam Smalls, LB\*  
K.T. Stovall, DE\*
- 2003 - Jerelle Carter, LB  
DaVon Fowlkes, WR\*/RS\*  
Matt Isenhour, OT  
Marques Murrell, DL\*  
Grant Oliver, OT  
Nygel Rogers, DB\*  
Jeremy Wiggins, DB  
Richie Williams, QB\*
- 2004 - Daniel Bettis, TE\*  
Kerry Brown, OG\*  
Jason Hunter, DE\*  
Matt Isenhour, OT\*  
Jermame Little, WR\*  
Corey Lynch, DB\*  
Marques Murrell, DE\*  
Grant Oliver, OT\*  
Kevin Richardson, RB\*

- Monte Smith, LB  
Jeremy Wiggins, DB\*  
Richie Williams, QB\*
- 2006 - Mario Acitelli, OL  
Pierre Banks, LB  
Daniel Bettis, TE\*  
Kerry Brown, OL\*  
Omarr Byrom, DL  
Armani Edwards, QB\*  
Matt Isenhour, OL\*  
Dexter Jackson, RS\*/WR  
Corey Lynch, DB\*  
William Mayfield, WR\*  
Marques Murrell, DL\*  
Julian Rauch, PK\*  
Kevin Richardson, RB\*  
Jeremy Robertson, OL\*  
Monte Smith, LB  
Scott Suttle, OL\*  
Gary Tharrington, DL  
Jerome Touchstone, DB  
Jeremy Wiggins, DB\*
- 2007 - Pierre Banks, LB\*  
Kerry Brown, OL\*  
Brad Coley, OL  
Armani Edwards, QB  
John Holt, OL  
Dexter Jackson, WR  
Corey Lynch, DB\*  
Julian Rauch, PK\*  
Kevin Richardson, RB\*  
Tony Robertson, DL  
Scott Suttle, OL\*  
Gary Tharrington, DL\*  
Jerome Touchstone, DB\*  
Anthony Williams, DL  
Mario Acitelli, OL\*  
Pierre Banks, LB\*  
Jonathan Bieschke, OL\*  
Brad Coley, OL\*  
Armani Edwards, QB\*  
Jabari Fletcher, DL\*  
Cortez Gilbert, DB\*  
Ben Jordan, TE\*  
Mark LeGree, DB\*  
Jacque Roman, LB\*  
D.J. Smith, LB  
Anthony Williams, DL  
Neil Young, P\*
- 2008 - Mario Acitelli, OL\*  
Malcolm Bennett, DL  
Armani Edwards, QB\*  
Jabari Fletcher, DL\*  
Ed Gainey, DB  
Cortez Gilbert, DB\*  
CoCo Hillary, KR\*/WR  
Brett Irvin, OL\*  
Ben Jordan, TE\*  
Mark LeGree, DB\*  
Pat Mills, OL  
Devon Moore, RB\*  
Jacque Roman, LB\*  
D.J. Smith, LB\*  
Lanston Tanyi, DL  
Jason Vitaris, PK  
Travaris Cadet, RB  
Jabari Fletcher, DL\*  
Orry Frye, OL  
Ed Gainey, DB  
Brett Irvin, OL\*  
Ben Jordan, TE\*  
Daniel Kilgore, OL\*  
Mark LeGree, DB\*  
Pat Mills, OL\*  
DeAndre Presley, QB\*  
Brian Quick, WR  
D.J. Smith, LB\*  
Jason Vitaris, PK\*  
Justin Wray, LB
- 2009 -
- 2010 -

- 2011 - Travaris Cadet, RB  
Orry Frye, OL\*  
Ben Jordan, TE  
Jeremy Kimbrough, LB\*  
Sam Martin, P/PK  
Demetrius McCray, CB\*  
Brian Quick, WR\*  
Matt Ruff, OL  
Troy Sanders, S  
Ronald Blair, DE\*  
Brandon Grier, LB  
Jamal Jackson, QB\*  
Jeremy Kimbrough, LB\*  
Sam Martin, P\*/PK  
Demetrius McCray, CB\*  
Steven Miller, RB\*  
Andrew Peacock, WR  
Sean Price, WR\*  
Troy Sanders, S\*
- 2012 - Tony Washington, RS  
Karl Anderson, ILB  
Marcus Cox, RB\*  
Bentlee Critcher, P\*  
Kendall Lamm, OL\*  
Andrew Peacock, WR\*  
Tony Washington, WR\*
- 2013 -

### ALL-SUN BELT CONFERENCE

- 2014 - Kendall Lamm, OL\*  
Doug Middleton, DB\*  
Marcus Cox, RB  
Ronald Blair, DL  
John Law, LB  
Drew Bailey, TE^  
Parker Collins, OL^  
Kennan Gilchrist, LB^  
Joel Ross, DB^
- 2015 - Ronald Blair, DL\*  
Jesse Chapman, OL\*  
John Law, LB\*  
Latrell Gibbs, DB\*  
Zach Matics, PK\*  
Marcus Cox, RB  
Parker Collins, OL  
Davante Harris, OL  
Eric Boggs, LB  
Barrett Burns, TE^  
Taylor Lamb, QB^  
Devan Stringer, LB^  
Doug Middleton, DB^
- 2016 - Jalin Moore, RB\*  
Parker Collins, OL\*  
Colby Gossett, OL\*  
Clifton Duck, DB\*  
Mondo Williams, DB\*  
Marcus Cox, RB  
Shaedon Meadors, WR  
Beau Nunn, OL  
Eric Boggs, LB  
Kennan Gilchrist, LB  
Dezmin Reed, DL  
Tee Sims, DL  
Taylor Lamb^  
Barrett Burns^  
A.J. Howard^  
Myquon Stout^  
Jalin Moore, RB\*  
Ike Lewis, WR\*  
Victor Johnson, OL\*  
Colby Gossett, OL\*  
Beau Nunn, OL\*  
Clifton Duck, DB\*  
Eric Boggs, LB\*  
Tee Sims, DL\*  
Taylor Lamb, QB  
Tae Hayes, DB  
A.J. Howard, DB+  
Devan Stringer, LB+
- 2017 -

- Caleb Fuller, DL+  
Anthony Flory, LB^  
Myquon Stout, DL^  
Collin Reed, TE^  
Thomas Hennigan, WR^  
Darrynton Evans, RB\*  
Victor Johnson, OL\*  
MyQuon Stout, DL\*  
Jordan Fehr, LB\*  
Clifton Duck, DB\*  
Desmond Franklin, DB\*  
Zac Thomas, QB  
Corey Sutton, WR  
Chandler Greer, OL  
Noah Hannon, OL  
Akeem Davis-Gaither, LB  
Collin Reed, TE+  
Anthony Flory, LB+  
Tae Hayes, DB+  
Clifton Duck, RS+  
Darrynton Evans, AP+  
Josh Thomas, DB^  
Noel Cook, LB^  
Kendall Lamm, OL^  
Ryan Neuzil, OL^  
Henry Pearson, TE^  
Darrynton Evans, RB\*  
Noah Hannon, OL\*  
Victor Johnson, OL\*  
Demetrius Taylor, DL\*  
Akeem Davis-Gaither, LB\*  
Shaun Jolly, DB\*  
Thomas Hennigan, WR  
Corey Sutton, WR  
Cooper Hodges, OL  
Baer Hunter, OL  
Jordan Fehr, LB  
Josh Thomas, DB  
Zac Thomas, QB+  
E.J. Scott, DL+  
Desmond Franklin, DB+  
Ryan Neuzil, OL^  
Noel Cook, LB^  
Malik Williams, WR^  
Marcus Williams Jr., RB^
- 2018 -
- 2019 -

\* Denotes First-Team Selection  
 Second-Team Selections have no markings  
 + Denotes Third-Team Selection  
 ^ Denotes Honorable Mention

### SoCon ALL-FRESHMAN TEAM

- 2008 - Ed Gainey, DB  
Ben Jordan, TE  
Brian Quick, WR  
Lanston Tanyi, DL  
Justin Lloyd, LB  
Sam Martin, P  
Patrick Blalock, DB  
Alex Akey, OL  
Ronald Blair, DE  
Doug Middleton, DB  
Stephen Burns, DL  
Shaq Counts, OL  
Davante Harris, DL  
Malachi Jones, WR  
Sean Price, WR  
Marcus Cox, RB  
Bentlee Critcher, P  
Kennan Gilchrist, OLB  
Alex Gray, DB  
John Law, ILB
- 2009 -
- 2010 -
- 2011 -
- 2012 -
- 2013 -



Jalin Moore, shown here scoring a touchdown against Louisiana in 2017, was a two-time all-conference selection at running back.



**SOUTHERN CONFERENCE  
PLAYERS OF THE WEEK**

**1972**  
9/13 D - Ron Reynolds, DT

**1973**  
10/27 D - David Webb, DE

**1974**  
10/19 O - Jerry Harmon, PK  
D - Fred Snipes, NG  
O - Joe Parker, P  
11/2 D - Julius Thomas, LB  
11/16

**1975**  
9/13 O - Emmitt Hamilton, RB  
9/20 O - Calvin Simon, RB  
D - Julius Thomas, LB  
10/4 D - Gilbert Rossie, DL  
10/18 O - Emmitt Hamilton, RB  
11/8 O - Robby Price, QB

**1976**  
10/30 O - Scott McConnell, RB

**1977**  
10/1 O - Emmitt Hamilton, RB  
D - Pat Murphy, LB

**1978**  
9/16 O - Steve Brown, QB  
9/23 D - Pat Murphy, LB  
9/30 O - Steve Brown, QB  
10/21 O - Eddie Estes, RB  
11/18 O - Scott McConnell, RB

**1980**  
9/6 O - Rick Beasley, WR  
9/27 O - Steve Brown, QB

**1981**  
9/19 O - Stan Goodson, QB

**1982**  
10/2 O - Stan Goodson, QB  
10/30 O - Stan Goodson, QB

**1983**  
9/3 O - Billy Van Aman, PK  
D - Joel Carter, LB  
10/1 O - Randy Joyce, QB

**1984**  
10/20 D - Dino Hackett, LB  
11/17 O - John Settle, RB

**1985**  
9/7 O - John Settle, RB  
9/14 O - Tim Sanders, RB  
9/21 O - John Settle, RB  
D - Dino Hackett, LB  
9/28 D - Dino Hackett, LB  
10/26 D - Dino Hackett, LB  
11/9 O - John Settle, RB  
D - Dino Hackett, LB  
11/16 D - Chris Melick, DE  
11/23 D - Dino Hackett, LB

**1986**  
9/6 O - John Settle, RB  
10/4 O - John Settle, RB  
10/11 D - Kenny Blacknell  
10/25 O - John Settle, RB  
11/8 O - John Settle, RB

**1987**  
9/5 D - David Freeland, DT  
10/24 O - Tim Sanders, RB  
D - Leonard Lee, DB  
11/7 D - Anthony Downs, DT

**1988**  
9/3 O - Bobby Fuller, QB  
10/8 D - Mike Frier, DT  
10/22 F - Rocky Clay, RB  
11/5 F - Lance Redding, QB  
11/19 O - Bobby Fuller, QB

**1989**  
9/2 F - D. J. Campbell, QB  
9/9 O - Ritchie Melchor, RB  
D - Keith Collins, DB  
F - Harold Alexander, P  
9/30 F - Anthony Smith, WR  
10/7 D - Gary Dandridge, DB  
F - Al Ellis, RB  
10/28 O - Ritchie Melchor, RB  
F - D.J. Campbell, QB  
11/4 O/F - D.J. Campbell, QB  
11/18 D - Dwayne Pelham, LB

**1990**  
9/29 D - Rico Mack, LB  
11/17 D - Rico Mack, LB  
F - Johnny Smith, RB

**1991**  
8/31 D - Harold Alexander, P  
9/14 D - Steve Wilks, DB  
F - Chip Hooks, RB  
9/28 O/F - Chip Hooks, RB  
10/5 D - Rico Mack, LB  
F - Nate Abraham, RB  
10/12 F - Chip Hooks, RB  
10/19 D - Avery Hall, DT  
11/16 F - Chip Hooks, RB

**1992**  
9/26 D - Avery Hall, DT  
10/10 F - Willie McLain, RB  
11/7 D - Sean Swoope, DE  
11/21 D - Avery Hall, DT

**1993**  
9/18 F - Dexter Coakley, LB  
9/25 D - Dexter Coakley, LB  
F - Gerard Hardy, RB  
10/30 O - Scott Satterfield, QB  
F - Damon Scott, RB

**1994**  
9/26 O - Don Blue, WR  
D - Dexter Coakley, LB  
10/3 D - William Peebles, DL  
10/24 D - Johnny Smith, DB  
11/7 O - Aldwin Lance, RB  
11/14 D - Chip Miller, DL

9/4 O - Scott Satterfield, QB  
9/18 O - Damon Scott, RB  
10/16 D - Dexter Coakley, LB  
10/23 D - Dexter Coakley, LB  
11/13 D - Dexter Coakley, LB  
F - Joey Hall, LB

**1996**  
9/1 D - Dexter Coakley, LB  
9/22 O - Gerard Hardy, RB  
10/6 D - Dexter Coakley, LB  
10/13 D - Dexter Coakley, LB  
10/20 D - Gordon Fenderson, DB  
11/3 O - Damon Scott, RB  
11/24 F - Chuck Payne, DB

**1997**  
9/20 F - Daryl Skinner, WR  
10/4 F - Daryl Skinner, WR  
10/18 O - Gerard Hardy, RB  
D - Earl Hunter, LB  
D - Ken Byrd,

11/1  
**1998**  
9/12 D - Chuck Payne, DB  
10/3 O - Daniel Jeremiah, QB  
10/10 O - Daryl Skinner, WR  
11/14 O - Terrence McCall, RB

**1999**  
9/4 F - Joe Patrick, OL  
9/11 O - Karim Razzak, RB  
D - Corey Hall, DB  
10/2 D - Tim Ramseur, LB  
10/16 D - Corey Hall, DB  
11/7 D - Justin Seaverns, LB

**2000**  
9/30 D - Du'Shon Martin, DB  
10/7 O - Joe Burchette, QB  
11/11 O - Joe Burchette, QB  
D - Josh Jeffries, DE

**2001**  
9/8 D - Josh Jeffries, DE  
10/20 O - Joe Burchette, QB  
F - Jermane Little, WR  
10/27 O - Jimmy Watkins, RB  
11/10 F - Jonathan Lyles, DB

**2002**  
9/16 F - Brad West, LB  
9/30 D - Josh Jeffries, DE  
O - Joe Burchette, QB  
10/14 D - Josh Jeffries, DE  
11/2 D - Scott Cornatzer, DB

**2003**  
10/6 F - Alan Atwater, RB  
10/13 D - K.T. Stovall, DE  
10/20 F - Corey Lynch, DB  
11/3 F - Alan Atwater, RB  
11/10 D - Sam Smalls, LB  
11/17 D - K.T. Stovall, DE

9/11 O - Richie Williams, QB  
9/18 O - Richie Williams, QB  
10/2 D - Jeremy Wiggins, DB  
F - Trey Elder, QB  
10/9 O - Richie Williams, QB  
10/23 O - DaVon Fowlkes, WR  
11/6 O - DaVon Fowlkes, WR

**2005**  
9/17 O - Kevin Richardson, RB  
9/24 D - Marques Murrell, DE  
O - Richie Williams, QB  
10/8 O - Richie Williams, QB  
10/15 O - Kevin Richardson, RB  
10/22 O - Richie Williams, QB  
10/29 O - Richie Williams, QB  
11/2 D - Marques Murrell, DE  
O - Richie Williams, QB

**2006**  
9/9 D - Pierre Banks, LB  
9/16 F - Gary Tharrington, DE  
9/23 D - Jeremy Wiggins, DB  
F - Armanti Edwards, QB  
9/30 F - Armanti Edwards, QB  
10/7 D - Jeremy Wiggins, DB  
F - Armanti Edwards, QB  
10/14 D - Corey Lynch, DB  
10/21 F - Armanti Edwards, QB  
10/28 O - Kevin Richardson, RB  
D - Corey Lynch, DB  
O - Kevin Richardson, RB  
11/11 F - Armanti Edwards, QB

11/4  
11/11  
**2007**  
9/1 O - Armanti Edwards, QB  
D - Corey Lynch, DB  
O - Trey Elder, QB  
9/15 D - Anthony Williams, DT  
9/29 O - Kevin Richardson, RB  
10/27 D - Corey Lynch, DB  
11/3 O - Armanti Edwards, QB  
11/10 O - Kevin Richardson, RB  
11/17 D - D.J. Smith, LB

**2008**  
8/30 D - Jacque Roman, LB  
9/6 O - Robert Welton, RB  
9/27 O - Devin Radford, RB  
10/4 O - Armanti Edwards, QB  
D - Cortez Gilbert, DB  
10/11 O - Armanti Edwards, QB  
D - D.J. Smith, LB  
10/18 O - Armanti Edwards, QB  
10/31 O - Armanti Edwards, QB  
D - Mark LeGree, DB  
F - Brian Quick, WR  
11/22 O - DeAndre Presley, QB  
F - DeAndre Presley, QB

**2009**  
9/26 D - D.J. Smith, LB  
10/10 O - Devon Moore, RB  
10/17 O - Armanti Edwards, QB  
D - Mark LeGree, DB  
S - Jason Vitaris, PK

**2010**  
9/4 O - DeAndre Presley, QB  
9/11 O - Brian Quick, WR  
9/18 S - Jason Vitaris, PK  
9/25 O - DeAndre Presley, QB  
S - Sam Martin, P  
10/9 O - DeAndre Presley, QB  
10/16 O - DeAndre Presley, QB  
10/23 D - Jabari Fletcher, DE  
10/30 D - Jabari Fletcher, DE  
S - Sam Martin, P  
11/13 O - Devon Moore, RB  
S - Jason Vitaris, PK

**2011**  
9/5 S - Sam Martin, P/PK  
9/19 S - Sam Martin, P/PK  
9/26 D - Jeremy Kimbrough, LB  
10/24 S - Travaris Cadet, KR  
10/31 F - Ronald Blair, DE  
11/14 S - Drew Stewart, PK

**2012**  
9/3 S - Sam Martin, P/PK  
9/10 O - Jamal Londry-Jackson, QB  
9/24 D - Brandon Grier, LB  
10/2 F - Sean Price, WR  
10/8 O - Jamal Londry-Jackson, QB  
10/15 S - Sam Martin, P/PK  
10/22 S - Tony Washington, KR  
10/29 O - Steven Miller, RB  
11/5 O - Sean Price, WR  
D - Troy Sanders, S  
F - Sean Price, WR  
S - Sam Martin, P/PK

11/12  
**2013**  
8/31 F - John Law, ILB  
9/7 S - Bentley Critcher, P  
9/21 D - John Law, ILB  
F - Marcus Cox, RB  
9/28 F - Marcus Cox, RB  
10/19 F - Marcus Cox, RB  
10/26 O - Kameron Bryant, QB  
11/2 F - Marcus Cox, RB  
11/16 F - Marcus Cox, RB  
11/23 F - Marcus Cox, RB

**SUN BELT CONFERENCE  
PLAYERS OF THE WEEK**

**2014**  
11/1 O - Marcus Cox, RB  
11/8 O - Taylor Lamb, QB  
S - Bentley Critcher, PK/P  
11/15 O - Marcus Cox, RB  
11/22 S - Bobo Beathard, PR  
11/29 D - John Law, ILB

**2015**  
9/28 O - Taylor Lamb, QB  
D - John Law, LB  
10/5 S - Zach Matics, PK  
10/12 D - Latrell Gibbs - DB  
10/19 D - Eric Boggs - LB  
11/2 D - Ronald Blair - DL  
S - Zach Matics - PK  
11/30 D - Eric Boggs - LB  
12/7 S - Zach Matics - PK

**2016**  
9/12 O - Marcus Cox, RB  
9/26 O - Jalin Moore, RB  
10/3 S - Bentley Critcher, P/K  
10/14 D - Clifton Duck, DB  
11/7 D - Kennan Gilchrist, LB  
11/21 O - Marcus Cox, RB  
11/28 S - Bentley Critcher, P/K

**2017**  
9/18 D - Anthony Flory, LB  
10/9 O - Jalin Moore, RB  
D - Clifton Duck, QB  
10/23 O - Taylor Lamb, QB  
10/30 D - Eric Boggs, LB

**2018**  
9/11 S - Darrynton Evans, KR  
9/8 O - Zac Thomas, QB  
9/22 S - Steven Jones, PR/PB  
10/9 D - Jordan Fehr, LB  
10/20 O - Darrynton Evans, RB  
11/3 D - Jordan Fehr, LB  
11/17 O - Zac Thomas, QB  
11/24 D - Akeem Davis-Gaither, LB

**2019**  
9/7 O - Darrynton Evans, RB  
9/21 D - Demetrius Taylor, DE  
10/9 D - Akeem Davis-Gaither, LB  
O - Zac Thomas, QB  
11/16 D - Shaun Jolly, CB  
11/29 O - Zac Thomas, QB

**SOUTHERN CONFERENCE  
PLAYERS OF THE MONTH**

**2003**  
Nov. O - Richie Williams, QB  
D - K.T. Stovall, DL

**2004**  
Oct. O - DaVon Fowlkes, WR

**2005**  
Sept. O - Richie Williams, QB  
Oct. O - Richie Williams, QB  
Dec. O - Richie Williams, QB  
D - Jason Hunter, DL

**2006**  
Oct. O - Kevin Richardson, RB  
Nov. O - Armanti Edwards, QB  
Dec. O - Kevin Richardson, RB  
D - Corey Lynch, DB

**2007**  
Sept. D - Corey Lynch, DB  
Nov. O - Armanti Edwards, QB  
D - D.J. Smith, LB

**2008**  
Oct. O - Armanti Edwards, QB  
D - Mark LeGree, DB  
O - Armanti Edwards, QB

**2009**  
Sept. D - D.J. Smith, LB  
Oct. O - Armanti Edwards, QB  
Nov. D - Mark LeGree, DB

**2010**  
Sept. O - DeAndre Presley, QB  
Oct. D - Jabari Fletcher, DL

**2011**  
Oct. D - Demetrius McCray, DB

**2012**  
Sept. O - Jamal Londry-Jackson, QB  
Oct. D - Jeremy Kimbrough, LB

**2013**  
Sept. D - John Law, ILB  
Nov. O - Marcus Cox, RB



## SEPTEMBER 9, 1972 APPS BREAK UP PAT ATTEMPT TO SAVE WIN APP STATE 7, WESTERN KENTUCKY 6

Registering three interceptions, four fumble recoveries, and a blocked punt, App State's stellar defense came up with the winning plays all afternoon in a defensive battle.

Midway through the third quarter, quarterback Steve Loflin hit Boone's homegrown hero Richard Agle for a 78-yard pass and catch for their only touchdown of the day.

Managing a shutout late in the fourth quarter, the Apps gave up a touchdown on Clarence Jackson's one-yard plunge with 1:52 left in the contest to lead by one, at 7-6.

The Hilltoppers decided to go for two and the win, which proved costly when the Mountaineer defense broke up the extra point pass attempt in the endzone to save the victory.

## OCTOBER 20, 1973 BRAKEFIELD TAKES DOWN OLD TEAM APP STATE 28, WOFFORD 21

Backup quarterback Phil Cocciolletti not only replaced injured Roscoe Batts in the third quarter, but took over the Mountaineers' run-oriented "Y Offense" and converted it to a passing attack.

Down 21-7 late in the third quarter, Cocciolletti connected with split end Bob Steelman for a 35-yard touchdown.

On Cocciolletti's second drive, he stunned the Terrier offense with another long ball connecting with Charlie Haugabrook for a 36-yard strike. He finished the drive with a one-yard dive into the endzone.

Late in the fourth quarter, Cocciolletti drove App State deep in Wofford territory before Jim Tucker's 6-yard scamper for the go-ahead TD. The Mountaineers' balanced offense recorded 191 yards in the air and 190 on the ground.

Place kicker Greg Clark was 4-for-4 on extra point tries. Clark went on to establish an NCAA record with 56 consecutive good PAT kicks.

## OCTOBER 19, 1974 HARMON TAMES WILD DOGS WITH 47-YARDER APP STATE 23, EAST CAROLINA 21

In a game that both teams entered undefeated, placekicker Jerry Harmon proved to be the difference, converting a 47-yard field goal with 32 seconds left for the 23-21 victory over East Carolina.

Sophomore Devon Ford worked his way through ECU's touted "Wild Dogs" defense, amassing 231 all-purpose yards.

App State carried a 20-0 advantage into the locker room. The Pirates quickly countered in the third quarter behind Ken Strayhorn who rushed for two touchdowns bringing the deficit down to six points, at 20-14.

ECU claimed the lead, at 21-20, midway through the fourth quarter when halfback Jimmy Howe scored on a 65-yard run.

Late in the game, the Mountaineers took advantage of a short Pirate punt that gave them the ball on their own 45. The Apps used a pair of passes to set the stage for Harmon's long field goal.

## SEPTEMBER 20, 1975 DAVIS REDEEMS HIMSELF WITH LAST-SECOND, GAME-WINNING FIELD GOAL AT WFU APP STATE 19, WAKE FOREST 17

Separated by less than 100 miles, App State and Wake Forest did not meet on the gridiron for the first time until 1975. However, the wait proved to be worthwhile for the Mountaineers, who scored a program-defining 19-17 win over the Atlantic Coast Conference's Demon Deacons.

Highlighted by strong defensive performances by both squads, the contest was tied at 10-10 at halftime and remained knotted until Appalachian quarterback Robbie Price's 32-yard touchdown run with 32 seconds left in the third quarter. However, Gary Davis missed the ensuing extra-point attempt and the Mountaineers led just 16-10.

The Apps' perilous six-point lead held up until a fumble deep in their own territory late in the fourth quarter. Appalachian's second turnover of the game set up a 15-yard touchdown drive that gave the Demon Deacons a 17-16 advantage with 4:20 to go in the ballgame.

The resilient Mountaineers responded by marching 61 yards in 11 plays and Davis made up for his missed PAT by splitting the uprights from 26 yards out with five seconds remaining to seal the 19-17 triumph.

## NOVEMBER 8, 1975 PRICE IS RIGHT IN TRIUMPH AT USC APP STATE 39, SOUTH CAROLINA 34

Robbie Price put on an offensive show before 47,489 fans on hand at Williams-Brice Stadium, who saw seven scoring drives over 70 yards, four of which went longer than 80 yards in a 39-34 triumph over South Carolina.

After South Carolina scooped up a Price fumble and returned it for the first points of the day, App State got on the board with a 77-yard drive that was capped off by a John Craig score.

The touchdown was especially sweet for Craig who began his career with the Gamecocks two years earlier.

Appalachian led at the half, 24-14, but South Carolina came out quick in the third quarter, and reduced the Appalachian lead to four when Jeff Grantz scored from two yards out.

Price answered with a 32-yard touchdown pass. However, South Carolina scored late in the third quarter to make it 30-27.

The Gamecocks drove 81 yards take the lead, 34-30. However, the Mountaineers responded with a 16-yard touchdown pass from Price to a diving Donnie Holt.

Mike Staton sealed the win with an interception that led to a Mountaineer field goal to make the final score 39-34.

## SEPTEMBER 24, 1979 MOUNTAINEERS PREVAIL BEHIND SURPRISE WISHBONE ATTACK APP STATE 35, WESTERN CAROLINA 27

Touted as an aerial display, quarterbacks Mike Pussey (Western Carolina) and Steve Brown (App State) drew 17,124 fans to Conrad Stadium for what was billed to be a passing thriller. The Mountaineers used an element of surprise by utilizing the rushing game in a 35-27 win.

Pussey connected on 16 passes for 231 yards and a touchdown, while Brown only put the ball in the air 13 times.

Trailing 27-14 at halftime, it was the newly constructed wishbone formation that sparked a rally. The Mountaineers totaled 266 rushing yards in the victory.

The Mountaineer defense allowed just 37 yards through the air and two first downs in the second half.

## NOVEMBER 1, 1980 ROOKIE CARRIES APPS TO VICTORY APP STATE 27, WESTERN CAROLINA 24

With 15,850 fans on hand to witness the tandem of Steve Brown and Rick Beasley play in their final game at Conrad Stadium, it was freshman Alvin Parker who stole the show in a 27-24 come from behind win.

Beasley, who finished his career as the NCAA's fifth all-time leading receiver, went down in the first-quarter with an injury. Minus his top target, Brown was limited to 166 yards through the air.

Fullback Pete Carmelo went down in the second half, so it was the 5-11, 185-pound Parker who got the call and became the first 100-yard rusher of the season for App State.



**John Craig (35), a transfer from South Carolina, scored Appalachian State's first touchdown and Robbie Price (5) threw for two touchdowns and ran for another in the Mountaineers' 39-34 win at Williams-Brice Stadium in 1975.**

Down 24-20 in the fourth quarter Appalachian drove 92 yards for the victory, which included 47 yards on the ground from Parker.

Parker's former Maury High School teammate Derek Jenkins scored the game-winning touchdown. Jenkins finished the day with five carries for 58 yards while Parker ran 15 times for 106 yards.

## SEPTEMBER 3, 1983 BROWN RECORDS WIN NO. 1 AT WAKE FOREST APP STATE 27, WAKE FOREST 25

Making his head coaching debut on Fireworks Night at Groves Stadium, Mack Brown orchestrated a fireworks display of his own in an upset win over Wake Forest, 27-25.

Kicker Billy Van Aman notched his first collegiate field goal when he split the uprights from 54 yards out. Van Aman also kicked a 29-yarder late in the third quarter to put App State up 20-17.

The game looked one-sided on paper as Wake doubled up Appalachian in total offensive yards (502-247). However, the Appalachian defense recovered five Wake fumbles. Linebacker Joel Carter registered a pair of touchdowns on two interceptions, including a 48-yard scramble to the end zone on his first pick.

Wake completed a 39-yard touchdown and converted a two-point conversion with 1:39 left, but would not get any closer as Appalachian ran the clock for the two-point win.

## SEPTEMBER 8, 1984 4TH-AND-99 NO PROBLEM IN SPARKY'S FIRST W APP STATE 17, WESTERN KENTUCKY 16

Head Coach Sparky Woods received his first win with an amazing 99-yard, 12-play drive resulting in a 15-yard John Settle touchdown reception with five seconds remaining for the 17-16 victory.

Trailing 16-3 late in the fourth quarter, App State's Jimmy Armstrong intercepted a pass and returned it to the WKU 15 yard line. With 4:08 left, Mountaineer quarterback Randy Joyce connected for the first of two fourth quarter touchdown passes.

On the Mountaineers' final drive, Joyce converted a crucial fourth and 10 situation by completing an 18-yard pass to Troy Douglas. He followed with a 17-yard strike to Douglas.

Joyce rallied the Mountaineers by completing passes of 12, 17, and 19 yards before finishing the drive by connecting with Settle on a 15-yard screen pass in the waning moments.

## NOVEMBER 29, 1986 APP STATE FALLS IN FIRST PLAYOFF APPEARANCE NICHOLLS STATE 28, APP STATE 26

App State rallied behind the arm of Todd Payton and the running abilities of John Settle to bring a 25-13 deficit to within two, at 28-26, but the Mountaineers' season came to a close when Bjorn Nittmo's 42-yard field goal sailed wide left with 18 seconds left in the fourth quarter.

Settle rushed for 236 yards on 37 carries, while Payton completed 18-of-35 pass attempts for 294 yards and two touchdowns in the losing effort.

Heading into the I-AA Playoffs, the Mountaineers were seeded No. 6. They held a 13-6 advantage with 11 minutes left in the third quarter, however Nicholls State quarterback Doug Hudson rallied his team and scored on three of their next four possessions to edge the Mountaineers.

## SEPTEMBER 9, 1989 MELCHOR LEADS APP STATE TO VICTORY AT WFU APP STATE 15, WAKE FOREST 10

Facing standout receiver Ricky Proehl and a crowd of 30,200 fans at Wake Forest, first-year head coach Jerry Moore and App State pulled off a 15-10 victory.

Knotted at 3-3 at the intermission, running back Ritchie Melchor recorded 121 of his 139 yards on the ground in the second half, which included a 67-yard touchdown run.

On the ensuing Wake Forest possession, Proehl took a short pass and danced 28 yards for the touchdown. With the pressure on late in the fourth quarter, freshman Harold Alexander boomed a punt to Proehl, who fielded the ball cleanly, but could not manage to get out of bounds before time expired.

## AUGUST 31, 1991 ALEXANDER KEYS WIN AT MARSHALL APP STATE 9, MARSHALL 3

It was a tale of two great defenses that led App State to a 9-3 victory in the season opener.

Harold Alexander kept the Herd at bay throughout the game. He set a Southern Conference-record by averaging 55.5 yards on eight punts.

Alexander came up big by booting a 67-yarder and a 51-yarder out of his own end zone against a 10-man rush.

Appalachian's defense started the scoring in the first half when Marshall quarterback Michael Payton was pressured into an intentional grounding call that resulted in a safety. The Herd managed a field goal after a fumble recovery that gave them the ball deep into Mountaineer territory.

Fullback J.K. Reaves plowed two yards through the middle of the Herd defensive line to record the only touchdown of the day.

## OCTOBER 19, 1991 APPS TOP FURMAN IN SOCON'S FIRST OT TILT APP STATE 26, FURMAN 23

It took three overtimes and four Jay Millson field goals, but when it was decided, App State topped Furman, 26-23, in the first overtime game in Southern Conference history.

The first half was marred by mistakes, and Furman led 17-9.

Late in the fourth quarter, linebacker Brent David forced a fumble and put the Mountaineers on the Paladin 17. After Nate Abraham ran for the quick score, D.J. Campbell connected with A.J. Ellis for the two-point conversion to tie the score, at 17-17.

Knotted at the end of regulation, Millson and Burr traded field goals in the first two overtimes. In the third extra period, defensive back Steve Wilks blocked a Burr field goal attempt. Millson connected on his fourth field goal of the day to clinch the victory.

## OCTOBER 10, 1992 THREE MINUTES, TWO SECONDS AND 20 POINTS APP STATE 27, JAMES MADISON 21

D.J. Campbell completed three touchdown passes in the final 3:02 of the game, including one to Craig Styron, who caught it on his back with no time remaining on the clock for the winning points.

JMU began the scoring with one of the most famous tricks in football lore. Early in the second quarter, the Dukes executed the fumblerooski for a 14-yard touchdown. Bitten by the turnover bug, the Mountaineers fell short of the endzone twice due to turnovers.

With the score 21-7, D.J. Campbell threw the first of three touchdown throws to make it 21-14, with 3:02 to play. Just 32 seconds later, it was tied, at 21-21 on another Campbell TD pass.

With JMU driving deep in App State territory, the Mountaineer defense intercepted a deflected pass, giving Campbell a chance at victory.

After two quick passes to get the ball to midfield, Campbell heaved the ball deep into the endzone, where it found Styron.



*All-America punter Harold Alexander was integral in two of Appalachian State's most memorable victories. He sealed a 15-10 win over Wake Forest with a booming punt in the waning seconds and registered a SoCon-record 55.5 yards per punt in the Mountaineers' 9-3 win over Marshall in the 1991 season opener.*



## OCTOBER 22, 1994 MOUNTAINEERS TOP NO. 1 MARSHALL APP STATE 24, MARSHALL 14

With ominous weather and a matchup against the No. 1 team in the nation, 19,781 rain-soaked fans spurred App State to a 10-point victory and triumphantly tore down the goal posts.

A dominant performance by the Mountaineer defense keyed the win. Dexter Coakley led the Mountaineers with 15 tackles, three for losses, two pass breakups, and a forced fumble.

Johnny Smith, who spent his first three years at fullback, notched seven tackles, a fumble recovery, a sack, and an interception that he returned 70-yards for a touchdown in the fourth quarter.

In only his second start, Scott Satterfield threw for 113 yards and ran for 30 more, including a score.

## NOVEMBER 18, 1995 DIVING SNAG SAVES PERFECT SEASON APP STATE 28, THE CITADEL 24

Scott Satterfield proved his mettle as an all-Southern Conference quarterback by ignoring the pressure on fourth down and slinging the ball to the end zone, where Ron Gilliam's diving grab lifted App State to a 28-24 victory and saved the Mountaineers' perfect regular season.

Unbeaten entering the final game of the regular season, the Mountaineers had plenty of confidence travelling to face the winless Bulldogs. But Appalachian needed everything it could muster, including the pass from Satterfield to Gilliam with 1:39 left in the contest for the comeback triumph.

Satterfield who ran for 80 yards and passed for 176, had no problem sending the ball to Gilliam who was a converted defensive back with only four catches on the season.

## OCTOBER 19, 1996 BACKUP QB LEADS APPS OVER EAGLES APP STATE 35, GEORGIA SOUTHERN 28

Backup signal-caller Bake Baker was called upon in the fourth quarter at Georgia Southern to create what head coach Jerry Moore dubbed a "spark." A spark is what he got.

With just over 10 minutes left, Baker took over and led the Mountaineers on three touchdown drives, allowing them to rally from a 14-point deficit.

The Mountaineer offense was desperate for production and the defense was not much better, with five players sidelined with injuries. But in his 10-plus minutes of action, Baker converted three scoring drives, capped by a 68-yard pass to Otis Smith with 3:13 left to provide the winning points.

Baker ended the game 8-of-10 passing for 159 yards and two touchdowns. Prior to his showing in Statesboro, he had completed just three passes in his career.

## OCTOBER 3, 1998 APP DOWNS WFU IN OT FOR MOORE'S 100TH WIN APP STATE 30, WAKE FOREST 27 (OT)

Daniel Jeremiah's one-yard touchdown run in overtime gave App State head coach Jerry Moore his 100th career victory, a 30-27 triumph over Wake Forest in Winston-Salem.

Moore's 100th win was his fourth over Wake in his 10 seasons.

Appalachian jumped out to a 10-0 lead in the first quarter thanks to a 27-yard field goal by Stuart Jones and a 47-yard touchdown run by Terrence McCall. The Demon Deacons scored 17 of the game's next 20 points to take a 17-13 advantage into the fourth quarter.

After Jones' third field goal of the game cut the Mountaineer deficit to 17-16 early in the final period, Jeremiah hooked up with Joey Gibson for a 57-yard touchdown and a two-point conversion made it 24-17 Appalachian with 5:28 to go. However, Wake Forest responded with a 13-play, 74-yard drive, capped by a seven-yard touchdown pass from Brian Kuklick to Jammie Deese that tied the contest with only 53 seconds left to play.

In overtime, Appalachian held the Deacs to a field goal on the opening possession before clinching the win on Jeremiah's TD dive a series later.

## SEPTEMBER 4, 1999 APP NEARLY PULLS OFF UPSET AT AUBURN AUBURN 22, APP STATE 15

For nearly three quarters, it seemed as though App State would pull off perhaps the biggest win ever by an NCAA Division I-AA school over a I-A op-

ponent. But a 33-yard touchdown pass with just 38 seconds left to play gave perennial-power Auburn a narrow 22-15 win over the Mountaineers before 78,123 at Jordan-Hare Stadium.

After Auburn took a 7-0 lead less than seven minutes in, Appalachian responded with 15-straight points to take an eight-point advantage deep into the third quarter. The Tigers evened the score at 15-15 late in the third period and marched 77 yards in just 1:04 to score the winning touchdown in the final minute.

Appalachian out-gained Auburn 323-288 for the game and held AU to just 54 yard of offense in the first half.

## OCTOBER 16, 1999 APPS HOLD ON FOR WIN OVER NO. 1 EAGLES APP STATE 17, GEORGIA SOUTHERN 16

App State forced four turnovers, including Corey Hall's second interception as time expired, to claim a 17-16 win over No. 1 Georgia Southern before 19,981 at Kidd Brewer Stadium. The triumph was Appalachian's second ever over a top-ranked team, almost five years to the day after it knocked off No. 1 Marshall at KBS.

Without the benefit of an offensive touchdown, the Mountaineers ran out to a 17-0 lead. Weslan Hunter returned a fumble 43 yards for a score and Luke Manuel fell on another Eagle cough-up and the Apps took the seemingly comfortable 17-point lead with less than five minutes to play in the third quarter.

However, the Eagles came back with a vengeance, scoring 16 points over a 12-minute span. Trailing by just a point, got the ball back with under 30 seconds to play, but Hall sealed the victory with his pick off at the Mountaineer 38 yard line.

## AUGUST 31, 2000 WAKE GOES DOWN AGAIN APP STATE 20, WAKE FOREST 16

For the third time in four meetings, App State knocked off the ACC's Wake Forest, this time scoring a 20-16 triumph before 26,853 fans at Groves Stadium. The win evened Appalachian head coach Jerry Moore's record versus the Demon Deacons at 5-5-1.

The Mountaineers dominated the first half, outgaining the Deacs 207-49, but trailed 10-7 at the break, thanks to an 88-yard kickoff return for a touchdown by Wake's John Stone. The score remained 10-7 heading into the final period and things looked bleak for the Apps, who lost starting quarterback Daniel Jeremiah to a knee injury on the first play of the second half.

However, backup signal-caller David Reaves led Appalachian on an eight-play, 66-yard drive, which he capped with a nine-yard touchdown pass to Rashad Slade on the first play of the fourth quarter to give the Mountaineers a 14-10 lead. Despite committing two turnovers in the final period, Appalachian forced Wake into a pair of turnovers of its own, including a fumble on its own 10 yard line with just over three minutes to go. Three plays later, Karim Razzak found the end zone from 10 yards out to seal the triumph.



*Daniel Jeremiah's one-yard touchdown plunge in overtime lifted Appalachian to a 30-27 victory at Wake Forest in 1998. The Mountaineers' fourth win over WFU in 10 seasons was also head coach Jerry Moore's 100th victory at Appalachian State.*

## NOVEMBER 25, 2000 APP AVENGES LOSS IN PLAYOFF WIN AT TROY APP STATE 33, TROY STATE 30

After being handed a 34-28 setback in Boone by Troy State during the regular season, App State returned the favor on a much bigger stage, as it downed the fourth-seeded in the opening round of the I-AA playoffs.

Appalachian outgained Troy State, 200-21, in the first half en route to a 19-9 lead. The Mountaineers extended their lead to 26-9 in the third quarter and withstood three fourth-quarter Troy touchdowns to hold on for the win. It was just the second road playoff victory ever for the Mountaineers.

## OCTOBER 9, 2004 WILLIAMS REWRITES RECORDS IN COMEBACK WIN APP STATE 30, FURMAN 29

Junior quarterback Richie Williams rewrote the NCAA record book with his performance in App State's home triumph over No. 2 Furman.

Williams set NCAA all-divisions records by completing 28 straight passes at one point and going 40-of-45 in the win.

Despite Williams' efforts, the Mountaineers found themselves trailing the Paladins by six points after Furman quarterback Ingle Martin connected with running back Cedrick Gipson on a 52-yard catch and run with 2:03 to go in the ball game. Williams accounted for 78 yards on Appalachian's final drive by completing 4 of 4 passes for 61 yards and running for 17 more, including a 13-yard keeper for the winning touchdown with 35 seconds left.

In all, Williams threw for 413 yards and two touchdowns and tacked on 27 more yards on the ground to spark the victory, just one week removed from missing the Apps' 41-34 win over Texas State with a sprained knee.

## DECEMBER 10, 2005 ELDER, HUNTER LEAD APPS TO FIRST TITLE GAME APP STATE 29, FURMAN 23

Filling in for an injured Richie Williams, backup quarterback Trey Elder threw a touchdown pass on his first play and ran for the game-winning score with 2:17 remaining in App State's 29-23 victory over Furman in the NCAA Division I-AA semifinals.

Elder completed 12-of-17 passes for 165 yards and no interceptions and ran 12 times for 69 yards in relief of Williams, who left the contest midway through the first quarter with a left ankle injury.

On his first play, Elder connected with Dexter Jackson for a 45-yard touchdown pass that gave the Mountaineers a 14-0 lead. However, Furman scored 23 of the next 30 points to take a 23-21 lead into halftime.

The Paladins' slim advantage stood up until Elder led the Apps on an 11-play, 67-yard drive, culminating with his 1-yard touchdown plunge with just over two minutes to go.

Led by quarterback Ingle Martin, the Paladins drove inside the Mountaineer 40 with under a minute to play. But, on first-and-10 at the 36, App State defensive end Jason Hunter hit Martin from behind, forcing the ball loose. Defensive tackle Omarr Byrom picked up the ball and returned it all the way to the Furman 1.

## NOVEMBER 24, 2007 ROMAN STRIPS JAMES MADISON OF UPSET BID APP STATE 28, JAMES MADISON 27

App State's magical season looked like it was going to end three games short of the ultimate goal, but the Mountaineer defense stepped up at the most critical moments of the 2007 playoff opener.

JMU led 27-22 late in the fourth quarter and faced third-and-1 at its own 32 yard line, needing only one first down to end the Mountaineers' run at a third straight national title. The Black and Gold defense stopped the Dukes for no gain on two straight plays, including a fourth-down rush, and got the ball back deep in Madison territory.

Two plays after Devon Moore made a diving catch on fourth-and-3 from the 25-yard line, Armanti Edwards scored his third touchdown to give Appalachian a one-point lead with just 1:10 remaining on the clock.

JMU needed just four plays to drive 62 yards, setting itself up for an apparent chip-shot field goal to win the game. However, JMU head coach Mickey Matthews elected to run one more play and Appalachian linebacker Jacque Roman stripped freshman running back Jamal Sullivan of the ball. The loose pigskin was smothered by Pierre Banks just feet from the App State sideline, triggering a wild celebration that would last straight through to the Mountaineers' 49-21 rout over Delaware in the national championship game.

## SEPTEMBER 4, 2010 EPIC 4TH-QUARTER RALLY LIFTS MOUNTAINEERS APP STATE 42, CHATTANOOGA 41

App State came back from a pair of 21-point deficits to rally for a heart-stopping 42-41 victory at upstart Chattanooga in the 2010 opener.

Appalachian trailed 28-7 with less than two minutes remaining in the third quarter and 35-14 just six seconds into the final period.

The Mountaineers scored a total of five touchdowns in a 10:12 span, including the middle three in just 2:54 and the final four over a 7:51 stretch after UTC had regained a 21-point lead on the first play of the fourth quarter.

Appalachian took its first lead of the game at 42-35 with 6:05 to go on a bizarre 33-yard touchdown reception by quarterback DeAndre Presley. The Mocs jumped offside on a third-and-1 play from the UTC 29-yard line, giving Presley a free play. The junior threw a quick pass to Matt Cline, who was drilled by a Moc defender and fumbled. Presley picked up the loose ball and weaved his way through the UTC defense, picked up a number of key downfield blocks and scoring the go-ahead touchdown.

Chattanooga responded by driving 86 yards to cut the deficit to 42-41. With a pair of UTC kickers having already combined to miss three extra points, the Mocs elected to go for two points and the potential win, but Appalachian's Mark LeGree batted down a pass on the conversion attempt.

## NOVEMBER 10, 2012 LATE PICK HELPS MOORE CLOSE WITH A TITLE APP STATE 33, FURMAN 28

Troy Sanders intercepted a pass at the 5-yard line as time expired and 12th-ranked Appalachian clinched its record-tying 12th Southern Conference championship in the final regular-season game for coach Jerry Moore, whose team went 6-2 in the league despite dropping its league opener.

## NOVEMBER 8, 2014 LAST-MINUTE FIELD GOAL EXTENDS STREAK APP STATE 31, ULM 29

Bentlee Critcher drilled a 39-yard field goal with 29 seconds left to lift App State to streak-extending win during its FBS debut in the Sun Belt.

After starting the year 1-5 (with a win over FCS Campbell), the Mountaineers closed the season with a six-game winning streak, as the ULM game improved App State's record to 4-5.

## OCTOBER 31, 2015 MOUNTAINEERS WIN HALLOWEEN THRILLER APP STATE 44, TROY 41 (3OT)

Stephen Burns, Kennan Gilchrist and Doug Middleton combined to smother a fake field-goal attempt to start the third overtime, and Zach Matics followed with a 24-yard game-winner.

The contest was a tight affair throughout, featuring six ties and no lead of more than seven points. Despite being unable to put the pesky Trojans away, App State never trailed in regulation — its only deficit came when Troy scored first in the opening overtime.



Jacque Roman forced the Jamal Sullivan fumble with less than a minute remaining that sealed the Apps' 28-27 victory in the opening round of the 2007 NCAA playoffs.



MEMORABLE GAMES

## OCTOBER 14, 2017 APP STATE OVERCOMES 20-0 HALFTIME DEFICIT APP STATE 23, IDAHO 20

App State mounted its biggest rally in seven years with a 23-20 victory at Idaho during the Vandals' final year in the Sun Belt Conference.

The Mountaineers trailed 20-0 early in the third quarter in the Kibbie Dome before coming back behind a sack-hungry, turnover-minded defense and three touchdown throws from senior quarterback Taylor Lamb. It was App State's biggest comeback since it erased a 35-14 deficit in the fourth quarter of a 42-41 victory at Chattanooga in the 2010 opener.

Lamb's 45-yard touchdown pass to Ike Lewis helped tie the game with 10:04 left, and Michael Rubino made a go-ahead field goal from 31 yards out with 7:24 remaining.

Idaho (2-4, 1-2) started its final drive by regaining possession at its 46-yard line with 2:23 remaining, and Tee Sims had a hand in two sacks leading up to a fourth-and-24 pass that was completed but stopped a yard short of the marker with 50 seconds left.

## DECEMBER 1, 2018 MOUNTAINEERS WIN FIRST SBC TITLE GAME APP STATE 30, LOUISIANA 19

Hosting the first Sun Belt Conference Championship Game, App State won 30-19 against Louisiana in Boone to claim its third straight league title.

Darrynton Evans had an MVP-belt-hoisting performance in which his 218 all-purpose yards included 111 rushing yards and a 97-yard kickoff return. Quarterback Zac Thomas had two rushing touchdowns of at least 25 yards, and the Mountaineers allowed just one touchdown while forcing the Ragin' Cajuns to kick four field goals.

All three of Chandler Staton's second-half field goals for App State exceeded 40 yards, including a 43-yarder that pushed the lead to 11 points with 2:09 remaining.

## SEPTEMBER 21, 2019 APP GETS FBS BREAKTHROUGH FOR P5 WIN APP STATE 34, NORTH CAROLINA 31

National defensive player of the week Demetrius Taylor forced two turnovers to help App State build a first-half lead on the road, and Darrynton Evans rushed for three TDs as the Mountaineers built a 27-10 lead before holding on to beat in-state ACC program North Carolina.

The Tar Heels reached App State's 39-yard line with five seconds left, and Akeem Davis-Gaither pushed through a gap in the line to tip a 56-yard attempt at a field goal as time expired.

The second-ever football meeting between the two schools and first since 1940 drew a spirited, sold-out crowd to Kenan Stadium, and the Mountaineers posted their first win against a Power Five conference team since the historic upset of Michigan in 2007.

Taylor led App State's defense by recording 2.5 sacks, forcing two fumbles, turning a post-sack recovery into a 20-yard fumble return for a touchdown and setting up another touchdown with an interception.



*Akeem Davis-Gaither (24) blocked a 56-yard field-goal attempt as time expired in Chapel Hill to give App State its first win against a Power Five opponent since the Mountaineers joined the FBS level.*

## NOVEMBER 9, 2019 2ND P5 ROAD WIN OF '19 COMES IN SEC COUNTRY APP STATE 20, SOUTH CAROLINA 15

Becoming just the seventh Group of Five team since the Sun Belt was formed in 2001 to post two Power Five road wins in the same season, App State escaped Columbia with a win in front of 80,849 fans and an ESPN2 audience.

True freshman Nicholas Ross' 20-yard interception return for a touchdown with 1:51 left in the first half gave App State a 13-6 lead, and Zac Thomas' 1-yard TD run that gave the Mountaineers a 20-9 lead was set up by Jalen Virgil's 57-yard kickoff return following a South Carolina field goal.

After cutting into the 20-9 deficit on a touchdown with 2:58 left, South Carolina regained possession and faced a fourth-and-15 from the App State 35 with 19 seconds left. Ryan Hilinski completed a pass for 26 yards to the 9 before spiking the ball with nine seconds remaining.

Nick Hampton forced a holding penalty on a pass rush as George Blackstock batted down the throw, leading to a snap from the 19 with six seconds left. The Gamecocks committed holding against Akeem Davis-Gaither on a pass that didn't connect at the back of the end zone, leading to a frenzied celebration from the Mountaineers.

## DECEMBER 7, 2019 MOUNTAINEERS WIN 2ND STRAIGHT TITLE GAME APP STATE 45, LOUISIANA 38

App State claimed its fourth straight league title and celebrated a Sun Belt Championship Game victory on its home field for the second straight year thanks to a win against Louisiana.

Three early touchdowns from belt-winning MVP Darrynton Evans gave the 21st-ranked Mountaineers a 21-0 lead late in the first quarter, and captain Josh Thomas' first career interception return for a touchdown accounted for one of three turnovers forced by a senior on App State's defense.

The Mountaineers led 42-17 late in the third quarter thanks to Thomas' defensive touchdown and maintained at least a 14-point lead until the Ragin' Cajuns cut into a 45-31 deficit on a touchdown pass with 1:19 left.



# HISTORIC 2019 SEASON

13-1 (MOST WINS IN STATE, SUN BELT HISTORY)  
 #18 FINAL COACHES POLL, #19 FINAL AP TOP 25  
 SUN BELT, NEW ORLEANS BOWL CHAMPIONS  
 6-0 ROAD RECORD WITH WINS AT UNC, USC

RECORD-BREAKING 2019

## SEASON SUPERLATIVES

The Mountaineers became the first Sun Belt team and the first FBS team from the state of North Carolina to win 13 games.

App State becomes the first Sun Belt team to conclude a season in the Top 25 and claimed the top spot among FBS teams from North Carolina for the second straight year.

App State became the first FBS program to win five bowl games in each of its first five bowl-eligible seasons.

App State tied Ohio State for the third-best winning percentage among FBS teams, behind just LSU (15-0) and Clemson (14-1).

App State's 54-12 overall record in the last five seasons is the fifth-best mark in the country during that span, trailing just Clemson, Alabama, Ohio State and Oklahoma.

The Mountaineers finished as a statistical champion or co-champion in two categories: sole possession of first with a fourth-down conversion percentage of 81.3 and tied with Illinois for the FBS lead with six defensive touchdowns.

App State became just the fifth program in major college football history to send its fifth-year seniors out with five bowl wins and four conference titles, joining Nebraska (1969-73), Alabama (1975-79), Florida State (1991-95) and Marshall (1998-2002).

App State was the first Group of Five program to have two players picked in the 2020 NFL Draft, as running back Darrynton Evans went to the Tennessee Titans in the third round and line-backer Akeem Davis-Gaither was picked by the Cincinnati Bengals to open the fourth round.

App State led the nation in road wins en route to the only 6-0 road record by FBS teams.



App State ranked No. 7 nationally and No. 1 among G5 programs with an average scoring margin of plus-17.5 points per game against FBS competition. The Mountaineers had a balanced team that ranked No. 9 nationally in scoring offense (38.8 points), No. 21 in scoring defense (20.0 points) and tied for No. 2 with five blocked kicks.

The fifth-year seniors finished their careers with a 7-0 postseason record that included two wins in the Sun Belt title game. Fourth-year seniors were on teams that went 43-10 with a Sun Belt title every season.

Since 2015, App State improved to an FBS-best 24-0 in non-season-opening games in which it had more than a week to prepare.

App State set Sun Belt records for single-season points (543) and touchdowns (73).

With 13 wins, App State tied for the second-highest total by a Group of Five team since the Sun Belt was established in 2001. Boise State had a G5-record 14 wins in 2009.

App State set a program record for fewest turnovers committed in a season with nine and tied the program's single-season record for lost fumbles by losing only three.

In all six of its FBS seasons, App State has ranked in the top 25 nationally in rushing yards per game (No. 16 at 231.4 in 2019) and fewest sacks allowed (tied for No. 17 with 18 in 2019).

App State set a program record with seven national television appearances in 2019.

App State led the Sun Belt in attendance for the third time in the last four years.

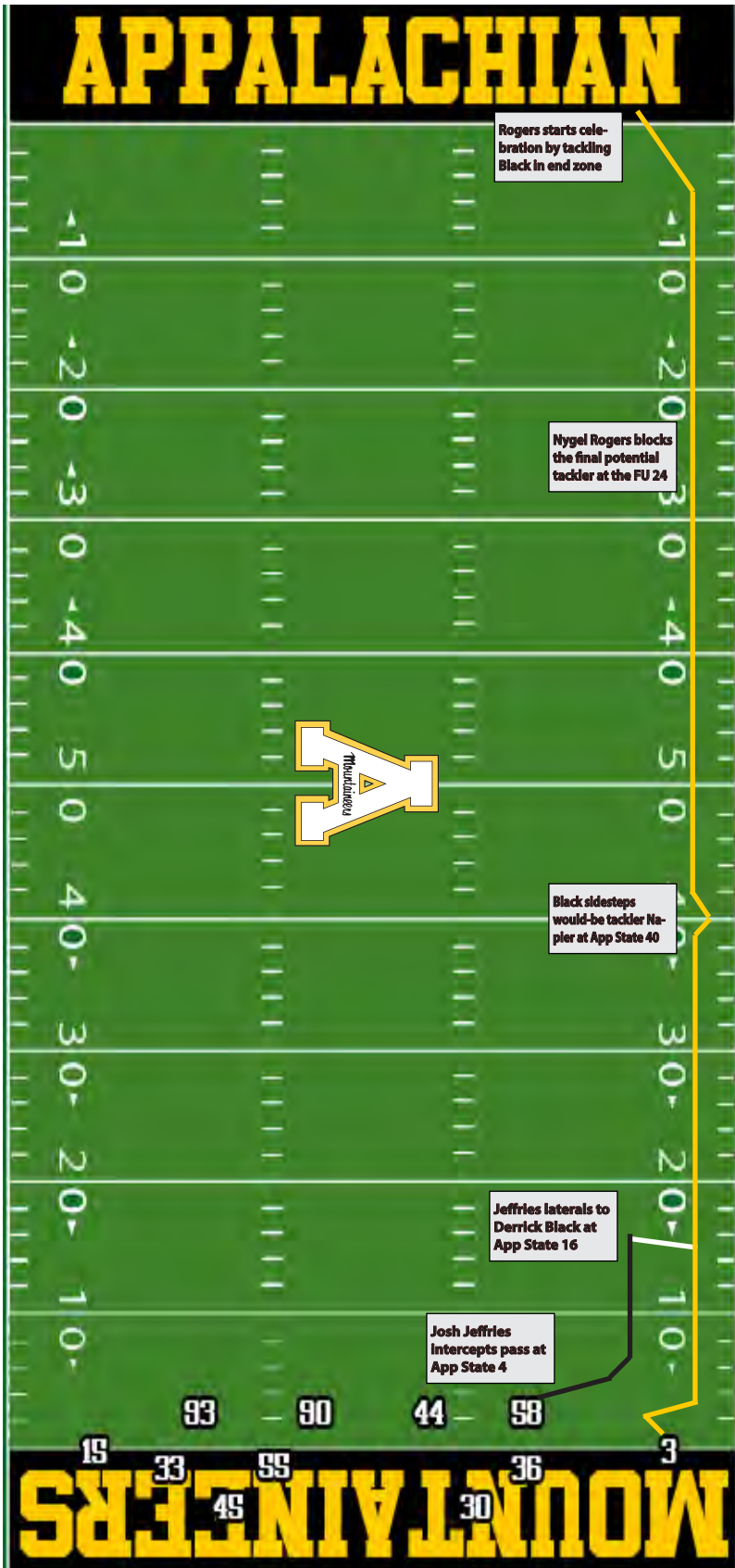


OCTOBER 12, 2002

# THE MIRACLE ON THE MOUNTAIN

APPALACHIAN STATE 16, FURMAN 15  
ABC SPORTS RADIO CALL OF THE YEAR

MEMORABLE GAMES



The Mountaineers were trailing 9-7 in the fourth quarter after three Furman field goals and an interception return for a touchdown by the home side. With 5:39 left, Joey Hoover's 24-yard TD catch from Joe Burchette gave Appalachian its first lead of the game, at 14-9.



Furman took the ensuing possession and marched 73 yards on 13 plays, converting a first down on third-and-18 and then retook the lead on third-and-goal from the Appalachian 12 with 0:07 remaining when Billy Napier found Bear Rinehart for the go-ahead touchdown. Furman led 15-14.



Furman elected to go for two points on the point-after. Napier's pass on the two-point attempt was intercepted by Josh Jeffries at the Appalachian 4. Jeffries darted toward the right sideline before lateraling the ball to Derrick Black at the Appalachian 16.



With Jeffries and Nygel Rogers both running downfield to block, Black avoided two would-be tacklers on his way to score two points and give Appalachian the lead in remarkable fashion, 16-15.




Rogers tackled Black in a celebratory hug in the end zone. The Mountaineers cleared the sideline to join the celebration.



With much fanfare, Jeffries recovered Furman's on-side kick attempt to seal the Miracle on the Mountain.

SEPTEMBER 1, 2007  
 APPALACHIAN STATE 34, NO. 5 (AP) MICHIGAN 32  
 ANN ARBOR, MICH. • ATTENDANCE: 109,218

MEMORABLE GAMES



THE ANATOMY OF AN UPSET

Thanks in large part to Dexter Jackson's two touchdown catches and Armanti Edwards' perfect first half (7-of-7 passing, 129 yards, 3 TD; eight rushes, 41 yards, TD), App State jumped out to a stunning 28-14 advantage late in the first half and led 28-17 at halftime.

Michigan came roaring back in the second half and took a 32-31 lead on a 54-yard touchdown run by Mike Hart with less than five minutes to play.

Things looked bleak for Appalachian State when the Wolverines intercepted a pass by Edwards on the first play after Hart's touchdown, but freshman Brian Quick blocked a U-M field-goal attempt to give the Mountaineers the ball back with 1:37 left to play.

Edwards engineered a seven-play, 69-yard drive over the next 1:11 to set up Julian Rauch's go-ahead 24-yard field goal with just 26 seconds remaining on the clock. Edwards completed 5-of-5 passes and accounted for all 69 yards on the drive (18 rushing, 51 passing).

After a 46-yard pass from Chad Henne to Mario Manningham, Michigan had an opportunity to win the ballgame on a 37-yard field goal. However, Corey Lynch made the "block heard 'round the world," scooped up the loose ball and returned it 62 yards as the clock expired.

THE AFTERMATH

- Appalachian State's shocking win over college football's all-time winningest program was the first ever for an NCAA Division I Football Championship Subdivision team over a nationally ranked D-I Football Bowl Subdivision opponent.
- A crowd estimated to be as large as 10,000 welcomed the Mountaineers back to Kidd Brewer Stadium later that evening.
- The Apps were the darlings of the national media for weeks to come, highlighted by a Sept. 2, 2007 press conference that was televised live by ESPNEWS and Dexter Jackson's appearance on the cover of the Sept. 10, 2007 edition of *Sports Illustrated*.
- The victory prompted the *Associated Press* to change its 71-year-old policy and allow all Division I teams, regardless of subdivision, to receive votes in its Top 25 poll.
- Appalachian State went on to post a 13-2 overall record and win its third-consecutive NCAA Division I Football national championship.
- Michigan went on to post an 9-4 overall record and No. 18 ranking in the final 2007 AP poll. The Wolverines finished second in the Big Ten standings and defeated defending BCS national champion Florida and Heisman Trophy winner Tim Tebow, 41-35, in the Capital One Bowl on New Year's Day.

SCORING SUMMARY

**FIRST QUARTER**

12:31 U-M M. Hart 4 run (J. Gingell kick)  
 10:55 APP D. Jackson 68 pass from A. Edwards (J. Rauch kick)

3:16 U-M G. Mathews 10 pass from C. Henne (Gingell kick)

**SECOND QUARTER**

13:35 APP H. Batichon 9 pass from Edwards (Rauch kick)  
 9:47 APP D. Jackson 20 pass from Edwards (Rauch kick)  
 2:15 APP Edwards 6 run (Rauch kick)  
 :16 U-M Gingell 22 field goal

**THIRD QUARTER**

12:57 U-M Gingell 42 field goal  
 8:17 APP Rauch 31 field goal  
 :24 U-M Hart 4 run (Henne rush failed)

**FOURTH QUARTER**

4:36 U-M Hart 54 run (B. Minor rush failed)  
 :26 APP Rauch 24 field goal

TEAM STATISTICS

	APP	U-M
First Downs	19	23
Rushes—Net Yards	44-160	40-246
Passing Yards	227	233
Passes (Comp-Att-Int)	17-23-2	19-37-1
Total Offense	387	479
Fumbles—Lost	1-1	2-1
Penalties—Yards	7-45	7-56
Punts—Avg	4-33.0	3-48.7
Punt Returns—Yards	1-18	2-14
Kickoff Returns—Yards	7-151	6-121
Int. Returns—Yards	1-26	2-0
Fumble Returns—Yards	0-0	0-0
Third-Down Efficiency	7 of 13	7 of 15
Fourth-Down Efficiency	0 of 0	0 of 2
Possession Time	31:12	28:48

INDIVIDUAL STATISTICS

**RUSHING** — APP: Richardson 24-88; Edwards 17-62; D. Jackson 1-19; Hillary 1-(-4); Team 1-(-5) U-M: Hart 23-188; Minor 13-50; Manningham 2-9; Henne 2-(-1)

**PASSING** — APP: Edwards 17-23-2, 227 yds. U-M: Henne 19-37-1, 233 yds.

**RECEIVING** — APP: Hillary 4-63; D. Jackson 3-92; Courman 3-30; Batichon 3-22; Richardson 2-3; J. Johnson 1-11; Cline 1-6 U-M: Mathews 7-68; Arrington 4-52; Manningham 3-66; Massey 3-36; Minor 1-10; Moundros 1-1



**Mountaineers are listed alphabetically with numbers worn and years played. To be included in the all-time roster, a player must have played in a varsity game. Any additions, deletions, and/or corrections can be submitted with proper documentation to the Appalachian State sports information office.**

**ALL-TIME ROSTER**

**A**

J.J. Abbott	.....9, 1987
Richard Abbruzzese	.....33, 1954
David Abernathy	.....90, 1975-78
Nate Abraham	.....27, 1991-94
Chris Abrille	.....19, 1998-99
Brad Absher	.....18, 2015-18
Alex Acey	.....77, 2011-14
Mario Acitelli	.....61, 2006-09
Adams	.....1958
Adams	.....1935, 1937
Adams	.....41, 1945-46
Billy Adams	.....71, 1973
Bobby Adams	.....71, 1957
Desmond Adams	.....18, 1996
Gerald Adams	.....48, 1950-52
Herbert Adams	.....10, 1936
Kemal Adams	.....1, 1989
Mock Adams	.....15, 2016-18
Stewart Adams	.....40, 2001-04
Kenny Adcock	.....12, 1988
Adelman	.....1946
Chuck Ader	.....65, 1984
Orlando Ager	.....55, 1980-83
Bob Agle	.....82, 1965-1968
Richard Agle	.....23, 1969-70
.....	.....80, 1971-72
Ben Aiken	.....66, 1994-98
Chris Aiken	.....91, 2010-11
Dub Aiken	.....44, 1949-50
Dauber Akins	.....49, 1946-47
Sid Akins	.....1956
Bill Al-Zaid	.....79, 1992
Troy Albea	.....2, 1999-2000
Donnovan Albright	.....87, 1995
John Alcorn	.....1965
Bob Alexander	.....20, 1969-71
Harold Alexander	.....5, 1989-93
Kent Alexander	.....8, 1982
Wick Alford	.....50, 1948-49
Charlie Allard	.....78, 1997-78
Allen	.....19, 1945-46
Jeff Allen	.....77, 1980
Josh Allen	.....52, 2000-01
Paul Allen	.....52, 1965-68
.....	.....72, 1969
Pete Allen	.....25, 1954
Tripp Allen	.....46, 1988
Wes Allen	.....54, 1997-01
Brad Allred	.....16, 1952
Glen Alspaugh	.....1967
Matt Alspaugh	.....49, 1996-99
Brown Ammons	.....1934
Randy Anders	.....37, 1982
Anders	.....1958
Chris Anderson	.....70, 1989-93
D. Anderson	.....87, 2014
.....	.....22, 2015
Karl Anderson	.....45, 2010-13
Randell Anderson	.....72, 1956-57
Raykwon Anderson	.....22, 2019
Trey Anderson	.....86, 2014
Josh Anding	.....89, 2012-13
Rommell Andre	.....80, 2011
.....	.....39, 2013
Rowie Angell	.....2, 1934-37
Greg Angle	.....41, 1978-80
Dyke Anstee	.....4, 1979
Jake Appling	.....64, 2017
Kim Arey	.....5, 1982
Jimmy Armstrong	.....25, 1983-86
Kevin Armstrong	.....36, 1987
.....	.....22, 1988
Mykelti Armstrong	.....5, 2015
Andy Arnold	.....2, 1990-94
Ashburn	.....22, 1945-46
Rodney Ashby	.....88, 1971
Wiley Ashworth	.....61, 1967
.....	.....77, 1968-70
Kemal Atkins	.....1, 1987-88
.....	.....1990-91
Steve Atkins	.....67, 1969

Alan Atwater	.....34, 2003-04
Atwater	.....3, 1939
Mike Atwell	.....52, 1986
Gabe Austell	.....21, 1949-50
Austin	.....1931
Austin	.....1946
Frank Auten	.....39, 1955
Jackie Avery	.....98, 1994-97
Ken Avery	.....84, 1970-72
Remi Awolowo	.....32, 1997
.....	.....4, 1998-2001
Ayers	.....1946
Harvey Ayers	.....11, 1955

**B**

Tershaard Baar	.....12, 1999
Jacob Bacon	.....94, 1998
Tommy Bacote	.....32, 1972-73
Brett Badgett	.....86, 1985
David Baile	.....78, 1974
Drew Bailey	.....44, 2011-14
Joe Bailey	.....75, 1958-59
.....	.....77, 1960-61
David Bailie	.....78, 1975-76
Buddy Baird	.....30, 1978
B.J. Baker	.....51, 1951-53
Bake Baker	.....14, 1994-97
Cedric Baker-Boney	.....29, 2008-11
Mark Baker	.....1987
Ted Baker	.....66, 1978
Zac Baker	.....58, 2010-11
.....	.....84, 2012
Baker	.....7, 1938-40
Josh Baldwin	.....18, 2002-04
Cameron Ball	.....94, 1995
Tommy Ball	.....50, 1988-90
Jim Ballou	.....26, 1976-78
Ian Bamard	.....6, 2013
Pierre Banks	.....31, 2004-08
Mina Banoub	.....92, 2004-06
Ken Barbee	.....62, 1992-96
Gene Barber	.....13, 1952
Will Barber	.....84, 1989-92
Jaylen Barbour	.....4, 2014-15
Chris Barden	.....30, 1995-98
Steve Bare	.....65, 1990
Ray Barger	.....1967
Oscar Barker	.....1928
Craig Barker	.....59, 1993-94
.....	.....31, 1995-96
Geoff Barkett	.....56, 1984
Henry Barnes	.....20, 2011-12
Jim Barnes	.....34, 1966-67
.....	.....62, 1968
Kalik Barnes	.....6, 2011
Greg Barnette	.....60, 1989-90
Ian Barnard	.....67, 2010-12
Nay Rex Barnhardt	.....1966
Rob Barren	.....37, 1983
Brody Barrett	.....68, 2016-18
Wes Barrier	.....36, 1986
Joel Barrington	.....9, 1994
Angelo Bartis	.....12, 1978
Jim Bartlinski	.....75, 1980
Doug Barton	.....74, 1970
Ted Bartz	.....10, 1936
Pat Bass	.....1956
Neil Batelli	.....72, 1964
Hans Batichon	.....3, 2004-07
David Batten	.....7, 1998
.....	.....15, 1999
Billy Battillo	.....48, 1985
Roscoe Batts	.....12, 1973-75
Boyd Baucom	.....1934
Herman Baucom	.....1930-31
A.J. Beach	.....27, 2018
Wesley Beam	.....25, 1969-71
Bob Beane	.....41, 1956
Jerry Beard	.....34, 2000-02
Rick Beard	.....24, 1979
.....	.....1981-82
.....	.....21, 1980
Marvin Beasley	.....51, 1956
Rick Beasley	.....21, 1977-80
Doug Beaty	.....45, 1984-87
Bobo Beathard	.....81, 2011-15
Bobby Joe Beaver	.....43, 1956-57
Danny Beck	.....54, 1965
.....	.....13, 1966
.....	.....50, 1967-68
Gil Beck	.....55, 1974-77
Jack Beckett	.....23, 1964

Matt Beecher	.....89, 2008
Belk	.....1930
Ingram Bell	.....22, 2010
Joe Bell	.....29, 1983
Tucker Bell	.....57, 2014
Dan Belu	.....45, 1990
Malcolm Bennett	.....91, 2008-09
Danny Bentley	.....75, 1992-96
Curtiss Benton	.....95, 2014
Roger Benton	.....72, 1972
.....	.....78, 1973
Tony Bequette	.....64, 1994-98
Wes Berrier	.....39, 1987
Joe Best	.....43, 1997-2000
Quincy Bethea	.....3, 1984-87
Daniel Bettis	.....80, 2002-06
Jonathan Bieschke	.....72, 2005-08
Bob Bigger	.....64, 1984-87
Eddie Biggs	.....83, 1970-72
Bobby Billings	.....25, 1967
Brian Billings	.....71, 2001-04
Wayne Binstead	.....71, 1965-66
Tyler Bird	.....51, 2018-19
Derrick Black	.....3, 2002-03
Willard Black	.....72, 1959
Paul Blackburn	.....36, 1949-51
Jason Blackmon	.....82, 1998
Dante Blackmon	.....24, 2013-14
Kenny Blacknell	.....46, 1984-87
George Blackstock	.....95, 2018-19
Gage Blackston	.....65, 2019
Larry Blackwood	.....79, 2004-07
Ronald Blair	.....49, 2011-15
Jason Blalock	.....57, 2000-03
Patrick Blalock	.....34, 2010-13
Blalock	.....1938
Bill Blanton	.....66, 1961
Dan Blew	.....72, 1989
Don Blue	.....47, 1990-94
George Blum	.....21, 1936
Bill Bobo	.....26, 1965-66
F.P. Bodenheimer	.....1951
Fred Boger	.....26, 1947-49
Eric Boggs	.....45, 2014-17
Boland	.....1931
Dick Bolin	.....35, 1954
.....	.....12, 1955
Oscar Bonner	.....52, 1956-57
Craig Bonner	.....23, 1976-79
Robert Boone	.....78, 1963
Blackburn Booth	.....78, 1979-81
Bost	.....18, 1939
.....	.....11, 1940
Ed Bost	.....17, 1949-50
Dylan Bostick	.....61, 2010-11
Bryan Bouboulis	.....87, 1988-89
Philip Boud	.....39, 2006
Al Bowen	.....50, 1972-73
Todd Bowers	.....79, 1994-95
David Bowman	.....34, 1975
.....	.....48, 1975-78
Harry Bowman	.....26, 1940-43; 47-49
Ed Boyd	.....62, 1981-84
Josh Boyd	.....8, 2015-16
Boyette	.....25, 1945-46
Tommy Boyette	.....11, 1946-47
Ray Boyles	.....18, 1956
Bobby Bozzo	.....56, 2007-10
Roy Bracey	.....18, 2004
Bill Bradley	.....30, 1959
.....	.....41, 1960-62
Russ Bradley	.....13, 1983
.....	.....9, 1984-85
Clint Bradshaw	.....25, 1972-74
Brady	.....1937
Bill Brady	.....59, 1984
Morris Branch	.....47, 1950-53
Alan Breeding	.....81, 1978-81
Seth Breitenstein	.....26, 2004
.....	.....29, 2005-07
Brendell	.....11, 1945-46
Brennan	.....1946
Brevard	.....1942, 1946
Demery Brewer	.....52, 2008-11
Joe Briggs	.....15, 1986-89
George Bright	.....34, 1951-52
Kenny Bright	.....29, 1990-93
Billy Brink	.....12, 2002
.....	.....5, 2003
Robert Brinkley	.....30, 1980-81
Charlie Britt	.....14, 1991-92
Danny Britt	.....24, 1998

Paul Brittain	.....61, 1957-1958
.....	.....65, 1959
.....	.....68, 1960
Larry Brock	.....65, 1997-2001
Thomas Bronson	.....56, 2013-14
Buddy Brooks	.....47, 1946-47
Gwyn Brooks	.....41, 1964
.....	.....45, 1965-66
.....	.....85, 1967
Keith Brooks	.....25, 1979-82
L.J. Brooks	.....21, 1996-99
Bob Broome	.....22, 1936
.....	.....3, 1937-39
John Broome	.....71, 1983-86
Robert Broome	.....76, 1979-81
Brown	.....1946
Brown	.....1958
Charlie Brown	.....29, 1984
Charlie Brown	.....44, 1998
.....	.....56, 2000
Chuck Brown	.....76, 1984
Dexter Brown	.....47, 1984
.....	.....59, 1985-87
Eric Brown	.....46, 1997
Fred Brown	.....76, 1974-75
John Brown	.....13, 1986-90
Josh Brown	.....48, 1994
Kerry Brown	.....76, 2004-07
KeSean Brown	.....28, 2019
Larry Brown	.....3, 1978
Steve Brown	.....8, 1978-81
Tony Brown	.....43, 1991-92
Tyrell Brown	.....1, 2013
Wayne Brown	.....66, 1989
Willie Brown	.....20, 1975
Zach Brown	.....67, 2008-09
Bob Bruton	.....82, 1957
Mac Bryan	.....62, 1978-79
Kameron Bryant	.....17, 2012
.....	.....5, 2013-14
Ted Bryant	.....70, 1975
.....	.....66, 1977
Bryson	.....1946, 1948
David Bryson	.....73, 1974-76
Herman Bryson	.....33, 1947-49
Scott Bryson	.....52, 1991
Gabe Bucca	.....42, 1979
Buckner	.....1929
Jason Budinger	.....63, 1990-92
Bernard Buey	.....64, 1969
.....	.....56, 1970-72
Kevin Bullard	.....50, 1986
Bumgardner	.....1948
Al Bumgarner	.....19, 1952-54
Ed Bundy	.....26, 1967-70
Joe Burchette	.....12, 1998
.....	.....16, 1999-2002
Jason Burk	.....95, 1994
Will Burkett	.....18, 1992
.....	.....26, 1993-94
Cal Burleson	.....87, 1957-58
.....	.....88, 1959
Argie Burnette	.....58, 1978
.....	.....53, 1979
Clyde Burnette	.....61, 1960
Luke Burnette	.....79, 2018
Barrett Burns	.....85, 2013-16
Brian Burns	.....56, 1984-85
Charles Burns	.....51, 1978-80
Stephen Burns	.....99, 2012-14
Kevin Burton	.....84, 1993-96
Bob Butler	.....80, 1959
Bobby Butler	.....1966
George Butler	.....11, 1971
.....	.....20, 1972
.....	.....80, 1973
Jeff Butler	.....66, 2003
.....	.....81, 2004
Larry Butler	.....75, 1969-72
Mike Butler	.....45, 1982
Ron Byerly	.....22, 1965-68
Mike Byers	.....24, 1990-92
Bynum	.....18, 1945-46
Tony Bynum	.....31, 1988
.....	.....29, 1989
David Byrd	.....20, 1967-68
.....	.....65, 1969-71
Ken Byrd	.....9, 1995
.....	.....4, 1996-97
Wayne Byrd	.....11, 1963-66
Omarr Byrom	.....95, 2003-06



C

Travaris Cadet.....	7, 2009-11
Jody Caldwell.....	14, 1974
Harold Calhoun.....	1929-31
Mike Callaway.....	97, 1983
.....	73, 1984-86
Chris Calloway.....	25, 1996
Pete Camelo.....	18, 1979-81
Roger Cameron.....	1950
D.J. Campbell.....	10, 1989-92
Dave Campbell.....	63, 1972
.....	72, 1973
.....	86, 1974
David Campbell.....	77, 1974
Marty Campbell.....	76, 1987-88
Nick Canepa.....	92, 2009
.....	90, 2010-12
Clyde Canipe.....	1928-30
Butch Cannady.....	23, 1975
.....	25, 1976-78
Billy Cannon.....	33, 1979
.....	89, 1980-82
Rayford Cannon.....	92, 1984-87
Mike Cansler.....	14, 1975-76
Danny Canter.....	1976
Josh Canterbury.....	32, 1998
.....	86, 1999
James Cantrell.....	19, 1947-48
Kevin Canty.....	44, 1987
Jaquil Capel.....	88, 2014
.....	16, 2015-16
Greg Captain.....	63, 1988
Mark Carballo.....	15, 1979
Nic Cardwell.....	88, 2004-07
Ben Carlson.....	70, 1994
.....	58, 1995
John Carner.....	80, 1981
Al Carpenter.....	75, 1976-77
Ben Carpenter.....	47, 1954
Jon Carpenter.....	39, 1998
Stephen Carpenter.....	26, 1995-96
Adam Carr.....	22, 1992
George Carr.....	99, 2003
T.J. Carrington.....	24, 1994
Ray Carroll.....	1967
Steve Carson.....	85, 1994-97
Hill Carter.....	54, 1955
James Carter.....	1967
Jerelle Carter.....	55, 2001-04
Jim Carter.....	10, 1968
Joel Carter.....	57, 1980-83
Scott Carter.....	50, 1986-87
T.D. Carter.....	1953
Cartrette.....	1957
J.P. Caruso.....	10, 2015-16
Richard Casey.....	71, 1969
.....	73, 1970
Leonard Cashion.....	43, 1947-48
John Caskey.....	41, 1946-48
.....	25, 1949
Steve Caskey.....	19, 1982
Gary Cass.....	35, 1992
Doral Catchings.....	35, 1988
Al Catlett.....	1950-51
Nikia Cathey.....	19, 2015
Ken Causey.....	45, 1970-72
Bill Cavany.....	70, 1967
Joey Cave.....	50, 2019
Bill Cecil.....	46, 2014-17
Austin Chambers.....	41, 2013
David Chandler.....	23, 1966-68
.....	24, 1970
Mike Chandler.....	12, 1959-62
Chris Chapel.....	7, 1996
Robbie Chapin.....	64, 1980-81
Jesse Chapman.....	60, 2012-15
Steve Chapman.....	33, 1969-71
Chris Charles.....	16, 1995
.....	3, 1996-99
Wesley Charles.....	75, 1990-91
Norman Chastain.....	61, 1982
Jon Chasteen.....	37, 2000-03
Todd Chavious.....	98, 1983
Victor Chavis.....	80, 2001
.....	19, 2002-04
Kevin Chelko.....	52, 1981-84
Cherry.....	4, 1939-40
Rod Chisholm.....	4, 2009-10
.....	8, 2012
Bill Church.....	22, 1961-62
Mark Church.....	44, 1973

Zach Church.....	61, 2004
Brian Clark.....	62, 1985
Carl Clark.....	1951
Greg Clark.....	87, 1971-72
.....	37, 1973
Hillard Clark.....	41, 1954-55
.....	60, 1956
Mike Clark.....	26, 1974
.....	4, 1976
Markell Clark.....	96, 2017-18
Michael Clark.....	24, 2004
Milton Clark.....	45, 1976
Nakendrick Clark.....	27, 2019
Shawn Clark.....	61, 1994-98
Mike Clarke.....	4, 1975
Wayne Clawson.....	32, 1965
.....	65, 1966-68
Rocky Clay.....	2, 1988-89
Bill Cleary.....	46, 1948-50
Cleetwood.....	1942
Scott Clegg.....	66, 1983-85
Jim Clement.....	43, 1966-67
.....	63, 1968-69
Bob Clendenin.....	27, 1951-53
Josh Clendenin.....	71, 1997-2000
Dee Clifton.....	30, 1983
Matt Cline.....	34, 2006
.....	17, 2007-10
W.A. Cline.....	81, 1960
Jay Clinton.....	24, 1963-66
Jimmy Cloninger.....	1965
David Clontz.....	17, 1985-86
Dexter Coakley.....	32, 1993-96
Chris Coates.....	73, 1990
Todd Coates.....	11, 1993
Chris Coats.....	84, 1987-88
.....	73, 1989
Cobb.....	19, 1940
Cobb.....	13, 1957
Trey Cobb.....	45, 2018-19
Phil Cocciolletti.....	11, 1972-73
.....	7, 1974
Josh Cockman.....	69, 2004
Michael Cody.....	90, 1979-82
Tim Cokely.....	43, 1969-72
John Colbert.....	62, 1990-91
Charlie Cole.....	16, 1985-86
Chuck Cole.....	62, 1976-77
.....	56, 1978
.....	56, 1979
James Coleman.....	1966-67
Jamie Coleman.....	12, 1993
.....	4, 1994-95
Brad Coley.....	60, 2005-08
Collins.....	14, 1945-46
Archie Collins.....	66, 1986-88
Ben Collins.....	69, 1998
Braden Collins.....	81, 2018
James Collins.....	85, 1970
.....	86, 1971-72
Keith Collins.....	26, 1986-89
Parker Collins.....	75, 2013-16
Jamie Collmar.....	66, 2013-16
John Colom.....	63, 1974
George Coltharp.....	77, 1995-96
Combs.....	1930
Butch Comer.....	56, 1983
Jim Conger.....	73, 1956-57
.....	77, 1958-59
Chris Conner.....	91, 1985-89
Jeff Connor.....	52, 1987-88
.....	42, 1989
Cook.....	1928-31
Bill Cook.....	31, 1956
Joe Cook.....	22, 1952
Noel Cook.....	53, 2016-17
.....	20, 2018
Joel Cooke.....	93, 1992
Mack Cooke.....	1963
Craig Cooper.....	83, 1965-66
Ivan Copney.....	81, 1987-90
Matt Corbin.....	17, 2006
William Corbin.....	94, 2011
.....	64, 2012-14
George Corn.....	3, 1936
.....	4, 1937-39
Neil Cornatzer.....	6, 1996
.....	31, 1997-2000
Scott Cornatzer.....	45, 1998-2002
Jimmy Corne.....	64, 1964-66
.....	74, 1967
Jeff Corning.....	67, 2002

.....	63, 2003-05
John Correll.....	8, 1983
Corum.....	38, 1945-46
Mike Coston.....	53, 1972-73
Bob Cotton.....	52, 1978-80
Ryan Coulter.....	41, 2001
Alex Coulthard.....	79, 2012
Shaq Counts.....	63, 2011-13
.....	67, 2014-15
T.J. Courman.....	42, 2005
.....	12, 2006-08
Courts.....	21, 1940
Anthony Covington.....	27, 2013
Cowan.....	1942
Rydell Cowan.....	28, 2000-01
.....	20, 2002
.....	31, 2003
Marcus Cox.....	14, 2013-16
Bryan Cox.....	63, 1991-93
Tony Cox.....	90, 1987-88
Cox.....	1957
Austin Crabill.....	37, 2010
Craft.....	1937
John Craig.....	35, 1975-76
Doug Crater.....	35, 1956
.....	62, 1957-58
.....	67, 1959
Andre Crawford.....	6, 1982-84
Doug Credle.....	13, 1998
Crissman.....	1946
Bentlee Critcher.....	91, 2013-16
Rylee Critcher.....	94, 2017
Randy Critcher.....	36, 1984
Bill Cross.....	22, 1948-50
Crouse.....	1928
Phil Crumb.....	32, 1999
Erik Crutchfield.....	8, 2001-02
Larry Crutchfield.....	72, 1960-63
Anthony Cruver.....	4, 2005-08
Gary Cuccio.....	65, 1972
Thomas Culbreth.....	14, 1961
.....	86, 1962-63
.....	44, 1964
Harold Culler.....	28, 1936
R.E. Cummings.....	36, 1952-55
Rick Cummings.....	15, 1971
Stan Cunningham.....	60, 1976-79
Mike Cureton.....	95, 1985-88
Torrey Cureton.....	41, 2001
Lorne Curley.....	63, 1989
Matt Curtis.....	39, 2004
Steve Curtis.....	61, 1961-63

D

Dabbs.....	1929
Olawale Dada.....	36, 2013-15
Daddis.....	1958
Jim Daffron.....	61, 1980-81
Nathan Daigle.....	18, 1997
Antony Dale.....	79, 1970-71
Dale.....	1958
Chad Dalton.....	30, 1995
Jeff Dalton.....	79, 1989
D'Amato.....	10, 1945-46
Gary Dandridge.....	16, 1987-91
Carroll Daniels.....	42, 1956
Grip Daugherty.....	30, 1936
.....	11, 1937-39
Brent David.....	49, 1989-93
C. Davidson.....	1946
G. Davidson.....	1946
Tom Davidson.....	49, 1987-88
.....	57, 1989-90
Eric Davidson.....	33, 2013-15
Drew Davies.....	43, 2012
Akeem Davis-Gaither.....	24, 2015-19
Dashaun Davis.....	17, 2019
Davis.....	1930-31, 1933
Edward Davis.....	33, 2016-17
Gary Davis.....	4, 1974
.....	7, 1975-77
Jon-Michael Davis.....	83, 1996-99
Josh Davis.....	24, 2005-08
Larry Davis.....	13, 1953-54
Ralph Davis.....	1967
Ray Davis.....	34, 1955
.....	83, 1956-57
Roland Davis.....	79, 1988
Tony Davis.....	55, 1988-92
Tommy Dawkins.....	99, 1985-86
Tommy Dawkins.....	91, 2017-19
Kaleb Dawson.....	25, 2018-19

Kenny Dawson.....	32, 1984-88
Day.....	20, 1940; 1946
Bud Day.....	32, 1963
David Day.....	84, 1957
Jim Day.....	14, 1957
Michael Day.....	55, 1984-87
Jim Daye.....	86, 1958-59
.....	84, 1960
Johnny Daye.....	88, 1962-63
Phil Daye.....	38, 1998-2000
Steve Deal.....	1954
George DeBaby.....	43, 1967-68
Mitch Dellinger.....	59, 1992
Cowan.....	55, 1959
Paul Dellinger.....	51, 1960
.....	52, 1961-62
Dellinger.....	1928
Jack DeMatteo.....	58, 1979
George Demko.....	76, 1958-60
Larry Dennis.....	31, 1993-34
Peyton Derrick.....	13, 2018
Clayton Deskins.....	32, 1968-71
Ryan Devaughn.....	88, 2002
David Devine.....	46, 1996
Drew Devine.....	11, 2003-04
Mark DeVries.....	35, 1987
Craig DeWalt.....	82, 1969
Elijah Diarrassouba.....	57, 2017-19
Joe DiBernardo.....	50, 1992-96
Roger Dick.....	50, 1970
.....	67, 1971-72
Gene Dillard.....	74, 1964-65
.....	53, 1966
.....	51, 1967
Andy Dillenbeck.....	87, 1978
Jeff Dillman.....	79, 1998
.....	64, 1999
Dominick Dingle.....	21, 2004-06
Solomon Dixon.....	48, 1996
Tim Doane.....	62, 1975
.....	74, 1976-78
Aaron Dobbins.....	36, 1999
.....	47, 2000-01
Chris Dobbins.....	97, 1984
Dobb Dobbins.....	1932
Jimmy Dobbins.....	40, 1974-76
Phil Dobler.....	80, 1980
.....	68, 1981
Matt Dodge.....	99, 2005
Todd Dodson.....	74, 1981-84
Ed Doler.....	1953
Donahoo.....	43, 1945-46
Dale Donatelli.....	42, 1997
Joe Doran.....	82, 1999
Nathan Dorton.....	83, 2010
Dotson.....	1931
Logan Doublin.....	40, 2018-19
Barnard Dougherty.....	1930
Troy Douglas.....	25, 1983
.....	5, 1984-86
Travis Dowda.....	42, 2006-08
Anthony Downs.....	60, 1984-87
Randy Drew.....	98, 1981
Don Driggers.....	1967
Jay Drudge.....	28, 1990-92
Clifton Duck.....	22, 2016
.....	4, 2017-18
Jeff Dudan.....	83, 1989-90
Levi Duffield.....	86, 2015-17
Dan Duffy.....	45, 1983
Regan Dufort.....	72, 2011-12
Bill Dulin.....	20, 1946-47
Sean Dunaway.....	53, 2002
.....	87, 2003-04
Jon Duncan.....	12, 1994-97
Monzell Dunlap.....	82, 1987-88
Bobby Dunn.....	10, 1982-84
Jeff Dunn.....	97, 1993
Jerry Dunn.....	63, 1956-57
Bob Dunnigan.....	41, 1956
.....	31, 1957
Donnie Durham.....	27, 1986-90
Ed Durham.....	80, 1994
.....	81, 1995
.....	89, 1996-98
Ray Durham.....	1930
Max Durschlag.....	53, 2018
Pat Dye.....	45, 1981



ALL-TIME ROSTER

**E**

Jordan Earle.....	99, 2018-19
Eldred Eady.....	48, 1995
Jake Easter.....	16, 2016
Tommy Edge.....	96, 1983
Tobias Edge-Campbell.....	52, 2015-18
David Edminsten.....	1950-51
.....	17, 1952
Joe Edminsten.....	25, 1951-52
.....	51, 1953-54
John Edmond.....	33, 1982-85
Allan Edwards.....	88, 1961
Armanti Edwards.....	14, 2006-09
Brantley Edwards.....	60, 1988
Herbert Edwards.....	36, 1954
.....	23, 1955
Isaac Edwards.....	96, 2015
Jack Edwards.....	83, 1960
Randy Edwards.....	1976
Rashaan Edwards.....	95, 1992
Sandy Edwards.....	24, 1960-62
Willie Edwards.....	2, 2019
Edwards.....	26, 1937-39
Joel Efrid.....	80, 1978
.....	60, 1979-80
Roy Eggleston.....	20, 1936
Ryan Eichler.....	86, 1994-95
Aubrey (Orb) Elam.....	44, 1953-55
.....	21, 1956
Blake Elder.....	37, 2007
.....	3, 2008-10
Trey Elder.....	15, 2004-07
William Elder.....	55, 1998
Alvin Eldridge.....	1950
Claude Eldridge.....	30, 1947-50
Eric Elkin.....	94, 1978
Charles Elkins.....	1965
Tyler Elkins.....	68, 1997-2001
Tanner Ellenberger.....	37, 2019
Franklin Eller.....	1953
Joe Eller.....	1953
Jim Ellington.....	1967
Shawn Elliott.....	91, 1991-95
Al Ellis.....	32, 1989-91
Mark Ellis.....	85, 1982
.....	9, 2003
Scott Ellis.....	88, 1983
Eric Elsener.....	12, 2003-05
Emody.....	28, 1937-40
Kenneth England.....	31, 1947
David Epperson.....	67, 1978
Ricky Epps.....	77, 2003
Kevan Espy.....	17, 1987-88
Eddie Estes.....	34, 1976-79
Darrynton Evans.....	19, 2016
.....	3, 2018, 2019
John Evans.....	36, 1994
Mike Evans.....	18, 2019
Thompson Evans.....	47, 1956
Ricky Everett.....	1966
Clyde Everette.....	81, 1993
.....	15, 1994-96
Wayne Everhardt.....	78, 1957-60
James Everidge.....	45, 1950-52
Austin Exford.....	9, 2015-18

**F**

Lloyd Fair.....	31, 1959
Jeff Fairley.....	89, 1985-87
.....	86, 1989
Melvin Fairly.....	27, 1935-38
Gary Falden.....	32, 1976-79
Jon Fanning.....	74, 1994-96
Kevin Farkas.....	61, 1992-93
Justin Farmer.....	77, 1997-2000
Farthing.....	26, 1945-46
Cline Farthing.....	1934; 13, 1936
Hal Farthing.....	3, 1935-37
Jordan Fehr.....	59, 2016-19
Jeff Fela.....	39, 1972
A. Felton.....	16, 1939-42
Cedrick Felton.....	51, 1982-86
Don Felton.....	32, 1946-47
.....	41, 1948-50
Tom Felton.....	24, 1983-84
V. Felton.....	8, 1938-40
Gordon Fenderson.....	28, 1994-96
Ricky Ferguson.....	28, 2012-15
Curtis Ferguson.....	36, 1989
Kyler Ferguson.....	30, 1989
.....	6, 1990-93

Tyson Fernandez.....	72, 2013-16
Don Ferrell.....	12, 1966-68
Derek Fewell.....	74, 1988-90
Michael Fiebertz.....	33, 2001
Steve Fields.....	26, 1980-81
Jack Fine.....	21, 1964-65
Sam Finley.....	1954
Tom Finley.....	12, 1954
Daniel Finnerty.....	58, 2006-09
Bill Fioretti.....	60, 1972
Graham Fisher.....	55, 2011-14
Pete Fisher.....	35, 1954
Curtis Fitch.....	17, 2015, 2017
Wilson Fitchett.....	59, 2008-11
Cliff Fitte.....	81, 1994
Walker Fitts.....	17, 1936
Fitzgerald.....	1931
Bob Flanigan.....	46, 1972
Fletcher.....	1947
Jabari Fletcher.....	54, 2007-10
Wayne Fletcher.....	76, 1967-71
Anthony Flory.....	58, 2015
.....	44, 2016-18
Ed Flowers.....	14, 1936
Roy Floyd.....	53, 1968
Arnold Floyd.....	20, 1978-80
Darrian Floyd.....	31, 2002
Eric Floyd.....	37, 1990-92
Roy Floyd.....	53, 1969-70
Guy Flynt.....	13, 1962-65
Mike Foley.....	58, 1992
Andy Forbis.....	80, 1989-91
Keaton Forbes.....	34, 2018
Devon Ford.....	14, 1973
.....	1, 74-76
Jordan Ford.....	12, 2014-15
James Forney.....	39, 1985
Fortiner.....	1928-29
Charles Fowler.....	13, 1976-79
DaVon Fowlkes.....	22, 2000-04
Leo Fox.....	81, 1957
Wiley Fox.....	49, 1978
Eric Foxx.....	35, 1981
.....	29, 1982
.....	35, 1983-84
Roger Fracker.....	58, 1982-84
Vinson Fraley.....	92, 1992-93
Franklin.....	1930
Franklin.....	33, 1945-46
Desmond Franklin.....	34, 2016
.....	6, 2017-19
B.J. Frazier.....	85, 2007-10
Michael Frazier.....	42, 2009-10, 2012-13
David Freeland.....	98, 1984-85
.....	68, 1986-87
Henry Freeman.....	42, 1947
Jay Freeman.....	89, 1994
Jimmy Freeman.....	40, 1997-2000
Mike Freeman.....	12, 1989
Ray Freeman.....	70, 1995-66
Ted Freeman.....	46, 1954-55
.....	70, 1956
Mark French.....	6, 1978-81
Mark Freshwater.....	40, 1982
Stacey Friel.....	61, 1985-89
Mike Frier.....	94, 1987-88
.....	93, 1990
Tim Frizzell.....	40, 2017
.....	10, 2018-19
Orry Frye.....	64/88, 2008
.....	64, 2009-11
Pete Frye.....	48, 1952
Tim Frye.....	86, 2008-09
Tony Fryer.....	60, 2004
W.J. Fulkerson.....	1928-30
John Fullen.....	88, 1991
.....	32, 1992
Aubrey Fuller.....	16, 1946-47
Bobby Fuller.....	5, 1987-88
Caleb Fuller.....	51, 2014-17
John Fuller.....	38, 1990-92
Rusty Fuller.....	95, 1980-83
Teh'Ron Fuller.....	37, 2015-16
Furr.....	24, 1940

**G**

Shirley Gabriel.....	14, 1950-53
Steve Gabriel.....	29, 1949-51
Eric Gaddy.....	65, 1974
Patrick Gaddy.....	74, 2001-02
Don Gaffney.....	15, 1936-38
Pat Gainer.....	21, 1970; 24, 1971

Ed Gainey.....	28, 2008-11
Jay Gallagher.....	97, 1994-96
.....	56, 1997-98
Ray Gama.....	46, 1989-93
John Gamble.....	55, 1952-53
Charles Gantt.....	41, 1959
Steve Gantt.....	44, 1961
Don Gardiner.....	21, 1957
.....	24, 1959
.....	22, 1960
.....	23, 1961
David Garner.....	81, 1975
.....	54, 1976-78
John Garner.....	80, 1982-83
Mike Garner.....	77, 1976-77; 1979
Treyon Garnett.....	16, 2014-15
Bud Garring.....	75, 1957
Mike Garriss.....	15, 1984
Cole Garrison.....	73, 2017-19
John Garwood.....	22, 1952
.....	53, 1953-56
Jordan Gary.....	81, 2009-10
Tom Gary.....	3, 1975-76
Dwight Gates.....	82, 1972-73
Gebhardt.....	1958
Brandon Gentry.....	93, 1998
.....	85, 1999
John Gentry.....	82, 1963
Gentry.....	1958
Charles Gerring.....	54, 1958-59
Joe Gibbons.....	82, 1970
.....	85, 1971-73
Chris Gibbs.....	10, 1985
Jackson Gibbs.....	9, 2018-19
Latrell Gibbs.....	27, 2014
.....	5, 2015
Miller Gibbs.....	35, 2018-19
Joey Gibson.....	80, 1995-2000
Brad Gierke.....	40, 1996
Cortez Gilbert.....	5, 2006-09
Kennan Gilchrist.....	6, 2013-14, 2016
Gene Gilleland.....	1965
Mark Gilleland.....	73, 1966
.....	53, 1967
.....	70, 1968-69
Phillip Gillespie.....	26, 1998
Weston Gillespie.....	62, 2017-18
Ron Gilliam.....	19, 1992
.....	3, 1993-95
Jim Gilmore.....	78, 1984
Sam Gimmon.....	78, 1957
Bret Gitter.....	55, 1978-79
Clay Gitter.....	46, 1979-82
Orlester Glanton.....	47, 1985-87
Ansel Glendenning.....	12, 1956
.....	30, 1957
.....	45, 1958-59
Gary Glosson.....	36, 1978-80
Greg Glover.....	55, 1993
Jason Godlewski.....	73, 1996-97
Okon Godwin.....	47, 2015-18
L.G. Goganious.....	42, 1994-96
Andy Goins.....	35, 1974
.....	43, 1975-77
Herb Goins.....	1928-1929; 1932
J. Goins.....	1929-31
Tony Goins.....	22, 1963-64
.....	43, 1965
Mykel Golden.....	83, 2016
Roger Golden.....	25, 1947
Vance Gonzales.....	82, 2004
Stan Goodson.....	3, 1979-82
Todd Goodson.....	61, 1984
Walter Goodwyn.....	7, 1988-91
Chuck Gordon.....	92, 1978-81
Chad Gore.....	34, 1991-93
Matt Gore.....	88, 2012
Colby Gossett.....	70, 2014-17
Scott Gouge.....	68, 1991
Arthur Grady.....	54, 1984
Fred Gragg.....	82, 1959
Derrick Graham.....	77, 1985-89
Ross Grall.....	78, 2002-04
Buddy Graober.....	29, 1952
Chris Gravlee.....	69, 1994
Don Gray.....	1966
Alex Gray.....	3, 2013
.....	30, 2014
.....	3, 2015
Pat Grayson.....	27, 1985
Bill Green.....	23, 1964-65
Charles Greene.....	1969

Jeff Greene.....	39, 1992-94
.....	96, 1995-96
Mike Greene.....	34, 1967-70
Tim Greene.....	28, 1982-83
Vincent Greene.....	1969
Greene.....	1958
Chandler Greer.....	78, 2016-18
Grier.....	3, 1939-40
Brandon Grier.....	24, 2009-12
Bill Griffin.....	87, 1992
Ben Griffith.....	35, 1952
Griffith.....	1946
Kevin Grinstead.....	88, 1984
.....	15, 1985
Blois Grissom.....	51, 1947-49
J. Grissom.....	1948
Rob Gritter.....	13, 1991
Jim Grkman.....	23, 1971-73
Jack Groce.....	40, 1950-52
Junior Groce.....	40, 1953-54
.....	10, 1955
.....	11, 1956
Chet Groesbeck.....	16, 1972
Groff.....	9, 1938-40
Chad Groover.....	52, 1992-96
Brad Gross.....	47, 1998
.....	30, 1999
Austin Guarino.....	45, 2004-06
Keith Guest.....	2, 1979-80
William Guffey.....	70, 1957
Brock Gulser.....	22, 2017
Allen Guinn.....	8, 1993-96
George Gunter.....	1953
Trent Gustafson.....	93, 1996
Robert Gutknecht.....	74, 1963
David Guy.....	96, 2008
Tony Gwynn.....	76, 1976-77

**H**

Dino Hackett.....	38, 1982-85
Frank Hagaman.....	82, 1962
Bill Hager.....	54, 1967-70
Owen Hager.....	46, 1947
Haines.....	1948
Keith Hairston.....	11, 1982-85
Thomas Hairston.....	18, 1985
Matt Halbert.....	91, 1996-99
Hall.....	1931
Hall.....	1946
Hall.....	88, 1957
Avery Hall.....	94, 1989-92
Blythe Hall.....	49, 2017-18
Bryan Hall.....	65, 1991
Buck Hall.....	22, 1953-54
.....	18, 1955
Corey Hall.....	24, 1997-2000
Greg Hall.....	13, 2012
Joey Hall.....	24, 1995-96
.....	52, 1997-98
Kendrick Hall.....	80, 1993
.....	11, 1994-96
.....	1, 1997
Logan Hallock.....	16, 2011-14
Hallman.....	1928
Harry Hallyburton.....	1928-31
Greek Halsey.....	1928
Bill Halstead.....	38, 1946-48
Halstead.....	1942
Emmitt Hamilton.....	20, 1974
.....	30, 1975-77
Joe Hamilton.....	89, 1999-2000
Paul Hamilton.....	4, 1978
.....	12, 1979-80
Ray Hamilton.....	14, 1983
Mike Hamlett.....	30, 1965-69
Francis Hammersmith.....	53, 1961
Jeff Hammett.....	89, 1992
John Hampton.....	29, 1979-81
Nick Hampton.....	31, 2018-19
Steve Hampton.....	1966
Harry Hand.....	1950
Larry Hand.....	71, 1960-64
Ronald Hanes.....	33, 1963
Eddy Hanly.....	76, 1991-92
Bill Hanner.....	61, 1965-66
.....	63, 1967
Noah Hannon.....	60, 2017-19
Kenneth Hansel.....	1953
Steve Hansel.....	60, 1969-71
Larry Harbin.....	85, 1961-64
Terry Harbin.....	87, 1961-64
Brad Hardee.....	48, 2007-10



Hardin ..... 1931  
 Bruce Hardin ..... 11, 1962  
 ..... 42, 1963-65  
 Lester Hardin ..... 12, 1947  
 ..... 24, 1949-52  
 Phil Hardin ..... 78, 1982-83  
 Will Hardin ..... 64, 2017-19  
 Nick Harding ..... 53, 2005, 2007  
 James Hardman ..... 90, 1983-84  
 ..... 74, 1985-87  
 Anderson Hardy ..... 74, 2019  
 Gerard Hardy ..... 19, 1993-97  
 Mark Hargraves ..... 81, 1982  
 David Lee Harkey ..... 73, 1962  
 ..... 76, 1963  
 Jason Harkins ..... 9, 1986  
 Bill Harkleroad ..... 51, 1970  
 Jerry Harmon ..... 88, 1972  
 ..... 38, 1973  
 ..... 6, 1974  
 Tal Harmon ..... 1950  
 ..... 28, 1955  
 ..... 30, 1956  
 Alanmichael Harkness ..... 44, 2015  
 DeMarcus Harper ..... 27, 2017-18  
 Jeff Harper ..... 28, 1978  
 ..... 50, 1979-82  
 Randy Harper ..... 99, 1987-88  
 Mike Harrell ..... 44, 1997  
 Brendan Harrington ..... 29, 2019  
 Daetrich Harrington ..... 19, 2017-18  
 ..... 4, 2019  
 Reece Harris ..... 1946  
 Charles Harris ..... 44, 1942; 1946-47  
 Corbett Harris ..... 73, 2007-10  
 Davante Harris ..... 92, 2011-12  
 ..... 73, 2013-15  
 Reese Harris ..... 1929-32  
 Tommy Harris ..... 35, 1972-73  
 Derek Harrison ..... 42, 1998-99  
 Devonte Harrison ..... 29, 2017  
 Bartley Harrold ..... 32, 1954  
 ..... 14, 1955  
 Jerry Hart ..... 52, 1963  
 ..... 61, 1964  
 ..... 54, 1966  
 ..... 64, 1967  
 Kevin Hart ..... 33, 1989  
 Jay Hartley ..... 1928-29  
 Chuck Hartman ..... 31, 1971-73  
 Jerry Hartman ..... 48, 1981-84  
 Pat Hartsell ..... 63, 1963-64  
 Joe Hartung ..... 84, 2018  
 Bill Harvey ..... 53, 1956  
 ..... 67, 1957  
 ..... 35, 1958-59  
 Harwell ..... 13, 1945-46  
 Ray Haskett ..... 12, 1969-72  
 Nate Haskins ..... 56, 2017-18  
 Jason Hatcher ..... 44, 1993-96  
 Charlie Haugabrook ..... 26, 1972-73  
 ..... 22, 1974-75  
 Doug Haulk ..... 1967  
 Hawkins ..... 26, 1940; 1942  
 Brendell Hawkins ..... 82, 2004  
 J.C. Hawkins ..... 23, 1973-38  
 Jim Hawkins ..... 42, 1980  
 Merv Hawkins ..... 87, 1979  
 Blake Hawthorne ..... 8, 1990-91  
 Rod Hayden ..... 1965  
 Jimmy Hayes ..... 23, 1959  
 ..... 42, 1960  
 ..... 34, 1961-63  
 Tae Hayes ..... 17, 2015-18  
 Zareon Hayes ..... 30, 2019  
 John Haynes ..... 42, 1991  
 Mack Haynes ..... 48, 1949-53  
 O.H. Haynes ..... 44, 1962  
 Roff Hays ..... 1, 1979-80  
 Sterling Hayward ..... 6, 2000-03  
 Bryon Heath ..... 5, 2005  
 ..... 55, 2006  
 Dominique Heath ..... 4, 2018  
 Mark Heath ..... 42, 1974-75  
 Von Heavner ..... 86, 1986  
 Jason Hefner ..... 54, 2002  
 ..... 42, 2003  
 Lewis Hegedus ..... 5, 1936  
 Jourdan Heilig ..... 34, 2019  
 Brett Heimrich ..... 53, 2011  
 ..... 93, 2013-14  
 George Hellstrand ..... 31, 1974

Nikki Helms ..... 43, 1961-63  
 Tommy Helms ..... 89, 1978-79  
 Hemphill ..... 1946  
 Danny Hemric ..... 87, 1966-67  
 ..... 75, 1968  
 ..... 83, 1969  
 Brett Heimrich ..... 53, 2012  
 Brian Henden ..... 14, 1987  
 Ernie Henderson ..... 60, 1976  
 ..... 61, 1977-79  
 Jim Henderson ..... 88, 1970  
 Phil Henderson ..... 84, 1982  
 Brian Hendren ..... 14, 1988-90  
 Tom Hendrix ..... 21, 1947-48  
 ..... 23, 1949-50  
 Trey Hennessee ..... 35, 2005-08  
 Ryan Hennessy ..... 35, 2004  
 Thomas Hennigan ..... 5, 2017-19  
 Jake Henry ..... 83, 2018-19  
 Anthony Henson ..... 26, 1990-91  
 Henson ..... 1937  
 Pig Henson ..... 1950  
 Wes Herlocker ..... 83, 2004  
 Kenneth Herndon ..... 83, 1983  
 Thomas Herron ..... 50, 1999-2002  
 David Hervey ..... 70, 1986  
 Aaron Hester ..... 29, 1995  
 Hiatt ..... 1946  
 Agee Hiatt ..... 16, 1954  
 ..... 20, 1956  
 ..... 25, 1957  
 Albert Hiatt ..... 1946-47  
 Don Hiatt ..... 11, 1951-54  
 Jarrod Hickman ..... 13, 1997  
 Jim Hicks ..... 68, 1973  
 D'Andre Hicks ..... 22, 2018  
 Rusty Hicks ..... 47, 1979-82  
 Lyle Hiers ..... 54, 2019  
 Eddie High ..... 79, 1975-77  
 Joe Hightower ..... 84, 1961-63  
 Archie Hill ..... 86, 1984  
 ..... 75, 1985  
 Chuck Hill ..... 28, 1984  
 ..... 7, 1985-87  
 James Hill ..... 7, 2006-08  
 Kitt Hill ..... 61, 1990-91  
 CoCo Hillary ..... 16, 2007  
 ..... 6, 2008-10  
 James Hilton ..... 1963  
 Dave Hinegardner ..... 59, 1982  
 Roger Hinshaw ..... 41, 1969-71  
 Conrad Hinson ..... 1928-30  
 Earl Hinson ..... 11, 1936  
 Josh Hinson ..... 83, 1996  
 ..... 57, 1997-99  
 Kermit Hinson ..... 1928  
 Chet Hinton ..... 70, 1982-84  
 Lloyd Hobbs ..... 7, 1936  
 Steve Hobbs ..... 45, 1976-79  
 Dick Hodder ..... 28, 1936-38  
 Marvin Hodge ..... 13, 1992-96  
 Tom Hodge ..... 34, 1974  
 Cedrone Hodges ..... 53, 1995-98  
 Cooper Hodges ..... 70, 2019  
 Marvin Hoffman ..... 15, 1947  
 Norman Holder ..... 42, 1952  
 James Holland ..... 10, 1967  
 ..... 15, 1969  
 Wayne Holland ..... 17, 1981-82  
 ..... 54, 1983  
 John Hollar ..... 18, 1940-42; 1946-47  
 Larry Hollaway ..... 61, 1971  
 J.T. Holleman ..... 52, 2005-06  
 Will Hollowell ..... 59, 2004  
 ..... 39, 2005  
 Jonathan Holliday ..... 72, 1998-2000  
 ..... 75, 2001  
 Andy Hollifield ..... 8, 1992  
 ..... 35, 1993  
 Ryan Hollifield ..... 17, 1990-92  
 ..... 86, 1993  
 Chris Holloway ..... 51, 1989-93  
 Lee Holmes ..... 68, 1992  
 Holt ..... 1935  
 Donnie Holt ..... 89, 1973-76  
 John Holt ..... 67, 2004-07  
 Sherman Holt ..... 51, 2008-11  
 George Holmes ..... 1951  
 Bobby Honeycutt ..... 5, 1979  
 Dane Honeycutt ..... 25, 1998  
 ..... 39, 1999  
 ..... 49, 2000.

..... 83, 2001  
 J.C. Honeycutt ..... 27, 1946-47  
 ..... 37, 1948-49  
 Ben Honnicutt ..... 28, 1947  
 Sonny Hood ..... 14, 1984  
 Alvin Hooks ..... 1948-50  
 Chip Hooks ..... 33, 1991-94  
 Brian Hooper ..... 1928-31  
 Ken Hooper ..... 93, 1985  
 John Hooten ..... 89, 1983  
 Joey Hoover ..... 41, 1998-2002  
 Francis Hoover ..... 12, 1937-39  
 Hopkins ..... 35, 1945-46  
 Deltron Hopkins ..... 3, 2014-16  
 Norman Horn ..... 76, 1982-83  
 Vernon Horne ..... 1965  
 P. Hornfeck ..... 20, 1939  
 ..... 13, 1940-1942  
 W. Hornfeck ..... 21, 1937-39  
 ..... 12, 1940  
 Adam Horton ..... 47, 1999  
 ..... 55, 2000  
 Carlos Horton ..... 6, 1994-95; 1997  
 Mike Horton ..... 44, 1970-72  
 Ronald Horton ..... 83, 1962  
 Houser ..... 1928; 1931  
 Josh Houser ..... 94, 2017-18  
 A.J. Howard ..... 10, 2014-17  
 James Howard ..... 15, 1982-83  
 Titus Howard ..... 36, 2004-07  
 Clayton Howell ..... 30, 2018-19  
 Leroy Howell ..... 91, 1980-83  
 Chivous Hoyle ..... 1928, 1930  
 Rich Hrenko ..... 14, 1970  
 ..... 36, 1972  
 Quinn Hubbard ..... 67, 1987-88  
 Rusty Hicks ..... 93, 1989  
 Phil Hudson ..... 4, 1936-38  
 ..... 1, 1939  
 Perry Hudspeth ..... 64, 1968  
 ..... 85, 1969  
 ..... 64, 1970  
 Jacob Huesman ..... 7, 2017-19  
 Ryan Huff ..... 21, 2018-19  
 James Huffman ..... 72, 1974-76  
 John Huffman ..... 92, 1994  
 Tom Huffman ..... 77, 1964  
 Ronny Huitt ..... 26, 1997  
 Jim Humberg ..... 85, 1986  
 ..... 65, 1987  
 Doug Humble ..... 21, 1971-73  
 Ben Hunnicutt ..... 11, 1949  
 Phil Hunsucker ..... 19, 1956  
 Rocky Hunt ..... 95, 1996-99  
 Baer Hunter ..... 99, 2017  
 ..... 51, 2018-19  
 Earl Hunter ..... 16, 1996  
 ..... 7, 1997  
 Jason Hunter ..... 97, 2001-03, 2005  
 ..... 29, 1997  
 ..... 16, 1998  
 ..... 11, 1999-2001  
 Kurt Hurst ..... 18, 1991  
 Huston ..... 1931  
 Hutchinson ..... 21, 1945-46  
**I**  
 Joe Imes ..... 63, 1985-86  
 Mike Imes ..... 55, 1995-96  
 Ingram ..... 54, 1957  
 Curtis Inman ..... 23, 1980-82  
 Fred Irby ..... 84, 1983-86  
 George Irby ..... 81, 1977  
 Brett Irvin ..... 57, 2007-10  
 Bill Isaacs ..... 50, 1958-61  
 Matt Isehour ..... 62, 2003-06  
 Keith Isom ..... 26, 1984  
 ..... 6, 1985-87  
 Blake Israel ..... 93, 1986-88  
 Will Israel ..... 34, 1989-90  
 Will Israel ..... 66, 2018  
 Fred Ivey ..... 83, 1967-68  
 Mark Ivey ..... 90, 1991-95  
 Clarence Izzard ..... 43, 1982  
 ..... 46, 1983  
**J**  
 Arjai Jackson ..... 88, 1998-2000  
 Craig Jackson ..... 87, 1982-83  
 D'Marco Jackson ..... 52, 2018-19  
 Dexter Jackson ..... 2, 2004-07

Jeff Jackson ..... 71, 1987  
 ..... 90, 1990  
 Josh Jackson ..... 33, 2006-07  
 ..... 26, 2008-09  
 Keith Jackson ..... 97, 1986-87  
 Sean Jackson ..... 24, 2001-03  
 Bradley Jacobs ..... 70, 1979  
 Brian Jacobs ..... 69, 1995-99  
 Marcus Jamerson ..... 15, 1978  
 ..... 9, 1980  
 James ..... 1958  
 Bap Jansen ..... 16, 1997  
 ..... 6, 1998-99  
 Derek Jarr ..... 67, 1994  
 Larry Jarvis ..... 1967  
 Oval Jaynes ..... 32, 1958-59  
 ..... 86, 1960-61  
 Shemar Jean-Charles ..... 8, 2017-19  
 Brian Jean-Mary ..... 37, 1993-97  
 Jeffcoat ..... 1930  
 Wardell Jefferson ..... 85, 1985  
 ..... 2, 1986-87  
 Josh Jeffries ..... 58, 1998-2002  
 Derek Jenkins ..... 22, 1980-84  
 Johnny Jennings ..... 58, 1987-90  
 Daniel Jeremiah ..... 17, 1998-2000  
 Allen Jessup ..... 1934-1937  
 Johnson ..... 15, 1937-40  
 Alex Johnson ..... 69, 2010-11  
 Anthony Johnson ..... 18, 1982  
 Chris Johnson ..... 50, 1983-85  
 Chris Johnson ..... 49, 2005-07  
 Elando Johnson ..... 29, 1994  
 ..... 2, 1995-97  
 Gorm Johnson ..... 1931-33  
 Joe Johnson ..... 72, 1991  
 Josh Johnson ..... 82, 2006-08  
 Justin Johnson ..... 55, 2007-09  
 Ron Johnson ..... 78, 1985-88  
 Tony Johnson ..... 18, 1983  
 Victor Johnson ..... 74, 2016  
 ..... 75, 2017-19  
 Zach Johnson ..... 10, 2002-05  
 Christian Johnstone ..... 42, 2019  
 Leff Joines ..... 1931  
 Mike Jolley ..... 74, 1997-2000  
 Shaun Jolly ..... 16, 2018  
 ..... 3, 2019  
 Bob Jones ..... 15, 1952-53  
 ..... 18, 1954  
 Carey Jones ..... 45, 1996  
 Corey Jones ..... 99, 2000-01  
 ..... 43, 2002-04  
 Dan Jones ..... 12, 1990  
 Dante Jones ..... 82, 2014  
 ..... 13, 2015-17  
 Jackie Jones ..... 32, 1951-52  
 Jason Jones ..... 92, 2008, 2010  
 ..... 77, 2009  
 Kalan Jones ..... 75, 2011  
 Malachi Jones ..... 7, 2012-15  
 Mike Jones ..... 22, 1995-99  
 Richard Jones ..... 80, 1957  
 Steven Jones ..... 12, 2018-19  
 Stuart Jones ..... 28, 1997-99  
 Willie Jones ..... 29, 1936  
 Ben Jorden ..... 84, 2008-11  
 Randy Joyce ..... 5, 1980; 12, 1981-84  
 Robert Joyce ..... 53, 1984-87  
 Greg Joyner ..... 56, 1985-86  
 Buddy Joynes ..... 1965-66  
 Kevin Julian ..... 37, 1984  
 ..... 36, 1985  
 ..... 37, 1986  
 Josh Jurius ..... 66, 2008  
 ..... 96, 2009-10  
 Jack Justice ..... 11, 1957  
**K**  
 Scott Kadlub ..... 73, 1992-93  
 ..... 72, 1994-96  
 Steve Kanas ..... 20, 1973  
 Ray Kannamacher ..... 1931-32  
 Kaplan ..... 1937  
 Adam Kassouf ..... 99, 2006  
 ..... 34, 2007-09  
 Trey Kavanaugh ..... 87, 2012-13  
 Lavon Kearns ..... 30, 1954  
 Robert Keaton ..... 23, 1963  
 John Keefe ..... 14, 1978  
 Phil Keener ..... 55, 1967-70  
 Keeter ..... 1946



John Keeton	31, 1975
.....	83, 1976-78
Leonard Keever	20, 1949
Jeff Keller	12, 1991-92
.....	10, 1993
Roesta Keller	1956
Roman Kelley	14, 1998
Ronnie Kelley	53, 1964
Wesley Kelly	42, 1961; 64, 1962-63
Zodd Kelly	46, 2001-2005
Wendell Kemp	30, 1986-88
Bob Kendrick	28, 1954
Paul Kenna	85, 2004
Gerald Kennedy	16, 2003
Norman Kennedy	83, 1973-75
Richard Kerbowski	87, 1968
Lorne Kerley	68, 1990
Dwight Kerr	21, 1966-69
Todd Ketron	38, 1979-80
Carmon Kilbey	77, 1962
Jermaine Kilby	26, 1998-2001
William Kilby	23, 1947
Greg Kilday	11, 1976-79
Daniel Kilgore	63/84, 2007
.....	63, 2008-10
Earl Killebrew	68, 1969-70
Jay Killen	51, 1987-88
Sami Killman	88, 1976-79
Brian Kimball	42, 1983-84
Jeremy Kimbrough	33, 2009-12
Bob Kime	66, 1967-70
Mike Kimel	60, 1967-68
Ben King	80, 2009
Brian King	93, 1994
Bruce King	10, 1973
Charles King	48, 2003-05
Jimmy King	38, 2001
.....	53, 2003-04
Mike King	13, 2002-06
Quenton King	30, 1990-93
Jeff Kirby	53, 1983
Harry Kirk	45, 1980
John Kirk	36, 1942; 1946-47
Al Kirkling	62, 1970
Marc Kirkpatrick	30, 1984-85
.....	48, 1986-87
Robbie Kirkpatrick	74, 1972-73
.....	53, 1974
Kiser	1958
Jimmy Kiser	52, 1952-55
Steve Kitchens	29, 1998-2002
Wayne Klimauskas	24, 1969
David Knapp	41, 1972
Kendrick Knight	46, 2000
Knott	1942
Brandon Knox	87, 2006-08
Kyle Knox	51, 2003-06
Richard Knox	94, 1979-82
Tim Knox	41, 1983-86
Ricky Kofoed	84, 2019
Kogut	1938
Herbert Koon	26, 1952
Aaron Krah	29, 2012-15
Aaron Krig	54, 1994-96
Tim Krotish	74, 1979-80

**L**

Paul Labazzetta	1966-67
Harold Lackey	21, 1952
John Lackey	1931-33
Ren Lackey	83, 2004
Chris Lacy	37, 1987
Greg Lair	36, 1990-91
Ed Lahey	31, 1953-54
Harold Lahey	21, 1951-54
Taylor Lamb	10, 2014
.....	11, 2015-17
Tommy Lamb	54, 1971
Kendall Lamm	74, 2011-14
Aldwin Lance	40, 1993-95
Shane Lance	60, 1982
Bill Landrum	71, 1970-72
Bob Landry	67, 1964
Tommy Langley	1966-67
LaParco	1930
Jason LaRose	39, 2003
Bob Lassiter	12, 1949-51
Rich Latta	77, 1992-94
Tommy Laurendine	12, 1985-87
John Law	35, 2012
.....	88, 2013-16
Larry Lawing	81, 1962-63

.....	31, 1964
Chase Laws	11, 2005-07
David Lawson	76, 1985-86
Andrew Layton	2, 2001-02
Torez Leach	49, 2001
.....	26, 2002-03
John Leaser	42, 1971
Frank Leatherwood	39, 1995-98
John Leazer	42, 1972
Ledbetter	1930
Leonard Lee	31, 1984-87
Tucker Lee	65, 2011-13
Mark LeGree	13, 2007-10
Jason LeMay	89, 2001-02
Trip Lemmond	65, 1988
James Lentz	30, 1956
Tony Leonard	98, 1990-91
Tony Lester	68, 2004-06
Jeff Letino	98, 1992
Zy Letman	82, 2016-17
Jeremy Level	1, 2019
Danny Levi	1967
Eddie Levins	65, 1983
Allen Lewis	68, 1968
Buddy Lewis	44, 1988
Don Lewis	70, 1969-71
Ike Lewis	2, 2014-17
Jon Lewis	59, 1996
Louie Lewis	1932
Quavian Lewis	44, 2008-09
Rudy Lewis	20, 1959
.....	44, 1960
Lewis	1928
Don Lineback	1963
Todd Lineberger	67, 1984-86
George Linker	20, 1954
Dan Linney	1950
Joseph Linny	1947
Rick Lippard	42, 1954-55
.....	71, 1956
Ron Lipscomb	80, 1985
Jermame Little	88, 2001
.....	9, 2002
.....	82, 2005
George Livingood	51, 1961
Stanley Livingston	1930-31
Jimmy Lloyd	76, 1973
Justin Lloyd	36, 2009-11
Matt Locke	67, 1999-2000
John Loflin	1965-66
Steve Loflin	10, 1969
.....	30, 1970
.....	10, 1971-72
Jamal Londry-Jackson	12, 2010-13
Bill Long	13, 1949
Jim Long	24, 1947
Kenneth Long	85, 1968
Kerner Long	26, 1979
Richard Long	33, 2008
William Long	13, 1946-48
Loschiavo	29, 1945-46
Craig Losito	96, 1984
Jamill Lott	5, 2010-12
Louis	1931
Love	1946
Leonard Love	22, 2005-08
Mitchell Love	77, 1981-84
Jamie Lovern	68, 1996
.....	97, 1997-2000
John Loving	72, 1990
Joe Lowman	58, 2004
Kenny Lowrance	73, 1994
Rob Loy	1930-33
Travis Lucas	44, 2009
Stanley Lujack	18, 1936
Gabe Luvara	63, 1998
Jay Lyles	15, 2000-03
Corey Lynch	47, 2003-07
Dean Lynch	44, 1978-81
Lyons	39, 1945-46
Ernest Lyons	39, 1952
Eugene Lyons	35, 1946-48

**M**

Brock Macaulay	74, 2017
Fred MacDonald	1929-32
Bruce MacFayden	1934
Ervin Mack	32, 1998
Rico Mack	99, 1989-92
Stephen Machanic	48, 2012, 2014
Cully Macon	95, 1984
Dominick Magazu	83, 2008-09

.....	26, 2010
Paul Magloire	20, 2013
Lucas Magrini	57, 1998
David Maher	40, 1973
Paul Mac Mahoney	1930-33
Mark Maier	92, 1995
Malcom	1937
Steve Mallard	69, 1985
Madison Malone	76, 2015
John Maloney	1965
Mammorella	1946
Shane Manire	92, 2001-02
.....	83, 2003
John Mannino	44, 1998-2002
Manship	22, 1937-39
.....	1, 1940
Luke Manuel	10, 1996-99
Clint Manuel	20, 2003-06
Dwight Mapes	1947
Jimmie Marks	30, 1952-54
Jeff Marlatt	85, 1983
David Marler	89, 1995
Madison Malone	76, 2016
James Marlowe	50, 1955
.....	74, 1956
Jeff Marr	17, 1994-97
Chris Marshall	78, 2008-11
Jon Marshall	28, 1989
Marshall	1929
Bob Martin	52, 1947
Du'Shon Martin	9, 2000-01
Foy Martin	25, 1935-36
Jim Martin	46, 1951-53
Jonathan Martin	38, 1987
Rocky Martin	39, 1983
Sam Martin	90, 2009
.....	27, 2010-12
Tim Martin	34, 1980-82
Martin	29, 1939-40
Rocky Marton	39, 1984
Jon Marx	86, 1990-92
Glenn Mason	1986
Steve Mason	15, 1980
David Mastin	82, 1986
Mathews	1937
John Mathis	1947
John Mathews	50, 2004
Zach Matics	59, 2013-15
Johnny Matthews	37, 1952-53
.....	34, 1954
.....	37, 1955
Bill Maudlin	86, 1964-66
Don Maudlin	62, 1960
.....	81, 1961
.....	68, 1962
.....	65, 1963
.....	68, 1964
Doug Maudlin	20, 1957-58
Mayberry	1948
Mike Maybin	43, 1974
.....	11, 1975
.....	6, 1976-77
Mark Mayer	46, 1994
Ryan Mayer	60, 2002
William Mayfield	27, 2003
.....	9, 2004-06
Bill Mayhew	43, 1960
.....	33, 1961-62
Mark Mayo	25, 1987-91
Phillip McCall	26, 1982-83
Terrence McCall	25, 1997
.....	2, 1998
Howard McCann	24, 1935-36
Robert McCann	1947
Jacob McCann	84, 2013
Craig McCarter	21, 2004
Cary McCaskill	89, 1988
Bill McClain	1965-66
Matthew McClurg	97, 2016
Howard McComas	47, 1988-89
Everette McConnell	1934
Mac McConnell	1932-33
Scott McConnell	25, 1975
.....	33, 1976-78
Ken McCoppen	44, 1967-69
Dennis McCorkie	22, 1976-79
Demetrius McCray	10, 2009-12
Randall McCray	43, 1987-90
Eldon McDaniel	42, 1973
Jerome McDaniel	38, 1981
Ryan McDaniel	62, 1997
Jerome McDaniels	88, 1982

Bill McDonald	42, 1967-69
Jay McDonald	84, 1975-77
Jim McDonald	7, 1990
.....	97, 1991
Ellis McDowell	56, 2006
.....	43, 2008
Dominique McDuffie	18, 2008-11
Simms McElfresh	83, 2012-15
Thomas McElhattan	67, 1960
Craig McFarland	78, 2019
Scott McGhee	56, 1991
David McGlamery	40, 1967-70
Brandon McGowan	41, 2011
.....	22, 2012-14
Jeff McGowan	99, 1993-96
Chris McGraw	2000
Montez McGuire	84, 2014-15
McIntyre	1957
Phil McKagen	61, 1972-73
McKellar	5, 1940
Bruce McKenna	40, 1986
Larry McKenzie	24, 1972-74
Scott McKesson	18, 1986
McKinney	1957
Cody McKinney	53, 2014-15
Nate McKinney	85, 2000-03
Quinton McKinney	45, 1973
.....	2, 1974-76
Sam McKinney	1929-31
Steve McKinnon	26, 1992
Clay McKnight	81, 2005-08
Kevin McLain	27, 1996
Willie McLain	21, 1991-95
Robbie McLaughlin	83, 1963
.....	75, 1964
P. McLaurin	9, 1936
Terrance McLean	49, 2009-10
.....	25, 2011
Vic McLean	40, 1976-79
Shay McLeod	80, 1992
Eddie McMichael	1966
Doug McMichen	1965
Elias McMurry	93, 2015-18
McNeil	1938
Royce McNeil	1950
John McPhaul	83, 1991-94
Trey McQuage	70, 1987-88
Matthew McQuinn	26, 2018
.....	27, 2019
Danny McSween	74, 1974
Mike Meade	1966; 1969
Shaedon Meadors	6, 2014-16
Marcial Medina	37, 2004-05
Bill Medlin	26, 1975-76
.....	35, 1978
.....	59, 1979-81
Dan Medlin	64, 1976-79
Ritchie Melchor	20, 1985-89
Chris Melick	94, 1983-86
Chad Melton	10, 1994
Roger Melton	74, 1960
Eric Menefee	28, 1985-88
Tony Mercer	90, 1985
Randy Merritt	33, 1973-75
Arthur Merschatt	48, 1997-99
Jim Messer	26, 1985
Carl Messere	68, 1957-58
.....	53, 1959-60
Michael Metcalf	41, 2003-04
Bryan Metts	60, 1996-2000
Chad Michael	33, 1999-2000
Emmett Michael	43, 1954
Mike Michael	9, 1978
John Michrose	17, 1956
Doug Middleton	21, 2012-15
Claude Midkiff	31, 1956
.....	40, 1957
Greg Milhouse	8A, 2012
.....	8, 2013
B.M. Miller	62, 1956
.....	64, 1957-58
Billy Miller	58, 1996-97
Chip Miller	60, 1991-95
Steven Miller	3, 2011-12
Desmond Miller	98, 1998-2001
Josh Miller	65, 2003-06
Dewayne Millner	12, 1957
Pat Mills	71, 2007-10
Pete Mills	45, 1946-49
Jay Millson	3, 1988-92
Charles Mishoe	1947
Jeff Mitchell	22, 1985



.....	10, 1986
Jordan Mitchell.....	33, 2018-19
Paul Mitchell.....	73, 1980
Mitch Mitchener.....	24, 2008
Gene Mobley.....	51, 2000
Steve Mock.....	80, 1968-70
.....	82, 1971
Richard Mode.....	1966-67
Mark Moll.....	47, 2010-12
Michael Moll.....	92, 2014
.....	89, 2015
Gabe Montgomery.....	45, 2019
Jack Moody.....	43, 1952
.....	21, 1955
.....	81, 1956
Brian Moore.....	39, 1986
Chris Moore.....	1, 1983-86
Devon Moore.....	30, 2006
.....	20, 2007-10
Jalin Moore.....	25, 2015-18
Jarvis Moore.....	82, 1975-77
Jim Moore.....	30, 1955
.....	22, 1956
Jimmy Moore.....	1950
Leon Moore.....	90, 2000-03
Lewis Moore.....	44, 1952
Mark Moore.....	24, 1986-89
Pat Moore.....	67, 1989-91
Raynard Moore.....	43, 1978-79
Terry Moore.....	2, 1981
Moore.....	1931-1933
Moorefield.....	1930
Bobby Moorhead.....	65, 1963
Bob Morgan.....	51, 1955
Brian Moriarty.....	10, 2000-01
Criss Morris.....	1987
Kevin Morris.....	89, 1989-90
Larry Morris.....	40, 1971
Ray Morris.....	32, 1950-55
Bob Morrison.....	86, 1957-58
.....	85, 1959
.....	87, 1960
John Morrison.....	1931-32
Melvin Morrison.....	1953
Thomas Morrison.....	22, 1959
Wayne Morrioni.....	86, 1970
Clyde Morrow.....	53, 1952
Dennis Moser.....	10, 1984-85
Jerry Moses.....	86, 1978-80
Paul Moss.....	41, 1951-52
Scott Moss.....	78, 1998
Brian Mower.....	35, 1999-2002
Press Mull.....	1946
Ned Mullen.....	35, 1970-71
Robert Mullen.....	75, 1975
.....	50, 1976-78
Mike Mumper.....	56, 1980
Tom Murdock.....	22, 1946-48
Pat Murphy (QB).....	14, 1965-68
Pat Murphy (LB).....	47, 1976-78
Sean Murphey.....	1986
Terrell Murphey.....	32, 1981
Brian Murphy.....	96, 1980-82
Scott Murphy.....	84, 1997-2000
Terrell Murphy.....	4, 1982-83
W.C. Murphy.....	92, 1988-91
Marques Murrell.....	44, 2003-06
Barney Myers.....	14, 1971-72
Bobby Myers.....	16, 1980
George Myers.....	54, 1973-74
.....	47-1975

<b>N</b>	
Paul Nance.....	1987
Harold Nash.....	15, 1973
Keith Nash.....	41, 1966-68
Jack Neal.....	19, 1949-51
Tommy Necessary.....	12, 1964
David Need.....	31, 1967-70
Jim Neeld.....	25, 1968
Andre Neely.....	42, 2000-01
Adam Neiheisel.....	35, 1994-98
Jack Neil.....	1948-50
Ryan Neuzil.....	58, 2017-19
Mike Newbauer.....	17, 1983-84
Jeff Newcomer.....	97, 1992
Greg Newhard.....	1965
Newmeyer.....	17, 1939-40
Antwonne Newsome.....	87, 1990-91
.....	1, 1992
Jacob Newton.....	77, 2007-08
Joe Newton.....	78, 1964

Alan Nicely.....	63, 1973
Mel Nicely.....	6, 1988-89
Richard Niewzal.....	1947
Colon Nifong.....	54, 1951-54
Bjorn Nittmo.....	29, 1985-88
Travis Noland.....	18, 1988-90
J.C. Norman.....	52, 1954
.....	29, 1955
Jim Bob Norman.....	86, 2004-05
Ron Norman.....	54, 1972
.....	67, 1973
Wayne Norman.....	34, 2005
Charles Norris.....	16, 1979
Cougar Norris.....	50, 2009-11
Sherrill Norville.....	21, 1960-63
Nathaniel Norwood.....	40, 2013-16
Beau Nunn.....	50, 2014-17
Hunter Nunn.....	80, 2014-16
Stephen Nunn.....	88, 1997

<b>O</b>	
O'Toole.....	23, 1938-40
Jason O'Brien.....	19, 2000-01
Mid L. O'Hare.....	1929-30
Johnnie O'Neal.....	35, 1949-50
Mac O'Neil.....	1931-32
Billy Oakes.....	71, 1988
Mark Oakley.....	69, 1992
Ronnie Odell.....	37, 1956
John Oehler.....	1931-32
Brad Ohrt.....	76, 1990
.....	53, 1991-94
Mike Oliff.....	45, 1974-75
Oliver.....	88, 1992
Grant Oliver.....	75, 2002-05
Zach Oller.....	96, 2003
.....	29, 2004
Jim Ollis.....	49, 1952-55
Brandon Olsen.....	30, 2008-11
John Olsen.....	68, 1978-80
Mike Olson.....	48, 1980
Arthur Orlebar.....	93, 2004-05
Daniel Orlebar.....	90, 2004-06
Andy Oroneic.....	33, 1972
Raine Osborne.....	50, 1997-98
Richie Osteen.....	52, 1990
Larry Otto.....	65, 1975
John Overman.....	87, 1997-99
Kim Owen.....	15, 1975-76
Owens.....	1958

<b>P</b>	
Cameron Pack.....	88, 2017-18
Steven Pack.....	63, 1997
Hansky Paillant.....	43, 2018-19
Dean Papa.....	89, 1991
Devin Papenheim.....	95, 2016-17
.....	89, 2018
Ben Pardue.....	48, 1988-92
Bo Parham.....	21, 1974-76
Alvin Parker.....	31, 1980-83
Bob Parker.....	31, 1954
Dave Parker.....	22, 1986-87
Joe Parker.....	34, 1973
.....	9, 1974-76
Steve Parrish.....	72, 1976-77
Bill Passan.....	15, 1955
.....	32, 1956-57
Dave Pastusic.....	72, 1992
.....	71, 1993-96
Levi Pate.....	97, 2009
.....	80, 2010
Joe Patrick.....	66, 1999-2002
Richard Patrick.....	32, 1974-75
Torris Patrick.....	46, 1998-99
Bill Patterson.....	60, 1974
.....	74, 1975-76
Chris Patterson.....	85, 1976-79
Daniel Patterson.....	67, 1997-98
Pat Patterson.....	63, 1962
Steve Patterson.....	31, 1989-92
Chris Patton.....	93, 1981-84
Chuck Payne.....	9, 1996-99
Keith Payne.....	43, 1973
Russell Payne.....	81, 1983-86
Todd Payton.....	4, 1984-87
Andrew Peacock.....	11, 2010-13
Henry Pearson.....	88, 2018-19
Chuck Pecktol.....	5, 1978
William Peebles.....	66, 1991-94
Ryan Peedin.....	77, 2004
Jim Peel.....	12, 1963

John Peel.....	53, 2000-01
David Pegram.....	47, 1996-98
Dwayne Pelham.....	21, 1986-90
Earl Penick.....	33, 1949
Jack Pennell.....	50, 1950-53
Ned Pennell.....	23, 1951-54
Earl Pennick.....	10, 1946-48
Cameron Peoples.....	6, 2018-19
Chad Percy.....	86, 1983
Perdue.....	1939
Perkins.....	1928
Mark Perry.....	98, 1988-89
Thomas Perry.....	81, 2000-01
Tony Perry.....	25, 1992-95
Jay Person.....	28, 2018
Mike Peterson.....	1, 1977-78
Robert Pettus.....	20, 1999
.....	82, 2000
Jake Pfeifer.....	75, 2000
Chuck Phifer.....	69, 1986-90
Phillips.....	1928
Keith Phillips.....	52, 1985
.....	62, 1986-87
Michael Phillips.....	18, 1998-99
Dorian Pickett.....	89, 2019
Dave Pierce.....	1947-48
Edward Pilcher.....	50, 1969
Zack Pickard.....	82, 2011
Brian Pile.....	80, 1975
Brandon Pinckney.....	18, 2014
.....	12, 2016-17
Eddie Pinson.....	27, 1998
Steve Pitt.....	82, 1984
Bryan Pitts.....	88, 1992
Ryan Pitts.....	16, 1993
Scott Pitts.....	22, 1998
Plaster.....	1933
Hollice Plotts.....	73, 1960
Jimmy Plummer.....	67, 1970
Bob Poe.....	20, 1954-55
.....	80, 1956
Cecil Poe.....	29, 1936-38
.....	13, 1939
Tom Polack.....	19, 1936
Jack Ponis.....	85, 1957
.....	83, 1959
.....	82, 1960
Terry Poore.....	72, 1984-87
Scott Pope.....	75, 1979
Terry Pope.....	83, 1961
.....	78, 1962
Mike Portante.....	74, 2002-05
Chris Porter.....	10, 1978-81
John Porter.....	65, 1992-94
Michael Porter.....	61, 2000-03
Poteat.....	1938
Devin Potts.....	41, 1973
.....	23, 1974-75
Mark Powell.....	86, 2011
Preston Powers.....	37, 1946-48
Seth Powers.....	88, 1989
Daniel Pratl.....	53, 2007-08
Gary Preslar.....	40, 1988-89
DeAndre Presley.....	2, 2008-11
Stephen Pressley.....	31, 2001-03
Alex Preston.....	87, 2000-02
James Price.....	62, 1961
Jerry Price.....	66, 1962
.....	51, 1963-65
Lewis Price.....	39, 1954
Loren Price.....	85, 1988-91
Mike Price.....	73, 1978-79
Mike Price.....	19, 2018-19
Robby Price.....	5, 1974-77
Sean Price.....	14, 2011-12
.....	10, 2013
Lonnie Priest.....	15, 1954
Ronald Prince.....	77, 1990-91
Mike Pritchett.....	24, 1975-78
Ed Privette.....	16, 1949-51
David Propst.....	46, 1978
Norman Propst.....	14, 1947
.....	32, 1948-50
John Pryor.....	83, 2000
A'Darius Purifoy.....	20, 2017-18
Claude Pyatte.....	1929-31

<b>Q</b>	
Marshall Quattlebaum.....	14, 1999-2001
Hal Queen.....	11, 1967-70
Michael Queen.....	16, 2017
Jim Peel.....	85, 2018

Marion Query.....	8, 1936
Brian Quick.....	8, 2007-11
Ben Quinn.....	38, 1952-54
<b>R</b>	
Rader.....	1931
Devin Radford.....	16, 2008-10
Walter Ragan.....	17, 1946-48
.....	39, 1949
Alex Ramirez.....	57, 2005
Shon Ramseur.....	83, 2005
Tim Ramseur.....	37, 1998-99
Steve Rankin.....	5, 1983
John Raptis.....	91, 2001
Julian Rauch.....	91, 2004-07
Dan Rawls.....	80, 1986-88
Jerry Raxter.....	78, 1957-58
Alvin Ray.....	82, 1978-80
Mickey Ray.....	49, 1984-87
Karim Razzak.....	13, 1998-2001
Samad Razzak.....	30, 2000
.....	5, 2001-02
Robert Reardon.....	1965
David Reaves.....	8, 1997-2000
J.K. Reaves.....	44, 1989-92
Lance Redding.....	10, 1987-88
Dezmin Reed.....	48, 2015-16
Collin Reed.....	87, 2016-19
Eddie Reeder.....	95, 1979-81
Charles Reedy.....	1969
Steve Reep.....	78, 1976-77
Reese.....	15, 1945-46
Dustin Reeves.....	91, 1990
Bryan Pitts.....	78, 1991-92
Spencer Reeves.....	41, 1992-96
Keith Register.....	7, 1981-84
Cliff Reid.....	21, 1982-85
Kevin Reid.....	35, 1985
Brian Reilly.....	34, 1997-99
Jared Reine.....	25, 2007, 2009
.....	15, 2008
Chase Reiss.....	72, 2001
Ted Reitzle.....	25, 1938-40
Reivis.....	1930-31
Don Revetta.....	89, 1970
Greg Revis.....	44, 1983
Ivan Reyes.....	63, 2017-19
Ron Reynolds.....	66, 1971-73
Ben Rhodarmer.....	20, 1997-98
Rhodes.....	1930
Harden Ricci.....	67, 1983
Jim Rice.....	78, 1961
.....	51, 1962
.....	73, 1964
Rob Rice.....	36, 1992-93
Steve Rice.....	93, 1978-80
Richardson.....	1946
David Richardson.....	24, 1965-68
George Richardson.....	53, 1954
Jim Richardson.....	26, 1936
Kevin Richardson.....	42, 2004
.....	28, 2005-07
Roger Richardson.....	26, 1969-71
Billy Riddle.....	25, 2004-06, 2008
Chris Riendeau.....	97, 1981
John Rizer.....	93, 2009-11
Dick Roberge.....	53, 1956-57
Dixon Roberts.....	43, 1949-50
.....	50, 1954
Eric Roberts.....	54, 1990-91
Frank Roberts.....	54, 1985-86
.....	98, 1987
.....	86, 1988
John Roberts.....	92, 1982-83
Mike Roberts.....	83, 1979-82
Jeremy Robertson.....	70, 2003-06
Jon Robertson.....	11, 1998
Robertson.....	1938-39
Tony Robertson.....	46, 2006-09
Albert Robillard.....	31, 1961
Frank Robinson.....	42, 1956
.....	66, 1957-58
Deuce Robinson.....	96, 2011
.....	2, 2012-14
Mark Robinson.....	59, 1998-2002
Matt Robinson.....	35, 1990
O.W. Robinson.....	14, 1936-37
Will Robinson.....	4, 1989-93
Tony Robinson.....	32, 2002
Erik Rockhold.....	25, 1999-2003
Brian Roebuck.....	1976
Rogers.....	85, 1958



David Rogers.....	13, 1994
Greg Rogers.....	67, 1979
Nygel Rogers.....	30, 2001-04
Bob Rollins.....	52, 1960
.....	76, 1961
.....	53, 1962-63
Jacque Roman.....	40, 2006-09
Matt Roper.....	50, 2012
Joel Ross.....	26, 2011-14
Nicholas Ross.....	26, 2019
Trey Ross.....	86, 2018-19
Ross.....	5, 1939
Gilbert Rossie.....	75, 1973-74
.....	66, 1975-76
Jack Roten.....	33, 1965-68
Hope Rothrauff.....	6, 1936
Elmo Rothrock.....	26, 1936-37
Kevin Rothrock.....	85, 1992
Rougeley.....	19, 1939
Stuart Royall.....	8, 1989
Mark Royals.....	19, 1983-85
Michael Rubino.....	41, 2016-18
Rucker.....	23, 1945
Carl Rudisill.....	1933-35
Matt Ruff.....	70, 2008-11
Ruffing.....	1937-40
Rugeley.....	1938
Brian Rumbley.....	65, 1995
Bob Russell.....	67, 1965-68
Darryl Russell.....	82, 1983
.....	8, 1984-86
Cory Rycroft.....	78, 2005, 2007
.....	83, 2006

<b>S</b>	
Robert Sabates.....	50, 1971
Safrit.....	2, 1937-40
Dennis Sanders.....	79, 1984-87
Sam Sanders.....	34, 1985-88
Tim Sanders.....	42, 1985-88
Troy Sanders.....	31, 2009-10
.....	9, 2011-12
Michael Sargent.....	88, 1990
Greg Sasser.....	11, 1980-81
David Satterfield.....	54, 1988-89
Scott Satterfield.....	7, 1992-95
Bonner Satterwhite.....	81, 1992
Dennis Saunders.....	11, 1961
.....	14, 1962-64
Savage.....	1938
Claude Savage.....	22, 1955
.....	44, 1957-58
Will Sawicki.....	62, 1988-89
Trevor Sawyer.....	89, 2011
Calvin Sayer.....	19, 2004
Clif Saylor.....	51, 1971-72
Reggie Scales.....	98, 1982
Jimmy Schimpf.....	28, 1993
.....	30, 1994
Roger Schock.....	81, 1969
Terry Schroeder.....	86, 1967-69
Adam Scott.....	46, 2011-13
Bobby Scott.....	72, 1988
Damon Scott.....	43, 1993-96
E.J. Scott.....	98, 2017-19
Jim Scott.....	34, 1964
Lance Scott.....	90, 1996-98
Mike Scott.....	79, 1990-91
Terry Scott.....	1966
Dustin Seacrist.....	78, 1994-95
Allen Sears.....	1976
Justin Seaverns.....	27, 1998-2001
Edgar Seeley.....	31, 1962
Fred Sellars.....	20, 1995-96
John Sellers.....	72, 1979
Gary Sessoms.....	70, 1976
John Settle.....	23, 1983-86
John Sevier.....	64, 2005-06
Chris Shaffer.....	17, 2012-13
Andy Shaw.....	1976
Phillip Shaw.....	28, 2004
Paul Sheets.....	68, 1982-85
Bruce Shelton.....	15, 1970
Greg Shelton.....	95, 1989-91
Ken Shelton.....	31, 1960
Brian Shepard.....	64, 1988
Larry Shepherd.....	36, 1956
Mike Sherman.....	84, 1978
George Sherrill.....	1933-34
Rick Sherrill.....	1965-67
Shidal.....	1937
Charles Shields.....	22, 1994

Dennis Shields.....	87, 1970
Jonathan Shively.....	88, 2010-12
Drew Shoaf.....	52, 2002-04
Fred Shoaf.....	18, 1952
Roger Shock.....	10, 1970
Shoemaker.....	32, 1945-46
Mike Shook.....	45, 1997
Pat Showalter.....	80, 1975
.....	42, 1976-78
Nic Shriner.....	47, 2013
.....	42, 2014
Paul Shubert.....	14, 1969
Shugart.....	1946
Derrick Shuemake.....	98, 2011
Hal Shuler.....	19, 1979-80
Junior Sigalo.....	27, 2015
M. Sigmon.....	6, 1939-40
W. Sigmon.....	27, 1939-42
Kevin Sikorski.....	41, 1989
.....	96, 1990-93
Tee Sims.....	42, 2015-17
Larry Simmons.....	1953
Larry Simmons.....	32, 1961
.....	73, 1963; 1965
.....	52, 1964
Noel Simmons.....	68, 1988
Simmons.....	1937
Calvin Simon.....	44, 1974-77
Rodell Simon.....	62, 2000-02
Brandon Simpkins.....	41, 2005-08
Sinclair.....	1942
Ralph Singleton.....	1947
Tashion Singleton.....	41, 2012
.....	90, 2013
.....	90, 2015
Dave Skennandore.....	69, 1984
Daryl Skinner.....	5, 1997
.....	1, 1998-99
Rashad Slade.....	15, 1997
.....	5, 1998-2000
Devin Slate.....	94, 2015
Rusty Slate.....	35, 1986
Nick Sloan.....	50, 2007
John Small.....	34, 1946-49
Darian Small.....	54, 2013-16
Sam Smalls.....	36, 2000-03
Anthony Smith.....	11, 1989-92
Bill Smith.....	69, 1983
Bryant Smith.....	91, 2000-01
Cory Smith.....	56, 1987-89
De'Vonta Smith.....	16, 2017
D.J. Smith.....	9, 2007-10
Earl Smith.....	1, 1936-38
Frank Smith.....	63, 1959
.....	64, 1960-61
Frank Smith.....	29, 1954
Fred Smith.....	27, 1936-39
Henri Smith.....	2, 1982
Irvin Smith.....	12, 1936
Jeff Smith.....	36, 1970-71
Jim Smith.....	70, 1985
.....	66, 1986
Johnny Smith.....	20, 1990-94
Josh Smith.....	83, 2007
.....	27, 2008
Kaiden Smith.....	36, 2017
.....	13, 2018-19
Leonard Smith.....	22, 1956
.....	50, 1957
Mac Smith.....	1950; 1953
Monte Smith.....	35, 2003
.....	38, 2004-06
Otis Smith.....	5, 1993-95
Claude Red Smith.....	1930-32
Reggie Smith.....	48, 1979
Ricardo Smith.....	65, 1979-81
Steve Smith.....	17, 1978-80
Steve Smith.....	68, 2008
Struggy Smith.....	2, 1983-85
Terry Smith.....	48, 1975
.....	12, 1976-77
Tim Smith.....	56, 1989
Tony Smith.....	14, 1986
Van Smith.....	39, 1979-82
Wayne Smith.....	70, 1997-2001
Wesley Smith.....	39, 1989-91
Will Smith.....	91, 2012
Bill Smitherman.....	1953
Steve Snaidman.....	53, 1973
Dirk Snipes.....	73, 1987-88
Fred Snipes.....	62, 1972-74
Jimmy Snowden.....	96, 1985-88

Tom Sofield.....	65, 1973
.....	64, 1974-75
Tommy Sofield.....	54, 2003-06
Oswaldo Sombo.....	30, 2014-15
Vince Sooh.....	73, 1991
.....	54, 1992
Jason Sowell.....	92, 1996-2000
Johnny Sowell.....	20, 1981-84
Chad Sowers.....	40, 1990-92
Garland Spangler.....	81, 1959
Paul Spangler.....	42, 1990
Joe Sparks.....	60, 1973
Spaugh.....	34, 1945-46
Cam Speer.....	27, 2004-07
Zeb Speir.....	2, 2017-18
Derek Spencer.....	64, 1989-93
Rick Spencer.....	22, 1971-73
Joe Spikes.....	33, 1986-90
Spoltore.....	1946
Alex Spruill.....	40, 1983
Reggie Spruill.....	88, 1985-88
Caleb Spurlin.....	97, 2017-19
Danny Squires.....	71, 1978-81
Reid Squires.....	79, 1973
.....	50, 1974-75
Jerry Stalls.....	87, 1969
Joe Stalls.....	63, 1966
.....	73, 1967-69
Andrew Stamey.....	12, 2000-01
.....	84, 2002-04
Bill Stamey.....	1957
Zach Stamey.....	41, 1998
.....	18, 1999-2001
Troy Stankwytch.....	51, 1998-99
Bill Stanley.....	24, 1954-55
.....	40, 1956
Jeff Staples.....	41, 1988
Reggie Starrett.....	75, 1956
.....	77, 1957
Andre Staton.....	77, 1973
.....	66, 1974
.....	77, 1975
.....	64, 1976
Chandler Staton.....	91, 2017-19
Mike Staton.....	55, 1973
.....	52, 1974-76
Jack Steele.....	25, 1957-58
Steelman.....	20, 1945-46
Bob Steelman.....	81, 1971-73
Matt Stevens.....	45, 1991-95
Andy Stewart.....	70, 1972-74
Drew Stewart.....	40, 2011-12
.....	9, 2013
Hunter Stewart.....	10, 2006-08
Willie Sticklin.....	91, 1979
Brenton Stine.....	19, 1933-37
George Stivender.....	1967
Brian Stokes.....	89, 2005-06
Pete Story.....	1950
Bill Stout.....	82, 1964
MyQuon Stout.....	92, 2015-18
K.T. Stovall.....	93, 1999-2003
Chris Stretch.....	81, 2004
Dexter Strickland.....	17, 1989
.....	19, 1990-91
Mike Strickland.....	75, 1986-89
Phillip Strickland.....	37, 2008
.....	35, 2009-11
Willie Stricklin.....	91, 1978
Devan Stringer.....	11, 2014-15
.....	28, 2016-17
Wes Stringfield.....	87, 2009
Tom Strother.....	1967
Chuck Stroup.....	35, 1979
Rusty Stroupe.....	32, 1983
John Stuart.....	51, 1959
Rex Stuart.....	65, 1960-61
Eugene Styles.....	40, 1958-59
.....	13, 1960-61
Randy Styles.....	83, 1985
Craig Styron.....	15, 1990-93
A.J. Suber.....	63, 1998
Xavier Subotsch.....	39, 2017-19
Bill Suddreth.....	1965-66
Reece Sугart.....	40, 1947
Joe Suiter.....	56, 2002-05
Sullivan.....	1931
Tacoi Sumler.....	6, 2012
.....	9, 2013-14
Steve Summer.....	63, 1982
.....	61, 1983
Marc Summers.....	58, 1991

Summey.....	10, 1939-40
Scott Suttle.....	66, 2004-07
Bruce Sutton.....	1966
Clarence Sutton.....	18, 1993-95
Corey Sutton.....	2, 2018-19
Jay Sutton.....	16, 1992
.....	1, 1993-96
Eddie Sutyak.....	70, 1977-78
Louis Swaba.....	60, 2009-10
Jason Swaim.....	82, 1989-90
Tony Swanger.....	9, 1979
Chris Swecker.....	10, 1975-77
Pat Swisher.....	20, 1976-77
Sean Swoope.....	71, 1989-92
<b>T</b>	
Tyrone Talbert.....	41, 1990-91
Langston Tanyi.....	99, 2008-11
Frank Tatum.....	28, 1949
Kevin Tatum.....	11, 1997-98
Brad Taylor.....	40, 1984; 39, 1985
Charles Taylor.....	47, 1953-54
.....	43, 1955
.....	13, 1956
Clint Taylor.....	36, 1982-83
Demetrius Taylor.....	48, 2017-19
Jack Taylor.....	18, 1936
Jesse Taylor.....	48, 1946-47
.....	47, 1948-49
Phillip Taylor.....	1966
Taylor.....	1933
Joe Temple.....	43, 1985
Templeton.....	1946
Henry Tharp.....	16, 1936
Gary Tharrington.....	96, 2006-07
Greg Thayer.....	75, 1997-98
Bradley Thomas.....	12, 1999-2001
Chris Thomas.....	43, 2001
.....	4, 2002-03
Jamil Thomas.....	37, 2012
John Thomas.....	74, 1967-69
Josh Thomas.....	26, 2015
.....	7, 2016, 2018-19
Julius Thomas.....	30, 1973
.....	51, 1974-76
Marshall Thomas.....	2001
Paul Thomas.....	97, 1988
Rock Thomas.....	59, 1988-91
Rod Thomas.....	34, 1994-96
Xan Thomas.....	62, 2008-11
Zac Thomas.....	12, 2017-19
Toronto Thomas.....	35, 2013-16
Tommy Thomasson.....	43, 1964
Brandon Thompson.....	43, 2009-11
Chad Thompson.....	41, 1997
Craig Thompson.....	1987
Ralph Thompson.....	63, 1970
.....	64, 1971-72
Robert Thompson.....	1950
Rodney Thompson.....	16, 1978
Roy Thompson.....	71, 1974-77
Terry Thompson.....	55, 1971-72
Vernon Thompson.....	13, 1954
Bobby Thornhill.....	53, 1980-81
Jim Thorpe.....	51, 1968-69
Todd Thorpe.....	43, 1986-87
Ed Thrower.....	42, 1956
Richard Tickle.....	72, 1961
.....	62, 1962-64
William Tillet.....	24, 1985
Timmons.....	24, 1945
Jason Tindal.....	67, 1992-93
Scott Tinsley.....	5, 1981
.....	13, 1982
Michael Toler.....	65, 1989
David Totherow.....	64, 1973
Jerome Touchstone.....	6, 2004-07
Rashaad Townes.....	31, 2013-14, 2016-17
Jeff Townsend.....	73, 1995
Townsend.....	1930
Sam Trawsou.....	36, 1952
Daniel Traylor.....	21, 2000-03
Andre Tribble.....	82, 1981
Coker Triplett.....	1930-33
Phil Triplett.....	45, 1954
.....	17, 1955
.....	64, 1956
.....	60, 1957
Ray Triplett.....	20, 1952-53
Carl Trippany.....	1934
Trippany.....	1932-33
Tom Trost.....	34, 1983-84



Trott ..... 1931  
 James Tucker ..... 42, 1970  
 ..... 34, 1972-73  
 Joey Tucker ..... 72, 2002  
 Milan Tucker ..... 18, 2019  
 Chad Tuff ..... 16, 2005  
 Roy Turbeyfield ..... 9, 1935-36  
 Turbyfill ..... 22, 1940  
 Turner ..... 1928  
 Bill Turner ..... 15, 1967-68  
 ..... 62, 1969  
 Brandon Turner ..... 14, 2002-05  
 Dave Turner ..... 63, 1975-79  
 Mike Twitty ..... 61, 1968-70  
 ..... 74, 1971  
 Barry Tyler ..... 98, 1986  
 Andy Tyrrell ..... 7, 1978-80

**U**

Kent Umberger ..... 75, 1960-63  
 C.J. Underwood ..... 26, 2004-05  
 Jack Underwood ..... 71, 1965-67  
 Tony Underwood ..... 80, 1984  
 William Underwood ..... 50, 1946-47  
 Terrence Upshaw ..... 20, 2014-15  
 ..... 21, 2017  
 Alonzo Upshur ..... 49, 1980-83  
 Dean Upton ..... 24, 1956-57  
 Daniel Utley ..... 64, 2002-04

**V**

Brian Valentine ..... 49, 1979  
 Billy Van Aman ..... 4, 1981  
 ..... 16, 1983  
 Greg Van Orden ..... 67, 1960-63  
 Zeb Vance ..... 1929-30  
 Joe Vance Eller ..... 26, 1954-55  
 ..... 50, 1956  
 Page Vannoy ..... 1933-34  
 Jim Vasquez ..... 76, 1998-2002  
 Sam Vaughan ..... 47, 1995  
 Travis Veal ..... 27, 1997  
 Shannon Vestal ..... 81, 1997-99  
 Villec ..... 27, 1945-46  
 Jeff Vincent ..... 27, 1978-80  
 George Vinson ..... 50, 2014  
 ..... 30, 2016-17  
 Jalen Virgil ..... 81, 2017  
 ..... 11, 2018-19  
 Jason Vitaris ..... 39, 2007-10  
 Bert Voet ..... 27, 1954-56  
 Jeff Vollmer ..... 88, 1993-94; 1996

**W**

Bill Waldon ..... 54, 1949  
 Ethan Waldron ..... 13, 1984-86  
 Pete Waldrop ..... 65, 1982  
 Walker ..... 17, 1945-46  
 Denver Walker ..... 76, 1997  
 ..... 99, 1998-99  
 Dustin Walker ..... 38, 1997  
 ..... 85, 1998  
 Joe Walker ..... 23, 1956  
 ..... 22, 1957  
 John Walker ..... 12, 1956-58  
 ..... 44, 1959  
 Ray Walker ..... 1931-33  
 Red Walker ..... 1929-32  
 Rodger Walker ..... 82/25, 2010  
 ..... 4, 2011-13  
 Will Walker ..... 49, 1994  
 Will Walker ..... 96, 2012-14  
 Billy Wall ..... 76, 1972  
 ..... 56, 1973  
 ..... 30, 1974  
 Robert Wallace ..... 68, 2010-11  
 Walters ..... 1946  
 Charles Walters ..... 8, 1936  
 ..... 10, 1937-1939  
 Kevin Walton ..... 31, 2012  
 ..... 13, 2013-14  
 Bob Ward ..... 47, 1955  
 ..... 85, 1956  
 ..... 87, 1958-59  
 D.J. Ward ..... 43, 2014-15  
 Kevin Ward ..... 79, 1982  
 Webb Ward ..... 16, 1934-1936  
 Denzel Ward ..... 43, 2013  
 Butch Wardlaw ..... 13, 1974-75  
 Jamal Ware ..... 37, 2011  
 ..... 18, 2012  
 Lance Ware ..... 56, 1992-96

Mike Warner ..... 13, 1975  
 Wartman ..... 1933  
 Troy Washbourne ..... 99, 1981-84  
 Brady Washburn ..... 77, 2001-02  
 Antonio Washington ..... 35, 1989  
 Chris Washington ..... 46, 2019  
 Reco Washington ..... 3, 2000-01  
 Tavaris Washington ..... 19, 2006-09  
 Tim Washington ..... 99, 2007  
 Tony Washington ..... 15, 2010-13  
 Travis Washington ..... 49, 2002-03  
 Jonas Waters ..... 1929-30  
 Anthony Waters ..... 57, 1984-88  
 Hugh Waters ..... 43, 1956  
 W.J. Waters ..... 1953  
 Jimmy Watkins ..... 32, 2000-01  
 Keith Watkins ..... 61, 1974-75  
 Kenneth Watkins ..... 86, 1981-82  
 Robert Watkins ..... 23, 1960  
 T.J. Watkins ..... 88, 2016-17  
 Matt Watson ..... 55, 1997-99  
 Matt Watson ..... 65, 2009  
 ..... 39, 2012  
 Murdock Watson ..... 1956-57  
 Keishawn Watson ..... 13, 2019  
 Ryan Watson ..... 96, 1997-2001  
 Ted Watson ..... 54, 1955  
 ..... 51, 1956-57  
 Watts ..... 1938  
 ..... 30, 1939-40  
 Jody Weatherman ..... 1986  
 Bob Weaver ..... 1931-34  
 David Webb ..... 86, 1973  
 ..... 88, 1974-75  
 Tommy Webb ..... 53, 1947-48  
 ..... 14, 1949  
 Gaither Weeks ..... 79, 1979-81  
 Jake Welborn ..... 9, 1981-82  
 Paul Welborn ..... 1953  
 Bill Welch ..... 14, 1985  
 Mark Welch ..... 57, 1979  
 Gene Welcher ..... 48, 1952-53  
 Paul Wellbourn ..... 12, 1952  
 Bill Wells ..... 25, 1956  
 Christian Wells ..... 16, 2019  
 Robert Welton ..... 21, 2007-09  
 Randy Wenner ..... 42, 1992  
 Josh Wentzel ..... 94, 1994  
 Sam Wesley ..... 82, 1985  
 ..... 11, 1986-88  
 Brad West ..... 33, 2002-05  
 Chris West ..... 86, 1997-98  
 Joe West ..... 8, 1987-88  
 Steve West ..... 63, 1987  
 Westenberg ..... 1930-31  
 Coad Westra ..... 45, 2008  
 Frank Wey ..... 30, 1971-72  
 Joe Wheeling ..... 33, 1951-55  
 Charlie Whetsine ..... 54, 1947  
 Joey Whisonant ..... 66, 1979-82  
 White ..... 16, 1945-46  
 Bob White ..... 74, 1957-58  
 ..... 66, 1959-60  
 Edward White ..... 39, 1947  
 Frank White ..... 50, 1954  
 Jack White ..... 65, 1956-57  
 ..... 68, 1959  
 Joe White ..... 65, 1964-65  
 Jose White ..... 20, 2000-01  
 ..... 28, 2002-03  
 Tim White ..... 50, 1991  
 Wayne Whitesides ..... 1950  
 ..... 13, 1952  
 Scott Whiting ..... 65, 1985-86  
 Mike Whitley ..... 84, 1966-69  
 Preston Whitley ..... 38, 1986  
 Whitley ..... 1937-38  
 Harrison Whitman ..... 1986  
 Whittaker ..... 1958  
 Bill Whittington ..... 1950  
 ..... 26, 1955  
 Jeremy Wiggins ..... 8, 2003-06  
 Daniel Wilcox ..... 7, 1999-2000  
 William Wilczynski ..... 1966  
 Bill Wilder ..... 1986  
 Curtis Wilder ..... 81, 1970  
 ..... 34, 1971  
 Richard Wilder ..... 85, 1980  
 Bob Wilkes ..... 1950-51  
 Steve Wilkes ..... 87, 1984-87  
 Kent Wilkinson ..... 67, 1980  
 Steve Wilks ..... 41, 1987

..... 9, 1988-91  
 Jake Willard ..... 25, 1998  
 Robert Williams ..... 1928-30  
 Williams ..... 29, 1939  
 Anthony Williams ..... 98, 2006-09  
 Ben Williams ..... 24, 2019  
 Charles Williams ..... 22, 1976  
 Harold Williams ..... 73, 1998-99  
 Josh Williams ..... 81, 1991  
 ..... 16, 1994  
 ..... 27, 1995  
 Ken Williams ..... 83, 1984, 1986  
 Malik Williams ..... 14, 2017-19  
 Marcus Williams Jr. ..... 26, 2017-19  
 Matt Williams ..... 55, 2017-19  
 Mondo Williams ..... 4, 2015-16  
 Richie Williams ..... 7, 2002-05  
 Scott Williams ..... 51, 1994-98  
 Xeno Williams ..... 19, 1986-89  
 Chris Willis ..... 90, 2017-18  
 Jerry Willis ..... 76, 1964-67  
 Wilson ..... 1948  
 Anthony Wilson ..... 76, 2009-11  
 Darrel Wilson ..... 36, 1995-98  
 Darren Wilson ..... 69, 1979-82  
 Dominique Wilson ..... 85, 2006  
 Floyd Wilson ..... 52, 1949-51  
 Freddie Wilson ..... 34, 1960  
 Glen Wilson ..... 61, 1958-59  
 ..... 63, 1960-61  
 Glenwood Wilson ..... 42, 1957  
 ..... 25, 1959  
 ..... 33, 1960  
 Howard Wilson ..... 45, 1954  
 ..... 66, 1955  
 ..... 61, 1956  
 Jay Wilson ..... 75, 1981-84  
 Jeff Wilson ..... 52, 1989  
 ..... 57, 1991-92  
 Jeff Wilson ..... 72, 1980-83  
 Jim Wilson ..... 53, 1949-50  
 Justin Wilson ..... 39, 2015  
 Len Wilson ..... 22, 1934-37  
 Mike Wilson ..... 1966  
 Roy Wilson ..... 17, 1936  
 ..... 9, 1937-39  
 Russell Wilson ..... 54, 1975  
 ..... 65, 1976-78  
 Russell Wilson ..... 59, 2005-07  
 Tanner Wilson ..... 10, 2018  
 Tommy Wilson ..... 10, 1957-58  
 ..... 14, 1959-60  
 Travis Wilson ..... 39, 2011  
 Wimberly ..... 1958  
 Mark Wingfield ..... 37, 1979  
 Kurt Winstead ..... 31, 1978-79  
 Everett Withers ..... 27, 1981-84  
 Gordy Witte Jr. ..... 95, 2007-11  
 Justin Woazeah ..... 32, 2004  
 ..... 18, 2005-07  
 Jason Wolff ..... 35, 1991  
 Andrew Wood ..... 1967  
 Drew Wood ..... 81, 1968  
 Stanley Wood ..... 54, 1979-82  
 Len Woodruff ..... 24, 1936  
 Cubeya Woods ..... 38, 1993-96  
 Perry Woolbright ..... 17, 2001-04  
 Ron Workman ..... 72, 1970  
 Work Wortman ..... 1930-32  
 Brian Wozny ..... 57, 1993-96  
 Justin Wray ..... 47, 2009  
 ..... 21, 2010  
 Lennie Wrenn ..... 78, 1969-71  
 Chris Wright ..... 37, 1989  
 Kenneth Wright ..... 44, 1984-85  
 Kenny Wright ..... 63, 1984  
 Leon Wright ..... 22, 1989-91  
 Logan Wright ..... 67, 2017-19  
 Mark Wright ..... 48, 2000-02  
 Mike Wright ..... 2, 1978; 14, 1979-81  
 Robert Wright ..... 41, 1963  
 Dan Wylie ..... 97, 2010-11  
 John Wynn ..... 53, 1975-78

**Y**

Jeff Yardley ..... 82, 1994-98  
 Jason Yaudes ..... 9, 1992-93  
 Scott Yaudes ..... 82, 1991-93  
 Bill Yeager ..... 82, 1974-75  
 Jey Yokeley ..... 37, 2009  
 ..... 19, 2010, 2012

York ..... 1938  
 Akron Young ..... 44, 1986  
 Billy Young ..... 79, 1996-2000  
 Joe Young ..... 66, 1963-64  
 Joe Young ..... 43, 1983-84  
 Kareem Young ..... 55, 1994  
 ..... 33, 1995-98  
 Nate Young ..... 83, 1987  
 ..... 4, 1988  
 Neil Young ..... 97, 2006-08  
 Rob Young ..... 85, 1987-90  
 Robert Young ..... 74, 1962  
 Younger ..... 1958  
 David Yount ..... 1, 1981-82

**Z**

Ben Zeigler ..... 45, 1988-89  
 Dan Zielinski ..... 43, 1980-81  
 Sam Zimmerman ..... 11, 1959

ALL-TIME ROSTER



ALL-TIME COACHES

Seasons	Coach	Seasons	OVERALL				Pct.	CONFERENCE				Conference Championships
			W	L	T	Pct.		W	L	T	Pct.	
1928	Graydon Eggers	1	3	6	0	.333	—	—	—	—	—	—
1929-32	C.B. Johnston	4	26	9	7	.702	5	1	0	.833	1 (1931)	
1933-34	Eugene Garbee	2	10	6	1	.618	2	0	0	1.000	—	
1935-38	Kidd Brewer	4	30	5	3	.829	12	2	1	.833	1 (1937)	
1939/1946	Flucie Stewart	2	13	4	2	.737	7	1	1	.833	1 (1939)	
1940-41	R.W. "Red" Watkins	2	10	9	0	.526	4	5	0	.444	—	
1942	Beattie Feathers	1	5	2	1	.688	2	2	0	.500	—	
1945	Francis Hoover	1	1	6	0	.143	1	3	0	.250	—	
1947-50/52-55	E.C. Duggins	8	57	25	3	.688	40	13	2	.746	3 (1948, '50, '54)	
1951	Press Mull	1	6	3	0	.667	3	3	0	.500	—	
1956-58	Bob Broome	3	13	16	0	.448	9	9	0	.500	—	
1959	Bob Breitenstein	1	6	4	0	.600	5	1	0	.833	—	
1960-64	Jim Duncan	5	31	15	2	.667	20	6	2	.750	—	
1965-70	Carl Messere	6	34	26	1	.566	10	10	0	.500	—	
1971-79	Jim Brakefield	9	47	48	4	.495	19	20	2	.488	—	
1980-82	Mike Working	3	13	18	2	.424	8	11	2	.429	—	
1983	Mack Brown	1	6	5	0	.545	4	3	0	.571	—	
1984-88	Sparky Woods	5	38	19	2	.661	25	9	1	.729	2 (1986, '87)	
1989-2012	Jerry Moore	24	215	87	0	.712	144	40	0	.783	10 (1991, '95, '99, 2005, '06, '07, '08, '09, '10, '12)	
2013-18	Scott Satterfield	6	51	24	0	.680	38	10	0	.792	3 (2016, 2017, 2018*)	
2018	Mark Ivey (Interim, NO Bowl)	—	1	0	0	1.000 (bowl)	—	—	—	—	—	
2019	Elijah Drinkwitz	1	12	1	0	.923	7	1	0	.875	1 (2019*)	
2019-20^	Shawn Clark	1st*	1	0	0	1.000 (bowl)	0	0	0	—	^ Coached 2019 New Orleans Bowl	
<b>Totals</b>	<b>22 coaches</b>	<b>90</b>	<b>629</b>	<b>338</b>	<b>28</b>	<b>.646</b>	<b>365</b>	<b>150</b>	<b>11</b>	<b>.704</b>	<b>22 league titles (* title game win)</b>	



GRAYDON EGGERS



C.B. JOHNSTON



EUGENE GARBEE



KIDD BREWER



FLUCIE STEWART



RED WATKINS



BEATTIE FEATHERS



FRANCIS HOOVER



E.C. DUGGINS



PRESS MULL



BOB BROOME



BOB BREITENSTEIN



JIM DUNCAN



CARL MESSERE



JIM BRAKEFIELD



MIKE WORKING



MACK BROWN



SPARKY WOODS



JERRY MOORE



SCOTT SATTERFIELD



MARK IVEY



ELIAH DRINKWITZ



SHAWN CLARK

## ALL-TIME ASSISTANT COACHES (1956-PRESENT)

Coach	Seasons
Richard Agle	1992-95
Bill Alheim	1957
Anthony Barbour	1997
Butch Baughn	1972
Chris Bequette	1990-91
Rob Best	1989-2002
David Bibee	1984-88
Jason Blalock	2004-06, 2009-12
<b>Cortney Braswell</b>	<b>2020-</b>
Bob Breitenstein	1957-58, 1960-63
Jeryl Brixey	1993
Scott Brock	2001-02
Bryan Brown	2012-18
Steve Brown	1986-87
David Browning	1989-92
Mac Bryan	1982
Joe Bryson	1960
Buck Buchanan	1971-75
Tim Burke	1981
<b>Nic Cardwell</b>	<b>2008, 2012, 2018, 2020-</b>
Antonio Carter	2008
Buddy Chandler	1960
Dick Christopher	1971-72
Bill Church	1964-70
Shawn Clark	2016-19
Louis Clyburn	1995-98
Charles Coiner	1984-86
Jim Collins	1981-82
Bob Cooper	1970
Ron Cooper	1983
Doug Crater	1964
James Cullivan	1964-65
Jim Daye	1968-70
<b>Mark DeBastiani</b>	<b>1995-96, 2020-</b>
Fisher DeBerry	1971-79
Ed Dickerson	1970
Troy Douglas	1988
Anthony Downs	1988
Jim Duncan	1959
Jim Eagan	1980

Coach	Seasons
George Edwards	1992-95
Graydon Eggers	1929-31
Trey Elder	2010-11
Shawn Elliott	1999-2009
Charlie Evans	1990
Blake Feldt	1989-93
Devon Ford	1977
Chris Foster	2012-14
Jimmy Freeman	2001-02
Greg Gasparato	2018-19
Lonnie Galloway	2005-07
Mark Graham	1993
Brad Glenn	2005-11
Gary Griffin	1989-92
Jack Groce	1965-71
Mike Haggard	1976
<b>Brian Haines</b>	<b>2020-</b>
John Mark Hamilton	2009-11
Charlie Harbison	2019
Jack Henry	1980
Les Herrin	1980
Stan Hixon	1983-88
John Holt	2008-11
Stu Holt	2015-18
Tim Horton	1990-98
Terry Humphrey	1983
Ed Injaychok	1963
Mark Ivey	2012-18
Lionel James	1995
Ellis Johnson	1984
Joe Johnson	1991-93
<b>Dale Jones</b>	<b>1996-2018, 2020-</b>
Travis Jones	1998-2000
Tim Karrs	1980-82
Jerry Kirk	1979
John Kirk	1949-60
Marc Kirkpatrick	1988
Donnie Kirkpatrick	1982-88
David Knaus	1989-93
Brandon Lacy	2003-04

Coach	Seasons
Mark Lancaster	1980
Roachel Laney	1973, 1976-79
Brad Lawing	1983-88
Frank Leaks	1984
Dwayne Ledford	2012
Rocky Lewis	1999-2001
Erik Link	2019
Bob Lord	1987
Chad Lunsford	2001-02
Mike Martin	1971-79
Bob McClain	2010-11
Carroll McCray	1984-88
Bill McDevitt	1968-69
Steve McGill	1983
Mark McHale	1980-85
David McKnight	1977-78
Ruffin McNeill	1989-96
Carl Messere	1961-64
Frank Meyer	1961-62
Mike Mongelli	1972
Darrell Moody	1984
Chris Moore	1995-2011
Mark Moore	1990
George Nazarovitch	1971
Jason Nichols	2002-04
<b>Robert Nunn</b>	<b>2020-</b>
Danny Nutt	1989
Rod Olson	1993-95
John Palermo	1983
Steve Patterson	1993-94
<b>Tony Petersen</b>	<b>2020-</b>
Frank Ponce	2013-18
Terry Poore	1988
Robert Pulliam	1982
J.K. Reaves	1993
Dustin Reeves	1993
Steve Reid	1985-87
Roger Richardson	1972
Garrett Riley	2019
Bill Rogers	1977

Coach	Seasons
Wade Rollinson	1980-82
Ted Roof	2019
<b>James Rowe</b>	<b>2020-</b>
Ken Rucker	1979-81
Buddy Sasser	1972-76
Scott Satterfield	1998-2008, 2012
Stacy Searels	1994-2000
John Settle	1994
Billy Simmons	1976-77
Scott Sloan	2010-17
D.J. Smith	2018-19
Tim Speakman	2003-04
Kelly Sparger	1976
Mark Spier	2003-11
Bill Stanley	1959
Justin Stepp	2012-14
Anwar Stewart	2019
Jim Sullenberger	1971
Sean Swoope	1993
Richard Tickle	1966-71
Scott Tinsley	1985-88
Lance Taylor	2009
Bob Ward	1970-79
<b>Pat Washington</b>	<b>2019-</b>
<b>Justin Watts</b>	<b>2015-</b>
Brad West	2007-08
Tommy West	1980-82
Harold Wheeler	1983
Joe Wheeling	1957
Joe Whisonant	1983
Rick Whitt	1984-88
John Wiley	1989-90, 1993-2009
Art Wilkins	1985-88
Steve Wilks	2001
Everett Withers	1987
Sparky Woods	1983
Thomas Woods	1996
Nate Woody	2013-17
Ray Wooten	1983
Tony Yeomans	1994

# HALL OF FAMER JERRY MOORE

HEAD COACH: 1989-2012  
3 NATIONAL TITLES  
10 CONFERENCE TITLES



HALL OF FAMER JERRY MOORE

The winningest coach in Appalachian State University and Southern Conference history, Jerry Moore compiled a 215-87 record in his 24 seasons at Appalachian State from 1989-2012. That run included 10 SoCon championships, 18 postseason appearances and an unprecedented three straight FCS national titles from 2005-07.

In 31 years overall as a head coach, Moore was 242-135-2. He was inducted into the College Football Hall of Fame in 2014, adding that honor to recognition from the North Carolina Sports Hall of Fame, the Southern Conference Hall of Fame and the Appalachian State Athletics Hall of Fame. In 2018, he was also awarded The Order of the Long Leaf Pine, which recognizes "exemplary service to the State of North Carolina."

While he enjoyed success at nearly every stop of his 51-year coaching career, the 24 seasons at Appalachian State cemented Moore's standing as one of college football's all-time great mentors.

In leading the Mountaineers to three consecutive national championships from 2005-07, he made Appalachian the first program to ever win three straight titles at the FCS level and the first Division I institution (FCS or FBS) to accomplish the feat in 61 years. Appalachian became the first institution from the state of North Carolina to ever win an NCAA football championship at any level when it defeated Northern Iowa 21-16 in the 2005 national title game, a feat it repeated with wins over Massachusetts (28-17) and Delaware (49-21) in the 2006 and 2007 NCAA Division I Football Championship finals.

Moore also led the Mountaineers to seven SoCon championships in an eight-year span (2005-10, '12), making Appalachian State only the second program to achieve that feat since the league began crowning a champion in 1933.



Appalachian won 26 straight conference games from 2007-10.

Additionally, Appalachian State became a household name when Moore led his squad to perhaps the biggest and most prominent upset in college football history, a 34-32 triumph over the University of Michigan in the 2007 season opener.

The victory over Michigan, which came into the contest ranked No. 5 in the Associated Press Top 25 poll, marked the first time that an FCS team had ever toppled a nationally ranked FBS opponent. The victory also compelled the AP to change its long-standing history of only accepting votes for FBS teams in its Top 25 poll, which allowed the Mountaineers to become the first FCS team to ever receive votes in the poll, which they did on three occasions in 2007.

Moore is no stranger to individual awards, as he is a three-time American Football Coaches Association Coach of the Year (2005, '06, '07). He also won the 2006 Eddie Robinson Award

(National Coach of the Year) from The Sports Network, is a six-time AFCA Regional Coach of the Year and an eight-time SoCon Coach of the Year.

In 2009, he was named the Liberty Mutual FCS Coach of the Year, which included \$50,000 for Moore's favorite charities and \$20,000 for the Appalachian State Alumni Association scholarship fund.

Under Moore, Appalachian State players earned all-conference recognition 257 times and received All-America honors on 99 occasions.

In addition to his nearly quarter-century tenure at Appalachian State, Moore also served as the head coach at North Texas (1979-80) and Texas Tech (1981-85) and spent 15 seasons on the staffs of legendary mentors Hayden Fry (1965-72 at SMU), Tom Osborne (1973-78 at Nebraska) and Ken Hatfield (1988 at Arkansas). Moore began his coaching career with four seasons as an assistant coach at Corsicana H.S. in Texas (1961-64).

A native of Bonham, Texas, Moore was one of the nation's top receivers at Baylor from 1958-60.



Year	W	L	T	.Pct	PF	PA	Coach
1928	3	6	0	.333	122	149	Graydon Eggers
1929	4	1	3	.688	86	18	C.B. Johnston
1930	8	2	1	.773	189	69	C.B. Johnston
1931	9	2	2	.769	183	86	C.B. Johnston
1932	5	4	1	.550	77	115	C.B. Johnston
1933	7	2	0	.778	146	30	Eugene Garbee
1934	3	4	1	.438	59	76	Eugene Garbee
1935	5	2	2	.667	84	64	Kidd Brewer
1936	8	1	0	.889	296	29	Kidd Brewer
1937	8	1	1	.850	204	7	Kidd Brewer
1938	9	1	0	.900	241	15	Kidd Brewer
1939	7	1	2	.800	269	33	Flucie Stewart
1940	6	4	0	.600	156	136	R.W. Watkins
1941	4	5	0	.444	181	104	R.W. Watkins
1942	5	2	1	.688	140	67	Beattie Feathers
1943				— No Games —			
1944				— No Games —			
1945	1	6	0	.143	53	167	Francis Hoover
1946	6	3	0	.667	202	92	Flucie Stewart
1947	9	1	0	.900	195	64	E.C. Duggins
1948	8	1	1	.850	242	108	E.C. Duggins
1949	9	3	0	.750	262	97	E.C. Duggins
1950	9	2	1	.792	279	134	E.C. Duggins
1951	6	3	0	.667	128	87	Press Mull
1952	2	6	1	.278	112	156	E.C. Duggins
1953	6	4	0	.600	186	138	E.C. Duggins
1954	8	3	0	.727	215	125	E.C. Duggins
1955	6	5	0	.545	193	129	E.C. Duggins
1956	3	6	0	.333	107	165	Bob Broome
1957	4	6	0	.400	100	158	Bob Broome
1958	6	4	0	.600	140	161	Bob Broome
1959	6	4	0	.600	164	141	Bob Breitenstein
1960	8	2	0	.800	158	107	Jim Duncan
1961	7	3	0	.700	156	93	Jim Duncan
1962	4	4	2	.500	131	96	Jim Duncan

Year	W	L	T	.Pct	PF	PA	Coach
1963	6	3	0	.667	176	130	Jim Duncan
1964	6	3	0	.667	163	122	Jim Duncan
1965	5	5	0	.500	123	172	Carl Messere
1966	3	6	1	.350	145	180	Carl Messere
1967	7	3	0	.700	226	212	Carl Messere
1968	8	2	0	.800	409	221	Carl Messere
1969	6	5	0	.545	292	250	Carl Messere
1970	5	5	0	.500	203	223	Carl Messere
1971	7	3	1	.682	284	151	Jim Brakefield
1972	5	5	1	.500	239	232	Jim Brakefield
1973	3	7	1	.318	164	255	Jim Brakefield
1974	6	5	0	.545	204	176	Jim Brakefield
1975	8	3	0	.727	337	233	Jim Brakefield
1976	6	4	1	.591	277	165	Jim Brakefield
1977	2	9	0	.182	195	329	Jim Brakefield
1978	7	4	0	.636	338	297	Jim Brakefield
1979	3	8	0	.273	262	268	Jim Brakefield
1980	6	4	1	.591	273	186	Mike Working
1981	3	7	1	.318	236	201	Mike Working
1982	4	7	0	.364	270	286	Mike Working
1983	6	5	0	.545	212	265	Mack Brown
1984	4	7	0	.364	151	218	Sparky Woods



*The 1949 Mountaineers compiled a 9-3 record, including a 21-7 victory against Catawba in the Pythian Bowl.*

Year	W	L	T	.Pct	PF	PA	Coach
1985	8	3	0	.727	260	109	Sparky Woods
1986	9	2	1	.792	351	176	Sparky Woods
1987	11	3	0	.786	270	153	Sparky Woods
1988	6	4	1	.591	324	233	Sparky Woods
1989	9	3	0	.750	306	177	Jerry Moore
1990	6	5	0	.545	171	266	Jerry Moore
1991	8	4	0	.667	215	202	Jerry Moore
1992	7	5	0	.583	262	233	Jerry Moore
1993	4	7	0	.364	207	252	Jerry Moore
1994	9	4	0	.692	363	209	Jerry Moore
1995	12	1	0	.923	375	251	Jerry Moore
1996	7	4	0	.636	223	196	Jerry Moore
1997	7	4	0	.623	294	215	Jerry Moore
1998	10	3	0	.769	356	222	Jerry Moore
1999	9	3	0	.750	369	219	Jerry Moore
2000	10	4	0	.714	441	278	Jerry Moore
2001	9	4	0	.692	411	278	Jerry Moore
2002	8	4	0	.667	314	273	Jerry Moore
2003	7	4	0	.636	252	219	Jerry Moore
2004	6	5	0	.545	366	358	Jerry Moore
2005	12	3	0	.800	455	282	Jerry Moore
2006	14	1	0	.933	528	223	Jerry Moore
2007	13	2	0	.867	641	400	Jerry Moore
2008	11	3	0	.786	522	303	Jerry Moore
2009	11	3	0	.786	465	313	Jerry Moore
2010	10	3	0	.769	446	307	Jerry Moore
2011	8	4	0	.667	344	286	Jerry Moore
2012	8	4	0	.667	395	352	Jerry Moore
2013	4	8	0	.333	283	336	Scott Satterfield
2014	7	5	0	.583	428	328	Scott Satterfield
2015	11	2	0	.846	477	248	Scott Satterfield
2016	10	3	0	.846	477	248	Scott Satterfield
2017	9	4	0	.692	435	263	Scott Satterfield
2018	11	2	0	.846	485	201	Scott Satterfield/ Mark Ivey (bowl)
2019	13	1	0	.929	543	280	Elijah Drinkwitz/ Shawn Clark (bowl)
<b>Totals</b>	<b>629</b>	<b>338</b>	<b>28</b>	<b>.646</b>	<b>23,592</b>	<b>16,861</b>	



In 2015, Appalachian State became the first Sun Belt team to win 11 games. It capped the season with a win in the Camellia Bowl.

**RECORDS BREAKDOWN**

Winning Seasons:	70
.500 Seasons:	4
Losing Seasons:	16
Most Consecutive Winning Seasons:	19 (1994-2012)
Most Consecutive Losing Seasons:	2, 2x (1956-67, 1981-82)
Most Victories in a Two-Year Span:	27 (2006-07)
Most Victories in a Three-Year Span:	39 (2005-07)
Most Victories in a Four-Year Span:	50 (2005-08)
Most Victories in a Five-Year Span:	61 (2005-09)

**MILESTONE GAMES**

Game	Date	Opponent	Score
1	Sept. 29, 1928	at Mountain City	L, 0-26
50	Nov. 25, 1932	at Georgia Southern	L, 0-33
100	Oct. 22, 1938	at Elon	L, 6-7
150	Nov. 10, 1945	vs. High Point	L, 13-31
200	Nov. 4, 1950	at Presbyterian	W, 34-7
250	Oct. 26, 1955	at Guilford	W, 27-6
300	Nov. 5, 1960	vs. Guilford	W, 13-0
350	Nov. 25, 1965	at Southeastern Louisiana	L, 6-54
400	Nov. 14, 1970	vs. Wofford	L, 13-37
450	Oct. 11, 1975	at East Tennessee State	W, 44-21
500	Nov. 17, 1979	vs. Marshall	W, 45-7
550	Oct. 6, 1984	vs. Western Carolina	L, 7-34
600	Oct. 29, 1988	at Marshall	L, 27-30
650	Nov. 28, 1992	at Middle Tennessee State	L, 10-35
700	Sept. 20, 1997	vs. Eastern Kentucky	W, 27-23
750	Sept. 22, 2001	at Wake Forest	L, 10-20
800	Oct. 8, 2005	at Furman	L, 31-34
850	Nov. 8, 2008	at Chattanooga	W, 49-7
900	Oct. 13, 2012	at Samford	W, 28-25
950	Oct. 27, 2016	at Georgia Southern	W, 34-10

**MILESTONE VICTORIES**

Game	Date	Opponent	Score
1	Oct. 6, 1928	at Wilkesboro	W, 6-0
50	Oct. 31, 1936	vs. Tusculum	W, 45-0
100	Sept. 26, 1947	vs. Newberry	W, 18-7
150	Sept. 26, 1954	vs. Elon	W, 20-6
200	Sept. 21, 1962	vs. Newberry	W, 14-0
250	Oct. 23, 1971	vs. Bluefield State	W, 49-0
300	Sept. 12, 1981	vs. James Madison	W, 45-0
350	Sept. 2, 1989	vs. Gardner-Webb	W, 43-7
400	Oct. 28, 1995	vs. Chattanooga	W, 31-18
450	Sept. 29, 2001	vs. East Tennessee State	W, 33-14
500	Nov. 25, 2006	vs. Coastal Carolina	W, 45-28
550	Sept. 17, 2011	vs. Savannah State	W, 41-6
600	Oct. 14, 2017	vs. Idaho	W, 23-20



### SUN BELT CONFERENCE

Year	W	L	T	Finish	PF	PA	Coach
2014	6	2	0	3rd	280	200	Scott Satterfield
2015	7	1	0	2nd	307	165	Scott Satterfield
2016	7	1	0	T-1st	250	94	Scott Satterfield
2017	7	1	0	T-1st	291	175	Scott Satterfield
2018	7	1	0	1st*	255	108	Scott Satterfield
2019	7	1	0	1st*	315	131	Elijah Drinkwitz
<b>Totals</b>	<b>41</b>	<b>7</b>	<b>0</b>		<b>1,698</b>	<b>873</b>	

\* denotes won Sun Belt Championship Game

### SOUTHERN CONFERENCE

Year	W	L	T	Finish	PF	PA	Coach
1972	0	3	1	8th	58	90	Jim Brakefield
1973	2	2	0	5th	69	82	Jim Brakefield
1974	4	1	0	2nd	111	65	Jim Brakefield
1975	3	2	0	3rd	155	105	Jim Brakefield
1976	2	2	1	3rd	105	97	Jim Brakefield
1977	1	4	0	6th	89	134	Jim Brakefield
1978	4	2	0	3rd	188	168	Jim Brakefield
1979	3	4	0	5th	187	150	Jim Brakefield
1980	4	2	1	3rd	152	110	Mike Working
1981	1	5	1	7th	117	143	Mike Working
1982	3	4	0	4th	164	182	Mike Working
1983	4	3	0	4th	137	166	Mack Brown
1984	2	5	0	7th	90	145	Sparky Woods
1985	6	1	0	2nd	159	51	Sparky Woods
1986	6	0	1	1st	173	92	Sparky Woods
1987	7	0	0	1st	165	70	Sparky Woods
1988	4	3	0	4th	225	140	Sparky Woods
1989	5	2	0	2nd	173	102	Jerry Moore
1990	5	2	0	2nd	135	94	Jerry Moore
1991	6	1	0	1st	156	97	Jerry Moore
1992	5	2	0	2nd	166	126	Jerry Moore
1993	4	4	0	4th	180	190	Jerry Moore
1994	6	2	0	2nd	236	130	Jerry Moore
1995	8	0	0	1st	221	140	Jerry Moore
1996	5	3	0	4th	173	160	Jerry Moore
1997	6	2	0	2nd	214	144	Jerry Moore
1998	6	2	0	2nd	214	91	Jerry Moore
1999	7	1	0	t-1st	263	121	Jerry Moore
2000	6	2	0	2nd	293	152	Jerry Moore
2001	6	2	0	3rd	227	153	Jerry Moore
2002	6	2	0	2nd	242	173	Jerry Moore
2003	6	2	0	t-2nd	204	123	Jerry Moore
2004	4	3	0	t-3rd	234	210	Jerry Moore
2005	6	1	0	1st	271	117	Jerry Moore
2006	7	0	0	1st	255	98	Jerry Moore
2007	5	2	0	t-1st	310	215	Jerry Moore
2008	8	0	0	1st	323	152	Jerry Moore
2009	8	0	0	1st	279	155	Jerry Moore
2010	7	1	0	t-1st	281	173	Jerry Moore
2011	6	2	0	t-2nd	220	174	Jerry Moore
2012	6	2	0	t-1st	255	238	Jerry Moore
2013	4	4	0	t-4th	226	210	Scott Satterfield
<b>Totals</b>	<b>204</b>	<b>57</b>	<b>5</b>		<b>7,419</b>	<b>5,387</b>	

### SOUTHERN CONFERENCE BREAKDOWN

**Winning Seasons:** 32  
**.500 Seasons:** 4  
**Losing Seasons:** 6  
**Consecutive Winning Seasons:** 19 (1994-2013)  
**Consecutive Losing Seasons:** 2 (1981-82)  
**Consecutive Non-Losing Seasons:** 27 (1985-2013)  
**Most Victories in a Season:** 8 (1995, 2008, 2009)  
**Most Victories in a Two-Year Span:** 16 (2008-09)  
**Most Victories in a Three-Year Span:** 23 (2008-10)  
**Most Victories in a Four-Year Span:** 29 (2008-11)  
**Conference Titles:** 12  
 (1986, 1987, 1991, 1995, 1999, 2005, 2006, 2007, 2008, 2009, 2010, 2012)

### NORTH STATE/CAROLINAS CONFERENCE\*

Year	W	L	T	Finish	PF	PA	Coach
1930	1	1	1	—	80	38	C.B. Johnston
1931	3	0	0	1st	33	6	C.B. Johnston
1932	2	1	0	2nd	26	19	C.B. Johnston
1933	1	0	0	—	15	0	Eugene Garbee
1934	1	0	0	—	6	0	Eugene Garbee
1935	1	0	1	—	12	0	Kidd Brewer
1936	3	1	0	2nd	86	16	Kidd Brewer
1937	5	0	0	1st	100	0	Kidd Brewer
1938	3	1	0	3rd	81	9	Kidd Brewer
1939	3	0	1	1st	106	13	Flucie Stewart
1940	2	2	0	3rd	77	28	R.W. Watkins
1941	2	3	0	4th	92	67	R.W. Watkins
1942	2	2	0	3rd	71	34	Beattie Feathers
1943				— No Games —			
1944				— No Games —			
1945	1	3	0	3rd	32	105	Francis Hoover
1946	4	1	0	2nd	117	40	Flucie Stewart
1947	6	1	0	2nd	131	57	E.C. Duggins
1948	7	0	1	1st	216	87	E.C. Duggins
1949	6	2	0	2nd	153	63	E.C. Duggins
1950	7	0	1	1st	177	54	E.C. Duggins
1951	3	3	0	4th	76	68	Press Mull
1952	2	4	0	5th	71	76	E.C. Duggins
1953	3	3	0	4th	92	93	E.C. Duggins
1954	6	0	0	1st	127	53	E.C. Duggins
1955	3	3	0	4th	86	61	E.C. Duggins
1956	3	3	0	3rd	87	98	Bob Broome
1957	2	4	0	5th	45	98	Bob Broome
1958	4	2	0	2nd	94	86	Bob Broome
1959	5	1	0	2nd	115	58	Bob Breitenstein
1960	5	1	0	2nd	109	56	Jim Duncan
1961	5	1	0	2nd	92	45	Jim Duncan
1962	2	1	2	3rd	72	51	Jim Duncan
1963	4	1	0	3rd	87	47	Jim Duncan
1964	4	2	0	2nd	122	101	Jim Duncan
1965	3	3	0	5th	58	79	Carl Messere
1966	2	5	0	7th	111	133	Carl Messere
1967	5	2	0	2nd	158	146	Carl Messere
<b>Totals</b>	<b>121</b>	<b>57</b>	<b>7</b>		<b>3,213</b>	<b>1,985</b>	

\* The North State Conference was formed in 1930 and became the Carolinas Conference in 1961.

### NORTH STATE/CAROLINAS CONFERENCE BREAKDOWN

**Winning Seasons:** 21  
**.500 Seasons:** 9  
**Losing Seasons:** 5  
**Consecutive Winning Seasons:** 9 (1931-39)  
**Consecutive Losing Seasons:** none  
**Consecutive Non-Losing Seasons:** 10 (1931-40)  
**Most Victories in a Season:** 7 (1948, 1950)  
**Most Victories in a Two-Year Span:** 13 (1947-48, 1948-49, 1949-50)  
**Most Victories in a Three-Year Span:** 20 (1948-50)  
**Conference Titles:** 6 (1931, 1937, 1939, 1948, 1950, 1954)

### SMOKY MOUNTAIN CONFERENCE^

Year	W	L	T	Finish	PF	PA	Coach
1935	3	2	0	3rd	57	58	Kidd Brewer
1936	4	0	0	2nd	98	15	Kidd Brewer
1937	4	0	1	2nd	118	0	Kidd Brewer
<b>Totals</b>	<b>11</b>	<b>2</b>	<b>1</b>		<b>273</b>	<b>73</b>	

^ Appalachian State played cocurrently in the North State Conference and Smoky Mountain Conference from 1935-37.



1928

HEAD COACH GRAYDON EGGERS

3-6 OVERALL

INDEPENDENT

Date	Opponent	Result
S 29	at Mountain City	L 0-26
O 6	at Wilkesboro	W 6-0
O 13	Morganton	L 0-7
O 27	Rutherford	L 6-50
N 3	Lees-McRae	W 52-0
N 9	at Bluefield (Va.)	L 0-44
N 17	Mt. Park	W 52-0
N 24	at Belmont Abbey	L 0-13
N 30	at East Tennessee State	L 6-9

1929

HEAD COACH C.B. JOHNSTON

4-1-3 OVERALL

INDEPENDENT

Date	Opponent	Result
S 30	at Carson-Newman	T 0-0
O 5	at Catawba	T 0-0
O 12	East Tennessee State	W 26-0
O 19	Bluefield (Va.)	L 7-12
N 2	North Georgia	W 19-6
N 9	Belmont Abbey	W 28-0
N 16 ^	vs. Rutherford	T 0-0
N 23	Boiling Springs	W 6-0

^ at Morganton, N.C.

1930

HEAD COACH C.B. JOHNSTON

8-2-1 OVERALL

1-1-1 NORTH STATE CONFERENCE

Date	Opponent	Result
S 20 \$	vs. Lincoln Memorial	W 34-0
S 27	at King	L 7-18
O 4	at Tusculum	W 13-0
O 11 *	Catawba	T 13-13
O 18 *	Atlantic Christian	W 61-12
O 25	West Liberty	W 14-13
N 7	at Navy Apprentice	W 7-0
N 8	at Atlantic University	W 6-0
N 15 *	at High Point	L 6-13
N 22	Boiling Springs	W 27-0
N 27	at Piedmont	W 14-0

\$ Winston-Salem, N.C.

! First-ever night game for Appalachian State

1931

HEAD COACH C.B. JOHNSTON

9-2-2 OVERALL

3-0 NORTH STATE CONFERENCE CHAMPION

Date	Opponent	Result
S 19	Campbell	W 20-6
S 25 *	at Lenoir-Rhyne	W 6-0
O 3 *	High Point	W 20-0
O 10	at King	W 20-0
O 17	Piedmont	W 24-12
O 24 *	at Catawba	W 7-6
O 30	at Naval Apprentice	W 25-12
O 31	at Langley Field	L 3-6
N 7	at Maryville	T 6-6
N 14	Bowden	T 6-6
N 21	Concord	W 25-0
N 26	at Glensville State	L 6-25

No Game Designation (Charlotte, N.C.)

D 5 \$	Catawba	W 15-7
--------	---------	--------

1932

HEAD COACH C.B. JOHNSTON

5-4-1 OVERALL

2-1 NORTH STATE CONFERENCE, SECOND PLACE

Date	Opponent	Result
S 24	at NC State	L 0-38
O 8	Concord State	W 12-0
O 14 *	at Lenoir-Rhyne	W 13-6
O 22 \$*	vs. Catawba	W 7-0
N 5	at Parris Island Marines	T 6-6
N 11 *	at High Point	L 6-13
N 19	at Maryville	L 0-12
N 24 ^	at Langley Field	W 12-7
N 24 ^	at Georgia Southern	L 0-33
N 26	at East Carolina	W 21-0

\$ at Charlotte N.C.

^ 22 players played at Langley Field, 22 at Ga. Southern

1933

HEAD COACH EUGENE GARBEE

7-2 OVERALL

1-0 NORTH STATE CONFERENCE

Date	Opponent	Result
S 22	at Erskine	L 7-13
S 30	at Milligan	W 13-0
O 7	Glensville State	L 7-14
O 14 *	at Western Carolina	W 15-0
O 21	Piedmont	W 44-0
O 28 \$	vs. King	W 14-0
N 4	Concord	W 12-0
N 17	at Tusculum	W 20-3
N 25	at East Carolina	W 14-0

\$ at Asheville, N.C.

1934

HEAD COACH EUGENE GARBEE

3-4-1 OVERALL

1-0 NORTH STATE CONFERENCE

Date	Opponent	Result
S 28	at Milligan	L 0-12
O 5	Erskine	T 0-0
O 13 *	Western Carolina	W 6-0
O 20	East Carolina	W 27-6
O 26	at Georgia Southern	L 13-22
N 3	at Concord	L 6-20
N 17	Tusculum	L 0-10
N 23	at Southern College	W 7-6

1935

HEAD COACH KIDD BREWER

5-2-2 OVERALL

1-0-1 NORTH STATE CONFERENCE (\*)

3-2 SMOKY MOUNTAIN CONFERENCE, THIRD (#)

Date	Opponent	Result
S 27 *	at Lenoir-Rhyne	T 0-0
O 5	Piedmont	W 13-0
O 12 #	Cumberland	L 7-26
O 18 #	at Milligan	W 20-13
O 26 **	at Western Carolina	W 12-0
N 2 #	East Tennessee State	L 12-19
N 9	Georgia Southern	T 0-0
N 16 #	at Tusculum	W 6-0
N 23	at East Carolina	W 14-6

1936

HEAD COACH KIDD BREWER

8-1 OVERALL

3-1 NORTH STATE CONFERENCE, SECOND (\*)

4-0 SMOKY MOUNTAIN CONFERENCE, SECOND (#)

Date	Opponent	Result
S 26	Piedmont	W 115-0
O 2 *	at Lenoir-Rhyne	W 14-0
O 10 *	Guilford	W 52-0
O 17 **	Western Carolina	W 20-2
O 24	Georgia Southern	W 27-0
O 31 #	Tusculum	W 45-0
N 6 *	at Catawba	L 0-14
N 14 #	at East Tennessee State	W 23-7
N 20 #	at Cumberland	W 10-6

1937

HEAD COACH KIDD BREWER

8-1-1 OVERALL

5-0 NORTH STATE CONFERENCE CHAMPION (\*)

4-0-1 SMOKY MOUNTAIN CONFERENCE, SECOND (#)

Date	Opponent	Result
S 24 #	Cumberland	W 39-0
O 1 *	at Lenoir-Rhyne	W 12-0
O 9 #	Carson-Newman	T 0-0
O 16 #	East Tennessee State	W 28-0
O 23 *	Elon	W 31-0
O 29 #	at Tusculum	W 37-0
N 6 **	at Western Carolina	W 14-0
N 13 *	at Guilford	W 37-0
N 19 *\$	vs. Catawba	W 6-0

No Game Designation (Biloxi, Miss.)

D 3 at Southern Miss L 0-7

\$ at Hickory, N.C.

1938

HEAD COACH KIDD BREWER

9-1 OVERALL

3-1 NORTH STATE CONFERENCE, THIRD

Date	Opponent	Result
O 1	Newberry	W 7-0
O 8	at Carson-Newman	W 26-0
O 15 *	High Point	W 41-2
O 21 *\$	vs. Elon	L 6-7
O 29 *	Western Carolina	W 27-0
N 5	Tusculum	W 67-0
N 11 *	at Lenoir-Rhyne	W 7-0
N 19	at East Carolina	W 18-6
N 24	at Cumberland	W 22-0

No Game Designation (Winston-Salem, N.C.)

D 3 Moravian W 20-0

\$ at Greensboro, N.C.

1939

HEAD COACH FLUCIE STEWART

7-1-2 OVERALL

3-0-1 NORTH STATE CONFERENCE CHAMPION

Date	Opponent	Result
S 23 \$	vs. Rollins	L 7-14
S 30	Carson-Newman	W 21-0
O 6	at Newberry	T 0-0
O 13 *	Western Carolina	W 54-7
O 20 *	at High Point	W 39-0
O 28	King	W 12-0
N 4 **^	vs. Elon	W 7-6
N 10 *	at Lenoir-Rhyne	T 6-6
N 17	Georgia Southern	W 59-0
N 25 %	vs. East Carolina	W 64-0

\$ at Asheville, N.C.

^ at Greensboro, N.C.

% at Morganton, N.C.

1940

HEAD COACH R.W. "RED" WATKINS

6-4 OVERALL

2-2 NORTH STATE CONFERENCE, THIRD

Date	Opponent	Result
S 13	Tampa	W 13-6
S 20	at North Carolina	L 6-56
S 27 S	vs. Carson-Newman	W 23-6
O 4 *	Elon	L 0-7
O 11 *	Western Carolina	W 40-8
O 18	Newberry	W 9-7
O 25	King	W 28-3
N 1	at Rollins	L 0-30
N 8 *	at Lenoir-Rhyne	L 9-13
N 15 **^	vs. Guilford	W 28-0

\$ at Johnson City, Tenn.

^ at Morganton, N.C.



## 1941

HEAD COACH R.W. "RED" WATKINS

### 4-5 OVERALL

#### 2-3 NORTH STATE CONFERENCE, FOURTH

Date	Opponent	Result
S 19	at Newberry	W 14-12
S 27	Arkansas A&M	W 67-0
O 4	King	L 2-15
O 11	* Western Carolina	W 35-0
O 17	*\$ vs. Catawba	L 19-20
O 24	* at Lenoir-Rhyne	L 6-20
N 7	at Tampa	L 6-10
N 15	* at High Point	W 26-0
N 27	* at Elon	L 6-26

\$ Winston-Salem, N.C.

## 1942

HEAD COACH BEATTIE FEATHERS

### 5-2-1 OVERALL

#### 2-2 NORTH STATE CONFERENCE, THIRD

Date	Opponent	Result
S 18	at Naval Apprentice	W 16-13
O 3	\$ at Camp Davis	T 13-13
O 10	* High Point	W 27-0
O 27	* Catawba	L 0-7
O 31	* at High Point	W 44-0
N 6	Newberry	W 20-0
N 14	at Maryville	W 20-7
N 26	* at Catawba	L 0-26

\$ at Wilmington, N.C.

## 1943-44

No games due to World War II

## 1945

HEAD COACH FRANCIS HOOVER

### 1-6 OVERALL

#### 1-3 NORTH STATE CONFERENCE, THIRD

Date	Opponent	Result
S 28	at Milligan	L 7-26
O 6	Milligan	L 7-9
O 20	Oak Ridge Military Police	L 7-27
O 27	* High Point	L 12-13
O 27	* at Guilford	W 7-6
N 3	*\$ vs. Catawba	L 0-55
N 10	* at High Point	L 13-31

\$ at Winston-Salem, N.C.

## 1946

HEAD COACH FLUCIE STEWART

### 6-3 OVERALL

#### 4-1 NORTH STATE CONFERENCE, SECOND

Date	Opponent	Result
S 21	Newberry	W 28-19
O 5	* Elon	W 40-0
O 12	* High Point	W 10-6
O 19	*\$ at Catawba	L 6-28
O 26	Erskine	W 50-6
N 2	* at Lenoir-Rhyne	W 19-7
N 9	* at Western Carolina	W 42-6
N 16	at Milligan	L 0-6
N 23	at Presbyterian	L 7-14

\$ at Winston-Salem, N.C.

## 1947

HEAD COACH E.C. DUGGINS

### 9-1 OVERALL

#### 6-1 NORTH STATE CONFERENCE, SECOND

Date	Opponent	Result
S 19	*\$ at Guilford	W 23-12
S 26	at Newberry	W 18-7
O 4	* at Elon	W 21-13
O 11	* Lenoir-Rhyne	W 22-0
O 18	*\$ Catawba	L 0-19
O 25	* Atlantic Christian	W 33-6
N 1	Emory & Henry	W 19-0
N 8	* Western Carolina	W 20-0
N 15	at Milligan	W 27-0
N 27	* at High Point	W 12-7

\$ at Winston-Salem, N.C.

## 1948

HEAD COACH E.C. DUGGINS

### 8-1-1 OVERALL

#### 7-0-1 NORTH STATE CONFERENCE CHAMPION

Date	Opponent	Result
S 18	*\$ Guilford	W 21-14
S 25	*\$ vs. Western Carolina	W 14-13
O 1	* Elon	W 33-13
O 7	* at Lenoir-Rhyne	T 14-14
O 16	*\$ vs. Catawba	W 20-13
O 23	* High Point	W 40-14
O 30	at Emory & Henry	W 24-14
N 6	* East Carolina	W 47-0
N 13	* at Atlantic Christian	W 27-6

**Burley Bowl (Johnson City, Tenn.)**

N 20 West Chester State L 2-7

\$ Winston-Salem, N.C.

% Asheville, N.C.

## 1949

HEAD COACH E.C. DUGGINS

### 9-3 OVERALL

#### 6-2 NORTH STATE CONFERENCE, SECOND

Date	Opponent	Result
S 10	Naval Apprentice	W 35-0
S 17	*\$ vs. Guilford	L 12-13
S 24	* Western Carolina	L 6-13
S 30	* at Elon	W 14-0
O 6	* Lenoir-Rhyne	W 19-6
O 15	*\$ vs. Catawba	W 12-6
O 21	* at High Point	W 21-7
O 29	at Newberry	W 41-6
N 5	* at East Carolina	W 35-18
N 12	* Atlantic Christian	W 34-0
N 19	at Morris Harvey	L 12-21

**Pythian Bowl (Salisbury, N.C.)**

D 10 at Catawba W 21-7

\$ Winston-Salem, N.C.

## 1950

HEAD COACH E.C. DUGGINS

### 9-2-1 OVERALL

#### 7-0-1 NORTH STATE CONFERENCE CHAMPION

Date	Opponent	Result
S 16	*\$ Guilford	W 32-2
S 23	* at Western Carolina	W 13-6
S 30	* Elon	T 14-14
O 7	* at Lenoir-Rhyne	W 20-18
O 14	*\$ Catawba	W 9-7
O 21	* High Point	W 35-0
O 28	at Tampa	W 36-19
N 4	* East Carolina	W 20-0
N 9	at Presbyterian	W 34-7
N 11	* at Atlantic Christian	W 34-7

**Burley Bowl (Johnson City, Tenn.)**

N 23 vs. Emory & Henry L 6-26

**Pythian Bowl (Salisbury, N.C.)**

D 9 vs. West Liberty L 26-28

\$ Winston-Salem, N.C.

## 1951

HEAD COACH PRESS MULL

### 6-3 OVERALL

#### 3-3 NORTH STATE CONFERENCE, FOURTH

Date	Opponent	Result
S 15	*\$ Guilford	W 20-0
S 22	* Western Carolina	W 26-6
S 29	* at Elon	L 6-20
O 6	* Lenoir-Rhyne	L 0-20
O 13	*\$ Catawba	L 0-2
O 26	at Tampa	W 14-13
N 3	* at East Carolina	W 24-20
N 10	Erskine	W 20-0
N 17	Newberry	W 18-6

\$ Winston-Salem, N.C.

## 1952

HEAD COACH E.C. DUGGINS

### 2-6-1 OVERALL

#### 2-4 NORTH STATE CONFERENCE, FIFTH

Date	Opponent	Result
S 20	*\$ Guilford	W 13-12
S 27	*\$ vs. Western Carolina*	W 20-12
O 4	* Elon	L 7-13
O 11	* at Lenoir-Rhyne	L 12-14
O 18	*\$ Catawba	L 0-3
O 25	* at East Tennessee State	T 27-27
N 1	* East Carolina	L 19-22
N 8	at Tampa	L 0-19
N 15	Charleston (W. Va.)	L 13-34

\$ Asheville, N.C.

# Winston-Salem, N.C.

## 1953

HEAD COACH E.C. DUGGINS

### 6-4 OVERALL

#### 3-3 NORTH STATE CONFERENCE, FIFTH

Date	Opponent	Result
S 19	*\$ Guilford	L 12-14
S 26	* Western Carolina	W 7-6
O 3	* at Elon	W 21-19
O 10	* Lenoir-Rhyne	W 32-6
O 17	*\$ Catawba	L 13-14
O 24	Emory & Henry	W 14-6
O 31	* at East Carolina	L 7-40
N 7	East Tennessee State	L 19-21
N 13	at Charleston (W. Va.)	W 26-6
N 21	Tampa	W 35-12

# Winston-Salem, N.C.

## 1954

HEAD COACH E.C. DUGGINS

### 8-3 OVERALL

#### 6-0 NORTH STATE CONFERENCE CHAMPION

Date	Opponent	Result
S 18	*\$ Guilford	W 19-6
S 25	*\$ at Western Carolina	W 27-7
O 2	* Elon	W 20-6
O 9	* at Lenoir-Rhyne	W 21-14
O 16	* Catawba	W 27-13
O 23	at Emory & Henry	W 21-0
O 30	* East Carolina	W 13-7
N 13	Presbyterian	L 7-14
N 20	at Tampa	L 20-25

**Burley Bowl (Johnson City, Tenn.)**

N 25 at East Tennessee State W 28-13

**Elks Bowl (Raleigh, N.C.)**

D 11 vs. Newberry L 13-20

\$ Asheville, N.C.

# Winston-Salem, N.C.

## 1955

HEAD COACH E.C. DUGGINS

### 6-5 OVERALL

#### 3-3 NORTH STATE CONFERENCE, FOURTH

Date	Opponent	Result
S 10	Newport News Apprentice	W 46-7
S 24	* Western Carolina	L 6-7
O 1	* at Elon	W 19-0
O 8	* Lenoir-Rhyne	L 13-26
O 15	* at Catawba	W 21-19
O 22	Emory & Henry	W 26-0
O 29	* at East Carolina	L 0-13
N 5	* at Guilford	W 27-6
N 12	Presbyterian	W 35-6
N 19	at Tampa	L 0-38

**Burley Bowl (Johnson City, Tenn.)**

N 24 at East Tennessee State L 0-7



1956

HEAD COACH BOB BROOME

3-6 OVERALL

3-3 NORTH STATE CONFERENCE, THIRD

Date	Opponent	Result
S 22 *\$	vs. Western Carolina	W 19-7
S 29 *	Elon	L 7-19
O 6 *	Lenoir-Rhyne	L 0-32
O 13 *	at Catawba	L 7-14
O 20	at Emory & Henry	L 6-12
O 27 *	at East Carolina	W 22-19
N 3 *	Guilford	W 32-7
N 10	at Presbyterian	L 7-34
N 17	at Tampa	L 7-21

1957

HEAD COACH BOB BROOME

4-6 OVERALL

2-4 NORTH STATE CONFERENCE, FIFTH

Date	Opponent	Result
S 14	Presbyterian	W 20-7
S 21	East Tennessee State	L 7-20
S 28 *	Western Carolina	W 25-0
O 5 *	at Elon	L 6-21
O 12 *	at Lenoir-Rhyne	L 0-38
O 19 *	Catawba	L 0-19
O 26	at Emory & Henry	W 19-7
N 2 *	East Carolina	W 7-6
N 9 *	at Guilford	L 7-14
N 16	at Tampa	L 9-26

1958

HEAD COACH BOB BROOME

6-4 OVERALL

4-2 NORTH STATE CONFERENCE, SECOND

Date	Opponent	Result
S 20	at East Tennessee State	W 12-0
S 27 *	at Western Carolina	L 22-32
O 4 *	Elon	W 32-20
O 11 *	at Lenoir-Rhyne	L 6-28
O 18 *	Catawba	W 6-0
O 25	Emory & Henry	L 0-7
N 1 *	at East Carolina	W 15-0
N 8 *	Guilford	W 13-6
N 15	at Presbyterian	L 0-42
N 22	Tampa	W 34-26

1959

HEAD COACH BOB BREITENSTEIN

6-4 OVERALL

5-1 NORTH STATE CONFERENCE, SECOND

Date	Opponent	Result
S 19	at Emory & Henry	W 21-0
S 26 *	Western Carolina	W 14-12
O 3 *	at Elon	W 19-8
O 10 *	Lenoir-Rhyne	L 6-29
O 17 *	at Catawba	W 28-0
O 24	Carson-Newman	L 22-26
O 31 *	at East Carolina	W 28-0
N 7 *	at Guilford	W 20-9
N 14	Presbyterian	L 0-34
N 21	at Tampa	L 6-23

1960

HEAD COACH JIM DUNCAN

8-2 OVERALL

5-1 NORTH STATE CONFERENCE, SECOND

Date	Opponent	Result
S 17	Emory & Henry	W 7-0
S 24 *	at Western Carolina	W 22-6
O 1 *	Elon	W 33-13
O 8 *	at Lenoir-Rhyne	L 8-26
O 15 *	Catawba	W 12-7
O 22	at Carson-Newman	W 6-0
O 29 *	East Carolina	W 21-17
N 5 *	Guilford	W 13-0
N 12	at Wofford	L 14-23
N 19	at Tampa	W 22-15

1961

HEAD COACH JIM DUNCAN

7-3 OVERALL

5-1 NORTH STATE CONFERENCE, SECOND

Date	Opponent	Result
S 16	at Emory & Henry	W 22-6
S 23 *\$	vs. Western Carolina	W 25-12
S 30 *	at Elon	W 23-0
O 7 *%	vs. Lenoir-Rhyne	L 6-19
O 14 *	at Catawba	W 13-0
O 21 #	vs. Carson-Newman	W 22-7
O 28*&	vs. East Carolina	W 16-14
N 4 *	at Guilford	W 22-0
N 11	at Presbyterian	L 7-21
N 18	at Tampa	L 0-14

\$ Asheville, N.C.  
% Charlotte, N.C.  
# Lenoir, N.C.  
& Hickory, N.C.

1962

HEAD COACH JIM DUNCAN

4-4-2 OVERALL

2-1-2 NORTH STATE CONFERENCE, THIRD

Date	Opponent	Result
S 15	Emory & Henry	L 3-6
S 22 *\$	vs. Western Carolina	T 6-6
S 29 *	Elon	W 27-12
O 6 *	at Lenoir-Rhyne	L 0-6
O 13 *	Catawba	T 21-21
O 20	at Carson-Newman	L 0-3
O 27	at East Carolina	L 16-29
N 3 *	Guilford	W 28-6
N 10	at Presbyterian	W 21-0
N 24	at Tampa	W 9-7

\$ Asheville, N.C.

1963

HEAD COACH JIM DUNCAN

6-3 OVERALL

4-1 CAROLINAS CONFERENCE, THIRD

Date	Opponent	Result
S 14	at Wofford	L 14-21
S 21 *	Newberry	W 14-0
S 28 *	Western Carolina	W 14-3
O 5 *	at Elon	L 13-16
O 12 *	Lenoir-Rhyne	W 20-6
O 19 *	at Catawba	W 36-33
O 26	Carson-Newman	W 24-0
N 2	at Northwestern State	L 20-33
N 16	at Emory & Henry	W 21-18

1964

HEAD COACH JIM DUNCAN

6-3 OVERALL

3-2 CAROLINAS CONFERENCE, THIRD

Date	Opponent	Result
S 19 *	at Newberry	W 20-6
S 26 *	at Western Carolina	W 27-10
O 3 *	Elon	L 7-28
O 10 *	at Lenoir-Rhyne	L 7-14
O 17 *	Catawba	W 40-20
O 24	at Carson-Newman	W 10-7
O 31	Wofford	W 10-0
N 7	at Presbyterian	L 21-23
N 14	Emory & Henry	W 21-14

1965

HEAD COACH CARL MESSERE

5-5 OVERALL

3-3 CAROLINAS CONFERENCE, FIFTH

Date	Opponent	Result
S 18 *	Newberry	W 10-7
S 25 *	Western Carolina	L 0-7
O 2 *	at Elon	W 9-0
O 9 *	Lenoir-Rhyne	L 6-23
O 16 *	at Catawba	L 7-32
O 23	Carson-Newman	W 17-7
O 30	at Wofford	L 14-22
N 6 *	Presbyterian	W 26-10
N 13	at Emory & Henry	W 28-10
N 25	at Southeast Louisiana	L 6-54

1966

HEAD COACH CARL MESSERE

3-6-1 OVERALL

2-5 CAROLINAS CONFERENCE, SEVENTH

Date	Opponent	Result
S 17 *	at Newberry	L 14-15
S 24 *	at Western Carolina	W 35-33
O 1 *	Elon	W 8-2
O 8 *	at Lenoir-Rhyne	L 7-28
O 15 *	Catawba	L 17-18
O 22	at Carson-Newman	T 14-14
O 29	Wofford	W 14-12
N 5 *	at Presbyterian	L 17-21
N 12	Emory & Henry	L 6-21
N 24 *	at Guilford	L 13-16

1967

HEAD COACH CARL MESSERE

7-3 OVERALL

5-2 CAROLINAS CONFERENCE, SECOND

Date	Opponent	Result	Atten.
S 16 *	Newberry	W 21-12	5,000
S 23 *	Western Carolina	L 0-21	
S 30 *	at Elon	W 34-13	3,500
O 7 *	Lenoir-Rhyne	L 6-56	5,514
O 14 *	at Catawba	W 19-7	3,000
O 21	Carson-Newman	W 18-14	6,000
O 28	at Wofford	L 24-27	
N 4 *	Presbyterian	W 57-18	
N 11	at Emory & Henry	W 26-25	
N 23 *	at Guilford	W 21-19	

1968

HEAD COACH CARL MESSERE

8-2 OVERALL

INDEPENDENT

Date	Opponent	Result	Atten.
S 21	at Newberry	W 55-14	4,000
S 28	at Western Carolina	W 28-14	5,500
O 5	Elon	W 70-26	6,500
O 12	at Lenoir-Rhyne	W 41-28	12,500
O 19	Catawba	W 41-14	7,224
O 26	at Carson-Newman	L 28-35	6,000
N 2	Wofford	W 47-28	3,800
N 9	at Presbyterian	W 42-6	2,000
N 16	Emory & Henry	L 28-34	5,153
N 23	Guilford	W 29-22	4,500

1969

HEAD COACH CARL MESSERE

6-5 OVERALL

INDEPENDENT

Date	Opponent	Result	Atten.
S 13	at East Tennessee State	L 16-18	
S 20	at Emory & Henry	W 41-0	
S 27	Western Carolina	L 7-35	
O 4	at Elon	W 26-20	
O 11	Lenoir-Rhyne	L 17-24	
O 18	at Catawba	W 42-27	3,500
O 25	Carson-Newman	W 24-15	7,500
N 1	at Wofford	L 21-35	
N 8	Presbyterian	L 25-27	
N 15	at Samford	W 49-36	
N 22	Guilford	W 24-13	3,000

1970

HEAD COACH CARL MESSERE

5-5 OVERALL

INDEPENDENT

Date	Opponent	Result	Atten.
S 19	at Guilford	W 35-27	
S 26	at Western Carolina	W 17-10	
O 3	Elon	W 21-0	
O 10	at Lenoir-Rhyne	L 12-21	
O 17	Catawba	W 48-21	
O 24	at Carson-Newman	W 15-14	
O 31	East Tennessee State	L 7-9	5,000
N 7	Samford	L 35-42	
N 14	Wofford	L 13-37	7,000
N 21	at Troy	L 0-42	



ALL-TIME RESULTS

## 1971

### HEAD COACH JIM BRAKEFIELD

#### 7-3-1 OVERALL

#### INDEPENDENT

Date	Opponent	Result	Atten.
S 11	at Furman	T 0-0	
S 18	at East Tennessee St.	W 28-24	
S 25	Western Carolina	L 0-26	9,500
O 2	vs. Davidson	W 35-10	
O 9	Lenoir-Rhyne	W 14-0	
O 16	Catawba	W 55-21	
O 23	Bluefield State (Va.)	W 49-0	1,000
O 30	at Wofford	L 16-26	6,500
N 6	North Alabama	W 59-6	5,000
N 13	at Eastern Kentucky	L 14-28	13,250
N 20	at Elon	W 14-10	

§ Charlotte, N.C.

## 1972

### HEAD COACH JIM BRAKEFIELD

#### 5-5-1 OVERALL

#### 0-3-1 SOUTHERN CONFERENCE, EIGHTH

Date	Opponent	Result	Atten.
S 9	at Western Kentucky	W 7-6	15,200
S 16	* The Citadel	L 21-28	8,000
S 23	* at East Carolina	L 7-35	16,410
S 30	* Furman	L 17-20	8,500
O 7	* at Davidson	T 10-10	4,000
O 14	at South Carolina	L 7-41	36,865
O 21	at Lenoir-Rhyne	W 42-13	9,000
O 28	East Tennessee State	W 35-34	6,500
N 4	North Alabama	W 17-3	5,750
N 11	Eastern Kentucky	W 55-7	5,000
N 18	at Western Carolina	L 21-35	6,500

## 1973

### HEAD COACH JIM BRAKEFIELD

#### 3-7-1 OVERALL

#### 2-2 SOUTHERN CONFERENCE, FIFTH

Date	Opponent	Result	Atten.
S 8	Western Kentucky	L 7-42	8,250
S 15	* at Furman	L 0-17	15,000
S 22	at Western Carolina	L 14-23	9,200
S 29	* Davidson	W 24-8	10,650
O 6	Lenoir-Rhyne	T 14-14	8,100
O 13	at East Tennessee State	L 11-19	8,152
O 20	Wofford	W 28-21	5,500
O 27	* The Citadel	W 31-6	7,855
N 3	at North Alabama	L 7-21	5,500
N 10	at South Carolina	L 14-35	33,705
N 17	* at East Carolina	L 14-49	14,181

## 1974

### HEAD COACH JIM BRAKEFIELD

#### 6-5 OVERALL

#### 4-1 SOUTHERN CONFERENCE, SECOND

Date	Opponent	Result	Atten.
S 7	East Tennessee State	W 16-7	8,500
S 14	Middle Tennessee State	W 18-7	9,500
S 21	* at Davidson	W 30-0	7,600
S 28	Western Carolina	L 17-21	13,500
O 5	at Tennessee Tech	L 14-24	7,000
O 12	at Lenoir-Rhyne	L 10-31	10,500
O 19	* East Carolina	W 23-21	11,250
O 26	* at The Citadel	L 17-28	13,250
N 2	* Furman	W 27-3	12,291
N 9	at South Carolina	L 18-21	32,285
N 16	* at Richmond	W 14-13	10,000

## 1975

### HEAD COACH JIM BRAKEFIELD

#### 8-3 OVERALL

#### 3-2 SOUTHERN CONFERENCE, THIRD

Date	Opponent	Result	Atten.
S 13	* East Carolina	W 41-25	13,781
S 20	at Wake Forest	W 19-17	24,300
S 27	* at Furman	L 23-30	12,000
O 4	Tennessee Tech	W 17-10	10,892
O 11	at East Tennessee State	W 44-21	8,172
O 18	Lenoir-Rhyne	W 52-28	13,017
O 25	* Richmond	L 17-24	14,195
N 1	* at The Citadel	W 22-17	18,485
N 8	at South Carolina	W 39-34	47,489
N 15	at Western Carolina	L 11-20	10,250
N 22	* Davidson	W 52-7	8,691

## 1976

### HEAD COACH JIM BRAKEFIELD

#### 6-4-1 OVERALL

#### 2-2-1 SOUTHERN CONFERENCE, THIRD

Date	Opponent	Result	Atten.
S 4	at South Carolina	L 10-21	44,536
S 11	East Tennessee State	W 44-3	12,330
S 18	* at VMI	W 31-12	6,600
S 25	Wofford	W 42-0	10,120
O 2	Western Carolina	W 24-17	15,068
O 9	* Furman	T 14-14	8,240
O 16	at Lenoir-Rhyne	W 45-7	8,300
O 23	at Ball State	L 7-20	3,325
O 30	* The Citadel	W 31-13	12,208
N 6	* at William & Mary	L 22-23	10,000
N 20	* at East Carolina	L 7-35	15,335

## 1977

### HEAD COACH JIM BRAKEFIELD

#### 2-9 OVERALL

#### 1-4 SOUTHERN CONFERENCE, SIXTH

Date	Opponent	Result	Atten.
S 3	at South Carolina	L 17-32	50,114
S 17	* Chattanooga	L 7-14	12,230
S 24	at Richmond	L 13-21	13,000
O 1	* Marshall	W 28-20	10,150
O 8	* at East Tennessee State	L 20-38	8,500
O 15	Lenoir-Rhyne	W 35-21	10,420
O 22	* at Furman	L 20-28	9,500
O 29	Ball State	L 7-38	12,813
N 5	East Carolina	L 14-45	10,419
N 12	* at The Citadel	L 20-28	10,420
N 19	* at Western Carolina	L 14-44	12,015

## 1978

### HEAD COACH JIM BRAKEFIELD

#### 7-4 OVERALL

#### 4-2 SOUTHERN CONFERENCE, THIRD

Date	Opponent	Result	Atten.
S 9	Wofford	W 35-14	11,250
S 16	* at Marshall	W 28-7	15,768
S 23	Richmond	W 24-19	8,416
S 30	* Furman	L 34-52	13,150
O 7	* at Chattanooga	L 14-72	10,501
O 14	at Lenoir-Rhyne	W 49-28	7,500
O 21	* The Citadel	W 42-14	11,130
O 28	East Tennessee State	L 34-35	14,471
N 4	at East Carolina	L 8-33	19,726
N 11	* at VMI	W 31-10	4,600
N 18	* at Western Carolina	W 39-13	12,232

## 1979

### HEAD COACH JIM BRAKEFIELD

#### 3-8 OVERALL

#### 3-4 SOUTHERN CONFERENCE, FIFTH

Date	Opponent	Result	Atten.
S 8	at Wake Forest	L 22-30	26,500
S 15	at Virginia Tech	L 32-41	30,300
S 22	* Western Carolina	W 35-27	17,124
S 29	* at The Citadel	L 23-24	17,850
O 6	* Chattanooga	L 21-24	16,255
O 13	* VMI	L 22-27	7,624
O 20	* at Furman	L 17-31	13,287
O 27	* at East Tennessee State	W 24-10	12,469
N 3	East Carolina	L 21-38	13,815
N 10	William & Mary	L 0-9	4,820
N 17	* Marshall	W 45-7	8,875

## 1980

### HEAD COACH MIKE WORKING

#### 6-4-1 OVERALL

#### 4-2-1 SOUTHERN CONFERENCE, THIRD

Date	Opponent	Result	Atten.
S 6	at James Madison	W 34-6	7,100
S 13	* The Citadel	W 17-14	15,250
S 20	* at Chattanooga	L 7-14	11,000
S 27	* East Tennessee State	W 42-15	14,160
O 4	* at Marshall	W 23-6	14,010
O 11	at North Carolina State	L 14-17	41,800
O 18	Lenoir-Rhyne	W 57-25	11,500
O 25	* Furman	L 20-21	14,200
N 1	* Western Carolina	W 27-24	15,850
N 8	* at VMI	T 16-16	4,700
N 22	at Wake Forest	L 16-28	23,000

## 1981

### HEAD COACH MIKE WORKING

#### 3-7-1 OVERALL

#### 1-5-1 SOUTHERN CONFERENCE, SEVENTH

Date	Opponent	Result	Atten.
S 5	Lenoir-Rhyne	W 48-9	12,150
S 12	James Madison	W 45-0	9,200
S 19	* Chattanooga	W 31-14	16,300
S 26	* at The Citadel	L 20-34	17,250
O 3	at Wake Forest	L 14-15	24,500
O 10	* at Furman	L 18-22	19,058
O 17	* VMI	T 14-14	18,830
O 24	at Virginia Tech	L 12-34	45,200
N 7	* Marshall	L 10-17	8,280
N 14	* at East Tennessee St.	L 14-21	7,123
N 21	* at Western Carolina	L 10-21	11,218

## 1982

### HEAD COACH MIKE WORKING

#### 4-7 OVERALL

#### 3-4 SOUTHERN CONFERENCE, FOURTH

Date	Opponent	Rk.	Result	Atten.
S 11	at James Madison	-/-	L 35-39	7,750
S 18	* Furman	-/-	L 21-27	15,500
S 25	at Wake Forest	-/-	L 22-31	29,100
O 2	* The Citadel	-/-	W 48-22	15,800
O 9	* at Marshall	-/-	W 21-13	9,117
O 16	Lenoir-Rhyne	-/-	W 49-0	11,250
O 23	at Virginia Tech	-/-	L 0-34	37,400
O 30	* East Tennessee State	-/-	W 29-13	16,150
N 6	* at Chattanooga	-/18	L 7-50	8,787
N 13	* at VMI	-/-	L 14-31	3,700
N 20	* Western Carolina	-/-	L 24-26	6,150

## 1983

### HEAD COACH MACK BROWN

#### 6-5 OVERALL

#### 4-3 SOUTHERN CONFERENCE, FOURTH

Date	Opponent	Rank	Result	Atten.
S 3	at Wake Forest	-/-	W 27-25	25,711
S 10	James Madison	-/-	L 20-24	12,240
S 17	* VMI	-/-	W 31-0	14,128
S 24	* at The Citadel	-/-	W 27-16	15,795
O 1	* at E. Tennessee St.	10/22	W 27-11	9,565
O 8	* Chattanooga	10/-	L 9-30	13,264
O 15	Gardner-Webb	18/-	W 21-17	16,621
O 22	* at Furman	-/8	L 0-49	14,973
N 5	at NC State	-/-	L 7-33	40,800
N 12	* Marshall	-/-	W 28-19	8,112
N 19	* at Western Carolina	-/13	L 15-41	13,924



1984

HEAD COACH SPARKY WOODS

4-7 OVERALL

2-5 SOUTHERN CONFERENCE, SEVENTH

Date	Opponent	Rank	Result	Atten.
S 1	at Clemson	-/4	L 7-40	74,000
S 8	at Western Kentucky	-/-	W 17-16	14,000
S 15	at Wake Forest	-/-	L 13-17	22,700
S 22	* East Tennessee St.	-/-	W 14-0	14,120
S 29	* at VMI	-/-	L 16-20	5,400
O 6	* Western Carolina	-/-	L 7-34	18,629
O 13	* at Marshall	-/-	L 7-35	14,529
O 20	* Furman	-/6	W 21-14	17,285
O 27	* The Citadel	-/-	L 5-21	9,852
N 10	* at Chattanooga	-/-	L 20-21	3,620
N 17	South Carolina St.	-/-	W 24-0	8,142

1985

HEAD COACH SPARKY WOODS

8-3 OVERALL

6-1 SOUTHERN CONFERENCE, SECOND

Date	Opponent	Rank	Result	Atten.
S 7	at South Carolina	-/18	L 13-20	73,100
S 14	Western Kentucky	-/-	W 31-14	13,707
S 21	* at The Citadel	-/-	W 14-3	16,246
S 28	at Wake Forest	16/-	L 21-24	27,300
O 12	* Chattanooga	-/-	W 25-0	20,284
O 19	James Madison	19/-	W 36-0	14,007
O 26	* at Furman	15/5	L 7-21	12,224
N 2	* VMI	-/-	W 26-10	4,600
N 9	* at Western Carolina	-/-	W 27-14	12,218
N 16	* Marshall	-/20	W 40-0	8,355
N 23	* at E. Tennessee St.	16/-	W 20-3	7,450

NCAA Final Poll - 12th

1986

HEAD COACH SPARKY WOODS

9-2-1 OVERALL

6-0-1 SOUTHERN CONFERENCE CHAMPION

Date	Opponent	Rank	Result	Atten.
A 30	* Western Carolina	-/-	W 17-13	22,618
S 6	at Wake Forest	-/-	L 13-21	28,700
S 13	* East Tennessee State	-/-	W 40-14	14,700
S 27	* The Citadel	10/-	W 33-10	20,800
O 4	Davidson	8/-	W 63-6	21,217
O 11	* at Chattanooga	6/-	W 20-15	9,044
O 18	at James Madison	6/-	W 21-20	12,600
O 25	* Furman	5/18	T 17-17	9,878
N 8	* at Marshall	7/17	W 27-17	12,285
N 15	* at VMI	7/-	W 19-6	3,000
N 22	North Carolina A&T	7/13	W 55-9	14,700

NCAA Division I-AA Playoffs

N 29	Nicholls St.	6/12	L 26-28	6,250
------	--------------	------	---------	-------

NCAA Final Poll - 6th/TSN Final Poll - 5th

1987

HEAD COACH SPARKY WOODS

11-3 OVERALL

7-0 SOUTHERN CONFERENCE CHAMPION

Date	Opponent	Rank	Result	Atten.
S 5	at South Carolina	-/-	L 3-24	68,830
S 12	James Madison	-/-	W 17-10	12,862
S 19	* VMI	7/-	W 27-10	13,911
S 26	at Wake Forest	4/-	L 12-16	33,400
O 10	Liberty	4/-	W 24-6	13,715
O 17	* at Furman	3/-	W 16-8	13,147
O 24	* Chattanooga	2/17	W 17-3	23,727
O 31	* at East Tennessee State	2/-	W 28-9	5,767
N 7	* Marshall	2/18	W 17-10	14,306
N 14	* at The Citadel	2/-	W 27-17	17,349
N 21	* at Western Carolina	2/-	W 33-13	11,154

NCAA Division I-AA Playoffs

N 28	Richmond	2/17	W 20-3	4,138
D 5	Georgia Southern	2/6	W 19-0	9,229
D 12	Marshall	2/14	L 10-24	14,621

NCAA Final Poll - 2nd/TSN Final Poll - 2nd

1988

HEAD COACH SPARKY WOODS

6-4-1 OVERALL

4-3 SOUTHERN CONFERENCE, FOURTH

Date	Opponent	Rank	Result	Atten.
S 3	* The Citadel	3/-	W 38-14	13,428
S 10	at James Madison	3/16	W 17-14	9,250
S 24	Gardner-Webb	2/-	W 39-10	18,262
O 1	at South Carolina	2/8	L 9-35	71,380
O 8	* at VMI	3/-	W 34-20	4,700
O 15	* Furman	3/20	L 9-24	25,301
O 22	* East Tennessee State	13/-	W 51-3	8,106
O 29	* at Marshall	11/2	L 27-30	16,447
N 5	* Western Carolina	16/-	W 42-21	12,375
N 12	* at Chattanooga	16/-	L 24-28	4,212
N 19	at Wake Forest	-/-	T 34-34	21,050

1989

HEAD COACH JERRY MOORE

9-3 OVERALL

5-2 SOUTHERN CONFERENCE, SECOND

Date	Opponent	Rank	Result	Atten.
S 2	Gardner-Webb	-/-	W 43-7	12,872
S 9	at Wake Forest	-/-	W 15-10	30,200
S 16	* at The Citadel	-/-	L 13-23	17,118
S 23	James Madison	20/13	W 23-14	10,060
S 30	* at East Tennessee State	11/-	W 20-14	6,888
O 7	* VMI	9/-	W 34-0	12,379
O 14	* at Furman	8/5	L 6-31	13,435
O 28	* Chattanooga	15/-	W 41-7	20,122
N 4	* Marshall	10/19	W 28-7	11,212
N 11	Catawba	7/-	W 31-20	10,005
N 18	* at Western Carolina	7/-	W 31-20	13,118

NCAA Division I-AA Playoffs

N 25	at M. Tennessee St.	7/10	L 21-24	5,000
------	---------------------	------	---------	-------

NCAA Final Poll - 7th/TSN Final Poll - 7th

1990

HEAD COACH JERRY MOORE

6-5 OVERALL

5-2 SOUTHERN CONFERENCE, SECOND

Date	Opponent	Rank	Result	Atten.
S 1	* East Tennessee State	-/-	W 34-24	14,830
S 8	at Wake Forest	-/-	L 12-23	28,732
S 22	at Clemson	16/17	L 0-48	77,000
S 29	* The Citadel	-/9	W 27-9	18,281
O 6	at North Carolina State	-/-	L 0-56	46,000
O 13	* Furman	-/9	L 7-30	13,842
O 20	* Western Carolina	-/-	W 27-9	21,412
O 27	* at Chattanooga	-/20	W 23-17	7,527
N 3	* at Marshall	-/-	L 0-50	12,047
N 10	* at VMI	-/-	W 17-0	4,463
N 17	at James Madison	-/-	W 24-0	3,786

1991

HEAD COACH JERRY MOORE

8-4 OVERALL

6-1 SOUTHERN CONFERENCE CHAMPION

Date	Opponent	Rank	Result	Atten.
A 31	* Marshall	-/14	W 9-3	17,671
S 7	at Clemson	-/8	L 0-34	72,000
S 14	* VMI	-/-	W 24-19	10,731
S 21	James Madison	19/-	L 8-31	13,467
S 28	* Chattanooga	-/10	W 42-7	18,711
O 5	at Wake Forest	-/-	W 17-3	28,234
O 12	* at East Tennessee State	17/-	W 21-14	5,416
O 19	* at Furman	16/9	W 26-23 <sup>OT</sup>	13,082
N 2	* at The Citadel	10/-	L 10-17	20,071
N 9	Mississippi College	20/-	W 31-23	17,231
N 16	* at Western Carolina	18/-	W 24-14	11,633

NCAA Division I-AA Playoffs

N 30	at Eastern Kentucky	17/2	L 3-14	2,750
------	---------------------	------	--------	-------

NCAA Final Poll - 17th/TSN Final Poll - 10th

1992

HEAD COACH JERRY MOORE

7-5 OVERALL

5-2 SOUTHERN CONFERENCE, SECOND

Date	Opponent	Rank	Result	Atten.
S 5	at NC State	17/18	L 10-35	41,095
S 12	at Wake Forest	17/-	L 7-10	24,387
S 26	* East Tennessee State	-/-	W 38-14	21,611
O 3	* The Citadel	-/-	L 0-25	24,233
O 10	at James Madison	-/-	W 27-21	14,000
O 17	* at VMI	-/-	W 27-12	7,600
O 24	* Furman	-/-	L 13-16	16,971
O 31	* at Chattanooga	-/-	W 37-13	2,931
N 7	* at Marshall	-/-	W 37-34	21,497
N 14	North Carolina A&T	-/-	W 42-6	12,687
N 21	* Western Carolina	18/-	W 14-12	17,687

NCAA Division I-AA Playoffs

N 28	at M. Tennessee St.	16/-	L 10-35	4,000
------	---------------------	------	---------	-------

NCAA Final Poll - 16th/TSN Final Poll - 16th

1993

HEAD COACH JERRY MOORE

4-7 OVERALL

4-4 SOUTHERN CONFERENCE, FOURTH

Date	Opponent	Rank	Result	Atten.
S 4	at North Carolina A&T	18/25	L 10-22	10,700
S 11	Liberty	-/25	L 14-20	12,867
S 18	at Wake Forest	-/-	L 3-20	26,918
S 25	* at The Citadel	-/-	L 14-27	15,001
O 2	* East Tennessee State	-/-	W 20-16	19,111
O 9	* at Furman	-/-	L 21-27	12,707
O 16	* Georgia Southern	-/6	L 28-34	10,939
O 23	* at Marshall	-/4	L 3-35	25,175
O 30	* Chattanooga	-/-	W 39-14	9,546
N 13	* Western Carolina	-/16	W 20-16	14,767
N 20	* at VMI	-/-	W 35-21	3,533

1994

HEAD COACH JERRY MOORE

9-4 OVERALL

6-2 SOUTHERN CONFERENCE, SECOND

Date	Opponent	Rank	Result	Atten.
S 10	at Wake Forest	-/-	L 10-12	25,067
S 17	North Carolina A&T	-/-	W 45-0	11,612
S 24	* The Citadel	-/-	W 56-14	14,631
O 1	* at E. Tennessee State	-/-	W 30-13	7,986
O 8	* Furman	21/-	W 30-6	13,661
O 15	* at Georgia Southern	18/-	L 31-34	12,552
O 22	* Marshall	24/1	W 24-14	19,781
O 29	* at Chattanooga	15/-	W 30-16	5,929
N 5	Liberty	13/-	W 41-40	19,468
N 12	* at Western Carolina	12/18	W 12-7	15,247
N 19	* VMI	10/-	L 23-26 <sup>OT</sup>	10,371

NCAA Division I-AA Playoffs

N 26	at New Hampshire	17/12	W 17-10 <sup>OT</sup>	7,329
------	------------------	-------	-----------------------	-------

D 3	at Boise State	17/3	L 14-17	15,302
-----	----------------	------	---------	--------

TSN Final Poll - 9th

1995

HEAD COACH JERRY MOORE

12-1 OVERALL

8-0 SOUTHERN CONFERENCE CHAMPION

Date	Opponent	Rank	Result	Atten.
A 31	at Wake Forest	6/-	W 24-22	21,831
S 9	Edinboro	2/-	W 44-7	15,123
S 16	at North Carolina A&T	2/-	W 38-31	10,001
S 30	* East Tennessee State	2/-	W 30-23	16,627
O 7	* at Furman	2/-	W 41-28	11,245
O 14	* Georgia Southern	2/13	W 27-17	8,797
O 21	* at Marshall	2/3	W 10-3	26,982
O 28	* Chattanooga	2/-	W 31-18	18,327
N 4	* at VMI	2/-	W 26-24	6,207
N 11	* Western Carolina	2/-	W 28-3	10,927
N 18	* at The Citadel	2/-	W 28-24	9,256

NCAA Division I-AA Playoffs

N 25	James Madison	2/13	W 31-24	9,467
------	---------------	------	---------	-------

D 2	Stephen F. Austin	2/5	L 17-27	8,941
-----	-------------------	-----	---------	-------

TSN Final Poll - 5th



ALL-TIME RESULTS

## 1996

HEAD COACH JERRY MOORE

### 7-4 OVERALL

#### 5-3 SOUTHERN CONFERENCE, FOURTH

Date	Opponent	Rank	Result	Atten.
A 29	at Wake Forest	4/-	L 13-19	21,129
S 7	Tennessee Tech	7/-	W 16-3	14,383
S 21	at Eastern Kentucky	5/25	W 21-14	4,800
S 28	* The Citadel	4/-	W 34-20	13,231
O 5	* at E. Tennessee State	4/-	L 10-31	10,416
O 12	* Furman	14/13	L 14-20	12,111
O 19	* at Georgia Southern	21/-	W 35-28	11,074
O 26	* Marshall	20/1	L 10-24	23,458
N 2	* at Chattanooga	-/-	W 20-6	6,487
N 16	* at Western Carolina	-/-	W 24-17	11,316
N 23	* VMI	25/-	W 26-14	8,260

TSN Final Poll - 22nd

## 1997

HEAD COACH JERRY MOORE

### 7-4 OVERALL

#### 6-2 SOUTHERN CONFERENCE, SECOND

Date	Opponent	Rank	Result	Atten.
S 6	at Clemson	11/18	L 12-23	62,000
S 20	Eastern Kentucky	9/-	W 27-23	11,602
S 27	* at The Citadel	6/-	W 40-15	6,093
O 4	* East Tennessee State	6/14	L 28-51	12,631
O 11	* at Furman	14/-	L 22-24	9,686
O 18	* Georgia Southern	-/9	W 24-12	13,887
O 25	* at Wofford	22/-	W 26-21	8,155
N 1	* Chattanooga	18/23	W 41-7	16,761
N 8	* at VMI	17/-	W 42-7	4,298
N 15	* Western Carolina	15/-	W 13-7	9,989
N 22	Liberty	15/25	L 19-25	8,712

TSN Final Poll - 22nd/ESPN 22nd

## 1998

HEAD COACH JERRY MOORE

### 10-3 OVERALL

#### 6-2 SOUTHERN CONFERENCE, SECOND

Date	Opponent	Rank	Result	Atten.
S 5	Liberty	-/-	W 28-19	13,161
S 12	* at E. Tennessee St.	17/19	W 22-17	7,791
S 26	* The Citadel	14/-	W 26-11	10,261
O 3	at Wake Forest	10/-	W 30-27 <sup>OT</sup>	26,885
O 10	* Furman	4/20	W 26-13	15,883
O 17	* at Georgia Southern	3/2	L 24-37	20,353
O 24	* Wofford	7/-	W 31-6	16,883
O 31	* at Chattanooga	6/-	W 28-7	5,231
N 7	* VMI	4/-	W 51-0	18,391
N 14	at Eastern Kentucky	4/-	W 19-0	5,200
N 21	* at Western Carolina	3/-	L 6-23	13,785

#### NCAA Division I-AA Playoffs

N 28	Tennessee State	7/13	W 45-31	3,885
D 5	at Northwestern St.	7/2	L 20-31	10,817

TSN Final Poll - 6th/ESPN Final Poll - 6th

## 1999

HEAD COACH JERRY MOORE

### 9-3 OVERALL

#### 7-1 SOUTHERN CONFERENCE CHAMPION

Date	Opponent	Rank	Result	Atten.
S 4	at Auburn	4/-	L 15-22	78,128
S 11	Eastern Kentucky	4/23	W 34-20	14,861
S 25	* at The Citadel	3/-	W 51-0	12,539
O 2	* East Tennessee State	3/13	W 23-19	24,343
O 9	* at Furman	3/25	L 21-35	13,052
O 16	* Georgia Southern	11/1	W 17-16	19,891
O 23	* at Wofford	6/-	W 21-20	8,249
O 30	* Chattanooga	6/-	W 62-14	13,711
N 6	* at VMI	6/-	W 34-7	4,710
N 13	* Western Carolina	5/-	W 34-10	18,971
N 20	at Liberty	3/-	W 28-12	7,313

#### NCAA Division I-AA Playoffs

N 27	Florida A&M	4/13	L 29-44	6,837
------	-------------	------	---------	-------

TSN Final Poll - T-9th/ESPN Poll - 9th

## 2000

HEAD COACH JERRY MOORE

### 10-4 OVERALL

#### 6-2 SOUTHERN CONFERENCE, SECOND

Date	Opponent	Rank	Result	Atten.
A 31	at Wake Forest	6/-	W 20-16	26,853
S 9	Troy	4/2	L 28-34	16,631
S 23	* The Citadel	8/-	W 61-14	16,997
S 30	* at East Tennessee State	7/-	W 30-13	7,092
O 7	* Furman	8/6	W 18-17	11,671
O 14	* at Georgia Southern	5/1	L 28-34	21,899
O 21	* Wofford	8/-	W 42-16	17,647
O 28	* at Chattanooga	6/-	L 27-30	4,012
N 4	* VMI	15/-	W 52-0	8,617
N 11	* at Western Carolina	14/-	W 35-28	10,207
N 18	Liberty	14/-	W 34-13	6,531

#### NCAA Division I-AA Playoffs

N 25	at Troy	14/3	W 33-30	4,916
D 2	at Western Kentucky	14/7	W 17-14	5,100
D 9	at Montana	14/1	L 16-19 <sup>OT</sup>	17,401

TSN Final Poll (2000) - 4th/ESPN Poll - 4th

## 2001

HEAD COACH JERRY MOORE

### 9-4 OVERALL

#### 6-2 SOUTHERN CONFERENCE, SECOND

Date	Opponent	Rank	Result	Atten.
S 1	Liberty	5/-	W 46-26	10,331
S 8	at Wake Forest	3/-	L 10-20	29,127
S 22	* at The Citadel	5/-	W 8-6	15,107
S 29	* East Tennessee State	6/-	W 33-14	16,567
O 6	* at Furman	5/3	L 22-28	14,411
O 13	* Georgia Southern	8/1	L 18-27	15,331
O 20	* at Wofford	12/-	W 34-23	9,419
O 27	* Chattanooga	12/-	W 51-14	15,337
N 3	* at VMI	11/-	W 27-17	5,353
N 10	* Western Carolina	9/-	W 34-24	17,779
N 17	West Virginia Tech	9/-	W 64-14	5,353

#### NCAA Division I-AA Playoffs

D 1	William & Mary	8/17	W 40-27	5,279
D 8	at Georgia Southern	8/2	L 24-38	9,352

TSN Final Poll - 4th/ESPN Poll - 6th

## 2002

HEAD COACH JERRY MOORE

### 8-4 OVERALL

#### 6-2 SOUTHERN CONFERENCE, SECOND

Date	Opponent	Rank	Result	Atten.
A 31	at Marshall	2/19(I-A)	L 17-50	31,042
S 14	Eastern Kentucky	5/16	W 36-28	11,211
S 21	at Liberty	5/-	W 29-22	8,173
S 28	* The Citadel	5/-	W 37-28	17,381
O 5	* at E. Tennessee State	4/-	W 29-10	8,304
O 12	* Furman	4/5	W 16-15	15,331
O 19	* at Georgia Southern	3/13	L 20-36	15,146
O 26	* Wofford	8/25	L 19-26	17,297
N 2	* at Chattanooga	14/-	W 20-17	7,139
N 9	* VMI	14/-	W 54-13	17,779
N 16	* at Western Carolina	8/-	W 24-14	10,321

#### NCAA Division I-AA Playoffs

N 30	Maine	5/7	L 13-14	4,311
------	-------	-----	---------	-------

TSN Final Poll - 10th/ESPN Poll - 14th

## 2003

HEAD COACH JERRY MOORE

### 7-4 OVERALL

#### 6-2 SOUTHERN CONFERENCE, SECOND

Date	Opponent	Rank	Result	Atten.
A 30	at Hawaii	9/-	L 17-40	42,996
S 6	at Eastern Kentucky	11/-	L 7-35	14,400
S 20	Morehead State	-/-	W 24-21	16,811
S 27	* at The Citadel	-/-	L 21-24	13,569
O 4	* East Tennessee State	-/-	W 21-7	19,421
O 11	* at Furman	-/5	W 13-10	12,112
O 18	* Georgia Southern	-/10	W 28-21	13,879
O 25	* at Wofford	-/6	L 14-24	10,129
N 1	* Chattanooga	-/-	W 47-7	8,753
N 8	* at Elon	-/-	W 34-12	10,379
N 15	* Western Carolina	-/-	W 26-18	14,443

## 2004

HEAD COACH JERRY MOORE

### 6-5 OVERALL

#### 4-3 SOUTHERN CONFERENCE, THIRD

Date	Opponent	Rank	Result	Atten.
S 4	at Wyoming	20/-	L 7-53	13,205
S 11	Eastern Kentucky	24/20	W 49-21	12,353
S 18	* The Citadel	20/-	W 28-14	8,931
S 25	at Northwestern St.	17/19	L 35-40	10,282
O 2	Texas State	24/-	W 41-34	13,619
O 9	* Furman	21/2	W 30-29	15,311
O 16	* at Georgia Southern	15/2	L 7-54	22,421
O 23	* Wofford	23/5	W 38-17	19,777
O 30	* at Chattanooga	17/-	L 56-59	4,486
N 6	* Elon	-/-	W 48-7	11,347
N 13	* at Western Carolina*	-/-	L 27-30	14,714

## 2005

HEAD COACH JERRY MOORE

### 12-3 OVERALL

#### 6-1 SOUTHERN CONFERENCE CHAMPION, NCAA DIVISION I-AA NATIONAL CHAMPION

Date	Opponent	Rank	Result	Atten.
S 3	at Eastern Kentucky	-/-	W 24-16	10,300
S 10	at Kansas	25/-	L 8-36	37,070
S 17	Coastal Carolina	-/17	W 30-3	23,267
S 24	* at The Citadel	22/-	W 45-13	11,103
O 8	* at Furman	16/6	L 31-34	14,138
O 15	* Georgia Southern	19/16	W 24-7	21,486
O 22	* at Wofford	16/-	W 49-17	8,398
O 29	* Chattanooga	12/-	W 35-25	22,338
N 5	at LSU	7/6(I-A)	L 0-24	91,414
N 12	* Western Carolina	8/-	W 35-7	25,584
N 19	* at Elon	6/-	W 52-14	6,472

#### NCAA Division I-AA Playoffs

N 26	Lafayette	5/25	W 34-23	6,327
D 3	Southern Illinois	5/8	W 38-24	11,108
D 10	Furman	5/3	W 29-23	15,307
D 16	^ Northern Iowa	5/7	W 21-16	20,236

^ NCAA Division I-AA National Championship (Chattanooga, Tenn.)

TSN Final Poll - 1st/ESPN Poll - 1st

## 2006

HEAD COACH JERRY MOORE

### 14-1 OVERALL

#### 7-0 SOUTHERN CONFERENCE CHAMPION, NCAA DIVISION I FCS NATIONAL CHAMPION

Date	Opponent	Rank	Result	Atten.
S 2	at NC State	1/-	L 10-23	57,583
S 9	James Madison	1/12	W 21-10	23,814
S 16	Mars Hill	2/-	W 41-0	24,346
S 23	at Gardner-Webb	2/-	W 41-6	8,490
S 30	* Elon	2/-	W 45-21	26,620
O 7	* at Chattanooga	2/-	W 56-21	8,887
O 14	* Wofford	2/-	W 14-7	18,758
O 21	* at Georgia Southern	1/-	W 27-20 <sup>OT</sup>	19,438
O 28	* Furman	1/8	W 40-7	24,447
N 4	* The Citadel	1/-	W 42-13	17,547
N 11	* at Western Carolina	1/-	W 31-9	13,742

#### NCAA Division I FCS Playoffs

N 25	Coastal Carolina	1/13	W 45-28	16,223
D 2	Montana State	1/18	W 38-17	15,116
D 9	Youngstown State	1/5	W 49-24	18,040
D 15	^ Massachusetts	1/3	W 28-17	22,808

^ NCAA Division I National Championship (Chattanooga, Tenn.)

TSN Final Poll - 1st



ALL-TIME RESULTS

2007

HEAD COACH JERRY MOORE

13-2 OVERALL

5-2 SOUTHERN CONFERENCE CO-CHAMPION,  
NCAA DIVISION I FCS NATIONAL CHAMPION

Date	Opponent	Rank	Result	Atten.
S 1	at Michigan	1/5 (FBS)	W 34-32	109,218
S 8	Lenoir-Rhyne	1/-	W 48-7	28,802
S 15	Northern Arizona	1/-	W 34-21	27,104
S 22 *	at Wofford	1/13	L 31-42	11,042
S 29 *	at Elon	5/24	W 49-32	13,100
O 6	Gardner-Webb	5/-	W 45-7	27,428
O 20 *	Georgia Southern	5/-	L 35-38	28,202
O 27 *	at Furman	10/-	W 34-27	13,811
N 3 *	at The Citadel	9/-	W 45-24	19,697
N 10 *	Western Carolina	7/-	W 79-35	27,977
N 17 *	Chattanooga	6/-	W 37-17	23,328

NCAA Division I FCS Playoffs

N 24	James Madison	5/12	W 28-27	14,040
D 1	Eastern Washington	5/14	W 38-35	16,947
D 7	Richmond	5/6	W 55-35	24,140
D 14 ^	Delaware	5/13	W 49-21	23,010

^ NCAA Division I National Championship  
(Chattanooga, Tenn.)

TSN Final Poll - 1st

2008

HEAD COACH JERRY MOORE

11-3 OVERALL

8-0 SOUTHERN CONFERENCE CHAMPION

Date	Opponent	Rank	Result	Atten.
A 30	at LSU	1/7 (FBS)	L 13-41	91,922
S 6	Jacksonville	1/-	W 56-7	30,718
S 20	at James Madison	1/5	L 32-35	17,163
S 27	Presbyterian	3/-	W 48-14	28,405
O 4 *	The Citadel	2/12	W 47-21	29,631
O 11 *	at Samford	2/-	W 35-24	10,670
O 18 *	at Georgia Southern	2/-	W 37-36	20,851
O 25 *	Furman	2/18	W 26-14	27,848
O 31 *	Wofford	2/3	W 70-24	30,931
N 8 *	at Chattanooga	2/-	W 49-7	6,057
N 15 *	Elon	2/11	W 24-16	24,831
N 22 *	at Western Carolina	2/-	W 35-10	14,213

NCAA Division I FCS Playoffs

N 29	South Carolina State	2/13	W 37-21	13,712
D 6	Richmond	2/7	L 13-33	15,215

TSN Final Poll - 5th/AFCA Poll - 5th

2009

HEAD COACH JERRY MOORE

11-3 OVERALL

8-0 SOUTHERN CONFERENCE CHAMPION

Date	Opponent	Rank	Result	Atten.
S 5	at East Carolina	1/-	L 24-29	43,279
S 12	McNeese State	2/16	L 35-40	27,914
S 26 *	Samford	10/-	W 20-7	22,139
O 3 *	at The Citadel	10/-	W 30-27 <sup>OT</sup>	14,238
O 10	North Carolina Central	9/-	W 55-21	25,017
O 17 *	at Wofford	9/-	W 44-34	8,330
O 24 *	Georgia Southern	8/-	W 52-16	26,215
O 31 *	at Furman	7/-	W 52-27	11,211
N 7 *	Chattanooga	7/-	W 35-20	24,430
N 14 *	at Elon	7/6	W 27-10	14,167
N 21 *	Western Carolina	6/-	W 19-14	30,098

NCAA Division I FCS Playoffs

N 28	South Carolina State	5/7	W 20-13	12,216
D 5	at Richmond	5/4	W 35-31	7,272
D 12	at Montana	5/1	L 17-24	24,207

TSN Final Poll - 3rd/AFCA Poll - 3rd

2010

HEAD COACH JERRY MOORE

10-3 OVERALL

7-1 SOUTHERN CONFERENCE CO-CHAMPION

Date	Opponent	Rank	Result	Atten.
S 4 *	at Chattanooga	3/-	W 42-41	15,235
S 11	Jacksonville	3/-	W 45-14	28,708
S 18	North Carolina Central	2/-	W 44-16	29,218
S 25 *	at Samford	2/-	W 35-17	9,428
O 9 *	Elon	1/19	W 34-31	31,531
O 16 *	The Citadel	1/-	W 39-10	29,519
O 23 *	at Western Carolina	1/-	W 37-14	14,004
O 30 *	Furman	1/-	W 37-26	29,093
N 6 *	at Georgia Southern	1/-	L 14-21 <sup>OT</sup>	20,073
N 13 *	Wofford	3/4	W 43-13	28,622
N 20	at Florida	2/-	L 10-48	90,119

NCAA Division I FCS Playoffs

D 4	Western Illinois	1/21	W 42-14	13,322
D 11	Villanova	1/10	L 24-42	15,706

TSN Final Poll - 4th/AFCA Poll - 4th

2011

HEAD COACH JERRY MOORE

8-4 OVERALL

6-2 SOUTHERN CONFERENCE, T-SECOND

Date	Opponent	Rank	Result	Atten.
S 3	at Virginia Tech	2/13 (FBS)	L 13-66	66,233
S 10	North Carolina A&T	3/-	W 58-6	26,415
S 17	Savannah State	3/-	W 41-6	24,917
S 24 *	Chattanooga	3/13	W 14-12	27,304
O 1 *	at Wofford	3/8	L 14-28	10,329
O 15 *	at The Citadel	8/-	W 49-42	14,154
O 22 *	Samford	6/-	W 35-17	28,912
O 29 *	Georgia Southern	5/1	W 24-17	30,018
N 5 *	at Furman	3/-	L 10-20	12,856
N 12 *	Western Carolina	10/-	W 46-14	30,622
N 19 *	at Elon	9/-	W 28-24	10,638

NCAA Division I FCS Playoffs

D 3	Maine	9/13	L 12-34	15,291
-----	-------	------	---------	--------

TSN Final Poll - 12th/AFCA Poll - 11th

2012

HEAD COACH JERRY MOORE

8-4 OVERALL

6-2 SOUTHERN CONFERENCE CO-CHAMPION

Date	Opponent	Rank	Result	Atten.
S 1	at East Carolina	6/-	L 13-35	49,023
S 8	Montana	11/12	W 35-27	30,856
S 15 *	The Citadel	8/21	L 28-52	24,137
S 22 *	at Chattanooga	17/-	W 34-17	13,726
S 29	Coastal Carolina	17/-	W 55-14	27,619
O 6 *	Elon	15/-	W 35-23	29,073
O 13 *	at Samford	13/25	W 28-25	9,712
O 20 *	Wofford	13/8	L 28-38	27,115
O 27 *	at Western Carolina	16/-	W 38-27	13,279
N 3 *	at Georgia Southern	15/2	W 31-28	22,155
N 10 *	Furman	12/-	W 33-28	28,986

NCAA Division I FCS Playoffs

D 1	Illinois State	7/16	L 37-38 <sup>OT</sup>	16,719
-----	----------------	------	-----------------------	--------

TSN Final Poll - 9th/AFCA Poll - 8th

2013

HEAD COACH SCOTT SATTERFIELD

4-8 OVERALL

4-4 SOUTHERN CONFERENCE, T-FOURTH

Date	Opponent	Rank	Result	Atten.
A 31	at Montana	12/20	L 6-30	26,293
S 7	North Carolina A&T	-/-	L 21-24	25,723
S 21 *	at Elon	-/-	W 31-21	9,782
S 28	Charleston Southern	-/-	L 24-27	29,145
O 5 *	at The Citadel	-/-	L 28-31 <sup>OT</sup>	13,601
O 12 *	Samford	-/23	L 10-34	24,491
O 19 *	at Furman	-/-	L 10-27	7,322
O 26 *	Georgia Southern	-/24	W 38-14	23,901
N 2 *	Chattanooga	-/-	L 28-35	18,991
N 9	at Georgia	-/-	L 6-45	92,746
N 16 *	at Wofford	-/24	W 33-21	8,315
N 23 *	Western Carolina	-/-	W 48-27	27,115

2014

HEAD COACH SCOTT SATTERFIELD

7-5 OVERALL

6-2 SUN BELT CONFERENCE, THIRD

Date	Opponent	Rank	Result	Atten.
A 30	at Michigan	-/-	L 14-52	106,811
S 6	Campbell	-/-	W 66-0	25,861
S 20	at Southern Miss	-/-	L 20-21	21,836
S 25 *	at Georgia Southern	-/-	L 14-34	24,535
O 4 *	South Alabama	-/-	L 21-47	24,215
O 11	Liberty	-/-	L 48-55 <sup>OT</sup>	13,601
O 18 *	at Troy	-/-	W 53-14	15,664
N 1 *	Georgia State	-/-	W 44-0	22,643
N 8 *	UL Monroe	-/-	W 31-29	20,497
N 15 *	at Arkansas State	-/-	W 37-32	20,016
N 22 *	at UL Lafayette	-/-	W 35-16	20,638
N 29 *	Idaho	-/-	W 45-28	19,721

2015

HEAD COACH SCOTT SATTERFIELD

11-2 OVERALL

7-1 SUN BELT CONFERENCE, SECOND

Date	Opponent	Rank	Result	Atten.
S 5	Howard	-/-	W 49-0	24,314
S 12	at Clemson	-/12	L 10-41	81,467
S 26	at Old Dominion	-/-	W 49-0	20,118
O 3	Wyoming	-/-	W 31-13	19,345
O 10 *	at Georgia State	-/-	W 37-3	10,101
O 17 *	at UL Monroe	-/-	W 59-14	11,767
O 22 *	Georgia Southern	-/-	W 31-13	24,121
O 31 *	Troy	-/-	W 44-41 <sup>3OT</sup>	26,130
N 5 *	Arkansas State	-/-	L 27-40	18,721
N 14 *	at Idaho	-/-	W 47-20	10,113
N 28 *	UL Lafayette	-/-	W 28-7	16,124
D 5 *	at South Alabama	-/-	W 34-27	12,346

2015 Camellia Bowl (Montgomery, Ala.)

D 19	Ohio	-/-	W 31-29	21,395
------	------	-----	---------	--------

2016

HEAD COACH SCOTT SATTERFIELD

10-3 OVERALL

7-1 SUN BELT CONFERENCE CO-CHAMPION

Date	Opponent	Rank	Result	Atten.
S 1	at Tennessee	-/9	L 13-20 <sup>OT</sup>	100,074
S 10	Old Dominion	-/-	W 31-7	23,374
S 17	Miami	-/25	L 10-45	34,658
S 24	at Akron	-/-	W 45-38	15,381
O 1 *	Georgia State	-/-	W 17-3	24,782
O 12 *	at UL Lafayette	-/-	W 24-0	16,960
O 22 *	Idaho	-/-	W 37-19	26,931
O 27 *	at Georgia Southern	-/-	W 34-10	23,474
N 5 *	Texas State	-/-	W 35-10	28,472
N 12 *	at Troy	-/-	L 24-28	25,782
N 19 *	UL Monroe	-/-	W 42-17	18,699
N 26 *	at New Mexico State	-/-	W 37-7	5,722

2016 Camellia Bowl (Montgomery, Ala.)

D 17	Toledo	-/-	W 31-28	20,500
------	--------	-----	---------	--------

2017

HEAD COACH SCOTT SATTERFIELD

9-4 OVERALL

7-1 SUN BELT CONFERENCE CO-CHAMPION

Date	Opponent	Rank	Result	Atten.
S 2	at Georgia	-/15	L 10-31	92,746
S 9	Savannah State	-/-	W 54-7	20,109
S 16 *	at Texas State	-/-	W 20-13	19,520
S 23	Wake Forest	-/-	L 19-20	35,126
O 7 *	New Mexico State	-/-	W 45-31	22,787
O 14 *	at Idaho	-/-	W 23-20	10,168
O 21 *	Coastal Carolina	-/-	W 37-29	30,179
O 28	at UMass	-/-	L 27-30 <sup>2OT</sup>	11,889
N 4 *	at ULM	-/-	L 45-52	7,397
N 9 *	Georgia Southern	-/-	W 27-6	23,110
N 25 *	at Georgia State	-/-	W 31-10	13,154
D 2 *	Louisiana	-/-	W 63-14	



## 2018

HEAD COACH SCOTT SATTERFIELD

BOWL COACH: MARK IVEY

### 11-2 OVERALL

#### 7-1 SUN BELT CONFERENCE (WON SBC TITLE GAME)

Date	Opponent	Rank	Result	Atten.
S 1	at Penn State	-/9	L 38-45 <sup>OT</sup>	105,232
S 8	at Charlotte	-/-	W 45-9	19,151
S 22	Gardner-Webb	-/-	W 72-7	21,084
S 29 *	South Alabama	-/-	W 52-7	25,862
O 9 *	at Arkansas State	-/-	W 35-9	21,421
O 20 *	Louisiana	-/-	W 27-17	27,082
O 25 *	at Georgia Southern	25/-	L 14-34	19,252
N 3 *	at Coastal Carolina	-/-	W 23-7	13,004
N 10 *	at Texas State	-/-	W 38-7	11,482
N 17 *	Georgia State	-/-	W 45-17	22,315
N 24 *	Troy	-/-	W 21-10	20,410

#### Sun Belt Championship Game (Boone, N.C.)

D 1 Louisiana -/ W 30-19 13,963

#### 2018 R+L Carriers New Orleans Bowl (New Orleans)

D 15 Middle Tennessee -/ W 45-13 23,942

## 2019

HEAD COACH ELIAH DRINKWITZ

BOWL COACH: SHAWN CLARK

### 13-1 OVERALL

#### 7-1 SUN BELT CONFERENCE (WON SBC TITLE GAME)

Date	Opponent	Rank	Result	Atten.
A 31	East Tennessee State	-/-	W 42-7	25,147
S 7	Charlotte	-/-	W 56-41	29,182
S 21	at North Carolina	-/-	W 34-31	50,500
S 28	Coastal Carolina	-/-	W 56-37	25,055
O 9	at Louisiana	-/-	W 17-7	21,012
O 19	ULM	24/-	W 52-7	27,717
O 26	at South Alabama	21/-	W 30-3	17,969
O 31 *	Georgia Southern	20/-	L 24-21	18,796
N 9	at South Carolina	-/-	W 20-15	80,849
N 16 *	at Georgia State	-/-	W 56-27	17,908
N 23 *	Texas State	23/-	W 35-13	22,125
N 29 *	at Troy	22/-	W 48-13	18,989

#### Sun Belt Championship Game (Boone, N.C.)

D 7 Louisiana 20/- W 45-38 18,618

#### 2019 R+L Carriers New Orleans Bowl (New Orleans)

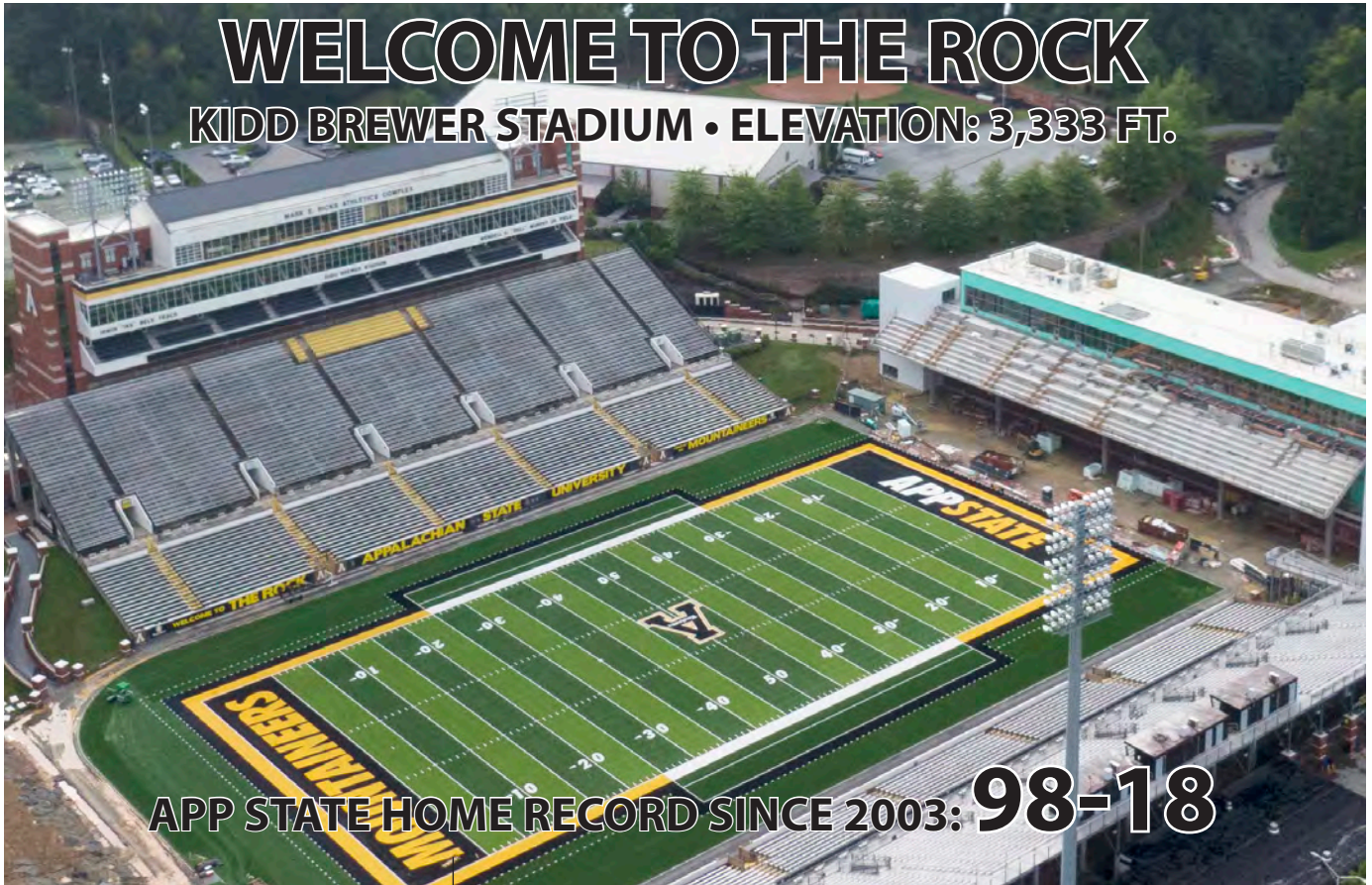
D 21 UAB 20/- W 31-17 21,202

## ALL-TIME TELEVISED GAMES

Date	Network	Opponent	Score	Date	Network	Opponent	Score
Oct. 20, 1976	ABC	at East Carolina	L, 35-7	Nov. 13, 2010	SS	Wofford	W, 43-13
Oct. 18, 1978	ABC	at Western Carolina	W, 39-13	Nov. 20, 2010	ESPN GP	at Florida	L, 48-10
Sept. 22, 1979	ESPN	Western Carolina	W, 35-27	Dec. 4, 2010	ESPN GP	Western Illinois*	W, 42-14
Oct. 25, 1980	ABC	Furman	L, 21-20	Dec. 11, 2010	ESPN	Villanova*	L, 42-24
Serpt. 26, 1981	ABC	at The Citadel	L, 34-20	Sept. 3, 2011	ACC	at Virginia Tech	L, 66-13
Sept. 23, 1983	CBS	at The Citadel	W, 27-16	Oct. 1, 2011	SoCon	at Wofford	L, 28-14
Aug. 30, 1986	Local	Western Carolina	W, 17-13	Oct. 29, 2011	SoCon	Georgia Southern	W, 24-17
Nov. 7, 1987	Local	Marshall	W, 17-10	Nov. 19, 2011	SoCon	at Elon	W, 28-21
Dec. 5, 1987	Local	Georgia Southern*	W, 19-0	Dec. 3, 2011	ESPN GP	Maine*	L, 34-12
Dec. 12, 1987	Local	Marshall*	L, 24-10	Sept. 1, 2012	FSN	East Carolina	L, 35-13
Oct. 15, 1988	SoCon	Furman	L, 24-9	Sept. 8, 2012	ESPN GP	Montana	W, 35-27
Aug. 31, 1991	SS	Marshall	W, 9-3	Nov. 3, 2012	ESPN3	Georgia Southern	W, 31-28
Sept. 28, 1991	SS	Chattanooga	W, 42-7	Dec. 1, 2012	ESPN3	Illinois State*	L, 38-37 (OT)
Nov. 7, 1992	SS	at Marshall	W, 37-34	Aug. 31, 2013	ESPN GP	at Montana	L, 30-6
Oct. 16, 1993	SS	Georgia Southern	L, 34-28	Oct. 26, 2013	ESPN3	Georgia Southern	W, 38-14
Oct. 23, 1993	SS	at Marshall	L, 35-3	Nov. 9, 2013	ESPN GP	at Georgia	L, 45-6
Oct. 8, 1994	SS	Furman	W, 30-6	Aug. 30, 2014	ESPN2	at Michigan	L, 52-14
Oct. 22, 1994	SS	Marshall	W, 24-14	Sept. 6, 2014	ESPN3	Campbell	W, 66-0
Oct. 14, 1995	SS	Georgia Southern	W, 27-17	Sept. 20, 2014	ASN	at Southern Miss	L, 21-20
Oct. 21, 1995	SS	at Marshall	W, 10-3	Sept. 25, 2014	ESPNU	at Georgia Southern	L, 34-14
Oct. 26, 1996	SS	Marshall	W, 10-24	Oct. 4, 2014	Sun Belt	South Alabama	L, 47-21
Nov. 23, 1996	SS	VMI	W, 26-14	Oct. 11, 2014	ESPN3	Liberty	L, 55-48 (OT)
Sept. 20, 1997	FSNS	Eastern Kentucky	W, 27-23	Oct. 18, 2014	ESPN3	at Troy	W, 53-14
Oct. 4, 1997	FSNS	East Tennessee State	L, 25-19	Nov. 1, 2014	ESPN3	Georgia State	W, 44-0
Oct. 10, 1998	FSNS	Furman	W, 26-13	Nov. 8, 2014	ESPN3	UL Monroe	W, 31-29
Nov. 21, 1998	FSNS	at Western Carolina	L, 23-6	Nov. 15, 2014	ESPN3	at Arkansas State	W, 37-32
Sept. 4, 1999	COSE	at Auburn	L, 22-15	Nov. 22, 2014	ESPN3	at UL Lafayette	W, 35-16
Oct. 16, 1999	FSNS	Georgia Southern	W, 17-16	Nov. 29, 2014	ESPN3	Idaho	W, 45-28
Nov. 27, 1999	HTS	Florida A&M*	L, 44-29	Sept. 12, 2015	ESPN3	at Clemson	L, 41-10
Sept. 9, 2000	CSS	Troy State	L, 34-28	Sept. 26, 2015	ASN	at Old Dominion	W, 49-0
Oct. 7, 2000	FSNS	Furman	W, 18-17	Oct. 3, 2015	ESPN3	Wyoming	W, 31-13
Oct. 14, 2000	CSS	at Georgia Southern	L, 34-28	Oct. 10, 2015	ESPN3/Extra	at Georgia State	W, 37-3
Dec. 9, 2000	Local	at Montana*	L, 19-16 (OT)	Oct. 17, 2015	ESPN3	at ULM	W, 59-14
Oct. 6, 2001	CSS	at Furman	L, 28-22	Oct. 22, 2015	ESPNU	Georgia Southern	W, 31-13
Oct. 13, 2001	FSNS	Georgia Southern	L, 27-18	Oct. 31, 2015	ESPN3	Troy	W, 44-41 (3OT)
Aug. 31, 2002	ESPN+	at Marshall	L, 50-17	Nov. 5, 2015	ESPNU	Arkansas State	L, 40-27
Sept. 14, 2002	FSNS	Eastern Kentucky	W, 36-28	Nov. 14, 2015	ESPN3	at Idaho	W, 47-20
Sept. 21, 2002	CSS	at Liberty	W, 29-22	Nov. 28, 2015	ESPN3	Louisiana	W, 28-7
Oct. 12, 2002	FSNS	Furman	W, 16-15	Dec. 5, 2015	ESPN3	at South Alabama	W, 34-27
Oct. 19, 2002	FSNS	at Georgia Southern	L, 36-20	Dec. 19, 2015	ESPN	vs. Ohio <sup>^</sup>	W, 31-29
Nov. 16, 2002	FSNS	at Western Carolina	W, 24-14	Sept. 1, 2016	SECN	at Tennessee	L, 20-13 (OT)
Aug. 30, 2003	FSNS	at Hawaii	L, 40-17	Sept. 10, 2016	ESPN3/ASN	Old Dominion	W, 31-7
Sept. 6, 2003	CSTV	at Eastern Kentucky	L, 35-7	Sept. 17, 2016	ESPN	Miami	L, 45-10
Oct. 4, 2003	TFN	East Tennessee State	W, 21-7	Sept. 24, 2016	ESPN3/ASN	at Akron	W, 45-38
Oct. 11, 2003	FSNS	at Furman	W, 13-10	Oct. 1, 2016	ESPN3/ASN	Georgia State	W, 17-3
Oct. 18, 2003	FSNS	Georgia Southern	W, 28-21	Oct. 12, 2016	ESPN2	at Louisiana	W, 24-0
Oct. 25, 2003	TFN	at Wofford	L, 24-14	Oct. 22, 2016	ESPN3	Idaho	W, 37-19
Oct. 9, 2004	FSNS	Furman	W, 30-29	Oct. 27, 2016	ESPNU	at Georgia Southern	W, 34-10
Nov. 12, 2005	CSS	Western Carolina	W, 35-25	Nov. 5, 2016	ESPN3	Texas State	W, 35-10
Oct. 16, 2004	CSS	at Georgia Southern	L, 54-7	Nov. 12, 2016	ESPN3	at Troy	L, 28-24
Oct. 23, 2004	CSTV	Wofford	W, 38-17	Nov. 19, 2016	ESPN3	ULM	W, 42-17
Nov. 13, 2004	CSET	at Western Carolina	L, 30-27	Nov. 26, 2016	ESPN3	at New Mexico State	W, 37-7
Oct. 8, 2005	CSS	at Furman	L, 34-31	Dec. 17, 2016	ESPN	vs. Toledo <sup>^</sup>	W, 31-28
Oct. 15, 2005	FSNS	Georgia Southern	W, 24-7	Sept. 2, 2017	ESPN	at Georgia	L, 31-10
Oct. 22, 2005	CSS	at Wofford	W, 49-17	Sept. 9, 2017	ESPN3	Savannah State	W, 54-7
Oct. 29, 2005	CSS	Chattanooga	W, 35-25	Sept. 16, 2017	ESPN3	at Texas State	W, 20-13
Nov. 26, 2005	Local	Lafayette*	W, 34-23	Sept. 23, 2017	ESPN3	Wake Forest	L, 20-19
Dec. 3, 2005	ESPNU	Southern Illinois*	W, 38-24	Oct. 7, 2017	ESPN3	New Mexico State	W, 45-31
Dec. 10, 2005	ESPN2	Furman*	W, 29-23	Oct. 14, 2017	ESPN3	at Idaho	W, 23-20
Dec. 16, 2005	ESPN2	Northern Iowa*	W, 21-16	Oct. 21, 2017	ESPN3	Coastal Carolina	W, 37-29
Sept. 23, 2006	ESPNU	at Gardner-Webb	W, 41-6	Nov. 4, 2017	ESPN3	at ULM	L, 52-45
Oct. 21, 2006	SS	at GS	W, 27-20 (2OT)	Nov. 9, 2017	ESPNU	Georgia Southern	W, 27-6
Oct. 28, 2006	SS	Furman	W, 40-7	Nov. 25, 2017	ESPN3	at Georgia State	W, 31-10
Nov. 25, 2006	ESPNU	Coastal Carolina*	W, 45-28	Dec. 2, 2017	ESPN3	Louisiana	W, 63-14
Dec. 2, 2006	ESPN2	Montana State*	W, 38-17	Dec. 23, 2017	ESPN	vs. Toledo <sup>^</sup>	W, 34-0
Dec. 9, 2006	ESPN	Youngstown State*	W, 49-24	Sept. 1, 2018	BTN	at Penn State	L, 45-38 (OT)
Dec. 15, 2006	ESPN2	Massachusetts*	W, 28-17	Sept. 8, 2018	ESPN+	at Charlotte	W, 45-9
Sept. 1, 2007	BTN	at Michigan	W, 34-32	Sept. 22, 2018	ESPN+	Gardner-Webb	W, 72-7
Sept. 22, 2007	SS	at Wofford	L, 42-31	Sept. 29, 2018	ESPN+	South Alabama	W, 52-7
Oct. 20, 2007	MASN	Georgia Southern	L, 38-35	Oct. 9, 2018	ESPN2	at Arkansas State	W, 35-9
Oct. 27, 2007	SS	at Furman	W, 34-27	Oct. 20, 2018	ESPN+	Louisiana	W, 27-17
Nov. 10, 2007	ESPNU	Western Carolina	W, 79-35	Oct. 25, 2018	ESPN+	at Georgia Southern	L, 34-14
Nov. 17, 2007	SS	Chattanooga	W, 37-17	Nov. 3, 2018	ESPN+	at Coastal Carolina	W, 23-7
Nov. 24, 2007	CSS	James Madison*	W, 28-27	Nov. 10, 2018	ESPN3	at Texas State	W, 38-7
Dec. 1, 2007	ESPN GP	Eastern Washington*	W, 38-35	Nov. 17, 2018	ESPN+	Georgia State	W, 45-17
Dec. 7, 2007	ESPN2	Richmond*	W, 55-35	Nov. 24, 2018	ESPN+	Troy	W, 21-10
Dec. 14, 2007	ESPN2	Delaware*	W, 49-21	Dec. 1, 2018	ESPN	Louisiana (SBC)	W, 30-19
Aug. 30, 2008	ESPN Classic	at LSU	L, 41-13	Dec. 15, 2018	ESPN	vs. Middle Tenn. <sup>^</sup>	W, 45-13
Sept. 20, 2008	CN8	at James Madison	L, 35-32	Aug. 31, 2019	ESPN+	ETSU	W, 42-7
Oct. 4, 2008	SS	The Citadel	W, 47-21	Sept. 7, 2019	ESPN+	Charlotte	W, 56-41
Oct. 18, 2008	SS	at Georgia Southern	W, 37-36	Sept. 21, 2019	RSN	at North Carolina	W, 34-31
Oct. 31, 2008	ESPN2	Wofford	W, 70-24	Sept. 28, 2019	ESPN+	Coastal Carolina	W, 56-37
Nov. 22, 2008	SS	at Western Carolina	W, 35-10	Oct. 9, 2019	ESPN2	at Louisiana	W, 17-7
Nov. 29, 2008	ESPNU	South Carolina State*	W, 37-21	Oct. 19, 2019	ESPN+	ULM	W, 52-7
Dec. 6, 2008	ESPN GP	Richmond*	L, 33-13	Oct. 26, 2019	ESPNU	at South Alabama	W, 30-3
Sept. 5, 2009	MASN	at East Carolina	L, 29-24	Oct. 31, 2019	ESPNU	Georgia Southern	L, 24-21
Sept. 12, 2009	WMYA	McNeese State	L, 40-35	Nov. 9, 2019	ESPN2	at South Carolina	W, 20-15
Oct. 17, 2009	SS	at Wofford	W, 44-34	Nov. 16, 2019	ESPNU	at Georgia State	W, 56-27
Oct. 24, 2009	SS	Georgia Southern	W, 52-16	Nov. 23, 2019	ESPN+	Texas State	W, 35-13
Oct. 31, 2009	WLOS	at Furman	W, 52-27	Nov. 29, 2019	ESPN+	at Troy	W, 48-13
Nov. 14, 2009	SS	at Elon	W, 27-10	Dec. 7, 2019	ESPN	Louisiana (SBC)	W, 45-38
Nov. 28, 2009	ESPNU	South Carolina State*	W, 20-13	Dec. 12, 2019	ESPN	at Montana*	L, 24-17
Dec. 5, 2009	ESPN GP	at Richmond*	W, 35-31	Sept. 4, 2010	SS	at Chattanooga	W, 42-41
Oct. 9, 2010	SS	Elon	W, 34-31	Oct. 23, 2010	SS	at Western Carolina	W, 37-14
Oct. 23, 2010	SS	at Western Carolina	W, 37-14	Oct. 30, 2010	WMYA	Furman	W, 37-26

\* Denotes FCS Playoffs      ^ Denotes FBS Bowl Game  
 Record on ESPN2: .....9-4  
 on ESPN2: .....11-1  
 on ESPNU: .....11-4

ALL-TIME RESULTS



KIDD BREWER STADIUM

In addition to boasting of the most picturesque settings for college football with Appalachian State's beautiful, modern campus and the natural beauty of the High Country serving as a backdrop, Kidd Brewer Stadium also stakes claim to being one of the toughest venues in the nation.

Going into its 59th season in the venerable stadium, which opened as Conrad Stadium on Sept. 15, 1962, Appalachian State boasts a 252-76-5 all-time record at home, including wins in 98 of its last 116 home games.

App State led the FCS in regular-season attendance in each of its final seven seasons at that level. It led the FBS Sun Belt Conference in home football attendance in 2016 and 2017, averaging 25,787 fans during its six games in Boone during the 2017 season, and averaged 23,351 fans per regular-season home game in 2018.

Kidd Brewer Stadium's seating capacity is 30,000, and Wake Forest's visit to Boone in 2017 attracted a record

crowd of 35,126. The record was broken just one year after Miami's visit to Kidd Brewer Stadium drew a crowd of 34,658.

Thanks to philanthropic funding through A Mountaineer Impact, Kidd Brewer Stadium had a new and improved look in 2017 and is now part of the of the Mark E. Ricks Athletics Complex, The video board display increased to three times the size of the previous board with 2,500 square feet to feature 13HD technology from Daktronics. It measures 50 feet high by 90 feet wide for the overall scoreboard, with the new LED display measuring more than 37 feet high by 67 feet wide.

Kidd Brewer Stadium's official seating capacity was 16,650 in 2007, but several expansion projects, including construction of the 120,000-square-foot Appalachian Athletics Center, have almost doubled the capacity.

Conrad Stadium opened in honor of former University trustee and R.J. Reynolds executive William J. Conrad and

was originally constructed with 10,000 permanent seats.

Conrad Stadium was renamed on Sept. 3, 1988 in honor of Kidd Brewer, one of the most successful head coaches in Appalachian football history and a colorful part of North Carolina history. Brewer, a Winston-Salem, N.C., native who served as head football coach of the Mountaineers from 1935-38, compiled a 30-5-3 overall mark in his four seasons at the helm of the Mountaineers. An All-American at Duke, Brewer's 1937 squad was unbeaten and unscored upon in the regular season.

After leaving Appalachian, Brewer started a sales career, but shortly thereafter, he reported for active duty in World War II. He served as a Naval lieutenant and later was secretary to U.S. Sen. Josiah W. Bailey (D-N.C.).

Brewer ran for lieutenant governor of North Carolina in 1956. Between campaigns for governor (1964) and the state court of appeals (1968), he made a name for himself as a developer, insurance salesman and philanthropist.





### KIDD BREWER STADIUM QUICK FACTS

**First Game:** .....Sept. 15, 1962 vs. Emory and Henry  
**First Day Game:** ..... Oct. 13, 1962 vs. Catawba  
**First Win:** .....Appalachian 27, Elon 12 (9/29/62)  
**First Loss:** .....Emory and Henry 6, Appalachian 3 (9/15/62)  
**First Tie:** .....Appalachian 21, Catawba 21 (10/13/62)  
**Games Played:** .....333  
**Appalachian State's Overall Record:** .....252-76-5 (.764)  
**Most Games Played in a Season:** .....9 (2006-'07)  
**Most Wins in a Season:** .....9 (2006)  
**Most Losses in a Season:** .....4 (1979, 2013)  
**Most Consecutive Wins:** .....30 (2003-07)  
**Most Wins in a Two-Year Span:** .....17 (2006-07)  
**Most Wins in a Three-Year Span:** .....24 (2005-07, 2006-08)  
**Most Games Versus One Opponent:**

26 vs. Western Carolina

**Most Wins Versus One Opponent:**

19 vs. Western Carolina

**Different Opponents at KBS:** .....75

**Appalachian State's Record in August:** .....3-0

**Appalachian State's Record in September:** .....77-23

**Appalachian State's Record in October:** .....88-31-5

**Appalachian State's Record in November:** .....73-16

**Appalachian State's Record in December:** .....11-6

**Appalachian State's Record in Night Games:** .....43-18-1

### APPALACHIAN STATE'S YEAR-BY-YEAR RECORDS AT KIDD BREWER STADIUM

Year	Won	Lost	Tied	Pct.
1962	2	1	1	.625
1963	4	0	0	1.000
1964	3	1	0	.750
1965	3	2	0	.600
1966	2	2	0	.500
1967	3	2	0	.600
1968	4	1	0	.800
1969	2	3	0	.400
1970	2	3	0	.400
1971	4	1	0	.800
1972	3	2	0	.600
1973	3	1	1	.700
1974	4	1	0	.800
1975	4	1	0	.800
1976	4	0	1	.900
1977	2	3	0	.400
1978	3	2	0	.600
1979	2	4	0	.333
1980	4	1	0	.800
1981	3	1	1	.700
1982	3	2	0	.600
1983	3	2	0	.600
1984	3	2	0	.600
1985	5	0	0	1.000
1986	5	1	1	.786
1987	7	1	0	.875
1988	4	1	0	.800
1989	6	0	0	1.000
1990	3	1	0	.750
1991	4	1	0	.800
1992	3	2	0	.600
1993	3	2	0	.600
1994	5	1	0	.833
1995	6	1	0	.857
1996	3	2	0	.600
1997	4	2	0	.667
1998	6	0	0	1.000
1999	5	1	0	.833
2000	5	1	0	.833
2001	6	1	0	.857
2002	4	2	0	.667
2003	5	0	0	1.000
2004	6	0	0	1.000
2005	7	0	0	1.000
2006	9	0	0	1.000
2007	8	1	0	.889
2008	7	1	0	.875
2009	6	1	0	.857
2010	7	1	0	.875
2011	6	1	0	.857
2012	4	3	0	.571
2013	2	4	0	.333
2014	4	2	0	.667
2015	5	1	0	.833
2016	5	1	0	.833
2017	5	1	0	.833
2018	6	0	0	1.000
2019	6	1	0	.857
<b>Total</b>	<b>252</b>	<b>76</b>	<b>5</b>	<b>.764</b>




Construction began in 1960 on Conrad Stadium (left) and what would become known as Owens Field House (right) in the stadium's north end zone. Conrad Stadium officially opened on Sept. 15, 1962 when Appalachian State hosted Emory-Henry.



In 1970, the natural grass playing field was removed from Conrad Stadium and replaced with an artificial surface, the first in the Carolinas.



In 1978, the stadium underwent a massive renovation which included an 8,000-seat expansion and new press box/chancellor's suite on the stadium's west side.



Stadium capacity jumped to 18,000 following the extensive renovations in 1978. Another restoration project in 1995 dropped capacity to 16,650.



Re-named Kidd Brewer Stadium in 1988, much of the facility remained largely unchanged from 1978 until the beginning of the 21st century. However, additional renovations became necessary when App State began drawing crowds in excess of 20,000 on a regular basis.



Prior to the 2007 season, the press box was removed from the west side of the stadium to make way for the 120,000-square-foot Appalachian Athletics Center. Following the '07 campaign, construction began on a 4,400-seat upper deck on the stadium's east side.



Extensive renovations in Kidd Brewer Stadium were completed in 2009.

RECORDS vs. OPPONENTS AT KIDD BREWER STADIUM

Opponent	W	L	T	Last Meeting	Result	Opponent	W	L	T	Last Meeting	Result
Arkansas State	0	1	0	11-5-15	L, 40-27	Middle Tennessee	1	0	0	9-14-74	W, 18-7
Ball State	0	1	0	10-29-77	L, 38-7	Miami (FL)	0	1	0	9-17-16	L, 45-10
Bluefield State	1	0	0	10-23-71	W, 49-0	Mississippi College	1	0	0	11-9-91	W, 31-23
<b>Campbell</b>	<b>1</b>	<b>0</b>	<b>0</b>	<b>9-6-14</b>	<b>W, 66-0</b>	Montana	1	0	0	9-8-12	W, 35-27
Carson-Newman	4	0	0	10-25-69	W, 24-15	Montana State	1	0	0	12-2-06	W, 38-17
Catawba	5	1	1	11-11-89	W, 31-20	Morehead State	1	0	0	9-20-03	W, 24-21
Charleston Southern	0	1	0	9-28-13	L, 27-24	New Mexico State	1	0	0	10-7-17	W, 45-31
<b>Charlotte</b>	<b>1</b>	<b>0</b>	<b>0</b>	<b>9-7-19</b>	<b>W, 56-41</b>	Newberry	3	0	0	9-16-67	W, 21-12
Chattanooga	15	4	0	11-2-13	L, 35-28	Nicholls State	0	1	0	11-29-86	L, 28-26
The Citadel	17	4	0	9-15-12	L, 28-52	North Alabama	2	0	0	11-4-72	W, 17-3
Coastal Carolina	5	0	0	9-28-19	W, 56-37	North Carolina A&T	4	1	0	9-7-13	L, 24-21
Davidson	3	0	0	10-4-86	W, 63-6	North Carolina Central	2	0	0	9-18-10	W, 44-16
East Carolina	2	2	0	11-5-77	L, 45-14	Northern Arizona	1	0	0	9-15-07	W, 34-21
East Tennessee State	16	3	0	8-31-19	W, 42-7	Old Dominion	1	0	0	9-10-16	W, 31-7
Eastern Kentucky	5	0	0	9-11-04	W, 49-21	Presbyterian	3	1	0	9-27-08	W, 48-14
Eastern Washington	1	0	0	12-1-07	W, 38-35	Richmond	3	2	0	12-6-08	L, 33-13
Edinboro	1	0	0	9-9-95	W, 44-7	Samford	2	2	0	10-12-13	L, 34-10
Elon	9	1	0	10-6-12	W, 35-23	Savannah State	2	0	0	9-9-17	W, 54-7
Emory & Henry	1	3	0	11-16-68	L, 28-24	South Alabama	1	1	0	9-29-18	W, 45-7
Florida A&M	0	1	0	11-27-99	L, 44-29	South Carolina State	3	0	0	11-28-09	W, 20-13
Furman	12	8	2	11-10-12	W, 33-28	Southern Illinois	1	0	0	12-3-05	W, 38-24
Gardner-Webb	5	0	0	9-22-18	W, 72-7	Stephen F. Austin	0	1	0	12-2-95	L, 27-17
Georgia Southern	11	4	0	10-31-19	L, 24-21	Tennessee State	1	0	0	11-28-98	W, 45-31
<b>Georgia State</b>	<b>3</b>	<b>0</b>	<b>0</b>	<b>10-17-18</b>	<b>W, 45-17</b>	Tennessee Tech	2	0	0	9-7-96	W, 16-3
Guilford	3	0	0	11-22-69	W, 24-13	Texas State	3	0	0	11-23-19	W, 35-13
Howard	1	0	0	9-5-15	W, 49-0	<b>Troy</b>	<b>2</b>	<b>1</b>	<b>0</b>	<b>11-24-18</b>	<b>W, 21-10</b>
Idaho	2	0	0	10-22-16	W, 37-19	ULM	3	0	0	10-19-19	W, 52-7
Illinois State	0	1	0	12-1-12	L, 38-37 <sup>(OT)</sup>	Villanova	0	1	0	12-11-10	L, 42-24
Jacksonville	2	0	0	9-11-10	W, 45-14	VMI	9	2	1	11-9-02	W, 54-13
James Madison	7	2	0	11-24-07	W, 28-27	Wake Forest	0	1	0	9-23-17	L, 20-19
Lafayette	1	0	0	11-26-05	W, 34-23	West Virginia Tech	1	0	0	11-17-01	W, 64-14
Lenoir-Rhyne	8	3	1	9-8-07	W, 48-7	Western Carolina	19	7	0	11-23-13	W, 48-27
Liberty	5	3	0	10-11-14	L, 55-48 <sup>(OT)</sup>	Western Illinois	1	0	0	12-4-10	W, 42-14
<b>Louisiana</b>	<b>5</b>	<b>0</b>	<b>0</b>	<b>12-7-19</b>	<b>W, 45-38</b>	Western Kentucky	1	1	0	9-14-85	W, 31-14
Maine	0	2	0	12-3-11	L, 34-12	William & Mary	1	1	0	12-1-01	W, 40-27
Mars Hill	1	0	0	9-16-06	W, 41-0	Wofford	12	3	0	10-20-12	L, 38-28
Marshall	8	3	0	10-26-96	L, 24-10	Wyoming	1	0	0	10-3-15	W, 31-13
McNeese State	0	1	0	9-12-09	L, 40-35	Youngstown State	1	0	0	12-9-06	W, 49-24

KIDD BREWER STADIUM



Wake Forest visited Kidd Brewer Stadium for the first time in 2017, when Thomas Hennigan made a one-handed, fourth-quarter catch against Wake.




## YEAR-BY-YEAR ATTENDANCE (NCAA Division I era)

Year	G	OVERALL			HOME			AWAY				
		Total	Average	Largest	G	Total	Average	Largest	G	Total	Average	Largest
1971	11	83,476	7,549	13,250	5	36,800	7,360	10,500	6	46,676	7,779	13,250
1972	11	119,336	10,849	36,836	5	37,000	11,008	8,500	6	82,336	13,723	36,836
1973	11	126,093	11,463	33,705	5	40,355	8,071	10,650	6	85,738	14,290	33,705
1974	11	135,676	12,334	32,285	5	55,041	11,008	13,500	6	80,635	13,439	32,285
1975	11	181,272	16,479	47,489	5	60,576	12,115	14,195	6	120,696	20,116	47,489
1976	11	146,062	13,278	44,536	5	57,996	11,593	15,068	6	88,066	14,678	44,536
1977	11	158,581	14,507	50,114	5	56,032	11,206	12,813	6	102,549	17,092	50,114
1978	11	128,744	11,704	19,726	5	58,417	11,683	15,768	6	70,327	11,721	19,726
1979	11	168,919	15,356	30,300	6	68,513	11,419	17,124	5	100,406	20,081	30,300
1980	11	172,570	15,688	41,800	5	70,960	14,192	15,850	6	101,610	16,935	41,800
1981	11	189,109	17,192	45,200	5	64,760	12,952	18,830	6	124,349	20,725	45,200
1982	11	160,704	14,609	37,400	5	64,850	12,970	16,150	6	95,854	15,976	37,400
1983	11	185,133	16,820	40,800	5	64,365	12,873	16,621	6	120,768	20,128	40,800
1984	11	202,277	18,389	74,000	5	68,028	13,606	16,629	6	134,249	22,375	74,000
1985	11	209,491	19,045	73,100	5	60,953	12,191	20,284	6	148,538	24,756	73,100
1986	12	175,292	14,608	28,700	7	109,663	15,666	22,618	5	65,629	13,126	28,700
1987	14	256,156	18,297	68,830	8	106,509	13,313	23,727	6	149,647	24,941	68,830
1988	11	204,511	18,592	71,380	5	77,472	15,494	25,301	6	127,039	21,173	71,380
1989	12	162,409	13,534	30,200	6	76,650	12,775	20,122	6	85,759	14,293	30,200
1990	11	247,920	22,538	77,000	4	68,365	17,091	21,412	7	179,555	25,651	77,000
1991	12	230,997	19,250	72,000	5	77,811	15,562	18,711	7	153,186	21,884	72,000
1992	12	208,699	17,392	41,095	5	93,189	18,638	24,233	7	115,510	16,501	41,095
1993	11	161,264	14,660	26,918	5	67,230	13,446	19,111	6	94,034	15,672	26,918
1994	13	178,936	13,764	25,067	6	89,524	14,921	19,781	7	89,412	12,773	25,067
1995	13	173,731	13,364	26,982	7	88,209	12,601	18,327	6	85,522	14,254	26,982
1996	11	136,665	12,424	23,458	5	71,443	14,289	23,458	6	65,222	10,870	21,129
1997	11	163,814	14,892	62,000	6	73,582	12,264	16,761	5	90,232	18,046	62,000
1998	13	168,526	12,963	26,885	6	78,464	13,077	18,391	7	90,062	12,866	26,885
1999	12	222,605	18,550	78,128	6	98,614	16,436	24,343	6	123,991	20,665	78,128
2000	14	175,574	12,541	26,853	6	78,094	13,016	17,647	8	97,480	12,185	26,853
2001	13	167,628	12,894	29,127	7	84,859	12,123	17,779	6	82,769	13,795	29,127
2002	12	155,643	12,970	31,042	6	75,518	12,586	17,381	6	80,125	13,354	31,042
2003	11	176,892	16,081	42,996	5	73,307	14,661	19,421	6	103,585	17,264	42,996
2004	11	146,446	13,313	22,421	6	81,338	13,556	19,777	5	65,108	13,022	22,421
2005	15	324,548	21,636	91,414	7	125,417	17,917	25,584	8	199,131	14,891	91,414
2006	15	315,859	21,057	57,583	9	184,911	20,546	26,620	6	130,948	21,825	57,583
2007	15	384,836	25,656	109,218	9	217,968	24,219	28,802	6	189,878	31,646	109,218
2008	14	362,167	25,869	91,922	8	201,291	25,161	30,931	6	160,876	26,813	91,922
2009	14	290,733	20,767	43,279	7	168,029	24,004	30,098	7	122,704	17,529	43,279
2010	13	354,578	27,275	90,119	8	205,719	25,715	31,531	5	148,859	29,772	90,119
2011	12	297,689	24,807	66,233	7	183,479	26,211	30,622	5	114,210	22,842	66,233
2012	12	292,400	24,366	49,023	7	184,505	26,358	30,856	5	107,895	21,579	49,023
2013	12	307,425	25,619	92,746	6	149,366	24,894	29,145	6	158,059	26,343	92,746
2014	12	348,495	29,041	106,811	6	138,995	23,166	26,058	6	209,500	34,917	106,811
2015	13	274,667	21,128	81,467	6	128,755	21,459	26,130	7	145,912	20,844	81,467
2016	13	344,209	26,478	100,074	6	156,916	26,153	34,658	7	207,793	29,684	100,074
2017	13	338,302	26,023	92,746	6	154,722	25,787	35,126	7	183,580	26,226	92,746
2018	13	345,200	26,554	105,232	6	131,716	21,953	27,082	7	213,484	30,498	105,232
2019	14	373,867	26,705	80,849	7	166,640	23,806	29,182	7	207,227	29,604	80,849

ATTENDANCE FIGURES

### TOP 10 HOME CROWDS


Atten.	Opponent	Result	Date
1) 35,126	Wake Forest	L, 20-19	Sept. 23, 2017
2) 34,658	Miami	L, 45-10	Sept. 17, 2016
3) 31,531	Elon	W, 34-31	Oct. 9, 2010
4) 30,931	Wofford	W, 70-24	Oct. 31, 2008
5) 30,856	Montana	W, 35-27	Sept. 8, 2012
6) 30,718	Jacksonville	W, 56-7	Sept. 6, 2008
7) 30,622	Western Carolina	W, 46-14	Nov. 12, 2011
8) 30,179	Coastal Carolina	W, 37-29	Oct. 21, 2017
9) 30,098	Western Carolina	W, 19-14	Nov. 21, 2009
10) 30,018	Georgia Southern	W, 24-7	Oct. 29, 2011



From 2005-14, Appalachian State drew above-capacity crowds for 54 of 88 regular-season home games at picturesque Kidd Brewer Stadium.

### TOP 10 ROAD CROWDS

Atten.	Opponent	Result	Date
1) 109,218	at Michigan	W, 34-32	Sept. 1, 2007
2) 106,811	at Michigan	L, 52-14	Aug. 30, 2014
3) 105,232	at Penn State	L, 45-38 (OT)	Sept. 1, 2018
4) 100,074	at Tennessee	L, 20-13 (OT)	Sept. 1, 2016
T5) 92,746	at Georgia	L, 31-10	Sept. 2, 2017
T5) 92,746	at Georgia	L, 45-6	Nov. 9, 2013
7) 91,922	at LSU	L, 41-13	Aug. 30, 2008
8) 91,414	at LSU	L, 24-0	Nov. 5, 2005
9) 90,119	at Florida	L, 48-10	Nov. 20, 2010
10) 81,467	at Clemson	L, 41-10	Sept. 12, 2015



The two largest crowds to ever see Appalachian State football games came at the "Big House" at the University of Michigan — 109,218 in 2007 and 106,811 in 2014.



SEASON OPENERS (49-38-3 — .561)

Year	Date	Opponent	Score
1928	Sept. 29	at Mountain City	L, 26-0
1929	Sept. 30	at Carson-Newman	T, 0-0
1930	Sept. 20	Lincoln Memorial	W, 34-0
1931	Sept. 19	Campbell	W, 20-6
1932	Sept. 24	at NC State	L, 31-0
1933	Sept. 22	Erskine	L, 13-7
1934	Sept. 27	at Milligan	L, 13-6
1935	Sept. 27	at Lenoir-Rhyne	T, 0-0
1936	Sept. 26	at Piedmont	W, 115-0
1937	Sept. 25	Cumberland (Tenn.)	W, 39-0
1938	Oct. 1	Newberry	W, 7-0
1939	Sept. 15	Rollins	L, 14-7
1940	Sept. 13	at Tampa	W, 13-6
1941	Sept. 19	at Newberry	W, 14-12
1942	Sept. 18	at Navy Apprentice	W, 16-14
1943-44		—No Games—	
1945	Sept. 29	Milligan	L, 26-7
1946	Sept. 21	at Newberry	W, 28-19
1947	Sept. 19	at Guilford	W, 23-12
1948	Sept. 18	Guilford	W, 21-14
1949	Sept. 10	Navy Apprentice	W, 35-0
1950	Sept. 9	Guilford	W, 32-2
1951	Sept. 15	at Guilford	W, 20-0
1952	Sept. 14	Guilford	W, 13-12
1953	Sept. 20	at Guilford	L, 14-12
1954	Sept. 11	Guilford	W, 19-6
1955	Sept. 7	Newport News	W, 46-7
1956	Sept. 15	at Western Carolina	W, 19-7
1957	Sept. 14	Presbyterian	W, 20-7
1958	Sept. 20	at East Tennessee State	W, 12-0
1959	Sept. 19	at Emory & Henry	W, 21-0
1960	Sept. 17	Emory & Henry	W, 7-0
1961	Sept. 16	at Emory & Henry	W, 22-6
1962	Sept. 15	Emory & Henry	L, 6-3
1963	Sept. 14	at Wofford	L, 21-14
1964	Sept. 19	at Newberry	W, 20-6
1965	Sept. 18	Newberry	W, 10-7
1966	Sept. 17	at Newberry	L, 15-14
1967	Sept. 16	Newberry	W, 21-12
1968	Sept. 21	at Newberry	W, 55-14
1969	Sept. 13	at East Tennessee State	L, 18-16
1970	Sept. 19	at Guilford	W, 35-27
1971	Sept. 11	at Furman	T, 0-0
1972	Sept. 9	at Western Kentucky	W, 7-6
1973	Sept. 8	Western Kentucky	L, 42-7
1974	Sept. 7	East Tennessee State	W, 16-7
1975	Sept. 13	East Carolina	W, 41-25
1976	Sept. 4	at South Carolina	L, 21-10
1977	Sept. 3	at South Carolina	L, 32-17
1978	Sept. 9	Wofford	W, 35-14
1979	Sept. 8	at Wake Forest	L, 30-22
1980	Sept. 6	at James Madison	W, 34-6
1981	Sept. 5	Lenoir-Rhyne	W, 48-9
1982	Sept. 11	at James Madison	L, 39-35
1983	Sept. 3	at Wake Forest	W, 27-25
1984	Sept. 1	at Clemson	L, 40-7
1985	Sept. 7	at South Carolina	L, 20-13
1986	Aug. 30	Western Carolina	W, 17-13
1987	Sept. 5	at South Carolina	L, 24-3
1988	Sept. 3	The Citadel	W, 38-14
1989	Sept. 2	Gardner-Webb	W, 43-7
1990	Sept. 1	East Tennessee State	W, 34-24
1991	Aug. 31	Marshall	W, 9-3
1992	Sept. 5	at North Carolina State	L, 35-10
1993	Sept. 4	at North Carolina A&T	L, 22-10
1994	Sept. 10	at Wake Forest	L, 12-10
1995	Aug. 31	at Wake Forest	W, 24-22
1996	Aug. 29	at Wake Forest	L, 19-13
1997	Sept. 6	at Clemson	L, 23-12
1998	Sept. 5	Liberty	W, 28-19
1999	Sept. 4	at Auburn	L, 22-15
2000	Aug. 31	at Wake Forest	W, 20-16
2001	Sept. 1	Liberty	W, 46-26
2002	Aug. 31	at Marshall	L, 50-17
2003	Aug. 30	at Hawaii	L, 40-17
2004	Sept. 4	at Wyoming	L, 53-7
2005	Sept. 3	at Eastern Kentucky	W, 24-16
2006	Sept. 2	at NC State	L, 23-10
2007	Sept. 1	at Michigan	W, 34-32
2008	Aug. 30	at LSU	L, 41-13
2009	Sept. 5	at East Carolina	L, 29-24
2010	Sept. 4	at Chattanooga	W, 42-41
2011	Sept. 3	at Virginia Tech	L, 66-13
2012	Sept. 1	at East Carolina	L, 35-13
2013	Aug. 31	at Montana	L, 30-6
2014	Aug. 30	at Michigan	L, 52-14
2015	Sept. 5	Howard	W, 49-0
2016	Sept. 1	at Tennessee	L, 20-13 (OT)
2017	Sept. 2	at Georgia	L, 31-10
2018	Sept. 1	at Penn State	L, 45-38 (OT)
2019	Aug. 31	East Tennessee State	W, 42-7

HOME OPENERS (67-20-2 — .764)

Year	Date	Opponent	Score
1928	Oct. 13	Morganton	L, 0-7
1929	Oct. 7	Catawba	T, 0-0
1930	Sept. 27	King	L, 18-7
1931	Sept. 19	Campbell	W, 20-6
1932	Oct. 7	High Point	L, 13-7
1933	Sept. 22	Erskine	L, 13-7
1934	Oct. 4	Erskine	T, 0-0
1935	Oct. 5	Piedmont	W, 15-0
1936	Oct. 10	Guilford	W, 52-0
1937	Sept. 25	Cumberland (Tenn.)	W, 39-0
1938	Oct. 1	Newberry	W, 7-0
1939	Sept. 15	Rollins	L, 14-7
1940	Sept. 27	Carson-Newman	W, 23-6
1941	Sept. 27	Arkansas-Monticello	W, 67-0
1942	Oct. 10	High Point	W, 27-0
1943-44		—No Games—	
1945	Sept. 29	Milligan	L, 26-7
1946	Sept. 28	Elon	W, 40-0
1947	Sept. 26	Newberry	W, 18-7
1948	Sept. 18	Guilford	W, 21-14
1949	Sept. 10	Navy Apprentice	W, 35-0
1950	Sept. 9	Guilford	W, 32-2
1951	Sept. 22	Western Carolina	W, 26-6
1952	Sept. 14	Guilford	W, 13-12
1953	Sept. 27	Western Carolina	W, 7-0
1954	Sept. 11	Guilford	W, 19-6
1955	Sept. 7	Newport News	W, 46-7
1956	Sept. 22	Elon	L, 19-7
1957	Sept. 14	Presbyterian	W, 20-7
1958	Oct. 4	Elon	W, 32-20
1959	Sept. 26	Western Carolina	W, 14-12
1960	Sept. 17	Emory & Henry	W, 7-0
1961		—No Home Games (Stadium Construction)—	
1962	Sept. 15	Emory & Henry	L, 6-3
1963	Sept. 21	Newberry	W, 14-0
1964	Oct. 3	Elon	L, 28-7
1965	Sept. 18	Newberry	W, 10-7
1966	Oct. 1	Elon	W, 8-2
1967	Sept. 16	Newberry	W, 21-12
1968	Oct. 5	Elon	W, 70-26
1969	Sept. 27	Western Carolina	L, 35-7
1970	Oct. 3	Elon	W, 21-0
1971	Sept. 25	Western Carolina	L, 26-0
1972	Sept. 16	The Citadel	L, 28-21
1973	Sept. 8	Western Kentucky	L, 42-7
1974	Sept. 7	East Tennessee State	W, 16-7
1975	Sept. 13	East Carolina	W, 41-25
1976	Sept. 11	East Tennessee State	W, 44-3
1977	Sept. 17	Chattanooga	L, 14-7
1978	Sept. 9	Wofford	W, 35-14
1979	Sept. 22	Western Carolina	W, 35-27
1980	Sept. 13	The Citadel	W, 17-14
1981	Sept. 5	Lenoir-Rhyne	W, 48-9
1982	Sept. 18	Furman	L, 27-21
1983	Sept. 10	James Madison	L, 24-20
1984	Sept. 22	East Tennessee State	W, 14-0
1985	Sept. 14	Western Kentucky	W, 31-14
1986	Aug. 30	Western Carolina	W, 17-13
1987	Sept. 12	James Madison	W, 17-10
1988	Sept. 3	The Citadel	W, 38-14
1989	Sept. 2	Gardner-Webb	W, 43-7
1990	Sept. 1	East Tennessee State	W, 34-24
1991	Aug. 31	Marshall	W, 9-3
1992	Sept. 26	East Tennessee State	W, 38-14
1993	Sept. 11	Liberty	L, 20-14
1994	Sept. 17	North Carolina A&T	W, 45-0
1995	Sept. 9	Edinboro	W, 44-7
1996	Sept. 7	Tennessee Tech	W, 16-3
1997	Sept. 20	Eastern Kentucky	W, 27-23
1998	Sept. 5	Liberty	W, 28-19
1999	Sept. 11	Eastern Kentucky	W, 34-20
2000	Sept. 9	Troy State	L, 34-28
2001	Sept. 1	Liberty	W, 46-26
2002	Sept. 14	Eastern Kentucky	W, 36-28
2003	Sept. 20	Morehead State	W, 24-21
2004	Sept. 11	Eastern Kentucky	W, 49-21
2005	Sept. 17	Coastal Carolina	W, 30-3
2006	Sept. 9	James Madison	W, 21-10
2007	Sept. 8	Lenoir-Rhyne	W, 48-7
2008	Sept. 6	Jacksonville	W, 56-7
2009	Sept. 12	McNeese State	L, 40-35
2010	Sept. 11	Jacksonville	W, 45-14
2011	Sept. 10	North Carolina A&T	W, 58-6
2012	Sept. 8	Montana	W, 35-27
2013	Sept. 7	North Carolina A&T	L, 24-21
2014	Sept. 6	Campbell	W, 66-0
2015	Sept. 5	Howard	W, 49-0
2016	Sept. 10	Old Dominion	W, 31-7
2017	Sept. 9	Savannah State	W, 54-7
2018	Sept. 22	Gardner-Webb	W, 72-7
2019	Aug. 31	East Tennessee State	W, 42-7

HOMECOMING (45-13-2 — .767)

Year	Date	Opponent	Score
1962	Oct. 13	Catawba	T, 21-21
1963	Oct. 26	Carson-Newman	W, 24-0
1964	Oct. 17	Catawba	W, 40-20
1965	Oct. 23	Carson-Newman	W, 17-7
1966	Oct. 15	Catawba	L, 18-17
1967	Oct. 21	Carson-Newman	W, 18-14
1968	Oct. 19	Catawba	W, 41-14
1969	Oct. 25	Carson-Newman	W, 24-15
1970	Oct. 17	Catawba	W, 48-21
1971	Oct. 16	Catawba	W, 55-21
1972	Sept. 30	Furman	L, 20-17
1973	Sept. 29	Davidson	W, 24-8
1974	Nov. 2	Furman	W, 27-3
1975	Oct. 25	Richmond	L, 24-17
1976	Oct. 30	The Citadel	W, 31-13
1977	Oct. 29	Ball State	L, 38-7
1978	Oct. 28	East Tennessee State	L, 35-34
1979	Oct. 6	Chattanooga	L, 24-21
1980	Oct. 25	Furman	L, 21-20
1981	Oct. 17	Virginia Military	T, 14-14
1982	Oct. 30	East Tennessee State	W, 29-13
1983	Oct. 15	Gardner-Webb	W, 21-17
1984	Oct. 20	Furman	W, 21-14
1985	Oct. 12	Chattanooga	W, 25-0
1986	Oct. 4	Davidson	W, 63-6
1987	Oct. 24	Chattanooga	W, 17-3
1988	Oct. 15	Furman	L, 24-9
1989	Oct. 28	Chattanooga	W, 41-7
1990	Oct. 20	Western Carolina	W, 27-9
1991	Nov. 9	Mississippi College	W, 31-23
1992	Oct. 3	The Citadel	L, 25-0
1993	Oct. 30	Chattanooga	W, 39-14
1994	Nov. 5	Liberty	W, 41-40
1995	Oct. 28	Chattanooga	W, 31-18
1996	Oct. 26	Marshall	L, 24-10
1997	Nov. 1	Chattanooga	W, 41-7
1998	Nov. 7	VMI	W, 51-0
1999	Oct. 2	East Tennessee State	W, 23-19
2000	Oct. 21	Wofford	W, 42-16
2001	Oct. 27	Chattanooga	W, 51-14
2002	Oct. 26	Wofford	L, 26-19
2003	Oct. 4	East Tennessee State	W, 21-7
2004	Oct. 23	Wofford	W, 38-17
2005	Oct. 29	Chattanooga	W, 35-25
2006	Sept. 30	Elon	W, 45-21
2007	Oct. 6	Gardner-Webb	W, 45-7
2008	Oct. 4	The Citadel	W, 47-21
2009	Oct. 10	North Carolina Central	W, 55-21
2010	Oct. 9	Elon	W, 34-31
2011	Oct. 22	Samford	W, 35-17
2012	Oct. 6	Elon	W, 35-23
2013	Oct. 12	Samford	L, 34-10
2014	Oct. 11	Liberty	L, 55-48 <sup>OT</sup>
2015	Oct. 3	Wyoming	W, 31-13
2016	Oct. 22	Idaho	W, 37-19
2017	Oct. 7	New Mexico State	W, 45-31
2018	Sept. 29	South Alabama	W, 52-7
2019	Oct. 19	ULM	W, 52-7





### BOWL GAMES

Year	Date	Bowl	Opponent	Result	Site	Attend.	Coach
1931	Dec. 5	Unnamed	Catawba	W, 15-7	Charlotte, N.C.	—	C.B. Johnston
1937	Nov. 26	Unnamed	Southern Mississippi	L, 7-0	Biloxi, Miss.	—	Kidd Brewer
1938	Dec. 3	Unnamed	Moravian	W, 20-0	Winston-Salem, N.C.	—	Kidd Brewer
1948	Nov. 20	Burley	West Chester State	L, 7-2	Johnson City, Tenn.	—	E.C. Duggins
1949	Dec. 10	Pythian	Catawba	W, 21-7	Salisbury, N.C.	—	E.C. Duggins
1950	Nov. 23	Burley	Emory & Henry	L, 26-6	Johnson City, Tenn.	—	E.C. Duggins
	Dec. 9	Pythian	West Liberty	L, 28-26	Salisbury, N.C.	—	E.C. Duggins
1954	Nov. 25	Burley	East Tennessee State	W, 27-13	Johnson City, Tenn.	—	E.C. Duggins
	Dec. 11	Elks	Newberry	L, 20-13	Raleigh, N.C.	—	E.C. Duggins
1955	Nov. 24	Burley	East Tennessee State	L, 7-0	Johnson City, Tenn.	—	E.C. Duggins
2015	Dec. 19	Camellia	Ohio	W, 31-29	Montgomery, Ala.	21,395	Scott Satterfield
2016	Dec. 17	Camellia	Toledo	W, 31-28	Montgomery, Ala.	20,500	Scott Satterfield
2017	Dec. 23	Dollar General	Toledo	W, 34-0	Mobile, Ala.	28,706	Scott Satterfield
2018	Dec. 15	New Orleans	Middle Tennessee	W, 45-13	New Orleans	23,942	Scott Satterfield
2019	Dec. 21	New Orleans	UAB	W, 31-17	New Orleans	21,202	Shawn Clark

### CONFERENCE CHAMPIONSHIP GAMES

Year	Date	League	Opponent	Result	Site	Attend.	Coach
2018	Dec. 1	Sun Belt	Louisiana	W, 30-19	Boone, N.C.	14,963	Scott Satterfield
2019	Dec. 7	Sun Belt	Louisiana	W, 45-38	Boone, N.C.	18,618	Elijah Drinkwitz

### NCAA DIVISION I-AA/DIVISION I FCS PLAYOFFS

Year	Date	ASU Seed	Opponent	Result	Site	Attend.	Coach
1986	Nov. 29	4	<sup>13</sup> Nicholls State	L, 28-26	Boone, N.C.	6,250	Sparky Woods
1987	Nov. 28	1	<sup>16</sup> Richmond	W, 20-3	Boone, N.C.	4,138	Sparky Woods
	Dec. 5	1	<sup>8</sup> Georgia Southern	W, 19-0	Boone, N.C.	9,229	Sparky Woods
	Dec. 12	1	<sup>5</sup> Marshall	L, 24-10	Boone, N.C.	14,621	Sparky Woods
1989	Nov. 25	10	<sup>7</sup> Middle Tennessee State	L, 24-21	Murfreesboro, Tenn.	5,000	Jerry Moore
1991	Nov. 30	13	<sup>4</sup> Eastern Kentucky	L, 14-3	Richmond, Ky.	2,750	Jerry Moore
1992	Nov. 28	12	<sup>5</sup> Middle Tennessee State	L, 35-10	Murfreesboro, Tenn.	4,000	Jerry Moore
1994	Nov. 26	10	<sup>2</sup> New Hampshire	W, 17-10 (OT)	Durham, N.H.	7,329	Jerry Moore
	Dec. 3	10	<sup>2</sup> Boise State	L, 17-14	Boise, Idaho	15,302	Jerry Moore
1995	Nov. 25	4	<sup>13</sup> James Madison	W, 31-24	Boone, N.C.	9,467	Jerry Moore
	Dec. 2	4	<sup>5</sup> Stephen F. Austin	L, 27-17	Boone, N.C.	8,941	Jerry Moore
1998	Nov., 28	7	<sup>10</sup> Tennessee State	W, 45-31	Boone, N.C.	3,885	Jerry Moore
	Dec. 5	7	<sup>2</sup> Northwestern State	L, 31-20	Natchitoches, La.	10,817	Jerry Moore
1999	Nov. 27	4	<sup>13</sup> Florida A&M	L, 44-29	Boone, N.C.	6,837	Jerry Moore
2000	Nov. 25	13	<sup>4</sup> Troy State	W 33-30	Troy, Ala.	4,916	Jerry Moore
	Dec. 2	13	<sup>5</sup> Western Kentucky	W 17-14	Bowling Green, Ky.	5,100	Jerry Moore
	Dec. 9	13	<sup>1</sup> Montana	L, 19-16 (OT)	Missoula, Mont.	17,401	Jerry Moore
2001	Dec. 1	—	William & Mary	W, 40-27	Boone, N.C.	5,279	Jerry Moore
	Dec. 8	—	<sup>1</sup> Georgia Southern	L, 38-24	Statesboro, Ga.	9,352	Jerry Moore
2002	Nov. 30	—	Maine	L, 14-13	Boone, N.C.	4,311	Jerry Moore
2005	Nov. 26	2	Lafayette	W, 34-23	Boone, N.C.	6,327	Jerry Moore
	Dec. 3	2	Southern Illinois	W, 38-24	Boone, N.C.	11,108	Jerry Moore
	Dec. 10	2	Furman	W, 29-23	Boone, N.C.	15,307	Jerry Moore
	Dec. 16	2	Northern Iowa	W, 21-16	Chattanooga, Tenn.	20,236	Jerry Moore
2006	Nov. 25	1	Coastal Carolina	W, 45-28	Boone, N.C.	16,223	Jerry Moore
	Dec. 2	1	Montana State	W, 38-17	Boone, N.C.	15,116	Jerry Moore
	Dec. 9	1	<sup>4</sup> Youngstown State	W, 49-24	Boone, N.C.	18,040	Jerry Moore
	Dec. 15	1	<sup>3</sup> Massachusetts	W, 28-17	Chattanooga, Tenn.	22,808	Jerry Moore
2007	Nov. 24	—	James Madison	W, 28-27	Boone, N.C.	14,040	Jerry Moore
	Dec. 1	—	Eastern Washington	W, 38-35	Boone, N.C.	16,947	Jerry Moore
	Dec. 7	—	Richmond	W, 55-35	Boone, N.C.	24,140	Jerry Moore
	Dec. 14	—	Delaware	W, 49-21	Chattanooga, Tenn.	23,010	Jerry Moore
2008	Nov. 29	2	South Carolina State	W, 37-21	Boone, N.C.	13,712	Jerry Moore
	Dec. 6	2	Richmond	L, 33-13	Boone, N.C.	15,215	Jerry Moore
2009	Nov. 28	—	South Carolina State	W, 20-13	Boone, N.C.	12,216	Jerry Moore
	Dec. 5	—	<sup>4</sup> Richmond	W, 35-31	Richmond, Va.	7,272	Jerry Moore
	Dec. 12	—	<sup>1</sup> Montana	L, 24-17	Missoula, Mont.	24,207	Jerry Moore
2010	Dec. 4	1	Western Illinois	W, 42-14	Boone, N.C.	13,322	Jerry Moore
	Dec. 11	1	Villanova	L, 42-24	Boone, N.C.	15,706	Jerry Moore
2011	Dec. 3	—	Maine	L, 34-12	Boone, N.C.	15,291	Jerry Moore
2012	Dec. 1	—	Illinois State	L, 38-37 (OT)	Boone, N.C.	16,719	Jerry Moore

### APPALACHIAN STATE IN THE POSTSEASON BY THE NUMBERS

Years App State has advanced to postseason play:	33
Bowl appearances:	15 (in 13 years)
NCAA Division I FCS/Division I-AA playoff appearances:	20
Overall postseason record:	35-23
Bowl games:	9-6
Conference championship games:	2-0
NCAA Division I-AA/Division I FCS playoffs:	24-17
Postseason record at neutral sites:	10-5
Bowl games:	7-5
NCAA Division I-AA/Division I FCS playoffs:	3-0
Postseason record at home:	19-9
Conference championship games:	2-0
NCAA Division I-AA/Division I FCS playoffs:	17-9
Postseason record on the road:	6-9
Bowl games:	2-1
NCAA Division I-AA/Division I FCS playoffs:	4-8
Postseason coaching records:	
Jerry Moore	22-15
Scott Satterfield	5-0
Sparky Woods	2-2
E.C. Duggins	2-5
Shawn Clark	1-0
Elijah Drinkwitz	1-0
C.B. Johnston	1-0

### NOTING APPALACHIAN STATE IN THE POSTSEASON

• Appalachian State was the first program to ever win three consecutive NCAA Division I FCS/Division I-AA national championships and remains one of only two programs to accomplish the feat. Only three other programs have ever won two Division I-AA/FCS national titles in a row: Georgia Southern (1985-86, 1989-90, 1999-2000), Youngstown State (1993-94) and North Dakota State (2011-13).

• Only eight programs in NCAA football history boast three straight national titles, regardless of division. Appalachian State became the first Division I program (FCS or FBS) to accomplish the feat in 61 years when it won its third consecutive title in 2007.

### NCAA PROGRAMS WITH THREE STRAIGHT NATIONAL CHAMPIONSHIPS

Team (Division)	Years
Minnesota (I)	1934-36
Army (I)	1944-46
Augustana (III)	1983-86
North Alabama (II)	1993-95
Mount Union (III)	1996-98; 2000-02
Appalachian State (I-AA/FCS)	2005-07
Wisconsin-Whitewater (III)	2009-11
North Dakota State (FCS)	2011-15, 2017-19

• Appalachian State is the only school from the state of North Carolina to ever win an NCAA football national championship and the only public institution in the state of North Carolina to win a national title on any level of college football (private institutions Lenoir-Rhyne and Elon have won NAIA national championships).

Yosef is mountain talk for “yourself,” with the idea being that if you are an Appalachian alumnus, fan or friend and have a heart filled with black and gold, you are Yosef.

In preparing the layout for the 1942 edition of Appalachian’s annual yearbook, *The Rhododendron*, editor James Storie and associate editor Elizabeth South (who later married in June 1942) were talking with freshman Lloyd S. Isaacs and Bill Mitchell of Observer Publishing about being one picture short of a perfectly balanced annual.

The result of their chatter was the creation of a character named *Dan'l Boone Yoseff from Appalachian*. He was presented as a member of the 1941-42 freshman class.

Each member of the foursome deflected credit for the creation of Yosef. Although called the Mountaineers, Appalachian had no mascot prior to Yosef. There were no plans in 1942 for Yosef to continue and evolve into what he is today.

His initial publication was such a hit that students went so far as to want to order picture packages of Yosef instead of pictures of themselves. Undoubtedly, the caricature, the name and the idea appealed to Appalachian students.

There is a controversy as to where the original image of Yosef came from and who was responsible for the picture. Accounts mention a bookstore staff member generating a sketch but an artist in Charlotte has also been credited with the creation of the mountain man.

The next mention of the fictional character came during the years of 1946-49 when Yoseff served as a guest editorial writer in the student newspaper (*The Appalachian*). He wrote using mountain colloquialism with a penchant for misspelled words.

Yoseff dropped the second “f” and became Yosef in January of 1947. On Nov. 22, 1947, the University sponsored a Mr. and Mrs. Yosef contest. Skills needed for the titles included hog and chicken calling.

The first mention of Yosef as the mascot of the Mountaineers is a picture in the March 12, 1948 edition of *The Appalachian*. The photo tabbed him as a perennial freshman.

In 1949, John Geffrich, a 48-year-old World War II veteran, was one of the first Yosef mascots. Geffrich helped establish a lineage of male undergraduates portraying a bearded man with coveralls, a pipe and a straw hat. The addition of a musket and a black-and-gold pick-up truck called the “Yosef Mobile” came along through the generations of Yosef.

Prior to the 1983-84 academic year, a committee comprised of University students, staff and faculty members modernized Yosef’s look through a cartoon-type head and body. The Yosef mascot has undergone several overhauls over the past three decades, including one this offseason that gives the top Mountaineer a fresh new look as Appalachian State begins a new era in the Sun Belt Conference.

Responsible for providing school spirit, Yosef is an official member of Appalachian State’s cheerleading squad. He was an integral part of App State’s 1986 and 1989 UCA Division I and 2008 Speed Squad, Inc. Large Squad national championships. Yosef goes to mascot instructional camp with the Mountaineers’ cheerleaders each summer.

Yosef is also a fixture at community gatherings away from campus, including parades, school assemblies and private events. To request an appearance by Yosef at your event, contact Appalachian State sports marketing at (828) 262-6654.

**YOSEF THROUGH THE YEARS**



**1942**

The *Rhododendron* staff created *Dan'l Boone Yoseff from Appalachian*, Appalachian's first mascot.




**1983-84**

A committee comprised of Appalachian students, faculty and staff developed the first costumed Yosef.



**1949**

A lineage of bearded male Appalachian undergraduates donning coveralls, a pipe and a straw hat began portaying Yosef.



**2001**

“Touchdown Yosef” became a permanent part of the campus landscape when the statue donated by Irwin and Carol Belk was erected at the corner of Stadium Drive and Rivers Street.



The newest incarnation of Yosef was unveiled on July 1, 2014 in conjunction with Appalachian State's first official day in the Sun Belt Conference and NCAA Division I FBS.



MOUNTAINEERS IN THE NFL

### APPALACHIAN STATE IN THE NFL DRAFT

Year	Player, Pos.	Team	Round	Pick
1942	George Watts, T	Washington	15	142
1948	John Hollar, B	Chi. Cardinals	11	106
1949	Tom Murdock, B	Chi. Cardinals	16	157
1964	Larry Hand, T	Detroit	10	94
1965	Larry Harbin, B	Detroit	8	108
1984	Leroy Howell, DE	Buffalo	9	236
1986	Dino Hackett, LB	Kansas City	2	35
1988	Steve Wilkes, TE	N.Y. Giants	10	265
1990	Derrick Graham, OT	Kansas City	5	137
	Keith Collins, DB	San Diego	7	193
1992	Gary Dandridge, DB	Seattle	5	122
	Mike Frier, DT	Seattle	7	178
1993	Harold Alexander, P	Atlanta	3	67
1996	Matt Stevens, DB	Buffalo	3	87
1997	Dexter Coakley, LB	Dallas	3	65
2001	Corey Hall, DB	Atlanta	7	215
2008	Dexter Jackson, WR	Tampa Bay	2	58
	Corey Lynch, DB	Cincinnati	6	177
2010	Armanti Edwards, WR	Carolina	3	89
2011	Mark LeGree, DB	Seattle	5	156
	Daniel Kilgore, OL	San Francisco	5	163
	D.J. Smith, LB	Green Bay	6	186
2012	Brian Quick, WR	St. Louis	2	33
2013	Sam Martin, P	Detroit	5	165
	Demetrius McCray, DB	Jacksonville	7	210
2016	Ronald Blair, DL	San Francisco	5	142
2018	Colby Gossett, OL	Minnesota	6	213
2020	Darrynton Evans, RB	Tennessee	3	93
	Akeem Davis-Gaither, LB	Cincinnati	4	107

### APPALACHIAN STATE IN THE AFL DRAFT

Year	Player, Pos.	Chosen by	Round	Pick
1964	Larry Hand, T	N.Y. Jets	21	163

### MOUNTAINEERS WHO HAVE PLAYED IN THE NFL\*

Player, Pos.	Team	Year(s)	Player, Pos.	Team	Year(s)
Harold Alexander, P	Atlanta Falcons	1993-94	Demetrius McCray, DB	Jacksonville Jaguars	2013-15
Jimmy Armstrong, DB	Dallas Cowboys	1987	Oakland Raiders	2017	
Doug Beaty, RB	Detroit Lions	1988	<b>Doug Middleton, DB</b>	<b>New York Jets</b>	<b>2016-18</b>
Kenny Blacknell, LB	Dallas Cowboys	1987	<b>Miami Dolphins</b>	<b>2019</b>	
<b>Ronald Blair, DL</b>	<b>San Francisco 49ers</b>	<b>2016-19</b>	<b>Jacksonville Jaguars</b>	<b>2019</b>	
Travaris Cadet, RB	NO Saints	2012-14, 2015	New York Jets	2007-09	
	New England Patriots	2015	New England Patriots	2010	
	New York Jets	2017	New York Giants	1989	
Dexter Coakley, LB	Buffalo Bills	2017	Russell Payne, TE	Denver Broncos	1987
Will Corbin, OL	Carolina Panthers	2018	Andrew Peacock, WR	Detroit Lions	2014
Gary Dandridge, DB	Dallas Cowboys	1997-2004	DeAndre Presley, DB	Miami Dolphins	2012
Tommy Dawkins, DT	St. Louis Rams	2005-06	Carolina Panthers	2013-15	
George Demko, DE	Indianapolis Colts	2015	<b>Brian Quick, WR</b>	<b>St. Louis/L.A. Rams</b>	<b>2012-16</b>
Armanti Edwards, WR	Seattle Seahawks	1992	<b>Washington Redskins</b>	<b>2017-18</b>	
Mike Frier, DT	Pittsburgh Steelers	1987	Dallas Cowboys	2015	
	Pittsburgh Steelers	1961	Tampa Bay Buccaneers	2016	
	Carolina Panthers	2010-13	Philadelphia Eagles	1986	
	Cleveland Browns	2013	St. Louis Cardinals	1986	
	Cincinnati Bengals	1992-93	Tampa Bay Buccaneers	1989-92, 1999-2001	
	Seattle Seahawks	1994	Pittsburgh Steelers	1993-94	
<b>Colby Gossett, OL</b>	<b>Arizona Cardinals</b>	<b>2018</b>	Detroit Lions	1995-96	
Derrick Graham, OL	Kansas City Chiefs	1990-94	New Orleans Saints	1997-98	
	Carolina Panthers	1995	Miami Dolphins	2002-03	
	Seattle Seahawks	1996-97	Jacksonville Jaguars	2003	
	Oakland Raiders	1998	Denver Broncos	1987	
Dino Hackett, LB	Kansas City Chiefs	1986-92	Miami Dolphins	2002	
Corey Hall, DB	Seattle Seahawks	1993	Atlanta Falcons	1987-90	
Larry Hand, DE	Atlanta Falcons	2001	Washington Redskins	1991-92	
<b>Tae Hayes, DB</b>	Detroit Lions	1965-77	Green Bay Packers	2011-12	
	<b>Miami Dolphins</b>	<b>2019</b>	Houston Texans	2013	
	<b>Jacksonville Jaguars</b>	<b>2019</b>	Carolina Panthers	2014	
John Hollar, RB/LB	Washington Redskins	1948-49	Atlanta Falcons	1987	
	Detroit Lions	1949	Buffalo Bills	1996	
Leroy Howell, DE	Buffalo Bills	1984	Philadelphia Eagles	1997-98	
Jason Hunter, DE	Green Bay Packers	2006-08	Washington Redskins	1998-2000	
	Detroit Lions	2009	New England Patriots	2001	
	Denver Broncos	2010-12	Houston Texans	2002-03	
	Oakland Raiders	2013	Jacksonville Jaguars	2015-16	
Dexter Jackson, WR	Tampa Bay Buccaneers	2008	New England Patriots	2017	
<b>Daniel Kilgore, OL</b>	<b>San Francisco 49ers</b>	<b>2011-17</b>	Atlanta Falcons	2002	
	<b>Miami Dolphins</b>	<b>2018-19</b>	Washington Redskins	1942	
	<b>Houston Texans</b>	<b>2015-18</b>	New York Jets	2001-02	
	<b>Cleveland Browns</b>	<b>2019</b>	Tampa Bay Buccaneers	2002-03	
	Miami Dolphins	1999	Baltimore Ravens	2004-08	
Frank Leatherwood, TE	Cincinnati Bengals	2008			
Corey Lynch, S	Tampa Bay Bucs	2009-11			
	San Diego Chargers	2012			
	Tennessee Titans	2013			
	Indianapolis Colts	2013			
	Pittsburgh Steelers	1994			
Rico Mack, LB	<b>Detroit Lions</b>	<b>2013-19</b>			
<b>Sam Martin, P</b>	<b>Denver Broncos</b>	<b>2020</b>			

Active players in bold.

\* To be included in this list, players must have been a member of the organization's active, regular-season roster in previous seasons. Please contact the Appalachian State strategic communications office with any additions to this list.



In 2012, Brian Quick became the highest NFL Draft pick in Appalachian State history when the St. Louis Rams selected him with the first pick of the second round (33rd overall).