



ALL-TIME INDIVIDUAL RECORD QUICK REFERENCE

POINTS

**Game:** 56  
Stan Davis vs. Carson-Newman, Jan. 24, 1974  
**Season:** 754 Donald Sims, 2009-10  
**Career:** 2,185 Donald Sims, 2007-11

FIELD GOALS

**Game:** 25  
Stan Davis vs. Carson-Newman, Jan. 24, 1974  
**Season:** 241 Stan Davis, 1972-73  
**Career:** 712 Ronshad Shabazz, 2015-19

FIELD GOAL ATTEMPTS

**Game:** 42  
Stan Davis vs. Carson-Newman, Jan. 24, 1974  
**Season:** 546 Stan Davis, 1972-73  
**Career:** 1,737 Ronshad Shabazz, 2015-19

FIELD GOAL PERCENTAGE

**Game:** 1.000 (12-12)  
Tyson Patterson at Western Carolina, Jan. 24, 2000  
**Season:** .699 (137-196) Ricky Nedd, 1990-91  
**Career:** .690 (412-597) Ricky Nedd, 1990-94

3-POINT FIELD GOALS

**Game:** 10  
Nate Cranford at Chattanooga, Jan. 6, 2007  
**O'Showen Williams vs. South Alabama Feb. 20, 2020**  
**Season:** 123 Donald Sims, 2009-10  
**Career:** 358 Donald Sims, 2007-11

3-POINT FIELD GOAL ATTEMPTS

**Game:** 20  
Donald Sims at Mississippi State, Nov. 19, 2010  
**O'Showen Williams vs. South Aalabama, Feb. 20, 2020**  
**Season:** 309 Shawn Hall, 2002-03  
**Career:** 883 Donald Sims, 2007-11

3-POINT FIELD GOAL PCT.

**Game:** 1.000 (5-5) Six times  
**Season:** .479 (45-94) Kemp Phillips, 1986-87  
**Career:** .445 (65-146) Graham Bunn, 2001-03

FREE THROWS

**Game:** 23 John Pyecha vs. Barton, Feb. 9, 1955  
**Season:** 230 John Pyecha, 1954-55  
**Career:** 545 Donald Sims, 2007-11

FREE THROW ATTEMPTS

**Game:** 26 John Pyecha vs. Barton, Feb. 9, 1955  
**Season:** 307 John Pyecha, 1954-55  
**Career:** 671 Wayne Duncan, 1962-65

FREE THROW PERCENTAGE

**Game:** 1.000 (13-13)  
Darryl Robinson vs. The Citadel, Jan. 21, 1978  
**Season:** .951 (175-184) Donald Sims, 2009-10  
**Career:** .892 (545-611) Donald Sims, 2007-11

REBOUNDS

**Game:** 24 Larry Dudas vs. UNCW, Feb. 26, 1972  
Tony Searcy vs. High Point, Feb. 20, 1978  
**Season:** 359 Tony Searcy, 1977-78  
**Career:** 1,108 Wayne Duncan, 1962-65

ASSISTS

**Game:** 14  
Tyson Patterson vs. Lees-McRae, Nov. 27, 1999  
**Season:** 218 Tyson Patterson, 1999-00  
**Career:** 638 Tyson Patterson, 1996-00

STEALS

**Game:** 9 D.J. Thompson vs. UNCG, Feb. 22, 2007  
**Season:** 87 Tyson Patterson, 1999-00  
**Career:** 293 D.J. Thompson, 2003-07

BLOCKS

**Game:** 8 Jeremy Clayton vs. UTC, Jan. 17, 2008  
Ricky Nedd vs. Tenn. Tech, Dec. 6, 1993  
**Season:** 75 Jeremy Clayton, 2007-08  
**Career:** 220 Jeremy Clayton, 2004-08

SCORING AVERAGE

**Season:** 26.6 Dave Abernathy, 1955-56  
**Career:** 21.0 John Pyecha, 1951-55

REBOUNDING AVERAGE

**Season:** 14.7 John Pyecha, 1951-52  
**Career:** 11.2 Wayne Duncan, 1962-65

HISTORY AND RECORDS

SINGLE-GAME SCORING LEADERS

Pts.	Player	Opponent	Date	Pts.	Player	Opponent	Date
1.	56 Stan Davis	vs. Carson-Newman	Jan. 24, 1974	33.	34 Wayne Duncan	vs. Newberry	Dec. 5, 1963
2.	50 John Pyecha	vs. Western Carolina	Jan. 12, 1955	34.	34 Stan Davis	vs. Lenoir-Rhyne	Jan. 26, 1974
3.	49 John Pyecha	vs. Barton	Feb. 9, 1955	34.	34 Shawn Hall	vs. Gardner Webb	Jan. 15, 2003
4.	47 Ronshad Shabazz	at ULM	Feb. 28, 2019	35.	33 John Pyecha	vs. Catawba	Jan. 22, 1955
5.	44 Donald Sims	vs. Davidson	Jan. 9, 2010	33.	33 Dave Abernathy	vs. Catawba	Feb. 19, 1955
6.	43 Junior Braswell	vs. Davidson	Feb. 22, 1997	33.	33 Renaldo Lawrence	vs. Clemson	Dec. 17, 1977
7.	42 John Pyecha	vs. High Point	Feb. 12, 1955	33.	33 Steve Spurlock	vs. East Carolina	Dec. 8, 1990
8.	41 Stan Davis	vs. Georgia Southern	Jan. 20, 1973	33.	33 Chad McClendon	vs. VMI	Jan. 28, 1995
	41 Billy Ross	vs. Marshall	Jan. 6, 1993	33.	33 Kareem Livingston	vs. Marshall	Jan. 13, 1996
10.	40 Wayne Duncan	vs. Barton	Jan. 25, 1965	33.	33 Shawn Hall	vs. Charlotte	Nov. 25, 2002
	40 Donald Sims	at Mississippi State	Nov. 19, 2010	33.	33 D.J. Thompson	vs. Ga. Southern	Jan. 23, 2006
12.	39 Billy Ross	vs. Chattanooga	Feb. 7, 1993	33.	33 Tab Hamilton	at Presbyterian	Dec. 18, 2013
13.	38 John Pyecha	vs. Katt	Jan. 26, 1955	33.	33 Ronshad Shabazz	vs. UT Arlington	Jan. 28, 2017
	38 Frank Eaves	vs. Hofstra	Dec. 6, 2015	45.	32 John Pyecha	vs. Milligan	Dec. 4, 1954
15.	37 Preston Williams	vs. Pfeiffer	Dec. 1, 1968	32.	32 Dave Abernathy	vs. Catawba	Jan. 14, 1956
	37 Shawn Hall	vs. ETSU	Jan. 6, 2003	32.	32 Dave Abernathy	vs. Elon	Feb. 22, 1956
	37 Kellen Brand	vs. Charleston	March 7, 2010	32.	32 John Thomas	vs. ETSU	Feb. 10, 1970
	37 Frank Eaves	vs. Georgia Southern	Jan. 25, 2016	32.	32 Calvin Bowser	vs. East Carolina	Feb. 28, 1976
	37 Ronshad Shabazz	vs. Ball State	Nov. 18, 2018	32.	32 Billy Ross	vs. Davidson	Feb. 20, 1993
20.	36 Don King	vs. High Point	Feb. 13, 1960	32.	32 Nod Carter	vs. Nebraska	Dec. 1, 1993
	36 Wayne Duncan	vs. Belmont Abbey	Dec. 12, 1963	32.	32 D.J. Thompson	at Ga. Southern	Jan. 15, 2005
	36 Allan Price	vs. Newberry	Jan. 7, 1969	32.	32 D.J. Thompson	vs. UNCG	Feb. 22, 2007
	36 Steve Spurlock	vs. Charlotte	Dec. 5, 1990	32.	32 Donald Sims	vs. Coll. of Charleston	Feb. 24, 2011
	36 Chad McClendon	vs. Western Carolina	Jan. 30, 1995	32.	32 Justin Forrest	vs. Iowa State	Nov. 16, 2017
	36 Junior Braswell	vs. The Citadel	Feb. 29, 1996	32.	32 Ronshad Shabazz	vs. Iowa State	Nov. 16, 2017
	36 Ronshad Shabazz	at Georgia Southern	Jan. 21, 2017	32.	32 Ronshad Shabazz	at Arkansas State	Feb. 22, 2018
	36 Justin Forrest	at James Madison	Nov. 22, 2017	32.	32 Justin Forrest	vs. ULM	Feb. 2, 2019
28.	35 Dave Abernathy	vs. High Point	Jan. 7, 1956	32.	32 Justin Forrest	at ULM	Mar. 12, 2019
	35 Ron Coker	vs. Voorhees	Dec. 1, 1969	32.	32 Justin Forrest	at South Alabama	Dec. 19, 2019
	35 Noah Brown	at Chattanooga	Jan. 12, 2004	32.	32 Justin Forrest	at South Alabama	Dec. 19, 2019
	35 Donald Sims	vs. Chattanooga	Feb. 26, 2009				
	35 Omar Carter	at Tulsa	Nov. 12, 2010				



### SINGLE-SEASON SCORING LEADERS (500-PT CLUB)

	Pts.	Player	FG (3FG)	FT	Year
1.	754	Donald Sims	228 (123)	175	2009-10
2.	683	Billy Ross	232 (93)	126	1992-93
3.	652	Donald Sims	198 (78)	178	2010-11
4.	630	John Pyecha	200	230	1954-55
5.	609	Ronshad Shabazz	206 (80)	117	2017-18
6.	591	Allan Price	230	131	1968-69
7.	586	Ronshad Shabazz	203 (79)	101	2018-19
8.	585	Stan Davis	241	103	1972-73
9.	573	Shawn Hall	189 (103)	92	2002-03
10.	572	D.J. Thompson	175 (98)	124	2005-06
11.	567	Junior Braswell	193 (78)	103	1996-97
12.	558	Dave Abernathy	208	142	1955-56
<b>13.</b>	<b>553</b>	<b>Justin Forrest</b>	<b>173 (66)</b>	<b>141</b>	<b>2019-20</b>
14.	533	Chad McClendon	206	121	1992-93
15.	524	Dave Abernathy	197	130	1956-57
16.	525	Rufus Leach	176 (103)	70	1999-00
17.	520	Steve Spurlock	204 (11)	101	1990-91
18.	514	D.J. Thompson	153 (82)	126	2006-07
19.	511	Don King	201	109	1958-59
20.	509	James Wilcox	192	125	1965-66
21.	505	Omar Carter	184 (38)	99	2010-11
22.	502	Don King	192	118	1959-60
23.	502	Ronshad Shabazz	176 (66)	84	2016-17

### CAREER SCORING AVERAGE

1.	21.0	John Pyecha.....	1951-55
2.	20.4	Stan Davis .....	1971-74
3.	17.7	Preston Williams.....	1968-69
4.	17.5	Wayne Duncan.....	1962-65
5.	17.4	Don King .....	1958-61
6.	17.1	Allan Price.....	1966-69
7.	16.8	Donald Sims.....	2007-11
8.	16.4	Rufus Leach.....	1999-00
9.	16.4	Ronshad Shabazz.....	2015-19
10.	15.8	Rick Howe.....	1958-61

### SINGLE-SEASON SCORING AVERAGE

1.	26.6	Dave Abernathy .....	1955-56
2.	26.3	John Pyecha.....	1954-55
3.	24.4	Billy Ross .....	1992-93
4.	22.5	Stan Davis.....	1972-73
5.	21.9	Allan Price.....	1968-69
6.	21.8	Dave Abernathy .....	1956-57
7.	21.3	Don King .....	1958-59
8.	21.2	Stan Davis.....	1973-74
9.	21.0	Donald Sims.....	2010-11
10.	20.5	Shawn Hall.....	2002-03

### CAREER SCORING LEADERS (1,000-POINT CLUB)

	Pts.	Player	Years	Games	FG-FGA	Pct.	3FG-FGA	Pct.	FT-FTA	Pct.	Avg.
1.	2,185	Donald Sims	2007-11	130	641-1477	.434	358-883	.405	545-611	.892	16.8
2.	2,067	Ronshad Shabazz	2015-19	126	712-1737	.410	269-764	.352	374-517	.723	16.4
3.	1,794	Don King	1958-61	100	700-1467	.477	—	—	394-528	.746	17.9
4.	1,744	Dave Abernathy	1954-57	89	655-1432	.457	—	—	434-600	.658	19.6
5.	1,734	Wayne Duncan	1962-65	99	606-1383	.438	—	—	522-671	.778	17.5
6.	1,656	Billy Ross	1990-93	117	593-1336	.444	211-543	.389	259-366	.708	14.2
7.	1,631	Darryl Robinson	1976-79	111	638-1281	.498	—	—	355-474	.749	14.7
8.	1,599	D.J. Thompson	2003-06	123	493-1267	.389	270-702	.385	343-457	.751	13.0
9.	1,593	Rick Howe	1958-61	101	608-1285	.473	—	—	377-490	.769	15.8
10.	1,509	Stan Davis	1972-74	74	623-1371	.454	—	—	263-346	.760	20.4
11.	1,494	Charles Payton	1979-82	112	560-958	.585	—	—	374-554	.675	13.3
<b>12.</b>	<b>1,484</b>	<b>Justin Forrest</b>	<b>2017-Pres.</b>	<b>95</b>	<b>470-1216</b>	<b>.387</b>	<b>196-608</b>	<b>.322</b>	<b>348-485</b>	<b>.718</b>	<b>15.6</b>
13.	1,468	Chad McClendon	1992-95	113	558-1032	.541	0-5	.000	352-483	.729	13.0
14.	1,443	Walter Anderson	1977-80	109	574-1266	.454	—	—	295-407	.725	13.2
15.	1,422	Allan Price	1967-69	83	547-1071	.511	—	—	328-435	.754	17.1
16.	1,411	Kellen Brand	2006-10	131	478-1028	.465	155-400	.388	300-390	.769	10.8
17.	1,345	Kareem Livingston	1994-98	114	522-873	.598	0-1	.000	301-462	.652	11.8
18.	1,340	Junior Braswell	1994-97	112	450-1064	.423	172-466	.369	268-343	.781	12.0
19.	1,327	Rodney Peel	1988-92	116	439-1082	.406	229-654	.350	220-290	.759	11.4
20.	1,288	Tige Darner	1994-98	114	444-991	.448	170-436	.390	220-347	.634	11.3
21.	1,283	Steve Spurlock	1990-92	86	506-1005	.504	18-56	.321	253-362	.699	14.9
22.	1,266	Sam Gibson	1988-90	86	523-906	.577	0-1	.000	220-356	.618	14.7
23.	1,250	Kemp Phillips	1987-90	107	347-773	.449	189-437	.433	367-457	.803	11.7
24.	1,222	Tyson Patterson	1997-00	118	436-1038	.420	59-186	.317	281-430	.653	10.4
25.	1,211	Frank Eaves	2012-16	96	357-958	.373	163-466	.350	334-417	.801	12.6
26.	1,166	Noah Brown	2001-05	119	379-1025	.340	24-648	.330	174-284	.683	9.8
27.	1,155	John Pyecha	1952-55	55	395-736	.537	—	—	365-510	.716	21.0
	1,155	John Fitch	1979-82	111	493-986	.500	11-34	.393	158-202	.782	10.4
29.	1,132	Wade Capehart	1981-85	111	451-842	.536	3-12	.250	227-311	.730	10.2
30.	1,114	Danny Beauchamp	1966-68	77	425-948	.448	—	—	264-341	.774	14.5
31.	1,088	Isaac Johnson	2016-20	124	376-779	.483	43-178	.242	293-464	.631	8.8
32.	1,070	Mel Hubbard	1975-79	104	435-845	.515	—	—	200-353	.567	10.3
33.	1,044	Chris McFarland	2001-05	132	395-891	.443	56-158	.354	198-267	.742	7.9
34.	1,038	Rod Davis	1983-86	113	395-726	.544	—	—	248-367	.676	9.2

**FIELD GOALS MADE**


GAME			
1.	25	Stan Davis vs. Carson-Newman	Jan. 24, 1974
SEASON			
1.	241	Stan Davis .....	1972-73
2.	232	Billy Ross .....	1992-93
3.	230	Allan Price .....	1968-69
4.	228	Donald Sims .....	2009-10
5.	207	Preston Williams .....	1968-69
	207	Stan Davis .....	1973-74
7.	206	Chad McClendon .....	1994-95
	206	Ronshad Shabazz .....	2017-18
9.	204	Steve Spurlock .....	1990-91
10.	203	Ronshad Shabazz .....	2018-19
CAREER			
1.	712	Ronshad Shabazz .....	2015-19
2.	700	Don King .....	1958-61
3.	655	Dave Abernathy .....	1954-57
4.	641	Donald Sims .....	2007-11
5.	638	Darryl Robinson .....	1976-79
6.	623	Stan Davis .....	1972-74
7.	608	Rick Howe .....	1958-61
8.	606	Wayne Duncan .....	1962-65
9.	593	Billy Ross .....	1990-93
10.	585	Kareem Livingston .....	1994-98

**FIELD GOALS ATTEMPTED**

GAME			
1.	42	Stan Davis vs. Carson-Newman	Jan. 24, 1974
SEASON			
1.	546	Stan Davis .....	1972-73
2.	536	Billy Ross .....	1992-93
3.	521	Shawn Hall .....	2002-03
4.	515	Ronshad Shabazz .....	2017-18
5.	499	Donald Sims .....	2009-10
6.	465	Preston Williams .....	1968-69
7.	464	Allan Price .....	1968-69
8.	460	Ronshad Shabazz .....	2018-19
9.	458	D.J. Thompson .....	2005-06
10.	448	<b>Justin Forrest .....</b>	<b>2019-20</b>
CAREER			
1.	1,737	Ronshad Shabazz .....	2015-19
2.	1,477	Donald Sims .....	2007-11
3.	1,467	Don King .....	1958-61
4.	1,432	Dave Abernathy .....	1954-57
5.	1,383	Wayne Duncan .....	1962-65
6.	1,371	Stan Davis .....	1972-74
7.	1,336	Billy Ross .....	1989-93
8.	1,285	Rick Howe .....	1958-61
9.	1,281	Darryl Robinson .....	1976-79
10.	1,267	D.J. Thompson .....	2003-06

**FIELD GOAL PERCENTAGE**

GAME (MIN. 10 ATTEMPTS)			
1.	1.000 (12-12)	Tyson Patterson at W. Carolina	Jan. 24, 2000
2.	.900 (9-10)	Chris McFarland at UNCG	Feb. 17, 2004
3.	.899 (15-17)	Renaldo Lawrence at Clemson	Dec. 17, 1977
4.	.857 (12-14)	Alvin Gentry vs. Lenoir-Rhyne	Feb. 16, 1974
SEASON			
1.	.699 (137-196)	Ricky Nedd .....	1990-91
2.	.687 (92-134)	Ricky Nedd .....	1991-92
3.	.673 (99-147)	Ricky Nedd .....	1993-94
4.	.663 (178-281)	Charles Payton .....	1980-81
5.	.651 (142-218)	Josh Shehan .....	2000-01
6.	.644 (87-135)	Isaac Butts .....	2011-12
7.	.642 (122-190)	Donte Minter .....	2006-07
8.	.637 (130-204)	Kareem Livingston .....	1997-98
9.	.629 (88-140)	Jonathan Mitchell .....	2002-03
10.	.628 (145-231)	Kareem Livingston .....	1997-98
CAREER			
1.	.690 (412-597)	Ricky Nedd .....	1990-94
2.	.614 (286-466)	Donte Minter .....	2006-07
3.	.603 (365-605)	Isaac Butts .....	2007-12
4.	.598 (522-873)	Kareem Livingston .....	1994-98
5.	.591 (366-619)	Josh Shehan .....	1999-03
6.	.585 (560-958)	Charles Payton .....	1979-82
7.	.580 (244-421)	Cedrick Holmes .....	1998-00
8.	.577 (523-906)	Sam Gibson .....	1988-90
	.577 (187-324)	Hunter Seacat .....	2017-20
10.	.568 (406-715)	Jeremy Clayton .....	2004-07



Ricky Nedd



### 3-POINT FIELD GOALS MADE

GAME			SEASON			CAREER					
1.	10	Nate Cranford at Chattanooga	Jan. 6, 2007	1.	123	Donald Sims	2009-10	1.	358	Donald Sims	2007-11
	10	Ronshad Shabazz at ULM	Feb. 28, 2019	2.	103	Rufus Leach	1999-2000	2.	270	D.J. Thompson	2003-06
	<b>10</b>	<b>O'Showen Williams vs. South Alabama</b>	<b>Feb. 20, 2020</b>		103	Shawn Hall	2002-03	3.	269	Ronshad Shabazz	2015-19
4.	9	Noah Brown at Chattanooga	Jan. 12, 2004	4.	98	D.J. Thompson	2005-06	4.	229	Rodney Peel	1987-92
	9	Donald Sims vs. Chattanooga	Feb. 26, 2009	5.	93	Billy Ross	1992-93	5.	214	Noah Brown	2000-05
	9	Frank Eaves vs. Georgia Southern	Jan. 25, 2016	6.	90	Donald Sims	2008-09	6.	211	Billy Ross	1989-93
7.	8	John Braswell vs. The Citadel	Feb. 29, 1996	7.	84	Nate Cranford	2006-07	7.	209	Nate Cranford	2002-06
	8	Tige Darner vs. Davidson	Jan. 20, 1997	8.	83	Frank Eaves	2015-16	<b>8.</b>	<b>196</b>	<b>Justin Forrest</b>	<b>2017-Pres.</b>
	8	Rufus Leach at Oklahoma State	Nov. 19, 1999	9.	82	D.J. Thompson	2006-07	9.	189	Kemp Phillips	1986-90
	8	Rufus Leach vs. ETSU	Jan. 10, 2000	10.	81	Rodney Peel	1988-89	10.	172	Junior Braswell	1993-97
	8	Shawn Hall vs. Charlotte	Nov. 25, 2002								
	8	Nate Cranford vs. The Citadel	Jan. 27, 2007								
	8	Frank Eaves vs. Georgia State	Jan. 17, 2015								
	8	Ronshad Shabazz vs. UT Arlington	Jan. 28, 2017								

### 3-POINT FIELD GOALS ATTEMPTED


GAME			SEASON			CAREER					
1.	20	Donald Sims at Mississippi State	Nov. 19, 2010	1.	309	Shawn Hall	2002-03	1.	883	Donald Sims	2007-11
	<b>20</b>	<b>O'Showen Williams vs. South Alabama</b>	<b>Feb. 20, 2020</b>	2.	288	Donald Sims	2009-10	2.	764	Ronshad Shabazz	2015-19
3.	19	Shawn Hall vs. Davidson	Feb. 22, 2003	3.	257	D.J. Thompson	2005-06	3.	702	D.J. Thompson	2003-06
4.	17	Ronshad Shabazz at ULM	Feb. 28, 2019	4.	241	Rufus Leach	1999-2000	4.	654	Rodney Peel	1987-92
5.	16	Tab Hamilton at Presbyterian	Dec. 18, 2013	5.	233	Ronshad Shabazz	2017-18	5.	648	Noah Brown	2000-04
	16	Donald Sims vs. Chattanooga	Feb. 26, 2009	6.	230	Billy Ross	1992-93	<b>6.</b>	<b>608</b>	<b>Justin Forrest</b>	<b>2017-Pres.</b>
	16	Frank Eaves vs. Georgia Southern	Jan. 25, 2016	7.	228	Noah Brown	2003-04	7.	564	Nate Cranford	2002-06
8.	15	Rufus Leach at Oklahoma St.	Nov. 19, 1999	8.	221	Donald Sims	2008-09	8.	543	Billy Ross	1989-93
	15	Donald Sims at Chattanooga	Jan. 30, 2010	9.	220	Donald Sims	2010-11	9.	466	Junior Braswell	1993-97
	15	Donald Sims vs. Chattanooga	Feb. 28, 2010	10.	218	D.J. Thompson	2006-07	466	Frank Eaves	2015-16	
	15	Frank Eaves vs. Mercer	Nov. 27, 2015								

### 3-POINT FIELD GOAL PERCENTAGE

GAME (MIN. 5 ATTEMPTS)			SEASON (MIN. 1.5 ATTEMPTS PER GAME)				
1.	1.000 (5-5)	Kemp Phillips vs. Davidson	Jan. 22, 1990	1.	.479 (45-94)	Kemp Phillips	1986-87
	1.000 (5-5)	Matt McMahon at Wofford	Jan. 11, 1999	2.	.475 (75-158)	Ed Ward	1990-91
	1.000 (5-5)	Tyson Patterson at W. Carolina	Jan. 24, 2000	3.	.464 (49-97)	Ryann Abraham	2007-08
	1.000 (5-5)	D. McLaughlin-Williams at Tenn.	Dec. 6, 2005	4.	.455 (46-101)	Tige Darner	1995-96
	1.000 (5-5)	Kellen Brand at Charlotte	Nov. 12, 2007	5.	.454 (60-132)	Matt McMahon	1998-99
	1.000 (5-5)	Donald Sims vs. Milligan	Dec. 30, 2008	6.	.451 (60-133)	Kemp Phillips	1987-88
7.	.909 (10-11)	Nate Cranford at Chattanooga	Jan. 6, 2007	7.	.449 (22-49)	Darryl Person	1987-88
8.	.857 (6-7)	Kemp Phillips vs. The Citadel	Feb. 2, 1988	8.	.448 (26-58)	Shawn Alexander	1998-99
	.857 (6-7)	Graham Bunn at Chattanooga	Jan. 18, 2003	9.	.445 (57-128)	Billy Ross	1991-92
				10.	.444 (71-160)	William Cook	1993-94

### CAREER

1.	.445 (65-146)	Graham Bunn	2001-03
2.	.433 (189-437)	Kemp Phillips	1986-90
3.	.427 (103-241)	Rufus Leach	1999-2000
4.	.419 (113-270)	Ed Ward	1987-91
5.	.415 (68-164)	Shawn Alexander	1998-2001
6.	.405 (358-883)	Donald Sims	2007-11
7.	.400 (68-170)	Darryl Person	1986-88
8.	.399 (79-198)	Bennett Holley	2015-19
9.	.390 (170-436)	Tige Darner	1995-98
10.	.389 (211-543)	Billy Ross	1989-93



Kemp Phillips

**ASSISTS**

		GAME	
1.	14	Tyson Patterson vs. Lees-McRae	Nov. 27, 1999
2.	13	Junior Braswell vs. VMI	Feb. 24, 1996
	13	Graham Bunn vs. ETSU	Jan. 6, 2003
4.	12	Tyson Patterson vs. Chattanooga	Jan. 29, 2000
	12	Tyson Patterson vs. Georgia Southern	Jan. 8, 2000
	12	Tyson Patterson vs. Pfeiffer	Nov. 29, 1999
	12	Ed Ward vs. East Carolina	Dec. 8, 1990
	12	Kevin Brown vs. Wofford	Dec. 7, 1977
9.	11	Tyson Patterson vs. VMI	Jan. 17, 2000
	11	Tyson Patterson vs. Winthrop	Dec. 20, 1998
	11	Tyson Patterson vs. VMI	Feb. 21, 1998
	11	Jeff Williams vs. Western Carolina	March 4, 1993
	11	Stan Davis vs. Furman	March 1, 1973
	11	D.J. Thompson vs. College of Charleston	Jan. 29, 2007
	11	Demetrius Scott vs. The Citadel	Jan. 27, 2007

**SEASON**

1.	218	Tyson Patterson.....	1999-2000
2.	163	D.J. Thompson.....	2006-07
3.	159	Tyson Patterson.....	1997-98
4.	154	Tyson Patterson.....	1998-99
5.	153	Kemp Phillips.....	1989-90
6.	147	Jonathan Butler.....	2000-01
7.	140	Graham Bunn.....	2002-03
8.	138	Junior Braswell.....	1995-96
9.	135	D.J. Thompson.....	2004-05
10.	134	Lynwood Robinson.....	1984-85

**CAREER**

1.	638	Tyson Patterson.....	1996-2000
2.	508	D.J. Thompson.....	2003-06
3.	442	Kemp Phillips.....	1986-90
4.	420	Junior Braswell.....	1993-97
5.	373	Rodney Peel.....	1987-92
6.	346	Donald Sims.....	2007-11
7.	311	Ricky Nedd.....	1990-94
8.	307	Walter Anderson.....	1976-80
9.	298	Noah Brown.....	2000-05
10.	291	Stan Davis.....	1971-74

**STEALS**

		GAME	
1.	9	D.J. Thompson vs. UNCG	Feb. 22, 2007
2.	8	Tyson Patterson vs. Lees-McRae	Nov. 27, 1999
	8	Justin Forrest vs. Little Rock	Jan. 18, 2020
4.	7	Rodney Peel vs. Wofford	Feb. 14, 1990
	7	Tyson Patterson vs. VMI	Feb. 23, 1999
	7	Matt Jones vs. Davidson	Feb. 22, 2003
	7	Corwin Davis at SMU	Dec. 18, 2003
	7	D.J. Thompson vs. Chattanooga	Feb. 12, 2005
	7	D.J. Thompson vs. ETSU	Jan. 5, 2005
	7	Eduardo Bermudez vs. Charlotte	Nov. 19, 2008
	7	Nathan Healy vs. Western Carolina	Feb. 2, 2013

**SEASON**

1.	87	Tyson Patterson.....	1999-2000
2.	85	D.J. Thompson.....	2006-07
3.	81	D.J. Thompson.....	2005-06
	81	D.J. Thompson.....	2004-05
5.	75	Rodney Peel.....	1989-90
	75	Tyson Patterson.....	1998-99
7.	63	Marshall Phillips.....	1998-99
8.	62	Rodney Peel.....	1991-92
9.	60	Matt Jones.....	2002-03
10.	59	Nathan Healy.....	2012-13

**CAREER**

1.	293	D.J. Thompson.....	2003-06
2.	247	Tyson Patterson.....	1996-2000
3.	237	Rodney Peel.....	1987-92
4.	155	Kemp Phillips.....	1986-90
5.	152	Ricky Nedd.....	1990-94
6.	137	Junior Braswell.....	1993-97
7.	135	Isaac Johnson.....	2016-20
8.	133	Chris McFarland.....	2001-05
9.	132	Donald Sims.....	2007-11
10.	128	Matt Jones.....	2000-03



**Tyson Patterson**



**D.J. Thompson**

## REBOUNDS

### GAME


1.	24	Larry Dudas vs. UNC Wilmington	Feb. 26, 1972
	24	Tony Searcy vs. High Point	Feb. 20, 1978
3.	23	Wayne Duncan vs. Barton	Feb. 1, 1964
	23	Tony Searcy vs. The Citadel	Feb. 25, 1978
5.	22	John Pyecha vs. Catawba	Jan. 19, 1952
6.	21	Tony Searcy vs. ETSU	Jan. 26, 1978
7.	20	John Pyecha vs. Milligan	Dec. 4, 1954
8.	19	Joe Hunt vs. High Point	Jan. 26, 1952
	19	Joe Hunt vs. Lenoir-Rhyne	Feb. 2, 1952
	19	John Pyecha vs. Erskine	Feb. 19, 1952
	19	Joe Hunt vs. Erskine	Feb. 19, 1952
	19	John Pyecha vs. Catawba	Feb. 23, 1952
	19	Dave Abernathy vs. Guilford	Jan. 7, 1954
	19	John Pyecha vs. East Carolina	Dec. 17, 1954
	19	Chad McClendon vs. Western Carolina	Jan. 27, 1993
	19	Chad McClendon vs. VMI	Feb. 25, 1995
	19	Isaac Butts at Georgia Southern	Feb. 2, 2009

### SEASON

1.	359	Tony Searcy.....	1977-78
2.	352	John Pyecha.....	1951-52
3.	351	Allan Price.....	1968-69
4.	350	Rick Howe.....	1959-60
	350	Rick Howe.....	1960-61
6.	327	Joe Hunt.....	1951-52
7.	318	John Pyecha.....	1954-55
8.	310	Charles Payton.....	1980-81
9.	301	Isaac Butts.....	2009-10
10.	293	Chad McClendon.....	1994-95

### CAREER

1.	1,108	Wayne Duncan.....	1962-65
2.	1,097	Rick Howe.....	1958-61
3.	977	Isaac Johnson.....	2016-20
4.	974	Charles Payton.....	1978-82
5.	926	Mel Hubbard.....	1975-79
6.	860	Bob Campbell.....	1953-56
7.	855	Allan Price.....	1966-69
8.	840	Chad McClendon.....	1991-95
9.	805	Isaac Butts.....	2007-12
10.	783	Dave Abernathy.....	1954-57



**Chad McClendon**

## REBOUNDING AVERAGE

### SEASON

1.	14.7	John Pyecha.....	1951-52
2.	14.5	John Pyecha.....	1954-55
3.	13.6	Joe Hunt.....	1951-52
4.	13.5	Rick Howe.....	1959-60
5.	13.0	Rick Howe.....	1960-61
	13.0	Allan Price.....	1968-69
7.	12.8	Tony Searcy.....	1977-78
8.	11.1	Erwin Hill.....	1972-73
9.	10.7	Charles Payton.....	1980-81
10.	10.1	Darryl Gibson.....	1968-69
	10.1	Chad McClendon.....	1994-95

### CAREER

1.	11.2	Wayne Duncan.....	1962-65
2.	10.9	Rick Howe.....	1958-61
3.	10.3	Allan Price.....	1967-69
4.	9.8	Bob Campbell.....	1953-56
	9.8	Darryl Gibson.....	1968-70
6.	9.7	Tony Searcy.....	1977-78
7.	8.9	Mel Hubbard.....	1976-79
9.	8.8	Dave Abernathy.....	1954-57
9.	8.7	Charles Payton.....	1978-82
10.	8.5	Erwin Hill.....	1971-73
	8.5	Dale Roberts.....	1982-84



**Mel Hubbard**

**BLOCKS**

		GAME	
1.	8	Jeremy Clayton vs. Chattanooga	Jan. 17, 2008
	8	Ricky Nedd vs. Tennessee Tech	Dec. 6, 1993
3.	6	S. Spurlock vs. East Carolina	Dec. 8, 1990
	6	S. Spurlock vs. S.W. Louisiana	Dec. 12, 1990
	6	R. Nedd vs. Chattanooga	Feb. 18, 1991
	6	R. Nedd vs. ETSU	March 5, 1993
	6	R. Nedd vs. Wingate	Feb. 11, 1993
	6	Josh Grover vs. Milligan	Nov. 30, 1996
	6	Kareem Livingston vs. VMI	Jan. 10, 1998
	6	Jeremy Clayton at Georgia Southern	Feb. 5, 2007
	6	Donte Minter vs. Western Carolina	Jan. 15, 2007
	6	Jake Wilson vs. Montreat	Dec. 11, 2017

**SEASON**

1.	75	Jeremy Clayton	2007-08
2.	67	Ricky Nedd	1992-93
3.	56	Steve Spurlock	1990-91
4.	55	Jeremy Clayton	2006-07
5.	54	Ricky Nedd	1990-91
	54	Jacob Lawson	2015-16
7.	53	Ricky Nedd	1993-94
8.	52	Jeremy Clayton	2005-06
9.	50	Jonathan Mitchell	2002-03
10.	47	Sam Gibson	1989-90

**CAREER**

1.	220	Jeremy Clayton	2004-08
2.	193	Ricky Nedd	1990-94
3.	165	Kareem Livingston	1994-98
4.	160	Andre Williamson	2008-12
5.	121	Tyrell Johnson	2015-19
6.	118	Steve Spurlock	1989-92
7.	105	Sam Gibson	1987-90
8.	96	Isaac Butts	2007-12
9.	95	Chris McFarland	2001-05
10.	82	Jacob Lawson	2014-16

**GAMES PLAYED**

**SEASON**

1.	37	Ryann Abraham	2009-10
	37	Jeremi Booth	2009-10
	37	Kellen Brand	2009-10
	37	Isaac Butts	2009-10
	37	Josh Hunter	2009-10
	37	Donald Sims	2009-10
	37	Andre Williamson	2009-10
8.	34	Nathan Healy	2009-10
	34	Marcus Wright	2009-10
10.	33	Five Players	2006-07
	33	Seven Players	2017-18

**CAREER**

1.	131	Kellen Brand	2006-10
2.	130	Donald Sims	2007-11
3.	126	Andre Williamson	2008-12
	126	Ronshad Shabazz	2015-19
5.	125	Nathan Healy	2009-13
	125	Tyrell Johnson	2015-19
7.	124	Isaac Johnson	2016-20
8.	123	D.J. Thompson	2003-06
	123	Jeremi Booth	2006-11
10.	122	Griffin Kinney	2014-18



*Jeremy Clayton*



*Josh Shehan*



### MOST POINTS

App State	135, vs. Toccoa Falls	Nov. 11, 2107
Opponent	130, N.C. State	Nov. 27, 1972

### SEASON

App State	2,766	2009-10
Opponent	2,567	2009-10

### SEASON AVERAGE

App State	83.9	2002-03
Opponent	89.8	1972-73

### IN A LOSS

App State	102, vs. UNC Wilmington	Dec. 4, 1971
Opponent	100, Charlotte	Nov. 25, 2002

### FEWEST POINTS • ALL-TIME

#### GAME

App State	11, vs. Campbell	1927-28
Opponent	7, Mountain City	1925-26

#### SEASON

App State	333	1943-44
Opponent	400	1943-44

#### IN A WIN

App State	18, at Catawba	1929-30
	18, at Johnson Bible	1929-30
Opponent	15, Lenior-Rhyne	1919-20

### FEWEST POINTS • SINCE 1959-60

#### GAME

App State	37, at Marquette	Dec. 19, 1996
	37, at Wake Forest	Jan. 7, 1986
	37, vs. Oregon State	Nov. 24, 2000
	37, at Virginia Tech	Dec. 11, 2006
Opponent	32, Presbyterian	Nov. 30, 1965

#### SEASON

App State	1,607	1982-83
Opponent	1,603	1964-65

#### SEASON AVERAGE

App State	61.5	1979-80
Opponent	62.9	1979-80

#### IN A WIN

App State	49, vs. Davidson	Jan. 25, 1977
Opponent	43, Milligan	Jan. 8, 1983

### FEWEST POINTS

#### GAME

App State	37, at Wake Forest	Jan. 7, 1986
	37, at Marquette	Dec. 19, 1996
	37, vs. Oregon State	Nov. 24, 2000
	37, at Virginia Tech	Dec. 11, 2006
Opponent	44, North Greenville	Dec. 13, 2001
	44, Lees-McRae	Nov. 17, 2009

#### SEASON

App State	1,862	1985-86
Opponent	1,900	1985-86

#### SEASON AVERAGE

App State	64.2	1985-86
Opponent	65.5	1985-86

#### IN A WIN

App State	50, at Wofford	Jan. 8, 2013
Opponent	57, Chattanooga	March 4, 2005
	57, Marquette	Dec. 4, 1999

### MOST COMBINED POINTS

#### GAME

214, vs. Furman (FU 116, APP 98), Jan. 24, 1972
212, vs. UNC Wilmington (UNCW 110, APP 102), Jan. 4, 1972
211, vs. Barton (APP 112, Barton 99), Jan. 25, 1966

#### SEASON

5,333, 2009-10 (APP 2,766; Opponents 2,567)

### 100-POINT GAMES

#### SEASON

App State	5	1999-2000
Opponent	6	1972-73

#### ALL-TIME

App State	69	Last: 104 vs. Louisiana, Jan. 31, 2019
Opponent	50	Last: 105, at James Madison, Nov. 22, 2017

#### APP AT HOME

App State	58	Last: 104 vs. Louisiana, Jan. 31, 2019
-----------	----	--

#### APP ON THE ROAD

App State	10	Last: 101 at UNC Wilmington, Nov. 14, 2008
-----------	----	--

#### NEUTRAL SITE

App State	1	100 vs. VMI, March 2, 1991 in Asheville, N.C. (SoCon Tournament)
-----------	---	--

### CONSECUTIVE 100-POINT GAMES

App State	2	1951-52
	2	1959-60
	2	1984-85
	2	1999-2000
	2	2002-03
Opponent	2	1968-69
	2 (twice)	1974-75



**MOST FIELD GOALS**

GAME	
App State	50, Toccoa Falls (80 att.).....Nov. 11, 2017
Opponent	53, N.C. State (106 att.).....Nov. 27, 1972
SEASON	
App State	954 (2,006 att.)..... 2009-10
Opponent	963 (1,965 att.)..... 1972-73

**MOST FIELD GOAL ATTEMPTS**

GAME	
App State	93, vs. Luther Rice (made 43).....Nov. 11, 1970
Opponent	106, N.C. State (made 53).....Nov. 27, 1972
SEASON	
App State	2,006 (made 954)..... 2009-10
Opponent	2,164 (made 908) ..... 2009-10

**FIELD GOAL PERCENTAGE**

GAME	
<b>App State</b>	<b>.727, at Little Rock (32-of-44)..... Feb. 1, 2020</b>
Opponent	.723, Chattanooga (34-of-47).....March 6, 2003
SEASON	
App State	.524 (736-of-1,404) ..... 1980-81
Opponents	.507 (922-of-1,818) ..... 1974-75

**3-POINT FIELD GOALS**

GAME	
App State	20, Toccoa Falls (39 att.)..... Nov. 17, 2017
Opponent	17, Charlotte (26 att.)..... Nov. 25, 2002
SEASON	
App State	292 (2 times)..... 2017-18; 2018-19
Opponent	288 (840 att.) .....2009-10

**3-POINT FIELD GOALS ATTEMPTED**

GAME	
App State	42 vs. The Citadel (14 made).....Feb. 3, 2005
Opponent	45, Charlotte (17 made).....Nov. 25, 2002
SEASON	
App State	860 (292 made) ..... 2017-18
Opponent	840 (288 made) ..... 2009-10

**3-POINT FIELD GOAL PERCENTAGE**

GAME (MINIMUM 5 MADE)	
App State	.714, vs. ETSU (10-of-14)..... Jan. 28, 1988
Opponent	.786, Georgia Southern (11-of-14)..... Jan. 18, 1997
SEASON	
App State	.397 (279-703) .....2009-10
Opponent	.495 (50-101) ..... 1982-83

**TURNOVERS**

GAME	
App State	38, vs. Charlotte..... Dec. 5, 1990
Opponent	34, Erskine .....Nov. 20, 2004
SEASON	
App State	544 ..... 2009-10
Opponents	577 ..... 1999-2000

**MOST FREE THROWS**

GAME	
App State	55, vs. Barton (63 att.).....Feb. 9, 1955
Opponent	47, at Georgia Southern (47 att.).....Jan. 21, 2017
SEASON	
App State	580 (758 att.) ..... 1966-67
Opponent	526 (738 att.) .....2008-09

**MOST FREE THROW ATTEMPTS**

GAME	
App State	63 vs. Barton (made 55)..... Feb. 9, 1955
Opponent	—
SEASON	
App State	785 (made 579) .....2009-10
Opponent	753 (made 522) ..... 1971-72

**FREE THROW PERCENTAGE**

GAME	
App State	.914 vs. Lynchburg (32-of-35) ..... March 2, 1967
Opponent	1.000 at Western Carolina (17-of-17)..... Jan. 15, 2011
	<b>2 times ..... 2019-20</b>
SEASON	
App State	.765 (580-of-758) ..... 1966-67
Opponent	.745 (494-of-663) ..... 1967-68

**REBOUNDS**

GAME	
App State	85 vs. Milligan ..... 1951-52
Opponent	—
SEASON	
App State	1,563..... 1951-52
Opponent	1,273.....1992-93

**SEASON AVERAGE**

App State	65.1 (24 games, 1,563 rebounds)..... 1951-52
Opponent	48.8 (26 games, 1,268 rebounds) ..... 1992-93

**ASSISTS**

GAME	
App State	32, vs. Chattanooga ..... Feb. 13, 1978
	32, vs. Tennessee Wesleyan.....Dec. 30, 1999
Opponent	32, North Carolina ..... Jan. 17, 1998
SEASON	
App State	540 ..... 1990-91
Opponent	507 ..... 2009-10

**STEALS**

GAME	
App State	24 vs. Lees-McRae ..... Nov. 27, 1999
	24 vs. Liberty .....Dec. 1, 2001
Opponent	26, Chattanooga ..... March 6, 2003
SEASON	
App State	325 .....1999-2000
Opponent	289 ..... 1990-91



### BLOCKED SHOTS

#### GAME

App State	12, vs. Milligan	Nov. 30, 1996
	12, vs. Lees-McRae	Nov. 11, 2011
Opponent	15, VMI	Feb. 10, 2003

#### SEASON

App State	155	1990-91
Opponents	124	2008-09

### GAMES PLAYED

#### MOST GAMES

37	2009-10 (24-13)
----	-----------------

#### FEWEST GAMES

7	1943-44 (0-7)
---	---------------

### WINS

#### MOST WINS

25	2006-07 (25-8)
----	----------------

#### FEWEST WINS

0	1943-44 (0-7)
---	---------------

### WINNING STREAKS

#### SEASON

17	1939-40 (19-3)
----	----------------

#### OVER ONE OPPONENT

18	vs. Barton
----	------------

### WINNING PERCENTAGE

#### HIGHEST PERCENTAGE

.880 (22-3)	1940-41
-------------	---------

#### LOWEST PERCENTAGE

.000 (0-7)	1943-44
------------	---------

### LOSSES

#### MOST LOSSES

23 (3-23)	1974-75
-----------	---------

#### FEWEST LOSSES

3 (19-3)	1939-40
3 (22-3)	1940-41
3 (11-3)	1946-47

### LOSING STREAKS

#### SEASON

12 (4-20)	1956-57
12 (3-23)	1974-75

#### VERSUS ONE OPPONENT

20	vs. Wake Forest
----	-----------------

### VICTORY MARGIN

#### GAME

App State	101, vs. Toccoa Falls (135-34)	Nov. 17, 2017
Opponent	77, N.C. State (130-53)	Nov. 27, 1972

### LARGEST CROWDS

#### GAME

Home	8,564, vs. ETSU	Jan. 20, 1990
HCC	8,350, vs. Davidson	Jan. 12, 2009
Road	21,572, at North Carolina	Jan. 17, 1998
Neutral	17,421, vs. Bucknell (Lobo Invitational)	Dec. 28, 1996
	Albuquerque, N.M.	
Postseason	17,297 vs. Ohio State (NCAA Tournament)	Mar. 17, 2000
	Nashville, Tenn.	

#### SEASON

Home	69,030 (15 dates)	1980-81
HCC	40,418 (14 dates)	2002-03
All	144,433 (32 dates)	1999-00

#### SEASON AVERAGE

Home	5,111 (13 dates)	1977-78
HCC	2,887 (14 dates)	2002-03
All	5,031 (28 dates)	1977-78



Varsity Gym

**INDIVIDUAL GAME RECORDS**

**POINTS**  
 App State 56 Stan Davis vs. Carson-Newman ...Jan. 24, 1974  
 Opponent 38 Stephen Curry, Davidson .....Nov. 26, 2007  
 38 Erick Neal, UT Arlington .....Feb. 1, 2017

**FIELD GOALS**  
 App State 25 Stan Davis vs. Carson-Newman ...Jan. 24, 1974  
 Opponent 14 Three times  
 Last: Aaron Brackett, UNCG.....Jan. 13, 2011

**FIELD GOAL ATTEMPTS**  
 App State 42 Stan Davis vs. Carson-Newman ..Jan. 24, 1974  
 Opponent 27 Stephen Curry, Davidson .....Nov. 26, 2007

**FIELD GOAL PERCENTAGE**  
 App State 1.000 (9-9) Davis Bowne vs. W. Carolina .....Jan. 15, 2007  
 Opponent 1.000 (6-6) Tyler Berg, Wofford .....Jan. 10, 2004  
 1.000 (6-6) Willie Clayton, Charlotte .....Dec. 18, 2014

**THREE-POINT FIELD GOALS**  
 App State 10 Nate Cranford at Chattanooga ..... Jan. 6, 2007  
 Ronshad Shabazz at ULM ..... Feb. 28, 2019  
**O'Showen Williams vs. South Alabama.. Feb. 20, 2020**  
 Opponent 9 Stephen Curry, Davidson .....Nov. 26, 2007

**THREE-POINT FIELD GOAL ATTEMPTS**  
 App State 20 Donald Sims at Mississippi St. ....Nov. 19, 2010  
 20 **O'Showen Williams vs. South Alabama.. Feb. 20, 2020**  
 Opponent 18 Demon Brown, Charlotte .....Nov. 25, 2002

**THREE-POINT FIELD GOAL PERCENTAGE**  
 App State 1.000 (5-5) Six times  
 Last: Donald Sims vs. Milligan.....Dec. 30, 2008  
 Opponent 1.000 (6-6) Two times  
 Last: Christian Webster, Harvard.....March 17, 2010

**FREE THROWS MADE**  
 App State 14 Kellen Brand vs. UNCW .....Nov. 13, 2009  
 Opponent 13 Howard Wilkerson, Wofford .....Jan. 10, 2004  
 Rodrick Sikes, South Alabama.....Jan. 20, 2018

**FREE THROW ATTEMPTS**  
 App State 19 Josh Shehan vs. Gardner-Webb ..Jan. 15, 2003  
 Opponent 17 Howard Wilkerson, Wofford .....Jan. 10, 2004

**FREE THROW PERCENTAGE**  
 App State 1.000 (14-14) Kellen Brand vs. UNCW.....Nov. 13, 2009  
 Opponent 1.000 (12-12) 7 times .....Jan. 8, 2005  
 Last: Tayler Persons vs. Ball State.....Nov. 18, 2019

**REBOUNDS**  
 App State 24 Two times .....  
 Last: Tony Searcy vs. High Point . Feb. 20, 1978  
 Opponent 20 Howard Wilkerson, Wofford .....Jan. 10, 2004

**ASSISTS**  
 App State 14 Tyson Patterson vs. Lees-McRae.Nov. 27, 1999  
 Opponent 15 PJ Hardwick, Arkansas State ..... Jan. 3, 2015

**BLOCKS**  
 App State 8 Two times .....  
 Last: Jeremy Clayton vs. Elon.....Jan. 28, 2008  
 Opponent 7 Jimmie Taylor, Alabama .....Dec. 21, 2015

**STEALS**  
 App State 9 D.J. Thompson vs. UNCG ..... Feb. 22, 2007  
 Opponent 8 Ledell Eackles, Campbell .....Nov. 27, 2006

**ATTENDANCE RECORDS**

- LARGEST CROWDS (HOLMES CENTER)**
- 8,350 Davidson .....Jan. 12, 2009
  - 8,325 North Carolina .....Nov. 17, 2000
  - 5,373 Davidson ..... Feb. 22, 2003
  - 5,343 Charlotte.....Nov. 25, 2002
  - 5,109 Western Carolina ..... Feb. 22, 2005
  - 5,075 Western Carolina .....Jan. 23, 2010
  - 5,011 UNCG .....Feb. 22, 2007
  - 4,055 Elon.....Jan. 13, 2007
  - 3,949 Davidson ..... Feb. 2, 2002
  - 3,893 The Citadel.....Feb. 1, 2003
  - 3,891 Western Carolina ..... Feb. 13, 2004
  - 3,743 Georgia Southern.....Jan. 19, 2008
  - 3,731 ETSU.....Jan. 24, 2004
  - 3,716 The Citadel.....Jan. 27, 2007
  - 3,697 Western Carolina .....Feb. 3, 2003

- LARGEST CONFERENCE GAME CROWDS**
- 8,350 Davidson .....Jan. 12, 2009
  - 5,373 Davidson ..... Feb. 22, 2003
  - 5,109 Western Carolina ..... Feb. 22, 2005
  - 5,074 Western Carolina .....Jan. 23, 2010
  - 5,011 UNCG .....Feb. 22, 2007

- LARGEST NON-CONFERENCE GAME CROWD**
- 8,325 North Carolina .....Nov. 17, 2000
  - 5,343 Charlotte.....Nov. 25, 2002
  - 3,437 Arkansas-Little Rock.....Nov. 18, 2005
  - 3,351 East Carolina.....Nov. 19, 2001
  - 3,210 Charlotte.....Nov. 19, 2008

- LARGEST WEEKDAY GAME CROWDS**
- 8,350 Davidson .....Jan. 12, 2009
  - 8,325 North Carolina .....Nov. 17, 2000
  - 5,373 Davidson ..... Feb. 22, 2003
  - 5,343 Charlotte.....Nov. 25, 2002
  - 5,109 Western Carolina ..... Feb. 22, 2005

- LARGEST WEEKEND GAME CROWDS**
- 5,075 Western Carolina .....Jan. 23, 2010
  - 4,055 Elon.....Jan. 13, 2007
  - 3,949 Davidson .....Feb. 2, 2002
  - 3,893 The Citadel.....Feb. 1, 2003
  - 3,731 ETSU.....Jan. 24, 2004



**Shawn Hall**



## APPALACHIAN

1.	135 vs. Toccoa Falls (34)	Nov. 11, 2017
2.	125 vs. Mars Hill (62)	Nov. 6, 2018
3.	120 vs. Wofford (69)	Dec. 7, 1977
4.	119 vs. Warren Wilson (51)	Nov. 17, 2016
5.	117 vs. Lees-McRae (74)	Nov. 27, 1999
6.	116 vs. Montreat (57)	Dec. 11, 2016
7.	113 vs. Milligan (91)	Dec. 17, 2009
8.	112 vs. College of Charleston (58)	Dec. 8, 1959
	112 vs. Barton (99)	Jan. 25, 1966
	112 vs. Presbyterian (78)	Nov. 29, 1966
	112 vs. Pikeville, Ky. (78)	Dec. 5, 1991
	112 vs. Mars Hill (77)	Dec. 9, 1995
	112 vs. Tennessee Wesleyan (48)	Dec. 30, 1999
	112 vs. Milligan (47)	Dec. 30, 2008
15.	111 vs. Marshall (92)	Jan. 6, 1993
	111 vs. Georgia Southern (83)	Feb. 13, 2010
17.	110 vs. Chattanooga (63)	Feb. 13, 1978
	110 vs. Georgia State (69)	Dec. 2, 1989
	110 vs. Anderson (48)	Nov. 18, 1997
20.	109 vs. North Greenville (71)	Nov. 13, 2006
	109 vs. Luther Rice (66)	Dec. 11, 1970
	109 vs. Greensboro College (53)	Nov. 23, 1998
23.	108 vs. Methodist (85)	Nov. 30, 1987
	108 vs. ETSU (90)	Jan. 28, 1988
	108 vs. ETSU (94)	Jan. 6, 2003
26.	107 vs. Western Carolina (85)	Feb. 24, 1961
	107 vs. Newberry (63)	Dec. 5, 1963
	107 vs. Barton (78)	Jan. 23, 1969
	107 vs. Central Wesleyan (58)	Nov. 27, 1984
	107 vs. Barton (61)	Nov. 24, 2001
	107 vs. Chattanooga (99)	Jan. 18, 2003
32.	106 vs. Pfeiffer (68)	Jan. 19, 1966
33.	105 vs. Montreat (57)	Jan. 16, 2006
	105 vs. Barton (97)	Feb. 9, 1955
	105 vs. Newberry (83)	Jan. 7, 1969
	105 vs. Catawba (69)	Feb. 14, 1970
	105 vs. Belmont Abbey (78)	Feb. 2, 1966
38.	104 vs. Pfeiffer (76)	Feb. 14, 1959
	104 vs. UNC Wilmington (67)	Dec. 4, 1971
	104 vs. Pfeiffer (90)	Nov. 29, 1999
	104 vs. Mars Hill (72)	Nov. 22, 2002
	104 vs. Louisiana (77)	Jan. 31, 2019
43.	103 vs. Emory & Henry (76)	Dec. 10, 1959
	103 vs. VMI (82)	Dec. 13, 1978
	103 vs. Barber-Scotia (53)	Dec. 12, 1984
	103 vs. Charlotte (100)	Nov. 25, 2002
47.	102 vs. Western Carolina (58)	Feb. 20, 1952
	102 vs. UNC Wilmington (110)	Jan. 4, 1969
	102 vs. Marshall (77)	Jan. 31, 1994
	102 at Western Carolina (82)	Jan. 24, 2000
51.	101 vs. Voorhees (77)	Jan. 19, 1970
	101 vs. The Citadel (64)	Jan. 13, 1990
	101 vs. Montana State (81)	Dec. 3, 1990
	101 vs. Western Carolina (83)	Feb. 26, 2000
	101 vs. Gardner-Webb (93)	Jan. 23, 2002
	101 at UNC Wilmington (108)	Nov. 14, 2008
	101 vs. Montreat (71)	Nov. 16, 2010
58.	100 vs. Western Carolina (91)	Jan. 15, 2007
	100 vs. Catawba (76)	Feb. 23, 1952
	100 vs. Newberry (79)	Jan. 18, 1962
	100 vs. Lynchburg (84)	March 9, 1967
	100 vs. Limestone (74)	Dec. 15, 1984
	100 vs. Hawaii-Hilo (71)	Dec. 27, 1987
	100 vs. Western Carolina (85)	Feb. 13, 1988
	100 vs. VMI (72)	March 2, 1991
	100 vs. VMI (64)	Jan. 9, 1999
	100 vs. Milligan (68)	Dec. 21, 2013
	100 vs. Georgia Southern (101)	Jan. 25, 2016
	100 vs. Howard (86)	Dec. 4, 2018

### THE LAST TIME APP STATE SCORED 100 POINTS ...

Overall	104 vs. Louisiana (77), Jan. 28, 2019
At Home	104 vs. Louisiana (77), Jan. 28, 2019
On the Road	101 at UNC Wilmington, Nov. 14, 2008

## OPPONENTS

1.	130 by North Carolina State (53)	Nov. 27, 1972
2.	116 by Furman (98)	Jan. 24, 1972
3.	111 by Richmond (69)	Jan. 29, 1973
	111 by Furman (71)	Jan. 5, 1974
5.	110 by Stetson (61)	Jan. 15, 1957
	110 by UNC Wilmington (102)	Jan. 4, 1968
	110 by Duke (74)	Nov. 28, 1987
	110 by TCU (76)	Dec. 20, 2001
9.	109 by Davidson (96)	Dec. 17, 1971
10.	108 by Western Carolina (70)	Feb. 17, 1953
	108 by Davidson (81)	Feb. 15, 1973
	108 by Nebraska (71)	Dec. 31, 1994
	108 by College of Charleston (96)	Feb. 15, 2003
	108 by UNC Wilmington (101)	Nov. 14, 2008
15.	107 by Lenoir-Rhyne (76)	Feb. 5, 1955
	107 by High Point (71)	Feb. 8, 1969
	107 by Wake Forest (65)	Dec. 18, 1972
18.	106 by Western Carolina (70)	Jan. 16, 1971
19.	105 by Barton (87)	Feb. 10, 1969
	105 by ETSU (87)	Feb. 7, 1973
	105 by James Madison (99)	Nov. 22, 2017
22.	104 by Carson-Newman (93)	Jan. 27, 1971
	104 by SW Louisiana (96)	Dec. 28, 1989
	104 by Georgia Southern (83)	Feb. 24, 1975
	104 by South Alabama (95)	Jan. 8, 2015
	104 by Iowa State (98)	Nov. 16, 2017
26.	103 by Furman (83)	Jan. 29, 1973
	103 by Clemson (57)	Dec. 9, 1974
	103 by Georgia Southern (76)	Jan. 9, 1993
	103 by Indiana (59)	Dec. 29, 1995
	103 by Tennessee (94)	Nov. 15, 2016
31.	102 by Elon (81)	Jan. 11, 1956
	102 by Catawba (84)	Feb. 18, 1956
	102 by Lenoir-Rhyne (83)	Feb. 20, 1971
	102 by Furman (91)	Dec. 9, 1971
	102 by Davidson (69)	Dec. 3, 2005
36.	101 by Mercer (70)	Feb. 7, 1972
	101 by Furman (68)	March 1, 1973
	101 by Richmond (70)	Jan. 18, 1975
	101 by Richmond (97)	Feb. 26, 1975
	101 by Marshall (72)	Feb. 22, 1988
	101 by ETSU (82)	March 3, 1991
	101 by ETSU (86)	Feb. 27, 1994
	101 by Georgia Southern (89)	Jan. 7, 2002
	101 by Marquette (78)	Dec. 7, 2002
	101 by Campbell (82)	Nov. 16, 2012
	101 by Georgia Southern (100)	Jan. 25, 2016
46.	100 by William & Mary (63)	Dec. 1, 1973
	100 by Wake Forest (69)	Dec. 11, 1974
	100 by ETSU (68)	Feb. 1, 1996
	100 by Charlotte (103)	Nov. 25, 2002

### LAST TIME AN OPPONENT SCORED 100 POINTS

Overall	105 by James Madison, Nov. 22, 2017
In Boone	101 by Georgia Southern, Jan. 25, 2016

*The Mountaineers have given up 100 points in just 21 games over the past 37 seasons.*

### APPALACHIAN'S ...

100-Point Games in Boone	58
100-Point Games on the Road	10
100-point Games at a Neutral Site	1
100-Point Games in SoCon/Sun Belt Play	17

**YEAR-BY-YEAR ATTENDANCE**

Year	OVERALL			HOME			ROAD					
	G	Total	Avg.	Largest	G	Total	Avg.	Largest	G	Total	Avg.	Largest
1976-77	29	139,596	4,814	12,759	12	55,230	4,603	6,500	17	84,366	4,963	12,759
1979-78	28	140,868	5,031	9,638	13	66,443	5,111	6,285	15	74,425	4,962	9,638
1978-79	29	134,449	4,636	8,468	14	68,275	4,877	6,112	15	66,174	4,412	8,468
1979-80	28	112,342	4,012	8,200	12	49,805	4,150	5,720	16	62,537	3,909	8,200
1980-81	29	128,248	4,422	7,800	15	69,030	4,602	7,335	14	59,218	4,230	7,800
1981-82	26	104,641	4,025	—	12	49,967	3,914	—	14	54,674	3,905	—
1982-83	27	89,495	3,315	8,564	13	36,075	2,775	4,680	14	53,420	3,816	8,564
1983-84	29	122,490	4,224	9,517	11	49,145	4,468	5,318	18	73,345	4,075	9,517
1984-85	28	119,871	4,281	8,564	13	55,065	4,236	6,929	15	64,806	4,320	8,564
1985-86	29	124,502	4,293	10,211	14	54,574	3,898	7,191	15	69,928	4,662	10,211
1986-87	28	114,589	4,092	10,557	12	28,741	2,395	4,114	16	85,848	5,366	10,557
1987-88	29	106,510	3,673	15,300	12	41,265	3,439	4,806	17	65,245	3,838	15,300
1988-89	28	113,938	4,069	10,744	13	50,571	3,890	6,399	15	63,367	4,225	10,744
1989-90	30	133,919	4,464	10,475	13	54,886	4,222	8,564	17	79,033	4,649	10,475
1990-91	30	123,029	4,101	10,607	13	53,630	4,125	8,072	17	69,399	4,082	10,607
1991-92	29	114,200	3,938	11,189	13	43,388	3,338	7,862	16	70,812	4,426	11,189
1992-93	28	89,671	3,203	13,641	13	32,325	2,487	6,823	15	57,346	3,823	13,641
1993-94	27	95,119	3,523	8,197	13	43,135	3,318	5,631	14	51,984	3,713	8,197
1994-95	29	100,028	3,449	9,950	11	22,997	2,091	3,412	18	77,031	4,280	9,950
1995-96	28	98,165	3,506	12,679	13	26,211	2,016	7,831	15	71,954	4,797	12,679
1996-97	28	125,046	4,466	17,421	11	23,914	2,174	2,876	17	101,132	5,949	17,421
1997-98	29	112,159	3,868	21,572	15	43,427	2,895	5,210	14	68,732	4,909	21,572
1998-99	29	114,885	3,962	20,257	14	42,204	3,015	7,317	15	72,681	4,845	20,257
1999-2000	32	144,439	4,514	17,297	12	42,834	3,570	6,224	20	101,599	4,618	17,297
2000-01	31	92,044	2,969	13,528	14	36,007	2,572	8,325	17	56,028	3,296	13,528
2001-02	28	93,567	3,342	12,673	13	31,878	2,452	3,949	15	61,780	4,119	12,673
2002-03	29	111,502	3,845	13,522	14	40,418	2,887	5,373	13	65,516	5,040	13,522
2003-04	30	90,787	3,026	8,309	11	26,155	2,378	3,891	14	54,854	3,918	8,936
2004-05	30	90,432	3,014	7,533	14	25,741	1,839	5,109	14	56,833	4,060	7,533
2005-06	30	100,256	3,342	14,665	12	24,511	2,043	3,437	14	63,531	4,538	14,665
2006-07	33	111,071	3,366	10,478	13	32,894	2,530	5,011	15	68,718	4,581	10,478
2007-08	31	88,213	2,846	10,835	13	31,790	2,445	3,743	14	41,299	2,950	7,065
2008-09	31	91,169	2,941	12,195	14	32,841	2,346	8,350	14	41,027	2,930	12,195
2009-10	37	136,348	3,685	19,027	18	36,456	2,025	5,074	16	88,259	5,516	19,027
2010-11	31	88,834	2,866	13,398	12	20,977	1,748	2,356	14	59,917	4,280	13,398
2011-12	31	99,821	3,220	20,892	14	24,655	1,761	3,476	14	58,729	4,195	20,892
2012-13	31	89,785	2,896	9,388	14	21,411	1,529	2,910	15	68,374	3,813	9,388
2013-14	30	71,386	2,379	13,164	14	15,815	1,130	2,041	15	55,571	3,497	13,164
2014-15	29	71,664	2,471	9,515	12	19,422	1,618	2,622	17	52,242	3,073	9,515
2015-16	31	80,759	2,605	18,336	13	15,765	1,213	2,069	15	64,644	4,310	18,336
2016-17	30	86,340	2,878	16,417	14	18,854	1,347	2,497	15	67,486	4,442	16,417
2017-18	33	77,904	2,361	12,616	13	16,490	1,268	2,047	15	61,414	4,094	12,616
2018-19	32	82,304	2,572	9,701	14	14,364	1,026	2,076	15	56,846	3,790	9,701
2019-20	33	85,942	2,604	17,592	15	25,276	1,685	3,027	16	60,666	3,765	17,592
<b>Totals</b>	<b>1,277</b>	<b>4,559,567</b>	<b>3,571</b>	<b>21,572</b>	<b>556</b>	<b>1,450,271</b>	<b>2,609</b>	<b>8,564</b>	<b>659</b>	<b>2,861,642</b>	<b>4,342</b>	<b>21,572</b>

**HISTORY AND RECORDS**

**TOP HOME CROWDS**

Crowd	Opponent	Result	Date
8,564	vs. ETSU	L 94-96	Jan. 20, 1990
8,350	vs. Davidson	L 52-70	Jan. 12, 2009
8,325	vs. North Carolina	L 69-99	Nov. 17, 2000
8,072	vs. ETSU	L 78-94	Feb. 2, 1991
7,862	vs. ETSU	L 63-70	Feb. 29, 1992
7,831	vs. Georgia Tech	L 65-89	Dec. 2, 1995
7,335	vs. Davidson	W 78-77	Feb. 21, 1981
7,317	vs. Davidson	W 71-64	Feb. 20, 1999
7,191	vs. Davidson	W 69-65	Jan. 18, 1986
7,106	vs. Charlotte	W 88-81	Dec. 4, 1989
6,929	vs. Davidson	L 68-70	Jan. 12, 1985
6,870	vs. Charlotte	W 53-52	Jan. 31, 1981
6,823	vs. ETSU	L 79-98	Jan. 23, 1993
6,700	vs. Lenoir-Rhyne	W 63-60	Feb. 16, 1974
6,642	vs. Western Carolina	L 60-63	Feb. 2, 1985
6,500	vs. Lenoir-Rhyne	W 66-64	Dec. 7, 1968
6,500	vs. Charlotte	L 59-85	Jan. 19, 1977
6,417	vs. Marshall	L 67-76	Jan. 14, 1985
6,399	vs. Marshall	L 76-83	Jan. 28, 1989
6,285	vs. Western Carolina	W 75-68	Feb. 4, 1978
6,192	vs. Charlotte	W 84-73	Dec. 7, 1985
6,112	vs. Charlotte	W 58-47	Jan. 20, 1979

**TOP ROAD CROWDS**

Crowd	Opponent	Result	Date
21,572	at North Carolina	L 63-96	Jan. 17, 1998
20,892	at North Carolina	L 82-97	Dec. 17, 2011
20,257	at North Carolina	L 64-87	Nov. 13, 1998
19,027	at Louisville	L 53-80	Nov. 23, 2009
18,336	at North Carolina	L 70-94	Dec. 21, 2015
17,592	at NC State	L 60-72	Dec. 29, 2019
17,421	vs. Bucknell *	W 71-62	Dec. 28, 1996
17,297	vs. Ohio State +	L 61-87	March 17, 2000
16,995	vs. Mississippi *	L 74-82	Dec. 27, 1996
16,417	at NC State	L 64-97	Dec. 15, 2016
15,300	at Kansas	L 62-73	Dec. 7, 1987
14,610	at Minnesota	L 67-81	Nov. 21, 1998
14,665	at Wake Forest	L 78-91	Nov. 25, 2005
13,641	at Nebraska	L 83-93	Dec. 19, 1992
13,528	at Purdue	L 65-79	Dec. 2, 2000
13,522	at Marquette	L 78-101	Dec. 7, 2002
13,435	at Dayton	L 49-65	Dec. 21, 2009
13,398	at Vanderbilt	L 73-86	Nov. 27, 2010
13,164	at NC State	L 77-98	Nov. 8, 2013
12,876	at Tennessee	L 81-89	Dec. 6, 2005
12,759	at Maryland	L 74-76	Dec. 18, 1976
12,679	vs. Indiana %	L 59-103	Dec. 29, 1995
12,673	at Tennessee	L 66-97	Nov. 11, 2001
12,616	at Ohio State	L 67-80	Dec. 16, 2017
12,195	at Texas	L 43-78	Jan. 2, 2009

\* Lobo Invitational, Albuquerque, N.M.  
% Hoosier Classic, Indianapolis, Ind.

+ NCAA Tournament, Nashville, Tenn.



Season	W-L	Pct.	FG	FGA	Pct.	Opp.			3FG	FGA	Pct.	Opp.			FT	FTA	Pct.
						FG	FGA	Pct.				3FG	FGA	Pct.			
1959-60	19-9	.679	780	1778	.439	684	1702	.402	—	—	—	—	—	—	480	632	.759
1960-61	17-10	.629	727	1659	.438	697	1709	.408	—	—	—	—	—	—	540	710	.761
1961-62	11-13	.458	631	1497	.422	630	1452	.434	—	—	—	—	—	—	372	550	.676
1962-63	14-12	.539	649	1579	.411	639	1499	.426	—	—	—	—	—	—	389	568	.685
1963-64	14-12	.539	729	1817	.401	720	1654	.435	—	—	—	—	—	—	436	601	.725
1964-65	14-10	.583	648	1452	.446	591	1431	.413	—	—	—	—	—	—	394	547	.720
1965-66	17-10	.630	773	1740	.444	726	1693	.429	—	—	—	—	—	—	484	666	.727
1966-67	21-8	.724	879	1805	.487	825	1745	.473	—	—	—	—	—	—	580	758	.765
1967-68	14-13	.519	832	1770	.470	785	1724	.455	—	—	—	—	—	—	449	594	.756
1968-69	12-15	.444	854	1874	.456	866	1838	.471	—	—	—	—	—	—	410	640	.641
1969-70	15-12	.556	802	1746	.459	697	1658	.420	—	—	—	—	—	—	436	648	.673
1970-71	8-16	.333	693	1551	.447	719	1600	.449	—	—	—	—	—	—	381	539	.707
1971-72	8-18	.308	786	1726	.455	848	1789	.474	—	—	—	—	—	—	493	743	.664
1972-73	6-20	.231	801	1821	.440	963	1965	.490	—	—	—	—	—	—	348	486	.716
1973-74	5-20	.200	723	1615	.448	825	1663	.496	—	—	—	—	—	—	296	457	.648
1974-75	3-23	.115	796	1723	.462	922	1818	.507	—	—	—	—	—	—	280	397	.705
1975-76	13-14	.448	760	1662	.457	850	1861	.457	—	—	—	—	—	—	354	537	.659
1976-77	17-12	.586	794	1759	.451	825	1854	.445	—	—	—	—	—	—	352	539	.653
1977-78	15-13	.536	893	1774	.503	884	1910	.463	—	—	—	—	—	—	437	633	.690
1978-79	23-6	.793	801	1573	.509	791	1801	.439	—	—	—	—	—	—	486	682	.713
1979-80	12-16	.429	697	1465	.476	695	1483	.469	—	—	—	—	—	—	329	487	.676
1980-81	20-9	.690	736	1404	.524	733	1645	.446	10	36	.278	19	81	.235	440	650	.677
1981-82	11-15	.426	667	1341	.497	650	1379	.471	6	21	.286	5	18	.278	290	445	.652
1982-83	6-21	.222	602	1262	.477	694	1443	.481	12	42	.286	50	101	.495	391	576	.679
1983-84	13-16	.448	735	1499	.490	749	1564	.479	9	30	.300	37	93	.398	413	653	.632
1984-85	14-14	.500	761	1511	.504	767	1627	.471	—	—	—	—	—	—	495	678	.730
1985-86	17-12	.586	744	1493	.498	745	1623	.459	—	—	—	—	—	—	375	568	.660
1986-87	7-21	.250	643	1475	.436	753	1517	.496	113	304	.372	72	196	.367	420	647	.649
1987-88	16-13	.552	811	1666	.487	792	1607	.493	133	346	.384	84	236	.356	455	641	.710
1988-89	20-8	.714	754	1571	.480	726	1570	.462	133	350	.380	105	292	.360	489	680	.719
1989-90	19-11	.633	897	1862	.482	843	1765	.478	153	432	.354	134	370	.362	505	734	.688
1990-91	16-14	.533	939	1821	.516	945	2032	.465	136	356	.382	201	531	.379	469	748	.627
1991-92	15-14	.517	811	1710	.474	790	1746	.453	147	400	.368	152	397	.383	461	679	.679
1992-93	13-15	.464	824	1825	.452	866	1954	.443	188	591	.318	150	466	.322	440	658	.669
1993-94	16-11	.593	748	1599	.468	762	1684	.453	165	446	.370	162	462	.351	409	609	.672
1994-95	9-20	.310	774	1721	.450	828	1829	.453	170	527	.325	170	498	.341	407	563	.723
1995-96	8-20	.286	716	1556	.460	895	1842	.486	167	458	.365	177	450	.393	408	599	.681
1996-97	14-14	.500	718	1485	.484	731	1612	.453	178	455	.391	174	456	.382	376	563	.668
1997-98	21-8	.724	741	1646	.450	719	1709	.421	140	458	.306	154	469	.328	467	731	.639
1998-99	21-8	.724	776	1661	.467	688	1620	.425	137	371	.369	189	502	.376	365	711	.671
1999-00	23-9	.719	915	1882	.486	795	1857	.428	200	515	.388	173	569	.304	500	705	.709
2000-01	11-20	.355	743	1715	.433	771	1742	.443	133	438	.304	196	559	.351	386	572	.675
2001-02	10-18	.357	745	1700	.438	798	1714	.466	170	481	.353	164	481	.341	480	703	.683
2002-03	19-10	.655	844	1855	.448	846	1870	.452	207	641	.323	222	642	.346	539	753	.716
2003-04	9-21	.300	766	1874	.409	746	1672	.446	204	626	.326	162	511	.317	355	554	.641
2004-05	18-12	.600	797	1801	.443	754	1712	.440	258	724	.365	179	552	.324	340	521	.653
2005-06	14-16	.467	731	1703	.429	739	1687	.438	249	703	.354	222	626	.355	389	550	.707
2006-07	25-8	.758	914	1909	.479	810	1830	.443	252	693	.364	228	646	.353	428	622	.688
2007-08	18-13	.581	780	1644	.474	771	1850	.417	232	603	.385	229	650	.352	304	603	.694
2008-09	13-18	.419	799	1768	.452	824	1837	.449	239	642	.372	207	590	.351	519	733	.708
2009-10	24-13	.649	954	2006	.476	908	2164	.420	279	703	.397	288	840	.343	579	785	.738
2010-11	16-15	.516	790	1738	.455	841	1822	.462	196	582	.337	197	579	.340	489	694	.705
2011-12	13-18	.419	746	1693	.441	777	1784	.436	203	591	.343	157	501	.313	426	656	.649
2012-13	15-16	.484	777	1781	.436	814	1781	.457	201	560	.359	172	523	.329	456	662	.689
2013-14	9-21	.300	719	1730	.416	763	1644	.464	151	500	.302	179	486	.368	445	697	.638
2014-15	12-17	.414	637	1602	.398	735	1603	.459	186	588	.316	152	472	.322	381	537	.709
2015-16	9-22	.290	719	1795	.401	856	1852	.462	256	720	.356	183	474	.386	493	701	.703
2016-17	9-21	.300	749	1783	.420	788	1717	.459	251	744	.337	194	515	.377	459	674	.681
2017-18	15-18	.454	864	1983	.436	854	1953	.437	292	859	.340	232	640	.363	500	749	.668
2018-19	11-21	.344	880	1938	.454	916	1960	.467	292	814	.359	242	659	.367	505	706	.715
2019-20	18-15	.545	775	1800	.432	813	1886	.432	212	699	.303	241	746	.323	494	741	.667



Opp.			Reb.	Avg.	Opp.		Points	Avg.	Opp.		Score Margin	Rebound Margin	Season
FT	FTA	Pct.			Reb.	Avg.			Points	Avg.			
487	709	.687	1164	43.1	1226	45.4	2050	75.9	1855	68.7	+7.2	-2.3	1959-60
482	697	.692	1081	40.0	1248	46.2	1994	73.9	1876	69.5	+4.4	-6.2	1960-61
396	582	.680	984	41.0	1068	44.5	1634	68.1	1656	69.0	-0.9	-3.5	1961-62
421	621	.678	1079	41.5	1090	41.9	1687	64.9	1699	65.3	-0.4	-0.4	1962-63
443	636	.697	1112	42.8	1268	48.8	1687	64.9	1699	65.3	-0.4	-6.0	1963-64
421	582	.723	1051	43.8	907	37.8	1690	70.4	1603	66.8	+3.6	+6.0	1964-65
405	569	.712	1193	44.2	1087	40.3	2030	75.2	1857	68.8	+6.4	-3.9	1965-66
498	729	.683	1144	39.4	1115	38.4	2338	80.6	2148	73.8	+6.8	+1.0	1966-67
494	663	.745	1060	39.3	1131	41.9	2113	78.3	2064	76.4	+3.9	-2.6	1967-68
415	614	.676	1296	48.0	1125	41.7	2118	78.4	2147	79.5	-1.1	+6.3	1968-69
511	746	.685	997	36.9	862	31.9	2040	75.6	1905	70.6	+5.0	+5.0	1969-70
477	701	.680	884	36.8	912	38.0	1767	73.6	1915	79.8	-6.2	-1.2	1970-71
522	753	.693	1270	48.8	1092	42.0	2065	79.4	2218	85.3	-5.9	+6.8	1971-72
408	571	.715	1148	44.2	1175	45.2	1950	75.0	2334	89.8	-14.8	-1.0	1972-73
352	506	.696	1006	40.2	1039	41.6	1742	69.7	2002	80.1	-10.4	-0.6	1973-74
406	618	.657	969	37.3	1059	40.7	1872	72.0	2250	86.5	-14.5	+3.4	1974-75
263	372	.707	1088	40.3	1117	41.4	1874	69.4	1963	72.7	-3.3	+1.1	1975-76
317	453	.700	1071	36.9	1105	38.1	1940	66.9	1967	67.8	-0.9	-1.2	1976-77
312	467	.668	1157	41.3	985	35.2	2233	79.4	2080	74.3	+6.1	+6.1	1977-78
261	405	.644	1012	34.9	983	33.9	2088	72.0	1843	63.6	+8.4	+1.0	1978-79
370	517	.716	889	31.8	867	31.0	1723	61.5	1760	62.9	-1.4	+0.8	1979-80
346	508	.681	907	31.3	930	32.1	1922	66.3	1832	63.1	+3.2	-0.8	1980-81
268	536	.687	860	33.1	753	29.0	1630	62.7	1673	64.3	-1.6	+4.1	1981-82
371	564	.658	916	33.9	752	27.9	1607	59.5	1809	67.0	-11.5	+6.0	1982-83
431	620	.695	963	33.2	909	31.3	1892	65.2	1966	67.8	-2.6	+1.9	1983-84
396	573	.691	986	35.2	863	30.8	2017	72.0	1930	68.9	+3.1	+4.4	1984-85
410	568	.722	917	31.6	919	31.7	1863	64.2	1900	65.5	-0.7	-0.1	1985-86
472	695	.679	850	30.4	1034	36.9	1819	65.0	2050	73.2	-12.2	-6.5	1986-87
524	717	.731	947	32.7	972	33.5	2210	76.2	2192	75.6	+0.6	-0.8	1987-88
388	572	.678	980	35.0	931	33.3	2130	76.1	1945	69.5	+6.6	+1.7	1988-89
474	656	.723	1113	37.1	1033	34.4	2452	81.7	2294	76.5	+5.2	+2.7	1989-90
397	566	.701	1169	39.0	1040	34.7	2483	82.8	2488	82.9	-0.1	+4.3	1990-91
446	658	.678	1086	37.5	1006	34.7	2230	76.9	2178	75.1	+1.8	+2.8	1991-92
413	609	.678	1047	37.4	1273	45.5	2276	81.3	2295	82.0	-0.7	-8.1	1992-93
369	542	.681	919	34.0	1054	39.0	2070	76.7	2055	76.1	+0.6	-5.0	1993-94
459	680	.675	1030	35.5	1129	38.9	2125	73.3	2285	78.8	-5.5	-3.4	1994-95
341	492	.693	898	32.1	1067	38.1	2007	71.7	2308	82.4	-10.7	-6.0	1995-96
318	461	.690	901	32.2	919	32.8	1990	71.1	1954	69.8	+1.3	-0.6	1996-97
325	506	.642	1068	36.8	1089	37.6	2089	72.0	1917	66.1	+5.9	-0.8	1997-98
336	652	.618	1076	37.1	988	34.1	2168	74.8	1916	66.1	+8.7	+3.0	1998-99
465	690	.674	1151	36.0	1122	35.1	2530	79.1	2228	69.6	+9.5	+0.9	1999-2000
448	663	.676	1172	37.8	1015	32.7	2005	64.7	2186	70.5	-5.8	+5.1	2000-01
451	646	.698	1047	37.4	1068	38.1	2140	76.4	2211	79.0	-2.6	-0.7	2001-02
395	534	.740	1137	39.2	1118	38.6	2434	83.9	2309	79.6	+4.3	+0.7	2002-03
506	684	.740	1047	34.9	1176	39.2	2091	69.7	2160	72.0	-2.3	-4.3	2003-04
383	552	.694	1050	35.0	1116	37.2	2192	73.1	2070	69.0	+4.1	-2.2	2004-05
413	615	.672	1032	34.4	1096	36.5	2100	70.0	2113	70.4	-0.4	-2.1	2005-06
391	611	.640	1146	34.7	1103	33.4	2508	76.0	2239	67.8	+8.2	+1.3	2006-07
376	559	.673	1089	35.1	1057	34.1	2214	71.4	2147	69.3	+2.1	+1.0	2007-08
526	738	.713	1220	39.4	988	31.9	2356	76.0	2381	76.8	-0.8	+7.5	2008-09
463	704	.658	1424	38.5	1134	30.6	2766	74.8	2567	69.4	+5.4	+7.8	2009-10
390	564	.691	1067	34.4	1070	34.5	2265	73.1	2269	73.2	-0.1	-0.1	2010-11
464	694	.669	1093	35.3	1097	35.4	2121	68.4	2175	70.2	-1.7	-0.1	2011-12
421	608	.692	1098	35.4	1084	35.0	2211	71.3	2221	71.6	-0.3	+0.5	2012-13
447	670	.667	1091	36.4	1064	35.5	2034	67.8	2152	71.6	-3.9	+0.9	2013-14
411	602	.683	1010	34.8	1013	34.9	1841	63.5	2033	70.1	-6.6	-0.1	2014-15
503	738	.682	1140	36.8	1155	37.3	2187	70.5	2398	77.4	-6.8	-0.5	2015-16
509	742	.686	1126	37.5	1097	36.6	2208	73.6	2279	76.0	-2.4	+0.9	2016-17
508	705	.721	1291	39.1	1178	35.7	2520	76.4	2448	74.2	+2.4	+3.4	2017-18
465	659	.706	1127	35.2	1187	37.1	2557	79.9	2539	79.3	+0.6	-1.9	2018-19
355	494	.719	1153	34.9	1166	35.3	2256	68.4	2222	67.3	+1.1		



## HISTORY AND RECORDS

OVERALL						
Year	W	L	Pct.	PF	PA	Coach
1919-20	0	1	.000	14	15	None listed
1920-21	—	—	—	—	—	J.T.C. Wright
1921-22	—	—	—	—	—	J.T.C. Wright
1922-23	—	—	—	—	—	Chapel Wilson
1923-24	—	—	—	—	—	Chapel Wilson
1924-25	—	—	—	—	—	Chapel Wilson/T.R. Baine
1925-26	17	5	.773	735	501	Chapel Wilson
1926-27	—	—	—	—	—	Chapel Wilson
1927-28	15	3	.833	642	498	G.P. Eggers
1928-29	12	8	.600	575	532	Van G. Henson
1929-30	14	5	.737	524	450	C.B. Johnston
1930-31	12	3	.800	508	383	C.B. Johnston
1931-32	10	6	.625	532	455	C.B. Johnston
1932-33	10	6	.625	620	527	C.B. Johnston
1933-34	12	6	.667	690	627	Eugene Garbee
1934-35	8	11	.421	723	839	Eugene Garbee
1935-36	3	15	.263	597	692	Flucie Stewart
1936-37	10	8	.625	601	527	Flucie Stewart
1937-38	10	7	.611	699	579	Flucie Stewart
1938-39	11	5	.680	683	532	Flucie Stewart
1939-40	18	3	.864	1070	807	Flucie Stewart
1940-41	22	3	.800	1358	969	Clyde Canipe
1941-42	16	4	.800	1074	911	Clyde Canipe
1942-43	12	9	.762	1088	786	Belus Smawley
1943-44	0	7	.000	333	400	Harold Quincy
1944-45	6	13	.315	663	880	G.P. Eggers
1945-46	11	8	.579	924	854	Francis Hoover
1946-47	11	3	.785	738	612	Flucie Stewart
1947-48	20	8	.714	1646	1450	Francis Hoover
1948-49	14	7	.667	1311	1136	Francis Hoover
1949-50	21	9	.700	1938	1697	Francis Hoover
1950-51	16	8	.667	1661	1570	Francis Hoover
1951-52	18	6	.750	1895	1553	Francis Hoover
1952-53	5	18	.217	1578	1797	Francis Hoover
1953-54	4	20	.167	1652	1892	Francis Hoover
1954-55	12	12	.500	1863	1857	Francis Hoover
1955-56	8	13	.381	1659	1752	Francis Hoover
1956-57	4	19	.167	1554	1916	Francis Hoover
1957-58	12	12	.500	1604	1700	Bob Light
1958-59	16	9	.625	1811	1718	Bob Light
1959-60	19	9	.704	2050	1855	Bob Light
1960-61	17	10	.630	1194	1876	Bob Light
1961-62	11	13	.458	1634	1656	Bob Light
1962-63	14	12	.539	1694	1699	Bob Light
1963-64	14	12	.539	1863	1875	Bob Light
1964-65	14	10	.584	1690	1603	Bob Light
1965-66	17	10	.630	2030	1857	Bob Light
1966-67	21	8	.725	2338	2148	Bob Light
1967-68	14	13	.519	2113	2064	Bob Light
1968-69	12	15	.445	2118	2147	Bob Light
1969-70	15	12	.556	2040	1905	Bob Light
1970-71	8	16	.334	1767	1915	Bob Light
1971-72	8	18	.308	2065	2218	Bob Light
1972-73	6	20	.231	1950	2334	Press Maravich
1973-74	5	20	.200	1742	2002	Press Maravich
1974-75	3	23	.116	1872	2250	Press Maravich
1975-76	13	14	.482	1878	1963	Bobby Cremins
1976-77	17	12	.587	1940	1967	Bobby Cremins
1977-78	15	13	.536	2223	2080	Bobby Cremins
1978-79	23	6	.794	2088	1843	Bobby Cremins
1979-80	12	16	.429	1723	1760	Bobby Cremins
1980-81	20	9	.690	1922	1831	Bobby Cremins
1981-82	11	15	.423	1630	1673	Kevin Cantwell
1982-83	6	21	.223	1607	1809	Kevin Cantwell
1983-84	13	16	.448	1892	1966	Kevin Cantwell
1984-85	14	14	.500	2017	1930	Kevin Cantwell
1985-86	17	12	.586	1863	1900	Kevin Cantwell
1986-87	7	21	.250	1819	2050	Tom Apke
1987-88	16	13	.552	2210	2192	Tom Apke
1988-89	20	8	.714	2130	1945	Tom Apke
1989-90	19	11	.633	2452	2294	Tom Apke
1990-91	16	14	.533	2483	2488	Tom Apke
1991-92	15	14	.517	2230	2178	Tom Apke
1992-93	13	15	.464	2276	2295	Tom Apke
1993-94	16	11	.592	2070	2055	Tom Apke
1994-95	9	20	.310	2125	2285	Tom Apke
1995-96	8	20	.286	2007	2308	Tom Apke
1996-97	14	14	.500	1990	1954	Buzz Peterson
1997-98	21	8	.724	2089	1917	Buzz Peterson
1998-99	21	8	.724	2168	1916	Buzz Peterson
1999-2000	23	9	.719	2530	2228	Buzz Peterson

Year	W	L	Pct.	PF	PA	Coach
2000-01	11	20	.355	2005	2186	Houston Fancher
2001-02	10	18	.357	2140	2211	Houston Fancher
2002-03	19	10	.655	2434	2309	Houston Fancher
2003-04	9	21	.300	2091	2160	Houston Fancher
2004-05	18	12	.600	2192	2070	Houston Fancher
2005-06	14	16	.467	2100	2113	Houston Fancher
2006-07	25	8	.758	2508	2239	Houston Fancher
2007-08	18	13	.581	2214	2147	Houston Fancher
2008-09	13	18	.419	2356	2381	Houston Fancher
2009-10	24	13	.649	2766	2567	Buzz Peterson
2010-11	16	15	.516	2265	2269	Jason Capel
2011-12	13	18	.419	2121	2175	Jason Capel
2012-13	15	16	.484	2211	2221	Jason Capel
2013-14	9	21	.300	2034	2152	Jason Capel
2014-15	12	17	.414	1841	2033	Jim Fox
2015-16	9	22	.290	2187	2398	Jim Fox
2016-17	9	21	.300	2208	2279	Jim Fox
2017-18	15	18	.455	2520	2448	Jim Fox
2018-19	11	21	.344	2557	2539	Jim Fox
2019-20	18	15	.545	2256	2222	Dustin Kerns
<b>Totals</b>	<b>1235</b>	<b>1167</b>	<b>.518</b>	<b>162,091</b>	<b>160,764</b>	

CONFERENCE						
Year	W	L	Finish	PF	PA	Coach
1972-73	3	8	7th	823	963	Press Maravich
1973-74	1	11	8th	827	950	Press Maravich
1974-75	1	11	8th	861	1022	Press Maravich
1975-76	6	6	5th	795	820	Bobby Cremins
1976-77	8	4	3rd	791	770	Bobby Cremins
1977-78	9	3	1st	942	859	Bobby Cremins
1978-79	11	3	1st	1040	917	Bobby Cremins
1979-80	6	10	6th-T	951	976	Bobby Cremins
1980-81	11	5	1st-T	1072	1105	Bobby Cremins
1981-82	6	10	8th	1072	1105	Kevin Cantwell
1982-83	3	13	8th-T	942	1074	Kevin Cantwell
1983-84	8	8	4th-T	1061	1080	Kevin Cantwell
1984-85	7	9	5th-T	1061	1078	Kevin Cantwell
1985-86	9	7	4th-T	1012	1044	Kevin Cantwell
1986-87	3	13	8th-T	1070	1228	Tom Apke
1987-88	8	8	5th-T	1213	1221	Tom Apke
1988-89	8	6	3rd	1059	1015	Tom Apke
1989-90	8	6	3rd	1144	1088	Tom Apke
1990-91	7	7	4th-T	1146	1163	Tom Apke
1991-92	9	5	3rd-T	1146	1163	Tom Apke
1992-93	8	10	6th	1443	1471	Tom Apke
1993-94	12	6	4th	1441	1393	Tom Apke
1994-95	4	10	5thN	1034	1084	Tom Apke
1995-96	3	11	4thN-T	1050	1204	Tom Apke
1996-97	8	6	3rdN	997	958	Buzz Peterson
1997-98	13	2	1stN-T	1089	987	Buzz Peterson
1998-99	13	3	1stN	1201	1059	Buzz Peterson
1999-00	13	3	1stN	1317	1136	Buzz Peterson
2000-01	7	9	3rdN	1067	1117	Houston Fancher
2001-02	5	11	6thN	1178	1269	Houston Fancher
2002-03	11	5	1stN-T	1375	1266	Houston Fancher
2003-04	4	12	5thN	1151	1184	Houston Fancher
2004-05	9	7	2ndN	1174	1108	Houston Fancher
2005-06	6	8	4thN	924	964	Houston Fancher
2006-07	15	3	1stN	1381	1184	Houston Fancher
2007-08	13	7	1stN-T	1439	1381	Houston Fancher
2008-09	9	11	3rdN-T	1498	1497	Houston Fancher
2009-10	13	5	1stN	1389	1256	Buzz Peterson
2010-11	10	8	3rdN	1305	1277	Jason Capel
2011-12	7	11	5thN	1226	1245	Jason Capel
2012-13	10	8	2ndN	1268	1275	Jason Capel
2013-14	5	11	9th	1042	1106	Jason Capel
2014-15	9	11	6th	1283	1410	Jim Fox
2015-16	7	13	9th	1434	1537	Jim Fox
2016-17	4	14	11th	1263	1381	Jim Fox
2017-18	9	9	5th-T	1275	1302	Jim Fox
2018-19	6	12	10th	1397	1431	Jim Fox
2019-20	11	9	6th	1366	1392	Dustin Kerns
<b>Totals</b>	<b>669</b>	<b>601</b>		<b>54,887</b>	<b>55,270</b>	

T-denotes tie

N-denotes North Division

Seasons	Coach	Seasons	Overall			Conference			Conference Titles
			Won	Lost	Pct.	Won	Lost	Pct.	
1919-20	No Coach Listed	1	0	1	.000	—	—	—	
1920-22	J.T.C. Wright	2	—	—	—	—	—	—	
1922-24 (Dec.); 1925-27	Chapel Wilson	4	17	5	.773	—	—	—	
1925 (Jan. - Mar.)	T.R. Baine	—	—	—	—	—	—	—	
1926-27; 1944-45	G.P. Eggers	2	21	16	.568	—	—	—	
1928-29	Vann G. Henson	1	12	8	.600	—	—	—	
1929-33	C.B. Johnston	4	46	20	.696	20	10	.667	(1) 1931
1933-35	Eugene Garbee	2	20	17	.541	9	4	.692	
1935-40; 1946-47	Flucie Stewart	6	63	41	.606	48	24	.667	(1) 1940
1940-42	Clyde Canipe	2	38	7	.844	22	5	.815	(1) 1941
1942-43	Belus Smawley	1	12	9	.571	9	0	1.000	(1) 1943
1943-44	Harold Quincy	1	0	7	.000	—	—	—	
1945-46; 1947-57	Francis Hoover	11	133	127	.512	91	87	.511	(2) 1948, 1950
1957-72	Bob Light	15	212	179	.542	94	85	.525	(1) 1967
1972-75	Press Maravich	3	14	63	.182	5	30	.143	
1975-81	Bobby Cremins	6	100	70	.588	51	31	.623	(3) 1978, 1979, 1981
1981-86	Kevin Cantwell	5	61	78	.439	33	47	.413	
1986-96	Tom Apke	10	139	147	.486	70	82	.461	
1996-2000; 2009-10	Buzz Peterson	5	103	52	.665	60	17	.779	(4) 1998, 1999, 2000, 2010
2000-09	Houston Fancher	9	137	136	.502	79	73	.520	(3) 2003, 2007, 2008
2010-14	Jason Capel	4	53	70	.430	32	38	.457	
2014-19	Jim Fox	5	56	99	.361	35	59	.372	
2019-Pres.	Dustin Kerns	1	18	15	.545	11	9	.550	
<b>Totals</b>		<b>101</b>	<b>1255</b>	<b>1167</b>	<b>.518</b>	<b>669</b>	<b>601</b>	<b>.527</b>	<b>17 titles</b>

## ASSISTANT COACHES

Assistant coaches are listed alphabetically. Any additions, deletions, and/or corrections may be submitted to the sports information office. Research continues for assistant coaches prior to 1958.

- |                               |  |
|-------------------------------|--|
| Wilbur Allen.....2018-19      | Bobby Kummer.....2010-14               |
| Jason Allison.....2014-19     | Bryan Lentz.....2014-18                |
| Andy Anderson.....1975        | Gene Littles.....1976                  |
| Russ Bergman.....1973-75      | Jack Lytton.....1965                   |
| John Braswell.....2002        | Toby Madison.....2003-04               |
| Kevin Cantwell.....1976-81    | Matt McMahon.....2001-10               |
| Jason Capel.....2009-10       | Kent Moseley.....1958                  |
| Tom Childress.....1969-70     | Richard Morgan.....2006-09             |
| Mike Craft.....1991-94        | George Morrow.....1992-96              |
| Joey Davis.....1984           | <b>Patrick Moynihan.....2019-Pres.</b> |
| Kenneth Davis.....1980-81     | Tom Muse.....1961                      |
| Bob Dellinger.....1962-63     | Mike Muse.....1985-86                  |
| Jimmy Dykes.....1987          | Ralph Patterson.....1987-92            |
| Houston Fancher.....1997-2000 | Buzz Peterson.....1988-89              |
| George Felton.....1977        | I.J. Poole.....2018-19                 |
| Chris Ferguson.....1988-91    | Tony Pujol.....2004-06                 |
| Josh Ealy.....2008-09         | Darryl Robinson.....2004               |
| Wayne Flowers.....1980        | Mantoris Robinson.....2014-18          |
| Joel Furnari.....1982-83      | Nate Ross.....1978-85                  |
| Justin Gainey.....2010-14     | Kellen Sampson.....2011-14             |
| Tony Gray.....1967-72         | Todd Sandstedt.....1989-96             |
| Tee Haithcock.....1960        | Rick Scruggs.....2010-11               |
| Lavell Hall.....1995-2003     | Tony Searcy.....1980, 1982-86          |
| Joel Haskins.....2001-02      | Skip Shear.....1971-72                 |
| Jerry Hayes.....1978          | Charles Simmons.....1981               |
| Robbie Hicklin.....1973-74    | George Singleton.....1997-98           |
| Bobby Hussey.....1972         | Ahmad Smith.....2004-08                |
| Ed Injaychock.....1967        | <b>Bob Szorc.....2019-Pres.</b>        |
| Jamie Kachmarik.....2009-10   | Gerry Vaillancourt.....1986            |
| Kerry Keating.....1999-2000   | Terrell West.....1964                  |
| Floyd Kerr.....1987           | Carl Wyatt.....1959                    |
| Rex Kilby.....1966            | <b>Frank Young.....2019-Pres.</b>      |



**Bob Light**



*Bob Light, who won 212 games in 15 seasons as Appalachian's head coach, was honored before the Elon game in 2006*



## SCORING

Year	Player	G	Pts	Avg.
1951-52	John Pyecha	24	380	15.8
1952-53	Bob Campbell	23	285	12.4
1953-54	Bob Campbell	22	341	15.5
1954-55	John Pyecha	24	630	26.3
1955-56	Dave Abernathy	21	558	26.6
1956-57	Dave Abernathy	24	524	21.8
1957-58	Don King	24	378	15.8
1958-59	Don King	24	511	21.3
1959-60	Don King	26	502	19.3
1960-61	Rick Howe	27	466	17.3
1961-62	Wayne Duncan	23	383	16.7
1962-63	Wayne Duncan	26	451	17.3
1963-64	Wayne Duncan	26	471	18.1
1964-65	Wayne Duncan	24	429	17.9
1965-66	James Wilcox	26	509	19.6
1966-67	Danny Beauchamp	29	497	17.1
1967-68	Allan Price	27	404	15.0
1968-69	Allan Price	27	591	21.9
1969-70	John Thomas	27	382	14.1
1970-71	Bob Tate	24	295	12.3
1971-72	Stan Davis	26	458	17.6
1972-73	Stan Davis	26	585	22.5
1973-74	Stan Davis	22	466	21.2
1974-75	Ed Kane	23	359	15.6
1975-76	Darryl Robinson	27	408	15.1
1976-77	Walter Anderson	29	382	13.2
1977-78	Darryl Robinson	27	483	17.9
1978-79	Darryl Robinson	29	437	15.1
1979-80	Walter Anderson	28	407	14.5
1980-81	Charles Payton	29	495	17.1
1981-82	John Fitch	26	389	15.0
1982-83	David Lawrence	27	414	15.3
1983-84	David Lawrence	28	407	14.5
1984-85	Glenn Clyburn	28	451	16.1
1985-86	Rod Davis	29	426	14.7
1986-87	Darryl Person	28	296	10.6
1987-88	Kemp Phillips	29	412	14.2
1988-89	Sam Gibson	27	450	16.7
1989-90	Sam Gibson	30	457	15.2
1990-91	Steve Spurlock	28	520	18.6
1991-92	Billy Ross	29	462	15.9
1992-93	Billy Ross	28	683	24.4
1993-94	Chad McClendon	27	462	17.1
1994-95	Chad McClendon	29	533	18.4
1995-96	Kareem Livingston	28	438	15.6
1996-97	Junior Braswell	28	567	20.3
1997-98	Kareem Livingston	29	360	12.4
1998-99	Marshall Phillips	29	462	15.9
1999-00	Rufus Leach	32	525	16.4
2000-01	Josh Shehan	31	349	11.3
2001-02	Donald Payne	28	252	9.0
2002-03	Shawn Hall	28	573	20.5
2003-04	Noah Brown	30	394	13.1
2004-05	Noah Brown	30	379	12.6
2005-06	D.J. Thompson	30	572	19.1
2006-07	D.J. Thompson	33	514	15.6
2007-08	Donte Minter	30	418	13.9
2008-09	Kellen Brand	31	458	14.8
2009-10	Donald Sims	37	754	20.4
2010-11	Donald Sims	31	652	21.0
2011-12	Omar Carter	31	364	11.7
2012-13	Nathan Healy	31	449	14.5
2013-14	Tab Hamilton	30	382	12.7
2014-15	Frank Eaves	29	481	16.6
2015-16	Frank Eaves	31	579	18.7
2016-17	Ronshad Shabazz	30	502	16.7
2017-18	Ronshad Shabazz	33	609	18.5
2018-19	Ronshad Shabazz	32	586	18.3
2019-20	Justin Forrest	32	553	17.3

## REBOUNDING

Year	Player	G	Reb	Avg.
1951-52	John Pyecha	24	352	14.7
1952-53	Bob Campbell	23	204	8.9
1953-54	Bob Campbell	22	258	11.7
1954-55	John Pyecha	22	318	14.5
1955-56	Dave Abernathy	21	271	12.9
1956-57	Dave Abernathy	24	211	8.8
1957-58	Bill Mueller	24	136	5.7
1958-59	Rick Howe	24	264	11.0
1959-60	Rick Howe	26	350	13.5
1960-61	Rick Howe	27	350	13.0
1961-62	Wayne Duncan	23	279	12.1
1962-63	Wayne Duncan	26	278	10.7
1963-64	Wayne Duncan	26	293	11.3
1964-65	Wayne Duncan	24	258	13.5
1965-66	Tony Gray	27	291	10.8
1966-67	Danny Beauchamp	29	242	8.3
1967-68	Allan Price	27	263	9.8
1968-69	Allan Price	27	351	13.0
1969-70	Darryl Gibson	26	259	9.6
1970-71	Walt Turner	20	188	9.4
1971-72	Larry Dudas	24	227	9.5
1972-73	Erwin Hill	25	278	11.1
1973-74	Dave Cook	25	187	7.5
1974-75	Don Stringfellow	24	186	7.2
1975-76	Mel Hubbard	19	146	7.7
1976-77	Mel Hubbard	29	265	9.1
1977-78	Tony Searcy	28	359	2.8
1978-79	Mel Hubbard	29	291	10.0
1979-80	Charles Payton	28	254	9.0
1980-81	Charles Payton	26	310	10.7
1981-82	Charles Payton	26	202	7.8
1982-83	Dale Roberts	27	255	8.3
1983-84	Dale Roberts	29	249	8.6
1984-85	Greg Dolan	26	156	6.0
1985-86	Rod Davis	29	152	5.2
1986-87	Jerry Holmes	28	133	4.8
1987-88	Sam Gibson	29	179	6.2
1988-89	Sam Gibson	27	181	6.7
1989-90	Sam Gibson	30	208	6.9
1990-91	Tim Powers	30	234	8.1
1991-92	Steve Spurlock	29	253	8.7
1992-93	Chad McClendon	28	235	8.4
1993-94	Chad McClendon	27	239	8.9
1994-95	Chad McClendon	29	293	10.1
1995-96	Kareem Livingston	28	145	5.2
1996-97	Blair Adderley	28	137	4.9
1997-98	Marshall Phillips	29	215	7.4
1998-99	Marshall Phillips	29	199	6.9
1999-00	Cedrick Holmes	32	218	7.5
2000-01	Donald Payne	31	198	6.4
2001-02	Josh Shehan	28	164	5.9
2002-03	Josh Shehan	29	215	7.4
2003-04	Derek Thomas	30	154	5.1
2004-05	Clint Deas	29	184	6.4
2005-06	Jeremy Clayton	27	184	6.8
2006-07	Jeremy Clayton	33	234	7.1
2007-08	Jeremy Clayton	31	252	8.1
2008-09	Isaac Butts	31	263	8.5
2009-10	Isaac Butts	37	301	8.1
2010-11	Andre Williamson	31	195	6.3
2011-12	Andre Williamson	30	215	7.2
2012-13	Nathan Healy	31	239	7.7
2013-14	Michael Obacha	30	261	8.7
2014-15	Tommy Spagnolo	29	203	7.0
2015-16	Griffin Kinney	31	145	4.7
2016-17	Isaac Johnson	30	202	6.7
2017-18	Isaac Johnson	33	277	8.4
2018-19	Isaac Johnson	31	266	8.6
2019-20	Isaac Johnson	30	232	7.7

## FIELD GOAL PCT.

Year	Player	G	FG-A	Pct.
1951-52	John Pyecha	24	155-322	.467
1952-53	Bill Brown	23		.392
1953-54	Dave Abernathy	22		.385
1954-55	John Pyecha	24	200-336	.595
1955-56	Dave Abernathy	21	208-436	.477
1956-57	Dave Abernathy	24	197-408	.483
1957-58	Bill Mueller	24		.448
1958-59	Don King	24	201-411	.489
1959-60	Don King	26	192-400	.480
1960-61	Rick Howe	27	179-384	.466
1961-62	Jim Richardson	24	142-283	.502
1962-63	Jack Lytton	25	133-307	.433
1963-64	Jim Richardson	25		.449
1964-65	Tony Gray	24	107-227	.471
1965-66	Gil Sprinkle	27	114-227	.502
1966-67	Allan Price	29	157-287	.547
1967-68	Allan Price	27	160-320	.500
1968-69	Allan Price	27	230-464	.496
1969-70	Darryl Gibson	26	129-259	.498
1970-71	Jake Lane	24	107-222	.482
1971-72	John Rutt	18	87-163	.534
1972-73	Erwin Hill	25	148-290	.510
1973-74	Dave Cook	25	102-217	.470
1974-75	Don Stringfellow	24	126-230	.548
1975-76	Mel Hubbard	19	85-163	.521
1976-77	Mel Hubbard	29	111-223	.498
1977-78	Tony Searcy	28	180-322	.559
1978-79	Darryl Robinson	29	165-298	.554
1979-80	Charles Payton	28	143-252	.567
1980-81	Charles Payton	29	178-281	.633
1981-82	Charles Payton	26	141-259	.544
1982-83	David Lawrence	27	166-327	.508
1983-84	Dale Roberts	29	106-182	.582
1984-85	Greg Dolan	26	116-205	.566
1985-86	Rod Davis	29	174-307	.567
1986-87	Jimmy Stewart	28	69-140	.493
1987-88	Jerry Holmes	29	67-107	.626
1988-89	Sam Gibson	27	182-300	.607
1989-90	Broderick Parker	30	150-250	.600
1990-91	Ricky Nedd	29	137-196	.699
1991-92	Ricky Nedd	29	92-134	.687
1992-93	Ricky Nedd	28	84-120	.700
1993-94	Ricky Nedd	27	99-147	.673
1994-95	K. Livingston	29	86-153	.562
1995-96	K. Livingston	28	161-285	.565
1996-97	K. Livingston	28	130-204	.637
1997-98	K. Livingston	29	145-231	.628
1998-99	Cedrick Holmes	29	110-194	.567
1999-00	Cedrick Holmes	32	134-227	.590
2000-01	Josh Shehan	31	142-218	.651
2001-02	Nate Carson	28	70-128	.547
2002-03	J. Mitchell	29	88-140	.629
2003-04	Ahmad Smith	29	40-73	.548
2004-05	Clint Deas	29	57-101	.564
2005-06	Tyler Webb	30	45-81	.556
2006-07	Donte Minter	25	122-190	.642
2007-08	Donte Minter	30	164-276	.594
2008-09	Isaac Butts	31	111-187	.594
2009-10	Isaac Butts	37	142-236	.602
2010-11	Andre Williamson	31	104-185	.562
2011-12	Isaac Butts	28	87-135	.644
2012-13	Nathan Healy	31	168-347	.484
	Tevin Baskin	31	109-225	.484
2013-14	Tommy Spagnolo	30	102-171	.569
2014-15	Tommy Spagnolo	29	115-277	.507
2015-16	Michael Obacha	30	31-54	.574
2016-17	Griffin Kinney	30	102-198	.515
2017-18	Griffin Kinney	33	130-223	.583
2018-19	Hunter Seacat	32	71-127	.559
2019-20	Hunter Seacat	33	90-151	.596



FREE THROW PCT.

Year	Player	G	FT-A	Pct.
1951-52	Jimmy Mast	23		.733
1952-53	Arville Stanley	24		.695
1953-54	O.D. Wallace	22		.804
1954-55	John Pyecha	24	230-307	.749
1955-56	Bob Campbell	21		.681
1956-57	Conrad Horton	24		.766
1957-58	Bill Mueller	24		.791
1958-59	Don King	24	109-129	.845
1959-60	Don King	26	118-144	.819
1960-61	Rick Howe	27	108-131	.824
1961-62	Jim Richardson	24	84-196	.792
1962-63	Wayne Duncan	26	139-184	.755
1963-64	Jim Richardson	25	89-115	.774
1964-65	Wayne Duncan	24	143-179	.793
1965-66	James Wilcox	26	125-156	.801
1966-67	Gary Chenevey	29	107-128	.836
1967-68	D. Beauchamp	27	83-103	.805
1968-69	Allan Price	27	131-181	.704
1969-70	Dave Mullis	26	79-106	.745
1970-71	Jake Lane	24	62-86	.721
1971-72	Stan Davis	26	108-136	.794
1972-73	Stan Davis	26	103-138	.746
1973-74	Alvin Gentry	25	55-77	.714
1974-75	Tim White	24	65-81	.802
1975-76	Darryl Robinson	27	74-106	.698
1976-77	Tony Searcy	29	55-74	.743
1977-78	Darryl Robinson	27	119-156	.763
1978-79	Darryl Robinson	29	107-137	.781
1979-80	Walter Anderson	28	95-135	.703
1980-81	Charles Payton	29	139-198	.702
1981-82	John Fitch	26	53-63	.841
1982-83	Andy Black	25	63-78	.808
1983-84	Wade Capehart	29	63-88	.716
1984-85	Lyn. Robinson	28	58-72	.806
1985-86	Lyn. Robinson	29	55-69	.797
1986-87	Kemp Phillips	28	75-103	.728
1987-88	Kemp Phillips	29	118-142	.831
1988-89	Ronnie Christian	28	76-86	.884
1989-90	Kemp Phillips	30	99-123	.805
1990-91	Tim Powers	29	88-121	.727
1991-92	Rodney Peel	28	62-73	.849
1992-93	Billy Ross	28	126-170	.741
1993-94	Nod Carter	27	86-110	.782
1994-95	Junior Braswell	29	70-87	.805
1995-96	K. Livingston	28	116-152	.763
1996-97	Junior Braswell	28	103-126	.817
1997-98	Blair Adderley	29	54-74	.730
1998-99	Cedrick Holmes	29	53-73	.726
1999-00	Rufus Leach	32	70-83	.843
2000-01	Matt Jones	30	40-49	.816
2001-02	Graham Bunn	28	65-79	.823
2002-03	Shawn Hall	28	92-112	.821
2003-04	J. Mitchell	27	49-65	.754
2004-05	Chris McFarland	29	46-53	.868
2005-06	Nathan Cranford	24	28-34	.824
2006-07	E. Bermudez	29	28-32	.875
2007-08	Donald Sims	31	94-107	.879
2008-09	Donald Sims	31	98-114	.860
2009-10	Donald Sims	37	175-184	.951
2010-11	Donald Sims	31	178-206	.864
2011-12	Nathan Healy	30	38-44	.864
2012-13	Nathan Healy	31	61-76	.803
2013-14	Chris Burgess	30	39-47	.830
2014-15	Frank Eaves	29	143-176	.813
2015-16	Frank Eaves	31	156-191	.817
2016-17	Emarius Logan	29	54-64	.844
2017-18	Griffin Kinney	33	85-116	.733
2018-19	Ronshad Shabazz	32	101-124	.815
2019-20	Justin Forrest	32	141-189	.746

3-PT FIELD GOAL PCT.

Year	Player	G	3FG	Pct.
1980-81	John Fitch	29	7-17	.412
1981-82	John Fitch	26	4-11	.364
1982-83	Ron Fiorini	26	6-20	.300
1983-84	Glenn Clyburn	29	4-7	.571
1986-87	Kemp Phillips	28	45-94	.478
1987-88	Kemp Phillips	29	60-133	.451
1988-89	Rodney Peel	28	81-193	.420
1989-90	Kemp Phillips	30	54-126	.429
1990-91	Ed Ward	30	75-158	.475
1991-92	Billy Ross	29	57-128	.445
1992-93	Billy Ross	28	93-230	.404
1993-94	William Cook	27	71-160	.444
1994-95	Brian Hege	29	41-125	.328
1995-96	Tige Darner	28	46-101	.456
1996-97	Tige Darner	28	59-139	.424
1997-98	Marshall Phillips	29	15-38	.395
1998-99	Matt McMahon	29	60-132	.455
1999-00	Rufus Leach	32	103-241	.427
2000-01	Jonathan Butler	31	23-63	.365
2001-02	Graham Bunn	28	22-41	.537
2002-03	Graham Bunn	29	43-105	.410
2003-04	Chris McFarland	30	23-59	.390
2004-05	D.J. Thompson	30	61-150	.407
2005-06	D. McL-Williams	28	42-109	.385
2006-07	Nate Cranford	33	84-211	.398
2007-08	Ryann Abraham	31	49-97	.464
2008-09	Donald Sims	31	90-221	.407
2009-10	Donald Sims	37	123-288	.427
2010-11	Omar Carter	31	38-95	.400
2011-12	Jamaal Trice	30	43-116	.371
2012-13	Jamaal Trice	31	35-86	.407
2013-14	Mike Neal	30	31-96	.323
2014-15	Chris Burgess	29	47-121	.388
2015-16	Bennett Holley	25	17-43	.395
2016-17	Patrick Good	29	55-134	.410
2017-18	Bennett Holley	33	15-39	.385
2018-19	Bennett Holley	31	30-70	.429
2019-20	O'Shown Williams	31	64-189	.339

ASSISTS

Year	Player	G	Ast	Avg.
1971-72	Stan Davis	26	88	3.4
1972-73	Stan Davis	26	113	4.4
1973-74	Stan Davis	22	90	4.5
1974-75	—not available—			
1975-76	—not available—			
1976-77	Walter Anderson	29	87	3.0
1977-78	Darryl Robinson	27	84	3.1
1978-79	Darryl Robinson	29	72	2.5
1979-80	Walter Anderson	28	78	2.9
1980-81	Kelvin McMillian	29	83	2.9
1981-82	Charles Payton	26	101	3.9
1982-83	Wade Capehart	24	72	3.0
1983-84	Wade Capehart	29	92	3.2
1984-85	Lyn. Robinson	28	134	4.9
1985-86	Lyn. Robinson	29	104	3.6
1986-87	Kemp Phillips	28	78	2.8
1987-88	Kemp Phillips	28	130	4.5
1988-89	Kemp Phillips	20	81	4.1
1989-90	Kemp Phillips	30	153	5.1
1990-91	Ed Ward	30	130	4.3
1991-92	Rodney Peel	28	128	4.6
1992-93	Ricky Nedd	28	110	3.9
1993-94	Jeff Williams	27	105	3.9
1994-95	Junior Braswell	29	127	4.4
1995-96	Junior Braswell	28	138	4.9
1996-97	Junior Braswell	28	118	4.2
1997-98	Tyson Patterson	29	159	5.5
1998-99	Tyson Patterson	29	154	5.3
1999-00	Tyson Patterson	32	218	6.8
2000-01	Jonathan Butler	31	147	4.7
2001-02	Jonathan Butler	28	85	3.0
2002-03	Graham Bunn	29	140	4.8
2003-04	Corwin Davis	29	90	3.1
2004-05	D.J. Thompson	30	133	4.4
2005-06	D.J. Thompson	30	132	4.4
2006-07	D.J. Thompson	33	163	4.9
2007-08	Donald Sims	31	80	2.6
2008-09	Donald Sims	31	70	2.6
2009-10	Ryann Abraham	37	94	2.5
2010-11	Donald Sims	31	112	3.6
2011-12	Mike Neal	30	92	3.1
2012-13	Mike Neal	23	82	3.6
2013-14	Mike Neal	30	85	2.8
2014-15	Chris Burgess	29	84	2.9
2015-16	Frank Eaves	31	68	2.2
2016-17	Emarius Logan	29	72	2.5
2017-18	Ronshad Shabazz	33	100	3.0
2018-19	Ronshad Shabazz	32	75	2.3
2019-20	Justin Forrest	32	91	2.8

STEALS

Year	Player	G	Stl	Avg.
1971-72	Stan Davis	26	44	1.7
1972-73	Stan Davis	26	73	2.8
1973-74	Stan Davis	22	61	2.8
1974-75	Ed Kane	23	30	1.3
1975-76	Darryl Robinson	27	31	1.2
1976-77	Walter Anderson	29	40	1.4
1977-78	Walter Anderson	26	37	1.4
1978-79	Darryl Robinson	29	43	1.5
1979-80	Walter Anderson	28	32	1.1
1980-81	Charles Payton	29	34	1.2
1981-82	John Fitch	26	39	1.5
1982-83	Dale Roberts	27	24	0.9
1983-84	Wade Capehart	29	36	1.2
1984-85	Glenn Clyburn	28	34	1.2
1985-86	Lyn. Robinson	29	44	1.5
1986-87	Darryl Robinson	28	38	1.4
1987-88	Rodney Peel	29	52	1.8
1988-89	Rodney Peel	28	48	1.7
1989-90	Rodney Peel	30	75	2.5
1990-91	Billy Ross	30	42	1.4
1991-92	Rodney Peel	28	62	2.2
1992-93	Ricky Nedd	28	54	1.9
1993-94	Chad McClendon	27	37	1.4
1994-95	Junior Braswell	29	38	1.3
1995-96	Junior Braswell	28	34	1.2
	Brian Hege	28	34	1.2
1996-97	Junior Braswell	28	51	1.8
1997-98	Tyson Patterson	29	56	1.9
1998-99	Tyson Patterson	29	75	2.6
1999-00	Tyson Patterson	32	87	2.7
2000-01	Jonathan Butler	31	38	1.2
2001-02	Matt Jones	28	45	1.6
2002-03	Matt Jones	29	60	2.1
2003-04	D.J. Thompson	30	46	1.5
2004-05	D.J. Thompson	30	81	2.7
2005-06	D.J. Thompson	30	81	2.7
2006-07	D.J. Thompson	33	85	2.8
2007-08	Jeremy Clayton	31	31	1.0
2008-09	Eduardo Bermudez	23	26	1.1
2009-10	Ryann Abraham	37	39	1.1
2010-11	Donald Sims	31	53	1.7
2011-12	Mike Neal	30	38	1.3
2012-13	Nathan Healy	31	59	1.9
2013-14	Tab Hamilton	30	36	1.2
2014-15	Frank Eaves	29	38	1.3
2015-16	Frank Eaves	31	26	0.8
2016-17	Isaac Johnson	30	34	1.1
2017-18	Justin Forrest	33	42	1.3
2018-19	Justin Forrest	30	37	1.2
2019-20	O'Shown Williams	31	56	1.8

BLOCKS

Year	Player	G	Blk	Avg.
1979-80	Charles Payton	28	34	1.2
1980-81	Charles Payton	29	40	1.4
1981-82	Charles Payton	26	31	1.1
1982-83	Dale Roberts	27	24	0.9
1983-84	Dale Roberts	29	20	0.7
1984-85	Greg Dolan	26	18	0.7
1985-86	James Carlton	29	29	1.0
1986-87	Sanford Killian	28	18	0.6
1987-88	Sam Gibson	29	28	0.9
1988-89	Sam Gibson	27	30	1.1
1989-90	Sam Gibson	30	47	1.6
1990-91	Steve Spurlock	28	56	2.0
1991-92	Steve Spurlock	29	35	1.2
1992-93	Ricky Nedd	28	67	2.4
1993-94	Ricky Nedd	27	53	2.0
1994-95	K. Livingston	29	40	1.4
1995-96	K. Livingston	28	38	1.4
1996-97	K. Livingston	28	44	1.6
1997-98	K. Livingston	29	43	1.5
1998-99	Cedrick Holmes	29	26	0.9
1999-00	Corey Cooper	30	36	1.2
2000-01	Brian Boxler	25	23	0.9
2001-02	Chris McFarland	28	17	0.6
2002-03	J. Mitchell	29	50	1.7
2003-04	Herbert Jones	30	40	1.3
2004-05	Jeremy Clayton	29	38	1.3
2005-06	Jeremy Clayton	27	52	1.9
2006-07	Jeremy Clayton	33	55	1.7
2007-08	Jeremy Clayton	31	75	2.5
2008-09	Isaac Butts	31	39	1.3
2009-10	Andre Williamson	37	38	1.0
2010-11	Andre Williamson	31	46	1.5
2011-12	Andre Williamson	30	44	1.5
2012-13	Nathan Healy	31	45	1.5



### 1919-20 (0-1)

Lenoir-Rhyne	14-15	L
--------------	-------	---

### CHAPPELL WILSON ERA

#### 1925-26 (17-5)

West Jefferson	59-9	W
Mountain City	21-7	W
Tryon	58-26	W
at Mountain City	23-12	W
Dallas	21-12	W
N.C. Deaf School	43-27	W
Cove Creek	42-12	W
Crossnore	27-28	L
at Milligan	32-46	L
at N.C. Deaf School	32-42	L
Washington (Md.)	25-21	W
Wilkes All-Stars	36-25	W
at Crossnore	29-35	L
Rutherford	42-28	W
Wingate	50-17	W
Wingate	29-27	W
Milligan	21-19	W
at Wilkes All-Stars	24-16	W
at Winston-Salem YMCA	21-42	L
at North Wilkesboro	32-26	W
Newland	44-8	W
North Wilkesboro	24-16	W

### G.P. EGGERS ERA I

#### 1927-28 (15-3)

Wilkes All-Stars	52-20	W
Wilkes All-Stars	42-16	W
at Mars Hill	23-32	L
Western Carolina	57-19	W
Rutherford	32-27	W
at ETSU	23-34	L
at Hiwassee	42-18	W
Wingate	47-30	W
at Rutherford	39-26	W
at Catawba	25-18	W
Wingate	34-26	W
at Campbell	11-62	L
ETSU	35-32	W
at Piedmont	53-31	W
Catawba	42-30	W
Hiwassee	32-30	W
Piedmont	32-29	W
Campbell	21-18	W

### VANN G. HENSON ERA

#### 1928-29 (12-8)

at Johnson Bible	31-12	W
at Young Harris	39-20	W
at ETSU	29-15	W
at Lincoln Memorial	24-18	W
at Western Carolina	26-30	W
Rutherford	27-20	L
Lenoir-Rhyne	14-23	L
Carolina Monograms	32-33	L
at Gardner-Webb	30-20	W
at Rutherford	16-31	L
Western Carolina	36-31	W
Young Harris	26-18	W
Piedmont	30-35	L
at Lenoir-Rhyne	33-35	L
ETSU	27-17	W
Bluefield State	32-31	W
Glennville State	33-26	W
at West Liberty	17-47	L
at Shepherd	26-43	L
Gardner-Webb	47-27	W

### C.B. JOHNSTON ERA

#### 1929-30 (14-5)

Johnson Bible	41-17	W
Campbell	25-17	W
Buncombe	32-29	W
at Lenoir-Rhyne	17-27	L
Western Carolina	31-15	W
High Point	29-21	W
Barton	41-25	W
at Catawba	18-16	W
Guilford	29-14	W
Gardner-Webb	36-30	W
at Johnson Bible	18-16	W
Lenoir-Rhyne	22-17	W
at Western Carolina	29-25	W
at Buncombe	40-32	W

at High Point	26-41	L
Catawba	19-20	L
at Guilford	18-22	L
at Barton	34-28	W
at Gardner-Webb	19-38	L

### 1930-31 (12-3)

Lenoir-Rhyne	30-17	W
Western Carolina	40-24	W
High Point	21-17	W
at ETSU	24-35	L
at Catawba	25-26	L
at Guilford	26-27	L
Catawba	28-23	W
at Lenoir-Rhyne	29-21	W
Lynchburg	35-24	W
Barton	51-33	W
at High Point	39-23	W
Guilford	40-24	W
ETSU	42-39	W
at King	33-29	W
at Campbell	45-21	W

### 1931-32 (10-6)

Union (Ky.)	37-27	W
Catawba	32-25	W
at ETSU	25-27	L
at Western Carolina	35-37	L
Wingate	46-30	W
Guilford	38-34	W
Lenoir-Rhyne	32-26	W
at High Point	29-12	W
Catawba	20-21	L
at Barton	47-29	W
at Lenoir-Rhyne	22-28	L
High Point	28-26	W
ETSU	31-22	W
Campbell	31-24	W
at Guilford	43-53	L
at Guilford	26-34	L

### 1932-33 (10-6)

at Charlotte YMCA	29-30	L
Union College	34-37	L
Lenoir-Rhyne	51-20	W
High Point	29-30	L
at Western Carolina	36-32	L
at Western Carolina	40-36	W
Western Carolina	50-49	W
Guilford	36-42	L
at Parris Island Marine	61-31	W
Wingate	47-34	W
Barton	31-25	W
at High Point	51-38	W
at Guilford	42-45	L
at Barton	31-28	W
at Lenoir-Rhyne	38-28	W
Campbell	24-22	W

### EUGENE GARBEE ERA

#### 1933-34 (12-6)

Yadkin All-Stars	42-30	W
Winston YMCA	33-32	W
Bamberg	33-36	L
at Winston YMCA	29-40	L
at Barton*	48-30	W
at East Carolina	41-26	W
at High Point*	43-42	W
at ETSU*	34-37	L
at Western Carolina*	34-36	L
Lincoln Memorial*	49-40	W
at Lenoir-Rhyne*	46-43	W
Barton*	46-32	W
High Point*	32-41	L
Lenoir-Rhyne*	36-28	W
Western Carolina*	37-31	W
Western Carolina*	38-34	W
ETSU*	33-38	L
Maryville*	36-31	W

### 1934-35 (8-11)

High Point	27-42	L
Tusculum	29-25	W
Lincoln Memorial	39-29	W
Maryville (Tenn.)	25-49	L
Barton	40-31	W
at Carson-Newman	39-50	L
at ETSU	29-44	L

at Milligan	51-49	W
at High Point	27-43	L
at Barton	37-34	W
ETSU	29-49	L
Lenoir-Rhyne	40-66	L
at Western Carolina	38-35	W
Western Carolina	47-32	W
Milligan	50-48	W
Carson-Newman	51-60	L
at Catawba	32-45	L
at Lenoir-Rhyne	55-56	L
at Elon	40-52	L

### FLUCIE STEWART ERA I

#### 1935-36 (3-15)

at High Point	28-27	W
ETSU	30-35	L
Catawba	33-43	L
High Point	24-43	L
Milligan	31-38	L
Lenoir-Rhyne	30-43	L
at Lenoir-Rhyne	19-44	L
Tusculum	55-33	W
at ETSU	34-46	L
at Barton	31-20	W
at Catawba	31-33	L
at Carson-Newman	32-47	L
at Western Carolina	31-36	L
Carson-Newman	33-43	L
at Elon	33-46	L
Western Carolina	40-43	L
at Tusculum	19-26	L
vs. Elon@	31-56	L

@ North State Conference Tournament

#### 1936-37 (10-8)

High Point	21-25	L
at High Point	32-28	W
at Catawba	29-28	W
ETSU	52-33	W
Lenoir-Rhyne	24-26	L
Carson-Newman	35-37	L
at Milligan	34-33	W
at King	37-33	W
at Western Carolina	32-36	L
Elon	32-34	L
Milligan	40-25	W
Catawba	35-32	W
at ETSU	56-29	W
at Lenoir Rhyne	32-41	L
Western Carolina	42-33	W
King	44-37	W
at Elon	29-33	L
at Carson-Newman	27-29	L

#### 1937-38 (10-7)

Barton	56-25	W
at High Point	33-36	L
High Point	30-28	L
at Catawba	32-36	L
Lenoir-Rhyne	43-34	W
at Elon	23-36	L
at Guilford	53-27	W
Catawba	40-38	W
at Lenoir-Rhyne	29-35	L
Guilford	60-28	W
Western Carolina	62-28	W
Elon	32-47	L
at Barton	37-28	W
at Western Carolina	31-45	L
at Emory & Henry	33-31	W
Emory & Henry	46-26	W
Charlotte YMCA	51-49	W

#### 1938-39 (11-5)

Morris Harvey	34-46	L
at Erskine	44-32	W
at Presbyterian	23-22	W
Barton	61-16	W
at Catawba	26-34	L
High Point	38-35	W
at Lenoir-Rhyne	37-38	L
Elon	47-22	W
Guilford	51-21	W
Lenoir-Rhyne	45-34	W
Western Carolina	48-31	W
at Guilford	56-34	W
at High Point	39-53	L
at Elon	38-48	L

Catawba	61-42	W
at Western Carolina	36-24	W

### 1939-40 (18-3)

Morris Harvey	42-31	W
at North Carolina	49-58	L
at NC State	39-25	W
Barton	41-34	W
Western Carolina	46-34	W
at Lenoir-Rhyne	45-38	W
at Catawba	48-43	W
Lenoir-Rhyne	48-28	W
at High Point	62-34	W
Guilford	50-28	W
High Point	59-40	W
King	61-50	W
at Guilford	74-42	W
Catawba	68-39	W
at King	41-34	W
Mexico	52-33	W
at Western Carolina	50-48	W
Elon	60-41	W
at Elon	22-24	L
Bemidji State #	43-34	W
San Diego #	46-48	L

#NAIB Tournament, Kansas City, Mo.

### CLYDE CANIPE ERA

#### 1940-41 (22-3)

at ETSU	51-34	W
at King	50-33	W
ETSU	67-40	W
at Lincoln Memorial	48-40	W
King	56-46	W
Lenoir-Rhyne	91-41	W
at East Carolina	66-49	W
at Elon	39-27	W
at Lenoir-Rhyne	66-45	W
Catawba	55-47	W
Guilford	52-29	W
at High Point	32-45	L
at West Carolina	63-39	W
at Catawba	51-34	W
at Barton	59-40	W
at Guilford	76-28	W
High Point	42-39	W
Western Carolina	59-28	W
at Elon	49-54	L
Western Carolina*	54-43	W
Elon*	41-34	W
Catawba*	51-40	W
Baker (Kan.)#	63-42	W
Baltimore#	48-36	W
Cal-Santa Barbara#	29-36	L

\*North State Tournament, High Point, N.C.  
# NAIB Tournament, Kansas City, Mo.

#### 1941-42 (16-4)

King	41-40	W
Rio Grande	58-49	W
at Lenoir-Rhyne	81-46	W
at Guilford	43-29	W
at Barton	54-51	OTW
Elon	45-48	L
Western Carolina	49-47	W
at Western Carolina	64-46	W
High Point	36-59	L
Lenoir-Rhyne	62-45	W
Guilford	47-28	W
Davis & Elkins	63-39	W
at Catawba	76-53	W
at Elon	56-49	W
at High Point	49-60	L
at King	68-49	W
Catawba	57-49	W
Western Carolina *	48-39	W
Catawba *	46-38	W
at High Point *	34-50	L

\*North State Tournament, High Point, N.C.

### BELUS SMAWLEY ERA

#### 1942-43 (12-9)

Winston-Salem Corps	61-30	W
at Charlotte YMCA	36-41	L
at CH Pre-Flight	53-48	W
High Point	64-31	W
at Norfolk Training	40-55	L
at Norfolk A.S.	36-40	L
at Langley Field	64-33	W
at Navy Apprentice	54-55	L
at Guilford^	64-35	L

Western Carolina^	59-40	L
Western Carolina^	52-41	L
Catawba^	59-31	L
at Catawba	64-34	W
at Western Carolina	75-33	W
at Western Carolina	54-31	W
at High Point	40-26	W
High Point *	41-33	W
Western Carolina *	36-31	W
Simpson (Iowa) #	48-31	W
Kansas Wesleyan #	54-40	W
N.W. Missouri #	34-46	L

\*North State Conf. Tournament, High Point, N.C.  
#NAIB Tournament, Kansas City, Mo.  
^ Game forfeited due to use of ineligible players

**HAROLD QUINCY ERA**

**1943-44 (0-7)**

Jan. 14 at Catawba	71-73	L
Jan. 15 at Catawba	43-61	L
Jan. 22 Guilford	39-40	L
Jan. 28 High Point	58-65	L
Jan. 29 High Point	33-55	L
Feb. 4 at High Point	51-61	L
Feb. 5 at High Point	33-45	L

**G.P. EGGERS ERA II**

**1944-45 (6-13, 4th North State)**

Dec. 18 at Lincoln Memorial	26-40	L
Dec. 19 at Lincoln Memorial	30-40	L
Jan. 5 at Milligan	22-74	L
Jan. 6 at Carson-Newman	28-36	L
Jan. 11 at High Point	46-37	W
Jan. 12 at Guilford	33-35	L
Jan. 13 Carson-Newman	35-30	W
Jan. 26 Elon	51-33	W
Jan. 27 at Catawba	30-53	L
Jan. 30 at Lenoir-Rhyne	31-29	W
Feb. 3 Milligan	48-91	L
Feb. 6 at Lenoir-Rhyne	31-29	W
Feb. 8 High Point	37-44	L
Feb. 15 Catawba	23-56	L
Feb. 16 at Lincoln Memorial	20-59	L
Feb. 17 at Lincoln Memorial	41-71	L
Feb. 19 Guilford	47-43	W
Feb. 23 at Elon	43-44	L
Feb. 24 at Barton	46-27	W

**FRANCIS HOOVER ERA I**

**1945-46 (11-8, 7-5 North State)**

Jan. 8 at Milligan	43-38	W
Jan. 10 at ETSU	35-68	L
Jan. 12 Elon	50-51	L
Jan. 15 at High Point	47-54	L
Jan. 19 ETSU	58-55	W
Jan. 23 Western Carolina	43-38	W
Jan. 26 at Catawba	51-43	W
Jan. 29 at Guilford	23-28	L
Jan. 30 King	57-20	W
Feb. 2 Milligan	46-47	L
Feb. 5 at Lenoir-Rhyne	64-42	W
Feb. 9 at Western Carolina	35-45	L
Feb. 12 Catawba	43-39	W
Feb. 16 at King	39-27	W
Feb. 18 Guilford	68-54	W
Feb. 19 at Davidson	39-52	L
Feb. 21 Lenoir-Rhyne	70-45	W
Feb. 23 at Elon	55-42	W
Feb. 26 High Point	52-63	L

**FLUCIE STEWART ERA II**

**1946-47 (11-3)**

Jan. 9 at Western Carolina	53-46	W
Jan. 15 Elon	65-37	W
Jan. 18 at Lenoir-Rhyne	67-35	W
Jan. 25 at Catawba	45-36	W
Jan. 28 Guilford	55-30	W
Jan. 30 at Elon	32-34	L
Feb. 1 High Point	47-43	W
Feb. 8 Western Carolina	59-58	W
Feb. 11 at Guilford	44-43	W
Feb. 13 Barton	60-45	W
Feb. 15 at High Point	37-43	L
Feb. 20 at Lenoir-Rhyne	62-52	W
Feb. 21 Catawba	49-46	W
Feb. 24 Lenoir-Rhyne *	63-64	L

\*North State Conference Tournament, High Point, N.C.

**FRANCIS HOOVER ERA II**

**1947-48 (20-8)**

Dec. 9 at Milligan	60-50	W
Dec. 13 Carson-Newman	42-36	W
Dec. 15 at McCrary	57-62	L
Dec. 18 at Chatham	55-54	W
Jan. 1 Berea (Ky.)	53-43	W
Jan. 3 Chatham	55-46	W
Jan. 7 McCrary	74-59	W
Jan. 10 Milligan	65-51	W
Jan. 13 Elon	39-31	W
Jan. 15 at Carson-Newman	41-47	L
Jan. 17 at Lenoir-Rhyne	63-70	L
Jan. 20 at Western Carolina	43-56	L
Jan. 24 Catawba	66-51	W
Jan. 26 East Carolina	66-47	W
Jan. 27 Barton	55-46	W
Feb. 2 Guilford	62-50	W
Feb. 4 Western Carolina	75-48	W
Feb. 7 at Elon	42-44	L
Feb. 10 at Guilford	49-48	W
Feb. 12 East Carolina	65-44	W
Feb. 14 at High Point	48-54	L
Feb. 18 Lenoir-Rhyne	74-58	W
Feb. 21 Catawba	92-61	W
Feb. 23 High Point	61-66	L
Feb. 26 Elon *	58-45	W
Feb. 27 Catawba *	60-51	W
Feb. 28 High Point *	74-59	W
Mar. 10 Lawrence Tech #	48-76	L

\*North State Conference Tournament, Elkin, N.C.  
#NAIA Tournament, Kansas City, Mo.

**1948-49 (14-7)**

**15-7 (12-4, 2nd North State)**

Dec. 6 at ETSU	53-56	L
Dec. 14 Guilford	58-56	W
Dec. 17 at East Carolina	53-60	L
Dec. 18 at Barton	63-33	W
Jan. 8 Lenoir-Rhyne	53-50	W
Jan. 11 at Western Carolina	57-59	L
Jan. 15 ETSU	52-60	L
Jan. 18 at High Point	57-60	L
Jan. 20 Georgia Southern	72-57	W
Jan. 22 at Catawba	46-61	L
Jan. 25 Barton	56-46	W
Feb. 4 East Carolina	54-41	W
Feb. 5 at Lenoir-Rhyne	59-52	W
Feb. 8 Elon	86-53	W
Feb. 11 at Elon	66-41	W
Feb. 12 at Guilford	60-52	W
Feb. 15 High Point	81-69	W
Feb. 19 Catawba	67-50	W
Feb. 24 Barton*	82-50	W
Feb. 25 East Carolina*	69-52	W
Feb. 26 Lenoir-Rhyne	55-57	L

\*North State Conference Tournament, Elkin, N.C.

**1949-50 (21-9)**

**21-9 (12-4, 2nd North State)**

Dec. 3 Kannapolis YMCA	79-55	W
Dec. 8 at Kannapolis YMCA	62-49	W
Dec. 9 ETSU	73-48	W
Dec. 13 Guilford	69-52	W
Dec. 16 at East Carolina	41-42	L
Dec. 17 at Barton	47-51	L
Jan. 5 at ETSU	58-41	W
Jan. 7 at Lenoir-Rhyne	60-50	W
Jan. 10 at Western Carolina	63-51	W
Jan. 12 at Guilford	59-47	W
Jan. 14 Barton	60-34	W
Jan. 17 at High Point	50-60	L
Jan. 19 Erskine	82-56	W
Jan. 20 at Catawba	84-71	W
Jan. 24 Elon	78-48	W
Jan. 27 at Erskine	57-69	L
Jan. 28 at Georgia Southern	56-79	L
Jan. 31 at High Point	60-71	L
Feb. 2 East Carolina	63-53	W
Feb. 4 at Lenoir-Rhyne	58-48	W
Feb. 7 at McCrary	51-54	L
Feb. 8 at Elon	52-50	W
Feb. 10 at McCrary	54-64	L
Feb. 15 Western Carolina	90-64	W
Feb. 18 Catawba	76-71	W
Feb. 23 Guilford *	70-59	W
Feb. 24 Lenoir-Rhyne *	84-76	W
Feb. 25 Elon *	67-53	W
Mar. 1 Erskine @	57-54	W
Mar. 14 Brooklyn #	75-79	L

\*North State Conference Tournament, Statesville, N.C.

@District Playoffs, Statesville, N.C.  
#NAIA Tournament, Kansas City, Mo.

**1950-51 (16-8)**

**16-8 (12-4, 2nd North State)**

Dec. 5 at Milligan	79-64	W
Dec. 8 ETSU	57-55	W
Dec. 12 Guilford	55-53	W
Dec. 14 Erskine*	65-60	W
Dec. 18 Troy State	94-60	W
Jan. 3 Elon	73-54	W
Jan. 4 Wake Forest*	55-74	L
Jan. 6 Lenoir-Rhyne	78-57	W
Jan. 8 at ETSU	47-65	L
Jan. 12 at East Carolina	55-71	L
Jan. 13 at Barton	85-59	W
Jan. 16 at Western Carolina	90-80	W
Jan. 20 at Catawba	67-80	L
Jan. 24 Barton	68-59	W
Jan. 27 at High Point	95-65	L
Jan. 29 East Carolina	66-57	W
Feb. 3 at Lenoir-Rhyne	80-61	L
Feb. 6 at Guilford	74-52	W
Feb. 7 at Elon	64-59	W
Feb. 10 High Point	66-62	W
Feb. 15 Western Carolina	82-66	W
Feb. 17 Catawba	76-75	W
Feb. 22 Elon@	60-54	L
Feb. 27 East Carolina#	69-77	L

\*Shelby, N.C.  
@North State Conference Tournament, Statesville, N.C.  
#NAIB District 26 Playoffs, Hickory, N.C.

**1951-52 (18-6)**

Dec. 5 Milligan	95-48	W
Dec. 11 at Guilford	63-72	L
Dec. 18 East Carolina	70-69	W
Jan. 5 at Lenoir-Rhyne	86-63	W
Jan. 9 Elon	81-68	W
Jan. 11 at North Georgia	99-48	W
Jan. 12 at Jacksonville State	75-63	W
Jan. 14 at Troy State	93-67	W
Jan. 15 at Erskine	86-61	W
Jan. 19 at Catawba	83-73	W
Jan. 22 at Western Carolina	80-84	L
Jan. 24 Barton	93-60	W
Jan. 26 at High Point	63-67	L
Jan. 28 at Barton	62-60	W
Jan. 29 at East Carolina	79-78	W
Feb. 2 Lenoir-Rhyne	73-54	W
Feb. 6 at Elon	58-65	L
Feb. 9 High Point	77-66	W
Feb. 14 Guilford	58-57	W
Feb. 19 at Erskine	97-61	W
Feb. 20 Western Carolina	102-58	W
Feb. 23 Catawba	100-76	W
Feb. 28 Elon *	65-72	L
Guilford @	57-63	L

\*North State Conference Tournament, Statesville, N.C.  
@District Playoffs

**1952-53 (5-18)**

Guilford	64-62	W
at High Point	70-80	L
at Guilford	61-66	L
Erskine	61-73	L
at ETSU	65-83	L
Elon	61-64	L
at Barton	67-60	W
at East Carolina	63-70	L
Lenoir-Rhyne	86-72	W
Western Carolina	77-84	L
High Point	77-87	L
ETSU	55-87	L
Catawba	66-70	L
at Erskine	82-92	L
at Guilford	84-82	W
East Carolina	67-79	L
at Elon	57-86	L
at Lenoir-Rhyne	69-70	L
Barton	95-86	W
at High Point	73-81	L
Feb. 17 at Western Carolina	70-108	L
at Catawba	52-60	L
Feb. 25 Elon *	56-95	L

\*North State Conference Tournament, Winston-Salem, N.C.

**1953-54 (4-20)**

Dec. 2 Milligan	66-81	L
Dec. 4 at Milligan	73-83	L
Dec. 5 Tusculum	65-71	L
Dec. 8 at ETSU	64-82	L
Dec. 12 at Tusculum	74-84	L
Dec. 16 ETSU	62-66	L
Jan. 7 at Guilford	67-52	W
Jan. 9 Lenoir-Rhyne %	65-78	L
Jan. 10 Western Carolina %	63-73	L
Jan. 16 at High Point	62-84	L
Jan. 20 at Barton	75-98	L
Jan. 21 at East Carolina	66-91	L
Jan. 23 at Catawba	62-64	L
Jan. 27 Elon	81-74	W
Jan. 30 Guilford	94-73	W
Feb. 1 East Carolina	74-99	L
Feb. 3 at Elon	73-84	L
Feb. 6 Lenoir-Rhyne	58-70	L
Feb. 10 Barton	77-85	L
Feb. 13 High Point	77-71	W
Feb. 15 Western Carolina	64-87	L
Feb. 17 at Western Carolina	67-87	L
Feb. 20 Catawba	67-69	L
Feb. 26 Lenoir-Rhyne *	61-86	L

%Spindale Invitational, Spindale, N.C.  
\*North State Tournament, Lexington, N.C.

**1954-55 (12-12)**

Dec. 1 at Milligan	61-77	L
Dec. 4 Milligan	82-79	W
Dec. 13 at Carson-Newman	80-86	L
Dec. 15 Carson-Newman	85-71	W
Dec. 17 at East Carolina	66-73	L
Dec. 18 at Barton	70-85	L
Dec. 20 Guilford	70-85	L
Jan. 6 at Guilford	81-95	L
Jan. 8 Lenoir-Rhyne	79-90	L
Jan. 12 Western Carolina	91-73	W
Jan. 15 at High Point	77-80	L
Jan. 19 at Elon	62-69	L
Jan. 22 Catawba	81-62	W
Jan. 24 at ETSU	77-86	L
Jan. 26 King	86-66	W
Jan. 29 Guilford	84-76	W
Jan. 31 East Carolina	88-84	W
Feb. 3 Elon	80-70	W
Feb. 5 at Lenoir-Rhyne	76-107	L
Feb. 9 Barton	105-97	W
Feb. 12 High Point	98-87	W
Feb. 16 at Western Carolina	86-70	W
Feb. 19 at Catawba	87-83	W
Feb. 24 Lenoir-Rhyne *	81-91	L

\*North State Conference Tournament, Lexington, N.C.

**1955-56 (8-13)**

King	96-74	W
at Carson-Newman	77-88	L
at Mercer	78-89	L
Dec. 5 Carson-Newman	92-85	W
East Carolina	66-77	L
at Guilford	83-65	W
at Lenoir-Rhyne	68-98	L
Jan. 4 Western Carolina	67-74	L
Jan. 7 High Point	86-75	W
Jan. 11 at Elon	81-102	L
Jan. 14 Catawba	78-71	W
Jan. 28 Guilford	99-69	W
Jan. 30 at East Carolina	55-84	L
Jan. 31 at Barton	82-89	L
Feb. 4 Lenoir-Rhyne	65-80	L
Feb. 6 Barton	75-95	L
Feb. 9 Elon	85-69	W
at High Point	81-80	W
Feb. 15 at Western Carolina	87-89	L
Feb. 18 at Catawba	84-102	L
Feb. 22 Elon *	61-86	L

\*North State Conference Tournament, Lexington, N.C.



### 1956-57 (4-19)

ETSU	60-74	L
Pfeiffer	76-93	L
at Carson-Newman	79-76	W
vs. Carson-Newman %	74-67	W
at East Carolina%	66-77	L
Elon	76-78	L
High Point	56-60	L
at Catawba	54-60	L
at Elon	48-86	L
Guilford	83-53	W
Lenoir-Rhyne	63-99	L
at High Point	59-80	L
at Western Carolina	62-84	L
Western Carolina	87-93	L
at Mercer	78-91	L
Jan. 15 at Stetson	61-110	L
at Guilford	50-71	L
East Carolina	68-74	L
at Barton	73-88	L
at Lenoir-Rhyne	60-99	L
Barton	66-80	L
Catawba	69-66	W
Feb. 27 Catawba *	56-71	L

*% Spindale Invitational, Spindale, N.C.  
\*North State Conference Tournament, Lexington, N.C.*

### BOB LIGHT ERA

#### 1957-58 (12-12)

Wofford	94-81	W
Carson-Newman	94-72	W
at Carson-Newman	63-62	W
at ETSU	57-72	L
ETSU %	55-53	W
East Carolina %	77-78	L
Barton	64-58	W
East Carolina	58-94	L
at Pfeiffer	90-84	W
Guilford	61-53	W
at Barton	74-85	L
Western Carolina	75-60	W
at East Carolina	65-74	L
Pfeiffer	85-74	W
Catawba	78-66	W
at High Point	63-73	L
at Elon	48-78	L
at Guilford	60-71	L
at Western Carolina	60-61	L
Lenoir-Rhyne	48-50	L
at Catawba	84-75	W
Elon	51-50	W
High Point	63-78	L
Lenoir-Rhyne *	55-86	L

*%Spindale Invitational, Spindale, N.C.  
\*North State Tournament, Lexington, N.C.*

#### 1958-59 (16-9)

Pfeiffer	95-78	W
at ETSU	71-77	L
Guilford	79-74	W
UNC Pembroke	85-46	W
at Wofford	63-52	W
at Pfeiffer	84-69	W
Wofford	77-76	W
East Carolina	86-75	W
at Guilford	72-43	W
at Lenoir-Rhyne	45-74	L
Western Carolina	58-67	L
at High Point	63-80	L
Elon	72-50	W
Barton	73-67	W
Catawba	71-67	W
at East Carolina	60-94	L
at Barton	49-57	L
Lenoir-Rhyne	69-60	W
Emory & Henry	78-66	W
at Elon	71-74	L
High Point	82-71	W
Feb. 14 Pfeiffer	104-76	W
at Western Carolina	60-78	L
at Catawba	76-65	W
Lenoir-Rhyne	68-82	L

*\*North State Conference Tournament, Lexington, N.C.*

### 1959-60 (19-9)

Dec. 3 Pfeiffer	69-68	W
Dec. 5 at Guilford	64-62	W
Dec. 8 Coll. of Charleston	112-58	W
Dec. 10 at Emory & Henry	103-76	W
Dec. 12 at Coll. of Charleston	74-40	W
Dec. 15 Wofford	63-67	L
Dec. 22 Lenoir-Rhyne	72-71	W
Jan. 5 East Carolina	75-65	W
Jan. 8 Guilford	78-62	W
Jan. 9 at Lenoir-Rhyne	68-81	L
Jan. 11 Elon	76-70	W
Jan. 14 Western Carolina	76-63	W
Jan. 16 High Point	72-74	L
Jan. 23 at Catawba	68-76	L
Jan. 25 Barton	72-58	W
Jan. 27 at Pfeiffer	89-63	W
Feb. 1 at East Carolina	73-81	L
Feb. 2 at Barton	65-59	W
Feb. 6 Lenoir-Rhyne	73-71	W
Feb. 8 ETSU	86-87	L
Feb. 10 at Elon	64-62	W
Feb. 13 at High Point	90-88	W
Feb. 17 at Western Carolina	71-60	W
Feb. 20 Catawba	61-68	L
Feb. 25 East Carolina *	87-79	W
Feb. 26 Catawba *	57-72	L
Lenoir-Rhyne @	84-77	W
Wofford @	67-77	L

*\*North State Conference Tournament, Lexington, N.C.  
@District Playoffs*

### 1960-61 (17-10)

Dec. 3 at Guilford	71-56	W
Dec. 5 at ETSU	62-79	L
Dec. 8 Lincoln Memorial %	66-59	W
Dec. 9 Presbyterian %	84-56	W
Dec. 10 at Carson-Newman %	50-48	W
Dec. 12 at Pfeiffer	60-42	W
Dec. 14 East Carolina	79-73	W
Jan. 4 Guilford	83-58	W
Jan. 7 Lenoir-Rhyne	80-88	L
Jan. 9 Elon	89-66	W
Jan. 12 at Western Carolina	64-58	W
Jan. 14 High Point	84-61	W
Jan. 16 at Wofford	74-65	W
Jan. 21 Catawba	71-70	W
Jan. 23 Barton	76-80	L
Jan. 25 Pfeiffer	78-63	W
Jan. 28 Belmont Abbey	71-75	L
Jan. 30 at East Carolina	70-72	L
Jan. 31 at Barton	68-89	L
Feb. 4 at Lenoir-Rhyne	80-93	L
Feb. 8 High Point	68-80	L
Feb. 11 at Elon	68-66	W
Feb. 15 Western Carolina	85-75	W
Feb. 18 at Catawba	73-67	W
Feb. 23 Western Carolina *	107-85	W
Feb. 24 High Point *	73-84	L
Lenoir-Rhyne @	62-68	L

*%Jefferson City Invitational, Jefferson City, Tenn.  
\*North State Conference Tournament, Lexington, N.C.  
@District Playoffs*

### 1961-62 (11-13)

Dec. 2 at Guilford	63-64	L
Dec. 5 ETSU	60-74	L
Dec. 7 Pfeiffer	66-63	W
Dec. 11 at Belmont Abbey	47-59	L
Dec. 13 East Carolina	68-74	L
Jan. 3 Guilford	68-57	W
Jan. 6 at Lenoir-Rhyne	75-85	L
Jan. 8 at Elon	51-78	L
Jan. 11 Western Carolina	75-73	W
Jan. 13 High Point	76-70	W
Jan. 15 at Pfeiffer	58-65	L
Jan. 18 Newberry	100-79	W
Jan. 20 at Catawba	61-58	W
Jan. 22 Barton	81-61	W
Jan. 26 Wofford	81-77	W
Jan. 29 at Barton	61-70	L
Jan. 30 at East Carolina	71-74	L
Feb. 3 Lenoir-Rhyne	64-58	W
Feb. 5 at Newberry	64-67	L
Feb. 8 Elon	72-45	W
Feb. 10 at High Point	67-69	L
Feb. 14 at Western Carolina	66-56	W
Feb. 17 Catawba	77-97	L
Feb. 21 Western Carolina *	62-83	L

*\*Carolinas Conference Tournament, Lexington, N.C.*

### 1962-63 (14-12)

at Wofford	77-86	L
Guilford	81-61	W
Barton	82-66	W
Pfeiffer	71-57	W
at Newberry	72-64	W
Belmont Abbey	73-66	W
Erskine	55-58	L
at Campbell	77-70	W
Wofford	67-64	W
at Lenoir-Rhyne	49-68	L
Elon	71-60	W
at Western Carolina	51-59	L
High Point	48-61	L
at Pfeiffer	63-60	W
Catawba	60-62	L
at Barton	72-75	L
at ETSU	60-75	L
Lenoir-Rhyne	77-72	W
at Guilford	74-61	W
at Elon	65-77	L
at High Point	50-74	L
Newberry	52-50	W
Western Carolina	66-62	W
at Catawba	49-62	W
Catawba *	64-57	L
High Point *	60-72	L

*\*Carolinas Conference Tournament, Lexington, N.C.*

### 1963-64 (14-12)

Mars Hill	83-36	W
at Pfeiffer	86-94	L
Dec. 5 Newberry	107-63	W
at Erskine	59-66	L
at Belmont Abbey	76-69	W
ETSU	52-50	W
Piedmont	98-61	W
Erskine	66-63	W
at Newberry	84-56	W
Lenoir-Rhyne	55-67	L
at Elon	61-89	L
Western Carolina	62-58	W
at High Point	68-83	L
Pfeiffer	78-69	W
at Catawba	59-81	L
at Barton	97-90	W
Guilford	82-76	W
Wofford	98-87	W
Barton	91-81	W
at Lenoir-Rhyne	57-65	L
at Wofford	70-90	L
Elon	56-54	W
High Point	64-87	L
at Western Carolina	54-77	L
Catawba	73-75	W
High Point *	57-88	L

*\*Carolinas Conference Tournament, Lexington, N.C.*

### 1964-65 (14-10)

Pfeiffer	61-57	W
at Erskine	64-71	L
at Mars Hill	72-74	L
Belmont Abbey	74-61	W
Elon	59-56	W
Newberry	51-49	W
Jan. 1 Hampden-Sydney %	76-66	W
Jan. 2 Wofford %	53-62	L
Jan. 5 at Belmont Abbey	76-66	W
Lenoir-Rhyne	95-72	W
at Newberry	87-60	W
at Western Carolina	61-71	L
High Point	85-69	W
at Pfeiffer	62-64	L
Catawba	76-57	W
at Barton	83-71	W
Jan. 25 Barton	80-65	W
at Lenoir-Rhyne	68-79	L
Guilford	79-69	W
at Elon	59-72	L
at High Point	58-79	L
Western Carolina	85-72	W
at Catawba	58-71	L
Elon *	58-70	L

*%Spindale Invitational, Spindale, N.C.  
\*Carolinas Conference Tournament, Lexington, N.C.*

### 1965-66 (17-10)

Nov. 30 Presbyterian	83-32	W
Dec. 2 at Pfeiffer	63-58	W
Dec. 4 Newberry	86-52	W
Dec. 8 at Barton	80-66	W
Dec. 11 at Erskine	54-71	L
Dec. 14 at Elon	73-80	L
Dec. 16 at Belmont Abbey	65-55	W
Dec. 31 Wofford %	81-84	L
Jan. 1 Campbell %	74-71	W
Jan. 5 High Point	73-77	L
Jan. 8 at Lenoir-Rhyne	74-82	L
Jan. 10 at Newberry	69-67	W
Jan. 13 Western Carolina	66-85	L
Jan. 19 Pfeiffer	106-68	W
Jan. 22 at Catawba	58-64	L
Jan. 25 Barton	112-99	W
Jan. 28 at Presbyterian	59-63	L
Feb. 2 Belmont Abbey	105-78	W
Feb. 5 Lenoir-Rhyne	78-72	W
Feb. 7 Mars Hill	88-71	W
Feb. 9 Elon	81-73	W
Feb. 12 at High Point	62-67	L
Feb. 15 at Western Carolina	57-56	W
Feb. 19 Catawba	88-80	W
Feb. 24 Lenoir-Rhyne*	75-64	W
Feb. 25 Western Carolina*	65-63	W
Feb. 26 High Point*	55-59	L

*% Spindale Invitational, Spindale, NC  
\* Carolinas Conference Tournament, Lexington, N.C.*

### 1966-67 (21-8)

Nov. 29 at Presbyterian	112-78	W
Dec. 1 Pfeiffer	72-57	W
Dec. 3 at Newberry	75-73	W
Dec. 12 at Barton	68-71	L
Dec. 14 at Elon	74-65	W
Dec. 30 Shorter %	77-91	L
Dec. 31 Catawba %	81-77	W
Jan. 3 Erskine	75-65	W
Jan. 7 Guilford	98-86	W
Jan. 9 Newberry	83-73	W
Jan. 12 at Western Carolina	69-75	L
Jan. 14 High Point	86-84	W
Jan. 18 at Pfeiffer	64-65	L
Jan. 21 Catawba	72-64	W
Jan. 24 Barton	88-73	W
Jan. 28 Presbyterian	84-65	W
Feb. 4 at Lenoir-Rhyne	68-77	L
Feb. 6 at Guilford	84-96	L
Feb. 8 Elon	75-70	W
Feb. 11 at High Point	68-65	W
Feb. 15 Western Carolina	77-72	W
Feb. 18 at Catawba	82-84	L
Feb. 23 at Blemont Abbey	77-69	W
Feb. 25 Lenoir-Rhyne	95-68	W
Mar. 2 Catawba *	78-67	W
Mar. 3 Elon *	89-82	W
Mar. 4 Guilford *	91-67	W
Mar. 9 Lynchburg @	100-84	W
Mar. 10 Guilford @	78-85	L

*%Spindale Invitational, Spindale, N.C.  
\*Carolinas Conference Tournament, Lexington, N.C.  
@District Playoffs*

**1967-68 (14-13)**

Presbyterian	95-61	W
at Pfeiffer	75-69	W
Newberry	76-72	W
at Guilford \$	55-86	L
Lenoir-Rhyne \$	78-72	W
at Barton	75-90	L
UNC Asheville %	83-89	L
Wofford %	90-62	W
at Erskine	75-60	W
Guilford	72-78	L
at Newberry	72-78	L
High Point	81-88	L
Pfeiffer	93-67	W
at Catawba	73-64	W
Barton	88-95	L
at Presbyterian	77-68	W
Elon	87-75	W
Lenoir-Rhyne	79-74	W
Western Carolina	79-95	L
at Elon	75-81	L
at High Point	88-97	L
at Western Carolina	66-91	L
Catawba	84-85	L
Belmont Abbey	76-67	W
at Lenoir-Rhyne	69-59	W
Barton *	68-58	W
Guilford *	84-93	L

\$Gate City Classic, Greensboro, N.C.  
%Spindale Invitational, Spindale, N.C.  
\*Carolinas Conference Tournament, Lexington, N.C.

**VARSITY GYM ERA**

**1968-69 (12-15)**

Nov. 30	at Belmont Abbey	66-78	L
Dec. 2	at ETSU	68-85	L
Dec. 5	at Pfeiffer	79-84	L
Dec. 7	Lenoir-Rhyne ^	66-64	W
Dec. 14	at The Citadel	78-80	L
Dec. 27	UNC Pembroke %	75-71	W
Dec. 28	at Lenoir-Rhyne %	67-71	L
Jan. 4	at UNC Wilmington	102-110	L
Jan. 6	Newberry	105-83	W
Jan. 9	at Western Carolina	80-67	W
Jan. 11	High Point	89-85	W
Jan. 13	at Presbyterian	70-61	W
Jan. 15	Pfeiffer	86-56	W
Jan. 18	Catawba	85-67	W
Jan. 20	at Virginia Tech	74-84	L
Jan. 23	Barton	107-78	W
Jan. 25	Presbyterian	72-62	W
Jan. 27	at Elon	64-78	L
Jan. 29	ETSU	64-90	L
Feb. 1	at Lenoir-Rhyne	71-86	L
Feb. 5	Elon	65-67	L
Feb. 8	at High Point	71-107	L
Feb. 10	at Barton	87-105	L
Feb. 12	Western Carolina	86-80	W
Feb. 15	at Catawba	69-78	L
Feb. 18	at Newberry	90-98	L
Feb. 22	UNC Wilmington	82-72	W

^first game in Varsity Gymnasium  
%Hickory Tournament, Hickory, N.C.

**1969-70 (15-12)**

	at Voorhees	86-88	L
Dec. 3	Belmont Abbey	85-71	W
Dec. 6	at ETSU	60-94	L
Dec. 10	at Wake Forest	49-71	L
Dec. 13	at UNC Asheville	63-54	W
Dec. 15	at M. Tennessee St.	50-53	L
Jan. 2	Valdosta State %	67-75	L
Jan. 3	S.E. Louisiana %	63-66	L
Jan. 8	Western Carolina	67-65	W
Jan. 10	High Point	79-60	W
Jan. 13	at Lander	68-60	W
Jan. 17	at Catawba	74-61	W
Jan. 19	Voorhees	101-77	W
Jan. 22	at Emory & Henry	76-77	L
Jan. 24	UNC Asheville	73-60	W
Jan. 29	Carson-Newman	75-80	L
Jan. 31	at Lenoir-Rhyne	64-71	L
Feb. 7	at High Point	81-84	L
Feb. 10	ETSU	87-74	W
Feb. 14	Catawba	105-69	W
Feb. 16	Emory & Henry	89-60	W
Feb. 18	at Virginia Tech	83-79	W

Feb. 21	Lenoir-Rhyne	61-70	L
Feb. 23	Erskine	87-60	W
Feb. 28	at Western Carolina	87-83	W
Mar. 5	Newberry @	80-53	W
Mar. 6	S.C. State @	80-90	L

%Pensacola Invitational, Pensacola, Fla.  
@District Playoffs

**1970-71 (8-16)**

Dec. 1	at Wake Forest	66-96	L
Dec. 5	at Virginia Tech	66-89	L
Dec. 11	Luther Rice	109-66	W
Dec. 12	UNC Asheville	64-75	L
Dec. 14	at ETSU	53-85	L
Dec. 16	West Florida	57-74	L
Jan. 5	Western Carolina	85-73	W
Jan. 7	at Winston-Salem St.	79-87	L
Jan. 9	High Point	86-89	L
Jan. 13	Voorhees	80-71	W
Jan. 16	at Western Carolina	70-106	L
Jan. 18	Winston-Salem State	81-84	L
Jan. 20	at UNC Asheville	64-82	L
Jan. 25	at Mars Hill	66-69	L
Jan. 27	at Carson-Newman	93-104	L
Jan. 30	Lenoir-Rhyne	72-68	W
Feb. 1	Middle Tennessee St.	74-68	W
Feb. 6	at High Point	66-76	L
Feb. 8	ETSU	85-77	W
Feb. 10	at UNC Charlotte	59-76	L
Feb. 13	Mars Hill	90-70	W
Feb. 17	UNC Charlotte	59-76	L
Feb. 20	at Lenoir Rhyne	83-102	L
Feb. 22	Lander	62-61	W

**1971-72 (8-18)**

Dec. 1	Mars Hill	73-75	L
Dec. 4	UNC Wilmington	104-67	W
Dec. 6	UNC Pembroke	91-77	W
Dec. 9	at Furman	91-101	L
Dec. 15	at Virginia Tech	80-92	L
Dec. 17	at Davidson	96-109	L
Jan. 5	at ETSU	65-96	L
Jan. 8	UNC Asheville	69-78	L
Jan. 10	at Mars Hill	77-89	L
Jan. 15	Western Carolina	79-82	L
Jan. 17	at UNC Asheville	68-80	L
Jan. 20	at East Carolina	82-89	L
Jan. 22	at UNC Charlotte	64-79	L
Jan. 24	Furman	98-116	L
Jan. 27	Carson-Newman	96-90	W
Jan. 29	at Lenoir-Rhyne	74-87	L
Jan. 31	at Western Carolina	74-70	W
Feb. 3	ETSU	87-79	W
Feb. 5	High Point	72-65	W
Feb. 7	at Mercer	70-101	L
Feb. 9	Coll. of Charleston	92-80	W
Feb. 12	Charlotte	78-77	W
Feb. 19	Lenoir-Rhyne	80-99	L
Feb. 21	at High Point	61-70	L
Feb. 26	at UNC Wilmington	67-82	L
Mar. 2	Davidson +	77-88	L

+SoCon Tournament, Greenville, S.C.  
(App State was a provisional member of the SoCon in 1971-72, eligible for the conference tournament)

**PRESS MARAVICH ERA**

**1972-73 (6-20, 3-8 SoCon)**

Nov. 27	at #8 NC State	53-130	L
Nov. 29	at Virginia Tech	58-99	L
Dec. 4	UNC Pembroke	55-60	L
Dec. 7	Richmond*	67-65	W
Dec. 9	at East Carolina*	69-84	L
Dec. 11	at William & Mary*	71-73	L
Dec. 16	Furman*	80-96	L
Dec. 28	American %	84-98	L
Dec. 29	Delaware %	77-89	L
Jan. 3	ETSU	71-73	L
Jan. 10	at Western Carolina	86-98	L
Jan. 13	at VMI *	68-82	L
Jan. 18	The Citadel*	78-75	W
Jan. 20	at Georgia Southern	94-90	W
Jan. 22	at Furman*	83-103	L
Jan. 24	UNC Asheville	90-87	W
Jan. 27	at Lenoir-Rhyne	74-96	L
Jan. 29	at Richmond*	69-111	L
Feb. 3	UNC Charlotte	77-75	W
Feb. 7	at ETSU	87-105	L
Feb. 10	East Carolina*	88-70	W
Feb. 15	at Davidson*	81-108	L
Feb. 17	Lenoir-Rhyne	78-84	L
Feb. 19	at The Citadel*	69-87	L
Feb. 24	Western Carolina	74-77	L
Mar. 1	Furman +	68-101	L

%Roanoke Invitational, Roanoke, Va.  
+SoCon Tournament, Richmond, Va.

**1973-74 (5-20, 1-11 SoCon)**

Dec. 1	at William & Mary*	63-100	L
Dec. 3	at Richmond*	60-78	L
Dec. 8	VMI*	65-74	L
Dec. 10	at Duke	53-83	L
Dec. 12	ETSU	65-78	L
Dec. 14	Western Carolina	78-71	W
Jan. 3	at ETSU	75-89	L
Jan. 5	Furman*	71-111	L
Jan. 12	The Citadel*	90-72	W
Jan. 14	at East Carolina*	52-53	L
Jan. 19	Georgia Southern	71-83	L
Jan. 21	at The Citadel*	76-77	L
Jan. 24	at Carson-Newman	92-93	L
Jan. 26	at Lenoir-Rhyne	77-82	L
Jan. 29	at UNC Charlotte	73-85	L
Feb. 2	UNC Asheville	80-78	W
Feb. 4	Richmond*	83-93	L
Feb. 6	at Furman*	72-89	L
Feb. 9	at Western Carolina	79-73	W
Feb. 11	East Carolina*	68-73	L
Feb. 13	at VMI*	59-62	L
Feb. 16	Lenoir-Rhyne	63-60	W
Feb. 20	Davidson*	58-65	L
Feb. 23	at Wake Forest	60-106	L
Feb. 27	Furman +	60-71	L

+SoCon Tournament, Richmond, Va.

**1974-75 (3-23, 1-11 SoCon)**

Dec. 3	Charleston So.	78-84	L
Dec. 5	VMI*	81-98	L
Dec. 7	UNC Asheville	83-74	W
Dec. 9	at Clemson	57-103	L
Dec. 11	at Wake Forest	69-100	L
Dec. 14	at The Citadel*	94-99	L
Jan. 2	at #7 Maryland	50-96	L
Jan. 6	at ETSU	79-96	L
Jan. 9	UNC Charlotte	61-75	L
Jan. 14	at East Carolina*	68-78	L
Jan. 18	Richmond*	70-101	L
Jan. 21	at Furman*	52-91	L
Jan. 27	at VMI*	55-73	L
Jan. 30	The Citadel*	69-70	L
Feb. 2	ETSU	72-86	L
Feb. 5	East Carolina*	78-71	W
Feb. 8	Furman*	59-96	L
Feb. 10	Lenoir-Rhyne	61-70	L
Feb. 13	William & Mary*	59-69	L
Feb. 15	at Western Carolina	79-85	L
Feb. 17	at Davidson*	89-99	L
Feb. 20	at Lenoir-Rhyne	88-80	W
Feb. 22	Western Carolina	72-76	L
Feb. 24	at Georgia Southern	83-104	L
Feb. 26	at Richmond*	97-101	L
Mar. 1	at Furman +	69-75	L

+SoCon Tournament, Greenville, S.C.

**BOBBY CREMINS ERA**

**1975-76 (13-14, 6-6 SoCon)**

Nov. 29	at William & Mary*	48-68	L
Dec. 1	at Richmond*	52-53	L
Dec. 6	Lenoir-Rhyne	75-61	W
Dec. 10	Pfeiffer	78-74	W
Dec. 11	at Georgia	67-83	L
Dec. 13	The Citadel*	83-65	W
Dec. 16	ETSU	80-81	L
Dec. 18	at Wake Forest	65-107	L
Jan. 7	at N.C. State	51-83	L
Jan. 10	Richmond*@	62-87	L
Jan. 14	East Carolina*	50-48	W
Jan. 17	VMI*	71-67	W
Jan. 19	at UNC Charlotte	53-73	L
Jan. 24	at Lenoir-Rhyne	67-72	L
Jan. 26	at Furman*	68-64	W
Jan. 31	at The Citadel*	70-67	W
Feb. 2	Furman*	76-77	L
Feb. 4	Davidson*	75-62	W
Feb. 7	Charleston So.	84-63	W
Feb. 9	at Western Carolina	69-79	L
Feb. 11	at ETSU	79-73	W
Feb. 14	at East Carolina*	66-84	L
Feb. 18	Western Carolina	84-83	W
Feb. 21	at VMI*	74-78	L
Feb. 23	Georgia Southern	84-68	W
Feb. 28	at East Carolina +	79-72	W
Mar. 4	VMI ++	64-71	L

@Charlotte Coliseum, Charlotte, N.C.  
+SoCon Tournament, Greenville, N.C.  
++SoCon Tournament, Greenville, S.C.

**1976-77 (17-12, 8-4 SoCon)**

Nov. 29	at Auburn	61-84	L
Dec. 1	UNC Wilmington	51-49	W
Dec. 4	Lenoir-Rhyne	72-64	W
Dec. 6	at Davidson*	71-53	W
Dec. 8	at N.C. State	49-70	L
Dec. 11	William & Mary*	68-59	W
Dec. 14	ETSU	67-65	W
Dec. 18	at #14 Maryland	74-76	L
Dec. 30	at Marshall	79-84	L
Jan. 8	at William & Mary*	63-68	L
Jan. 10	at VMI*	54-74	L
Jan. 12	Furman*	80-78	W
Jan. 15	at East Carolina*	54-66	L
Jan. 19	UNC Charlotte	59-85	L
Jan. 22	at Lenoir-Rhyne	82-81	W
Jan. 25	Davidson*	49-44	W
Jan. 27	The Citadel*	76-56	W
Jan. 29	at #10 Wake Forest	73-83	L
Jan. 31	at ETSU	56-72	L
Feb. 3	Western Carolina	65-52	W
Feb. 5	at The Citadel*	68-64	W
Feb. 7	at Charleston So.	83-70	W
Feb. 12	East Carolina*	63-60	W
Feb. 14	at Furman*	83-90	L
Feb. 19	#19 VMI*	62-58	W
Feb. 23	at Western Carolina	70-63	W
Feb. 26	Davidson +	71-66	W
Mar. 1	Furman ++	70-64	W
Mar. 2	VMI ++	67-69	L

+SoCon Tournament, Boone, N.C.  
++SoCon Tournament, Roanoke, Va.



### 1977-78 (15-13, 9-3 SoCon)

Nov. 26	at N.C. State	79-97	L
Nov. 30	ETSU	63-80	W
Dec. 3	at Lenoir-Rhyne	72-73	L
Dec. 5	at UNC Charlotte	71-64	W
Dec. 7	Wofford	120-69	W
Dec. 10	VMI*	92-77	W
Dec. 13	Furman*	85-75	W
Dec. 17	at Clemson	88-93	L
Dec. 19	at Chattanooga*	88-78	W
Dec. 29	Georgia Southern %	81-99	L
Dec. 30	Tennessee Tech %	96-69	W
Jan. 9	at UNC Wilmington	70-73	L
Jan. 14	UNC Asheville	89-65	W
Jan. 17	Davidson*	74-60	W
Jan. 21	The Citadel*	75-66	W
Jan. 23	Marshall*	77-88	L
Jan. 26	at ETSU	81-84	L
Jan. 28	Wake Forest @	61-87	L
Feb. 1	at The Citadel*	77-65	W
Feb. 4	Western Carolina*	75-68	W
Feb. 6	at Furman*	81-74	W
Feb. 11	Lenoir-Rhyne	79-81	L
Feb. 13	Chattanooga*	110-63	W
Feb. 15	at Western Carolina*	54-68	L
Feb. 18	at VMI*	70-77	L
Feb. 20	High Point	72-56	W
Feb. 25	The Citadel +	81-64	W
Mar. 3	Furman ++	68-72	L

%Poinsettia Classic, Greenville, S.C.  
 @Greensboro Coliseum, Greensboro, N.C.  
 +SoCon Tournament, Boone, N.C.  
 ++SoCon Tournament, Roanoke, Va.

### 1978-79 (23-6, 11-3 SoCon)

Nov. 24	S.C. State %	65-60	W
Nov. 25	Campbell %	73-63	W
Nov. 28	Pfeiffer	84-71	W
Dec. 2	Lenoir-Rhyne	94-57	W
Dec. 5	at Western Carolina*	80-69	W
Dec. 9	Marshall*	81-56	W
Dec. 13	VMI*	103-82	W
Dec. 16	at Wake Forest	71-83	L
Jan. 2	at #9 N.C. State	50-58	L
Jan. 4	at ETSU	55-47	W
Jan. 6	at Chattanooga*	67-74	L
Jan. 10	Davidson*	79-65	W
Jan. 13	Furman*	66-75	L
Jan. 15	USC Spartanburg	71-64	W
Jan. 17	at VMI*	73-58	W
Jan. 20	UNC Charlotte	58-47	W
Jan. 22	Western Carolina*	49-50	L
Jan. 27	at Marshall*	78-66	W
Jan. 31	at Davidson*	84-72	W
Feb. 3	The Citadel*	76-65	W
Feb. 7	at Furman*	59-58	W
Feb. 10	UNC Wilmington	63-60	W
Feb. 14	at The Citadel*	68-64	W
Feb. 17	Chattanooga*	77-63	W
Feb. 19	ETSU*	83-56	W
Feb. 24	VMI +	73-63	W
Mar. 3	Western Carolina ++	63-43	W
Mar. 4	Furman ++	86-83	W
Mar. 10	Louisiana State #	57-71	L

%East Tennessee Tip-Off, Johnson City, Tenn.  
 \* SoCon Tournament, Boone, N.C.  
 \*\* SoCon Tournament, Roanoke, Va.  
 # NCAA Midwest Regional, Bloomington, Ind.

### 1979-80 (12-16, 6-10 SoCon)

Dec. 1	Lenoir-Rhyne	47-45	W
Dec. 4	Wofford	75-63	W
Dec. 6	at N.C. State	53-59	L
Dec. 8	VMI*	66-57	W
Dec. 12	at ETSU*	41-54	L
Dec. 15	Western Carolina*	75-77	L
Dec. 20	at Marshall*	65-74	L
Dec. 28	Ball State %	68-74	L
Dec. 29	Hardin-Simmons %	69-56	W
Jan. 5	at Furman*	65-76	L
Jan. 9	at UNC Wilmington	44-61	L
Jan. 12	at Chattanooga*	48-49	L
Jan. 14	at The Citadel*	53-54	L
Jan. 17	Bluefield (Va.)	84-63	W
Jan. 19	at Wake Forest	61-87	L
Jan. 21	Furman*	71-75	L
Jan. 23	ETSU*	50-54	L
Jan. 26	Chattanooga*	74-64	W
Jan. 30	at Davidson*	48-58	L
Feb. 2	at Western Carolina*	42-61	L
Feb. 4	Marshall*	47-41	W
Feb. 6	S.C. State	70-61	W
Feb. 9	The Citadel*	75-57	W
Feb. 11	at UNC Charlotte	56-58	L
Feb. 14	at VMI*	55-49	W
Feb. 16	Davidson*	78-76	W
Feb. 23	at Western Carolina+	67-66	W
Feb. 29	Marshall ++	76-91	L

%Pacemaker Classic, Monroe, La.  
 +SoCon Tournament, Cullowhee, N.C.  
 \*\*SoCon Tournament, Roanoke, Va.

### 1980-81 (20-9, 11-5 SoCon)

Dec. 3	Elon	70-52	W
Dec. 5	at Stetson %	58-65	L
Dec. 6	Butler %	75-73	W
Dec. 9	Milligan	82-75	W
Dec. 13	Furman*	77-74	W
Dec. 17	at N.C. State	47-71	L
Jan. 3	Limestone	77-56	W
Jan. 5	at Marshall*	52-58	L
Jan. 7	at #6 Wake Forest	42-63	L
Jan. 10	at Chattanooga*	58-86	L
Jan. 12	at Davidson*	63-66	L
Jan. 14	Lenoir-Rhyne	79-66	W
Jan. 17	VMI*	78-67	W
Jan. 21	at Furman*	66-56	W
Jan. 24	Marshall*	75-56	W
Jan. 26	ETSU*	65-60	W
Jan. 31	UNC Charlotte	53-52	W
Feb. 2	Chattanooga*	56-61	L
Feb. 5	Western Carolina*	81-68	W
Feb. 7	The Citadel*	48-41	W
Feb. 9	at VMI*	70-51	W
Feb. 11	UNC Wilmington	60-51	W
Feb. 14	at The Citadel*	66-54	W
Feb. 19	at ETSU*	78-72	W
Feb. 21	Davidson*	78-77	W
Feb. 23	at Western Carolina*	61-68	L
Feb. 28	Furman +	75-71	W
Mar. 6	Marshall **	77-62	W
Mar. 7	Chattanooga **	55-59	L

%Hatter Classic, Deland, Fla.  
 + SoCon Tournament, Boone, N.C.  
 \*\* SoCon Tournament, Roanoke, Va.

### KEVIN CANTWELL ERA

#### 1981-82 (11-15, 6-10 SoCon)

Nov. 30	Lenoir-Rhyne	76-69	W
Dec. 5	at Duke	75-70	W
Dec. 9	at N.C. State	38-66	L
Dec. 14	at Chattanooga*	42-52	L
Dec. 16	at Davidson*	62-64	L
Dec. 19	at Wake Forest	57-79	L
Jan. 5	Chattanooga*	63-81	L
Jan. 7	Furman*	64-61	W
Jan. 9	Marshall*	65-60	W
Jan. 11	at The Citadel*	64-83	L
Jan. 12	at UNC Wilmington	52-62	L
Jan. 16	at Furman*	71-76	L
Jan. 18	Mars Hill	67-44	W
Jan. 20	at UNC Charlotte	54-60	L
Jan. 25	Pfeiffer	57-56	W
Jan. 27	Western Carolina*	55-56	L
Jan. 30	at Virginia Military*	62-67	L
Feb. 3	Davidson*	54-56	L
Feb. 6	at Western Carolina*	63-68	L
Feb. 11	at ETSU*	81-79	W
Feb. 13	The Citadel*	65-46	W
Feb. 15	at Marshall*	49-61	L
Feb. 17	Emory & Henry	88-78	W
Feb. 20	VMI*	91-58	W
Feb. 22	ETSU*	62-59	W
Feb. 27	at Chattanooga +	53-62	L

+ SoCon Tournament, Chattanooga, Tenn.

#### 1982-83 (6-21, 3-13 SoCon)

Nov. 29	at Duke	57-73	L
Dec. 1	The Citadel*	55-60	L
Dec. 4	Augusta	64-62	W
Dec. 8	Mars Hill	86-67	W
Dec. 11	at Wake Forest	46-67	L
Dec. 20	at Virginia Tech	56-92	L
Jan. 8	Milligan	41-43	L
Jan. 11	at Davidson*	60-58	W
Jan. 13	at Chattanooga*	63-85	L
Jan. 15	ETSU*	58-78	L
Jan. 17	Western Carolina*	65-72	L
Jan. 22	Marshall*	76-95	W
Jan. 24	VMI*	69-61	W
Jan. 26	at Furman*	45-53	L
Jan. 29	at The Citadel*	72-90	L
Feb. 2	Chattanooga*	48-50	L
Feb. 4	Davidson*	45-50	L
Feb. 9	UNCG	54-58	L
Feb. 14	at VMI*	65-61	W
Feb. 16	Furman*	54-56	L
Feb. 19	at Western Carolina*	53-55	L
Feb. 21	at Georgia Tech	72-83	L
Feb. 25	at Marshall*	69-83	L
Feb. 26	at ETSU*	55-67	L
Feb. 28	at Campbell	57-59	L
Mar. 5	Campbell	74-60	W
Mar. 10	Chattanooga +	58-71	L

+ SoCon Tournament, Charleston, W.Va.

#### 1983-84 (13-16, 8-8 SoCon)

Nov. 28	Augusta	90-64	W
Dec. 2	Texas-Arlington %	72-73	L
Dec. 3	Fla. Southern %	48-47	W
Dec. 8	Lenoir-Rhyne	57-48	W
Dec. 10	at Wake Forest	46-72	L
Dec. 28	N.C. A&T @	63-75	L
Dec. 29	at UNC Charlotte @	51-67	L
Jan. 4	at Georgia Tech	61-78	L
Jan. 10	Chattanooga*	59-69	L
Jan. 11	at Duke	60-73	L
Jan. 14	VMI*	74-54	W
Jan. 18	at Western Carolina*	76-82	L
Jan. 21	The Citadel*	66-60	W
Jan. 23	Marshall*	84-83	W
Jan. 26	at ETSU *	63-65	L
Jan. 28	at The Citadel*	69-83	L
Jan. 30	at Furman*	57-61	L
Feb. 4	Davidson*	55-53	W
Feb. 6	at Campbell	56-57	L
Feb. 8	Furman*	61-55	W
Feb. 11	at VMI*	58-67	L
Feb. 13	at Marshall*	77-84	L
Feb. 16	at Davidson*	61-59	W
Feb. 18	Western Carolina*	76-74	W
Feb. 20	ETSU*	69-60	W
Feb. 25	Campbell	78-58	W
Feb. 27	at Chattanooga*	56-65	L
Mar. 2	The Citadel +	82-77	W
Mar. 3	Marshall +	67-97	L

%Aces Invitational, Evansville, Ind.  
 @UNCC Holiday Classic, Charlotte, N.C.  
 + SoCon Tournament, Asheville, N.C.

### 1984-85 (14-14, 7-9 SoCon)

Nov. 27	Central Wesleyan	107-58	W
Nov. 30	at UNC Charlotte %	77-68	W
Dec. 1	Western Carolina %	77-66	W
Dec. 5	at #4 Duke	64-98	L
Dec. 8	at Wake Forest	62-64	L
Dec. 12	Barber-Scotia	103-53	W
Dec. 15	Limestone	100-74	W
Jan. 2	at Clemson	77-84	L
Jan. 5	at ETSU*	66-57	W
Jan. 12	Davidson*	68-70	L
Jan. 14	Marshall*	67-76	L
Jan. 17	VMI*	47-52	L
Jan. 19	at The Citadel*	77-84	L
Jan. 21	at Furman*	61-54	W
Jan. 23	Erskine	96-67	W
Jan. 26	at Western Carolina*	73-79	L
Jan. 31	N.C. A&T	72-67	W
Feb. 2	Western Carolina*	60-63	L
Feb. 4	at Davidson*	73-70	W
Feb. 7	at Marshall*	82-93	L
Feb. 9	at VMI*	56-64	L
Feb. 11	Chattanooga*	76-60	W
Feb. 16	ETSU*	74-70	W
Feb. 18	Furman*	75-66	W
Feb. 20	at N.C. A&T	59-85	L
Feb. 23	The Citadel*	57-56	W
Feb. 25	at Chattanooga*	59-64	L
Mar. 1	The Citadel +	62-68	L

%UNCC Classic, Charlotte, N.C.  
 + SoCon Tournament, Asheville, N.C.

### 1985-86 (17-12, 9-7 SoCon)

Nov. 25	Bluefield (Va.)	79-51	W
Nov. 27	at Texas-El Paso	52-58	L
Nov. 30	at Texas Tech	68-83	L
Dec. 3	Winthrop	69-61	W
Dec. 7	UNC Charlotte	84-73	W
Dec. 10	Erskine	68-49	W
Dec. 14	Limestone	86-79	W
Dec. 20	at UNC Charlotte	60-59	W
Dec. 28	at #3 Duke	46-88	L
Jan. 4	at Furman*	64-75	L
Jan. 9	VMI*	56-63	L
Jan. 11	at Marshall*	67-69	L
Jan. 18	Davidson*	69-65	W
Jan. 20	at Western Carolina*	66-64	W
Jan. 23	ETSU*	70-87	L
Jan. 27	at Radford	56-66	L
Jan. 29	at Chattanooga*	63-78	L
Feb. 1	The Citadel*	65-55	W
Feb. 3	Furman*	57-56	W
Feb. 6	at ETSU*	56-54	W
Feb. 8	Western Carolina*	67-53	W
Feb. 10	Chattanooga*	67-60	W
Feb. 12	Radford	63-59	W
Feb. 15	at Davidson*	50-72	L
Feb. 17	at The Citadel*	67-66	W
Feb. 22	at VMI*	69-67	W
Feb. 24	Marshall*	59-60	L
Feb. 28	Western Carolina +	63-62	W
Mar. 1	Chattanooga +	57-68	L

+ SoCon Tournament, Asheville, N.C.

### TOM APKE ERA

#### 1986-87 (7-21, 3-13 SoCon)

Nov. 29	at Tennessee	47-93	L
Dec. 1	USC Spartanburg	79-69	W
Dec. 5	Texas-Pan Am %	59-71	L
Dec. 6	Hardin-Simmons %	67-74	L
Dec. 9	Mars Hill	82-65	W
Dec. 20	at Alabama	62-95	L
Dec. 29	at Duke	50-80	L
Jan. 3	at Furman*	56-73	L
Jan. 7	at Wake Forest	37-62	L
Jan. 10	at Marshall*	72-85	L
Jan. 12	at VMI*	64-68	L
Jan. 15	Chattanooga*	69-72	L
Jan. 17	at Davidson*	59-82	L
Jan. 19	Western Carolina*	55-63	L
Jan. 22	at ETSU*	70-76	L
Jan. 24	UNC Asheville	54-68	L
Jan. 28	Liberty	74-60	W
Jan. 31	at The Citadel*	72-69	W
Feb. 2	Furman*	75-81	L
Feb. 7	at Western Carolina*	62-55	W



Feb. 9	at Chattanooga*	70-84	L
Feb. 12	ETSU*	67-57	W
Feb. 14	Davidson*	58-74	L
Feb. 16	The Citadel*	66-70	L
Feb. 18	at UNC Asheville	79-67	W
Feb. 21	VMI*	84-86	L
Feb. 23	Marshall*	69-75	L
Feb. 27	Marshall +	61-76	L

*% Metro Mobile Classic, El Paso, Texas*  
+ SoCon Tournament, Asheville, N.C.

**1987-88 (16-13, 8-8 SoCon)**

Nov. 28	at #15 Duke	74-110	L
Nov. 30	Methodist	108-85	W
Dec. 3	Bluefield (Va.)	83-63	W
Dec. 5	UNC Wilmington	61-58	W
Dec. 7	at #18 Kansas	62-73	L
Dec. 21	New Orleans %	64-79	L
Dec. 22	Loyola (Md.) %	85-69	W
Dec. 26	BYU-Hawaii @	65-62	W
Dec. 27	at Hawaii-Hilo @	100-71	W
Jan. 4	at UNC Wilmington	71-84	L
Jan. 9	at Furman*	71-81	L
Jan. 11	at Chattanooga*	43-76	L
Jan. 14	UNC Asheville	65-55	W
Jan. 16	Marshall*	80-88	L
Jan. 18	VMI*	98-82	W
Jan. 23	Davidson*	77-69	W
Jan. 25	at Western Carolina*	66-65	W
Jan. 28	ETSU*	108-90	W
Feb. 1	at UNC Asheville	86-80	W
Feb. 6	The Citadel*	89-72	W
Feb. 8	Furman*	66-67	L
Feb. 11	at ETSU*	68-67	W
Feb. 13	at Western Carolina*	100-85	W
Feb. 15	Chattanooga*	67-65	W
Feb. 20	at VMI*	65-66	L
Feb. 22	at Marshall*	72-101	L
Feb. 27	at Davidson*	72-74	L
Feb. 29	at The Citadel*	71-73	L
Mar. 4	ETSU +	73-82	L

*%Pre-Holiday Classic, Honolulu, Hawaii*  
*@Vulcan Christmas Classic, Hilo, Hawaii*  
+ SoCon Tournament, Asheville, N.C.

**1988-89 (20-8, 8-6 SoCon)**

Nov. 28	at UNC Charlotte ^	63-77	L
Nov. 30	Liberty	95-77	W
Dec. 3	USC Spartanburg	91-67	W
Dec. 7	UNCG	91-59	W
Dec. 10	UNC Asheville	72-57	W
Dec. 12	at Georgia State	86-84	W
Dec. 28	Washington State %	58-56	W
Dec. 29	at Toledo %	75-63	W
Jan. 7	Chattanooga*	70-66	W
Jan. 9	Western Carolina*	60-57	W
Jan. 11	at UNC Asheville	77-62	W
Jan. 14	at The Citadel*	62-65	L
Jan. 16	at Furman*	61-69	L
Jan. 18	Davidson	75-65	W
Jan. 21	at ETSU*	91-70	W
Jan. 24	at Liberty	73-62	W
Jan. 28	Marshall*	76-83	L
Jan. 30	VMI*	76-69	W
Feb. 2	at Davidson	65-54	W
Feb. 4	at Western Carolina*	94-91	W
Feb. 6	at Chattanooga*	62-52	W
Feb. 11	Furman*	71-75	L
Feb. 13	The Citadel*	86-72	W
Feb. 18	ETSU*	87-89	L
Feb. 22	Randolph-Macon	81-64	W
Feb. 25	at VMI*	67-60	W
Feb. 27	at Marshall*	96-97	L
Mar. 3	Marshall +	69-83	L

*^first college game in Charlotte Coliseum*  
*% Toledo MVP Holiday Classic, Toledo, Ohio*  
+ SoCon Tournament, Asheville, N.C.

**1989-90 (19-11, 8-6 SoCon)**

Nov. 25	at East Carolina	69-59	W
Nov. 27	at #25 N.C. State	67-97	L
Dec. 2	Georgia State	110-69	W
Dec. 4	UNC Charlotte	88-81	W
Dec. 6	Lander	80-70	W
Dec. 9	UNC Asheville	87-73	W
Dec. 21	Central Michigan %	69-77	L
Dec. 22	Nicholls State %	83-66	W
Dec. 28	at S.W. Louisiana	96-104	L
Jan. 3	at UNC Wilmington	69-61	W
Jan. 6	at Chattanooga*	70-56	W
Jan. 8	at Western Carolina*	80-78	W
Jan. 13	The Citadel*	101-64	W
Jan. 15	Furman*	75-80	L
Jan. 17	at Southern Miss.	91-96	L
Jan. 20	ETSU*	94-96	W
Jan. 22	Davidson	88-60	W
Jan. 27	at Marshall*	75-82	L
Jan. 29	at VMI*	71-73	L
Feb. 3	Western Carolina*	90-72	W
Feb. 5	Chattanooga*	75-74	W
Feb. 10	at Furman*	81-91	L
Feb. 12	at The Citadel*	88-80	W
Feb. 14	Wofford	71-64	W
Feb. 17	at ETSU*	82-98	L
Feb. 24	VMI*	80-75	W
Feb. 26	Marshall*	82-69	W
Mar. 2	The Citadel +	86-71	W
Mar. 3	Furman +	79-62	W
Mar. 4	ETSU +	75-96	L

*% Greater Youngstown Holiday Classic, Youngstown, Ohio*  
+ SoCon Tournament, Asheville, N.C.

**1990-91 (16-14, 7-7 SoCon)**

Nov. 24	at Arkansas State	69-91	L
Nov. 28	Belmont Abbey	87-64	W
Dec. 1	UNC Wilmington	81-72	W
Dec. 3	Montana State	101-81	W
Dec. 5	at UNC Charlotte	85-79	W
Dec. 8	East Carolina	88-79	W
Dec. 12	S.W. Louisiana	84-89	L
Dec. 20	North Texas %	83-89	L
Dec. 21	Wagner %	95-96	L
Dec. 28	at Montana State	84-82	W
Jan. 2	at UNC Asheville	76-72	W
Jan. 5	at #17 ETSU*	70-89	L
Jan. 8	at Davidson	60-72	L
Jan. 12	The Citadel*	84-74	W
Jan. 14	Furman*	87-91	L
Jan. 19	at Chattanooga*	82-86	L
Jan. 21	at Western Carolina*	95-93	W
Jan. 26	Marshall*	90-82	W
Jan. 28	VMI*	78-72	W
Feb. 2	#16 ETSU*	78-94	L
Feb. 4	Southern Miss.	74-98	L
Feb. 9	at Furman*	72-89	L
Feb. 11	at The Citadel*	84-69	W
Feb. 16	Western Carolina*	91-90	W
Feb. 18	Chattanooga*	67-68	L
Feb. 23	at VMI*	83-70	W
Feb. 25	at Marshall*	85-96	L
Mar. 1	VMI +	100-72	W
Mar. 2	Furman +	88-82	W
Mar. 3	ETSU +	82-101	L

*%Pre-Holiday Classic, Honolulu, Hawaii*  
+ SoCon Tournament, Asheville, N.C.

**1991-92 (15-14, 9-5 SoCon)**

Nov. 23	Mars Hill	87-64	W
Nov. 25	Georgia Southern	80-81	L
Nov. 30	at East Carolina	76-79	L
Dec. 2	UNC Charlotte	68-83	L
Dec. 5	Pikeville (Ky.)	112-78	W
Dec. 7	Arkansas State	85-74	W
Dec. 18	at UNC Wilmington	72-75	L
Dec. 21	at Arizona State	57-88	L
Dec. 27	Ohio %	76-92	L
Dec. 28	Boston Univ. %	90-84	W
Dec. 30	at Montana State	73-87	L
Jan. 6	at Georgia Southern	77-88	L
Jan. 11	at The Citadel*	72-80	L
Jan. 13	at Furman*	78-88	L
Jan. 18	Chattanooga*	86-81	W
Jan. 20	Western Carolina*	86-61	W
Jan. 25	at Marshall*	75-72	W
Jan. 27	at VMI*	80-67	W
Feb. 1	at ETSU*	75-81	L
Feb. 8	Furman*	67-65	W
Feb. 10	The Citadel*	78-65	W
Feb. 12	UNC Asheville	65-63	W
Feb. 15	at Western Carolina*	82-79	W
Feb. 17	at Chattanooga*	59-61	L
Feb. 22	VMI*	88-65	W
Feb. 24	Marshall*	68-61	W
Feb. 29	ETSU*	63-70	L
Mar. 6	Western Carolina +	86-69	W
Mar. 7	ETSU +	69-77	L

*%Cowboy Shootout, Casper, Wyo.*  
+ SoCon Tournament, Asheville, N.C.

**1992-93 (13-15, 8-10 SoCon)**

Dec. 1	Lander	95-65	W
Dec. 5	Montana State	90-75	W
Dec. 19	at #20 Nebraska	83-93	L
Dec. 29	Clemson %	73-91	L
Jan. 2	at UNC Charlotte	80-88	L
Jan. 4	East Carolina	76-74	W
Jan. 6	Marshall*	111-92	W
Jan. 9	at Georgia Southern*	76-103	L
Jan. 10	at The Citadel*	69-53	L
Jan. 13	VMI*	86-93	L
Jan. 16	Furman*	81-77	W
Jan. 17	Davidson*	78-69	W
Jan. 20	at Chattanooga*	69-89	L
Jan. 23	ETSU*	79-98	L
Jan. 27	at Western Carolina*	89-80	W
Jan. 30	at VMI*	64-55	W
Jan. 31	at Marshall*	79-82	L
Feb. 3	UNC Wilmington	80-72	W
Feb. 6	Western Carolina*	84-71	W
Feb. 7	Chattanooga*	85-87	L
Feb. 9	at Tennessee Tech	88-96	L
Feb. 13	The Citadel*	71-75	L
Feb. 14	Georgia Southern*	84-92	L
Feb. 17	at Furman*	81-98	L
Feb. 20	at Davidson*	79-76	W
Feb. 27	at ETSU*	78-81	L
March 4	Western Carolina +	84-73	W
March 5	ETSU +	84-97	L

*% Coca-Cola Classic, Charlotte, N.C.*  
+ SoCon Tournament, Asheville, N.C.

**1993-94 (16-11, 12-6 SoCon)**

Nov. 28	at UNC Wilmington	72-65	W
Dec. 1	Nebraska	91-82	W
Dec. 4	UNC Charlotte	58-67	L
Dec. 6	Tennessee Tech	85-72	W
Dec. 11	Wingate	71-63	W
Dec. 19	at Wake Forest	78-83	L
Dec. 22	at East Carolina	58-79	L
Jan. 4	at Marshall*	86-95	L
Jan. 8	Georgia Southern*	72-70	W
Jan. 10	The Citadel*	81-70	W
Jan. 12	at VMI*	74-70	W
Jan. 15	at Furman*	72-74	L
Jan. 17	at Davidson*	94-89	W
Jan. 20	Chattanooga*	84-76	W
Jan. 22	ETSU*	96-87	W
Jan. 24	at Clemson	56-66	L
Jan. 26	Western Carolina*	71-66	W
Jan. 29	VMI*	74-64	W
Jan. 31	Marshall*	102-77	W
Feb. 5	at Western Carolina*	69-74	L
Feb. 7	at Chattanooga*	75-84	L
Feb. 12	at The Citadel*	65-78	L
Feb. 14	at Georgia Southern*	65-62	W
Feb. 17	Furman*	92-76	W
Feb. 19	Davidson*	83-80	W
Feb. 27	at ETSU*	86-101	L
Mar. 4	Georgia Southern +	60-85	L

+ SoCon Tournament, Asheville, N.C.

**1994-95 (9-20, 4-10 SoCon)**

Nov. 25	at South Florida	71-86	L
Nov. 28	East Carolina	78-80	L
Nov. 30	Catawba	93-69	W
Dec. 2	Oklahoma St. %	58-85	L
Dec. 3	Oral Roberts %	68-73	L
Dec. 5	Elon	96-70	W
Dec. 7	UNCG	71-77	L
Dec. 10	Clemson @	66-81	L
Dec. 20	at UNC Charlotte	68-92	L
Dec. 31	at #23 Nebraska	71-108	L
Jan. 2	at Loyola (Ill.)	84-75	W
Jan. 7	at St. Bonaventure	32-76	L
Jan. 14	at Marshall*	80-93	L
Jan. 16	ETSU*	68-74	L
Jan. 21	The Citadel*	74-57	W
Jan. 23	at Davidson*	71-74	L
Jan. 28	VMI*	85-89	W
Jan. 30	at Western Carolina*	94-85	W
Feb. 4	at Furman*	60-76	L
Feb. 6	Georgia Southern*	60-53	W
Feb. 11	Davidson*	75-76	L
Feb. 13	Marshall*	69-70	L
Feb. 18	at ETSU*	74-83	L
Feb. 20	at Chattanooga*	54-68	L
Feb. 25	at VMI*	92-89	W
Feb. 27	Western Carolina*	78-97	L
March 2	Furman +	78-73	W
March 3	Marshall +	93-82	W
March 4	Western Carolina +	64-74	L

*%Bank IV Classic, Tulsa, Okla.*  
*@Greensboro Challenge Series, Greensboro, N.C.*  
+ SoCon Tournament, Asheville, N.C.

**1995-96 (8-20, 3-11 SoCon)**

Nov. 27	Catawba	90-87	W
Nov. 29	at Clemson	55-91	L
Dec. 2	#20 Georgia Tech	65-89	L
Dec. 4	UNC Charlotte	81-85	L
Dec. 6	at UNCG	64-80	L
Dec. 9	Mars Hill	112-77	W
Dec. 18	at #11 Wake Forest	50-91	L
Dec. 21	Loyola (Ill.)	78-70	W
Dec. 29	Indiana %	59-103	L
Dec. 30	Kent State %	62-63	L
Jan. 6	St. Bonaventure	61-58	W
Jan. 9	at East Carolina	39-63	L
Jan. 13	Marshall*	89-87	W
Jan. 20	at The Citadel*	75-84	L
Jan. 23	Davidson*	68-90	L
Jan. 27	at VMI*	64-84	L
Jan. 29	Western Carolina*	83-93	L
Feb. 1	at ETSU*	68-100	L
Feb. 5	at Georgia Southern*	72-74	L
Feb. 8	Furman*	93-78	W
Feb. 10	at Davidson*	66-84	L
Feb. 14	at Marshall*	64-95	L
Feb. 17	ETSU*	95-79	W
Feb. 19	Chattanooga*	66-80	L
Feb. 24	VMI*	75-85	L
Feb. 26	at Western Carolina*	72-91	L
Feb. 29	The Citadel +	75-73	W
Mar. 1	Western Carolina +	66-74	L

*% Hoosier Classic, Indianapolis, Ind.*  
+ SoCon Tournament, Greensboro, N.C.



### BUZZ PETERSON ERA I

#### 1996-97 (14-14, 8-6 SoCon)

Nov. 22	Wingate	87-63	W
Nov. 25	East Carolina	48-57	L
Nov. 30	Milligan	87-49	W
Dec. 2	at UNC Charlotte	63-75	L
Dec. 5	UNCG	82-56	W
Dec. 7	at Georgia	67-85	L
Dec. 19	at Marquette	37-74	L
Dec. 21	at Montana State	71-96	L
Dec. 27	Mississippi %	63-75	L
Dec. 28	Bucknell %	71-62	W
Jan. 4	at Niagara	74-82	L
Jan. 6	VMI*	77-72	W
Jan. 8	at UNCG	78-70	W
Jan. 11	at Western Carolina*	81-76	W
Jan. 14	at Furman*	55-59	L
Jan. 18	Georgia Southern*	75-76	L
Jan. 20	Davidson*	82-66	W
Jan. 25	at Marshall*	67-70	L
Jan. 27	ETSU*	77-69	W
Feb. 1	at Chattanooga*	57-70	L
Feb. 3	at VMI*	65-78	L
Feb. 8	Western Carolina*	68-66	W
Feb. 10	Marshall*	77-69	W
Feb. 15	at ETSU*	66-46	W
Feb. 17	The Citadel*	74-63	W
Feb. 22	at Davidson*	76-78	L
Feb. 28	Western Carolina +	87-68	W
Mar. 1	Marshall +	78-84	L

% Lobo Invitational, Albuquerque, N.M.  
+ SoCon Tournament, Greensboro, N.C.

#### 1997-98 (21-8, 13-2 SoCon)

Nov. 15	Limestone	81-55	W
Nov. 18	Anderson	110-48	W
Nov. 24	#25 UNC Charlotte	66-60	W
Nov. 28	at Tennessee	46-69	L
Dec. 2	at Virginia	54-62	L
Dec. 6	at Winthrop	77-63	W
Dec. 9	Montana State	69-71	L
Dec. 21	Tennessee State	73-53	W
Dec. 31	Martin Methodist	80-67	W
Jan. 3	at ETSU*	67-61	W
Jan. 7	Niagara	74-87	L
Jan. 10	at VMI*	76-71	W
Jan. 12	UNCG*	78-61	W
Jan. 14	Chattanooga*	69-60	W
Jan. 17	at #1 North Carolina	63-96	L
Jan. 19	Georgia Southern*	64-62	W
Jan. 21	Western Carolina*	79-64	W
Jan. 24	ETSU*	78-67	W
Jan. 31	Davidson*	71-77	L
Feb. 2	at Western Carolina*	81-77	W
Feb. 7	at Furman*	63-62	W
Feb. 11	Wofford*	84-71	W
Feb. 14	VMI*	94-74	W
Feb. 16	at The Citadel*	60-53	W
Feb. 19	at Davidson*	58-68	L
Feb. 21	at UNCG*	73-64	W
Feb. 27	Furman +	60-58	W
Feb. 28	Chattanooga +	85-75	W
Mar. 1	Davidson +	62-66	L

+ SoCon Tournament, Greensboro, N.C.

### 1998-99 (21-8, 13-3 SoCon)

Nov. 13	at #11 North Carolina	64-87	L
Nov. 17	King	80-40	W
Nov. 21	at Minnesota	67-81	L
Nov. 23	Greensboro	109-53	W
Nov. 30	at East Carolina	68-67	W
Dec. 2	USC Spartanburg	83-53	W
Dec. 5	at Georgia Tech	72-74	OTL
Dec. 8	Georgia	60-63	L
Dec. 20	Winthrop	74-53	W
Dec. 29	The Citadel*	81-65	W
Jan. 2	at Davidson*	73-82	L
Jan. 4	Coll. of Charleston*	57-77	L
Jan. 9	VMI*	100-64	W
Jan. 11	at Wofford*	86-82	OTW
Jan. 14	at Chattanooga*	62-61	OTW
Jan. 16	ETSU*	84-73	W
Jan. 18	Western Carolina*	77-59	W
Jan. 23	at ETSU*	60-83	L
Jan. 25	UNCG*	82-59	W
Jan. 30	at Georgia Southern*	67-56	W
Feb. 1	at UNCG*	72-56	W
Feb. 3	Wis.-Green Bay	55-53	W
Feb. 8	Furman*	78-58	W
Feb. 13	at VMI*	83-65	W
Feb. 15	at Western Carolina*	68-55	W
Feb. 20	Davidson*	71-64	W
Feb. 26	Georgia Southern+	74-65	W
Feb. 27	Chattanooga+	94-91	OTW
Feb. 28	#17 Coll. of Charleston+	67-77	L

+ SoCon Tournament, Greensboro, N.C.

### 1999-00 (23-9, 13-3 SoCon)

Nov. 19	at #22 Oklahoma State!	75-87	L
Nov. 20	Oral Roberts!	68-78	L
Nov. 27	Lees-McRae	117-74	W
Nov. 29	Pfeiffer	104-90	W
Dec. 3	Toledo#	68-65	W
Dec. 4	at Marquette#	51-57	L
Dec. 8	East Carolina	82-73	W
Dec. 18	at Pittsburgh	64-67	L
Dec. 20	at Robert Morris	76-64	W
Dec. 23	at UW-Green Bay	47-64	L
Dec. 30	Tennessee Wesleyan	112-48	W
Jan. 3	at The Citadel*	82-48	W
Jan. 8	Georgia Southern*	88-74	W
Jan. 10	ETSU*	85-64	W
Jan. 15	at ETSU*	89-76	W
Jan. 17	VMI*	97-72	W
Jan. 19	at Clemson	72-60	W
Jan. 22	at Furman*	73-63	W
Jan. 24	at Western Carolina*	102-82	W
Jan. 29	Chattanooga*	93-90	OTW
Jan. 31	at Davidson*	77-72	W
Feb. 5	at Coll. of Charleston*	64-69	L
Feb. 9	UNCG*	81-66	W
Feb. 12	Wofford*	84-61	W
Feb. 14	at VMI*	69-78	L
Feb. 19	Davidson*	54-69	L
Feb. 22	at UNG Greensboro*	78-69	W
Feb. 26	Western Carolina*	101-83	W
Mar. 3	Chattanooga+	88-66	W
Mar. 4	Furman+	60-56	W
Mar. 5	Coll. of Charleston+	68-56	W
Mar. 17	Ohio State^	61-87	L

! America's Youth Classic, Stillwater, Okla.  
# Blue and Gold Classic, Milwaukee, Wis.  
+ SoCon Tournament, Greenville, S.C.  
^ NCAA South Regional, Nashville, Tenn.

### HOLMES CENTER ERA

#### HOUSTON FANCHER ERA

#### 2000-01 (11-20, 7-9 SoCon)

Nov. 17	#6 North Carolina	69-99	L
Nov. 20	Robert Morris	86-71	W
Nov. 24	Oregon State!	37-60	L
Nov. 25	San Francisco!	52-54	L
Nov. 26	at Hawaii-Hilo!	73-63	W
Nov. 30	at Liberty	52-68	L
Dec. 2	at Purdue	65-79	L
Dec. 6	Gardner-Webb	65-68	L
Dec. 14	UNC Asheville	64-84	L
Dec. 16	at East Carolina	62-79	L
Dec. 18	Mars Hill	85-52	W
Dec. 21	Richmond	60-86	L
Dec. 30	at Indiana State	62-76	L
Jan. 3	VMI*	81-72	W
Jan. 6	at Chattanooga*	62-69	L
Jan. 8	at UNCG*#	62-78	L
Jan. 13	Coll. of Charleston*	45-63	L
Jan. 15	at ETSU*	56-61	L
Jan. 20	Western Carolina*	87-75	W
Jan. 23	at Davidson*	78-68	W
Jan. 27	ETSU*	67-72	L
Jan. 29	The Citadel*	81-74	OTW
Feb. 3	at Georgia Southern*	68-64	W
Feb. 5	at Western Carolina*	63-59	W
Feb. 10	Davidson*	78-70	W
Feb. 12	Furman*	63-70	L
Feb. 17	at Wofford*	65-86	L
Feb. 19	UNCG*	60-63	L
Feb. 24	at VMI*	51-73	L
Mar. 1	Furman+	58-56	W
Mar. 2	Chattanooga+	48-74	L

! Big Island Invitational, Hilo, Hawaii  
# Greensboro Coliseum, Greensboro, N.C.  
+ SoCon Tournament, Greenville, S.C.

#### 2001-02 (10-18, 5-11 SoCon)

Nov. 16	at Richmond	61-62	L
Nov. 19	East Carolina	93-87	W
Nov. 24	Barton	107-61	W
Nov. 26	at Charlotte	69-71	L
Nov. 29	at Tennessee	66-97	L
Dec. 1	Liberty	95-77	W
Dec. 5	at Clemson	66-76	L
Dec. 13	North Greenville	91-44	W
Dec. 20	at TCU	76-110	L
Dec. 30	UNC Asheville	76-79	L
Jan. 2	at ETSU*	66-75	L
Jan. 5	at UNCG*	63-87	L
Jan. 7	Georgia Southern*	89-101	L
Jan. 12	Chattanooga*	81-67	W
Jan. 14	Western Carolina*	71-79	L
Jan. 19	at Furman*	78-91	L
Jan. 21	VMI*	91-93	L
Jan. 23	Gardner-Webb	101-93	OTW
Jan. 26	at The Citadel*	78-74	W
Jan. 28	at Western Carolina*	66-62	W
Feb. 2	Davidson*	72-82	L
Feb. 4	at VMI*	81-88	L
Feb. 9	at Coll. of Charleston*	55-79	L
Feb. 11	Wofford*	85-69	W
Feb. 16	at Davidson*	62-60	W
Feb. 18	UNCG*	68-83	L
Feb. 23	ETSU*	72-79	L
Feb. 28	vs. Charleston+	65-81	L

+ SoCon Tournament, Charleston, S.C.

### 2002-03 (19-10, 11-5 SoCon)

Nov. 22	Mars Hill	104-72	W
Nov. 25	Charlotte	103-100	3OTW
Nov. 30	at South Carolina	56-71	L
Dec. 7	at #13 Marquette	78-101	L
Dec. 10	Greensboro	80-47	W
Dec. 17	SMU	87-65	W
Dec. 22	at Georgia	62-99	L
Dec. 30	at James Madison	83-68	W
Jan. 2	Bluefield	85-65	W
Jan. 6	ETSU*	108-94	W
Jan. 11	UNCG*	91-60	W
Jan. 13	at Georgia Southern*	87-81	W
Jan. 15	Gardner Webb	99-98	OTW
Jan. 18	at Chattanooga*	107-99	W
Jan. 21	at Western Carolina*	69-70	L
Jan. 24	at VMI*	85-68	W
Jan. 27	Furman*	83-68	W
Jan. 28	at Gardner-Webb	82-88	L
Feb. 1	The Citadel*	75-65	W
Feb. 3	Western Carolina*	99-69	W
Feb. 8	at Davidson*	86-99	L
Feb. 10	VMI*	83-64	W
Feb. 15	Coll. of Charleston*	96-108	L
Feb. 18	at Wofford*	76-72	W
Feb. 22	Davidson*	86-99	L
Feb. 24	at UNCG*	71-68	W
Mar. 1	at ETSU*	78-88	L
Mar. 5	vs. Citadel+	73-63	W
Mar. 6	vs. Chattanooga+	67-98	L

+ SoCon Tournament, Charleston, S.C.

### 2003-04 (9-21, 4-12 SoCon)

Nov. 11	vs Monmouth!	65-69	L
Nov. 22	vs Boston College!	67-92	L
Nov. 24	vs LaSalle!	59-48	W
Nov. 28	at George Washington#	62-76	L
Nov. 29	vs St Francis, NY.#	63-68	L
Dec. 1	at The Citadel*	72-62	W
Dec. 3	George Washington	80-77	W
Dec. 8	Piedmont	92-36	W
Dec. 13	at Charlotte	64-85	L
Dec. 18	at SMU	85-82	W
Dec. 20	at Tennessee Tech	78-86	L
Dec. 22	at #25 Vanderbilt	48-63	L
Dec. 30	James Madison	58-55	W
Jan. 2	at South Carolina	58-78	L
Jan. 5	Elon*	87-58	W
Jan. 10	Wofford*	92-99	LOT
Jan. 12	at Chattanooga*	94-77	W
Jan. 17	UNCG*	61-74	L
Jan. 24	ETSU*	80-93	L
Jan. 28	at Elon*	69-76	L
Jan. 31	at Furman*	74-85	L
Feb. 2	Georgia Southern*	77-81	L
Feb. 7	at ETSU*	63-66	L
Feb. 9	at Coll of Charleston*	63-65	L
Feb. 13	W. Carolina*	62-64	L
Feb. 17	at UNCG*	82-60	W
Feb. 21	Chattanooga*	49-74	L
Feb. 24	Davidson*	63-64	L
Feb. 28	at Western Carolina*	69-86	L
March 3	vs. Coll. of Charleston+	61-71	L

! Paradise Jam, Virgin Islands  
# Red Auerbach Tournament, Washington D.C.  
+ SoCon Tournament, Charleston, S.C.

**2004-05 (18-12, 9-7 SoCon)**

Nov. 20	Erskine	79-49	W
Nov. 24	at Virginia	60-77	L
Nov. 27	Tennessee Tech	98-87	W
Nov. 29	James Madison	78-69	W
Dec. 1	at South Carolina	57-91	L
Dec. 6	USC Upstate	84-74	W
Dec. 11	at Wofford*	66-75	L
Dec. 18	Milligan	98-67	W
Dec. 22	at Vanderbilt	51-68	L
Dec. 30	at Miami (Fla.)	63-80	L
Jan. 5	ETSU*	81-79	W
Jan. 8	UNCG*	79-84	L
Jan. 11	at Davidson*	63-66	L
Jan. 15	at Georgia Southern*	88-92	L
Jan. 18	Elon*	73-62	W
Jan. 22	Coll. of Charleston*	76-68	W
Jan. 24	at Chattanooga*	52-60	L
Jan. 31	at Longwood	89-59	W
Feb. 3	The Citadel*	84-66	W
Feb. 7	at Western Carolina*	74-71	W
Feb. 9	at ETSU*	95-73	W
Feb. 12	Chattanooga*	83-61	W
Feb. 14	Furman*	60-47	W
Feb. 16	Longwood	79-65	W
Feb. 19	at UNCG*	73-92	L
Feb. 22	Western Carolina*	72-54	W
Feb. 26	at Elon*	55-58	L
Mar. 2	vs. The Citadel+	68-59	W
Mar. 3	vs. Coll. of Charleston+	63-60	W
Mar. 4	at Chattanooga +	51-57	L

+ SoCon Tournament, Chattanooga, Tenn.

**2005-06 (14-16, 6-8 SoCon)**

Nov. 18	Arkansas-Little Rock	75-65	W
Nov. 21	VCU	51-47	W
Nov. 25	at #24 Wake Forest	78-91	L
Nov. 28	at James Madison	79-81	2OTL
Dec. 1	Methodist	87-69	W
Dec. 3	Davidson*	69-102	L
Dec. 6	at Tennessee	81-89	L
Dec. 10	at #25 NC State	68-92	L
Dec. 17	at Marshall	73-65	W
Dec. 20	at Ark-Little Rock	63-78	L
Dec. 30	vs Niagara!	70-79	L
Dec. 31	at Duquesne!	71-68	W
Jan. 4	Marshall	60-64	L
Jan. 7	at Elon*	59-65	L
Jan. 9	Western Carolina*	68-53	W
Jan. 14	Montreat	105-57	W
Jan. 16	Chattanooga*	57-73	L
Jan. 21	at UNCG*	60-62	L
Jan. 23	Georgia Southern*	90-84	W
Jan. 28	at The Citadel*	66-65	W
Jan. 30	at Cof Charleston*	53-64	L
Feb. 2	Wofford*	59-60	L
Feb. 7	at Furman*	64-76	L
Feb. 11	Elon*	71-60	W
Feb. 13	at Western Carolina*	83-66	W
Feb. 20	at Chattanooga*	50-64	L
Feb. 23	UNCG*	75-70	W
Mar. 2	vs Wofford!	66-65	W
Mar. 3	vs Ga. Southern+	74-61	W
Mar. 4	vs Chattanooga+	75-78	L

! Duquesne Holiday Tournament, Pittsburgh, Pa.  
+ SoCon Tournament, Charleston, S.C.

**2006-07 (25-8, 15-3 SoCon)**

Nov. 13	North Greenville	109-71	W
Nov. 17	at Clemson	49-79	L
Nov. 20	Montreat	78-63	W
Nov. 25	at Wake Forest	78-88	L
Nov. 27	Campbell	84-71	W
Dec. 2	at Coll. of Charleston*	68-57	W
Dec. 4	at The Citadel*	56-52	W
Dec. 10	at Virginia Tech	37-69	L
Dec. 14	Brevard	93-53	W
Dec. 16	Georgia Southern*	87-84	W
Dec. 19	vs. Virginia!	80-69	W
Dec. 20	vs. UCF!	75-64	W
Dec. 21	vs. Vanderbilt!	87-79	OTW
Dec. 30	at VCU	73-70	W
Jan. 6	at Chattanooga*	77-63	W
Jan. 13	Elon*	63-64	L
Jan. 15	Western Carolina*	100-91	W
Jan. 18	at UNCG*	76-80	L
Jan. 20	at Davidson*	81-74	W
Jan. 24	Furman*	77-63	W
Jan. 27	The Citadel*	95-54	W
Jan. 29	Coll. of Charleston*	67-56	W
Feb. 3	at Furman*	72-76	OTL
Feb. 5	at Georgia Southern*	77-55	W
Feb. 10	Wofford*	72-52	W
Feb. 14	Chattanooga*	85-69	W
Feb. 17	at Wichita State #	60-58	W
Feb. 19	at Western Carolina*	76-65	W
Feb. 22	UNCG*	80-66	W
Feb. 24	at Elon*	72-63	W
March 1	vs. Western Carolina+	78-59	W
March 2	vs. Coll. of Charleston+	87-89	OTL
March 14	at Ole Miss^	59-73	L

! San Juan Shootout (San Juan, Puerto Rico)  
# ESPN BracketBusters  
+ SoCon Tournament (Charleston, S.C.)  
^ NIT First Round

**2007-08 (18-13, 13-7 SoCon)**

Nov. 12	at Charlotte	78-84	L
Nov. 15	vs. Lipscomb!	81-58	W
Nov. 16	vs. San Jose State!	62-64	L
Nov. 17	at MTSU!	84-79	W
Nov. 21	at Campbell	71-64	W
Nov. 26	Davidson*	60-71	L
Nov. 29	Wichita State	53-62	L
Dec. 1	at Georgia Southern*	72-85	L
Dec. 17	UVa-Wise	82-77	W
Dec. 22	at Arkansas^	74-67	W
Dec. 30	at ETSU	69-72	L
Jan. 3	at Coll. of Charleston*	70-66	W
Jan. 5	at The Citadel*	63-50	W
Jan. 10	at Wofford*	52-49	W
Jan. 12	UNCG*	91-68	W
Jan. 17	Chattanooga*	92-83	W
Jan. 19	Georgia Southern*	88-81	W
Jan. 24	at Furman*	84-66	W
Jan. 26	at Chattanooga*	77-89	L
Jan. 28	Elon*	56-52	W
Feb. 2	at Western Carolina*	69-64	W
Feb. 7	Coll. of Charleston*	63-68	L
Feb. 9	The Citadel*	75-71	OTW
Feb. 11	Wofford*	83-55	W
Feb. 14	at Elon*	70-76	L
Feb. 16	at UNCG*	55-79	L
Feb. 21	Furman*	90-77	W
Feb. 23	Niagara #	75-76	L
Feb. 27	at Davidson*	55-68	L
March 1	Western Carolina*	74-63	W
March 8	vs. UNCG+	46-63	L

! First Shot Exempt Tourney, Murfreesboro, Tenn.  
^ at Little Rock, Ark.  
# ESPN BracketBusters  
+ SoCon Tournament, Charleston, S.C.

**2008-09 (13-18, 9-11 SoCon)**

Nov. 14	at UNC Wilmington	101-108	OTL
Nov. 19	Charlotte	87-84	2OTW
Nov. 22	at Niagara	80-95	L
Nov. 29	Campbell	79-66	W
Dec. 3	at Furman*	65-60	W
Dec. 6	at Wofford*	82-77	W
Dec. 13	East Tenn. St.	70-89	L
Dec. 20	vs. Kentucky!	69-93	L
Dec. 30	Milligan	112-47	W
Jan. 2	at #8 Texas	43-78	L
Jan. 8	Elon*	76-52	W
Jan. 10	UNCG*	83-85	OTL
Jan. 12	Davidson*	52-70	L
Jan. 15	at Chattanooga*	74-78	OTL
Jan. 17	at Samford*	56-68	L
Jan. 21	at Coll. of Charleston*	80-88	L
Jan. 24	Western Carolina*	76-70	W
Jan. 29	Wofford*	68-74	L
Jan. 31	Furman*	77-75	W
Feb. 2	at Georgia Southern*	95-82	W
Feb. 5	The Citadel*	72-74	L
Feb. 7	at Wofford*	77-63	W
Feb. 12	at The Citadel*	73-78	OTL
Feb. 14	at Western Carolina*	84-89	L
Feb. 16	Coll. of Charleston*	87-91	L
Feb. 19	at UNCG*	70-69	W
Feb. 21	at Winthrop#	63-65	L
Feb. 26	Chattanooga*	88-82	W
Feb. 28	Samford*	63-72	L
Mar. 6	vs. Ga. Southern+	86-75	W
Mar. 7	vs. Davidson+	68-84	L

! at Louisville, Ky.  
# ESPN BracketBusters  
+ SoCon Tournament, Chattanooga, Tenn.

**BUZZ PETERSON ERA II**

**2009-10 (24-13, 13-5 SoCon)**

Nov. 13	UNC Wilmington	79-68	W
Nov. 14	at E. Tenn. St.	58-62	L
Nov. 17	Lees-McRae	77-44	W
Nov. 20	at Arkansas	72-81	OTL
Nov. 23	at #16 Louisville	53-80	L
Nov. 28	Morgan St.	93-92	OTW
Nov. 30	Winthrop	70-51	W
Dec. 3	Furman*	82-85	L
Dec. 7	at Wofford*	77-76	W
Dec. 17	Milligan	113-91	W
Dec. 19	at Robert Morris	65-52	W
Dec. 21	at Dayton	49-65	L
Dec. 30	at Campbell	63-92	L
Jan. 6	The Citadel*	58-62	L
Jan. 9	at Davidson*	78-68	W
Jan. 13	Elon*	89-65	W
Jan. 16	UNCG*	72-64	W
Jan. 20	at Ga. Southern*	65-68	L
Jan. 23	W. Carolina*	87-74	W
Jan. 28	at Samford*	68-55	W
Jan. 30	at Chattanooga*	80-85	L
Feb. 1	King College	76-87	L
Feb. 6	at Western Carolina*	89-77	W
Feb. 8	at UNCG*	75-69	W
Feb. 11	Davidson*	66-56	W
Feb. 13	Ga. Southern*	111-83	W
Feb. 17	at Charleston*	72-73	L
Feb. 20	Tennessee Tech#	81-68	W
Feb. 22	at Elon*	58-54	W
Feb. 25	Chattanooga*	80-74	W
Feb. 27	Samford*	82-68	W
Mar. 6	vs. The Citadel+	71-61	W
Mar. 7	vs. Charleston+	77-54	W
Mar. 8	vs. Wofford+	51-56	L
Mar. 17	Harvard!	93-71	W
Mar. 22	at Marshall!	80-72	W
Mar. 25	Pacific!	56-64	L

# ESPN BracketBusters  
+ SoCon Tournament, Charlotte, N.C.  
! CollegeInsider.com Tournament

**JASON CAPEL ERA**

**2010-11 (16-15, 10-8 SoCon)**

Nov. 12	at Tulsa	89-86	W
Nov. 16	Montreat	101-71	W
Nov. 19	at Mississippi State	74-76	L
Nov. 27	at Vanderbilt	73-86	L
Dec. 2	at Chattanooga*	69-81	L
Dec. 4	at Samford*	78-69	W
Dec. 12	at #9 Georgetown	60-89	L
Dec. 18	Robert Morris	71-66	W
Dec. 22	vs. Colorado State!	79-82	L
Dec. 23	vs. Texas State!	68-79	L
Dec. 24	vs. ETSU!	51-79	L
Dec. 30	Milligan	91-71	W
Jan. 5	at Davidson*	74-66	W
Jan. 8	Georgia Southern*	79-51	W
Jan. 13	UNCG*	74-75	L
Jan. 15	at Western Carolina*	78-79	L
Jan. 17	at Elon*	68-62	W
Jan. 20	at The Citadel*	63-81	L
Jan. 22	at Coll. of Charleston*	64-73	L
Jan. 27	Wofford*	65-74	L
Jan. 29	at Furman*	61-81	L
Feb. 2	at UNCG*	80-78	WOT
Feb. 5	at Elon*	68-62	W
Feb. 10	Samford*	65-59	W
Feb. 12	Chattanooga*	78-68	W
Feb. 17	Western Carolina*	75-80	W
Feb. 19	at High Point#	82-81	W
Feb. 24	Coll. of Charleston	85-70	W
Feb. 26	The Citadel	70-59	W
Mar. 4	vs. Ga. Southern+	65-57	L
Mar. 5	vs. Wofford+	56-69	L

! at Cancun Governor's Cup (Cancun, Mexico)  
# ESPN BracketBusters  
+ SoCon Tournament, Chattanooga, Tenn.

**2011-12 (13-18, 7-11 SoCon)**

Nov. 11	Lees-McRae	90-61	W
Nov. 15	at ETSU	68-81	L
Nov. 19	at Tennessee Tech	68-63	W
Nov. 22	vs. East Carolina^	47-67	L
Nov. 26	Milligan	81-58	W
Dec. 1	UNCG*	78-64	W
Dec. 3	at Georgia Southern*	62-73	L
Dec. 6	at Minnesota	56-70	L
Dec. 10	ETSU	48-65	L
Dec. 17	at #5 North Carolina	82-97	L
Dec. 22	Campbell	77-74	W
Dec. 30	at Miami	54-84	L
Jan. 5	at Samford*	68-63	W
Jan. 7	at Chattanooga*	63-65	L
Jan. 12	Furman*	56-50	W
Jan. 14	Davidson*	79-83	L
Jan. 19	at Wofford*	61-73	L
Jan. 21	Western Carolina*	84-72	W
Jan. 26	at UNCG*	73-77	OTL
Jan. 28	Elon*	81-66	W
Feb. 2	Samford*	52-53	L
Feb. 4	Charleston*	62-74	L
Feb. 6	at Elon*	59-82	L
Feb. 9	at Furman*	79-69	W
Feb. 11	Wofford*	64-66	L
Feb. 15	Chattanooga*	79-70	W
Feb. 18	Winthrop#	76-64	W
Feb. 22	at The Citadel*	51-62	L
Feb. 25	at Western Carolina*	75-83	L
Mar. 2	vs. Coll. of Charleston+	93-81	W
Mar. 3	vs. UNCG +	55-65	L

^ at Charlotte, N.C. (Time Warner Cable Arena)  
# Sears BracketBusters  
+ SoCon Tournament, Asheville, N.C.



### 2012-13 (15-16, 10-8 SoCon)

Nov. 9	Montreat	86-54	W
Nov. 13	High Point	64-86	L
Nov. 16	at Campbell	82-101	L
Nov. 20	at East Carolina	72-82	L
Nov. 23	at Virginia Tech	76-87	L
Nov. 28	Duquesne	72-73	L
Dec. 1	at #15 Missouri	56-72	L
Dec. 8	at Western Carolina*	64-70	L
Dec. 16	at UMKC	81-71	W
Dec. 19	at South Carolina	69-74	L
Dec. 22	Presbyterian	78-70	W
Dec. 30	Milligan	71-51	W
Jan. 8	at Wofford*	50-40	W
Jan. 12	Elon*	80-70	W
Jan. 14	UNCG*	83-70	W
Jan. 17	at Chattanooga*	88-91	OTL
Jan. 19	at Samford*	68-72	L
Jan. 24	Georgia Southern*	64-62	OTW
Jan. 26	Davidson*	56-79	L
Jan. 30	at Coll. of Charleston*	59-72	L
Feb. 2	Western Carolina*	74-65	W
Feb. 7	at Georgia Southern*	91-86	OTW
Feb. 9	at Davidson*	52-87	L
Feb. 11	Furman*	72-66	W
Feb. 14	at Elon*	58-61	L
Feb. 17	at UNCG*	76-68	W
Feb. 20	The Citadel*	77-80	OTL
Feb. 28	Samford*	70-67	2OTW
Mar. 2	Chattanooga*	86-60	W
Mar. 9	Furman +	74-60	W
Mar. 10	Davidson +	62-65	L

+ SoCon Tournament, Asheville, N.C.

### 2013-14 (9-21, 5-11 SoCon)

Nov. 8	at NC State#	77-98	L
Nov. 12	Campbell#	66-73	L
Nov. 16	at Cincinnati#	49-77	L
Nov. 19	Lees-McRae	91-63	W
Nov. 22	at N.C. Central#	70-76	OTL
Nov. 29	at Georgia	53-71	L
Dec. 4	North Greenville	78-70	W
Dec. 8	Charlotte	59-77	L
Dec. 15	at Winthrop	72-80	L
Dec. 18	at Presbyterian	69-74	L
Dec. 21	Milligan	100-68	W
Dec. 30	Bluefield College	97-70	W
Jan. 2	at Duquesne	55-79	L
Jan. 6	at Elon*	66-75	L
Jan. 9	UNCG*	61-66	L
Jan. 11	at Davidson*	66-78	L
Jan. 16	Chattanooga*	70-80	L
Jan. 18	Georgia Southern*	81-68	W
Jan. 23	at The Citadel*	80-67	W
Jan. 30	at UNCG*	60-66	L
Feb. 1	Elon*	76-83	L
Feb. 6	The Citadel*	54-45	W
Feb. 8	at Western Carolina*	75-84	OTL
Feb. 13	Samford*	74-68	W
Feb. 20	Western Carolina*	61-74	L
Feb. 22	at Furman*	53-68	L
Feb. 27	at Samford*	63-57	W
Mar. 1	at Chattanooga*	44-63	L
Mar. 7	Samford+	56-70	L

# Global Sports Shootout

+ SoCon Tournament, Asheville, N.C.

### JIM FOX ERA

#### 2014-15 (12-17, 9-11 Sun Belt)

Nov. 15	at Ohio	47-73	L
Nov. 19	at Furman	65-84	L
Nov. 22	at Virginia Tech	65-63	W
Nov. 24	Hampton	82-74	W
Dec. 4	at Jacksonville	67-56	W
Dec. 7	Hofstra	51-68	L
Dec. 15	at Georgia Tech	57-70	L
Dec. 18	at Charlotte	65-75	L
Dec. 21	at Alabama	59-60	L
Jan. 3	at Arkansas State*	74-73	W
Jan. 5	UL Lafayette*	64-80	L
Jan. 8	at South Alabama*	95-104	L
Jan. 10	at UALR*	46-64	L
Jan. 15	Arkansas State*	50-59	L
Jan. 17	Georgia State*	74-69	W
Jan. 19	at Troy*	69-64	W
Jan. 22	South Alabama*	64-53	W
Jan. 24	at Texas State*	64-58	W
Jan. 29	at Georgia Southern*	46-83	L
Feb. 5	at UL Lafayette*	66-81	L
Feb. 7	Troy*	65-62	W
Feb. 12	UALR*	74-79	L
Feb. 14	at UL Monroe*	58-69	L
Feb. 19	at UT Arlington*	68-81	L
Feb. 21	at Georgia State*	43-87	L
Feb. 26	Georgia Southern*	58-77	L
Feb. 28	UL Monroe*	66-43	W
Mar. 5	Texas State*	67-64	W
Mar. 7	UT Arlington*	72-60	W

\* Sun Belt game

#### 2015-16 (9-22, 7-13 Sun Belt)

Nov. 14	Jacksonville	76-68	W
Nov. 17	Furman	70-79	L
Nov. 20	at Hampton	61-82	L
Nov. 22	at Tulane	48-76	L
Nov. 26	vs. Liberty^	73-62	W
Nov. 27	vs. Mercer^	70-71	L
Nov. 29	vs. Stephen F. Austin^	84-94	L
Dec. 6	at Hofstra&	80-86	L
Dec. 15	at Texas	55-67	L
Dec. 19	Charlotte	66-82	L
Dec. 21	at #7 N. Carolina	70-94	L
Dec. 31	at UL Monroe*	56-72	L
Jan. 2	at UL Lafayette*	58-79	L
Jan. 7	UT Arlington*	67-71	L
Jan. 9	Texas State*	76-56	W
Jan. 14	at Little Rock*	55-81	L
Jan. 16	at Arkansas State*	86-72	W
Jan. 21	Georgia State*	76-67	W
Jan. 23	Georgia Southern*	PPD.	
Jan. 25	Georgia Southern*	100-101	L
Jan. 28	at Troy*	75-71	W
Jan. 30	at South Alabama*	60-73	L
Feb. 4	UL Lafayette*	76-87	L
Feb. 6	UL Monroe*	90-91	L
Feb. 11	at Texas State*	68-69	L
Feb. 13	at UT Arlington*	60-91	L
Feb. 18	South Alabama*	71-75	L
Feb. 20	Troy*	78-74	W
Feb. 25	at Georgia Southern*	63-88	L
Feb. 27	at Georgia State*	70-83	L
Mar. 3	Little Rock*	69-63	W
Mar. 5	Arkansas State*	80-73	W

\* Sun Belt game

^ Challenge in Music City, Nashville, Tenn.

### 2016-17 (9-21, 4-14 Sun Belt)

Nov. 12	at Davidson	74-86	L
Nov. 15	at Tennessee	94-103	L
Nov. 17	Warren Wilson	119-51	W
Nov. 23	at Hartford	70-61	W
Nov. 26	at #6 Duke	58-93	L
Nov. 28	at Charlotte	72-80	L
Dec. 3	Western Carolina	53-58	L
Dec. 11	Montreat	116-57	W
Dec. 15	at NC State	64-97	L
Dec. 17	James Madison	73-61	OTW
Dec. 21	Hampton	88-67	W
Dec. 31	at Texas State*	58-67	L
Jan. 2	at UT Arlington*	69-84	L
Jan. 7	Little Rock*	68-76	L
Jan. 9	Arkansas State*	70-57	W
Jan. 14	at Coastal Carolina*	73-85	L
Jan. 21	at Georgia Southern*	88-92	L
Jan. 23	at Georgia State*	72-83	L
Jan. 28	UT Arlington*	67-83	L
Jan. 30	Texas State*	55-68	L
Feb. 4	at Arkansas State*	78-79	L
Feb. 6	at Little Rock*	62-69	L
Feb. 11	Georgia State*	77-72	W
Feb. 13	Georgia Southern*	83-78	W
Feb. 18	at South Alabama*	74-87	L
Feb. 20	at Troy*	66-76	L
Feb. 25	UL Monroe*	64-75	L
Feb. 27	UL Lafayette*	62-77	L
Mar. 4	Coastal Carolina*	77-73	W
Mar. 8	vs. Troy+	64-84	L

\* Sun Belt Game  
+ Sun Belt Tournament. New Orleans, La.

### 2017-18 (15-18, 9-9 Sun Belt)

Nov. 11	Toccoa Falls	135-34	W
Nov. 12	Bridgewater#	95-57	W
Nov. 16	vs. Iowa State#	98-104	L
Nov. 17	vs. Western Michigan#	67-86	L
Nov. 19	vs. UTEP#	76-72	W
Nov. 22	at James Madison	99-105	2OTL
Nov. 25	Davidson	78-62	W
Nov. 28	at VCU	72-85	L
Dec. 2	South Florida	84-61	W
Dec. 4	at Western Carolina	71-72	L
Dec. 9	at Akron	89-94	L
Dec. 16	at Ohio State	67-80	L
Dec. 20	at Hampton	53-86	L
Dec. 29	Texas State*	66-62	W
Dec. 31	UT Arlington*	80-76	W
Jan. 4	at Louisiana*	45-78	L
Jan. 6	at UL Monroe*	79-73	W
Jan. 11	Georgia State*	58-71	L
Jan. 13	Georgia Southern*	59-60	L
Jan. 20	at South Alabama*	77-83	L
Jan. 22	at Troy*	79-81	L
Jan. 25	Little Rock*	72-67	OTW
Jan. 27	Arkansas State*	88-93	L
Feb. 1	at UT Arlington*	77-89	L
Feb. 3	at Texas State*	59-56	W
Feb. 10	at Coastal Carolina*	81-66	W
Feb. 15	South Alabama*	66-77	L
Feb. 17	Troy*	65-54	W
Feb. 22	at Arkansas State*	79-82	OTL
Feb. 25	at Little Rock*	69-67	W
Mar. 3	Coastal Carolina*	76-67	W
Mar. 7	vs. Little Rock+	93-64	W
Mar. 9	vs. UT Arlington+	68-84	L

\* Sun Belt Game  
# Puerto Rick Tip-Off at Myrtle Beach  
+ Sun Belt Tournament. New Orleans, La.

### 2018-19 (11-21, 6-12 Sun Belt)

Nov. 6	Mars Hill	125-62	W
Nov. 11	at Alabama#	73-81	L
Nov. 15	vs. #23 Purdue#	70-92	L
Nov. 16	vs. Wichita State#	76-82	L
Nov. 18	vs. Ball State#	86-94	LOT
Nov. 26	Winston-Salem State	91-64	W
Nov. 30	at East Carolina	81-83	L
Dec. 4	Howard	100-86	W
Dec. 8	N.C. Central	82-73	W
Dec. 15	at South Florida	69-76	L
Dec. 18	at Georgetown	73-83	L
Dec. 20	Milligan	99-60	W
Dec. 30	at Saint Louis	55-83	L
Jan. 3	at South Alabama*	73-79	L
Jan. 5	at Troy*	85-89	L
Jan. 10	UT Arlington*	72-82	L
Jan. 12	Texas State*	69-70	L
Jan. 19	at Coastal Carolina*	72-89	L
Jan. 24	at Arkansas State*	81-82	LOT
Jan. 26	at Little Rock*	77-73	W
Jan. 31	Louisiana*	104-77	W
Feb. 2	ULM*	85-84	W
Feb. 7	at Texas State*	71-74	L
Feb. 9	at UT Arlington*	68-78	L
Feb. 16	Coastal Carolina*	88-79	W
Feb. 21	Georgia State*	75-80	L
Feb. 23	Georgia Southern*	69-92	L
Feb. 28	at ULM*	75-81	L
Mar. 3	at Louisiana*	90-80	W
Mar. 7	Troy*	72-64	W
Mar. 9	South Alabama*	71-78	L
Mar. 12	at ULM+	80-89	L

\* Sun Belt Game  
# Charleston Classic  
+ Sun Belt Tournament

### DUSTIN KERNS ERA

#### 2019-20 (18-15, 11-9 Sun Belt)

Nov. 5	at Michigan	71-79	L
Nov. 7	Ferrum	83-56	W
Nov. 12	EAST CAROLINA	68-62	W
Nov. 15	vs. Montana State#	56-59	L
Nov. 16	vs. Tennessee Tech#	69-47	W
Nov. 18	at UNC Greensboro#	41-55	L
Nov. 21	Charlotte	64-55	W
Nov. 26	at ETSU	69-78	L
Dec. 3	St. Andrews	90-58	W
Dec. 14	at Howard	81-59	W
Dec. 19	at South Alabama*	81-71	W
Dec. 21	at Troy*	70-65	W
Dec. 29	at N.C. State	60-72	L
Jan. 2	Georgia State*	60-69	L
Jan. 4	Georgia Southern*	74-72	W
Jan. 6	Louisiana*	73-81	L
Jan. 9	at UT Arlington*	56-66	L
Jan. 11	at Texas State*	57-82	L
Jan. 16	Arkansas State*	83-80	OTW
Jan. 18	Little Rock*	57-73	L
Jan. 25	at Coastal Carolina*	78-58	W
Jan. 30	at Arkansas State*	71-64	W
Feb. 6	UT Arlington*	57-50	W
Feb. 8	Texas State*	60-57	W
Feb. 13	at Georgia State*	65-76	L
Feb. 15	at Georgia Southern*	62-57	W
Feb. 20	South Alabama*	70-78	L
Feb. 22	Troy*	68-59	W
Feb. 29	Coastal Carolina*	77-84	L
Mar. 3	at ULM*	61-57	W
Mar. 9	Coastal Carolina+	70-65	W
Mar. 11	at Texas State+	68-85	L

\* Sun Belt Game  
# Spartan Invitational, Greensboro, N.C.  
+ Sun Belt Tournament



**A**

Ryann Abraham (Mayaguez, Puerto Rico).....2005-10  
 Dave Abernathy (Catawba, N.C.).....1954-57  
 Ian Adams (Roaring River, N.C.) .....1996-99  
 Blair Adderley (Scarborough, Ontario) .....1996-99  
 Shawn Alexander (Asheville, N.C.).....1999-2000  
 Jimmy Allen (Eden, N.C.) .....1978-79  
 Willie Allen (Wilmington, N.C.) .....1986-89  
**Michael Almonacy (Brentwood, N.Y.)...2020-Pres.**  
 Walter Anderson (Wilmington, N.C.) .....1977-80  
 Steve Anspaugh (Wawaka, Ind.) .....1972  
 J.R. Archer (Boone, N.C.) .....2007-11  
 Jim Archibald (St. Louis, Mo.) .....1959-61  
 Demon Armstrong (Gastonia, NC) .....2003  
 Rob Arnold (Indian Trail, N.C.) .....1993-96  
 David Autry (Stedman, N.C.) .....1967  
 E.J. Ayers .....1968  
 Wayne Ayers (Charlotte, N.C.) .....1964-65

**B**

Jake Babic (Oakville, Ontario).....2014-17  
**Jamie Baker (Concord, N.C.).....2019-Pres.**  
 Dave Bankert (Newark, N.J.).....1959  
 Martin Banner (Sugar Grove, N.C.).....1954-59  
 Charlie Barnes (Kings Mountain, N.C.) .....1972-74  
 Joseph Battle (Abbeville, S.C.).....2017-19  
 Jim Barnes .....1973  
 Tevin Baskin (Stamford, Conn.).....2012-14  
 Kinney Baughman (Wagner, S.C.) .....1975  
 Tom Beach (Boone, N.C.).....1947-48  
 Danny Beauchamp (Asheville, N.C.).....1965-68  
 Eduardo Bermudez (Bayamon, Puerto Rico) .....2005-09  
 Michael Bibby (Phoenix, Ariz.) .....2017-20  
 Bill Biggs (Hagerstown, Md.).....1958  
 Earl Biggs (Jacksonville, Fla.).....1971  
 Andy Black (McLean, Va.) .....1983  
 Bill Blackburn (Boone, N.C.) .....1953-54  
 Will Blackburn (Winston-Salem, N.C.).....1989  
 John Blanton .....1968  
 Jeremy Blocker (West Memphis, Ark.).....1994-97  
 Dan Bockhorn (Dayton, Ohio).....1982-83  
 Kit Boone (Gibsonville, N.C.).....1974-75  
 Jeremi Booth (Altavista, Va.) .....2006-11  
 James Bowles (Kannapolis, N.C.).....1951-52  
 Davis Bowne (Hickory, N.C.).....2006-08  
 Calvin Bowser (Decatur, Ga.) .....1976-77  
 Brian Boxler (Durham, N.C.) .....2001-02  
 Kellen Brand (High Point, N.C.).....2006-10  
 John Braswell (Greensboro, N.C.).....1994-97  
 Anthony Breeze (Greenville, S.C.).....2009-11  
 Buddy Brooks (Columbus, Ga.) .....1947  
 Bill Brown (Mooresville, N.C.).....1953-55  
 Jack Brown (Robbins, N.C.).....1954  
 Kevin Brown (Bronx, N.Y.).....1978  
 Noah Brown (Keene, Texas) .....2001-05  
**Xavion Brown (Sacramento, Calif.).....2020-Pres.**  
 Baxter Bryan (Boone, N.C.) .....1947  
 P.J. Bullock (Atlanta, Ga) .....2003-04  
 Graham Bunn (Wake Forest, N.C.).....2002-03  
 Chris Burgess (Lakeland, Fla.) .....2012-16  
 Tom Burt (Lincoln, Neb.) .....1992  
 Jonathan Butler (Winston-Salem, N.C.) .....1999-2002  
 Isaac Butts (Milledgeville, Ga.) .....2007-12  
 Bob Bush (Summerville, Ga.) .....1956-57

**C**

Bob Campbell (Crossnore, N.C.) .....1953-56  
 Mark Campbell (Rochester, Mich.).....1974-77  
 Jay Canty (Jamestown, N.C.).....2011-14  
 Wade Capehart (Bronx, N.Y.).....1981--85  
 James Carlton (Mt. Olive, N.C.).....1985-86  
 Tim Carr (Richmond, Va.).....1980  
 Billy Carroway (Morganton, N.C.).....1957-58  
 Nate Carson (St. Matthews, S.C.) .....2002-03  
 Nod Carter (Murfreesboro, Tenn.).....1993-94  
 Omar Carter (Charlotte, N.C.) .....2009-12  
 Glenn Causey (Greensboro, N.C.) .....1948-50  
 Walter Chambliss (Homestead, Fla.) .....1982-84  
 Gary Chenevey (Apple Creek, Ohio) .....1967-68

Ronnie Christian (Winston-Salem, N.C.) .....1986-89  
 Dustin Clarke (Newland, N.C.) .....2012-16  
 Spencer Click (Pendleton, Ind.).....1990-91  
 Jeremy Clayton (Greensboro, N.C.) .....2004-08  
 Glenn Clyburn (Van Wyck, S.C.).....1984-85  
 Mike Coffey (Linville, N.C.) .....1998-99  
 Ron Coker (Tampa, Fla.).....1969-70  
 Ron Coleman (Greensboro, N.C.) .....1971  
 Jeff Collins (Charlotte, N.C.).....1978  
 Preston Collins (Francisco, N.C.) .....1951-52  
 R.M. Collins (Francisco, N.C.) .....1947-49  
 Dave Cook (Silver Spring, Md.).....1974-75, 1977  
 William Cook (Lexington, Ky.).....1992-95  
 Corey Cooper (Wilson, N.C.) .....2000  
 Zach Cottrell (Hayesville, N.C.) .....2015-17  
 Nathan Cranford (Harrisburg, N.C.) .....2002-06  
 Ron Craven (High Point, N.C.).....1947-49  
 Mike Crissman (High Point, N.C.) .....1977, 1979-80  
 Clint Crosston (Elkins, W.Va.).....1995-98  
 Tim Crutchfield (Durham, N.C.) .....1981  
 Chayim Cunningham (Chicago, Ill.) .....1994

**D**

Tom D'Armi (Federalsburg, Md.).....1954  
 Tige Darner (Indianapolis, Ind.) .....1995-98  
 Bill Davis .....1964  
 Buddy Davis (West Point, Ga.) .....1999-2002  
 Corwin Davis (Raleigh, N.C.) .....2002-05  
 Rod Davis (Dudley, N.C.).....1983-86  
 Stan Davis (Pittsburgh, Pa.) .....1972-74  
 Myron Deal (Hickory, N.C.) .....1954  
 Clint Deas (Garner, N.C.) .....2003-05  
 Charles Dearmon (Winston-Salem, N.C.) .....2001-02  
 Bobby Dellinger (Gastonia, N.C.).....1961  
**Adrian Delph (Kings Mountain, N.C.) ...2018-Pres.**  
 Rick Deming (Silver Spring, Md.).....1971-72  
 Rick Dermott (Pittsburgh, Pa.) .....1972  
 Sam Desnica (West Allis, Wis.).....1974-75  
 John Dobbs (Gastonia, N.C.) .....1962-65  
 Greg Dolan (Black Mountain, N.C.).....1984-86  
 Kevin Donovan (Ridgewood, N.J.) .....1975  
 Jeff Dowd (Cameron, N.C.) .....1983-87  
 Quinche Dowdell (Oak Ridge, Tenn.).....2008-09  
 Larry Dudas (Munhall, Pa.) .....1972-74  
**RJ Duhart (Boynton Beach, Fla.) .....2020-Pres.**  
 Jack Duncan (Pine Hall, N.C.) .....1951-52  
 Wayne Duncan (Danville, Va.) .....1962-65

**E**

**Michael Eads (Orlando, Fla.) .....2020-Pres.**  
 Patrick Easterling (Bramwell, W.Va.) .....1987  
 Frank Eaves (Greensboro, N.C.).....2012-16  
 Bryan Ellis (Blowing Rock, N.C.) .....1984-87

**F**

Bruce Falkner (Chicago, Ill.) .....1988-91  
 Billy Ferguson (Roanoke, Va.) .....1981-82  
 Carl Fidler (Cornelius, N.C.) .....1947-48  
 Ron Fiorini (Sumter, S.C.).....1983-86  
 John Fitch (Charlotte, N.C.).....1979-82  
 Todd Ford (Newton, N.C.) .....1995  
 Trey Ford (Mooresville, N.C.) .....2015-19  
**Justin Forrest (Devatur, Ga.) .....2017-Pres.**  
 Gerry Francis (Arlington, Va.) .....1962-65  
 Seneca Fritts (Greensboro, N.C.) .....1997-99  
 Keith Fuquay (Cameron, N.C.) .....1983

**G**


Kevin Galloway (Charlotte, N.C.) .....1981-84  
 Preston Gant (Panama City, Fla.) .....1981-82  
 Pete Garner (Jackson Springs, N.C.) .....1971  
 Ed Garris (Sumter, S.C.) .....1950-51  
 John Geiger .....1955  
 Alvin Gentry (Shelby, N.C.) .....1974-77  
 Darryl Gibson (Landis, N.C.) .....1969-70  
 Sam Gibson (Newport, N.C.) .....1988-90  
 Stan Gibson (Dahlonega, Ga.) .....1970-71  
 Rantavious Gilbert (Monroe, Ga.) .....2012-15  
 Randy Giles (Savannah, Ga.) .....1979



Ian Adams




Corey Cooper



Patrick Easterling



**John Fitch**



**John Thomas**



**Kelvin McMillian**

Patrick Good.....2017  
**Sasha Glushkov (Vladivostok, Russia) .2020-Pres.**  
 Tony Gray (Baltimore, Md.).....1962, 1965-66  
**Bryant Greene (Boone, N.C.) .....2019-Pres.**  
**Donovan Gregory (Charlotte, N.C.) .....2019-Pres.**  
 Josh Grover (Arnold, Md.).....1996-99

**H**

Joe Hailey (Matthews, N.C.).....1962-65  
 Tee Haithcock (Robbins, N.C.) .....1953-56  
 Shawn Hall (Milwaukee, Wis).....2002-03  
 Tab Hamilton (Winston-Salem, N.C.) .....2011-14  
 Jeremy Harper (Lenoir, N.C.).....2005-2006  
 Joe Hauser (Winston-Salem, N.C.) .....1950, 1955-56  
 Pete Hausley (Marion, N.C.) .....2010-12  
 Clarence Hart (Lenoir, N.C.) .....1968  
 Anthony Harris (Gainesville, Ga.).....1980-81  
 Warren Hawkins (Leaksville, N.C.) .....1947  
 Nathan Healy (New Bern, N.C.) .....2009-13  
 Brian Hege (Winston-Salem, N.C.) .....1993-96  
 Mike Helms (Raleigh, N.C.) .....1981-83  
 P.L. Henderson (McDonough, Ga.).....2005-06  
 Tom Hendrix (Charlotte, N.C.) .....1950-51  
 Albert Hiatt (Mt. Airy, N.C.) .....1947-49  
 Kay Hiatt (Mt. Airy, N.C.) .....1957-60  
 Max Hiatt (Mt. Airy, N.C.) .....1955-58  
 A.J. Highsmith (Winston-Salem, N.C.) .....2005-10  
 Erwin Hill (Shipman, Va.) .....1972-73  
 Micah Hill (Calypso, N.C.) .....1999  
 Craig Hinton (Winston-Salem, N.C.).....2015-18  
 Harland Hodges (Hickory, N.C.) .....1970-71  
 Ralph Hodges (Boone, N.C.).....1951-53  
 Dylan Hodson (Roanoke, Va.).....2014-16  
 Jim Hoffman (Thurmond, Md.) .....1966-67  
 Bennett Holley (Roanoke, Va.) .....2015-19  
 Ryan Hollifield (Kings Mountain, N.C.) .....1995  
 Cedrick Holmes (Harriman, Tenn.) .....1999-2000  
 Jerry Holmes (Kingsport, Tenn.) .....1987-88  
 Al Holmesley (Stanley, N.C.) .....1952-53  
 Alvin Hooks (Rocky Mount, N.C.) .....1951-52  
 Charlie Hope (Ellenboro, N.C.) .....1947-50  
 Conrad Horton (Wingate, N.C.) .....1956-57  
 Nick Hough (Harrisburg, N.C.) .....2016-19  
 Rick Howe (Warrensburg, Ill.) .....1958-61  
 Mel Hubbard (Bronx, N.Y.) .....1976-79  
 Brett Huckle (Snellville, Ga.) .....2002  
 Nick Huger (Charlotte, N.C.) .....2000  
 Donterious Hughes (Gastonia, N.C.) .....2007-09  
 Bryant Hunt (Columbia, S.C.) .....1981-83  
 Joe Hunt (Matthews, N.C.) .....1950-52  
 Josh Hunter (Albany, Ga.) .....2008-10  
**CJ Huntley (Huntersville, N.C.) .....2020-Pres.**

**I**

Daniel Isaacs (Vilas, N.C.) .....1998

**J**

Danny Jackson (Greensville, S.C.) .....1979-80  
 Jarvis Jackson (Winston-Salem, N.C.) .....2005  
 Vincent James (Charlotte, N.C.) .....2004-05  
 Isaac Johnson (Charlotte, N.C.) .....2016-20  
 Tyrell Johnson (Atlanta, Ga.) .....2015-19  
 Herbert Jones (Petersburg, Va.) .....2001-05  
 Herbie Jones (Roanoke, Va.) .....1978-80  
 Matt Jones (Charlotte, N.C.) .....2001-04  
 Paul Jones (Louisiana, Va.) .....1996-97  
 Philip Jones (Freeport, Bahamas) .....1981-82

**K**

Ed Kane (Columbus, Ohio) .....1973-76  
 Paul Keller (Falls Church, Va.) .....1978-80  
 Kevin Kerley (Loveland, Ohio) .....2015-19  
 Denny Key (Winston-Salem, N.C.) .....1966-67, 1969  
 Sanford Killian (Brevard, N.C.) .....1985-88  
 Ryan Kilmartin (Charlotte, N.C.) .....2009-11  
 Sean Kilmartin (Greensboro, N.C.) .....1981-84  
 Don King (Winston-Salem, N.C.) .....1958-61  
 Ron King (Winston-Salem, N.C.) .....1967-69  
 Griffin Kinney (Delaware, Ohio) .....2014-18

Jim Kinney (Magnolia, Ill.) .....1958-61  
 Hal Kivette (Boone, N.C.) .....2001-02  
 Mike Kobani (Bodo City, Nigeria) .....2013-16

**L**

George Lancaster (Hendersonville, N.C.) .....1948-51  
 Jacob Lail (Granite Falls, N.C.) .....2009-11  
 Jake Lane (Pitman, N.J.) .....1970-73  
 Harold Lawing (Marion, N.C.) .....1955-56  
 David Lawrence (St. Matthews, S.C.) .....1983-84  
 Renaldo Lawrence (St. Matthews, S.C.) .....1978-79  
 Jacob Lawson (Reidsville, N.C.) .....2014-16  
 Rufus Leach (Maxton, N.C.) .....1996-2000  
 Tim Leahy (Bronx, N.Y.) .....1976-79  
**James Lewis Jr. (Mt. Holly, N.C.) .....2018-Pres.**  
**Kendall Lewis (Snellville, Ga.) .....2019-Pres.**  
 Kenny Linens (Burlington, N.C.) .....1975  
 Kareem Livingston (Marietta, Ga.) .....1995-98  
 Emarius Logan (Columbia, S.C.) .....2015-17  
 Reid Lowder (Lilesville, N.C.) .....1948-49  
 Jason Lutz (Charlotte, N.C.) .....1991  
 Harold Lynch (Hickory, N.C.) .....1956-58  
 Pat Lyons (St. Albans, W.Va.) .....1988-90  
 Jack Lytton (Surgoinsville, Tenn.) .....1961-64

**M**

Chet Marshall (Culver, Ind.) .....1974-75  
 Lennox Marshall (Charlotte, NC) .....2002-06  
 Pete Martin (Evansville, Ind.) .....1949-50  
 Jimmy Mast (Sherwood, N.C.) .....1950-52  
 Chad McClendon (Madisonville, Tenn.) .....1992-95  
 Everette McConnell .....1931-35  
 Teron McFadden (Stratford, Conn.) .....1998  
 Chris McFarland (Jonesboro, Ga) .....2002-05  
 Doug McLaughlin-Williams (Reston, Va.) .....2004-08  
 Matt McMahan (Oak Ridge, Tenn.) .....1997-2000  
 Jay McMillan (Raleigh, N.C.) .....2003-08  
 Kelvin McMillian (Hope Mills, N.C.) .....1980-82  
 Tom McNeil (Robbins, N.C.) .....1954  
 Charles Michael (Boone, N.C.) .....1957  
 Ben Miller (Winston-Salem, N.C.) .....1987-90  
 Danny Miller .....1938-42  
 Jimmy Miller (Braddock, Pa.) .....1947  
 Dave Milosovich (Cleveland, Ohio) .....1973, 1975  
 Rodney Milum (Houston, Texas) .....2011  
 Donte Minter (Salisbury, N.C.) .....2006-08  
 Jonathan Mitchell (Stone Mountain, Ga.) .....2003-04  
 Lynn Mize (Statesville, N.C.) .....1957-59  
 Charlie Moir (Francisco, N.C.) .....1950-51  
 Sam Moir (Francisco, N.C.) .....1947-49  
 John Mosser (Cary, N.C.) .....2014-15  
 Bill Mueller (St. Louis, Mo.) .....1958-61  
 Dave Mullis (Jefferson, N.C.) .....1968-70  
 Dean Murray (Monroe, N.C.) .....1986-87  
**Andrew Muse (Winston-Salem, N.C.) ...2019-Pres.**  
 Tom Muse (Carthage, N.C.) .....1958-59

**N**

Mike Neal (Greensboro, N.C.) .....2011-14  
 Bill Nealy (Fayetteville, N.C.) .....1982-84  
 Ricky Nedd (New York, N.Y.) .....1991-94  
 Steve Nenadovich (Harrisburg, Pa.) .....1975  
 Jim Newton (Cherryville, N.C.) .....1958-60  
 Josh Nirenberg (Ft. Lauderdale, Fla.) .....2008-11

**O**

Michael Obacha (Edo State, Nigeria) .....2012-16  
 Matt O'Boyle (Peoria, Ariz.) .....2015-17  
 Harold Oetting (St. Charles, Mo.) .....1960-62  
 Brian Okam (Enugu, Nigeria) .....2010-13  
 P.D. Oswalt (Statesville, N.C.) .....1951

**P**

Bobby Pace (Brooklyn, N.Y.) .....1976-77  
 Harry Pappas (Webster, Mass.) .....1959-60  
 Broderick Parker (N. Little Rock, Ark.) .....1989-91  
**Deshon Parker (Huber Heights, Ohio) ..2020-Pres.**  
 Tim Parker (Kingsport, Tenn.) .....1969-72  
 Michael Patten (Tampa, Fla.) .....2000

Tyson Patterson (Winston-Salem, N.C.) ..... 1997-2000  
 Rodney Peel (Little Rock, Ark.) ..... 1988-92  
 Erie Perry (Mount Airy, N.C.) ..... 1955-56  
 Darryl Person (Carthage, N.C.) ..... 1986-88  
 Bob Phillips (Matthews, N.C.) ..... 1953  
 Kemp Phillips (Mt. Airy, N.C.) ..... 1987-90  
 Kent Phillips (Mt. Airy, N.C.) ..... 1997-2000  
 Marshall Phillips (Atlanta, Ga.) ..... 1998-99  
 Courtney Polk (Charlotte, N.C.) ..... 2004-05  
 Tim Powers (Omaha, Neb.) ..... 1989-90-91-92  
 Allan Price (Charlotte, N.C.) ..... 1967-69  
 Matt Price (Enid, Okla.) ..... 1985  
 Wayne Proffitt (Lynchburg, Va.) ..... 1960  
 Mitch Purgason (High Point, N.C.) ..... 2013-14  
 John Pyecha (Monaca, Pa.) ..... 1951-52, 1954-55  
 Claude Pyatte ..... 1929-32

**Q**

Zaheem Qasim (Gastonia, N.C.) ..... 1995

**R**

Paul Reynolds (Jonesville, N.C.) ..... 1962-65  
 Geoff Richards (Charlotte, N.C.) ..... 1992-93  
 Jim Richardson (N. Wilkesboro, N.C.) ..... 1961-64  
 Aaron Riggleman (Roanoke, Va.) ..... 1980-81  
 Dale Roberts (Columbia, S.C.) ..... 1983-84  
 Darryl Robinson (Brooklyn, N.Y.) ..... 1976-79  
 Kelvin Robinson (Little Rock, Ark.) ..... 2017  
 Lynwood Robinson (Mt. Olive, N.C.) ..... 1985-86  
 Tremayne Rooks (Memphis, Tenn.) ..... 1993-94  
 Billy Ross (Ashland, Ala.) ..... 1990-93  
 Hank Rossi (Hollywood, Fla.) ..... 1956  
 Bennett Rutherford (Weddington, N.C.) ..... 2012-13  
 Gerald Rutherford (Morganton, N.C.) ..... 1985  
 John Rutt (Denver, Pa.) ..... 1970-73

**S**

Joe Sabato (Weehawken, N.J.) ..... 1990-93  
 Tony Salvo (Elmford, N.Y.) ..... 1976, 1979-80  
 Jalen Sanders (Charlotte, N.C.) ..... 2014-16  
 Aaron Scott (Columbia, S.C.) ..... 2013-14  
 Demetrius Scott (Orlando, Fla.) ..... 2003-06  
 Hunter Seacat ( Mooresville, N.C.) ..... 2016-20  
 Tony Searcy (Stokesdale, N.C.) ..... 1977-78  
 Bob Sebastian (Millers Creek, N.C.) ..... 1954  
 Ronshad Shabazz (Raleigh, N.C.) ..... 2015-19  
 Griffin Shaw (Charlotte, N.C.) ..... 2010-11  
 Josh Shehan (Clemmons, N.C.) ..... 2000-03  
 Billy Shepherd (Birmingham, Ala.) ..... 1993-94  
 Charles Sheppard (Greensboro, N.C.) ..... 1953  
 Larry Shrader (Wytheville, Va.) ..... 1960-63  
 Olin Shuler (Winston-Salem, N.C.) ..... 1965-66  
 Donald Sims (Gaffney, S.C.) ..... 2007-11  
 Don Sittou (Horse Shoe, N.C.) ..... 1965-67  
 John Small (Cumberland, Md.) ..... 1947  
 Tim Smart (Cairo, Ga.) ..... 1989-90  
 Belus Smawley (Ellenboro, N.C.) ..... 1939-41  
 Ahmad Smith (Yukon, Okla.) ..... 2003-04  
 Terry Smith (Marshville, N.C.) ..... 1969  
 Bob Snyder (Winston-Salem, N.C.) ..... 1961  
 Tommy Spagnolo (West Jefferson, N.C.) ..... 2012-15  
 Bill Sposato (Northport, N.Y.) ..... 1966-68  
 Gil Sprinkle (Salisbury, N.C.) ..... 1966-67  
 Steve Spurlock (Omaha, Neb.) ..... 1990-92  
 Arville Stanley (Meadows of Dan, Va.) ..... 1951-53  
 Emory Stephens ( Mooresville, N.C.) ..... 1948-50  
 Rod Stevenson (Detroit, Mich.) ..... 1999  
 Jimmy Stewart (Colonial Heights, Va.) ..... 1987-90  
 Len Stokes (Cove Creek, N.C.) ..... 1951-52, 1955  
 Don Stringfellow (St. Louis, Mo.) ..... 1975-76  
 Willard Swift (Mt. Park, N.C.) ..... 1957-60

**T**

Bob Tate (Banner Elk, N.C.) ..... 1970-73  
 Don Taylor (Winston-Salem, N.C.) ..... 1974-75  
 J.C. Tharrington (Charlotte, N.C.) ..... 2019-20  
 Anthony Thomas (Winston-Salem, N.C.) ..... 2010-11  
 Derek Thomas (Mableton, Ga.) ..... 2004-05  
 John Thomas (Eatonville, Fla.) ..... 1969-70

Lonnie Thomas (East Bend, N.C.) ..... 1960-63  
 D.J. Thompson (Raleigh, N.C.) ..... 2003-06  
 Tony Thompson (Dudley, N.C.) ..... 1992  
 Ty Toney (Alpharetta, Ga.) ..... 2013-14  
 J.C. Trammell (Shelby, N.C.) ..... 1953-54  
 Jamaal Trice (Los Angeles, Calif.) ..... 2011-13  
 Walt Turner (Bassett, Va.) ..... 1970-72  
 Tim Turner (Roxboro, N.C.) ..... 1976-77  
 Terence Tyler (Charlotte, N.C.) ..... 1997-98

**U**


Dean Upton (Shelby, N.C.) ..... 1956

**V**


G.J. Vilarino (McKinney, Texas) ..... 2010-12  
 John Vukasovich (Warren, Mich.) ..... 1973-76

**W**

Doug Wall (Winston-Salem, N.C.) ..... 1961-64  
 O.D. Wallace (Carthage, N.C.) ..... 1951-54  
 Brad Walker (Deep Gap, N.C.) ..... 1980  
 Jesse Walker (Camden, N.J.) ..... 1980  
 Harold Walter (Rockwell, N.C.) ..... 1965-66  
 Ed Ward (Thomasville, N.C.) ..... 1988-91  
 Robert Weaver ..... 1931-35  
 Tyler Webb (Nickelsville, Va.) ..... 2005-10  
 Chip Weddington (Salisbury, N.C.) ..... 1968-69  
 Harry Welch (Winston-Salem, N.C.) ..... 1953-55  
 Andy Westmoreland (Gastonia, N.C.) ..... 1995-96  
 Cliff Wey (Terre Haute, Ind.) ..... 1948-50  
 Leslie Wey (Terre Haute, Ind.) ..... 1947-48  
 Tim White (Pittsburgh, Pa.) ..... 1974-75  
 Alton Widenhouse (Charlotte, N.C.) ..... 1956  
 Bobby Wilcox (Boone, N.C.) ..... 1962-63  
 James Wilcox (Lenoir, N.C.) ..... 1964-66  
 Chuck Wilfong (Mt. Airy, N.C.) ..... 1971  
 John Wilkins (Goldsboro, N.C.) ..... 1985  
 Johnny Willard (Charlotte, N.C.) ..... 1967-68  
 Charles Williams (Wingate, N.C.) ..... 1957  
 Dean Williams (Boone, N.C.) ..... 1956  
 Jeff Williams (Asheboro, N.C.) ..... 1991-94  
 Jerome Williams (Greenville, S.C.) ..... 1984-85  
 O'Showen Williams (Macon, Ga.) ..... 2017-20  
 Preston Williams (Lilesville, N.C.) ..... 1967-69  
 Andre Williamson (Prince George, Va.) ..... 2008-12  
 Jake Wilson (Raleigh, N.C.) ..... 2015-19  
 Pete Wilson (Linden, N.J.) ..... 1982-85  
**R.J. Wilson (Raleigh, N.C.) ..... 2019-Pres.**  
 Brian Witten (Fayetteville, N.C.) ..... 1987  
 Mitch Woods (Naples, Fla.) ..... 2010-12  
 Tom Wooten (East Bend, N.C.) ..... 1954-57  
 Evo Wortman ..... 1930-34  
 Marcus Wright (Winston-Salem, N.C.) ..... 2008-11  
 Carl Wyatt (Henrietta, N.C.) ..... 1955-58



**Broderick Parker**




**Terence Tyler**



**O.D. Wallace**

Belus Smawley was a 6-1, 195-pound guard from Ellenboro, N.C. whose legacy is still present today in the NBA. Smawley is regarded as one of the pioneers of the jump shot and is featured in John Christgau's book "Origins of the Jump Shot: Eight Men Who Shook the World of Basketball."

Smawley played six seasons in the NBA and its predecessor, the BAA for the St. Louis and Baltimore franchises.



**Belus Smawley**

**1947-48**

Ranked 15th in scoring (11.2)  
Ranked 9th in field-goal percentage (.308)

**1948-49**

Ranked 6th in scoring (15.5)  
Ranked 9th in field-goal percentage (.372)

**1949-50**

Ranked 19th in scoring (13.7)  
Ranked 4th in free-throw percentage (.828)

**1950-51**

Ranked 22nd in scoring (12.2)  
Ranked 3rd in free-throw percentage (.850)

**CAROLINAS CONFERENCE CHAMPIONS**

1930-31, 1939-40, 1940-41, 1942-43, 1947-48, 1949-50, 1966-67

**CAROLINAS CONFERENCE SPORTSMANSHIP AWARD**

1939-40, 1948-49, 1949-50, 1957-58, 1958-59, 1961-62, 1962-63, 1963-64, 1965-66, 1967-68

**SoCon REGULAR-SEASON CHAMPIONSHIPS**

1977-78, 1978-79, 1980-81, 1997-98 (N), 1998-99 (N), 1999-2000 (N), 2002-03 (N), 2006-07 (N), 2007-08 (N), 2009-10 (N)

*(N) denotes North Division*

**SoCon TOURNAMENT CHAMPIONSHIPS**

1979, 2000

**CAROLINAS CONFERENCE COACH OF THE YEAR**


- 1940 Flucie Stewart
- 1941 Clyde Canipe
- 1943 Belus Smawley
- 1947 Flucie Stewart
- 1950 Francis Hoover
- 1964 Bob Light
- 1967 Bob Light

**NAIA DISTRICT COACH OF THE YEAR**

- 1964 Bob Light
- 1967 Bob Light

**SoCon COACH OF THE YEAR Anton Foy Award**

- 1976 Bobby Cremins
- 1978 Bobby Cremins
- 1981 Bobby Cremins
- 1988 Tom Apke
- 1998 Buzz Peterson
- 2000 Buzz Peterson
- 2003 Houston Fancher



**Bob Light**

**CoSIDA ACADEMIC ALL-AMERICAN**

2012-13 Nathan Healy (2nd team)

**CoSIDA ACADEMIC ALL-DISTRICT**

2012-13 Nathan Healy

**ALL-AMERICA**

- 1943 Belus Smawley (NAIA, 1st team)
- 1955 John Pyecha (NAIA, 2nd team)

**NAIA BASKETBALL HALL OF FAME**

- 1958 Belus Smawley
- 1967 Francis Hoover

**NAIA TOURNAMENT MVP**

- 1943 Belus Smawley

**SoCon PLAYER OF THE YEAR**

**Malcolm U. Pitt Award**

- 1981 Charles Payton
- 2000 Tyson Patterson
- 2010 Donald Sims

**SoCon DEFENSIVE PLAYER OF THE YEAR**

- 2013 Nathan Healy

**SOCON TOURNAMENT MVP**

- 1979 Darryl Robinson
- 1999 Marshall Phillips
- 2000 Tyson Patterson

**ALL-CAROLINAS CONFERENCE**

- 1947 Leslie Wey
- 1948 Leslie Wey, Ron Craven, Tom Beach
- 1949 Glenn Causey, Albert Hiatt
- 1950 Glenn Causey;
- 1951 Joe Hunt
- 1952 John Pyecha
- 1955 John Pyecha
- 1956 Dave Abernathy
- 1957 Dave Abernathy
- 1958 Don King
- 1959 Don King, Rick Howe
- 1960 Don King, Rick Howe
- 1961 Don King, Rick Howe
- 1963 Wayne Duncan
- 1964 Wayne Duncan
- 1965 Wayne Duncan
- 1966 James Wilcox, Tony Gray
- 1967 Danny Beauchamp, Allan Price
- 1968 Danny Beauchamp
- 1969 Allan Price

**NAIA ALL-DISTRICT**

- 1955 John Pyecha
- 1960 Don King
- 1961 Don King; Rick Howe
- 1964 Wayne Duncan
- 1965 Wayne Duncan
- 1966 Tony Gray
- 1969 Allan Price

**ALL-SoCon**

- 1973 Stan Davis
  - 1974 Stan Davis
  - 1976 Calvin Bowser
  - 1978 Tony Searcy\*, Darryl Robinson
  - 1979 Mel Hubbard\*, Darryl Robinson, Renaldo Lawrence
  - 1980 Charles Payton, Walter Anderson
  - 1981 Charles Payton, John Fitch
  - 1982 Charles Payton\*, John Fitch
  - 1984 David Lawrence, Wade Capehart, Dale Roberts
  - 1985 Glenn Clyburn
  - 1986 Rod Davis
  - 1988 Kemp Phillips
  - 1989 Sam Gibson\*
  - 1990 Sam Gibson \*
  - 1991 Steve Spurlock\*
  - 1992 Steve Spurlock\*
  - 1993 Billy Ross\*
  - 1994 Chad McClendon\*
  - 1995 Chad McClendon\*
  - 1996 Kareem Livingston\*
  - 1997 Junior Braswell\*
  - 1998 Kareem Livingston\*, Marshall Phillips\*
  - 1999 Marshall Phillips\*, Tyson Patterson
  - 2000 Tyson Patterson\*, Rufus Leach
  - 2001 Donald Payne, Josh Shehan
  - 2003 Shawn Hall\*, Graham Bunn
  - 2005 D.J. Thompson
  - 2006 D.J. Thompson\*
  - 2007 D.J. Thompson\*, Jeremy Clayton
  - 2008 Donte Minter\*, Jeremy Clayton
  - 2009 Kellen Brand
  - 2010 Donald Sims\*
  - 2011 Omar Carter, Donald Sims\*
  - 2013 Nathan Healy
- \*denotes first team selection

**SoCon ALL-FRESHMAN TEAM**

- 1977 Walter Anderson
- 1979 Charles Payton
- 1981 Wade Capehart
- 1983 Rod Davis
- 1986 Willie Allen
- 1987 Kemp Phillips, Jimmy Stewart
- 1988 Rodney Peel
- 1990 Billy Ross
- 1991 Ricky Nedd
- 1992 Chad McClendon
- 1993 Brian Hege
- 1995 Kareem Livingston
- 2001 Noah Brown
- 2008 Donald Sims



**Danny Beauchamp**



**Donald Sims**

**APP ATHLETICS  
MEN'S BASKETBALL**

**HALL OF FAME MEMBERS**

Inducted		Yrs. Played
1975	Wayne Duncan	1961-65
1975	Danny Miller	1938-42
1975	John Pyecha	1951-55
1975	Belus Smawley	1939-43
1979	Claude Pyatte	1929-32
1980	Everette McConnell	1931-35
1982	Don King	1957-61
1982	Ivo Wortman	1930-34
1984	David W. Abernathy	1954-57
1985	Richard Howe	1957-61
1986	Darryl Robinson	1975-79
1987	Robert F. Weaver	1931-35
1987	Tony Searcy	1976-78
1988	Bobby Cremins (Coach)	1975-80
1991	Bob Light (Coach)	1957-72
2009	Tyson Patterson	1996-2000
2011	Allan Price	1966-69
2018	D.J. Thompson	2003-07
2019	Donald Sims	2007-11



**2009 Inductee Tyson Patterson**



**2011 Inductee Allan Price**

**HISTORY AND RECORDS**

### SoCon ALL-TOURNAMENT TEAM

- 1972 Stan Davis
- 1976 Darryl Robinson
- 1977 Tony Searcy\*, Mel Hubbard, Walter Anderson
- 1978 Renaldo Lawrence, Darryl Robinson
- 1979 Renaldo Lawrence\*, Darryl Robinson\*, Mel Hubbard, Charles Payton
- 1980 John Fitch
- 1981 Charles Payton\*, John Fitch\*, Kelvin McMillian
- 1984 Glenn Clyburn, David Lawrence 1986 Rod Davis
- 1989 Sam Gibson
- 1990 Broderick Parker\*, Kemp Phillips\*, Sam Gibson
- 1991 Tim Powers\*, Broderick Parker, Billy Ross, Ed Ward
- 1992 Billy Ross, Steve Spurlock
- 1993 Billy Ross\*
- 1995 Chad McClendon\*, Kareem Livingston
- 1996 Junior Braswell\*
- 1997 Junior Braswell\*, Tige Darner
- 1998 Kareem Livingston\*, Marshall Phillips\*, Tyson Patterson
- 1999 Marshall Phillips\*, Matt McMahon\*, Cedrick Holmes, Tyson Patterson
- 2000 Tyson Patterson\*, Shawn Alexander, Rufus Leach
- 2003 Shawn Hall
- 2005 D.J. Thompson
- 2006 D.J. Thompson\*, Jeremy Clayton
- 2007 Donte Minter\*, Demetrius Scott, Jeremy Clayton
- 2009 Donald Sims
- 2010 Kellen Brand\*, Donald Sims\*

\*denotes first team selection



**Kellen Brand**

### SoCon PLAYERS OF THE WEEK

- 1974 Stan Davis
- 1975 Stan Davis
- 1976 Darryl Robinson
- 1977 Walter Anderson, Darryl Robinson
- 1978 Renaldo Lawrence, Darryl Robinson, Tony Searcy
- 1979 Darryl Robinson (2), Tony Searcy
- 1981 Charles Payton
- 1984 Wade Capehart
- 1985 Greg Dolan
- 1986 Rod Davis
- 1988 Sam Gibson, Rodney Peel
- 1991 Steve Spurlock
- 1993 Billy Ross (2)
- 1994 William Cook (2), Billy Ross, Jeff Williams
- 1995 Chad McClendon (2)
- 1997 Junior Braswell (2)
- 1998 Tige Darner, Tyson Patterson
- 1999 Matt McMahon, Marshall Phillips (2)
- 2000 Rufus Leach (2), Tyson Patterson
- 2003 Shawn Hall
- 2004 Noah Brown
- 2006 D.J. Thompson (2)
- 2007 Nate Cranford, Donte Minter, D.J. Thompson
- 2008 Donald Sims
- 2010 Donald Sims (3)
- 2011 Omar Carter (2), Donald Sims (2)
- 2012 Andre Williamson
- 2013 Jay Canty

### SoCon PLAYERS OF THE MONTH

- 2009-10 Donald Sims (February)
- 2010-11 Donald Sims (November, February)

### SoCon STUDENT-ATHLETES OF THE WEEK

- 2011-12 Nathan Healy
- 2012-13 Nathan Healy

### ALL-SUN BELT

- 2014-15 Frank Eaves
- 2015-16 Frank Eaves
- 2016-17 Ronshad Shabazz
- 2017-18 Ronshad Shabazz
- 2018-19 Ronshad Shabazz
- 2019-20 Justin Forrest\*

\* - denotes First Team selection

### SUN BELT PLAYER OF THE WEEK

- 2014-15 Frank Eaves (2)
- 2017-18 Justin Forrest
- 2018-19 Ronshad Shabazz
- 2019-20 Justin Forrest (2)

### COLLEGE SPORT MADNESS SUN BELT PLAYER OF THE WEEK

- 2019-20 Justin Forrest

### LOU HENSON AWARD NATIONAL PLAYER OF THE WEEK

- 2019-20 Justin Forrest

### NABC ALL-DISTRICT

- 2010 Donald Sims
- 2011 Omar Carter, Donald Sims\*
- 2015 Frank Eaves
- 2016 Frank Eaves\*
- 2018 Ronshad Shabazz
- 2020 Justin Forrest

\* - denotes First Team selection

### NABC HONORS COURT

- 2017 Matt O'Boyle
- 2018 Nick Hough  
Kevin Kerley

### COLLEGEINSIDER.COM TOURNAMENT (CIT) TEAM

- 2010 Donald Sims


### NCCSIA FIRST ALL-STATE

- 2010 Donald Sims\*
- 2011 Omar Carter\*
- 2015 Frank Eaves\*
- 2016 Frank Eaves\*
- 2018 Ronshad Shabazz\*
- 2019 Ronshad Shabazz

\* - Represents First Team selection

### COLLEGEINSIDER.COM SoCon MOST VALUABLE PLAYER

- 2010 Donald Sims



**Junior Braswell**

The magical 1978-79 season of Bobby Cremins and his upstart Appalachian team shook the conventions of those soaked in Southern Conference tradition. Over its early years in the SoCon, App's climb finally paid dividends.

The Mountaineers finished an amazing 23-6 after opening the season 7-0. An 11-game unbeaten streak highlighted the season heading into the NCAA tournament. All-league performers Mel Hubbard, Darryl Robinson, Charles Payton and Renaldo Lawrence led the Apps to an 11-3 SoCon record. The team's most-talented player, Robinson averaged a team-high 15.1 points and earned SoCon tournament MVP acclaim. The 86-83 win over Furman in the tournament finals signified the Bobby Cremins Era had come full circle. Thousands of Mountaineer faithful lined up in front of Varsity Gym to welcome the triumphant team home from Roanoke, Va. With Cremins and his first recruits completing their careers, the bus trip to Boone with the trophy gave the Apps a taste of greatness. Appalachian traveled to the Midwest Regional in Bloomington, Ind. to face LSU. With little fanfare, App was ousted by a larger Tiger team in the first round, 71-57.

Talk of the magical 1978-79 season continues to be a season to be remembered.

**BOBBY CREMINS**

The trip to the NCAA Tournament with Appalachian in 1979 ranks as one of my fondest memories. We had an experienced team that played smart. Players like Darryl Robinson and Mel Hubbard helped our cause with their leadership on and off the court."

"The game with Furman was close throughout. They were a good team and revally battled us. When we returned home, it was amazing to see all the fans."


"As for the tournament game with LSU, I think we had a bit of stage fright. LSU was a good team and we started slowly. We certainly did not have our best game."

"That season really brought a lot of credibility to our program. It was nice to see those guys set a goal, work hard, and achieve it."

**DARRYL ROBINSON**

"That season was one I will never forget. We were a close knit bunch. We were serious about contending for the Southern Conference crown. Coach Cremins pushed us and we believed in him."

"Our team was ready for Furman. We played a good game and had some luck fall our way. It was very rewarding to cut the nets down after working so hard throughout the season."



**1978-79 (23-6)**

Nov. 24	S.C. State %	W	65-60
Nov. 25	Campbell %	W	73-63
Nov. 28	Pfeiffer	W	84-71
Dec. 2	Lenoir-Rhyne	W	94-57
Dec. 5	at Western Carolina	W	80-69
Dec. 9	Marshall	W	81-56
Dec. 13	VMI	W	103-82
Dec. 16	at Wake Forest	L	71-83
Jan. 2	at N.C. State	L	50-58
Jan. 4	at ETSU	W	55-47
Jan. 6	at Chattanooga	L	67-74
Jan. 10	Davidson	W	79-65
Jan. 13	Furman	L	66-75
Jan. 15	USC Spartanburg	W	71-64
Jan. 17	at VMI	W	73-58
Jan. 20	UNC Charlotte	W	58-47
Jan. 22	Western Carolina	L	49-50
Jan. 27	at Marshall	W	78-66
Jan. 31	at Davidson	W	84-72
Feb. 3	The Citadel	W	76-65
Feb. 7	at Furman	W	59-58
Feb. 10	UNC Wilmington	W	63-60
Feb. 14	at The Citadel	W	68-64
Feb. 17	Chattanooga	W	77-63
Feb. 19	ETSU	W	83-56
Feb. 24	VMI *	W	73-63
Mar. 3	Western Carolina**	W	63-43
Mar. 4	Furman **	W	86-83
Mar. 10	Louisiana State #	L	57-71

%East Tennessee Tip-Off, Johnson City, Tenn.  
 \*SoCon Tournament, Boone, N.C.  
 \*\*SoCon Tournament, Roanoke, Va.  
 #NCAA Mideast Regional, Bloomington, Ind.

**NCAA Midwest Regional—March 10, 1979 at Bloomington, Ind.—Assembly Hall (8,468)**

Appalachian (57)	MIN	FG	FT	R	A	F	TP
Lawrence	34	7-19	7-8	6	1	3	21
Payton	31	2-3	2-4	5	1	5	6
Hubbard	39	3-5	1-3	6	0	3	7
Robinson	36	4-10	1-2	2	3	2	9
Anderson	33	4-10	2-5	2	1	4	10
Fitch	7	2-6	0-0	1	0	0	4
Jackson	8	0-0	0-0	1	2	0	0
Giles	4	0-0	0-0	0	0	0	0
Keller	4	0-1	0-0	0	0	1	0
Leahy	4	0-0	0-0	0	0	0	0
<b>Totals</b>	<b>200</b>	<b>22-54</b>	<b>13-22</b>	<b>31</b>	<b>8</b>	<b>18</b>	<b>57</b>

Louisiana State (71)	MIN	FG	FT	R	A	F	TP
Cook	37	4-7	0-0	9	3	3	8
Hullberg	23	3-10	0-0	1	3	2	6
Green, L.	35	4-7	5-8	16	1	4	13
Martin	24	4-9	0-1	3	4	5	8
Green, A.	19	4-8	0-0	3	2	0	8
Rudolph	11	1-1	2-3	0	1	1	4
Brown	11	3-4	0-1	1	1	0	6
Sims	15	0-4	2-4	2	1	2	2
Mattick	21	6-10	2-5	6	1	4	14
Bergeron	2	0-0	0-0	0	1	0	0
Campbell	1	0-0	0-0	0	0	0	0
DeArmond	1	0-1	0-0	0	0	0	2
<b>Totals</b>	<b>200</b>	<b>30-61</b>	<b>11-22</b>	<b>46</b>	<b>18</b>	<b>24</b>	<b>71</b>

<b>Appalachian State</b>	20	37	—	57
<b>Louisiana State</b>	31	40	—	71

Turnovers: ASU 14, LSU 12

## 2000 NCAA TOURNAMENT

Buzz Peterson emphasized team chemistry. During the 1999-2000 season, Peterson combined four seniors with new faces to produce a 23-9 record, a third-consecutive SoCon North Division title, and App State's second NCAA Tournament experience.

Achievements were plentiful, a record-tying 23 triumphs, including a string of 11 consecutive wins highlighted by a perfect January (10-0). The 72-60 win at Clemson was the Apps' first against an ACC foe since winning at Duke, Dec. 5, 1981.

In the season's first outing, the legend of Rufus Leach was born with 28 points, including eight treys at Oklahoma State.

Tyson Patterson claimed SoCon regular season and tournament most valuable player honors en route to setting App State single-season and career records. The 5-7 Patterson saved the day in the SoCon tournament semifinal against Furman. Using everything in his bag of tricks, he amassed 28 points including 12 of App State's final 14 for the 60-56 win. In the finals, App State defeated College of Charleston 68-56.

Patterson and Appalachian cut down the nets, and brought another SoCon championship home.

### BUZZ PETERSON

"The success of that season was due in part to the tremendous leadership of the seniors. We started the season out 0-2 but the team fought hard and believed in themselves."

"We had been so close in the two previous years and the third time was a charm. I remember the excitement at the arena and coming back up on the mountain. The cars were lined from Banner Elk to Varsity Gym. To see the players' faces light up is what a coach likes to see most."

"We were excited about the opportunity to play. That game seemed to take forever to get here. I think we had two weeks to prepare and I tried to get our guys some rest. We played a great Ohio State team."

### TYSON PATTERSON

"That season was special for me. The team wanted to win the SoCon title a lot after coming so close the previous two seasons."

"I pushed myself to be a role model for the younger players. Our team had a lot of chemistry. Coach Peterson's intense work ethic prepared us for the season and ultimately helped us win the title."

"The hard work was well worth the experience of winning the Southern Conference championship and playing in the NCAA Tournament."



### 1999-2000 (23-9)

Nov. 19	at Oklahoma State!	L	75-87
Nov. 20	vs. Oral Roberts!	L	68-78
Nov. 27	Lees-McRae	W	117-74
Nov. 29	Pfeiffer	W	104-90
Dec. 3	Toledo#	W	68-65
Dec. 4	Marquette	L	51-57
Dec. 8	East Carolina	W	82-73
Dec. 18	at Pittsburgh	L	64-67
Dec. 20	at Robert Morris	W	76-64
Dec. 23	at UW-Green Bay	L	47-64
Dec. 30	Tennessee Wesleyan	W	112-48
Jan. 3	at The Citadel	W	82-48
Jan. 8	Georgia Southern	W	88-74
Jan. 10	ETSU	W	85-64
Jan. 15	at ETSU	W	89-76
Jan. 17	VMI	W	97-72
Jan. 19	at Clemson	W	72-60
Jan. 22	at Furman	W	73-63
Jan. 24	at Western Carolina	W	102-82
Jan. 29	Chattanooga	W OT	93-90
Jan. 31	at Davidson	W	77-72
Feb. 5	at C. of Charleston	L	64-69
Feb. 9	UNCG	W	81-66
Feb. 12	Wofford	W	84-61
Feb. 14	at VMI	L	69-78
Feb. 19	Davidson	L	54-69
Feb. 22	at UNCG	W	78-69
Feb. 26	Western Carolina	W	101-83
Mar. 3	Chattanooga*	W	88-66
Mar. 4	Furman*	W	60-56
Mar. 5	C. of Charleston*	W	68-56
Mar. 17	Ohio State^	L	61-87

! America's Youth Classic, Stillwater, Okla.

# Blue and Gold Classic, Milwaukee, Wis.

\* SoCon Tournament, Greenville, S.C.

^ NCAA South Subregional, Nashville, Tenn.

### NCAA Tournament South Subregional—March 17, 2000 at Nashville, Tenn.—Gaylord Entertainment Center (17,297)

APPALACHIAN	FG	3FG	FT	R	F	TP	A	TO	B	S	MIN
HOLMES, Cedrick-F	3-6	0-0	0-0	5	4	6	0	0	1	0	18
ALEXANDER, Shawn-G	1-2	0-0	5-6	2	1	7	1	1	1	0	27
COOPER, Corey-F	3-10	0-0	1-1	6	4	7	2	2	1	1	31
PATTERSON, Tyson-G	7-15	1-4	0-0	2	1	15	4	4	1	1	36
MCMAHON, Matt-G	1-6	1-5	0-0	1	0	3	0	2	0	1	17
PATTEN, Mike	0-0	0-0	0-0	0	0	0	0	0	0	0	1
BUTLER, Jonathan	0-0	0-0	2-2	0	1	2	0	0	0	0	4
LEACH, Rufus	4-13	3-8	0-0	0	2	11	2	2	0	1	30
DAVIS, Buddy	3-6	0-0	2-6	12	0	8	0	2	0	0	25
HUGE, Nick	0-0	0-0	0-0	0	0	0	0	0	1	0	4
PHILLIPS, Kent	0-0	0-0	0-0	0	0	0	0	1	0	0	2
SHEHAN, Josh	1-1	0-0	0-0	1	0	2	1	0	0	0	5
Team							4				
<b>Totals</b>	<b>23-59</b>	<b>5-17</b>	<b>10-15</b>	<b>33</b>	<b>13</b>	<b>61</b>	<b>10</b>	<b>14</b>	<b>5</b>	<b>4</b>	<b>200</b>
OHIO STATE	FG	3FG	FT	R	F	TP	A	TO	B	S	MIN
REDD, Michael-F	9-16	2-5	1-1	5	3	21	5	1	0	4	31
REESE, George-F	5-9	0-0	9-10	4	0	19	8	0	1	2	36
JOHNSON, Ken-C	4-7	0-0	0-0	6	4	8	0	2	2	0	22
PENN, Scoonie-G	9-11	5-7	0-0	2	0	23	2	3	0	0	36
BROWN, Brian-G	4-7	1-1	0-0	5	3	9	1	0	0	0	32
DARBY, Brent	0-3	0-1	0-0	0	2	0	0	1	0	0	6
ROBINSON, Doylan	0-0	0-0	0-0	1	0	0	0	0	0	0	2
SOVOVIC, Boban	1-1	1-1	0-2	0	2	3	3	2	0	3	12
SMITH, Devon	0-0	0-0	0-0	1	0	0	0	0	0	0	2
STEELE, Kwadjo	1-2	0-0	0-0	0	0	2	0	0	0	0	2
OCKOLJIC, Cobe	1-2	0-0	0-0	3	0	2	0	0	1	0	12
DUDLEY, Will	0-1	0-0	0-0	1	2	0	0	0	0	0	7
Team							5				
<b>Totals</b>	<b>34-59</b>	<b>9-15</b>	<b>10-13</b>	<b>33</b>	<b>16</b>	<b>87</b>	<b>19</b>	<b>10</b>	<b>4</b>	<b>9</b>	<b>200</b>
<b>Appalachian State</b>	25	36	—	61							
<b>Ohio State</b>	46	41	—	87							

**2007 NATIONAL INVITATION TOURNAMENT**

The Mountaineers made history in 2006-07 with a school-record 25 victories and the program's third postseason appearance with an NIT berth.

The groundwork for the record-setting season was laid in San Juan, Puerto Rico where the Apps stunned the college basketball world with consecutive victories over ACC Champion Virginia, UCF and Sweet 16 participant Vanderbilt to win the San Juan Shootout championship.

D.J. Thompson, Donte Minter and Nate Cranford earned all-tournament honors after leading the Apps to three of the biggest wins in school history.

The Mountaineers remained on the radar for the rest of the season, climbing to as high as No. 6 in the Mid-Major Top 25 poll and receiving votes in the ESPN/USA Today Coaches Poll. The squad continued to make waves in non-conference action with victories at Sweet 16 participant VCU and a win at Wichita State before a stunned crowd of 10,478 and a national-television audience on ESPNU.

Victories continued to roll in during the stretch run of the season as the team won 11 of its final 12 regular-season games, including an 81-74 victory at Davidson, the Wildcats' only conference loss of the season.

The Apps ended the regular season with a 25-6 record and were one of only 13 teams in the nation that didn't lose consecutive games.

They entered the SoCon tournament as the No. 2 seed and quickly dispatched long-time rival Western Carolina in the quarterfinals, 78-59. The win, App State's eighth straight and school record 25th win, set up a semifinal showdown with College of Charleston. Unfortunately, the squad would come up just short at the Cougars held on for an 89-87 overtime victory in front of the hometown crowd.

The loss created a tense two weeks for the Mountaineers as they awaited 'Selection Sunday' to learn if they would be included in the NCAA Tournament's field of 65.

In the two weeks leading up to NCAA Selection Show various national media outlets and pundits lobbied for the Apps inclusion into the field.

However, the media surge leading up to Selection Sunday didn't sway the committee as App State found itself on the other side of the bubble, but were rewarded with an NIT berth.

After not having played in nearly two weeks, the squad traveled to Oxford, Miss. to face Ole Miss in its third postseason appearance in school history. Despite a tightly-contested first half, an Ole Miss run in the second half of the contest dashed any hopes of App State advancing in the tournament and ended the Mountaineers' record-setting season.



**SoCon NIT First Round-March 14, 2007**  
**at Oxford, Miss.—Tad Smith Coliseum (4,696)**

APPALACHIAN	FG	3FG	FT	R	F	TP	A	TO	B	S	MIN
CLAYTON, Jeremy-F	2-10	0-0	1-2	7	3	5	1	0	4	2	28
BOWNE, Davis-F	0-0	0-0	0-0	0	3	0	0	1	0	0	2
SCOTT, Demetrius-G	4-8	0-0	1-1	1	0	9	2	3	0	1	28
CRANFORD, Nathan-G	0-4	0-4	0-0	4	1	0	1	0	0	4	29
THOMPSON, D.J.-G	5-12	2-8	5-5	1	2	17	3	5	0	4	33
ABRAHAM, Ryann	1-2	1-1	0-0	0	2	3	0	1	0	0	7
HENDERSON, P.L.	0-1	0-0	0-0	0	0	0	0	0	0	1	1
HARPER, Jeremy	0-1	0-0	0-0	2	0	0	0	0	0	0	1
BERMUDEZ, Eduardo	0-2	0-2	0-0	0	3	0	1	1	0	0	10
BRAND, Kellen	0-3	0-1	1-2	2	1	1	1	0	0	0	11
McMILLAN, Jay	0-0	0-0	0-0	0	0	0	0	0	0	0	1
WEBB, Tyler	0-0	0-0	0-0	0	0	0	0	0	0	0	1
McLAUGHLIN-WILLIAMS	4-6	2-4	0-2	4	1	10	2	0	0	1	22
MINTER, Donte	6-10	0-0	2-4	7	0	14	1	3	1	1	26
Team				5							
<b>Totals</b>	<b>22-59</b>	<b>5-20</b>	<b>10-16</b>	<b>33</b>	<b>16</b>	<b>59</b>	<b>12</b>	<b>14</b>	<b>5</b>	<b>14</b>	<b>200</b>

OLE MISS	FG	3FG	FT	R	F	TP	A	TO	B	S	MIN
Williams, Kenny-F	6-10	0-0	1-2	11	1	13	0	3	1	3	33
Curtis, Dwayne-C	6-8	0-0	2-2	8	3	14	1	4	0	0	22
Abernethy, Todd-G	6-12	2-6	4-7	4	1	18	2	3	1	3	36
Sanders, Clarence-G	4-9	1-4	2-3	1	0	11	2	0	1	1	37
Doyne, Bam-G	2-7	1-3	3-5	1	2	8	2	2	0	3	25
Jones, Rodney	1-1	0-0	0-0	1	0	2	0	0	0	0	1
Smith, Brian	1-3	1-2	0-0	1	1	3	0	1	0	0	10
Brown, Kiah	0-0	0-0	0-0	0	0	0	0	1	0	0	1
Polynice, Eniel	2-3	0-0	0-0	5	1	4	0	2	1	0	16
Parnell, Jerme	0-2	0-0	0-0	3	3	0	0	0	0	1	13
Hardy, Greg	0-2	0-0	0-0	3	1	0	0	0	0	0	7
Team				1							
<b>Total</b>	<b>28-57</b>	<b>5-15</b>	<b>12-19</b>	<b>39</b>	<b>13</b>	<b>73</b>	<b>7</b>	<b>16</b>	<b>4</b>	<b>11</b>	<b>200</b>

APPALACHIAN STATE UNIVERSITY	1st	2nd	Final
Appalachian State	35	24	59
Ole Miss	38	35	73

**2006-07 (25-8, 15-3 SoCon)**

Nov. 13	North Greenville	109-71	W
Nov. 17	at Clemson	49-79	L
Nov. 20	Montreat	78-63	W
Nov. 25	at Wake Forest	78-88	L
Nov. 27	Campbell	84-71	W
Dec. 2	at Coll. of Charleston*	68-57	W
Dec. 4	at The Citadel*	56-52	W
Dec. 10	at Virginia Tech	69-37	L
Dec. 14	Brevard	93-53	W
Dec. 16	Georgia Southern*	87-84	W
Dec. 19	vs. Virginia!	80-69	W
Dec. 20	vs. UCF!	75-64	W
Dec. 21	vs. Vanderbilt!	87-79	WOT
Dec. 30	at VCU	73-70	W
Jan. 6	at Chattanooga*	77-63	W
Jan. 13	Elon*	63-64	L
Jan. 15	Western Carolina*	100-91	W
Jan. 18	at UNCG*	76-80	L
Jan. 20	at Davidson*	81-74	W
Jan. 24	Furman*	77-63	W
Jan. 27	The Citadel*	95-54	W
Jan. 29	Coll. of Charleston*	67-56	W
Feb. 3	at Furman*	72-76	LOT
Feb. 5	at Georgia Southern*	77-55	W
Feb. 10	Wofford*	72-52	W
Feb. 14	Chattanooga*	85-69	W
Feb. 17	at Wichita State #	60-58	W
Feb. 19	at Western Carolina*	76-65	W
Feb. 22	UNCG*	80-66	W
Feb. 24	at Elon*	72-63	W
March 1	vs. Western Carolina &	78-59	W
March 2	vs. Coll. of Charleston &	87-89	LOT
March 14	at Ole Miss^	59-73	L

\*SoCon game  
 ! San Juan Shootout (San Juan, Puerto Rico)  
 # ESPN BracketBusters  
 & SoCon Tournament (Charleston, S.C.)  
 ^ NIT First Round

**HISTORY AND RECORDS**



## APPALACHIAN STATE MEN'S BASKETBALL 2010 COLLEGEINSIDER.COM TOURNAMENT

Appalachian State University men's basketball came within one win of the program record (25) on the season.

The Mountaineers won the Southern Conference North title by two games and advanced to the league tournament final for the first time in 10 years.

App State also returned to the postseason for the first time since 2007 and advanced to the CollegeInsider.com Tournament semifinal round.

The Mountaineers posted a 13-5 mark in SoCon play, with all five losses coming by a combined 16 points. The team was 9-1 against division competition.

Appalachian set a new Holmes Center record with 14 home wins for the season. The team's 113 points against Milligan also marked a facility record.

Aided by four tournament wins, App State's 37 games were the most in program history.

Appalachian recorded four wins against NCAA Tournament participants, defeating Wofford and Robert Morris on the road and winning home games against Morgan State and Winthrop.

App State ranked fifth nationally with a +7.8 rebound margin and was 12th in the NCAA in three-point shooting at 39.7 percent.

Donald Sims had quite the breakout season as a junior. The guard scored a program-record 754 points to win the SoCon scoring title.

Sims led the nation in free throw percentage (95.1) and three-pointers made (123) and finished 24th in scoring.

Isaac Butts also ranked atop the league in several statistical categories. The junior big man led the SoCon in field goal percentage (60.7) and ranked second in rebounding (8.1).

Kellen Brand played in all 37 games and wrapped up his career as App State's all-time leader with 131 games played.

Along with Butts and Sims, four other Mountaineers found themselves among the league's top-10 in several categories.



### 2009-10 (24-13, 13-5 SoCon)

Nov. 13	UNC Wilmington	79-68	W
Nov. 14	at E. Tenn. St.	58-62	L
Nov. 17	Lees-McRae	77-44	W
Nov. 20	at Arkansas	72-81	LOT
Nov. 23	at Louisville	53-80	L
Nov. 28	Morgan St.	93-92	WOT
Nov. 30	Winthrop	70-51	W
Dec. 3	Furman*	82-85	L
Dec. 7	at Wofford*	77-76	W
Dec. 17	Milligan	113-91	W
Dec. 19	at Robert Morris	65-52	W
Dec. 21	at Dayton	65-49	L
Dec. 30	at Campbell	92-63	L
Jan. 6	The Citadel*	58-62	L
Jan. 9	at Davidson*	78-68	W
Jan. 13	Elon*	89-65	W
Jan. 16	UNCG*	72-64	W
Jan. 20	at Ga. Southern*	65-68	L
Jan. 23	W. Carolina*	87-74	W
Jan. 28	at Samford*	68-55	W
Jan. 30	at Chattanooga*	80-85	L
Feb. 1	King College	76-87	L
Feb. 6	at Western Carolina*	89-77	W
Feb. 8	at UNCG*	75-69	W
Feb. 11	Davidson*	66-56	W
Feb. 13	Ga. Southern*	111-83	W
Feb. 17	at Charleston*	72-73	L
Feb. 20	Tennessee Tech#	81-68	W
Feb. 22	at Elon*	58-54	W
Feb. 25	Chattanooga*	80-74	W
Feb. 27	Samford*	82-68	W
Mar. 6	vs. The Citadel+	71-61	W
Mar. 7	vs. Charleston+	77-54	W
Mar. 8	vs. Wofford+	51-56	L
Mar. 17	Harvard!	93-71	W
Mar. 22	at Marshall!	80-72	W
Mar. 25	Pacific!	56-64	L

# ESPN BracketBuster  
+ SoCon Tournament, Charlotte, N.C.  
! CollegeInsider.com Tournament

