

MYRTLE BEACH BOWL GUIDE

BROOKS STADIUM | CONWAY, SC | DECEMBER 21, 2020 ON **ESPN**



APP STATE MOUNTAINEERS (8-3)

VS



NORTH TEXAS MEAN GREEN (4-5)



@APPSTATE_FB APPSTATESPORTS.COM



FBS SUCCESS — FIVE STRAIGHT BOWL WINS, FOUR STRAIGHT SUN BELT TITLES (2015-19)

2020

RECORD: 8-3



App State is preparing to make its sixth bowl appearance in as many postseason-eligible FBS seasons since the transition.

2019

RECORD: 13-1



Offensive linemen Ryan Neuzil (left) and Noah Hannon hold up the trophy after a 31-17 win over UAB in the New Orleans Bowl.

2018

RECORD: 11-2



Led by interim head coach Mark Ivey, App State posted a 45-13 win against Middle Tennessee in the New Orleans Bowl.

2017

RECORD: 9-4



App State shut out high-scoring Toledo en route to a 34-0 victory in the Dollar General Bowl in Mobile, Ala.

2016

RECORD: 10-3



Thanks to a tiebreaking field goal with 5:41 left, App State won 31-28 against Toledo in a return trip to the Camellia Bowl.

2015

RECORD: 11-2



Making its FBS postseason debut, App State kicked a 23-yard FG as time expired in a 31-29 win against Ohio in the Camellia Bowl.

62-15

App State's 62-15 record since the start of 2015 ranks as the fifth-best mark in the country during that span, trailing just Clemson, Alabama, Ohio State and Oklahoma.



Jordan Fehr (center) leads the celebration following App State's 45-38 win against Louisiana in the 2019 Sun Belt title game.



Team captain MyQuon Stout lifts the trophy following a 30-19 win over Louisiana in the first-ever Sun Belt title game.



The Mountaineers clinched a Sun Belt title by closing the regular season with a 63-14 win against Louisiana on Senior Day.



Out in Las Cruces, N.M., App State earned a share of its first FBS league title with a win at former Sun Belt foe New Mexico State.

APPSTATESPORTS.COM

@APPSTATESPORTS
@APPSTATE_FB

@APPSTATESPORTS
@APPSTATEFOOTBALL

@APPSTATESPORTS
@APPSTATE_FB

#GOAPP

#ROCKBOYZ21

#RQ2K20

2016, 2017, 2018, 2019 SUN BELT CHAMPS | 2015 CAMELLIA BOWL CHAMPS | 2016 CAMELLIA BOWL CHAMPS | 2017 DOLLAR GENERAL BOWL CHAMPS
2018, 2019 NEW ORLEANS BOWL CHAMPS | 2005, 2006, 2007 FCS NATIONAL CHAMPS | 12-TIME SOCON CHAMPS (1986-2012) | 6-TIME NORTH STATE CHAMPS



Radio affiliates: FLAGSHIP
97.3 FM (North Wilkesboro),
600 AM (Winston-Salem),
1270 AM (Charlotte),
1450 AM (Hendersonville)

Listen as well on SiriusXM or online at appstatesports.com



Courtney Lyle, Play-by-Play
Eric Mac Lain, Analyst
Marty Smith, Sideline
Ryan McGee, Sideline



Travis Jones, Play-by-Play
Landry Burdine, Analyst



Adam Witten, Play-By-Play
Pierre Banks, Analyst



App State
MOUNTAINEERS
(8-3, 6-2 Sun Belt)

Coach: Shawn Clark
Career: 9-3/1st full year
At App State: Same

GAME 12

Date: Monday, Dec. 21, 2020

Time: 2:30 p.m.

Location: Conway, S.C.

Venue: Coastal Carolina's Brooks Stadium

Surface: Turf (Teal "Surf Turf")

App State's Bowl Record: 5-0

2019: W, 31-17 vs. UAB (New Orleans)

2018: W, 45-17 vs. MTSU (New Orleans)

2017: W, 34-0 vs. Toledo (Mobile)

2016: W, 31-28 vs. Toledo (Montgomery)

2015: W, 31-29 vs. Ohio (Montgomery)



North Texas
MEAN GREEN
(4-5, 3-4 Conference USA)

Coach: Seth Littrell
Career: 31-30/5th year
At North Texas: Same

APP STATE COACHING STAFF

On the sideline:

Shawn Clark, Head coach
Dale Jones, DC/ILBs
Courtney Braswell, OLBs
Nic Cardwell, OL
Brian Haines, RBs/SPT
Robert Nunn, DL

James Rowe, CBs

Pat Washington, WRs
Justin Watts, TEs

In the booth:

Tony Petersen, OC/QBs
Mark DeBastiani, Safeties

APP STATE STATISTICAL HEADLINERS



PASSING

Zac Thomas | #12 | Sr. | Trussville, Ala.
2020: 178-for-275 passing, 2,075 yards, 19 TDs, 11 INTs



RUSHING

Cameron Peoples | #6 | So. | Lineville, Ala.
2020: 146 attempts, 807 yards, 7 TDs, 5.5 YPC



RECEIVING

Thomas Hennigan | #5 | Sr. | Greensboro, N.C.
2020: 45 catches, 571 yards, 3 TDs



DEFENSE

Shemar Jean-Charles | #8 | Sr. | Miramar, Fla.
2020: 16 PBUs, 1 INT, Bednarik/Thorpe semifinalist

APP STATE STORYLINES

- App State is making its program-record eighth national television appearance of the season and its sixth bowl appearance in as many postseason-eligible FBS seasons. With a 5-0 bowl record since the 2014 transition, it is the only FBS program with no losses or ties in at least five appearances.
- The Myrtle Beach Bowl will be the 17th national television appearance in the last 27 games for the Mountaineers, who were on national TV seven times during a 13-1 season in 2019. They are 35-11 all-time in games on ESPN, ESPN2 or ESPNU, including a 4-2 mark this year.
- App State's five straight bowl wins are No. 2 on the active list behind Louisiana Tech's six. Alabama has five straight bowl wins not counting CFP title game results — it lost one to end the 2018 season.
- App State will play in Brooks Stadium for the second time in a month's span and third time overall.
- App State, Alabama and Clemson are currently the only programs to have won eight or more games in each of the last six seasons. App State is one of 15 teams in the country with at least eight wins this year — its three losses are to teams that are a combined 27-3: No. 9 Coastal Carolina (11-0, trailed App State with three minutes left in 34-23 win), No. 17 Louisiana (9-1, won 24-21 in Boone) and Marshall (7-2, won 17-7 vs. App State as part of 7-0 start that had it ranked No. 21).
- This will be the first meeting between App State and North Texas, but retired Hall of Fame coach and Bonham, Texas, native **Jerry Moore** connects the programs. His first head coaching job was in Denton, Texas, for two seasons from 1979-80, and he went 215-87 as App State's head coach from 1989-2012.
- App State and North Texas have both won four Sun Belt Conference championships in a row — the Mountaineers from 2016-19 and the Mean Green from 2001-04 (the first four years of the league). The 2013 season was the Sun Belt's first without North Texas and a year before App State joined.
- App State is the only FBS team allowing its opponents to complete less than 50 percent of its passes (46.6 percent through 11 games), and it leads the nation with 70 passes defended (14 INTs, 56 PBUs). CB **Shemar-Jean Charles** leads the nation with 17 passes defended and 16 PBUs.
- Zac Thomas** (31-6 as a starter) is No. 2 in active FBS QB wins behind Clemson's **Trevor Lawrence** (34-1).

	CHARLOTTE BOONE, N.C.	Saturday, Sept. 12 W, 35-20 ESPN2
	at Marshall Huntington, W.Va.	Saturday, Sept. 19 L, 17-7 CBS
	CAMPBELL BOONE, N.C.	Saturday, Sept. 26 W, 52-21 ESPN+
	ARKANSAS STATE* BOONE, N.C.	Thursday, Oct. 22 W, 45-17 ESPN
	at ULM* Monroe, La.	Saturday, Oct. 31 W, 31-13 ESPNU
	at Texas State* San Marcos, Texas	Saturday, Nov. 7 W, 38-17 ESPN+
	GEORGIA STATE* BOONE, N.C.	Saturday, Nov. 14 W, 17-13 ESPN+
	at #15 Coastal Carolina* Conway, S.C.	Saturday, Nov. 21 L, 34-23 ESPN
	TROY* BOONE, N.C.	Saturday, Nov. 28 W, 47-10 ESPN2
	#20 LOUISIANA* BOONE, N.C.	Friday, Dec. 4 L, 24-21 ESPN
	at Georgia Southern* Statesboro, Ga.	Saturday, Dec. 12 W, 34-26 ESPN3
	Myrtle Beach Bowl vs. North Texas	Monday, Dec. 21 2:30 p.m. ESPN

STRATEGIC COMMUNICATIONS**JOEY JONES**

Sr. Associate Athletics Director
Primary Football Contact
Email: jonesj7@appstate.edu
Cell phone: 828-964-7183

**BRET STRELOW**

Communications Director
Secondary Football Contact
Email: streLOWb@appstate.edu
Cell phone: 828-963-3069

CHASE COLLITON

Email: collitoncj@appstate.edu

ANDREW KORBA

Email: korbaam@appstate.edu

BREE WILLIAMS

Email: williamsb7@appstate.edu

SHANE HARVELL, CHASE FRICK

Student Interns

Mailing Address

App State Strategic Communications
425 Jack Branch Drive
Boone, NC 28608

APP STATE MEDIA SCHEDULE

TUESDAY	WEDNESDAY	THURSDAY	FRIDAY	SATURDAY	SUNDAY
• Practice open (Select interviews after practice via Zoom)	• Practice closed (No interviews)	• Practice open (Select interviews after practice via Zoom) • Mountaineer Talk afterward (no interviews)	• Practice closed (No interviews)	• Practice closed (No interviews)	• Media availability at Brooks Stadium in Conway, S.C.

WHEN REFERENCING APP STATE, PLEASE USE:

- App State
- Appalachian State University
- Mountaineers
- Pronunciation: app-uh-LATCH-in

PLEASE DO NOT USE:

- ASU
- Appy State
- Appy
- Pronunciation: app-uh-LAY-chin

APP STATE OFFICIAL MARKS**Primary (Block A)****Secondary (Victory Yosef)****MEDIA POLICIES/INFORMATION**

During bowl week, App State will have Tuesday, Thursday and Sunday media availabilities.

If you plan to attend one of the midweek practices, communicate those plans and submit specific interview requests to Joey or Bret by 9 a.m. on the day of the practice. If you have more than one person from your organization planning to attend, each name needs to be shared in advance.

No reporters will be allowed on the sidelines, and media members must wear face coverings while watching practice from the stands in a socially distanced manner. **NO VIDEOS OR PHOTOS CAN BE TAKEN DURING PRACTICE.**

Media attending practice are forbidden from reporting (e.g. tweeting, blogging, etc.) on anything until after the post-practice interviews have been conducted. This includes media who leave early.

Post-practice interviews will select coaches and players will be conducted via Zoom.

More information on credentials, pregame media availabilities, lodging and game day media protocols will be shared in the coming days. On Sunday in Conway, S.C., App State is scheduled to have media availability after its team walkthrough.

CLASS OF 2021 SIGNING DAY RECAP

App State assembled another record-setting recruiting class with the addition of 22 newcomers Wednesday on the first day of the December early signing period.

The program's 2021 signing class is ranked first among Sun Belt Conference schools and sixth among Group of 5 schools, according to the 247Sports Composite rankings.

With all 22 December signees earning a three-star rating from 247Sports, the average player rating of 83.08 is also the school's best mark.

"Today was a great day for the future of App State Football," head coach Shawn Clark said. "The players who signed with us today are tough and talented competitors on the field. They are dedicated students in the classroom who come from great families. These young men will help us continue our pursuit of championships into the next few years, and we are excited for them to officially join the App Family."

Only the classes from Cincinnati, Memphis, SMU, UCF and Boise State are rated higher among Group of Five schools as the Mountaineers posted an overall FBS class ranking of 64th, the highest-ranked App State class by 247Sports since the FBS climb and a 21-spot improvement from the program's next-highest ranking of 85th from a year ago. This year's class is ranked 62nd nationally by ESPN.

Eight of the 15 highest-rated App State recruits in the history of the 247Sports rankings are members of this class – Jaden Lindsay (OL), Colston Powers (OL), DC Tabscott (QB), Jordan Favors (DB), Troy Everett (OL), Da'Shawn Brown (WR), Jonathan Streeter (DB) and Dalton Stroman (WR).

In ESPN's rankings, Powers and Lindsay are both listed among the top-25 offensive guard recruits in the country. Michael Hughes is rated the nation's 24th-best kicker, while Andre Goodman is the No. 26 dual-threat quarterback.

Player	Pos.	Ht.	Wt.	Hometown
Kyle Arnholt	LB	6-2	200	Roanoke, Va.
Da'Shawn Brown	WR	6-1	170	York, S.C.
Cole Essek	OL	6-6	240	Tampa, Fla.
Troy Everett	OL	6-3	280	Daleville, Va.
Jordan Favors	DB	5-11	190	Griffin, Ga.
Andre Goodman	QB	6-1	190	Piedmont, S.C.
Michael Hughes	K	6-3	160	Charleston, W.Va.
Justin Isler	DL	6-2	230	Villa Rica, Ga.
David Larkins	TE	6-5	230	North Bend, Ohio
Jaden Lindsay	OL	6-3	285	Winston-Salem, N.C.
Jaquan Lowman	WR	6-1	180	Zellwood, Fla.
Deshawn McKnight	LB	6-3	230	Sumter, S.C.
Travis McNichols	DB	5-8	170	Miami Gardens, Fla.
Trevor Moffitt	LB	6-1	200	Bushnell, Fla.
Colston Powers	OL	6-4	285	Blue Ridge, Va.
Jayden Ramsey	OL	6-6	260	Anderson, S.C.
Jonathan Streeter	DB	5-11	175	Cary, N.C.
Dalton Stroman	WR	6-4	200	Rockingham, N.C.
Caden Sullivan	DB	6-2	195	Inman, S.C.
Coen Sutton	WR	6-2	205	Huntersville, N.C.
DC Tabscott	QB	6-4	200	Franklin, Tenn.
KaRon White	DL	6-2	275	Madison, Ala.

MOST WINS SINCE 2015 (FBS)

1. Clemson	79-6 (.929)
2. Alabama	77-6 (.928)
3. Ohio State	67-7 (.905)
4. Oklahoma	66-12 (.846)
5. App State	62-15 (.805)
6. Georgia	61-17 (.782)

MOST WINS SINCE 2015 (G5)

1. App State	62-15 (.805)
2. Boise State	57-17 (.770)
3. Memphis	54-23 (.701)
4. San Diego State	53-22 (.707)
5. Louisiana Tech	48-27 (.640)

BEST WIN% VS. LEAGUE SINCE 2014

1. Ohio State (Big Ten)	58-4 (.935)
2. Alabama (SEC)	59-5 (.922)
3. Clemson (ACC)	58-5 (.921)
4. Oklahoma (Big 12)	56-10 (.848)
5. App State (Sun Belt)	49-9 (.845)
6. Boise State (MWC)	48-10 (.828)

SUN BELT OVERALL WINS SINCE '14

1. App State	69-20 (.775)
T2. Louisiana	51-37 (.580)
T2. Arkansas State	51-37 (.580)
4. Georgia Southern	49-38 (.563)
5. Troy	48-38 (.558)

WINS VS. SBC TEAMS SINCE '14

1. App State	49-9 (.845)
T2. Arkansas State	38-18 (.679)
T2. Louisiana	38-20 (.655)
4. Georgia Southern	35-21 (.625)
5. Troy	32-23 (.582)

ROAD WINS SINCE 2014

T1. Clemson	29
T1. Boise State	29
T3. App State	28
T3. Oklahoma	28
5. Ohio State	27

DEFENSIVE INTS SINCE 2015

1. App State	101
2. San Diego State	99
3. Alabama	97
4. Clemson	94
5. Iowa	92

YEARS WITH 1,000-YD RUSHER STREAK

1. Boise State	11
T2. App State	8
T2. Ohio State	8
— Streak doesn't include 2020 season	

STORYLINES (CONTINUED FROM PAGE 1)

- **Shawn Clark**, who was App State's OL coach from 2016-19, made his regular-season debut as the Mountaineers' head coach on Sept. 12. He was named head coach on Dec. 13, 2019 — eight days before he led App State to a 31-17 bowl victory against UAB in New Orleans. He served as the offensive coordinator under interim head coach **Mark Ivey** during a 45-13 bowl win against Middle Tennessee in 2018 and was also the assistant head coach on **Eliah Drinkwitz's** staff in 2019.
 - App State will be playing a bowl game against a Conference USA team for the third straight year. In back-to-back New Orleans Bowl appearances, it beat Middle Tennessee in 2018 and UAB in 2019.
 - App State's 62-15 record and 80.5 win percentage since the start of 2015 is No. 5 nationally behind just Clemson (79-6, 92.9%), Alabama (77-6, 92.8%), Ohio State (67-7, 90.5%) and Oklahoma (66-12, 84.6%).
 - This is App State's 36th straight season (seven in the Sun Belt, 29 in the SoCon) with a league record of .500 or better. Among current FBS programs, counting seasons before and after any transitions, it's the longest streak by 14 years — Clemson, Oklahoma and Boise State reached 22 in a row this year.
 - App State seniors **Noah Hannon** (center), **Thomas Hennigan** (receiver), **Caleb Spurlin** (defensive end) and **Xavier Subotsch** (punter) have played in 51 career games. Hannon has started all 51 games that App State has played since he enrolled, and Hennigan has started 50 of 51.
 - The only previous App State offensive or defensive players with at least 50 career starts were CB **Jerome Touchstone** (55 from 2004-07), CB **Justin Woazeah** (54 from 2004-07), OL **Victor Johnson** (51 from 2016-19), LB **D.J. Smith** (50 from 2007-10) and OL **Scott Suttle** (50 from 2004-07). Hannon, Touchstone and Smith are the only App State offensive or defensive players with 50 consecutive starts — **Elias McMurtry** was App State's first-team long snapper for the first 51 games of his career from 2015-18.
 - App State has six team captains this year: seniors **Zac Thomas** (QB), **Noah Hannon** (C), **Thomas Hennigan** (WR), **Demetrius Taylor** (DE), **Elijah Diarrassouba** (DE) and **Shemar-Jean Charles** (CB).
 - Last year, App State became the first Sun Belt team AND the first FBS team in North Carolina history to win 13 games in a season (13-1). Programs in North Carolina have posted an 11-win season at the FBS level a combined 10 times, and App State accounted for three of those in its first six FBS seasons.
 - Of the FBS programs that began playing games in September, App State was the last one to play a conference game. The first two scheduled Sun Belt games against Louisiana (Oct. 7) and Georgia Southern (Oct. 14) were postponed due to COVID-19 positive tests/contact tracing. Going from Sept. 26 to Oct. 22, the 26 days between games beat the previous program record of 21 (four times).
- OFFENSE**
- **Zac Thomas** (31-6 as a starter) is No. 3 in career wins by an App State starting quarterback, behind just **Taylor Lamb** (36-13) and **Armanti Edwards** (42-7).
 - **Zac Thomas'** 68 career TD passes rank third in school history. The top two totals belong to **Taylor Lamb** (90 from 2014-17) and **Armanti Edwards** (74 from 2006-09). Thomas' 6,865 career passing yards rank fourth in school history, and he is No. 4 in school history with 8,132 yards of total offense.
 - App State, Georgia Southern and Army are the only FBS teams with 100-yard rushing games from five different players this year. The Mountaineers' quintet is made up of RBs **Cameron Peoples**, **Nate Noel**, **Marcus Williams Jr.** and **Daetrich Harrington** (injured), plus QB **Zac Thomas**.
 - With four straight starts, RB **Cameron Peoples** made his first career start at Coastal Carolina and set career highs for carries (27) and rushing yards (178), then had a 63-yard TD run on his second carry of a 10-rush, 95-yard game against Troy, 99 yards against Louisiana and 69 more against Georgia Southern. He leads the team with 807 rushing yards — **Daetrich Harrington** (595 yards) was the team leader in early November, but he has missed the last five games because of injury.
 - **Cameron Peoples** has been named to the watch list for the Mayo Clinic Comeback Player of the Year Award. He suffered a season-ending knee injury during a 17-yard run in the 2019 opener, after he had rushed for a 63-yard touchdown as a redshirting true freshman in the 2018 bowl game.
 - **Marcus Williams Jr.**, **Daetrich Harrington** and **Cameron Peoples** entered this season as backs with legit experience, but they've combined to miss 10 games this season. True freshman **Nate Noel** has been the primary backup in the last four games, recording 48 carries for 301 yards in that stretch with 12 carries for 80 yards against Troy, a 33-yard TD as part of a 12-carry, 72-yard game vs. Louisiana and a fourth-quarter TD run of 70 yards in a 13-carry, 103-yard showing at Georgia Southern.
 - **Thomas Hennigan** ranks No. 4 in school history with 2,256 career receiving yards and also No. 4 with 180 career catches. He is tied for No. 5 with 17 career TD catches.
 - The Mountaineers have an FBS-leading 169 career starts from their offensive line. App State has rushed for at least 300 yards in four games, and its 243.6 season average is No. 9 nationally (or No. 5 among FBS teams with more than five games played this year).

2020 TEAM STATS COMPARISON

APP STATE	OPPONENTS	CATEGORY	NORTH TEXAS	OPPONENTS
350	212	Points	316	372
31.8	19.3	Points Per Game	35.1	41.3
506-2,679	389-1,588	Rushing Attempts-Yards	385-2,072	402-2,192
243.5	144.4	Rushing Yards Per Game	230.2	243.6
5.3	4.1	Yards Per Rush	5.4	5.5
2,109	1,868	Passing Yards	2,563	2,393
191.7	169.8	Passing Yards Per Game	284.8	265.9
181-283-11	146-314-14	Pass Completions-Attempts-INTs	163-299-8	186-294-7
435.3	314.2	Total Offense Per Game	515.0	509.4
16-6	18-3	Fumbles-Lost	9-6	11-2
76-713	57-549	Penalties-Yards	59-445	56-430
13-19	12-13	Field Goals Made-Attempted	8-14	7-13
33-42.0	53-42.3	Punts-Avg.	32-43.7	36-41.4

STORYLINES (CONTINUED FROM PAGE 3)

- App State returned four of five starters from the 2019 line (including seniors **Noah Hannon**, **Baer Hunter** and **Ryan Neuzil** to go with sophomore **Cooper Hodges**), and another senior (**Cole Garrison**) started the first 10 games as a tackle for first-year line coach **Nic Cardwell** before giving way to **Anderson Hardy** in the regular-season finale. Cardwell, who played tight end at App State, was on the Mountaineers' staff from 2008-14 and 2017-18. Hannon (C), Hunter (RG) and Neuzil (LG) are the highest-graded Sun Belt players at their positions, according to PFF College.
- Daetrich Harrington** was leading the Sun Belt in rushing yards per game (99.2) and rushing touchdowns (seven) through App State's first six games. **Marcus Williams Jr.** started the season opener before missing the next two games, and he's also missed two of the last four games.
- In breaking down the 100-yard rushing games, **Daetrich Harrington** (211 yards) and **Nate Noel** (131) reached the century mark vs. Campbell after **Marcus Williams Jr.** (117) and **Cameron Peoples** (102) did the same thing vs. Charlotte. Williams and Peoples didn't play vs. Campbell, and Harrington followed the Campbell game with 137 yards vs. Arkansas State. At ULM, with **Zac Thomas** rushing for 109 yards, Williams had 103, and Harrington rushed for 113 at Texas State.
- Despite being behind talented backs like **Marcus Cox**, **Jalin Moore** and **Darrynton Evans** earlier in his career, **Marcus Williams Jr.** entered 2020 as one of three active Sun Belt players with at least 500 rushing yards in each of the last three seasons, including 652 yards in 2019.
- First-year offensive coordinator **Tony Petersen** often says it's App State's offense, not his offense. The Mountaineers have had a 1,000-yard rusher in each of the last eight seasons — a streak that trails only the 11 straight years from Boise State. **Darrynton Evans** rushed for 1,480 yards in 2019.
- App State seniors **Thomas Hennigan**, **Malik Williams** and **Jalen Virgil** rank No. 2, No. 7 and No. 12 among the active Sun Belt receivers with at least 1,000 career receiving yards.
- The end of the regular season marked a welcomed return to health for **Jalen Virgil**, a track standout (100 meters in 10.29 seconds as a late addition to the track team in the spring of 2018) listed at No. 3 overall and No. 1 among offensive players on The Athletic's "Freaks List" for 2020. His 171 all-purpose yards against Georgia Southern included a go-ahead, 100-yard kickoff return in the fourth quarter, a 16-yard touchdown in the second quarter and a diving, 33-yard catch to set up App State's final points. Virgil has produced nine plays of more than 40 yards in his career.
- Malik Williams** had caught 13 passes for a team-leading 252 yards over a three-game stretch leading up to a rain-soaked game against Louisiana, with a career-high 113 yards on seven catches against Troy following games in which he had a 62-yard catch against Coastal Carolina and a 55-yard catch against Georgia State. Those are the two longest receptions of Williams' career.
- Starting defensive end and short-yardage fullback/H-back **Caleb Spurlin** is the only FBS player with multiple sacks (2.5) and receiving touchdowns (two) this season. A former walk-on who has played in 50 games, he had a 1-yard TD reception at Texas State and a 2-yard TD reception against Troy.
- Redshirt freshman **Christian Wells**, who made his first career start against Arkansas State on Oct. 22, had TD catches covering 46 and 20 yards in a three-reception, 80-yard performance. He followed that up with a 37-yard touchdown at ULM on Oct. 31 and caught another TD pass at Coastal Carolina.

DEFENSE

- App State is allowing 19.3 points per game. Remove two pick-six TDs and a kickoff return for a TD against the Mountaineers, and App State's defense is responsible for allowing 17.4 points per game.
- Shemar Jean-Charles** and **Shaun Jolly** form the nation's No. 1 FBS cornerback duo, according to PFF College, and fellow CB **Steven Jones** returned an interception 34 yards for a touchdown against Troy. Jean-Charles, whose 16 PBUs and 17 passes defended lead the nation, has been named ESPN's No. 3 breakout player in 2020 (behind BYU QB **Zach Wilson** and Alabama QB **Mac Jones**).

APP STATE IN THE NFL

Eleven App State alums participated in NFL training camps or have been on rosters this fall.

RONALD BLAIR | DL | San Francisco 49ers+
 AKEEM DAVIS-GAITHER | LB | Cincinnati Bengals*
 DARRYNTON EVANS | RB | Tennessee Titans
 JORDAN FEHR | LB | Minnesota Vikings
 COLBY GOSSETT | OL | Cleveland Browns%
 TAE HAYES | CB | Minnesota Vikings*
 DANIEL KILGORE | OL | Kansas City Chiefs*
 KENDALL LAMM | OL | Cleveland Browns*
 SAM MARTIN | P/KO | Denver Broncos*
 DOUG MIDDLETON | S | Jacksonville Jaguars*
 JOSH THOMAS | S | Buffalo Bills*

* On Active Roster or Practice Squad
 + PUP List/Injured Reserve
 % Opted Out Of 2020 Season

APP STATE AT A GLANCE

- APP STATE** is named among the best colleges in the Southeast for 2021 by The Princeton Review.
- APP STATE** ranks among the top 30% of four-year U.S. colleges/universities in Money.com's 2020-21 Best Colleges for Your Money.
- APP STATE** has placed among the top 15 public and private Southern universities since U.S. News & World Report's Best Colleges rankings were first published annually in 1987.
- BOONE, N.C.**, ranked No. 15 overall (and No. 1 among Group of Five Conference program towns/cities) on the Top 100 College Football Towns of America Countdown.
- APP STATE'S** notable alums include country music stars Luke Combs (CMA's 2020 Male Vocalist of the Year and Album of the Year) and Eric Church (CMA's 2020 Entertainer of the Year), as well as author Stephen Dubner.

APP STATE AT A GLANCE

- 3.25 cumulative GPA (school record) for student-athletes after the 2019-20 year
- 3.0 GPA for 16 straight semesters
- 10 teams achieved a team single-year APR score of 1,000 from NCAA
- More than 14,000 hours in the community by App State student-athletes ranked second-most in the nation by Helper Helper
- Every program ended the 2020 spring semester with over a 3.3 GPA, including 12 teams with over a 3.5 GPA
- Led the Sun Belt with five teams receiving NCAA Public Recognition Awards

SUN BELT STANDINGS/SCHEDULE**East Division**

Team	League	Overall
Coastal Carolina	8-0	11-0
App State	6-2	8-3
Georgia State	4-4	5-4
Georgia Southern	4-4	7-5
Troy	3-4	5-6

West Division

Team	League	Overall
Louisiana	7-1	9-1
South Alabama	3-5	4-7
Texas State	2-6	2-10
Arkansas State	2-6	4-7
ULM	0-7	0-10

All Times ET**Saturday's championship game**

Louisiana at Coastal Carolina, Canceled

Bowl games**Monday, Dec. 21**

App State vs. North Texas (Myrtle Beach), 2:30

Wednesday, Dec. 23

Ga. Southern vs. La. Tech (New Orleans), 4:30

Saturday, Dec. 26

Ga. State vs. WKU (LendingTree, Mobile), 3:30

2020 TRENDS**App State's Record in ...**

September	2-1
October	2-0
November	3-1
December	1-1

App State's Non-League Record ...

At Home	2-0
On the road	0-1

App State's Conference Record ...

At Home	3-1
On the road	3-1

App State's Record in Games ...

Decided by 1-3 points	0-1
4-7 points	1-0
8-10 points	1-1
11-19 points	2-1
20-29 points	2-0
30+ points	2-0

App State's Record When Scoring ...

10 or fewer points	0-1
11-19 points	1-0
20-29 points	0-2
30+ points	7-0

App State's Record When Allowing ...

10 or fewer points	1-0
11-19 points	4-1
20-29 points	3-1
30+ points	0-1

App State's Record in Games ...

During the day	6-2
At night	2-1
Scoring first	3-2
Opponent scores first	5-1
Leading after 1st quarter	4-2
Trailing after 1st quarter	3-0
Tied after 1st quarter	1-1
Leading at halftime	6-2
Trailing at halftime	2-1
Tied at Half	0-0
Leading after 3rd quarter	6-0
Trailing after 3rd quarter	0-3
Tied after 3rd quarter	2-0
100-yard rusher	6-1
100-yard receiver	2-0
300-yard passer	0-0

STORYLINES (CONTINUED FROM PAGE 4)

- App State has 14 interceptions this season (tied for No. 3 nationally), led by four from **Brendan Harrington** (outside linebacker) and three more from **Ryan Huff** (safety).
- App State is No. 1 in the nation with 101 interceptions since the start of 2015 — San Diego State has 99 — and the Mountaineers rank No. 4 overall in 2020 with a pass efficiency defense rating of 98.4.
- Shaun Jolly**, PFF College's highest-graded returning Group of Five defender, was named a preseason All-American by seven publications after intercepting five passes (with two pick-six TDs) in 2019.
- Demetrius Taylor** has 19.5 career sacks, including 6.0 in eight Sun Belt games this season: 2.0 vs. Arkansas State, 1.0 at Texas State, 1.5 vs. Georgia State and 1.5 vs. Coastal Carolina. He has 8.5 TFLs in the last five games and has moved up to 10th place on the all-time sacks list for App State.
- Going into last weekend, **Demetrius Taylor's** pressure rate on pass rush snaps of 15.7% led the Sun Belt and ranked second among G5 players after UAB's Jordan Smith (18.9).
- Following the departures of 2019 leading tacklers **Akeem Davis-Gaither** (OLB drafted in the fourth round by the Bengals) and **Jordan Fehr** (ILB who spent time in camp with the Vikings), ILB **Trey Cobb** has 79 tackles in eight games and 8.5 tackles for loss this season. ILB **D'Marco Jackson** is second on the team with 76 tackles and was named PFF College's National Defensive MVP of the Week after recording nine tackles, one sack, two TFLs, two PBUs and one fumble recovery vs. Georgia State.
- For the year, **D'Marco Jackson** also has two interceptions, six PBUs, four QB hurries and 4.5 TFLs. In App State's eight league games, he totaled 56 tackles, 4.5 tackles for loss, two interceptions, five PBUs, 1.5 sacks and one fumble recovery.
- OLB **Brendan Harrington**, a high school DB who is starting in **Akeem Davis-Gaither's** old spot, has picked off four passes, scored on a 49-yard return at Texas State and broken up five more passes.
- Several seniors have emerged for the Mountaineers. **Kaiden Smith**, a first-year starter at safety, is No. 3 on the team with 64 stops, including a game-high 12 at Georgia Southern in the regular-season finale. OLB **Tim Frizzell** totaled 2.5 sacks in the first two league games and has made five of his six career starts in the last seven games. DE **Caleb Spurlin**, a first-year starter and former walk-on, has 2.5 sacks this year, and he even has a pair of goal-line TD catches in an H-back/fullback role.
- Jerry Moore** is App State's winningest head coach with a 215-87 record in 24 seasons. In 24 years as an App State assistant, many alongside Moore, defensive coordinator **Dale Jones** has been part of 220 wins. He coached at Louisville with **Scott Satterfield** in 2019 following a 23-year run at App State, where he was the defensive coordinator from 2010-12 and co-defensive coordinator in 2018.
- Safeties coach **Mark DeBastiani** coached defensive tackles at App State from 1995-96, when **Shawn Clark** was a player in Boone, and cornerbacks coach **James Rowe** worked with DeBastiani at Florida in 2015. Defensive line coach **Robert Nunn** was the head coach at Georgia Military College with **Dale Jones** working as his defensive coordinator from 1992-95, and Nunn spent the previous 19 seasons in the NFL, notably winning a Super Bowl ring as the Giants' defensive line coach to conclude the 2011 season. **Cortney Braswell** spent last season at Louisville with Jones and learned from him when he was a high school head coach bringing teams to Boone for summer camps.
- Cornerbacks coach **James Rowe** is one of 56 candidates nationally for the Broyles Award, which honors college football's top assistant coaches. The Mountaineers lead the nation in passes defended (70 counting 14 interceptions) and lowest completion percentage allowed (46.6).
- Outside linebackers coach **Cortney Braswell** has been selected to the American Football Coaches Association's 35 Under 35 Coaches Leadership Institute. In addition to the on-field success, the 33-year-old Braswell is also the co-chair of App State's Strategic Diversity and Inclusion Committee.

SPECIAL TEAMS

- With 10 kickoff returns over the last two seasons, **Jalen Virgil** scored on a 100-yard return at Georgia Southern in the regular-season finale and had a 57-yard return that set up App State's final touchdown in a 20-15 win at South Carolina in 2019. The Georgia Southern touchdown was the first time in program history that App State had a fourth-quarter kickoff return erase a deficit.
- Assistant **Brian Haines** arrived from Ohio and directs a unit with returning starters at kicker (**Chandler Staton**), punter (**Xavier Subotsch**), long snapper (**Christian Johnstone**) and holder (**Clayton Howell**).
- Chandler Staton** is the Sun Belt's career scoring leader with 323 points. In the school record books, he is No. 5 in points, No. 2 in field goals made (44) and is No. 2 in extra points made (207).
- Xavier Subotsch**, a candidate for the Ray Guy Award, ranks No. 2 in the Sun Belt in net punting average (40.9). With only 15 of his 32 punts being returned, App State has allowed only 27 return yards this season. The averages of yards allowed per return (1.69) and punt return yards allowed per game (2.5) lead the Sun Belt while also ranking in the top 25 nationally.

SHAWN CLARK

Less than four years after coming back to Boone to coach at his beloved alma mater, Shawn Clark not only became App State's head coach, but he began his tenure with a record-breaking bowl win and is 9-3 overall in that role.

Clark was hired as the 22nd head football coach in App State history on Dec. 13, 2019.

His five-year contract runs through the 2024 season, and he made his official head coaching debut while leading the Mountaineers to a 31-17 victory against UAB in the 2019 R+L Carriers New Orleans Bowl eight days after his introductory press conference. Ranked 18th in the final Amway Coaches Poll of the season, App State went 13-1 to become the first Sun Belt team and the first FBS team from North Carolina to win 13 games in a season.

Clark has helped lead record-setting runs to conference titles and bowl victories, not just at App State, where he played from 1994-98 and had served as an assistant since 2016, but also in four other leagues during his two decades of college coaching experience.

Working for championship-winning programs at Louisville and Eastern Kentucky before being part of a bowl win for Big Ten member Purdue and coaching at Kent State, Clark has also been a vital part of App State's historic FBS success.

Overseeing talented, hard-working offensive lines, he followed a December 2018 coaching change involving college teammate Scott Satterfield's departure for Louisville by excelling as an aggressive offensive play-caller in a 45-13 bowl victory against Middle Tennessee. With valuable experience at his disposal, Clark was promoted to assistant head coach before the 2019 season with Eliah Drinkwitz in his first year as a college head coach.

In each of Clark's four seasons coaching App State's offensive line, with the Mountaineers earning four straight Sun Belt Conference titles while compiling a 43-10 record in that span, the line ranked in the top 25 nationally in both rushing yards per game and fewest sacks allowed. The unit was recognized by the Joe Moore Award as one of the nation's top 15 offensive lines in 2018 and 2019, and all five starters on the 2019 line received All-Sun Belt Conference recognition.

An offensive lineman in college, Clark was a two-time All-American (1996 and 1998) and three-time all-conference selection (1995, 1996, 1998) for teams that went a combined 45-16 during his first five years in Boone. In fact, as a player during the 12-0 start in 1995 and a coach for the 2019 team that has set a single-season record for wins by an FBS program in the state of North Carolina, Clark has been part of the two App State teams to post 11 regular-season victories.

Clark graduated from App State with a bachelor's degree in criminal justice in 1998 and earned a master's in education from Louisville in 2003.

His wife, Jonelle, was a standout softball student-athlete at Eastern Kentucky and was inducted into ECU's Athletics Hall of Fame in 2008. The Clarks have two children: a daughter, Giana, and a son, Braxton.

Clark began his college coaching career at Louisville in 2001 and has been part of six teams that won at least nine games.

In 2016, the Mountaineers led the Sun Belt in rushing offense (250.9 yards per game to rank No. 10 nationally as well as No. 2 in Sun Belt history) and ranked 16th nationally in sacks allowed. The Mountaineers led the Sun Belt in both rushing yards and fewest sacks in 2017, as they allowed only eight sacks (No. 2 nationally) and averaged 223.6 rushing yards per game to rank 22nd nationally.

The 2018 team ranked 14th nationally in rushing yards per game (240.3) and 20th nationally with only 18 sacks allowed. Vic Johnson was the only senior starter on an offensive line that helped the 2019 team rank 16th nationally at 231.4 rushing yards per game and tied for 17th with only 18 sacks allowed.

By defeating Louisiana in the 2019 Sun Belt Championship Game, App State joined Clemson and Oklahoma as the only FBS programs with an active streak of at least four straight league titles.



COACH CLARK AT A GLANCE

Name	Shawn Clark
Birthdate	Aug. 16, 1975
Hometown	Charleston, W. Va.
High School	George Washington
College	App State, 1998
.....	(B.S., criminal justice)
Wife:	Jonelle (Csora)
Children:	Giana, Braxton
Twitter	@coach_sclark

YEARS AS A PLAYER (OFFENSIVE GUARD)

Year	Record	Honors
1994:	9-4	True freshman starter
1995:	12-1 (SoCon champs)	All-SoCon
1996:	7-4	All-SoCon, Third-team All-American
1997:	7-4	Redshirted
1998:	10-3	All-SoCon, First-team All-American

YEARS AS A COACH

2001-02:	Louisville (Graduate Assistant)
2003-08:	Eastern Kentucky (Offensive Line)
2009-12:	Purdue (Offensive Line)
2013-15:	Kent State (Offensive Line)
2016-18:	App State (Co-Offensive Coordinator/OL)
2019:	App State (Assistant Head Coach/OL)
2020-present:	App State (Head Coach)

ASSISTANT COACH AT APP STATE

Year	Overall	League (Finish)	Bowl (W/L)
2016	10-3	7-1 (T-1st)	Camellia (W)
2017	9-4	7-1 (T-1st)	Dollar General (W)
2018	11-2	7-1 (1st, SBC title game win)	New Orleans (W)
2019	13-1	7-1 (1st, SBC title game win)	New Orleans (W)

APP STATE COACHING STAFF TV CHART/GAME DAY LOCATIONS

ON THE SIDELINES



SHAWN CLARK
Head Coach



DALE JONES
Def. Coordinator/
Inside LBs



CORTNEY BRASWELL
Outside
Linebackers



NIC CARDWELL
Offensive
Line



BRIAN HAINES
Special Teams/
Running Backs



ROBERT NUNN
Defensive
Line



JAMES ROWE
Cornerbacks



PAT WASHINGTON
Wide Receivers



JUSTIN WATTS
Tight Ends/
Recruiting Coord.

IN THE BOOTH



TONY PETERSEN
Off. Coordinator/
QBs



MARK DEBASTIANI
Safeties

FOOTBALL STAFF

Head Coach (Alma Mater)	Shawn Clark (App State, 1998)
Defensive Coordinator/Inside LBs	Dale Jones (Tennessee, 1988)
Offensive Coordinator/QBs	Tony Petersen (Marshall, 1990)
Outside Linebackers	Cortney Braswell (Dalton State, 2013)
Offensive Line	Nic Cardwell (App State, 2008)
Safeties	Mark DeBastiani (Shepherd, 1993)
Special Teams Coordinator/RBs	Brian Haines (Marietta, 2004)
Defensive Line	Robert Nunn (Oklahoma State, 1988)
Cornerbacks	James Rowe (South Florida, 2009)
Wide Receivers	Pat Washington (Auburn, 1987)
Tight Ends/Recruiting Coordinator	Justin Watts (Clemson, 2000)
Director of Athletic Performance	Brad Bielaniec
Assistant Director of Athletic Performance	Marcus Jones
Associate A.D./Football Operations	Nolan Jones
Senior Assistant to the Head Coach	Lance Ware
Director of Player Personnel	Andrew Blaylock
Football Athletic Trainer	Zach Parker
Offensive Quality Control	Robert Kugler
Defensive Quality Control	Trey Money
Defensive Quality Control	Anthony Shakir
Graduate Assistant (Offense)	Darnell Laws
Graduate Assistant (Defense)	John Law
Director of Video Operations	George Claiborne
Student-Athlete Leadership	Reggie Hunt
Student Life Coordinator	J.R. Reese

GENERAL INFORMATION

Name	Appalachian State University (App State)
Location	Boone, N.C.
Founded	1899
Enrollment	20,023
Conference	Sun Belt
Affiliation	NCAA Division I Football Bowl Subdivision
Nickname	Mountaineers
Colors	Black and Gold
Mascot	Yosef
Marching Band	Marching Mountaineers
Chancellor	Dr. Sheri N. Everts (Nebraska, 1980)
Athletics Director	Doug Gillin (SUNY Cortland, 1991)
Faculty Athletics Representative	Rene Salinas
Game Operations Director	John Welch
Stadium	Kidd Brewer
Capacity	30,000
Surface	FieldTurf
Football Office Phone	828-262-2501
Ticket Office Phone	828-262-2079
Athletics Website	appstatesports.com
Athletics Twitter	@appstatesports
Football Twitter	@AppState_FB
Athletics Instagram	@appstatesports
Football Instagram	@appstate_fb
Athletics Facebook	facebook.com/appstatesports
Football Facebook	facebook.com/AppStateFootball

FOOTBALL HISTORY

First Year	1928
All-Time Record	637-341-28 (91st season)
Conference Championships	22
North State Conference (6)	1931, '37, '39, '48, '50, '54
Southern Conference (12)	1986, '87, '91, '95, '99, '05, '06, '07, '08, '09, '10, '12
Sun Belt Conference (4)	2016, '17, '18, '19
NCAA Bowl Games	5
Years	2015, '16, '17, '18, '19
Record	5-0
Most Recent	2019 New Orleans Bowl (App State 31, UAB 17)
NCAA Division I FCS Playoff Appearances	20
Years	1986, '87, '89, '91, '92, '94, '95, '98, '99, '00, '01, '02, '05, '06, '07, '08, '09, '10, '11, '12
NCAA Division I FCS National Championships	3
Years	2005, '06, '07
NAIA Bowl Games	9
Record	3-6
Years	1937, '38, '48, '49, '50 (2), '54 (2), '55
All-Americans	88
Academic All-Americans	6

TEAM INFORMATION

2019 Record	13-1
2019 Sun Belt Conference Record/Finish	7-1/1st (Title game win)
2019 Final AP Ranking	No. 19
2019 Final Coaches Poll Ranking	No. 18
Basic Offense	Pro Tempo
Basic Defense	3-4
Players Returning/Lost	64/18
Offense	26/9
Defense	34/8
Specialists	4/1
Starters Returning/Lost	12/10
Offense	7/4
Defense	5/6
Specialists	4/0



ZAC THOMAS

#12 | SENIOR | QB | 6-1 | 210 | TRUSSVILLE, ALA.

- No. 2 nationally for active QB wins behind only Clemson QB Trevor Lawrence's 34 thanks to 31-6 record as a starter (played only one series at Georgia Southern in 2018 and missed game after that)
- With his 31-6 record, has the third-most wins as an App State starter, behind Taylor Lamb (36-13) and Armanti Edwards (42-7)
- Sun Belt's Preseason Offensive Player of the Year for 2020 after winning the postseason award in 2018 and accounting for 35 total touchdowns (28 passing) in 2019
- Tied career high of four TD passes vs. Arkansas State on Oct. 22 and had four more against Troy on Nov. 28
- No. 3 in school history with 68 career TD passes, No. 4 with 6,865 passing yards and No. 5 in TD responsibility (87)

THOMAS BY THE NUMBERS

2017	Comp.	Att.	Int.	Yards	TD	Long	Rush	Yards	TD	Long
at Georgia	3	5	0	20	0	10	1	13	0	13
Savannah State	3	5	0	13	0	14	5	19	0	18
Louisiana	0	0	0	0	0	0	2	13	0	7
vs. Toledo	0	0	0	0	0	0	0	0	0	0
2017 TOTALS	6	10	0	33	0	14	8	45	0	18

2018	Comp.	Att.	Int.	Yards	TD	Long	Rush	Yards	TD	Long
at Penn State	25	38	1	270	2	39	15	43	1	22
at Charlotte	14	14	0	295	3	90	8	29	1	9
Gardner-Webb	11	15	0	185	1	64	4	8	1	14
South Alabama	8	18	2	146	2	44	6	77	2	54
at Arkansas St.	12	27	0	144	2	41	5	76	1	62
Louisiana	10	20	1	106	1	26	5	43	0	14
at Ga. Southern	1	1	0	-1	0	0	1	5	0	5
at Coastal Carolina	— DNP —									
at Texas State	25	36	0	247	2	43	11	76	0	16
Georgia State	20	24	0	282	3	40	7	27	1	24
Troy	12	24	0	113	2	16	11	33	1	10
Louisiana (SBC)	6	13	0	75	0	34	9	59	2	35
vs. MTSU	15	24	2	177	3	35	9	28	0	13
2018 TOTALS	159	254	6	2,039	21	90	92	504	10	62

2019	Comp.	Att.	Int.	Yards	TD	Long	Rush	Yards	TD	Long
ETSU	16	24	0	150	2	31	5	32	1	27
Charlotte	14	20	0	182	3	73	10	4	0	10
at North Carolina	20	29	1	224	0	43	6	57	0	50
Coastal Carolina	19	23	1	246	2	55	6	10	0	7
at Louisiana	11	17	0	147	0	47	15	63	2	27
ULM	18	30	1	214	3	54	6	58	1	32
at South Alabama	16	28	0	132	1	19	6	42	0	29
Georgia Southern	25	51	0	271	3	29	5	37	0	22
at South Carolina	9	15	1	105	0	24	9	-7	1	9
at Georgia State	19	31	1	256	4	50	6	52	1	31
Texas State	8	16	0	174	2	60	6	28	0	11
at Troy	28	34	1	326	4	44	2	11	1	6
Louisiana (SBC)	9	17	0	149	2	58	13	25	0	25
vs. UAB	13	24	0	142	2	32	9	28	0	11
2019 TOTALS	225	359	6	2,718	28	73	104	440	7	50

2020	Comp.	Att.	Int.	Yards	TD	Long	Rush	Yards	TD	Long
Charlotte	14	21	1	204	1	51	7	32	0	13
at Marshall	22	38	1	268	1	41	9	9	0	9
Campbell	12	18	0	131	0	39	3	6	1	10
Arkansas State	16	23	1	216	4	46	7	82	1	60
at ULM	13	18	1	152	2	37	11	109	0	24
at Texas State	18	27	0	168	3	32	6	1	0	3
Georgia State	16	22	1	146	1	55	11	36	0	16
at Coastal Carolina	17	29	3	211	1	62	8	-20	0	8
Troy	22	29	0	279	4	54	5	18	0	14
Louisiana	10	21	2	92	0	16	8	1	0	8
at Ga. Southern	18	29	1	208	2	33	11	4	0	20
2020 TOTALS	179	275	11	2,075	19	62	86	277	2	60

CAREER TOTALS	568	898	23	6,865	68	90	285	1,267	19	62
----------------------	------------	------------	-----------	--------------	-----------	-----------	------------	--------------	-----------	-----------



APP STATE CAREER PASSING TDs

TDs	Player	Years
90	Taylor Lamb	2014-17
74	Armanti Edwards	2006-09
68	Zac Thomas	2017-20

APP STATE CAREER PASSING YARDS

Yards	Player	Comp-Att	Years
10,392	Armanti Edwards	768-1,180	2006-09
9,786	Taylor Lamb	754-1,240	2014-17
7,759	Richie Williams	589-947	2002-05
6,865	Zac Thomas	568-898	2017-20

APP STATE CAREER TD RESPONSIBILITY

TDs	Player	Years
139	Armanti Edwards	2006-09
113	Taylor Lamb	2014-17
87	Zac Thomas	2017-20

APP STATE CAREER TOTAL OFFENSE

Yards	Player	Attempts	Years
14,753	Armanti Edwards	1,935 att.	2006-09
11,794	Taylor Lamb	1,570 att.	2014-17
9,370	Richie Williams	1,411 att.	2002-05
8,132	Zac Thomas	1,183 att.	2017-20

SHEMAR JEAN-CHARLES

#8 | SENIOR | CB | 5-11 | 190 | MIRAMAR, FLA.

- Semifinalist for the Bednarik Award (nation's top defender) and Thorpe Award (nation's top defensive back)
- FBS leader with 16 PBUs and 17 passes defended (with one INT at Texas State) while ranking No. 2 in passes defended per game at 1.55 (Maryland's Tarheeb Still is at 2.0 in four games)
- ESPN's No. 3 breakout player in 2020 (behind BYU QB Zach Wilson and Alabama QB Mac Jones)
- With Jean-Charles at No. 3 overall and Shaun Jolly also ranking highly, named part of the best CB tandem in college by PFF College, as App State has an FBS-leading 70 passes defended
- According to PFF, second in the FBS in yards per coverage snap allowed on the outside heading into last weekend
- Grade-based PFF College site named Jean-Charles its national Defensive MVP of the Week after he recorded a career-high four pass breakups, eight tackles and one forced fumble vs. Charlotte
- Tied for No. 4 among active FBS players currently playing this fall with 31 career PBUs (among 33 passes defended, which is tied for eighth place)



SHAUN JOLLY

#3 | JUNIOR | CB | 5-9 | 180 | STONE MOUNTAIN, GA.

- Preseason All-American via Walter Camp (first team), USA TODAY Sports (second team), CBS Sports (second team), Sporting News (second team), Street and Smith (second team), PFF College (third team) and Phil Steele (fourth team)
- With Shemar Jean-Charles at No. 3 overall and Jolly also ranking highly, named part of the best CB tandem in college football by PFF College, as App State has an FBS-leading 70 passes defended
- Allowed fewer than 30 yards in coverage in four of first five games
- Career-high nine tackles vs. Arkansas State as App State held Red Wolves to no passing TDs and 17 points (21.2 below average)
- Highest-graded returning Group of Five defender via PFF College after his 91.7 in 2019 tied LSU's Derek Stingley Jr. for No. 1 among 496 qualifying FBS cornerbacks
- Preseason watch list for Nagurski Trophy and Bednarik Award
- In first season as a starter, recorded five INTs to tie for the Sun Belt lead and tied for first place nationally with two pick-six TDs



PAVING THE WAY

- Ranked the No. 7 FBS offensive line by PFF College (was as high as No. 3)
- In 2018 and 2019, recognized as a top-15 line by the Joe Moore Award
- In its first six FBS seasons, App State ranked in the top 25 nationally in both rushing yards per game and fewest sacks allowed
- App State returned four of five starters in C **Noah Hannon (Rimington Trophy candidate pictured right)**, LG **Ryan Neuzil**, RG **Baer Hunter** and RT **Cooper Hodges**. OT **Cole Garrison** has played in 47 career games, and **Anderson Hardy** has made two starts at LT this year, including last weekend
- The five starters for most of the season have combined for 215 games and 167 starts, including 51 straight by Hannon, 43 straight by Neuzil and 31 straight by Hunter
- The 169 combined starts by App State linemen rank No. 1 nationally
- Hannon, Hunter and Neuzil are the highest-graded Sun Belt players at their positions, according to PFF College
- Outland Trophy watch list includes Hunter and Hannon, whom PFF ranked as a top-10 center nationally in Wins Above Average in 2019 and 2018
- Garrison, a nominee for the Campbell Trophy that goes to the nation's top football scholar-athlete, has been accepted into UAB's medical school



APP STATE CAREER STARTS (OFF/DEF)

55*	Jerome Touchstone	CB	2004-07
54	Justin Woazeah	CB	2004-07
51	Victor Johnson (FBS)	OL	2016-19
51*	Noah Hannon (FBS)	OL	2017-20
50*	D.J. Smith	LB	2007-10
50	Thomas Hennigan (FBS)	WR	2017-20
50	Scott Suttle	OL	2004-07

* At least 50 consecutive starts



THOMAS HENNIGAN

#5 | SENIOR | WR | 6-1 | 210 | GREENSBORO, N.C.

- No. 4 in school history with 180 career catches (No. 3 is 200), No. 4 with 2,256 receiving yards (No. 3 is 2,960) and tied for No. 5 with 17 TD receptions (No. 4 is 22)
- Sun Belt's "Best Hands" from Street and Smith — 13 contested catches in 2019

BY THE NUMBERS

2017	Rec	Yds	Long	TD	PR	Yds	Long	TD
at Georgia	4	28	9	0	0	0	0	0
Savannah State	2	17	9	0	4	18	7	0
at Texas State	6	57	11	1	2	8	5	0
Wake Forest	5	74	35	0	3	37	35	0
New Mex. St.	6	66	27	1	2	8	7	0
at Idaho	5	26	8	0	1	3	3	0
Coastal	4	61	24	0	2	7	6	0
at UMass	2	10	9	1	1	21	21	0
at ULM	4	67	31	0	0	0	0	0
Ga. Southern	1	51	51	0	0	0	0	0
Georgia State	0	0	0	0	0	0	0	0
Louisiana	5	99	42	4	0	0	0	0
vs. Toledo	1	29	29	0	0	0	0	0
TOTALS	45	585	51	7	15	102	35	0

2018	Rec	Yds	Long	TD	PR	Yds	Long	TD
at Penn State	4	28	14	0	0	0	0	0
at Charlotte	2	18	13	0	2	55	59	1
Gardner-Webb	2	39	31	0	0	0	0	0
South Alabama	4	65	31	0	0	0	0	0
at Arkansas State	1	7	7	0	0	0	0	0
Louisiana	2	8	6	0	0	0	0	0
at Ga. Southern	3	28	18	0	0	0	0	0
at Coastal	0	0	0	0	1	20	20	0
at Texas State	2	13	8	0	1	6	6	0
Georgia State	4	60	33	0	0	0	0	0
Troy	2	16	9	0	0	0	0	0
Louisiana (SBC)	0	0	0	0	0	0	0	0
vs. MTSU	3	45	30	1	0	0	0	0
TOTALS	29	327	33	1	4	81	59	1

2019	Rec	Yds	Long	TD	PR	Yds	Long	TD
ETSU	7	79	31	1	2	15	14	0
Charlotte	3	17	7	1	1	14	14	0
at UNC	6	90	35	0	0	0	0	0
Coastal	5	89	55	0	2	37	25	0
at Louisiana	4	30	12	0	1	-1	-1	0
ULM	2	11	6	1	2	14	14	0
at So. Alabama	6	58	19	1	2	39	20	0
at Ga. State	2	14	10	0	4	34	17	0
Texas State	2	70	60	0	2	5	6	0
at Troy	11	140	43	0	0	0	0	0
Louisiana (SBC)	4	50	15	0	0	0	0	0
UAB	3	50	27	2	1	4	4	0
TOTALS	61	773	60	6	21	161	25	0

2020	Rec	Yds	Long	TD	PR	Yds	Long	TD
Charlotte	5	120	51	1	2	1	1	0
at Marshall	5	88	36	0	1	7	7	0
Campbell	3	67	39	0	4	37	15	0
Arkansas State	1	12	12	0	0	0	0	0
at ULM	2	26	20	0	0	0	0	0
at Texas State	4	32	17	0	0	0	0	0
Georgia State	2	22	14	0	0	0	0	0
at Coastal	5	40	13	0	0	0	0	0
Troy	6	56	22	1	0	0	0	0
Louisiana	4	44	16	0	0	0	0	0
at Ga. Southern	8	64	11	1	0	0	0	0
TOTALS	45	571	51	3	7	45	15	0

CAREER	180	2,256	60	17	47	389	59	1
--------	-----	-------	----	----	----	-----	----	---

DEMETRIUS TAYLOR

#9 | SENIOR | DE | 6-1 | 295 | MIAMI, FLA.

- Watch lists for the Nagurski Trophy (top defender), Bednarik Award (top defender) and Hendricks Award (top defensive end)
- Had 6.0 sacks in the eight Sun Belt games, with 2.0 vs. Ark. State, 1.0 at Texas State, 1.5 vs. Ga. State and 1.5 at CCU
- Heading into last weekend's regular-season finale, pressure rate on pass rush snaps of 15.7% led Sun Belt and ranked second among G5 players after UAB's Jordan Smith (18.9)
- Has 19.5 career sacks (No. 16 among active FBS players, No. 10 in school history) and 35.5 tackles for loss
- National defensive player of the week after the win at North Carolina in 2019, when he scored on a 20-yard fumble return created by his sack, returned an INT 19 yards, forced a second fumble and finished with 2.5 sacks
- First FBS player this millennium with 2.5 sacks, two forced fumbles, a fumble return for a TD and an INT in same game



BACKFIELD BALANCE

MARCUS WILLIAMS JR. (Sr.) | DAETRICH HARRINGTON (Jr.) | CAMERUN PEOPLES (So.) | NATE NOEL (Fr.)

- **Darrynton Evans** became a third-round pick of the Tennessee Titans, but the quartet of **Daetrich Harrington**, **Marcus Williams Jr.**, **Camerun Peoples** and **Nate Noel** have combined for 2,288 rushing yards and 19 TDs
- App State, Army and Georgia Southern are the only FBS teams with five different players posting 100-yard rushing games this year: Harrington (three times), Peoples (twice), Noel (twice), Williams (twice) and QB **Zac Thomas** (once)
- With four straight starts, Peoples made his first career start at Coastal Carolina and set career highs for carries (27) and rushing yards (178) before having a 63-yard TD run on his second carry of a 10-rush, 95-yard game against Troy, rushing for 99 yards with a TD against Louisiana and adding 69 yards at Georgia Southern
- Peoples has been named to the watch list for the Mayo Clinic Comeback Player of the Year Award
- Noel has 48 carries for 301 yards in the last four games, with 12 carries for 80 yards vs. Troy, a 33-yard TD as part of a 12-carry, 72-yard game vs. Louisiana and a 70-yard TD in a 13-carry, 103-yard game at Georgia Southern
- Peoples suffered a season-ending knee injury on a 17-yard run in the 2019 opener, after he had a 63-yard TD as a redshirting true freshman in the 2018 bowl game
- Williams is one of three active Sun Belt players with at least 500 rushing yards in each of the previous three years
- Harrington, who has missed the last four games because of injury, averaged 99.2 rushing yards (595 total) and scored seven rushing TDs in the first six games



D'MARCO JACKSON

#52 | JUNIOR | ILB | 6-1 | 2 | SPARTANBURG, S.C.

- Named the National Defensive MVP of the Week by PFF College following a Nov. 14 game in which he had nine total tackles, six tackles that resulted in a loss or no gain, one sack, two tackles for loss, two pass breakups, one fumble recovery and one quarterback hurry as Georgia State was held nearly 23 points below its season scoring average in other games
- PFF College gave Jackson, the Sun Belt Defensive Player of the Week, a grade of 91.0 — the best at any position among FBS defenders in Week 11, noting he didn't allow any completions on the four pass attempts when he was targeted
- Second on App State's team this season with 76 tackles, including a career-high 11 at Texas State
- In App State's eight league games, totaled 56 tackles, 4.5 tackles for loss, two interceptions, five PBUs, 1.5 sacks and one fumble recovery.
- First two career interceptions were both picks recorded in the end zone against Arkansas State
- Ranked fifth on the 2019 team and No. 1 among returning defenders with 60 tackles as a redshirt sophomore
- Scored first career TD on 16-yard return of blocked punt against Charlotte in 2018



TREY COBB

#7 | JUNIOR | ILB | 6-2 | 215 | WAYCROSS, GA.

- First on the Mountaineers with 79 tackles while ranking second on the team in tackles for loss (9.5) and sacks (3.0)
- Posted a career-high 14 tackles at Marshall and added 11 more in wins against Georgia Southern and Georgia State
- Recorded one sack apiece in consecutive wins against Campbell, Arkansas State and ULM
- Set a career high with 3.5 tackles for loss (with the one sack) in the 45-17 win against Arkansas State to open Sun Belt play
- Made eight starts at inside linebacker in 2019, sharing time at that spot with D'Marco Jackson, who is starting alongside Cobb in 2020
- Returned a fumble 24 yards for a tiebreaking touchdown in the third quarter of the 2019 New Orleans Bowl win against UAB and finished the season with 48 tackles



CALEB SPURLIN

#97 | SENIOR | DE/H-BACK | 5-11 | 245 | GALAX, VA.

- A former walk-on who has started every game at defensive end, contributed at defensive tackle and emerged as a short-yardage fullback/H-back, Spurlin is the only FBS player this year with multiple sacks (2.5) and receiving touchdowns (two)
- Since 2000, the only other players with at least 2.5 sacks and two receiving TDs in the same year are Greg Hardy (Ole Miss, 2007) and Kaden Elliss (Idaho, 2017)
- Has played in 51 career games (tied for team lead) while producing 5.0 sacks and 11.0 tackles for loss
- Delivered sacks this season vs. Charlotte (solo), Arkansas State (solo) and Coastal Carolina (half)
- Scored offensive TDs on a 1-yard reception at Texas State and a 2-yard reception against Troy
- With App State's top five tight ends out, made offensive debut vs. Campbell on Sept. 26 and has created holes on three rushing TDs in 2020
- Put on scholarship after recovering a fumble that he also forced on a fake-punt completion against Troy in a first-place showdown to end the 2018 regular season



JALEN VIRGIL

#11 | SENIOR | WR/KR | 6-1 | 205 | LAWRENCEVILLE, GA.

- No. 3 overall and No. 1 among offensive players on the national "Freaks List" from The Athletic, marking the third straight year he's appeared in a ranking of the most-gifted athletes in college football
- 171 all-purpose yards at Georgia Southern in the regular-season finale included a go-ahead, 100-yard kickoff return in the fourth quarter, a 16-yard touchdown in the second quarter and a diving, 33-yard catch to set up App State's final points
- Ran 100 meters in 10.29 seconds to place second at the 2018 Sun Belt Outdoor Championships as a late addition to the track team
- Measurements of 40.5 inches in the vertical jump and 10-11 in the broad jump to go along with lifts of 405 in the bench press, 345 pounds in a close-grip bench press and 600 pounds in the box squat
- Has produced nine plays of more than 40 yards in his career, including a 57-yard kickoff return at South Carolina in 2019 and TD catches of 83, 73, 56 (twice), 54 and 53 yards for the Mountaineers



NUMERICAL ROSTER

No.	Name	Pos.	Ht.	Wt.	Yr.	Hometown/High School (Previous College)
0	Milan Tucker	WR	5-11	170	R-Fr.	Lehigh Acres, Fla./Fort Myers
2	Kaleb Dawson	DB	5-11	200	So.	Moultrie, Ga./Colquitt County
2	Corey Sutton	WR	6-3	205	Sr.	Cornelius, N.C./Mallard Creek (Kansas State)
3	Shaun Jolly	DB	5-9	180	Jr.	Stone Mountain, Ga./Stephenson
3	Jacoby Pinckney	WR	6-1	220	So.	Spartanburg, S.C./Dorman (Virginia Tech)
4	Daetrich Harrington	RB	6-0	190	Jr.	Douglasville, Ga./Alexander
5	Thomas Hennigan	WR	6-1	210	Sr.	Greensboro, N.C./Northwest Guilford
6	Cameron Peoples	RB	6-2	210	So.	Lineville, Ala./Clay Central
7	Trey Cobb	ILB	6-2	215	Jr.	Waycross, Ga./Ware County
7	Jacob Huesman	QB	6-3	205	Sr.	Bradenton, Fla./Braden River
8	Shemar Jean-Charles	DB	5-11	190	Sr.	Miramar, Fla./Miramar
8	Marcus Williams Jr.	RB	5-10	210	Sr.	Rocky Mount, N.C./Southwest Edgecombe
9	Jackson Gibbs	QB	6-1	185	Jr.	Davidson, N.C./Hough (UCLA)
9	Demetrius Taylor	DL	6-1	295	Sr.	Miami, Fla./Northwestern
10	Tim Frizzell	OLB	6-1	220	Sr.	Knoxville, Tenn./Hardin Valley Academy
10	Tanner Wilson	QB	6-2	225	Jr.	Reidsville, N.C./Reidsville
11	Jalen Virgil	WR	6-1	205	Sr.	Lawrenceville, Ga./Mountain View
12	Steven Jones	DB	5-10	190	Jr.	Rockingham, N.C./Richmond Senior
12	Zac Thomas	QB	6-1	210	Sr.	Trussville, Ala./Hewitt-Trussville
13	Christan Horn	WR	6-2	180	Fr.	Columbia, S.C./Westwood
13	Kaiden Smith	DB	6-1	200	Sr.	Lawrenceville, Ga./Mountain View
14	Tre Caldwell	DB	5-10	190	R-Fr.	Greensboro, N.C./Southeast Guilford
14	Malik Williams	WR	5-10	185	Sr.	Chester, S.C./Chester Senior
15	David Baldwin-Griffin	QB	6-4	220	R-Fr.	Compton, Calif./IMG Academy
15	T.D. Roof	ILB	5-11	215	Jr.	Buford, Ga./Buford (Indiana)
16	Stan Ellis	DB	6-0	185	Fr.	Gaffney, S.C./Gaffney
16	Christian Wells	WR	5-11	175	R-Fr.	Fort Lauderdale, Fla./University School
17	Dashaun Davis	WR	5-9	165	R-Fr.	Deerfield Beach, Fla./Deerfield Beach
17	Tommy Wright	DB	5-11	180	Fr.	Lithonia, Ga./Southwest DeKalb
18	Mike Evans	TE	6-3	235	Sr.	Jacksonville, N.C./White Oak (Lenoir-Rhyne)
19	Navy Shuler	QB	6-0	190	Fr.	Fletcher, N.C./Christ School
19	Mike Smith	DB	6-0	200	Fr.	Jacksonville, Fla./First Coast
20	Je'Mari Littlejohn	LB	6-0	220	Fr.	Gaffney, S.C./Gaffney
20	Nate Noel	RB	5-10	175	Fr.	Miami, Fla./Northwestern
21	Ryan Huff	DB	6-1	210	Jr.	Athens, Ga./Cedar Shoals
21	Michael Queen	WR	6-1	205	Sr.	Apex, N.C./Northwood
22	Jace Frisbee	OLB	6-2	210	Jr.	Brevard, N.C./Brevard
24	Ben Williams	RB	5-10	185	R-Fr.	Charlotte, N.C./Charlotte Christian
25	Jackson Greene	DB	5-11	190	R-Fr.	Boone, N.C./Watauga
25	Sean Horton	WR	6-1	195	R-Fr.	Holly Springs, N.C./Middle Creek
26	Nicholas Ross	DB	5-11	180	So.	Kennesaw, Ga./Kell
27	Ronald Clarke	DB	6-0	190	Fr.	Buford, Ga. /Mill Creek
28	KeSean Brown	OLB	6-2	205	So.	Bamberg, S.C./Bamberg-Ehrhardt
29	John Gliarmis	K	5-8	155	So.	Wilson, N.C./Fike
29	Brendan Harrington	OLB	6-1	215	So.	Pittsboro, N.C./Northwood
30	Zareon Hayes	DL	6-1	240	So.	Dillon, S.C./Dillon
30	Clayton Howell	P	6-0	195	Jr.	High Point, N.C./High Point Central
31	Nick Hampton	OLB	6-3	210	So.	Anderson, S.C./Westside
33	Jordan Mitchell	ILB	6-0	215	So.	Beulaville, N.C./East Duplin
34	Jourdan Heilig	ILB	6-2	215	So.	Concord, N.C./Concord
35	Elijah Johnson	WR	5-11	175	R-Fr.	Cornelius, N.C./Hough
35	Jalen McLeod	LB	6-1	220	Fr.	Laurel, Md./Friendship Collegiate Academy
36	Kevon Haigler	DL	6-1	215	Fr.	Hartsville, S.C./Hartsville
36	Michael Hetzel	WR	5-11	185	Fr.	Charlotte, N.C./Ardrey Kell
37	Tanner Ellenberger	OLB	6-3	225	Jr.	Brevard, N.C./Brevard
39	Rodney Smith	DB	6-3	190	Fr.	Gaffney, S.C./Gaffney

ALPHABETICAL

No.	Name	Pos.	Ht.	Wt.	Cl.
15	Baldwin-Griffin, David	QB	6-4	220	R-Fr.
51	Bird, Tyler	ILB	6-2	225	Jr.
55	Blackstock, George	DL	6-1	270	Jr.
65	Blackston, Gage	OL	6-4	285	Jr.
49	Blanton, Nate	LB	6-0	200	Fr.
28	Brown, KeSean	OLB	6-2	205	So.
14	Caldwell, Tre	DB	5-10	190	R-Fr.
56	Casey, Ryker	K	6-0	205	R-Fr.
44	Castle, Anderson	RB	6-0	200	Fr.
27	Clarke, Ronald	DB	6-0	190	Fr.
7	Cobb, Trey	ILB	6-2	215	Jr.
85	Crosby, Zac	TE	6-4	215	Gr.
43	Cruce, Logan	RB	5-10	170	Fr.
82	Daley, Damion	OL	6-4	295	So.
58	Daley, Grant	ILB	6-2	225	R-Fr.
17	Davis, Dashaun	WR	5-9	165	R-Fr.
91	Dawkins Jr., Tommy	DL	6-2	245	Sr.
2	Dawson, Kaleb	DB	5-11	200	So.
57	Diarrassouba, Elijah	DL	6-1	250	Sr.
50	Dingle-Prince, DeAndre	DL	6-0	255	Fr.
40	Doublin, Logan	ILB	6-0	215	Jr.
72	Dowdy, Larry	OL	6-4	285	R-Fr.
89	Drews, August	TE	6-4	215	Fr.
99	Earle, Jordon	DL	6-2	300	So.
37	Ellenberger, Tanner	OLB	6-3	225	Jr.
16	Ellis, Stan	DB	6-0	185	Fr.
18	Evans, Mike	TE	6-3	235	Sr.
22	Frisbee, Jace	OLB	6-2	210	Jr.
10	Frizzell, Tim	OLB	6-1	220	Sr.
73	Garrison, Cole	OL	6-4	275	Sr.
9	Gibbs, Jackson	QB	6-1	185	Jr.
81	Gibbs, Miller	TE	6-4	225	So.
29	Gliarmis, John	K	5-8	155	So.
25	Greene, Jackson	DB	5-11	190	R-Fr.
47	Guentensberger, Colin	OLB	6-0	200	R-Fr.
36	Haigler, Kevon	DL	6-1	215	Fr.
80	Hall, AJ	WR	6-1	200	So.
31	Hampton, Nick	OLB	6-3	210	So.
60	Hannon, Noah	OL	6-1	270	Sr.
74	Hardy, Anderson	OL	6-6	280	So.
41	Harper, Reed	LS	5-11	195	R-Fr.
29	Harrington, Brendan	OLB	6-1	215	So.
4	Harrington, Daetrich	RB	6-0	190	Jr.
30	Hayes, Zareon	DL	6-1	240	So.
34	Heilig, Jourdan	ILB	6-2	215	So.
79	Henderson, Sammy	OL	6-5	270	R-Fr.
84	Hennigan, Peter	TE	6-0	210	Fr.
5	Hennigan, Thomas	WR	6-1	210	Sr.
83	Henry, Jake	WR	5-11	180	Jr.
36	Hetzel, Michael	WR	5-11	185	Fr.
54	Hiers, Lyle	OL	6-5	295	R-Fr.
70	Hodges, Cooper	OL	6-4	295	So.
13	Horn, Christan	WR	6-2	180	Fr.
25	Horton, Sean	WR	6-1	195	R-Fr.
30	Howell, Clayton	P	6-0	195	Jr.
7	Huesman, Jacob	QB	6-3	205	Sr.

No.	Name	Pos.	Ht.	Wt.	Yr.	Hometown/High School (Previous College)	No.	Name	Pos.	Ht.	Wt.	Cl.
39	Xavier Subotsch	P	6-1	195	Sr.	Melbourne, Australia/Haileyburg	21	Huff, Ryan	DB	6-1	210	Jr.
40	Logan Dublin	ILB	6-0	215	Jr.	Clearwater, Fla./Largo	51	Hunter, Baer	OL	6-2	290	Sr.
40	Cole Jackson	RB	5-9	180	So.	Mooresville, N.C./Lake Norman (Jacksonville)	66	Israel, Will	DL	6-2	235	Jr.
41	Reed Harper	LS	5-11	195	R-Fr.	Clemmons, N.C./West Forsyth	40	Jackson, Cole	RB	5-9	180	So.
42	Christian Johnstone	LS	6-3	245	So.	Loganville, Ga./Archer	52	Jackson, D'Marco	ILB	6-1	225	Jr.
43	Logan Cruce	RB	5-10	170	Fr.	Oneida, N.Y./Hickory Ridge	8	Jean-Charles, Shemar	DB	5-11	190	Sr.
43	Hansky Paillant	DL	6-2	245	So.	Sunrise, Fla./Miramar	35	Johnson, Elijah	WR	5-11	175	R-Fr.
44	Anderson Castle	RB	6-0	200	Fr.	Boone, N.C./Watauga	68	Johnston, Greg	DL	6-3	275	So.
45	Gabe Montgomery	RB	5-8	200	Jr.	Charlotte, N.C./Providence Day School (Butler)	42	Johnstone, Christian	LS	6-3	245	So.
46	Chris Washington	DL	5-11	285	So.	Newberry, Fla./Newberry	3	Jolly, Shaun	DB	5-9	180	Jr.
47	Colin Guentensberger	OLB	6-0	200	Fr.	Hillsborough, N.C./Orange	12	Jones, Steven	DB	5-10	190	Jr.
48	Tristan Walliser	DL	6-3	235	Gr.	Clover, S.C./Clover (Clemson)	20	Littlejohn, Je'Mari	LB	6-0	220	Fr.
49	Nate Blanton	LB	6-0	200	Fr.	Shelby, N.C./Crest	64	Lyle, Chris	OL	6-4	285	Fr.
50	DeAndre Dingle-Prince	DL	6-0	255	Fr.	Sanford, N.C./Lee County	78	McFarland, Craig	OL	6-6	295	R-Fr.
51	Tyler Bird	ILB	6-2	225	Jr.	Acworth, Ga./North Paulding	35	McLeod, Jalen	LB	6-1	220	Fr.
51	Baer Hunter	OL	6-2	290	Sr.	Clemmons, N.C./West Forsyth	33	Mitchell, Jordan	ILB	6-0	215	So.
52	D'Marco Jackson	ILB	6-1	225	Jr.	Spartanburg, S.C./Broome	45	Montgomery, Gabe	RB	5-8	200	Jr.
54	Lyle Hiers	OL	6-5	295	R-Fr.	Lake Wales, Fla./Lake Wales	58	Neuzil, Ryan	OL	6-3	290	Sr.
55	George Blackstock	DL	6-1	270	Jr.	Eden, N.C./Eden Morehead	20	Noel, Nate	RB	5-10	175	Fr.
55	Seth Williams	OL	6-4	315	Fr.	Statesville, N.C./Statesville	43	Paillant, Hansky	DL	6-2	245	So.
56	Ryker Casey	K	6-0	205	R-Fr.	New Smyrna Beach, Fla./New Smyrna Beach	94	Passeggiata, Stephen	DL	6-2	225	Fr.
57	Elijah Diarrassouba	DL	6-1	250	Sr.	Greensboro, N.C./Page	88	Pearson, Henry	TE	6-3	250	Jr.
58	Grant Daley	ILB	6-2	225	R-Fr.	Wilmington, N.C./New Hanover	6	Peoples, Camerun	RB	6-2	210	So.
58	Ryan Neuzil	OL	6-3	290	Sr.	Bradenton, Fla./Braden River	90	Pickett, Dorian	DL	6-2	245	So.
59	Jamar Rucks	DL	6-3	260	Fr.	Buford, Ga./Lanier	3	Pinckney, Jacoby	WR	6-1	220	R-Fr.
60	Noah Hannon	OL	6-1	270	Sr.	Greer, S.C./Greer	21	Queen, Michael	WR	6-1	205	Sr.
64	Chris Lyle	OL	6-4	285	Fr.	Greensboro, N.C./Grimsley	76	Reeves, Austin	OL	6-5	275	Fr.
65	Gage Blackston	OL	6-4	285	Jr.	Savannah, Ga./Benedictine Military	15	Roof, T.D.	ILB	5-11	215	Jr.
66	Will Israel	DL	6-2	235	Jr.	Asheville, N.C./A.C. Reynolds	26	Ross, Nicholas	DB	5-11	180	So.
66	Luke Smith	OL	6-1	280	R-Fr.	Lebanon, Tenn./Friendship Christian	86	Ross, Trey	TE	6-3	235	So.
68	Greg Johnston	DL	6-3	275	So.	Asheville, N.C./T.C. Roberson (Bryant)	59	Rucks, Jamar	DL	6-3	260	Fr.
70	Cooper Hodges	OL	6-4	295	So.	Glen St. Mary, Fla./Baker County	92	Samuel, Markell	DL	6-4	230	Fr.
72	Larry Dowdy	OL	6-4	285	R-Fr.	Belmont, N.C./South Point	19	Shuler, Navy	QB	6-0	190	Fr.
73	Cole Garrison	OL	6-4	275	Sr.	Pinson, Ala./Clay-Chalkville	13	Smith, Kaiden	DB	6-1	200	Sr.
74	Anderson Hardy	OL	6-6	280	So.	Raleigh, N.C./Sanderson	66	Smith, Luke	OL	6-1	280	R-Fr.
76	Austin Reeves	OL	6-5	275	Fr.	Mooresville, N.C./Lake Norman	19	Smith, Mike	DB	6-0	200	Fr.
78	Craig McFarland	OL	6-6	295	R-Fr.	Phoenix, Ariz./Chaparral	39	Smith, Rodney	DB	6-3	190	Fr.
79	Sammy Henderson	OL	6-5	270	R-Fr.	Charlotte, N.C./Charlotte Christian	97	Spurlin, Caleb	DL	5-11	245	Sr.
80	AJ Hall	WR	6-1	200	So.	Kernersville, N.C./East Forsyth	91	Staton, Chandler	K	5-11	190	Sr.
81	Miller Gibbs	TE	6-4	225	So.	Davidson, N.C./Hough	39	Subotsch, Xavier	P	6-1	195	Sr.
82/75	Damion Daley	OL	6-4	295	So.	Columbia, S.C./Ridge View (Georgia Military)	2	Sutton, Corey	WR	6-3	205	Sr.
82	Richard Tucker	WR	6-0	180	So.	Campobello, S.C./Chapman	9	Taylor, Demetrius	DL	6-1	295	Sr.
83	Jake Henry	WR	5-11	180	Jr.	Cantonment, Fla./J.M. Tate	12	Thomas, Zac	QB	6-1	210	Sr.
84	Peter Hennigan	TE	6-0	210	Fr.	Greensboro, N.C./Northwest Guilford	0	Tucker, Milan	WR	5-11	170	R-Fr.
85	Zac Crosby	TE	6-4	215	Gr.	Jacksonville, Fla./The Bolles School (So. Alabama)	82	Tucker, Richard	WR	6-0	180	So.
86	Trey Ross	TE	6-3	235	So.	Sophia, N.C./Randleman	11	Virgil, Jalen	WR	6-1	205	Sr.
87	Eli Wilson	TE	6-3	215	Fr.	Piedmont, S.C./Wren	48	Walliser, Tristan	DL	6-3	235	Gr.
88	Henry Pearson	TE	6-3	250	Jr.	Ho-Ho-Kus, N.J./Paramus Catholic	46	Washington, Chris	DL	5-11	285	So.
89	August Drews	TE	6-4	215	Fr.	Sarasota, Fla./Sarasota	16	Wells, Christian	WR	5-11	175	R-Fr.
90	Dorian Pickett	DL	6-2	245	So.	Beulaville, N.C./East Duplin	96	Willard, Trevor	DL	6-5	225	Fr.
91	Tommy Dawkins Jr.	DL	6-2	245	Sr.	Concord, N.C./Cox Mill	8	Williams Jr., Marcus	RB	5-10	210	Sr.
91	Chandler Staton	K	5-11	190	Sr.	Gainesville, Ga./Gainesville	24	Williams, Ben	RB	5-10	185	R-Fr.
92	Markell Samuel	DL	6-4	230	Fr.	Fort Bragg, N.C./E.E. Smith	14	Williams, Malik	WR	5-10	185	Sr.
94	Stephen Passeggiata	DL	6-2	225	Fr.	Wellington, Fla./Wellington	55	Williams, Seth	OL	6-4	315	Fr.
96	Trevor Willard	DL	6-5	225	Fr.	Winston-Salem, N.C./Reagan	87	Wilson, Eli	TE	6-3	215	Fr.
97	Caleb Spurlin	DL	5-11	245	Sr.	Galax, Va./Galax	10	Wilson, Tanner	QB	6-2	225	Jr.
99	Jordon Earle	DL	6-2	300	So.	West Palm Beach, Fla./Forest Hill	17	Wright, Tommy	DB	5-11	180	Fr.

DEPTH CHART

OFFENSE

Pos.	#	Player	Height	Weight	Class
LT	74	ANDERSON HARDY	6-6	280	So.
	75	Damion Daley	6-4	295	So.
LG	58	RYAN NEUZIL	6-3	290	Sr.
	75	Damion Daley	6-4	295	So.
C	60	NOAH HANNON	6-1	270	Sr.
	66	Luke Smith	6-1	280	R-Fr.
RG	51	BAER HUNTER	6-2	290	Sr.
	78	Craig McFarland	6-6	295	R-Fr.
RT	70	COOPER HODGES	6-4	295	So.
	54	Lyle Hiers	6-5	295	R-Fr.
TE	88	HENRY PEARSON	6-3	250	Jr.
	18	Mike Evans	6-3	235	Sr.
QB	12	ZAC THOMAS	6-1	210	Sr.
	7	Jacob Huesman	6-3	205	Sr.
	9	Jackson Gibbs	6-1	185	Jr.
RB	6	CAMERUN PEOPLES	6-2	210	So.
	20	Nate Noel	5-10	175	Fr.
or	8	Marcus Williams Jr.	5-10	210	Sr.
WR	5	THOMAS HENNIGAN	6-1	210	Sr.
	13	Christan Horn	6-2	180	Fr.
WR	14	MALIK WILLIAMS	5-10	185	Sr.
	17	Dashaun Davis	5-9	165	R-Fr.
WR	11	JALEN VIRGIL	6-1	205	Sr.
	16	Christian Wells	5-11	175	R-Fr.
	83	Jake Henry	5-11	180	Jr.

DEFENSE

Pos.	#	Player	Height	Weight	Class
DE	9	DEMETRIUS TAYLOR	6-1	295	Sr.
	91	Tommy Dawkins Jr.	6-2	245	Sr.
NT	99	JORDON EARLE	6-2	300	So.
	50	DeAndre Dingle-Prince	6-0	255	Fr.
DE	97	CALEB SPURLIN	5-11	245	Sr.
	57	Elijah Diarrassouba	6-1	250	Sr.
	43	Hansky Paillant	6-2	245	So.
OLB	31	NICK HAMPTON	6-3	210	So.
	or 10	TIM FRIZZELL	6-1	220	Sr.
	35	Jalen McLeod	6-1	220	Fr.
ILB	52	D'MARCO JACKSON	6-1	225	Jr.
	15	T.D. Roof	5-11	215	Jr.
ILB	7	TREY COBB	6-2	215	Jr.
	51	Tyler Bird	6-2	225	Jr.
OLB	29	BRENDAN HARRINGTON	6-1	215	So.
	28	KeSean Brown	6-2	205	So.
CB	8	SHEMAR JEAN-CHARLES	5-11	190	Sr.
	17	Tommy Wright	5-11	180	Fr.
FS	21	RYAN HUFF	6-1	210	Jr.
	2	Kaleb Dawson	5-11	200	So.
or	27	Ronald Clarke	6-0	190	Fr.
SS	13	KAIDEN SMITH	6-1	200	Sr.
	26	Nicholas Ross	5-11	180	So.
CB	3	SHAUN JOLLY	5-9	180	Jr.
	12	Steven Jones	5-10	190	Jr.

SPECIALISTS

Pos.	#	Player	Height	Weight	Class
PK	91	CHANDLER STATON	5-11	190	Sr.
	56	Ryker Casey	6-0	205	R-Fr.
KO	56	RYKER CASEY	6-0	205	R-Fr.
	91	Chandler Staton	5-11	190	Sr.
P	39	XAVIER SUBOTSCH	6-1	195	Sr.
	30	Clayton Howell	6-0	195	Jr.
LS	42	CHRISTIAN JOHNSTONE	6-3	245	So.
	41	Reed Harper	5-11	195	R-Fr.
H	30	CLAYTON HOWELL	6-0	195	Jr.
	39	Xavier Subotsch	6-1	195	Sr.
KR	11	JALEN VIRGIL	6-1	205	Sr.
	14	MALIK WILLIAMS	5-10	185	Sr.
PR	14	MALIK WILLIAMS	5-10	185	Sr.
	5	Thomas Hennigan	6-1	210	Sr.

PRONUNCIATION GUIDE

Appalachian	app-uh-LATCH-in
KeSean (Brown)	KEE-shawn
Dashaun (Davis)	duh-SHAWN
(Elijah) Diarrassouba	deer-uh-SUE-buh
(Logan) Dublin	DUB-lin
(Tim) Frizzell	frih-ZELL
Kevon Haigler	kev-ON HAY-glur
Daetrich (Harrington)	DAY-trick
(Jourdan) Heilig	HIGH-ligg
(Lyle) Hiers	HIRES
Christan Horn	like Christian
(Jacob) Huesman	HUGHES-man
(Ryan) Neuzil	NEWS-ull
(Nate) Noel	no-ELL
(Hansky) Paillant	HANN-ski PAY-lant
(Stephen) Passeggiata	Pass-uh-gee-AH-tuh
(Chandler) Staton	STAY-ton
(Xavier) Subotsch	suh-BOTCH

2020 IN-SEASON HONORS

ESPN BREAKOUT PLAYERS OF 2020

No. 3: CB Shemar Jean-Charles

PFF POSITION GROUP RATINGS

Best CB duo in all of FBS (Jean-Charles, Jolly)
No. 3 OL in FBS (PFF College for 9/26)

PFF NATIONAL DEFENSIVE MVP OF THE WEEK

9/12: Shemar Jean-Charles (CB vs. Charlotte)
11/14: D'Marco Jackson (ILB vs. Georgia State)

PFF NATIONAL POSITION GROUP OF THE WEEK

9/19: App State OL

PFF NATIONAL TEAMS OF THE WEEK

9/12: Shemar Jean-Charles (DEF)
Thomas Hennigan (OFF)
9/19: Noah Hannon (OFF)
9/26: Ryan Neuzil (OFF), Baer Hunter (OFF)

CFPA NATIONAL PERFORMERS OF THE WEEK

Week 13, Honorable Mention: Zac Thomas (QB)

MANNING AWARD STARS OF THE WEEK

11/28: Zac Thomas (one of eight QBs)

DAVEY O'BRIEN GREAT 8 QBS

Week 8: Zac Thomas

CFB FOCUS TOP-RATED QBS

Week 8: Zac Thomas (98.4 QBR, No. 1)

JIM THORPE AWARD SEMIFINALIST

Shemar Jean-Charles (ranked No. 3 CB by PFF)

UNITAS GOLDEN ARM AWARD CANDIDATE

Zac Thomas (QB)

DAVEY O'BRIEN AWARD'S QB CLASS OF 2020

Zac Thomas (QB)

MAYO CLINIC COMEBACK PLAYER WATCH LIST

Camerun Peoples (RB)

RIMINGTON TROPHY CANDIDATE

Noah Hannon (C)

BEDNARIK AWARD CANDIDATE

Shemar Jean-Charles (CB — Semifinalist), Shaun Jolly (CB), Demetrius Taylor (DE)

CAMPBELL TROPHY SEMIFINALIST

Cole Garrison (OL)

TED HENDRICKS AWARD CANDIDATE

Demetrius Taylor (DE)

BURLSWORTH TROPHY CANDIDATE

Caleb Spurlin (DE/FB - for top former walk-on)

RAY GUY AWARD WATCH LIST

Xavier Subotsch (P)

BROYLES AWARD NOMINEE

James Rowe (CBs coach)

SUN BELT PLAYERS OF THE WEEK

9/26: Daetrich Harrington (OFF)
10/22: Zac Thomas (Co-OFF)
11/14: D'Marco Jackson (DEF)
11/21: Chandler Staton (SPT)
12/12: Jalen Virgil (SPT)

SUN BELT POW (COLLEGE SPORTS MADNESS)

9/26: Daetrich Harrington (OFF)
10/31: Ryan Huff (DEF)
12/12: Kaiden Smith (DEF)

2020 PRESEASON HONORS

TEAM PRESEASON RANKINGS

USA Today Re-Rank, No. 13
SI's Preseason Top 16, No. 16
The Athletic Top 25, No. 19
Adjusted AP poll, No. 21
Adjusted Coaches poll, No. 23
247 Composite rankings, No. 23
Street & Smith, No. 24
CBS Sports 130, No. 25
ESPN Futures Rankings (next 3 years): No. 25

NATIONAL INDIVIDUAL WATCH LISTS

Bednarik: Shaun Jolly, Demetrius Taylor
Nagurski: Shaun Jolly, Demetrius Taylor
Outland: Noah Hannon, Baer Hunter
Thorpe: Shaun Jolly
Maxwell: Zac Thomas
O'Brien: Zac Thomas
Manning: Zac Thomas
Unitas: Zac Thomas
College Football Performance Awards: Zac Thomas
Wuerffel: Noah Hannon
Senior Bowl Top 250: Demetrius Taylor, Jalen Virgil, Corey Sutton
Hornung: Thomas Hennigan
Campbell: Cole Garrison

PERSONNEL GROUPS

No. 5 FBS Cornerback Unit: PFF College
No. 13 FBS WR Unit: @CFBRanking
No. 11 QB/WR duo (Thomas/Hennigan): @CFBRanking

OFFENSIVE PLAYERS

QB ZAC THOMAS

O'Brien Watch List
Manning Award Watch List
Maxwell Award Watch List
Unitas Award Watch List
College Football Performance Awards Watch List
SBC first team: Sun Belt League/Coaches, Lindy's, Athlon, Street and Smith, Phil Steele
Sun Belt MVP: Lindy's
Sun Belt's Strongest Arm: Lindy's
Sun Belt's Coolest in Clutch: Lindy's
Best Passing QB: Street and Smith

OG BAER HUNTER

Outland Trophy Watch List
SBC first team: Sun Belt League/Coaches, Lindy's, Athlon, Street and Smith, Phil Steele

C NOAH HANNON

Outland Trophy Watch List
Wuerffel Trophy Watch List
PFF All-America honorable mention
SBC first team: Sun Belt League/Coaches, Lindy's, Athlon, Street and Smith, Phil Steele
No. 13 returning FBS OL: PFF College

OT COLE GARRISON

Campbell Trophy Watch List

OG RYAN NEUZIL

SBC second team: Sun Belt League/Coaches, Lindy's, Athlon
Third team: Phil Steele

OT COOPER HODGES

Sun Belt's Best Pass Blocker: Lindy's
SBC first team: Sun Belt League/Coaches, Lindy's, Athlon, Street and Smith
SBC second team: Phil Steele

WR THOMAS HENNIGAN

Hornung Award Watch List
Best Hands in Sun Belt: Street and Smith
SBC first team: Street and Smith, Phil Steele
SBC second team: Sun Belt League/Coaches, Lindy's, Athlon
SBC second team PR: Athlon, Phil Steele
No. 1 WR in Sun Belt: @CFBRanking

WR JALEN VIRGIL

Senior Bowl Top 250 list
The Athletic's Freaks List: #3 overall (#1 offense)
Best Athlete in Sun Belt: Street and Smith
Fastest receiver in Sun Belt: Street and Smith
SBC second team WR: Phil Steele
SBC second team KR: Athlon, Phil Steele

WR COREY SUTTON

Senior Bowl Top 250 list
SBC first team: Sun Belt League/Coaches, Lindy's, Street and Smith
SBC second team: Athlon, Phil Steele
Sun Belt's No. 7 NFL Prospect: Lindy's
No. 4 WR in Sun Belt: @CFBRanking

RB MARCUS WILLIAMS JR.

SBC second team: Lindy's, Athlon
SBC fourth team: Phil Steele

DEFENSIVE PLAYERS

DE DEMETRIUS TAYLOR

Nagurski Trophy Watch List
Bednarik Award Watch List
Senior Bowl Top 250 list
SBC first team: Sun Belt League/Coaches, Lindy's, Athlon, Street and Smith, Phil Steele

CB SHEMAR JEAN-CHARLES

SBC second team: Sun Belt League/Coaches, Athlon
SBC third team: Phil Steele

CB SHAUN JOLLY

Nagurski Trophy Watch List
Bednarik Award Watch List
Thorpe Award Watch List
First-team All-American: Walter Camp
Second-team All-American: USA TODAY Sports, CBS Sports, Sporting News, Street and Smith
Third-team All-American: PFF College
Fourth-team All-American: Phil Steele
SBC first team: Sun Belt League/Coaches, Lindy's, Athlon, Street and Smith, Phil Steele
Highest-graded returning G5 defender: PFF College
Highest-graded returning G5 CB: PFF College
Sun Belt's No. 10 NFL prospect: Lindy's
Nation's best 3rd-down CB: PFF College
No. 4 returning FBS DB: PFF College

ILB D'MARCO JACKSON

SBC first team: Athlon
SBC second team: Phil Steele

OLB NICK HAMPTON

SBC third team: Phil Steele

DB RYAN HUFF

SBC second team: Phil Steele

DT GEORGE BLACKSTOCK

SBC fourth team: Athlon

SPECIAL TEAMS

P XAVIER SUBOTSCH

SBC third team: Athlon

LS CHRISTIAN JOHNSTONE

SBC third team: Phil Steele

PK CHANDLER STATON

SBC fourth team: Phil Steele

HISTORIC 2019 SEASON



**13-1 (MOST WINS IN STATE, SUN BELT HISTORY)
#18 FINAL COACHES POLL, #19 FINAL AP TOP 25
SUN BELT, NEW ORLEANS BOWL CHAMPIONS
6-0 ROAD RECORD WITH WINS AT UNC, USC**

SEASON SUPERLATIVES

The Mountaineers became the first Sun Belt team and the first FBS team from the state of North Carolina to win 13 games.

App State became the first Sun Belt team to conclude a season in the Top 25 and claimed the top spot among FBS teams from North Carolina for the second straight year.

App State became the first FBS program to win five bowl games in each of its first five bowl-eligible seasons.

App State tied Ohio State for the third-best winning percentage among FBS teams, behind just LSU (15-0) and Clemson (14-1).

App State's 54-12 overall record in the last five seasons is the fifth-best mark in the country during that span, trailing just Clemson, Alabama, Ohio State and Oklahoma.

The Mountaineers finished as a statistical champion or co-champion in two categories: sole possession of first with a fourth-down conversion percentage of 81.3 and tied with Illinois for the FBS lead with six defensive touchdowns.

App State was the first Group of Five program to have two players picked in the 2020 NFL Draft, as running back Darrynton Evans went to the Tennessee Titans in the third round and linebacker Akeem Davis-Gaither was picked by the Cincinnati Bengals to open the fourth round.

App State led the nation in road wins en route to the only 6-0 road record by FBS teams. It built a 27-10 lead in a 34-31 win at North Carolina, which had a 56-yard field goal blocked by Davis-Gaither as time expired in Chapel Hill, and the Mountaineers won 20-15 at South Carolina.

App State set Sun Belt records for single-season points (543) and touchdowns (73).



App State became just the fifth program in major college football history to send its fifth-year seniors out with five bowl wins and four conference titles, joining Nebraska (1969-73), Alabama (1975-79), Florida State (1991-95) and Marshall (1998-2002).

App State ranked No. 7 nationally and No. 1 among G5 programs with an average scoring margin of plus-17.5 points per game against FBS competition. The Mountaineers had a balanced team that ranked No. 9 nationally in scoring offense (38.8 points), No. 21 in scoring defense (20.0 points) and tied for No. 2 with five blocked kicks.

The fifth-year seniors finished their careers with a 7-0 postseason record that included two wins in the Sun Belt title game. Fourth-year seniors were on teams that went 43-10 with a Sun Belt title every season.

With 13 wins, App State tied for the second-highest total by a Group of Five team since the Sun Belt was established in 2001. Boise State had a G5-record 14 wins in 2009.

App State set a program record for fewest turnovers committed in a season with nine and tied the program's single-season record for lost fumbles by losing only three.

In all six of its FBS seasons, App State has ranked in the top 25 nationally in rushing yards per game (No. 16 at 231.4 in 2019) and fewest sacks allowed (tied for No. 17 with 18 in 2019).

App State set a program record with seven national television appearances in 2019.

App State led the Sun Belt in attendance for the third time in the last four years.

2020 APP STATE FOOTBALL
App State Game Results (as of Dec 14, 2020)
All games

Date	Opponent		Score	Overall	Conference	Time	Attend
Sep 12, 2020	CHARLOTTE	W	35-20	1-0	0-0	3:32	
Sep 19, 2020	at Marshall	L	7-17	1-1	0-0	3:21	12050
Sep 26, 2020	CAMPBELL	W	52-21	2-1	0-0	3:21	
* Oct 22, 2020	ARKANSAS STATE	W	45-17	3-1	1-0	3:26	2100
* Oct 31, 2020	at ULM	W	31-13	4-1	2-0	3:03	5493
* Nov 07, 2020	at Texas State	W	38-17	5-1	3-0	3:06	6745
* Nov 14, 2020	GEORGIA STATE	W	17-13	6-1	4-0	3:08	2170
* Nov 21, 2020	at #15 Coastal Carolina	L	23-34	6-2	4-1	3:35	5000
* Nov 28, 2020	TROY	W	47-10	7-2	5-1	3:06	2170
* Dec 04, 2020	#20 LOUISIANA	L	21-24	7-3	5-2	3:22	2170
* Dec 12, 2020	at Georgia Southern	W	34-26	8-3	6-2	3:17	6228

2020 APP STATE FOOTBALL
App State Overall Team Statistics (as of Dec 14, 2020)
All games

Team Statistics	APP	OPP
SCORING	350	212
Points Per Game	31.8	19.3
Points Off Turnovers	34	44
FIRST DOWNS	259	193
Rushing	146	90
Passing	90	81
Penalty	23	22
RUSHING YARDAGE	2679	1588
Yards gained rushing	2902	1925
Yards lost rushing	223	337
Rushing Attempts	506	389
Average Per Rush	5.3	4.1
Average Per Game	243.5	144.4
TDs Rushing	22	13
PASSING YARDAGE	2109	1868
Comp-Att-Int	181-283-11	146-314-14
Average Per Pass	7.5	5.9
Average Per Catch	11.7	12.8
Average Per Game	191.7	169.8
TDs Passing	19	10
TOTAL OFFENSE	4788	3456
Total Plays	789	703
Average Per Play	6.1	4.9
Average Per Game	435.3	314.2
KICK RETURNS: #-Yards	29-653	40-697
PUNT RETURNS: #-Yards	16-149	16-27
INT RETURNS: #-Yards	14-168	11-106
KICK RETURN AVERAGE	22.5	17.4
PUNT RETURN AVERAGE	9.3	1.7
INT RETURN AVERAGE	12.0	9.6
FUMBLES-LOST	16-6	18-3
PENALTIES-Yards	76-695	57-549
Average Per Game	63.2	49.9
PUNTS-Yards	33-1385	53-2240
Average Per Punt	42.0	42.3
Net punt average	40.5	38.3
KICKOFFS-Yards	68-3848	46-2776
Average Per Kick	56.6	60.3
Net kick average	40.8	38.0
TIME OF POSSESSION/Game	32:40	27:20
3RD-DOWN Conversions	79/153	58/154
3rd-Down Pct	52%	38%
4TH-DOWN Conversions	11/19	10/22
4th-Down Pct	58%	45%
SACKS BY-Yards	22-151	21-131
MISC YARDS	0	60
TOUCHDOWNS SCORED	44	26
FIELD GOALS-ATTEMPTS	13-19	12-13
ON-SIDE KICKS	0-0	1-2
RED-ZONE SCORES	(35-47) 74%	(25-34) 74%
RED-ZONE TOUCHDOWNS	(26-47) 55%	(16-34) 47%
PAT-ATTEMPTS	(43-44) 98%	(16-18) 89%
ATTENDANCE	8610	35516
Games/Avg Per Game	6/1435	5/7103
Neutral Site Games		0/0

Score by Quarters	1st	2nd	3rd	4th	OT	Total
App State	94	91	75	90	0	350
Opponents	55	57	54	46	0	212

2020 APP STATE FOOTBALL
App State Overall Individual Statistics (as of Dec 14, 2020)
All games

Rushing	gp	att	gain	loss	net	avg	td	lg	avg/g
Peoples, C.	10	146	820	13	807	5.5	7	63	80.7
Harrington, D.	6	106	603	8	595	5.6	7	55	99.2
Noel, Nate	9	79	492	8	484	6.1	3	70	53.8
Williams Jr., M	7	62	414	12	402	6.5	2	48	57.4
Thomas, Zac	11	86	445	168	277	3.2	2	60	25.2
Castle, A.	11	17	107	3	104	6.1	0	49	9.5
Huesman, Jacob	5	1	8	0	8	8.0	1	8	1.6
Tucker, Milan	10	1	7	0	7	7.0	0	7	0.7
Williams, Ben	1	2	6	0	6	3.0	0	3	6.0
Williams, Malik	10	1	0	2	-2	-2.0	0	0	-0.2
TEAM	9	5	0	9	-9	-1.8	0	0	-1.0
Total	11	506	2902	223	2679	5.3	22	70	243.5
Opponents	11	389	1925	337	1588	4.1	13	62	144.4

Passing	gp	effic	comp-att-int	pct	yds	td	lg	avg/g
Thomas, Zac	11	142.91	178-275-11	64.7	2075	19	62	188.6
Huesman, Jacob	5	146.40	3-4-0	75.0	34	0	14	6.8
Williams, Malik	10	0.00	0-2-0	0.0	0	0	0	0.0
TEAM	9	0.00	0-2-0	0.0	0	0	0	0.0
Total	11	140.94	181-283-11	64.0	2109	19	62	191.7
Opponents	11	98.06	146-314-14	46.5	1868	10	87	169.8

Receiving	gp	no.	yds	avg	td	lg	avg/g
Hennigan, T.	11	45	571	12.7	3	51	51.9
Williams, Malik	10	41	536	13.1	3	62	53.6
Virgil, Jalen	8	20	210	10.5	3	33	26.2
Wells, C.	9	14	220	15.7	4	46	24.4
Pearson, Henry	7	13	133	10.2	2	33	19.0
Davis, Dashaun	6	11	71	6.5	0	14	11.8
Gibbs, Miller	9	7	79	11.3	1	32	8.8
Evans, Mike	6	5	75	15.0	1	41	12.5
Crosby, Zac	3	4	20	5.0	0	11	6.7
Horn, Christan	8	3	79	26.3	0	54	9.9
Peoples, C.	10	3	15	5.0	0	13	1.5
Williams Jr., M	7	3	5	1.7	0	6	0.7
Noel, Nate	9	2	25	12.5	0	16	2.8
Henry, Jake	7	2	22	11.0	0	17	3.1
Harrington, D.	6	2	15	7.5	0	10	2.5
Tucker, Milan	10	2	11	5.5	0	8	1.1
Spurlin, Caleb	11	2	3	1.5	2	2	0.3
Ross, Trey	10	1	17	17.0	0	17	1.7
Wilson, Eli	3	1	2	2.0	0	2	0.7
Total	11	181	2109	11.7	19	62	191.7
Opponents	11	146	1868	12.8	10	87	169.8

Punt Returns	no.	yds	avg	td	lg
Williams, Malik	9	104	11.6	0	36
Hennigan, T.	7	45	6.4	0	15
Total	16	149	9.3	0	36
Opponents	16	27	1.7	0	11

Interceptions	no.	yds	avg	td	lg
Harrington, B.	4	95	23.8	1	49
Huff, Ryan	3	0	0.0	0	0
Smith, Kaiden	2	-2	-1.0	0	0
Jackson, D.	2	44	22.0	0	44
Ross, Nicholas	1	-3	-3.0	0	0
Jean-Charles, S	1	0	0.0	0	0
Jones, Steven	1	34	34.0	1	34
Total	14	168	12.0	2	49
Opponents	11	106	9.6	2	38

Kick Returns	no.	yds	avg	td	lg
Jones, Steven	16	340	21.2	0	41
Virgil, Jalen	6	202	33.7	1	100
Williams, Malik	4	70	17.5	0	25
Hennigan, T.	2	31	15.5	0	16
Heilig, Jourdan	1	10	10.0	0	10
Total	29	653	22.5	1	100
Opponents	40	697	17.4	1	97

Fumble Returns	no.	yds	avg	td	lg
Total	0	0	0.0	0	0
Opponents	2	5	2.5	0	3

2020 APP STATE FOOTBALL
App State Overall Individual Statistics (as of Dec 14, 2020)
All games

Scoring	td	fg	PAT				dxp	saf	pts
			kick	rush	rcv	pass			
Staton, C.	-	13-19	43-44	-	-	-	-	-	82
Harrington, D.	7	-	-	-	-	-	-	-	42
Peoples, C.	7	-	-	-	-	-	-	-	42
Virgil, Jalen	4	-	-	-	-	-	-	-	24
Wells, C.	4	-	-	-	-	-	-	-	24
Noel, Nate	3	-	-	-	-	-	-	-	18
Hennigan, T.	3	-	-	-	-	-	-	-	18
Williams, Malik	3	-	-	-	-	-	-	-	18
Thomas, Zac	2	-	-	-	-	-	-	-	12
Williams Jr., M	2	-	-	-	-	-	-	-	12
Spurlin, Caleb	2	-	-	-	-	-	-	-	12
Pearson, Henry	2	-	-	-	-	-	-	-	12
Harrington, B.	1	-	-	-	-	-	-	-	6
Huesman, Jacob	1	-	-	-	-	-	-	-	6
Evans, Mike	1	-	-	-	-	-	-	-	6
Gibbs, Miller	1	-	-	-	-	-	-	-	6
Jones, Steven	1	-	-	-	-	-	-	-	6
TEAM	-	-	-	-	-	-	-	2	4
Total	44	13-19	43-44	-	-	-	-	2	350
Opponents	26	12-13	16-18	2-3	-	0-4	-	-	212

Total Offense	g	plays	rush	pass	total	avg/g
Thomas, Zac	11	361	277	2075	2352	213.8
Peoples, C.	10	146	807	0	807	80.7
Harrington, D.	6	106	595	0	595	99.2
Noel, Nate	9	79	484	0	484	53.8
Williams Jr., M	7	62	402	0	402	57.4
Castle, A.	11	17	104	0	104	9.5
Huesman, Jacob	5	5	8	34	42	8.4
Tucker, Milan	10	1	7	0	7	0.7
Williams, Ben	1	2	6	0	6	6.0
Williams, Malik	10	3	-2	0	-2	-0.2
TEAM	9	7	-9	0	-9	-1.0
Total	11	789	2679	2109	4788	435.3
Opponents	11	703	1588	1868	3456	314.2

Field Goals	fg	pct.	01-19	20-29	30-39	40-49	50-99	lg	blk
Staton, C.	13-19	68.4	0-0	1-2	8-11	4-5	0-1	45	1
FG Sequence	App State				Opponents				
Charlotte	34				(23),(49)				
Marshall	26				(29)				
Campbell	(32)				-				
Arkansas State	(39)				24,(34)				
ULM	(38),43				-				
Texas State	(33)				(42)				
Georgia State	(21)				(23),(32)				
Coastal Carolina	50,(44),(36),(45)				(51)				
TROY	(42),(30)				(27)				
Louisiana	37,(43),30				(26)				
Georgia Southern	(33),(37)				(33),(47)				

Punting	no.	yds	avg	lg	tb	fc	i20	50+	blk
Subotsch, X.	32	1355	42.3	56	1	12	9	3	0
Thomas, Zac	1	30	30.0	30	0	0	1	0	0
Total	33	1385	42.0	56	1	12	10	3	0
Opponents	53	2240	42.3	66	3	22	9	8	0
Kickoffs	no.	yds	avg	tb	ob	retn	net	ydln	
Casey, Ryker	41	2311	56.4	12	2				
Staton, C.	27	1537	56.9	3	2				
Total	68	3848	56.6	15	4	17.4	40.8	24	
Opponents	46	2776	60.3	15	2	22.5	38.0	27	

Numbers in (parentheses) indicate field goal was made.

2020 APP STATE FOOTBALL
App State Overall Individual Statistics (as of Dec 14, 2020)
All games

All Purpose	g	rush	rcv	pr	kr	ir	total	avg/g
Peoples, C.	10	807	15	0	0	0	822	82.2
Williams, Malik	10	-2	536	104	70	0	708	70.8
Hennigan, T.	11	0	571	45	31	0	647	58.8
Harrington, D.	6	595	15	0	0	0	610	101.7
Noel, Nate	9	484	25	0	0	0	509	56.6
Virgil, Jalen	8	0	210	0	202	0	412	51.5
Williams Jr., M	7	402	5	0	0	0	407	58.1
Jones, Steven	11	0	0	0	340	34	374	34.0
Thomas, Zac	11	277	0	0	0	0	277	25.2
Wells, C.	9	0	220	0	0	0	220	24.4
Pearson, Henry	7	0	133	0	0	0	133	19.0
Castle, A.	11	104	0	0	0	0	104	9.5
Harrington, B.	11	0	0	0	0	95	95	8.6
Horn, Christan	8	0	79	0	0	0	79	9.9
Gibbs, Miller	9	0	79	0	0	0	79	8.8
Evans, Mike	6	0	75	0	0	0	75	12.5
Davis, Dashaun	6	0	71	0	0	0	71	11.8
Jackson, D.	11	0	0	0	0	44	44	4.0
Henry, Jake	7	0	22	0	0	0	22	3.1
Crosby, Zac	3	0	20	0	0	0	20	6.7
Tucker, Milan	10	7	11	0	0	0	18	1.8
Ross, Trey	10	0	17	0	0	0	17	1.7
Heilig, Jourdan	11	0	0	0	10	0	10	0.9
Huesman, Jacob	5	8	0	0	0	0	8	1.6
Williams, Ben	1	6	0	0	0	0	6	6.0
Spurlin, Caleb	11	0	3	0	0	0	3	0.3
Wilson, Eli	3	0	2	0	0	0	2	0.7
Smith, Kaiden	11	0	0	0	0	-2	-2	-0.2
Ross, Nicholas	11	0	0	0	0	-3	-3	-0.3
TEAM	9	-9	0	0	0	0	-9	-1.0
Total	11	2679	2109	149	653	168	5758	523.5
Opponents	11	1588	1868	27	697	106	4326	393.3

2020 APP STATE FOOTBALL
App State Overall Defensive Statistics (as of Dec 14, 2020)
All games

##	Defensive Leaders	gp	Tackles				Sacks no-yds	Pass defense			Fumbles		blkd	
			ua	a	tot	tfl/yds		int-yds	brup	qbh	rcv-yds	ff	kick	saf
7	Cobb, Trey	11	30	49	79	9.5-29	3.0-12	.	1	6
52	Jackson, D.	11	31	45	76	4.5-21	1.5-14	2-44	6	4	1-0	.	.	.
13	Smith, Kaiden	11	39	25	64	1.0-1	.	2--2	8	.	.	1	.	.
3	Jolly, Shaun	11	28	14	42	2.0-10	0.5-4	.	6	.	.	2	.	.
9	Taylor, D.	11	20	18	38	13.0-69	6.0-45	.	4	7	.	2	.	.
29	Harrington, B.	11	19	18	37	4.0-8	.	4-95	5	3
31	Hampton, Nick	9	17	18	35	3.5-14	2.0-12	.	1	7	1-0	1	.	.
8	Jean-Charles, S	11	21	13	34	1.0-5	.	1-0	16
21	Huff, Ryan	11	20	12	32	1.5-2	.	3-0	4	.	.	1	.	.
26	Ross, Nicholas	11	18	10	28	.	.	1--3	.	.	.	1	.	.
99	Earle, Jordon	11	8	20	28	1.0-2	0.5-1	.	.	1	1-0	.	.	.
97	Spurlin, Caleb	11	8	18	26	4.0-18	2.5-16	.	.	3	.	2	.	.
10	Frizzell, Tim	10	11	8	19	5.0-31	2.5-24	.	.	1
1J	Jones, Steven	11	14	3	17	.	.	1-34	3
51	Bird, Tyler	11	9	8	17	0.5-1	.	.	1	1
15	Roof, T.D.	10	7	9	16
34	Heilig, Jourdan	11	8	8	16
55	Blackstock, G.	5	3	9	12	2.5-8	0.5-3	.	.	2
43	Paillant, H.	11	1	10	11	1.5-1	1.0-1	.	.	1
33	Mitchell, J.	9	5	5	10
91	Dawkins, Tommy	11	2	7	9	2
35	McLeod, Jalen	4	7	2	9	2.0-18	2.0-18	1	.	.
57	Diarrassouba	10	.	7	7	0.5-0
28	Brown, KeSean	11	4	1	5	1.0-1	.	.	.	1
19	Smith, Mike	8	.	4	4	1
17	Wright, Tommy	10	4	.	4
37	Ellenberger, T.	2	.	4	4	0.5-1
50	Dingle-Prince	4	2	1	3
48	Walliser, T.	9	2	1	3	1.5-2	1.0-1
0	Tucker, Milan	10	2	1	3
46	Washington, C.	4	.	2	2
90	Pickett, Dorian	2	1	.	1
14	Williams, Malik	10	.	1	1
4	Harrington, D.	6	1	.	1
2	Dawson, Kaleb	11	1	.	1
27	Clarke, Ronald	3	.	1	1
25	Greene, Jackson	9	.	1	1
12	Thomas, Zac	11	1	.	1
16	Wells, C.	9	1	.	1
5H	Hunter, Baer	11	1	.	1
88	Pearson, Henry	7	.	1	1
9S	Staton, C.	11	.	1	1
56	Casey, Ryker	8	.	1	1
58	Neuzil, Ryan	11	1	.	1
42	Johnstone, C.	11	.	1	1
TM	TEAM	9	2
36	Haigler, Kevon	2	1
Total		11	347	357	704	60-242	22-151	14-168	56	40	3-0	11	.	2
Opponents		11	422	472	894	57-217	21-131	11-106	26	21	6-5	14	1	.

2020 APP STATE FOOTBALL
App State Team Game-by-Game (as of Dec 14, 2020)
All games

TEAM STATISTICS

		Rushing				Receiving				Passing				Kick Returns				Punt Returns				tot		
Date	Opponent	no.	yds	td	lg	no.	yds	td	lg	cmp	att	int	yds	td	lg	no.	yds	td	lg	no.	yds	td	lg	off
Sep 12	CHARLOTTE	50	308	4	34	14	204	1	51	14-21-1	204	1	51	0	0	0	0	2	1	0	1		512	
Sep 19	at Marshall	33	96	0	11	22	268	1	41	22-39-1	268	1	41	4	67	0	22	1	7	0	7		364	
Sep 26	CAMPBELL	60	404	7	40	12	131	0	39	12-18-0	131	0	39	4	67	0	18	4	37	0	15		535	
Oct 22	ARKANSAS STATE	44	305	2	60	16	216	4	46	16-23-1	216	4	46	0	0	0	0	1	3	0	3		521	
Oct 31	at ULM	52	328	2	48	13	152	2	37	13-18-1	152	2	37	1	15	0	15	1	23	0	23		480	
Nov 07	at Texas State	43	258	1	32	18	168	3	32	18-28-0	168	3	32	1	27	0	27	1	21	0	21		426	
Nov 14	GEORGIA STATE	47	130	1	16	19	180	1	55	19-26-1	180	1	55	4	106	0	41	1	4	0	4		310	
Nov 21	at Coastal Carolina	46	204	1	50	17	211	1	62	17-30-3	211	1	62	6	88	0	27	0	0	0	0		415	
Nov 28	TROY	38	275	1	63	22	279	4	54	22-30-0	279	4	54	1	36	0	36	1	0	0	0		554	
Dec 04	LOUISIANA	49	198	2	33	10	92	0	16	10-21-2	92	0	16	6	121	0	25	2	46	0	36		290	
Dec 12	at Georgia Southern	44	173	1	70	18	208	2	33	18-29-1	208	2	33	2	126	1	100	2	7	0	6		381	
		506	2679	22	70	181	2109	19	62	181-283-11	2109	19	62	29	653	1	100	16	149	0	36		4788	
Opponents		389	1588	13	62	146	1868	10	87	146-314-14	1868	10	87	40	697	1	97	16	27	0	11		3456	

Games: 11 • Avg/rush: 5.3 • Avg/catch: 11.7 • Pass effic: 140.94 • KR avg: 22.5 • PR avg: 9.3 • All purpose avg/game: 523.5 • Total offense avg/gm: 435.3

Date	Opponent	Tackles				Sacks no-yds	Fumble		Pass Defense			blkd kick	PAT Attempts			off		
		ua	a	total	tfl-yds		ff	fr-yds	int-yds	qbh	brup		kick	rush	rcv	saf	t/o	pts
Sep 12	CHARLOTTE	28	30	58	6.0-18	1.0-6	1	0-0	2-44	5	7	0	5-5	0	0	0	0	35
Sep 19	at Marshall	18	76	94	0.0-0	0.0-0	0	0-0	1-0	5	8	0	1-1	0	0	0	0	7
Sep 26	CAMPBELL	30	28	58	4.0-15	2.0-11	1	0-0	0-0	3	5	0	7-7	0	0	0	0	52
Oct 22	ARKANSAS STATE	47	26	73	12.0-71	6.0-54	1	0-0	2-44	3	5	0	6-6	0	0	0	7	45
Oct 31	at ULM	33	16	49	5.0-14	3.0-12	1	0-0	3-0	8	6	0	4-4	0	0	0	0	31
Nov 07	at Texas State	38	28	66	7.0-30	2.0-15	0	0-0	2-49	5	5	0	5-5	0	0	0	14	38
Nov 14	GEORGIA STATE	30	30	60	9.0-36	3.0-25	3	1-0	0-0	4	9	0	2-2	0	0	0	3	17
Nov 21	at Coastal Carolina	28	29	57	8.0-42	4.0-24	2	1-0	0-0	1	3	0	2-2	0	0	0	0	23
Nov 28	TROY	26	38	64	3.0-5	0.0-0	0	0-0	1-34	0	3	0	5-6	0	0	0	7	47
Dec 04	LOUISIANA	31	28	59	3.0-4	0.0-0	1	0-0	0-0	5	3	0	2-2	0	0	2	0	21
Dec 12	at Georgia Southern	38	28	66	3.0-7	1.0-4	1	1-0	3--3	1	2	0	4-4	0	0	0	3	34
		347	357	704	60.0-242	23.0-151	11	3-0	14-168	40	56	0	43-44	0	0	2	34	350
Opponents		422	472	894	57.0-217	21.0-131	14	6-5	11-106	21	26	1	16-18	2	0	0	44	212

		Punting										Field Goals			Kickoffs				
Date	Opponent	no.	yds	avg	long	blkd	tb	fc	50+	i20	md-att	long	blkd	no.	yds	avg	tb	ob	
Sep 12	CHARLOTTE	2	86	43.0	52	0	0	1	1	1	0-1	0	1	6	312	52.0	1	0	
Sep 19	at Marshall	6	249	41.5	48	0	0	3	0	2	0-1	0	0	2	122	61.0	0	0	
Sep 26	CAMPBELL	1	28	28.0	28	0	0	0	0	1	1-1	32	0	9	575	63.9	4	1	
Oct 22	ARKANSAS STATE	3	122	40.7	43	0	0	1	0	0	1-1	39	0	8	456	57.0	0	0	
Oct 31	at ULM	1	44	44.0	44	0	0	0	0	1	1-2	38	0	6	338	56.3	0	0	
Nov 07	at Texas State	5	220	44.0	49	0	0	1	0	2	1-1	33	0	7	424	60.6	3	0	
Nov 14	GEORGIA STATE	6	266	44.3	56	0	1	3	1	0	1-1	21	0	4	185	46.2	1	0	
Nov 21	at Coastal Carolina	1	36	36.0	36	0	0	0	0	0	3-4	45	0	6	294	49.0	0	2	
Nov 28	TROY	1	44	44.0	44	0	0	1	0	0	2-2	42	0	9	495	55.0	4	0	
Dec 04	LOUISIANA	1	48	48.0	48	0	0	0	0	0	1-3	43	0	4	205	51.2	0	0	
Dec 12	at Georgia Southern	6	242	40.3	50	0	0	2	1	3	2-2	37	0	7	442	63.1	2	1	
		33	1385	42.0	56	0	1	12	3	10	13-19	45	1	68	3848	56.6	15	4	
Opponents		53	2240	42.3	66	0	3	22	8	9	12-13	51	0	46	2776	60.3	15	2	

2020 APP STATE FOOTBALL
App State Opponent Game-by-Game (as of Dec 14, 2020)
All games

OPPONENT STATISTICS

		Rushing				Receiving				Passing				Kick Returns				Punt Returns				tot
Date	Opponent	no.	yds	td	lg	no.	yds	td	lg	cmp-att-int	yds	td	lg	no.	yds	td	lg	no.	yds	td	lg	off
Sep 12	CHARLOTTE	30	146	1	29	11	140	0	41	11-30-2	140	0	41	5	147	1	97	1	7	0	7	286
Sep 19	at Marshall	45	216	2	21	11	163	0	67	11-25-1	163	0	67	2	42	0	34	3	14	0	11	379
Sep 26	CAMPBELL	37	117	2	13	8	188	1	87	8-20-0	188	1	87	4	50	0	23	0	0	0	0	305
Oct 22	ARKANSAS STATE	35	73	2	48	22	295	0	42	22-42-2	295	0	42	6	165	0	39	2	-10	0	0	368
Oct 31	at ULM	21	68	1	21	22	154	1	16	22-41-3	154	1	16	5	62	0	23	0	0	0	0	222
Nov 07	at Texas State	30	215	0	33	21	205	2	75	21-38-2	205	2	75	4	69	0	25	3	-1	0	1	420
Nov 14	GEORGIA STATE	38	148	0	48	11	152	1	40	11-33-0	152	1	40	0	0	0	0	2	6	0	6	300
Nov 21	at Coastal Carolina	34	169	2	62	12	200	2	75	12-21-0	200	2	75	3	26	0	14	0	0	0	0	369
Nov 28	TROY	33	106	0	15	13	125	1	33	13-22-1	125	1	33	3	34	0	20	0	0	0	0	231
Dec 04	LOUISIANA	45	126	2	43	8	101	1	25	8-24-0	101	1	25	4	49	0	16	1	3	0	3	227
Dec 12	at Georgia Southern	41	204	1	55	7	145	1	78	7-18-3	145	1	78	4	53	0	17	4	8	0	5	349
		389	1588	13	62	146	1868	10	87	146-314-14	1868	10	87	40	697	1	97	16	27	0	11	3456
App State		506	2679	22	70	181	2109	19	62	181-283-11	2109	19	62	29	653	1	100	16	149	0	36	4788

Games: 11 • Avg/rush: 4.1 • Avg/catch: 12.8 • Pass effic: 98.06 • KR avg: 17.4 • PR avg: 1.7 • All purpose avg/game: 393.3 • Total offense avg/gm: 314.2

		Tackles				Sacks	Fumble		Pass Defense			blkd	PAT Attempts			off		
Date	Opponent	ua	a	total	tfl-yds	no-yds	ff	fr-yds	int-yds	qbh	brup	kick	kick	rush	rcv	saf	t/o	pts
Sep 12	CHARLOTTE	32	50	82	5.0-7	0.0-0	2	2-3	1--2	0	0	1	2-2	0	0	0	10	20
Sep 19	at Marshall	28	58	86	3.0-16	3.0-16	2	1-0	1-0	8	5	0	2-2	0	0	0	0	17
Sep 26	CAMPBELL	43	54	97	3.0-19	1.0-10	0	0-0	0-0	0	3	0	1-2	1	0	0	0	21
Oct 22	ARKANSAS STATE	36	36	72	6.0-17	1.0-4	3	1-0	1-0	0	1	0	2-2	0	0	0	0	17
Oct 31	at ULM	48	24	72	5.0-12	1.0-4	0	0-0	1-35	0	0	0	1-1	0	0	0	0	13
Nov 07	at Texas State	41	32	73	2.0-7	1.0-6	2	0-0	0-0	4	7	0	2-2	0	0	0	0	17
Nov 14	GEORGIA STATE	39	52	91	10.0-31	4.0-17	0	0-0	1-0	2	1	0	1-1	0	0	0	0	13
Nov 21	at Coastal Carolina	38	50	88	7.0-40	3.0-27	2	0-0	3-45	3	1	0	1-2	0	0	0	13	34
Nov 28	TROY	31	48	79	3.0-8	1.0-2	1	0-0	0-0	0	3	0	1-1	0	0	0	0	10
Dec 04	LOUISIANA	43	40	83	6.0-25	3.0-20	1	1-2	2-0	1	2	0	1-1	1	0	0	14	24
Dec 12	at Georgia Southern	43	28	71	7.0-35	3.0-25	1	1-0	1-28	3	3	0	2-2	0	0	0	7	26
		422	472	894	57.0-217	21.0-131	14	6-5	11-106	21	26	1	16-18	2	0	0	44	212
App State		347	357	704	60.0-242	23.0-151	11	3-0	14-168	40	56	0	43-44	0	0	2	34	350

		Punting									Field Goals			Kickoffs				
Date	Opponent	no.	yds	avg	long	blkd	tb	fc	50+	i20	md-att	long	blkd	no.	yds	avg	tb	ob
Sep 12	CHARLOTTE	4	143	35.8	47	0	0	1	0	1	2-2	49	0	5	325	65.0	5	0
Sep 19	at Marshall	5	193	38.6	46	0	0	2	0	1	1-1	29	0	4	248	62.0	0	0
Sep 26	CAMPBELL	5	194	38.8	45	0	0	1	0	0	0-0	0	0	3	168	56.0	0	0
Oct 22	ARKANSAS STATE	6	234	39.0	45	0	0	5	0	1	1-2	34	0	3	195	65.0	3	0
Oct 31	at ULM	5	246	49.2	63	0	2	2	1	0	0-0	0	0	2	123	61.5	0	1
Nov 07	at Texas State	4	163	40.8	43	0	0	2	0	1	1-1	42	0	4	259	64.8	3	0
Nov 14	GEORGIA STATE	7	297	42.4	54	0	0	2	2	1	2-2	32	0	4	244	61.0	0	0
Nov 21	at Coastal Carolina	3	127	42.3	62	0	1	1	1	1	1-1	51	0	7	404	57.7	1	0
Nov 28	TROY	6	292	48.7	66	0	0	2	2	1	1-1	27	0	3	191	63.7	2	0
Dec 04	LOUISIANA	2	79	39.5	40	0	0	0	0	0	1-1	26	0	6	341	56.8	0	0
Dec 12	at Georgia Southern	6	272	45.3	54	0	0	4	2	2	2-2	47	0	5	278	55.6	1	1
		53	2240	42.3	66	0	3	22	8	9	12-13	51	0	46	2776	60.3	15	2
App State		33	1385	42.0	56	0	1	12	3	10	13-19	45	1	68	3848	56.6	15	4

2020 APP STATE FOOTBALL
App State Game Superlatives (as of Dec 14, 2020)
All games

INDIVIDUAL GAME HIGHS

Rushes	32	Harrington, D. vs Campbell (Sep 26, 2020)
Yards Rushing	211	Harrington, D. vs Campbell (Sep 26, 2020)
TD Rushes	4	Harrington, D. vs Campbell (Sep 26, 2020)
Long Rush	70	Noel, Nate at Georgia Southern (Dec 12, 2020)
Pass attempts	38	Thomas, Zac at Marshall (Sep 19, 2020)
Pass completions	22	Thomas, Zac at Marshall (Sep 19, 2020)
	22	Thomas, Zac vs TROY (Nov 28, 2020)
Yards Passing	279	Thomas, Zac vs TROY (Nov 28, 2020)
TD Passes	4	Thomas, Zac vs Arkansas State (Oct 22, 2020)
	4	Thomas, Zac vs TROY (Nov 28, 2020)
Long Pass	62	Thomas, Zac at Coastal Carolina (Nov 21, 2020)
Receptions	8	Hennigan, T. at Georgia Southern (Dec 12, 2020)
Yards Receiving	120	Hennigan, T. vs Charlotte (Sep 12, 2020)
TD Receptions	2	Wells, C. vs Arkansas State (Oct 22, 2020)
Long Reception	62	Williams, Malik at Coastal Carolina (Nov 21, 2020)
Field Goals	3	Staton, C. at Coastal Carolina (Nov 21, 2020)
Long Field Goal	45	Staton, C. at Coastal Carolina (Nov 21, 2020)
Punts	6	Subotsch, X. at Marshall (Sep 19, 2020)
	6	Subotsch, X. vs Georgia State (Nov 14, 2020)
Punting Avg	48.0	Subotsch, X. vs Louisiana (Dec 04, 2020)
Long Punt	56	Subotsch, X. vs Georgia State (Nov 14, 2020)
Punts inside 20	2	Subotsch, X. at Marshall (Sep 19, 2020)
	2	Subotsch, X. at Texas State (Nov 07, 2020)
	2	Subotsch, X. at Georgia Southern (Dec 12, 2020)
Long Punt Return	36	Williams, Malik vs Louisiana (Dec 04, 2020)
Long Kickoff Return	100	Virgil, Jalen at Georgia Southern (Dec 12, 2020)
Tackles	14	Cobb, Trey at Marshall (Sep 19, 2020)
Sacks	2.0	Taylor, D. vs Arkansas State (Oct 22, 2020)
Tackles For Loss	3.5	Cobb, Trey vs Arkansas State (Oct 22, 2020)
	3.5	Taylor, D. vs Georgia State (Nov 14, 2020)
Interceptions	2	Jackson, D. vs Arkansas State (Oct 22, 2020)
	2	Huff, Ryan at ULM (Oct 31, 2020)

2020 APP STATE FOOTBALL
App State Game Superlatives (as of Dec 14, 2020)
All games

TEAM GAME HIGHS

Rushes	60	vs Campbell (Sep 26, 2020)
Yards Rushing	404	vs Campbell (Sep 26, 2020)
Yards Per Rush	7.2	vs TROY (Nov 28, 2020)
TD Rushes	7	vs Campbell (Sep 26, 2020)
Pass attempts	39	at Marshall (Sep 19, 2020)
Pass completions	22	at Marshall (Sep 19, 2020)
	22	vs TROY (Nov 28, 2020)
Yards Passing	279	vs TROY (Nov 28, 2020)
Yards Per Pass	9.7	vs Charlotte (Sep 12, 2020)
TD Passes	4	vs Arkansas State (Oct 22, 2020)
	4	vs TROY (Nov 28, 2020)
Total Plays	78	vs Campbell (Sep 26, 2020)
Total Offense	554	vs TROY (Nov 28, 2020)
Yards Per Play	8.1	vs TROY (Nov 28, 2020)
Points	52	vs Campbell (Sep 26, 2020)
Sacks By	6	vs Arkansas State (Oct 22, 2020)
First Downs	31	vs Campbell (Sep 26, 2020)
Penalties	12	vs TROY (Nov 28, 2020)
Penalty Yards	98	vs Arkansas State (Oct 22, 2020)
Turnovers	3	vs Charlotte (Sep 12, 2020)
	3	at Coastal Carolina (Nov 21, 2020)
	3	vs Louisiana (Dec 04, 2020)
Interceptions By	3	at ULM (Oct 31, 2020)
	3	at Georgia Southern (Dec 12, 2020)
Punts	6	at Marshall (Sep 19, 2020)
	6	vs Georgia State (Nov 14, 2020)
	6	at Georgia Southern (Dec 12, 2020)
Punting Avg	48.0	vs Louisiana (Dec 04, 2020)
Long Punt	56	vs Georgia State (Nov 14, 2020)
Punts inside 20	3	at Georgia Southern (Dec 12, 2020)
Long Punt Return	36	vs Louisiana (Dec 04, 2020)

2020 APP STATE FOOTBALL
App State Game Superlatives (as of Dec 14, 2020)
All games

OPPONENT INDIVIDUAL GAME HIGHS

Rushes	28	KNOX, Brenden, at Marshall (Sep 19, 2020)
Yards Rushing	138	KNOX, Brenden, at Marshall (Sep 19, 2020)
TD Rushes	2	WILLIAMS, H., vs Campbell (Sep 26, 2020)
	2	Ragas, Trey, vs Louisiana (Dec 04, 2020)
Long Rush	62	McCall, G., at Coastal Carolina (Nov 21, 2020)
Pass attempts	38	Vitt, Tyler, at Texas State (Nov 07, 2020)
Pass completions	21	Vitt, Tyler, at Texas State (Nov 07, 2020)
Yards Passing	205	Vitt, Tyler, at Texas State (Nov 07, 2020)
TD Passes	2	Vitt, Tyler, at Texas State (Nov 07, 2020)
	2	McCall, G., at Coastal Carolina (Nov 21, 2020)
Long Pass	87	HARTLEY, Wiley, vs Campbell (Sep 26, 2020)
Receptions	6	Adams, Jonathan, vs Arkansas State (Oct 22, 2020)
	6	Barbee, Marcell, at Texas State (Nov 07, 2020)
Yards Receiving	134	Adams, Jonathan, vs Arkansas State (Oct 22, 2020)
TD Receptions	1	HITE, Austin, vs Campbell (Sep 26, 2020)
	1	Jackson, Malik, at ULM (Oct 31, 2020)
	1	Banks, Javen, at Texas State (Nov 07, 2020)
	1	Barbee, Marcell, at Texas State (Nov 07, 2020)
	1	Pinckney, Sam, vs Georgia State (Nov 14, 2020)
	1	Marable, C.J., at Coastal Carolina (Nov 21, 2020)
	1	Likely, I., at Coastal Carolina (Nov 21, 2020)
	1	Geiger, Kaylon, vs TROY (Nov 28, 2020)
	1	Ragas, Trey, vs Louisiana (Dec 04, 2020)
	1	D. Carter Jr., at Georgia Southern (Dec 12, 2020)
Long Reception	87	HITE, Austin, vs Campbell (Sep 26, 2020)
Field Goals	2	CRUZ, Jonathan, vs Charlotte (Sep 12, 2020)
	2	Ruiz, Noel, vs Georgia State (Nov 14, 2020)
	2	A. Raynor, at Georgia Southern (Dec 12, 2020)
Long Field Goal	51	Biscardi, M., at Coastal Carolina (Nov 21, 2020)
Punts	6	Hanson, Ryan, vs Arkansas State (Oct 22, 2020)
	6	Hayes, Michael, vs Georgia State (Nov 14, 2020)
	6	A. Beck II, at Georgia Southern (Dec 12, 2020)
Punting Avg	49.8	Sparks, Daniel, at ULM (Oct 31, 2020)
Long Punt	66	Martin, Jack, vs TROY (Nov 28, 2020)
Punts inside 20	2	A. Beck II, at Georgia Southern (Dec 12, 2020)
Long Punt Return	11	KEATON, Talik, at Marshall (Sep 19, 2020)
Long Kickoff Return	97	MCALLISTER, A., vs Charlotte (Sep 12, 2020)
Tackles	16	DELUCA, Ben, vs Charlotte (Sep 12, 2020)
	16	BECKETT, T., at Marshall (Sep 19, 2020)
Sacks	2.0	Q. Williams, at Georgia Southern (Dec 12, 2020)
Tackles For Loss	3.0	Carroll, Blake, vs Georgia State (Nov 14, 2020)
	3.0	Brewer, C., at Coastal Carolina (Nov 21, 2020)
Interceptions	2	Strong, D., at Coastal Carolina (Nov 21, 2020)

2020 APP STATE FOOTBALL
App State Game Superlatives (as of Dec 14, 2020)
All games

OPPONENT TEAM GAME HIGHS

Rushes	45	at Marshall (Sep 19, 2020)
	45	vs Louisiana (Dec 04, 2020)
Yards Rushing	216	at Marshall (Sep 19, 2020)
Yards Per Rush	7.2	at Texas State (Nov 07, 2020)
TD Rushes	2	at Marshall (Sep 19, 2020)
	2	vs Campbell (Sep 26, 2020)
	2	vs Arkansas State (Oct 22, 2020)
	2	at Coastal Carolina (Nov 21, 2020)
	2	vs Louisiana (Dec 04, 2020)
Pass attempts	42	vs Arkansas State (Oct 22, 2020)
Pass completions	22	vs Arkansas State (Oct 22, 2020)
	22	at ULM (Oct 31, 2020)
Yards Passing	295	vs Arkansas State (Oct 22, 2020)
Yards Per Pass	9.5	at Coastal Carolina (Nov 21, 2020)
TD Passes	2	at Texas State (Nov 07, 2020)
	2	at Coastal Carolina (Nov 21, 2020)
Total Plays	77	vs Arkansas State (Oct 22, 2020)
Total Offense	420	at Texas State (Nov 07, 2020)
Yards Per Play	6.7	at Coastal Carolina (Nov 21, 2020)
Points	34	at Coastal Carolina (Nov 21, 2020)
Sacks By	4	vs Georgia State (Nov 14, 2020)
First Downs	24	vs Arkansas State (Oct 22, 2020)
Penalties	11	at Marshall (Sep 19, 2020)
Penalty Yards	117	at Marshall (Sep 19, 2020)
Turnovers	4	at Georgia Southern (Dec 12, 2020)
Interceptions By	3	at Coastal Carolina (Nov 21, 2020)
Punts	7	vs Georgia State (Nov 14, 2020)
Punting Avg	49.2	at ULM (Oct 31, 2020)
Long Punt	66	vs TROY (Nov 28, 2020)
Punts inside 20	2	at Georgia Southern (Dec 12, 2020)
Long Punt Return	11	at Marshall (Sep 19, 2020)

App State Inside Opponent Red-Zone

35 of 47 (74.5%)

Opponents Inside App State Red-Zone

25 of 34 (73.5%)

2020 APP STATE FOOTBALL
App State By-Quarter Statistics (as of Dec 14, 2020)
All games

3rd-Down Conversions

Date	Opponent	Score	Overall		1st Qtr		2nd Qtr		3rd Qtr		4th Qtr		Overtime	
Sep 12, 2020	CHARLOTTE	W 35-20	6-10	60.0	0-2	0.0	2-2	100.0	0-2	0.0	4-4	100.0		
Sep 19, 2020	at Marshall	L 7-17	4-13	30.8	1-3	33.3	1-3	33.3	1-4	25.0	1-3	33.3		
Sep 26, 2020	CAMPBELL	W 52-21	9-12	75.0	0-2	0.0	4-5	80.0	4-4	100.0	1-1	100.0		
Oct 22, 2020	ARKANSAS STATE	W 45-17	10-15	66.7	3-3	100.0	4-6	66.7	2-4	50.0	1-2	50.0		
Oct 31, 2020	at ULM	W 31-13	4-11	36.4	1-1	100.0	0-1	0.0	3-5	60.0	0-4	0.0		
Nov 07, 2020	at Texas State	W 38-17	9-16	56.2	2-4	50.0	3-5	60.0	3-5	60.0	1-2	50.0		
Nov 14, 2020	GEORGIA STATE	W 17-13	8-16	50.0	2-4	50.0	1-5	20.0	2-3	66.7	3-4	75.0		
Nov 21, 2020	at Coastal Carolina	L 23-34	6-14	42.9	2-4	50.0	2-3	66.7	2-4	50.0	0-3	0.0		
Nov 28, 2020	TROY	W 47-10	8-13	61.5	3-3	100.0	4-6	66.7	1-3	33.3	0-1	0.0		
Dec 04, 2020	LOUISIANA	L 21-24	9-16	56.2	2-3	66.7	1-3	33.3	1-3	33.3	5-7	71.4		
Dec 12, 2020	at Georgia Southern	W 34-26	6-17	35.3	2-5	40.0	3-5	60.0	1-3	33.3	0-4	0.0		
App State			79-153	51.6	18-34	52.9	25-44	56.8	20-40	50.0	16-35	45.7	0-0	0.0
Opponents			58-154	37.7	12-37	32.4	16-44	36.4	17-36	47.2	13-37	35.1	0-0	0.0

4th-Down Conversions

Date	Opponent	Score	Overall		1st Qtr		2nd Qtr		3rd Qtr		4th Qtr		Overtime	
Sep 12, 2020	CHARLOTTE	W 35-20	0-1	0.0	0-0	0.0	0-0	0.0	0-1	0.0	0-0	0.0		
Sep 19, 2020	at Marshall	L 7-17	0-1	0.0	0-0	0.0	0-0	0.0	0-0	0.0	0-1	0.0		
Sep 26, 2020	CAMPBELL	W 52-21	1-1	100.0	1-1	100.0	0-0	0.0	0-0	0.0	0-0	0.0		
Oct 22, 2020	ARKANSAS STATE	W 45-17	1-1	100.0	0-0	0.0	1-1	100.0	0-0	0.0	0-0	0.0		
Oct 31, 2020	at ULM	W 31-13	3-4	75.0	0-0	0.0	1-1	100.0	0-1	0.0	2-2	100.0		
Nov 07, 2020	at Texas State	W 38-17	1-1	100.0	0-0	0.0	0-0	0.0	1-1	100.0	0-0	0.0		
Nov 14, 2020	GEORGIA STATE	W 17-13	0-1	0.0	0-0	0.0	0-1	0.0	0-0	0.0	0-0	0.0		
Nov 21, 2020	at Coastal Carolina	L 23-34	0-2	0.0	0-0	0.0	0-0	0.0	0-0	0.0	0-2	0.0		
Nov 28, 2020	TROY	W 47-10	1-2	50.0	0-0	0.0	0-0	0.0	1-1	100.0	0-1	0.0		
Dec 04, 2020	LOUISIANA	L 21-24	2-3	66.7	0-0	0.0	1-1	100.0	0-0	0.0	1-2	50.0		
Dec 12, 2020	at Georgia Southern	W 34-26	2-2	100.0	0-0	0.0	1-1	100.0	1-1	100.0	0-0	0.0		
App State			11-19	57.9	1-1	100.0	4-5	80.0	3-5	60.0	3-8	37.5	0-0	0.0
Opponents			10-22	45.5	3-4	75.0	4-6	66.7	1-2	50.0	2-10	20.0	0-0	0.0

Time of Possession

Date	Opponent	Score	Overall		1st Qtr		2nd Qtr		3rd Qtr		4th Qtr		Overtime	
Sep 12, 2020	CHARLOTTE	W 35-20	31:23		5:28		9:47		6:47		9:21			
Sep 19, 2020	at Marshall	L 7-17	28:01		7:55		6:37		8:41		4:48			
Sep 26, 2020	CAMPBELL	W 52-21	34:20		6:08		9:43		7:15		11:14			
Oct 22, 2020	ARKANSAS STATE	W 45-17	29:17		6:52		7:40		7:33		7:12			
Oct 31, 2020	at ULM	W 31-13	34:47		7:35		5:42		11:14		10:16			
Nov 07, 2020	at Texas State	W 38-17	32:15		7:18		8:34		10:15		6:08			
Nov 14, 2020	GEORGIA STATE	W 17-13	34:35		7:43		8:05		8:36		10:11			
Nov 21, 2020	at Coastal Carolina	L 23-34	33:50		12:21		6:44		8:02		6:43			
Nov 28, 2020	TROY	W 47-10	30:21		8:12		7:40		11:31		2:58			
Dec 04, 2020	LOUISIANA	L 21-24	35:43		9:33		7:43		5:32		12:55			
Dec 12, 2020	at Georgia Southern	W 34-26	34:52		9:56		7:49		8:23		8:44			
App State			Total	359:24	89:01		86:04		93:49		90:30		0:00	
			Avg.	32:40	8:05		7:49		8:31		8:13		0:00	
Opponents			Total	300:36	75:59		78:56		71:11		74:30		0:00	
			Avg.	27:19	6:54		7:10		6:28		6:46		0:00	

2020 APP STATE FOOTBALL
App State Games Played (as of Dec 14, 2020)
All games

##	PLAYER	GP-GS	CLT	MAR	CAM	ASU	ULM	TXST	GSU	CCU	TROY	LA	GS
51	Bird, Tyler	11/-	XXX	XXX	XXX	XXX	XXX	XXX	XXX	XXX	XXX	XXX	XXX
55	Blackstock, G.	5/5	START	START	START	START	START
65	Blackston, Gage	3/-	XXX	XXX	...	XXX
28	Brown, KeSean	11/-	XXX	XXX	XXX	XXX	XXX	XXX	XXX	XXX	XXX	XXX	XXX
56	Casey, Ryker	8/-	XXX	XXX	XXX	XXX	XXX	...	XXX	XXX	XXX
44	Castle, A.	11/-	XXX	XXX	XXX	XXX	XXX	XXX	XXX	XXX	XXX	XXX	XXX
27	Clarke, Ronald	3/-	XXX	...	XXX	XXX
7	Cobb, Trey	11/11	START	START	START	START	START	START	START	START	START	START	START
85	Crosby, Zac	3/-	XXX	XXX	...	XXX
75	Daley, Damion	11/2	XXX	XXX	START	XXX	XXX	XXX	START	XXX	XXX	XXX	XXX
1D	Davis, Dashaun	6/1	START	...	XXX	XXX	...	XXX	XXX	XXX	...
91	Dawkins, Tommy	11/-	XXX	XXX	XXX	XXX	XXX	XXX	XXX	XXX	XXX	XXX	XXX
2	Dawson, Kaleb	11/-	XXX	XXX	XXX	XXX	XXX	XXX	XXX	XXX	XXX	XXX	XXX
57	Diarrassouba	10/-	XXX	XXX	XXX	XXX	XXX	XXX	XXX	XXX	XXX	XXX	...
50	Dingle-Prince	4/-	XXX	XXX	...	XXX	XXX	...
89	Drews, August	1/-	XXX
99	Earle, Jordon	11/6	XXX	XXX	XXX	XXX	XXX	START	START	START	START	START	START
37	Ellenberger, T.	2/-	XXX	XXX
18	Evans, Mike	6/3	XXX	START	...	START	START	XXX	XXX
10	Frizzell, Tim	10/5	XXX	XXX	...	XXX	START	START	START	START	START	XXX	XXX
73	Garrison, Cole	10/10	START	START	START	START	START	START	START	START	START	START	...
81	Gibbs, Miller	9/1	XXX	XXX	...	XXX	XXX	START	XXX	XXX	XXX	...	XXX
25	Greene, Jackson	9/-	XXX	XXX	XXX	XXX	XXX	XXX	XXX	XXX	XXX
36	Haigler, Kevon	2/-	XXX	XXX
31	Hampton, Nick	9/5	START	START	...	START	...	XXX	XXX	XXX	XXX	START	START
60	Hannon, Noah	11/11	START	START	START	START	START	START	START	START	START	START	START
74	Hardy, Anderson	11/2	XXX	XXX	XXX	XXX	XXX	XXX	START	XXX	XXX	XXX	START
29	Harrington, B.	11/11	START	START	START	START	START	START	START	START	START	START	START
4	Harrington, D.	6/5	XXX	START	START	START	START	START
34	Heilig, Jourdan	11/-	XXX	XXX	XXX	XXX	XXX	XXX	XXX	XXX	XXX	XXX	XXX
84	Hennigan, Peter	1/-	XXX
5	Hennigan, T.	11/10	START	START	START	XXX	START	START	START	START	START	START	START
83	Henry, Jake	7/1	XXX	...	START	XXX	XXX	XXX	...	XXX	XXX
54	Hiers, Lyle	11/1	XXX	XXX	XXX	XXX	XXX	XXX	START	XXX	XXX	XXX	XXX
70	Hodges, Cooper	10/10	START	START	START	START	START	START	...	START	START	START	START
1H	Horn, Christan	8/1	XXX	XXX	...	START	XXX	XXX	XXX	XXX	XXX
2H	Horton, Sean	1/-	XXX
30	Howell, Clayton	10/-	XXX	XXX	...	XXX	XXX	XXX	XXX	XXX	XXX	XXX	XXX
7H	Huesman, Jacob	5/-	XXX	XXX	...	XXX	XXX	...	XXX
21	Huff, Ryan	11/11	START	START	START	START	START	START	START	START	START	START	START
5H	Hunter, Baer	11/11	START	START	START	START	START	START	START	START	START	START	START
52	Jackson, D.	11/11	START	START	START	START	START	START	START	START	START	START	START
8	Jean-Charles, S	11/11	START	START	START	START	START	START	START	START	START	START	START
42	Johnstone, C.	11/-	XXX	XXX	XXX	XXX	XXX	XXX	XXX	XXX	XXX	XXX	XXX
3	Jolly, Shaun	11/11	START	START	START	START	START	START	START	START	START	START	START
1J	Jones, Steven	11/-	XXX	XXX	XXX	XXX	XXX	XXX	XXX	XXX	XXX	XXX	XXX
78	McFarland, C.	2/-	XXX	XXX

2020 APP STATE FOOTBALL
App State Games Played (as of Dec 14, 2020)
All games

[illegible]

2020 APP STATE FOOTBALL
App State Passing Game-by-Game (as of Dec 14, 2020)
All games

#12 Thomas, Zac	Comp	Att	Int	Pct	Yards	TD	Long	Sacked	Effic
Charlotte	14	21	1	66.7	204	1	51	0-0	154.46
Marshall	22	38	1	57.9	268	1	41	3-16	120.56
Campbell	12	18	0	66.7	131	0	39	1-10	127.80
Arkansas State	16	23	1	69.6	216	4	46	1-4	197.15
ULM	13	18	1	72.2	152	2	37	1-4	168.71
Texas State	18	27	0	66.7	168	3	32	1-6	155.60
Georgia State	16	22	1	72.7	146	1	55	4-17	134.38
Coastal Carolina	17	29	3	58.6	211	1	62	3-27	110.43
TROY	22	29	0	75.9	279	4	54	1-2	202.19
Louisiana	10	21	2	47.6	92	0	16	3-20	65.37
Georgia Southern	18	29	1	62.1	208	2	33	3-25	138.18
TOTALS	178	275	11	64.7	2075	19	62	21-131	142.91

#7H Huesman, Jacob	Comp	Att	Int	Pct	Yards	TD	Long	Sacked	Effic
Georgia State	3	4	0	75.0	34	0	14	0-0	146.40
TOTALS	3	4	0	75.0	34	0	14	0-0	146.40

#TM TEAM	Comp	Att	Int	Pct	Yards	TD	Long	Sacked	Effic
Marshall	0	1	0	0.0	0	0	0	0-0	0.00
Coastal Carolina	0	1	0	0.0	0	0	0	0-0	0.00
TOTALS	0	2	0	0.0	0	0	0	0-0	0.00

#14 Williams, Malik	Comp	Att	Int	Pct	Yards	TD	Long	Sacked	Effic
Texas State	0	1	0	0.0	0	0	0	0-0	0.00
TROY	0	1	0	0.0	0	0	0	0-0	0.00
TOTALS	0	2	0	0.0	0	0	0	0-0	0.00

2020 APP STATE FOOTBALL
App State Rushing/Receiving Game-by-Game (as of Dec 14, 2020)
All games

RUSHING	No-Yds/TD	CLT	MAR	CAM	ASU	ULM	TXST	GSU	CCU	TROY	LA	GS
Peoples, C. RB	146-807/7	13-102/1	12-57/0	DNP	12-21/0	9-52/1	7-67/1	17-67/1	27-178/1	10-95/1	21-99/1	18-69/0
Harrington, D. RB	106-595/7	15-60/2	12-30/0	32-211/4	18-137/1	11-44/0	18-113/0	DNP	DNP	DNP	DNP	DNP
Noel, Nate RB	79-484/3	DNP	DNP	14-131/1	4-6/0	5-15/0	3-23/0	5-8/0	11-46/0	12-80/0	12-72/1	13-103/1
Williams Jr., M RB	62-402/2	14-117/1	DNP	DNP	1-53/0	13-103/1	8-55/0	13-22/0	DNP	5-26/0	8-26/0	DNP
Thomas, Zac QB	86-277/2	7-32/0	9-9/0	3-6/1	7-82/1	11-109/0	6-1/0	11-35/0	8--20/0	5-18/0	8-1/0	11-4/0
Castle, A.	17-104/0	-	-	8-42/0	2-6/0	2--2/0	-	-	-	5-58/0	-	-
Huesman, Jacob QB	1-8/1	DNP	DNP	1-8/1	-	DNP	-	-	DNP	-	DNP	DNP
Tucker, Milan	1-7/0	DNP	-	-	-	1-7/0	-	-	-	-	-	-
Williams, Ben RB	2-6/0	DNP	DNP	2-6/0	DNP	DNP	DNP	DNP	DNP	DNP	DNP	DNP
Williams, Malik WR	1--2/0	-	-	DNP	-	-	-	-	-	1--2/0	-	-
TEAM	5--9/0	1--3/0	-	DNP	-	-	1--1/0	1--2/0	-	DNP	-	2--3/0

RECEIVING	No-Yds/TD	CLT	MAR	CAM	ASU	ULM	TXST	GSU	CCU	TROY	LA	GS
Hennigan, T. WR	45-571/3	5-120/1	5-88/0	3-67/0	1-12/0	2-26/0	4-32/0	2-22/0	5-40/0	6-56/1	4-44/0	8-64/1
Williams, Malik WR	41-536/3	3-28/0	5-54/0	DNP	6-78/1	6-60/1	2-11/0	3-60/0	3-79/0	7-113/1	2-16/0	4-37/0
Wells, C. WR	14-220/4	-	4-23/0	DNP	3-80/2	1-37/1	2-21/0	2-18/0	2-41/1	-	DNP	-
Virgil, Jalen WR	20-210/3	2-28/0	3-34/1	DNP	DNP	DNP	1-9/1	3-9/0	3-22/0	2-34/0	3-29/0	3-45/1
Pearson, Henry TE	13-133/2	2-20/0	DNP	DNP	DNP	-	2-8/0	4-32/1	1-5/0	1-6/1	DNP	3-62/0
Horn, Christan WR	3-79/0	-	-	DNP	2-25/0	-	-	-	-	1-54/0	DNP	DNP
Gibbs, Miller TE	7-79/1	-	-	DNP	-	-	3-47/1	3-30/0	-	1-2/0	DNP	-
Evans, Mike TE	5-75/1	1-5/0	2-57/0	DNP	1-5/1	1-8/0	DNP	DNP	DNP	DNP	-	-
Davis, Dashaun WR	11-71/0	DNP	DNP	6-40/0	DNP	1-6/0	-	DNP	2-15/0	2-10/0	-	DNP
Noel, Nate RB	2-25/0	DNP	DNP	-	-	-	1-16/0	-	1-9/0	-	-	-
Henry, Jake WR	2-22/0	-	DNP	2-22/0	-	-	-	DNP	-	-	DNP	DNP
Crosby, Zac	4-20/0	-	2-12/0	DNP	2-8/0	DNP	DNP	DNP	DNP	DNP	DNP	DNP
Ross, Trey TE	1-17/0	-	-	DNP	-	-	1-17/0	-	-	-	-	-
Harrington, D. RB	2-15/0	-	-	-	-	2-15/0	-	DNP	DNP	DNP	DNP	DNP
Peoples, C. RB	3-15/0	-	1-0/0	DNP	-	-	-	1-13/0	-	1-2/0	-	-
Tucker, Milan	2-11/0	DNP	-	-	1-8/0	-	-	-	-	-	1-3/0	-
Williams Jr., M RB	3-5/0	1-3/0	DNP	DNP	-	-	1-6/0	1--4/0	DNP	-	-	DNP
Spurlin, Caleb	2-3/2	-	-	-	-	-	1-1/1	-	-	1-2/1	-	-
Wilson, Eli TE	1-2/0	DNP	DNP	1-2/0	DNP	DNP	-	DNP	DNP	-	DNP	DNP

2020 APP STATE FOOTBALL
App State Sacks Game-by-Game (as of Dec 14, 2020)
All games

SACKS	UA-A	Total	CLT	MAR	CAM	ASU	ULM	TXST	GSU	CCU	TROY	LA	GS
Taylor, D. DL	5-2	6.0	-	-	-	2.0-17	-	1.0-7	1.5-12	1.5-9	-	-	-
Cobb, Trey	3-0	3.0	-	-	1.0-0	1.0-7	1.0-5	-	-	-	-	-	-
Spurlin, Caleb DL	2-1	2.5	1.0-6	-	-	1.0-6	-	-	-	0.5-4	-	-	-
Frizzell, Tim	2-1	2.5	-	-	DNP	1.0-17	1.5-7	-	-	-	-	-	-
McLeod, Jalen LB	2-0	2.0	DNP	DNP	1.0-10	-	DNP	1.0-8	DNP	DNP	-	DNP	DNP
Hampton, Nick	1-2	2.0	-	-	DNP	-	DNP	-	0.5-4	0.5-4	-	-	1.0-4
Jackson, D.	1-1	1.5	-	-	-	-	-	-	1.0-9	0.5-5	-	-	-
Paillant, H. DL	0-2	1.0	-	-	-	-	0.5-0	-	-	0.5-1	-	-	-
Walliser, T.	1-0	1.0	-	-	1.0-1	-	-	-	-	-	-	DNP	DNP
Blackstock, G. DL	0-1	0.5	-	-	-	0.5-3	-	DNP	DNP	DNP	DNP	DNP	DNP
Earle, Jordon	0-1	0.5	-	-	-	-	-	-	-	0.5-1	-	-	-
Jolly, Shaun DB	0-1	0.5	-	-	-	0.5-4	-	-	-	-	-	-	-

2020 BREAKDOWN

CAREER GAMES/STARTS

Player	Career Games (In a Row)	Starts
Noah Hannon	51	51 (51)
Thomas Hennigan	51	50 (7)
Caleb Spurlin	51	12 (11)
Xavier Subotsch	51	—
Malik Williams	50	24 (4)
Demetrius Taylor	50	24 (22)
Baer Hunter	49	37 (31)
Shemar Jean-Charles	49	24 (19)
Jalen Virgil	48	10
Cole Garrison	47	13
Elijah Diarrassouba	47	25
Tim Frizzell	47	6
Kaiden Smith	47	11 (11)
Chandler Staton	46	—
Ryan Neuzil	45	43 (43)
Marcus Williams Jr.	41	6
Zac Thomas	41	37 (31)

GAME-BY-GAME LEADERS

OPPONENT	RUSHING	PASSING	RECEIVING	ALL-PURPOSE	TACKLES
Charlotte	Williams (117)	Thomas (204)	Hennigan (120)	Hennigan (121)	Cobb, J.-Charles (8)
Marshall	Peoples (57)	Thomas (268)	Hennigan (88)	Hennigan (95)	Cobb (14)
Campbell	Harrington (211)	Thomas (131)	Hennigan (67)	Harrington (211)	Smith (7)
Arkansas St.	Harrington (137)	Thomas (216)	Wells (80)	Harrington (137)	Cobb, Jolly (9)
ULM	Thomas (109)	Thomas (152)	Williams (60)	Thomas (109)	Smith, Ross (6)
Texas State	Harrington (113)	Thomas (168)	Gibbs (47)	Harrington (113)	Jackson (11)
Georgia State	Peoples (67)	Thomas (146)	Williams (60)	Jones (106)	Cobb (11)
Co. Carolina	Peoples (178)	Thomas (211)	Williams (79)	Peoples (178)	Jackson (8)
Troy	Peoples (95)	Thomas (279)	Williams (113)	Williams (113)	Jackson (7)
Louisiana	Peoples (99)	Thomas (92)	Hennigan (44)	Williams (109)	Cobb (9)
Ga. Southern	Noel (103)	Thomas (208)	Hennigan (64)	Virgil (171)	Smith (12)

MISCELLANEOUS INFO

OPPONENT	COIN TOSS	CHOICE	1ST APP PLAY	1ST SERIES	OPPONENT	LENGTH	TOPS	PANTS	HELMETS	ACTING CAPTAIN
Charlotte	App State	Defers	Hennigan 22 yd catch	Fumble	Punt	3:32	Black	Black	Black	Elijah Diarrassouba
Marshall	App State	Defers	Harrington 0 yd run	TD	TD	3:21	White	Black	Black	Thomas Hennigan
Campbell	Campbell	Accepts	Sack, loss of 10 yards	Punt	Punt	3:21	Black	Gold	Black	Zac Thomas
Arkansas St.	App State	Defers	Williams 4 yd catch	TD	Punt	3:26	Black	White	White	Shemar Jean-Charles
ULM	App State	Defers	Harrington 19 yd run	INT	Punt	3:03	White	Gold	Black	Demetrius Taylor
Texas State	App State	Defers	Incomplete pass	TD	TD	3:06	White	White	Black	Noah Hannon
Georgia St.	Ga. State	Accepts	Williams Jr. 3 yd run	Punt	TD	3:08	Gold	Black	Black	Shemar Jean-Charles
Coastal Carolina	App State	Accepts	Virgil 5 yd catch	TD	TD	3:36	White	White	White	Zac Thomas
Troy	App State	Defers	Peoples 9 yd run	TD	Punt	3:06	Black	Black	Black	Demetrius Taylor
Louisiana	App State	Defers	Peoples 7 yd run	TD	Failed punt	3:22	Black	Black	Black	Noah Hannon
Ga. Southern	Ga. South.	Accepts	Incomplete pass	Punt	Punt	3:17	White	Gold	Black	Thomas Hennigan

2020 STARTING LINEUPS

OFFENSE	LT	LG	C	RG	RT	WR	WR	WR/TE	TE	QB	RB
Charlotte	Garrison	Neuzil	Hannon	Hunter	Hodges	Hennigan	Virgil	Williams	Pearson	Thomas	Williams Jr.
Marshall	Garrison	Neuzil	Hannon	Hunter	Hodges	Hennigan	Virgil	Williams	Evans	Thomas	Harrington
Campbell	Garrison	Neuzil	Hannon	Hunter	Hodges	Hennigan	Henry	D. Davis	Daley	Thomas	Harrington
Arkansas State	Garrison	Neuzil	Hannon	Hunter	Hodges	Horn	Wells	Williams	Evans	Thomas	Harrington
ULM	Garrison	Neuzil	Hannon	Hunter	Hodges	Hennigan	Wells	Evans*	Pearson	Thomas	Harrington
Texas State	Garrison	Neuzil	Hannon	Hunter	Hodges	Hennigan	Virgil	Gibbs*	Pearson	Thomas	Harrington
Georgia State	Hardy	Neuzil	Hannon	Hunter	Garrison	Hennigan	Hiers^	Daley^	Pearson	Thomas	Williams Jr.
Coastal Carolina	Garrison	Neuzil	Hannon	Hunter	Hodges	Hennigan	Virgil	Williams	Pearson	Thomas	Peoples
Troy	Garrison	Neuzil	Hannon	Hunter	Hodges	Hennigan	Wells	Williams	Pearson	Thomas	Peoples
Louisiana	Garrison	Neuzil	Hannon	Hunter	Hodges	Hennigan	Virgil	Williams	Pearson	Thomas	Peoples
Ga. Southern	Hardy	Neuzil	Hannon	Hunter	Hodges	Hennigan	Wells	Williams	Pearson	Thomas	Peoples

* Two TEs, two WRs ^ Two TEs (one OL, one TE) and One extra OL (with only one WR)

DEFENSE	DE	NT	DE	OLB	ILB	ILB	OLB	SS	FS	CB	CB
Charlotte	Taylor	Blackstock	Spurlin	Harrington	Jackson	Cobb	Hampton	Smith	Huff	Jolly	Jean-Charles
Marshall	Taylor	Blackstock	Spurlin	Harrington	Jackson	Cobb	Hampton	Smith	Huff	Jolly	Jean-Charles
Campbell	Taylor	Blackstock	Spurlin	Harrington	Jackson	Cobb	McLeod	Smith	Huff	Jolly	Jean-Charles
Arkansas State	Taylor	Blackstock	Spurlin	Harrington	Jackson	Cobb	Hampton	Smith	Huff	Jolly	Jean-Charles
ULM	Taylor	Blackstock	Spurlin	Harrington	Jackson	Cobb	Frizzell	Smith	Huff	Jolly	Jean-Charles
Texas State	Taylor	Earle	Spurlin	Harrington	Jackson	Cobb	Frizzell	Smith	Huff	Jolly	Jean-Charles
Georgia State	Taylor	Earle	Spurlin	Harrington	Jackson	Cobb	Frizzell	Smith	Huff	Jolly	Jean-Charles
Coastal Carolina	Taylor	Earle	Spurlin	Harrington	Jackson	Cobb	Frizzell	Smith	Huff	Jolly	Jean-Charles
Troy	Taylor	Earle	Spurlin	Harrington	Jackson	Cobb	Frizzell	Smith	Huff	Jolly	Jean-Charles
Louisiana	Taylor	Earle	Spurlin	Harrington	Jackson	Cobb	Hampton	Smith	Huff	Jolly	Jean-Charles
Ga. Southern	Taylor	Earle	Spurlin	Harrington	Jackson	Cobb	Hampton	Smith	Huff	Jolly	Jean-Charles

2020 SCORING DRIVES

APP STATE

Opp.	Qtr	Clock	Scoring Play	Plays	Yds	Time
CLT	2nd	12:18	Peoples, C. 16 yd run	8	67	3:01
CLT	2nd	4:50	Williams Jr., M. 1 yd run	10	79	5:13
CLT	3rd	1:51	Hennigan 51 yd pass from Thomas	5	75	1:24
CLT	4th	10:08	Harrington, D. 4 yd run	14	75	6:27
CLT	4th	1:15	Harrington, D. 15 yd run	6	80	3:48
MAR	1st	7:11	Virgil 11 yd pass from Thomas	11	85	5:18
CAM	1st	0:11	Harrington, D. 17 yd run	10	82	4:22
CAM	2nd	3:22	Staton 32 yd FG	16	54	8:01
CAM	2nd	0:24	Harrington, D. 2 yd run	11	51	1:35
CAM	3rd	10:56	Harrington, D. 40 yd run	9	70	4:01
CAM	3rd	8:21	Thomas, Zac 6 yd run	4	46	1:21
CAM	3rd	5:02	Noel, Nate 5 yd run	5	56	1:50
CAM	4th	9:10	Harrington, D. 5 yd run	8	96	3:58
CAM	4th	3:19	Huesman, Jacob 8 yd run	9	45	4:17
AKST	1st	9:31	Wells, C. 46 yd pass from Thomas	6	85	3:06
AKST	1st	5:05	Harrington, D. 55 yd run	3	75	1:21
AKST	2nd	10:58	Evans, M. 5 yd pass from Thomas	17	88	6:27
AKST	2nd	4:39	Staton 39 yd FG	4	-1	0:44
AKST	2nd	1:04	Williams, Mal. 16 pass from Thomas	7	63	1:59
AKST	3rd	0:15	Thomas, Zac 60 yd run	4	75	1:53
AKST	4th	8:22	Wells, C. 20 yd pass from Thomas	7	56	3:33
ULM	1st	5:12	Peoples 1 yd run	11	80	5:38
ULM	1st	3:11	Williams Jr., M 48 yd run	2	54	0:40
ULM	2nd	5:24	Wells 37 yd pass from Thomas	8	80	4:06
ULM	3rd	12:46	Williams, Mal. 35 yd from Thomas	5	65	2:14
ULM	4th	13:13	Staton 38 yd FG	10	29	4:31
TXST	1st	11:08	Gibbs 32 yd pass from Thomas	7	72	3:03
TXST	1st	1:04	Harrington 49 yd interception			
TXST	2nd	7:09	Spurlin 1 yd pass from Thomas	11	75	5:11
TXST	2nd	0:15	Staton 33 yd field goal	11	50	2:09
TXST	4th	14:16	Virgil 9 yd pass from Thomas	16	91	7:26
TXST	4th	5:59	Peoples 32 yd run	3	47	1:32
GSU	1st	2:53	Staton 21 yd FG	12	46	5:06
GSU	3rd	0:46	Pearson 9 yd pass from Thomas	6	80	2:34
GSU	4th	4:55	Peoples 10 yd run	11	77	4:33
CCU	1st	11:40	Peoples 1 yd run	8	70	3:20
CCU	2nd	4:57	Staton 44 yd FG	12	48	5:53
CCU	2nd	0:09	Wells 25 yd pass from Thomas	9	84	0:51
CCU	3rd	10:55	Staton 36 yd FG	7	69	3:12
CCU	4th	11:47	Staton 45 yd FG	10	53	5:07
TROY	1st	12:16	Peoples, C. 63 yd run	3	72	0:50
TROY	1st	7:58	Williams 15 yd pass from Thomas	6	71	2:21
TROY	1st	7:09	Jones, Steven 34 yd interception			
TROY	2nd	14:56	Hennigan 22 yd pass from Thomas	12	97	5:05
TROY	2nd	5:32	Staton 42 yd FG	9	35	2:58
TROY	2nd	0:03	Staton 30 yd FG	15	62	4:32
TROY	3rd	6:02	Pearson 6 yd pass from Thomas	10	75	5:24
TROY	3rd	0:17	Spurlin 2 yd pass from Thomas	7	75	3:58
UL	1st	6:50	Noel 33 yd run	18	65	3:34
UL	2nd	0:26	Staton 43 yd FG	8	23	2:25
UL	4th	8:17	Peoples 1 yd run	14	80	7:03
UL	4th	6:36	TEAM 31 yd safety (bad punt snap)			
UL	4th	1:46	TEAM 35 yd safety (intentional 4th-down)			
GS	2nd	1:55	Virgil 16 yd pass from Thomas	17	65	7:27
GS	3rd	10:44	Hennigan 9 yd pass from Thomas	10	72	4:10
GS	3rd	4:20	Staton 33 yd FG	8	41	4:07
GS	4th	14:36	Virgil 100 yd kickoff return			
GS	4th	12:51	Noel, Nate 70 yd run	1	70	0:12
GS	4th	2:44	Staton 37 yd FG	7	55	2:39

OPPONENTS

Opp.	Qtr	Clock	Scoring Play	Plays	Yds	Time
CLT	1st	4:30	Harbison 14 yd run	12	91	6:04
CLT	2nd	1:52	Cruz 23 yd field goal	7	70	2:51
CLT	3rd	3:15	Cruz 49 yd field goal	12	55	3:33
CLT	3rd	1:35	McAllister 97 yd kickoff return			
MAR	1st	12:29	Knox 2 yd run	7	51	2:31
MAR	2nd	2:28	Ciucci 29 yd FG	14	68	6:08
MAR	3rd	4:44	Wells 12 yd run	2	79	0:34
CAM	1st	4:40	Williams 1 yd run	14	83	7:39
CAM	2nd	11:30	Williams 10 yd run	10	75	3:41
CAM	4th	2:59	Hite 87 yd pass from Hartley	1	87	0:13
AKST	1st	6:26	Jones, J. 8 yd run	8	77	2:56
AKST	3rd	9:36	Grupe 34 yd FG	13	57	4:34
AKST	3rd	2:08	Pare 48 yd run	3	65	0:39
ULM	2nd	9:30	Carter 2 yd run	17	76	8:41
ULM	4th	0:00	Jackson, Malik 15 pass from Suits	10	74	2:38
TXST	1st	14:16	Banks 75 yd pass from Vitt	3	75	0:44
TXST	2nd	12:20	Keller 42 yd field goal	7	51	3:44
TXST	4th	11:20	Barbee 14 yd pass from Vitt	8	75	2:56
GSU	1st	10:17	Pinckney 19 yd pass from Brown	13	75	4:43
GSU	2nd	0:11	Ruiz 23 yd FG	9	64	1:28
GSU	4th	12:29	Ruiz 32 yd FG	9	60	3:17
CCU	1st	11:29	Likely 75 yd pass from McCall	1	75	0:11
CCU	2nd	10:50	Biscardi 51 yd FG	9	27	5:10
CCU	3rd	14:11	McCall 62 yd run	3	65	0:49
CCU	3rd	6:21	Marable 19 yd pass from McCall	10	65	4:34
CCU	4th	2:24	White 3 yd run	10	49	4:35
CCU	4th	1:20	Strong 38 yd interception			
TROY	2nd	8:36	Legassey 27 yd FG	13	66	6:20
TROY	2nd	4:35	Geiger 33 yd pass from Watson	4	85	0:57
UL	2nd	6:25	Ragas 8 yd pass from Lewis	6	49	3:14
UL	2nd	0:00	Almenda 26 yd FG	6	46	0:23
UL	3rd	7:52	Ragas 17 yd run	9	52	3:45
UL	3rd	0:29	Ragas 1 yd run	10	74	5:43
GS	1st	1:59	D. Spaulding 28 yd interception			
GS	2nd	9:22	J. Tomlin 14 yd run	11	72	5:38
GS	2nd	0:00	A. Raynor 33 yd FG	7	50	1:10
GS	4th	14:51	A. Raynor 47 yd FG	10	46	4:29
GS	4th	5:23	Carter 78 yd pass from Mosley	2	85	0:34

GAME 1					FINAL
Charlotte	7	3	10	0	— 20
APP STATE	0	14	7	14	— 35



GAME NOTES

App State won its 20th game in the last 21 outings dating back to the 2018 season. The only other FBS team with a 20-1 record in its last 21 games is Clemson.

The Mountaineers are 14-0 in their last 14 season openers played at home dating back to 1974.

Eight players made their Mountaineer debuts: true freshmen Anderson Castle, Ronald Clarke, Christian Horn, redshirt-freshman Ryker Casey and transfers Zac Crosby, Damion Daley, T.D. Roof and Tristan Walliser.

Making the first starts of their App State careers were sophomore OLB Brendan Harrington and senior SS Kaiden Smith.

App State is now 3-0 against Charlotte in the series, including a 45-9 win in Charlotte in 2018 and a 56-41 victory in Boone in 2019.

Head coach Shawn Clark won his home head coaching debut. His first game as head coach was a 31-17 triumph against UAB in the 2019 R+L Carriers New Orleans Bowl.

The Mountaineers intercepted two Charlotte passes. From 2015-19, App State's 87 interceptions were the second-most among FBS teams behind San Diego State's 91.

Marcus Williams Jr. ran for 117 yards, and Camerun Peoples added a career-high 102. It was the first game with two App State 100-yard rushers since the 2018 Coastal Carolina game (Darrynton Evans 159, Marcus Williams Jr. 103).

Senior WR Thomas Hennigan caught five passes for 120 yards and a touchdown. He hauled in his 15th career touchdown to move him into sole possession of seventh place in the school record book.

TEAM TOTALS	CLT	APP
FIRST DOWNS		
Total	16	29
Rushing	6	16
Passing	7	10
Penalty	3	3
RUSHING		
Total (Net)	146	308
Attempts	30	50
Avg. Per Rush	4.9	6.2
Rushing TDs	1	4
Yds. Gained	160	322
Yds. Lost	14	14
PASSING		
Total (Net)	140	204
Comp.-Att.-Int.	11-30-2	14-21-1
Avg. / Att.	4.7	9.7
Avg. / Comp.	12.7	14.6
TDs	0	1
TOTAL OFFENSE		
Yards	286	512
Plays	60	71
Avg. / Play	4.8	7.2
Fumbles - Lost	2-0	3-2
Penalties - Yds.	5-63	7-65
PUNTING		
Punts - Yds.	4-143	2-86
Avg. / Punt	35.8	43.0
Inside 20	1	1
50+ Yds.	0	1
Touchbacks	0	0
Fair Catch	1	1
KICKOFFS		
Total - Yds.	5-325	6-312
Avg. Yds. / Kickoff	65.0	52.0
Touchbacks	5	1
RETURNS		
Punt: Total - Yds. - TDs	1-7-0	2-1-0
Punt: Avg. / Return	7.0	0.5
Kickoff: Total - Yds. - TDs	5-147-1	0-0-0
Kickoff: Avg. / Return	29.4	0.0
INT: Total - Yds. - TDs	1-2-0	2-44-0
Fumble: Total - Yds. - TDs	1-3-0	0-0-0
MISCELLANEOUS		
Misc. Yards	20	0
Poss. Time	28:37	31:23
3rd. Down Conv.	4 of 14	6 of 10
4th. Down Conversions	0 of 1	0 of 1
Red-Zone: Scores - Chances	2-3	4-7
Sacks: Total - Yds.	0-0	1-6
PAT: Total - Made	2-2	5-5
Field Goals: Total - Made	2-2	0-1
Points off turnovers	10	0

Rushing Game Explodes in Season-Opening Win

BOONE, N.C. — Not many fans. No shortage of rain. Some first-game mistakes.

None of that prevented a resilient and resourceful App State team from opening a late-starting 2020 season with a 35-20 home victory against Charlotte.

Holding an eight-point lead in the closing minutes, the Mountaineers' defense made two impressive stands, including one inside the 20-yard line to set up the game-clinching touchdown drive. With App State taking over following a fourth-down stop with 5:03 left, Marcus Williams Jr. put together runs of 34 and 22 yards before Daetrich Harrington scored on a 15-yard run with 1:15 remaining.

When senior safety Kaiden Smith intercepted a pass at the App State 22 with 32 seconds left, the celebration for head coach Shawn Clark's first regular season win could commence in a mostly empty Kidd Brewer Stadium — because of state COVID-19 guidelines that limit outdoor gatherings to a maximum of 50 spectators, only a small number of physically spaced parents of App State juniors and seniors could attend.

"We had the motto today, and all camp, of no excuses," said Clark, who was named App State's head coach eight days before its 2019 bowl win capped a 13-1 season. "It didn't matter if there were no fans in the stands, four inches of water, three turnovers — it didn't matter. I can't say enough about our players and this program."

On a rain-soaked afternoon at The Rock, the Mountaineers totaled 308 rushing yards, including 117 from Williams and a career-high 102 from Camerun Peoples. They scored once apiece, and Harrington scored twice in the fourth quarter of his 60-yard outing. Zac Thomas' 204 passing yards included a 51-yard touchdown pass to Thomas Hennigan, who made five catches for 120 yards.

Trey Cobb led App State's defense with eight tackles, including 1.5 for loss, and Shemar Jean-Charles had four pass breakups to go along with eight stops. Brendan Harrington gained 46 yards on an interception return after picking off mobile quarterback Chris Reynolds.

SCORING SUMMARY

Team	Qtr	Time	Scoring Play	Conv.	Plays	Time	Score
CLT	1st	4:30	Harbison 14 yd run	Cruz kick	12-91	6:04	7-0
APP	2nd	12:18	Peoples 16 yd run	Staton kick	8-67	3:01	7-7
APP	2nd	4:50	Williams Jr. 1 yd run	Staton kick	10-79	5:13	7-14
CLT	2nd	1:52	Cruz 23 yd field goal		7-70	2:51	10-14
CLT	3rd	3:15	Cruz 49 yd field goal		12-55	3:33	13-14
APP	3rd	1:51	Hennigan 51 yd pass from Thomas	Staton kick	5-75	1:24	13-21
CLT	3rd	1:35	McAllister 97 yd kickoff return	Cruz kick			20-21
APP	4th	10:08	Harrington, D. 4 yd run	Staton kick	14-75	6:27	20-28
APP	4th	1:15	Harrington, D. 15 yd run	Staton kick	6-80	3:48	20-35

STAT LEADERS

CHARLOTTE					APP STATE				
Rushing	Att.	Yds	TD		Rushing	Att.	Yds	TD	
Harbison	17	87	1		Williams Jr.	14	117	1	
Reynolds	10	34	0		Peoples	13	102	1	
McAllister	2	16	0		D. Harrington	15	60	2	
Tucker	1	9	0		Thomas	7	32	0	
Totals	30	146	1		Team	1	-3	0	
					Totals	50	308	4	
Passing	Cmp-Att-Int	Yds	TD		Passing	Cmp-Att-Int	Yds	TD	
Reynolds	11-30-2	140	0		Thomas	14-21-1	204	1	
Totals	11-30-2	140	0		Totals	14-21-1	204	1	
Receiving	No.	Yds	TD		Receiving	No.	Yds	TD	
Tucker	3	23	0		Hennigan	5	120	1	
Thompson	2	62	0		Mal. Williams	3	28	0	
Dollar	2	25	0		Virgil	2	28	0	
Arnold	1	15	0		Pearson	2	20	0	
Harbison	1	14	0		M. Evans	1	5	0	
Elder	1	5	0		Williams Jr.	1	3	0	
McAllister	1	-4	0		Totals	14	204	1	
Totals	11	140	0						

GAME 2						FINAL
#23 APP STATE	7	0	0	0	—	7
Marshall	7	3	7	0	—	17

Sept. 19 - Joan C. Edwards Stadium - Huntington, W.Va. - 12,050



GAME NOTES

App State is 55-13 since the start of the 2015 season, giving the Mountaineers the nation's fifth-most wins in that period of time.

App State had won its last seven games against opponents from Conference USA. That streak included back-to-back New Orleans Bowl wins against Middle Tennessee (2018) and UAB (2019), as well as three wins against in-state foe Charlotte.

App State's first two opponents have completed only 22 passes in 55 attempts. The Mountaineers entered Saturday with the nation's second-best defensive pass efficiency rating.

Junior linebacker Trey Cobb recorded a career-high 14 tackles, topping his previous high of eight in last weekend's season opener.

Shemar Jean-Charles followed an opener in which he broke up an FBS-leading four passes by breaking up two more against the Thundering Herd.

Senior safety Kaiden Smith posted a career-high 10 tackles. His previous high was six in the 2019 win at North Carolina.

Junior cornerback Shaun Jolly had seven tackles to tie his career high, previously accomplished last season against Louisiana in the Sun Belt Championship Game.

App State quarterback Zac Thomas eclipsed 5,000 career passing yards in the first half. He moved from 10th in App State history to No. 8 with his 5,262 career yards, leapfrogging Randy Joyce (5,114 from 1981-84) and Pat Murphy (5,141 from 1965-68).

Graduate transfer Zac Crosby made his first two catches in an App State uniform, gaining 6 yards apiece.

TEAM TOTALS	APP	MAR
FIRST DOWNS		
Total	26	22
Rushing	6	12
Passing	11	7
Penalty	9	3
RUSHING		
Total (Net)	96	216
Attempts	33	45
Avg. Per Rush	2.9	4.8
Rushing TDs	0	2
Yds. Gained	112	216
Yds. Lost	16	0
PASSING		
Total (Net)	268	163
Comp.-Att.-Int.	22-39-1	11-25-1
Avg. / Att.	6.9	6.5
Avg. / Comp.	12.2	14.8
TDs	1	0
TOTAL OFFENSE		
Yards	364	379
Plays	72	70
Avg. / Play	5.1	5.4
Fumbles - Lost	2-1	0-0
Penalties - Yds.	8-82	11-117
PUNTING		
Punts - Yds.	6-249	5-193
Avg. / Punt	41.5	38.6
Inside 20	2	1
50+ Yds.	0	0
Touchbacks	0	0
Fair Catch	3	2
KICKOFFS		
Total - Yds.	2-122	4-248
Avg. Yds. / Kickoff	61.0	62.0
Touchbacks	0	0
RETURNS		
Punt: Total - Yds. - TDs	1-7-0	3-14-0
Punt: Avg. / Return	7.0	4.7
Kickoff: Total - Yds. - TDs	4-67-0	2-42-0
Kickoff: Avg. / Return	16.8	21.0
INT: Total - Yds. - TDs	1-0-0	1-0-0
Fumble: Total - Yds. - TDs	0-0-0	0-0-0
MISCELLANEOUS		
Misc. Yards	0	0
Poss. Time	28:01	31:59
3rd. Down Conv.	4 of 13	7 of 15
4th. Down Conversions	0 of 1	1 of 2
Red-Zone: Scores - Chances	1-3	3-4
Sacks: Total - Yds.	0-0	3-16
PAT: Total - Made	1-1	2-2
Field Goals: Total - Made	0-1	1-1

Nonconference G5 Winning Streak Ends at Marshall

HUNTINGTON, W.Va. — App State's impressive winning streak against Group of Five programs from outside the league ended, as Marshall pulled out a 17-7 home win in front of 12,050 fans.

After a highlight-reel touchdown grab by Jalen Virgil helped tie the game to conclude App State's first drive of the day, Marshall (2-0) kept the high-powered and 23rd-ranked Mountaineers (1-1) from scoring again, even though they advanced inside the Thundering Herd's 10-yard line on their first two fourth-quarter possessions.

App State had won its last seven games against Conference USA opponents since falling to Southern Miss in the Mountaineers' third-ever FBS game in 2014.

The loss snapped a 12-game winning streak against Group of Five conference teams from outside the Sun Belt. UMass, an FBS independent, defeated the Mountaineers in 2017.

The win propelled the Thundering Herd to No. 25 in the AP Top 25. Marshall, moving forward from an 8-5 season in 2019, took the lead for good on Shane Ciucci's 29-yard field goal with 2:28 left in the first half and extended its advantage on quarterback Grant Wells' 12-yard keeper for a touchdown with 4:44 remaining in the third quarter.

A lost fumble on a fourth-and-1 pass for 41 yards to the Marshall 5 early in the fourth quarter and a missed 26-yard field goal with 2:54 left allowed the Thundering Herd to maintain a 10-point advantage.

App State quarterback Zac Thomas completed 22 of 38 passes for 268 yards. Camerun Peoples rushed for a team-high 57 yards on 12 carries with the Mountaineers missing two offensive starters.

Marshall opened the game with a 51-yard touchdown drive, scoring on a 2-yard run from Brenden Knox, and App State responded with an 11-play, 85-yard touchdown drive that lasted more than five minutes.

Backed up to the 11 for a first-and-goal snap, Thomas lofted a pass toward the left side of the end zone, and the ball descended beyond the defender's reach, into the hands of Virgil. He secured possession and managed to drag his feet inbounds as he fell to the turf.

Ciucci's short field goal late in the first half, forced by Shemar Jean-Charles' end-zone breakup, was the only other scoring in the first half. Daetrich Harrington had a 76-yard TD run overturned by a replay that determined his knee touched the ground near the line of scrimmage.

SCORING SUMMARY

Team	Qtr	Time	Scoring Play	Conv.	Plays	Time	Score
MAR	1st	12:29	Knox 2 yd run	Ciucci kick	7-51	2:31	0-7
APP	1st	7:11	Virgil 11 yd pass from Thomas	Staton kick	11-85	5:18	7-7
MAR	2nd	2:28	Ciucci 29 yd field goal		14-68	6:08	7-10
MAR	3rd	4:44	Wells 12 yd run	Ciucci kick	2-79	0:34	7-17

STAT LEADERS

APP STATE				MARSHALL			
Rushing	Att.	Yds	TD	Rushing	Att.	Yds	TD
Peoples	12	57	0	Knox	28	138	1
Harrington	12	30	0	Wells	6	43	1
Thomas	9	9	0	Evans	10	33	0
Totals	33	96	0	Gaines	1	2	0
Passing	Cmp-Att-Int	Yds	TD	Totals	45	216	2
Thomas	22-38-1	268	1	Passing	Cmp-Att-Int	Yds	TD
Team	0-1-0	0	0	Wells	11-25-1	163	0
Totals	22-39-1	268	1	Totals	11-25-1	163	0
Receiving	No.	Yds	TD	Receiving	No.	Yds	TD
Hennigan	5	88	0	Thompson	3	37	0
Williams Mal.	5	54	0	Gaines	2	68	0
Wells	4	23	0	Johnson	2	33	0
Virgil	3	34	1	Evans	2	12	0
Evans	2	57	0	Ahmed	1	12	0
Crosby	2	12	0	Keaton	1	1	0
Peoples	1	0	0	Totals	11	163	0
Totals	22	268	1				

CAMPBELL			
Rushing	Att.	Yds	TD
Williams, H-M	14	44	2
Barr	9	39	0
Freeman	9	28	0
McDowell	5	6	0
Totals	37	117	2
Passing	Cmp-Att-Int	Yds	TD
Williams, H-M	7-18-0	101	0
Hartley	1-1-0	87	1
Totals	8-19-0	188	1
Receiving	No.	Yds	TD
Kelsey	3	61	0
Hite	2	93	1
Williams, J.	2	21	0
Hill	1	13	0
Totals	8	188	1

APP STATE			
Rushing	Att.	Yds	TD
Harrington	32	211	4
Noel	14	131	1
Castle	8	42	0
Huesman	1	8	1
Williams, B.	2	6	0
Thomas	3	6	1
Totals	60	404	7
Passing	Cmp-Att-Int	Yds	TD
Thomas	12-18-0	131	0
Totals	12-18-0	131	0
Receiving	No.	Yds	TD
Davis, D.	6	40	0
Hennigan	3	67	0
Henry	2	22	0
Wilson	1	2	0
Totals	12	131	0

GAME 4					FINAL
Arkansas State	7	0	10	0	— 17
APP STATE	14	17	7	7	— 45

Oct. 22 - Kidd Brewer Stadium - Boone, N.C. - 2,100 (7% allowed)



GAME NOTES

App State's 57-13 record since the start of the 2015 season produces a winning percentage of 81.4 that's fifth nationally behind just Clemson (74-5, 93.7), Alabama (70-6, 92.1), Ohio State (61-7, 89.7) and Oklahoma (60-12, 83.3).

Since 2015, App State improved to an FBS-best 25-0 in non-season-opening games in which it had more than a week to prepare.

App State improved its record to 26-4 with Zac Thomas as the starting quarterback. His 26 wins rank No. 2 among active FBS quarterbacks, behind just the 30 from Clemson's Trevor Lawrence.

App State improved its record to 10-4 on the primary ESPN channel and 33-9 in games on ESPN, ESPN2 or ESPNU.

The Mountaineers improved to 3-1 against Arkansas State since joining the league in 2014.

App State has earned at least one home win and one road win against all 11 programs that are currently in the Sun Belt or were in the Sun Belt when App State joined (Idaho, New Mexico State).

Hall of Fame coach Jerry Moore holds the program wins record thanks to his 215-87 record in 24 seasons as the Mountaineers' head coach. After being an assistant on staffs led by Moore and Scott Satterfield from 1996-2018, then returning to Boone this season for his 24th year, defensive coordinator Dale Jones has been part of teams that have gone 215-83 with him as an App State assistant.

App State held Arkansas State to 17 points and 368 total yards. The Red Wolves came into the game averaging 38.2 points per game and a Sun Belt-best 496 yards per outing.

TEAM TOTALS	AKST	APP
FIRST DOWNS		
Total	24	22
Rushing	6	10
Passing	14	11
Penalty	4	1
RUSHING		
Total (Net)	73	305
Attempts	35	44
Avg. Per Rush	2.1	6.9
Rushing TDs	2	2
Yds. Gained	152	321
Yds. Lost	79	16
PASSING		
Total (Net)	295	216
Comp.-Att.-Int.	22-42-2	16-23-1
Avg. / Att.	7.0	9.4
Avg. / Comp.	13.4	13.5
TDs	0	4
TOTAL OFFENSE		
Yards	368	521
Plays	77	67
Avg. / Play	4.8	7.8
Fumbles - Lost	2-0	3-1
Penalties - Yds.	10-74	8-98
PUNTING		
Punts - Yds.	6-234	3-122
Avg. / Punt	39.0	40.7
Inside 20	1	0
50+ Yds.	0	0
Touchbacks	0	0
Fair Catch	5	1
KICKOFFS		
Total - Yds.	3-195	8-456
Avg. Yds. / Kickoff	65.0	57.0
Touchbacks	3	0
RETURNS		
Punt: Total - Yds. - TDs	2--10-0	1-3-0
Punt: Avg. / Return	--5.0	3.0
Kickoff: Total - Yds. - TDs	6-165-0	0-0-0
Kickoff: Avg. / Return	27.5	0
INT: Total - Yds. - TDs	1-0-0	2-44-0
Fumble: Total - Yds. - TDs	0-0-0	0-0-0
MISCELLANEOUS		
Misc. Yards	0	0
Poss. Time	30:43	28:05
3rd. Down Conv.	4 of 16	10 of 15
4th. Down Conversions	1 of 3	1 of 1
Red-Zone: Scores - Chances	2-4	3-3
Sacks: Total - Yds.	1-4	6-54
PAT: Total - Made	2-2	6-6
Field Goals: Total - Made	1-2	1-1

App State Makes Statement in League-Opening Win

BOONE, N.C. — Zac Thomas delivered a 60-yard touchdown run in addition to tying his career high of four touchdown passes, Daetrich Harrington broke loose on a long touchdown while rushing for 137 yards and the defense put up a dominant first-half showing as App State rolled to a 45-17 victory against Arkansas State at The Rock.

Playing for the first time in 26 days, after the first two scheduled Sun Belt Conference games were postponed until December, App State (3-1, 1-0) began pursuit of a fifth straight league title by building a 31-7 halftime lead against the high-scoring, pass-happy Red Wolves (3-3, 2-2) in a nationally televised Thursday night game on ESPN.

“Our guys like to compete, and that was the message today — go compete to see where we are as a program,” coach Shawn Clark said.

With 2,100 fans in attendance based on 7-percent capacity guidelines in Kidd Brewer Stadium, there was plenty to cheer about. For the second straight meeting, the Mountaineers held Arkansas State to less than 20 points, something that’s happened only two other times to the Red Wolves in the last three regular seasons — against Alabama and Georgia.

D’Marco Jackson made two interceptions in the end zone to end a pair of scoring threats, Tristan Walliser forced an errant pitch while disrupting an unsuccessful fake punt and App State’s six sacks came from Demetrius Taylor (two), Tim Frizzell, Caleb Spurlin, Trey Cobb (part of his 3.5 TFLs) and a combo effort from Shaun Jolly and George Blackstock.

Offensively, Thomas rushed for a career-high 82 yards on seven attempts and completed 16 of 23 passes for 216 yards, with two of his TD passes finding first-time starter Christian Wells.

SCORING SUMMARY

Team	Qtr	Time	Scoring Play	Conv.	Plays	Time	Score
APP	1st	9:31	Wells 46 yd pass from Thomas	Staton kick	6-85	3:06	7-0
AKST	1st	6:26	Jones, J. 8 yd run	Grupe kick	8-77	2:56	7-7
APP	1st	5:05	Harrington, D. 55 yd run	Staton kick	3-75	1:21	14-7
APP	2nd	10:58	Evans 5 yd pass from Thomas	Staton kick	17-88	6:27	21-7
APP	2nd	4:39	Staton 39 yd FG		4-(-1)	0:44	24-7
APP	2nd	1:04	Williams, Mal. 16 pass from Thomas	Staton kick	7-63	1:59	31-7
AKST	3rd	9:36	Grupe 34 yd FG		13-57	4:34	31-10
AKST	3rd	2:08	Pare 48 yd run	Grupe kick	3-65	0:39	31-17
APP	3rd	0:15	Thomas, Zac 60 yd run	Staton kick	4-75	1:53	38-17
APP	4th	8:22	Wells, C. 20 yd pass from Thomas	Staton kick	7-56	3:33	45-17

STAT LEADERS

ARKANSAS STATE					APP STATE				
Rushing	Att.	Yds	TD		Rushing	Att.	Yds	TD	
Pare	5	46	1		Harrington	18	137	1	
Graham	7	37	0		Thomas	7	82	1	
Jones	5	14	1		Williams Jr.	1	53	0	
Hatcher	7	4	0		Peoples	12	21	0	
Bonner	7	3	0		Noel	4	6	0	
Azubuike	2	0	0		Castle	2	6	0	
Isaac	1	-14	0		Totals	44	305	2	
Deshazor	1	-17	0						
Totals	35	73	2		Passing	Cmp-Att-Int	Yds	TD	
Passing	Cmp-Att-Int	Yds	TD		Thomas	16-23-1	216	4	
Bonner	13-25-0	117	0		Huesman	0-0-0	0	0	
Hatcher	9-16-1	178	0		Totals	16-23-1	216	4	
Foreman	0-1-1	0	0		Receiving	No.	Yds	TD	
Deshazor	0-0-0	0	0		Williams, Mal.	6	78	1	
Totals	22-42-2	295	0		Wells	3	80	2	
Receiving	No.	Yds	TD		Horn	2	25	0	
Adams	6	134	0		Crosby	2	8	0	
Green	3	48	0		Hennigan	1	12	0	
Bowling	3	27	0		Tucker	1	8	0	
Tyler	3	14	0		Evans	1	5	1	
Jones	2	5	0		Totals	16	216	4	
Foreman	1	36	0						
Pare	1	10	0						
Paul	1	8	0						
Amos	1	8	0						
Rucker	1	5	0						
Totals	22	295	0						

GAME 5					FINAL	
APP STATE	14	7	7	3	—	31
ULM	0	7	0	6	—	13

Oct. 31 - Malone Stadium - Monroe, La. - 5,493



GAME NOTES

App State's 58-13 record since the start of the 2015 season produces a winning percentage of 81.7 that's fifth nationally.

Since 2015, App State improved to an FBS-best 26-0 in non-season-opening games in which it had more than a week to prepare.

App State improved its record to 27-4 with Zac Thomas as the starting quarterback. His 27 wins rank No. 2 among active FBS quarterbacks, behind just the 31 from Clemson's Trevor Lawrence.

In the program's 1,000th game, the Mountaineer's all-time record improved to 633-339-28 since taking the field for the first time on Sept. 29, 1928. This is the Mountaineers' 91st overall season of football and seventh FBS season.

The Mountaineers, who have won each of the last four league titles, are 2-0 in league play for the sixth straight season.

App State improved its record to 34-9 in games on ESPN, ESPN2 or ESPNU.

Hall of Fame coach Jerry Moore holds the program head coaching wins record thanks to his 215-87 record in 24 seasons as the Mountaineers' head coach. After being an assistant on staffs led by Moore and Scott Satterfield from 1996-2018, then returning to Boone this season for his 24th year, defensive coordinator Dale Jones has been part of teams that have gone 216-83 with him as an App State assistant.

Freshman DE Kevon Haigler made his App State debut in the second half.

App State held ULM to 222 total yards of offense, the lowest yardage total by a Mountaineer opponent since Texas State's 208 on Nov. 23 last year.

TEAM TOTALS	APP	ULM
FIRST DOWNS		
Total	26	16
Rushing	18	5
Passing	5	11
Penalty	3	0
RUSHING		
Total (Net)	328	68
Attempts	52	21
Avg. Per Rush	6.3	3.2
Rushing TDs	2	1
Yds. Gained	337	81
Yds. Lost	9	13
PASSING		
Total (Net)	152	154
Comp.-Att.-Int.	13-18-1	22-41-3
Avg. / Att.	8.4	3.8
Avg. / Comp.	11.7	7.0
TDs	2	1
TOTAL OFFENSE		
Yards	480	222
Plays	70	62
Avg. / Play	6.9	3.6
Fumbles - Lost	0-0	3-0
Penalties - Yds.	4-45	3-40
PUNTING		
Punts - Yds.	1-44	5-246
Avg. / Punt	44.0	49.2
Inside 20	1	0
50+ Yds.	0	1
Touchbacks	0	2
Fair Catch	0	2
KICKOFFS		
Total - Yds.	6-338	2-123
Avg. Yds. / Kickoff	56.3	61.5
Touchbacks	0	0
RETURNS		
Punt: Total - Yds. - TDs	1-23-0	0-0-0
Punt: Avg. / Return	23.0	0
Kickoff: Total - Yds. - TDs	1-15-0	5-62-0
Kickoff: Avg. / Return	15.0	12.4
INT: Total - Yds. - TDs	3-0-0	1-35-0
Fumble: Total - Yds. - TDs	0-0-0	0-0-0
MISCELLANEOUS		
Misc. Yards	0	0
Poss. Time	34:47	25:13
3rd. Down Conv.	4 of 11	6 of 14
4th. Down Conversions	3 of 4	1 of 1
Red-Zone: Scores - Chances	2-5	2-2
Sacks: Total - Yds.	3-12	1-4
PAT: Total - Made	4-4	1-1
Field Goals: Total - Made	1-2	0-0

App State Runs Wild While Going to 2-0 in Sun Belt

MONROE, La. — App State's running game was scary good. The Mountaineers took an early lead and cruised to a 31-13 win against the ULM Warhawks behind a bruising offensive line and a steady rotation of backs on Halloween afternoon.

In the storied program's 1,000th game, Zac Thomas and Marcus Williams Jr. ran for 109 and 103 yards, respectively, while Thomas also threw a pair of touchdowns to Christian Wells and Malik Williams.

The defense from App State (4-1, 2-0 Sun Belt) picked off three passes, including two by free safety Ryan Huff, and held the ULM offense to just 222 total yards. The Warhawks could not get much going other than a second-quarter touchdown drive and a touchdown pass on the final play against App State's reserves.

Despite throwing an interception on App State's first offensive drive – on an incredible catch by ULM's Josh Newton who scraped the ball off the back of Wells in the end zone – the Mountaineers responded by scoring touchdowns on their next two drives for a 14-0 lead at the end of the first quarter. A dominant rushing attack led to a 1-yard score from Camerun Peoples and then Williams Jr.'s 48-yard sprint in which he broke a couple of tackles for the long score.

ULM (0-7, 0-4 Sun Belt) responded to cut the lead to one score at 14-7, but App State dialed up a perfect flea flicker to retake a 14-point advantage at 21-7. Thomas handed off to Daetrich Harrington, who lateraled back to Thomas before he threw a strike to a leaping Wells in the end zone between two defenders for the 37-yard touchdown.

Defense was the name of the game in the second half, as both sides clamped down tighter on their opponents' scoring threats. Thomas' 35-yard bomb to Malik Williams was the lone score of the third quarter, while Chandler Staton tacked on a 38-yard field goal at the beginning of the fourth to give App State a 31-7 advantage.

SCORING SUMMARY

Team	Qtr	Time	Scoring Play	Conv.	Plays	Time	Score
APP	1st	5:12	Peoples 1 yd run	Staton kick	11-80	5:38	7-0
APP	1st	3:11	Williams Jr. 48 yd run	Staton kick	2-54	0:40	14-0
ULM	2nd	9:30	Carter 2 yd run	Hughes kick	17-76	8:41	14-7
APP	2nd	5:24	Wells 37 yd pass from Thomas	Staton kick	8-80	4:06	21-7
APP	3rd	12:46	Will., Mal. 35 pass from Thomas	Staton kick	5-65	2:14	28-7
APP	4th	13:13	Staton 38 yd FG		10-29	4:31	31-7
ULM	4th	0:00	Jackson, Malik 15 yd pass from Suits		10-74	2:38	31-13

STAT LEADERS

APP STATE					ULM				
Rushing	Att.	Yds	TD		Rushing	Att.	Yds	TD	
Thomas	11	109	0		Phillips	11	41	0	
Williams Jr.	13	103	1		Johnson	2	22	0	
Peoples	9	52	1		Carter	1	2	1	
Harrington	11	44	0		Suits	6	2	0	
Noel	5	15	0		Roach	1	1	0	
Tucker	1	7	0		Totals	21	68	1	
Castle	2	-2	0						
Totals	52	328	2		Passing	Cmp-Att-Int	Yds	TD	
Passing	Cmp-Att-Int	Yds	TD		Suits	19-30-1	134	1	
Thomas	13-18-1	152	2		Hunt	3-9-2	20	0	
Totals	13-18-1	152	2		Pederson	0-1-0	0	0	
					Team	0-1-0	0	0	
Receiving	No.	Yds	TD		Totals	22-41-3	154	1	
Williams	6	60	1						
Hennigan	2	26	0		Receiving	No.	Yds	TD	
Harrington	2	15	0		Jackson	3	31	1	
Wells	1	37	1		Carroll	3	20	0	
Evans	1	8	0		Phillips	3	5	0	
Davis	1	6	0		Pederson	2	32	0	
Totals	13	152	2		Frett	2	20	0	
					Bloomfield	2	18	0	
					Carter	2	9	0	
					Roach	2	6	0	
					Whitfield	2	6	0	
					Lamm	1	7	0	
					Totals	22	154	1	

GAME 6					FINAL	
APP STATE	14	10	0	14	—	38
Texas State	7	3	0	7	—	17

Nov. 7 - Bobcat Stadium - San Marcos, Texas - 6,745



GAME NOTES

App State improved to 46-5 in its last 51 games against Sun Belt teams and 22-4 in Sun Belt road games since the 2014 FBS jump. Since 2014, the Mountaineers' 86.8 winning percentage (46-7 overall) against league foes is No. 4 nationally behind Ohio State (93.2%, 55-4), Clemson (91.7%, 55-5) and Alabama (91.5%, 54-5).

Zac Thomas improved to 28-4 as a starter and is No. 2 in active FBS QB wins behind Clemson's Trevor Lawrence (31-1). He threw three touchdown passes and no INTs.

With three touchdown passes, Zac Thomas increased his career total to 60 and moved from fourth place to third in school history, overtaking Richie Williams (59 from 2002-05). The top two totals in school history belong to Taylor Lamb (90 from 2014-17) and Armanti Edwards (74 from 2006-09).

Zac Thomas increased his career number for total offense to 7,157 yards, moving him from fifth place to fourth in school history. He passed Steve Brown (7,129 from 1977-80) and is a distant 2,213 yards from third-place Richie Williams (9,370).

Tight ends Miller Gibbs (three receptions for 47 yards) and Trey Ross (one reception for 17 yards) made their first career catches. Gibbs made his first career start and had two catches for 46 yards, including a 32-yard touchdown, on App State's first possession.

Defensive end Caleb Spurlin, a former walk-on playing in his 46th career game, scored a 1-yard touchdown on his first offensive touch in an App State uniform. He had served as a blocking fullback on two rushing touchdowns prior to the Texas State game.

App State intercepted two more passes, increasing its FBS-leading total to 97 since the start of the 2015 season.

TEAM TOTALS	APP	TXST
FIRST DOWNS		
Total	22	21
Rushing	14	9
Passing	8	8
Penalty	0	4
RUSHING		
Total (Net)	258	215
Attempts	43	30
Avg. Per Rush	6.0	7.2
Rushing TDs	1	0
Yds. Gained	266	231
Yds. Lost	8	16
PASSING		
Total (Net)	168	205
Comp.-Att.-Int.	18-28-0	21-38-2
Avg. / Att.	6.0	5.4
Avg. / Comp.	9.3	9.8
TDs	3	2
TOTAL OFFENSE		
Yards	426	420
Plays	71	68
Avg. / Play	6.0	6.2
Fumbles - Lost	2-0	0-0
Penalties - Yds.	11-94	6-72
PUNTING		
Punts - Yds.	5-220	4-163
Avg. / Punt	44.0	40.8
Inside 20	2	1
50+ Yds.	0	0
Touchbacks	0	0
Fair Catch	1	2
KICKOFFS		
Total - Yds.	7-424	4-259
Avg. Yds. / Kickoff	60.6	64.8
Touchbacks	3	3
RETURNS		
Punt: Total - Yds. - TDs	1-21-0	3--1-0
Punt: Avg. / Return	21.0	-0.3
Kickoff: Total - Yds. - TDs	1-27-0	4-69-0
Kickoff: Avg. / Return	27.0	17.3
INT: Total - Yds. - TDs	2-49-1	0-0-0
Fumble: Total - Yds. - TDs	0-0-0	0-0-0
MISCELLANEOUS		
Misc. Yards	0	0
Poss. Time	32:15	27:45
3rd. Down Conv.	9 of 16	4 of 12
4th. Down Conversions	1 of 1	0 of 3
Red-Zone: Scores - Chances	3-3	1-2
Sacks: Total - Yds.	2-15	1-6
PAT: Total - Made	5-5	2-2
Field Goals: Total - Made	1-1	1-1

First-Time TDs Highlight App State's Win at Texas St.

SAN MARCOS, Texas — A day of eye-catching firsts contributed to App State moving forward with no Sun Belt Conference losses on its record. Building a lead with first-time touchdowns from a trio of players, the Mountaineers remained unbeaten in league play with a 38-17 victory at Texas State.

App State (5-1, 3-0) led 24-10 at the break thanks to first-half scores on a 32-yard catch from tight end Miller Gibbs, a 49-yard interception return from linebacker Brendan Harrington and a 1-yard reception from part-time fullback Caleb Spurlin, a starting defensive end.

Shemar Jean-Charles' third-quarter interception at the App State 9-yard line preceded a 91-yard TD march from the Mountaineers, capped by Zac Thomas' third touchdown pass of the day, a 9-yard connection with Jalen Virgil. Camerun Peoples closed the scoring on his 32-yard touchdown run with 5:59 left against the Bobcats (1-8, 1-4).

Daetrich Harrington accounted for 113 of App State's 258 rushing yards, and Thomas completed 18 of his 27 passes for 168 yards with no interceptions. He hooked up with 10 different receivers while moving into third place on App State's list for career touchdown passes (increasing his total to 60) and fourth place for career total offense (7,157 yards). On special teams, Chandler Staton made his only field goal try, a 33-yard attempt with 15 seconds left in the first half.

Demetrius Taylor and Jalen McLeod contributed sacks to help lead a defense that benefited from a career-high 11 tackles by D'Marco Jackson, who added 1.5 tackles for loss and two pass breakups. The Mountaineers forced two turnovers, limited Texas State to four conversions on 12 third-down tries and no conversions on three fourth-down attempts — all in the second half. Those stops were made on snaps from the App State 28, the Texas State 47 and the App State 19.

SCORING SUMMARY

Team	Qtr	Time	Scoring Play	Conv.	Plays	Time	Score
TXST	1st	14:16	Banks 75 pass from Vitt	Keller kick	3-75	0:44	0-7
APP	1st	11:08	Gibbs 32 pass from Thomas	Staton kick	7-72	3:03	7-7
APP	1st	1:04	Harrington 49 yd interception	Staton kick			14-7
TXST	2nd	12:20	Keller 42 yd FG		7-51	3:44	14-10
APP	2nd	7:09	Spurlin 1 pass from Thomas	Staton kick	11-75	5:11	21-10
APP	2nd	0:15	Staton 33 yd FG		11-50	2:09	24-10
APP	4th	14:16	Virgil 9 pass from Thomas	Staton kick	16-91	7:26	31-10
TXST	4th	11:20	Barbee 14 pass from Vitt	Keller kick	8-75	2:56	31-17
APP	4th	5:59	Peoples 32 yd run	Staton kick	3-47	1:32	38-17

STAT LEADERS

APP STATE					TEXAS STATE				
Rushing					Rushing				
Harrington	Att.	Yds	TD		Jeter	Att.	Yds	TD	
Peoples	18	113	0		Vitt	11	135	0	
Williams Jr.	7	67	1		Hill	11	38	0	
Noel	8	55	0		Sturges	5	26	0	
Thomas	3	23	0		Totals	30	215	0	
Team	6	1	0						
Totals	1	-1	0		Passing				
	43	258	1		Vitt	Comp-Att-Int	Yds	TD	
Passing					Totals	22-41-3	154	1	
Thomas	Comp-Att-Int	Yds	TD						
Williams, Mal.	18-27-0	168	3		Receiving				
Huesman	0-1-0	0	0		Barbee	No.	Yds	TD	
Totals	0-0-0	0	0		Banks	6	65	1	
	18-28-0	168	3		Graham Jr.	4	89	1	
Receiving					Haydel	3	26	0	
Hennigan	No.	Yds	TD		Virgil	2	-4	0	
Gibbs	4	32	0		Hill	2	-11	0	
Wells	3	47	1		Sturges	1	16	0	
Williams, Mal.	2	21	0		Jackson	1	14	0	
Pearson	2	11	0		Sheread	1	12	0	
Ross	2	8	0		Jeter	1	-2	0	
Noel	1	17	0		Totals	21	205	2	
Virgil	1	16	0						
Williams Jr.	1	9	1						
Spurlin	1	6	0						
Totals	1	1	1						
	18	168	3						

GAME 7	FINAL				
Georgia State	7	3	0	3	— 13
APP STATE	3	0	7	7	— 17

Nov. 14 - Kidd Brewer Stadium - Boone, N.C. - 2,170



GAME NOTES

App State's 60-13 record and 82.2 win percentage since the start of 2015 is No. 5 nationally.

App State improved to 47-5 in its last 52 games vs. Sun Belt teams since the program jumped to FBS in 2014. Since 2014, the Mountaineers' 87.0 winning percentage (47-7 overall) against league foes is No. 4 nationally.

The Mountaineers have won their last 18 games played in November or December. This was the 11th straight November/December home win, and App State improved its FBS home record in those months to 14-1.

This is the second straight year and fifth time in the last six years that App State has won its first four Sun Belt games.

Zac Thomas improved to 29-4 as a starter, which is No. 2 in active QB wins behind Clemson's Trevor Lawrence (31-1). Thomas was hit late out of bounds in the fourth quarter and had to be wheeled off the sideline with App State down 13-10.

App State has won all seven games it has played against Georgia State, dating back to 2014. The Mountaineers have allowed a total of 73 points to the Panthers (10.4 average per game).

This was App State's first win when scoring less than 20 points since last year's 17-7 road victory at Louisiana.

App State held the Sun Belt's No. 2 scoring offense (36.7 average entering the game) to 13 points and just three in the second half.

The Mountaineers' swarming defense registered nine TFLs, three sacks, a season-high nine pass breakups and a season-high three forced fumbles. The Mountaineers entered the game ranked No. 2 in the nation with 7.7 passes defended per outing.

TEAM TOTALS	GSU	APP
FIRST DOWNS		
Total	16	19
Rushing	7	10
Passing	8	6
Penalty	1	3
RUSHING		
Total (Net)	148	131
Attempts	38	47
Avg. Per Rush	3.9	2.8
Rushing TDs	0	1
Yds. Gained	183	159
Yds. Lost	35	28
PASSING		
Total (Net)	152	179
Comp.-Att.-Int.	11-33-0	19-26-1
Avg. / Att.	4.6	6.9
Avg. / Comp.	13.8	9.4
TDs	1	1
TOTAL OFFENSE		
Yards	300	310
Plays	71	73
Avg. / Play	4.2	4.2
Fumbles - Lost	4-1	1-0
Penalties - Yds.	3-44	2-14
PUNTING		
Punts - Yds.	7-297	6-266
Avg. / Punt	42.4	44.3
Inside 20	1	0
50+ Yds.	2	1
Touchbacks	0	1
Fair Catch	2	3
KICKOFFS		
Total - Yds.	4-244	4-185
Avg. Yds. / Kickoff	61.0	46.3
Touchbacks	0	1
RETURNS		
Punt: Total - Yds. - TDs	2-6-0	1-4-0
Punt: Avg. / Return	3.0	4.0
Kickoff: Total - Yds. - TDs	0-0-0	4-106-0
Kickoff: Avg. / Return	0	26.5
INT: Total - Yds. - TDs	1-0-0	0-0-0
Fumble: Total - Yds. - TDs	0-0-0	0-0-0
MISCELLANEOUS		
Misc. Yards	0	0
Poss. Time	25:25	34:35
3rd. Down Conv.	9 of 19	8 of 16
4th. Down Conversions	0 of 1	0 of 1
Red-Zone: Scores - Chances	3-3	3-3
Sacks: Total - Yds.	3-13	3-25
PAT: Total - Made	1-1	2-2
Field Goals: Total - Made	2-2	1-1

Thomas, Huesman Lead Late Rally In Win Over GSU

BOONE, N.C. — Fifth-year senior Jacob Huesman finished off a fourth-quarter touchdown drive in relief of injured starting QB Zac Thomas to give App State its first lead, and it remained unbeaten in Sun Belt Conference play with a 17-13 victory against Georgia State.

App State (6-1, 4-0) lost Thomas to an injury when he was hit near the sideline on a quarterback keeper midway through the final quarter. Huesman, Thomas' classmate and housemate, directed the offense for the final six plays of a march that covered 77 yards on 11 plays.

He completed a 12-yard pass to Camerun Peoples on his first play and added a 14-yard completion to Thomas Hennigan on a third-and-8 throw to the Georgia State 22. Peoples' 10-yard touchdown run with 4:55 left, followed by Chandler Staton's extra point, produced the Mountaineers' first lead of the game at 17-13.

"At the end of the day, these are the types of things you have to prepare for, whether you're a freshman or a senior like myself, a fifth-year guy, a backup quarterback," Huesman said. "You just have to be ready and be ready all the time. When your number is called, it's time to go."

After Peoples' touchdown, Nick Hampton and Demetrius Taylor teamed up for a sack that helped produce a punt by Georgia State (3-4, 2-4), and the Mountaineers ran the final 3:32 off the clock in the first game at Kidd Brewer Stadium with fans in the newly opened north end zone facility.

Trey Cobb led App State's defense with 11 tackles, while D'Marco Jackson had nine stops, one sack, two tackles for loss, two PBUs and one fumble recovery. Taylor finished with 1.5 sacks among his 3.5 tackles for loss, and Caleb Spurlin forced the fumble on Jackson's recovery, which set up the Mountaineers' only first-half points.

Huesman completed three of four passes for 33 yards after taking over for Thomas, who completed 16 of 22 passes for 146 yards with one touchdown. He was wheeled off the field into an ambulance not far from where the Mountaineers scored.

"It was all precautionary and he had feeling in all of his extremities," said App State head coach Shawn Clark, who later revealed that Thomas had been released from the hospital and was doing fine.

SCORING SUMMARY

Team	Qtr	Time	Scoring Play	Conv.	Plays	Time	Score
GSU	1st	10:17	Pinckney 19 yd pass from Brown Ruiz kick		13-75	4:43	0-7
APP	1st	2:53	Staton, C. 21 yd field goal		12-46	5:06	3-7
GSU	2nd	0:11	Ruiz, Noel 23 yd field goal		9-64	1:28	3-10
APP	3rd	0:46	Pearson 9 yd pass from Thomas Staton kick		6-80	2:34	10-10
GSU	4th	12:29	Ruiz, Noel 32 yd field goal		9-60	3:17	10-13
APP	4th	04:55	Peoples 10 yd run Staton kick		11-77	4:33	17-13

STAT LEADERS

GEORGIA STATE				APP STATE			
Rushing	Att.	Yds	TD	Rushing	Att.	Yds	TD
Gregg	10	85	0	Peoples	17	67	1
Coates	13	45	0	Thomas	11	36	0
Brown	11	12	0	Williams Jr.	13	22	0
Williams	1	9	0	Noel	5	8	0
Marshall	2	1	0	Team	1	-2	0
Dixon	1	-4	0	Totals	47	131	1
Totals	38	148	0				
PASSING				PASSING			
Comp-Att-Int	Yds	TD		Comp-Att-Int	Yds	TD	
Thomas	16-22-1	146	1	Thomas	16-22-1	146	1
Brown	11-33-0	152	1	Huesman	3-4-0	33	0
Totals	11-33-0	152	1	Totals	19-26-1	179	1
RECEIVING				RECEIVING			
No.	Yds	TD		No.	Yds	TD	
Pinckney	4	74	1	Pearson	4	32	1
McCoy	3	29	0	Williams	3	60	0
Carter	2	15	0	Gibbs	3	30	0
Thrash	1	21	0	Virgil	3	9	0
Dixon	1	13	0	Hennigan	2	22	0
Totals	11	152	1	Wells	2	18	0
				Peoples	1	12	0
				Williams Jr.	1	-4	0
				Totals	19	179	1

GAME 8						FINAL
APP STATE	7	10	3	3	—	23
#15/18 Coastal	6	3	12	13	—	34

Nov. 21 - Brooks Stadium - Conway, S.C. - 5,000



GAME NOTES
The Mountaineers are 4-1 in Sun Belt play for the third straight year. They went on to host and win the league championship game each of the previous two years.
App State dropped its first game against a nationally ranked Sun Belt team. The Mountaineers are 0-6 against ranked teams since joining the FBS ranks. The program's lone win over a nationally ranked FBS team was the historic 34-32 upset of No. 5 Michigan in 2007.
The Mountaineers lost their first November or December game since falling at ULM on Nov. 4, 2017.
This was Coastal Carolina's first win over App State in seven tries all-time.
App State recorded four sacks and eight TFLs against the Coastal Carolina offense.
Senior DE Demetrius Taylor racked up six tackles, 1.5 sacks and 3.0 TFLs, while also forcing a fumble. In his last three games, he has totaled 4.0 sacks, 7.5 TFLs and two forced fumbles.
CB Shemar Jean-Charles, the nation's leader in pass breakups, added one more to go with three tackles.
App State lost a game in which it eclipsed 200 rushing yards for the first time since amassing 234 rushing yards in a loss at UMass on Oct. 28, 2017.
Sophomore RB Camerun Peoples rushed for a career-high 178 yards on a career-high 27 attempts. He rushed for 171 yards and a TD on 20 carries in the first half. Peoples' previous career high was 102 rushing yards in the season opener vs. Charlotte.
Senior WR Malik Williams' 62-yard reception in the third quarter was the longest of his career and the longest pass play by App State this season.

TEAM TOTALS	APP	CCU
FIRST DOWNS		
Total	22	16
Rushing	16	8
Passing	6	7
Penalty	0	1
RUSHING		
Total (Net)	204	169
Attempts	46	34
Avg. Per Rush	4.4	5.0
Rushing TDs	1	2
Yds. Gained	244	208
Yds. Lost	40	39
PASSING		
Total (Net)	211	200
Comp.-Att.-Int.	17-30-3	12-21-0
Avg. / Att.	7.0	9.5
Avg. / Comp.	12.4	16.7
TDs	1	2
TOTAL OFFENSE		
Yards	415	369
Plays	76	55
Avg. / Play	5.5	6.7
Fumbles - Lost	1-0	2-1
Penalties - Yds.	8-51	1-5
PUNTING		
Punts - Yds.	1-36	3-127
Avg. / Punt	36.0	42.3
Inside 20	0	1
50+ Yds.	0	1
Touchbacks	0	1
Fair Catch	0	1
KICKOFFS		
Total - Yds.	6-294	7-404
Avg. Yds. / Kickoff	49.0	57.7
Touchbacks	0	1
RETURNS		
Punt: Total - Yds. - TDs	0-0-0	0-0-0
Punt: Avg. / Return	0	NaN
Kickoff: Total - Yds. - TDs	6-88-0	3-26-0
Kickoff: Avg. / Return	14.7	8.7
INT: Total - Yds. - TDs	0-0-0	3-45-1
Fumble: Total - Yds. - TDs	0-0-0	0-0-0
MISCELLANEOUS		
Misc. Yards	0	40
Poss. Time	33:50	26:10
3rd. Down Conv.	6 of 14	7 of 12
4th. Down Conversions	0 of 2	1 of 1
Red-Zone: Scores - Chances	3-3	3-4
Sacks: Total - Yds.	4-24	3-27
PAT: Total - Made	2-2	1-2
Field Goals: Total - Made	3-4	1-1

App State Suffers 1st League Loss At No. 15 Coastal

CONWAY, S.C. — Coastal Carolina claimed a first-place showdown with visiting App State, winning 34-23 at Brooks Stadium.

In a game with five lead changes, App State (6-2, 4-1) moved ahead for the final time on Chandler Staton's 45-yard field goal with 11:47 left. The Mountaineers remained ahead 23-21 until Reese White scored on a 3-yard run for the 15th-ranked Chanticleers (8-0, 6-0) with 2:24 left, and D'Jordan Strong's 38-yard interception return for a touchdown on a fourth-and-20 pass from deep in App State's own territory in the final 90 seconds sealed the outcome.

Camerun Peoples rushed for a career-high 178 yards with one touchdown on a career-high 27 carries, including 20 first-half carries that produced 171 of his yards, as App State outgained Coastal Carolina both on the ground and through the air. Peoples became the first back to rush for at least 100 yards against the Chanticleers this season.

Staton matched his career high of three field goals with two kicks of 44-plus yards and Demetrius Taylor accounted for 1.5 of App State's four sacks while posting 3.0 tackles for loss, but Coastal Carolina remained unbeaten on the strength of several big plays.

With the Chanticleers on the verge of retaking the lead in the fourth quarter, quarterback Grayson McCall reached for the end zone on a keeper from the 6 and had the ball knocked loose by Kaiden Smith. App State teammate Nick Hampton fell on the ball in the end zone for a crucial touchback with the Mountaineers clinging to a two-point edge.

Shortly after a 33-yard pass to the CCU 36 was wiped out by offsetting penalties, with a holding following a flag for defensive offsides, Coastal Carolina regained possession with an interception near midfield and put together a 10-play, 49-yard TD drive that took 4:35 off the clock

McCall accounted for three touchdowns while passing for 200 yards and rushing for 69 more. App State held the Chanticleers to 169 rushing yards on 34 carries, including 15 first-half rushing yards on 14 attempts.

SCORING SUMMARY

Team	Qtr	Time	Scoring Play	Conv.	Plays	Time	Score
APP	1st	11:40	Peoples, C. 1 yd run	Staton kick	8-70	3:20	7-0
CCU	1st	11:29	Likely 75 yd pass from McCall	Kick failed	1-75	0:11	7-6
CCU	2nd	10:50	Biscardi, M. 51 yd FG		9-27	5:10	7-9
APP	2nd	4:57	Staton, C. 44 yd FG		12-48	5:53	10-9
APP	2nd	0:09	Wells 25 yd pass from Thomas	Staton kick	9-84	0:51	17-9
CCU	3rd	14:11	McCall 62 yd run	Pass failed	3-65	0:49	17-15
APP	3rd	10:55	Staton, C. 36 yd FG		7-69	3:12	20-15
CCU	3rd	6:21	Marable 19 yd pass from McCall	Pass failed	10-65	4:34	20-21
APP	4th	11:47	Staton, C. 45 yd FG		10-53	5:07	23-21
CCU	4th	2:24	White 3 yd run	Run failed	10-49	4:35	23-27
CCU	4th	1:20	Strong 38 yd interception	Biscardi kick			23-34

STAT LEADERS

APP STATE

Rushing	Att.	Yds	TD
Peoples	27	178	1
Noel	11	46	0
Thomas	8	-20	0
Totals	46	204	1
Passing	Cmp-Att-Int	Yds	TD
Thomas	17-29-3	211	1
Team	0-1-0	0	0
Totals	17-30-3	211	1
Receiving	No.	Yds	TD
Hennigan	5	40	0
Williams	3	79	0
Virgil	3	22	0
Wells	2	41	1
Davis	2	15	0
Noel	1	9	0
Pearson	1	5	0
Totals	17	211	1

COASTAL CAROLINA

Rushing	Att.	Yds	TD
McCall	14	69	1
Marable	5	65	0
White	8	21	1
Jones	4	11	0
Payton	1	7	0
Team	2	-4	0
Totals	34	169	2
Passing	Cmp-Att-Int	Yds	TD
McCall	12-21-0	200	2
Totals	12-21-0	200	2
Receiving	No.	Yds	TD
Likely	3	118	1
Heiligh	3	37	0
Marable	3	9	1
Denmark	2	21	0
Brown	1	15	0
Totals	12	200	2

GAME 9					FINAL
TROY	0	10	0	0	— 10
APP STATE	21	13	13	0	— 47

Nov. 28 - Kidd Brewer Stadium - Boone, N.C. - 2,170



GAME NOTES
App State has not lost back-to-back games since 2017, when it fell on the road at UMass (Oct. 28) and ULM.
The 37-point win was App State's most lopsided Sun Belt victory since a 52-7 result against ULM on Oct. 19 last year.
The Mountaineers started Sun Belt play 5-1 for the third straight year.
Zac Thomas (30-5 as a starter) is No. 2 in active FBS QB wins behind Clemson's Trevor Lawrence (32-1) and tied for No. 3 in school history with 30 wins.
App State has won 19 of its last 20 games played in November or December.
App State compiled a season-high 554 yards of total offense, including 275 rushing and 279 passing. One of the nation's top-15 teams in third-down conversion rate entering the game, App State converted 8 of 13 third downs in this one.
Entering the game, the Mountaineers ranked top 10 in the country with a per-game rushing average of 254.2 yards before racking up 275 against the Trojans.
Zac Thomas moved into third place in the school record books with 85 career TDs responsible for, surpassing Richie Williams' 81 from 2002-05. Thomas also moved past Steve Brown (1977-80) into fourth place in App State history with 6,565 career passing yards.
Senior WR Malik Williams caught seven passes for a career-high 113 yards and a touchdown to lead all receivers in the game.
Thomas Hennigan moved past Andrew Peacock into fifth in school history with 2,148 receiving yards.

TEAM TOTALS	TROY	APP
FIRST DOWNS		
Total	13	26
Rushing	7	12
Passing	4	13
Penalty	2	1
RUSHING		
Total (Net)	106	275
Attempts	33	38
Avg. Per Rush	3.2	7.2
Rushing TDs	0	1
Yds. Gained	108	283
Yds. Lost	2	8
PASSING		
Total (Net)	125	279
Comp.-Att.-Int.	13-22-1	22-30-0
Avg. / Att.	5.7	9.3
Avg. / Comp.	9.6	12.7
TDs	1	4
TOTAL OFFENSE		
Yards	231	554
Plays	55	68
Avg. / Play	4.2	8.1
Fumbles - Lost	0-0	1-0
Penalties - Yds.	7-57	12-90
PUNTING		
Punts - Yds.	6-292	1-44
Avg. / Punt	48.7	44.0
Inside 20	1	0
50+ Yds.	2	0
Touchbacks	0	0
Fair Catch	2	1
KICKOFFS		
Total - Yds.	3-191	9-495
Avg. Yds. / Kickoff	63.7	55.0
Touchbacks	2	4
RETURNS		
Punt: Total - Yds. - TDs	0-0-0	1-0-0
Punt: Avg. / Return	0	0.0
Kickoff: Total - Yds. - TDs	3-34-0	1-36-0
Kickoff: Avg. / Return	11.3	36.0
INT: Total - Yds. - TDs	0-0-0	1-34-1
Fumble: Total - Yds. - TDs	0-0-0	0-0-0
MISCELLANEOUS		
Misc. Yards	0	0
Poss. Time	29:39	30:21
3rd. Down Conv.	3 of 14	8 of 13
4th. Down Conversions	2 of 2	1 of 2
Red-Zone: Scores - Chances	1-2	4-5
Sacks: Total - Yds.	1-2	0-0
PAT: Total - Made	1-1	5-6
Field Goals: Total - Made	1-1	2-2

App State Starts Fast in Blowout Win Over Trojans

BOONE, N.C. — App State bounced back in emphatic fashion, bolstering its overall record and establishing several individual ones in a 47-10 home win against Troy in Kidd Brewer Stadium.

Zac Thomas tied his career high of four touchdown passes while throwing for 279 yards, App State (7-2, 5-1) finished with 554 total yards thanks to 275 more on the ground and Steven Jones returned an interception 34 yards for an early touchdown to highlight a defensive effort that limited the Trojans (4-5, 2-3) to 231 total yards and 125 passing yards — 177 below their season average. Of their 106 rushing yards, 47 occurred on the game's final drive.

A week after suffering their first league loss, the Mountaineers possessed sizable advantages in total yards (225-25) and first downs (11-0) by the time they had built a 28-0 lead one play into the second period. "They came in and really performed well today," coach Shawn Clark said. "When people counted us out, we came right back for the fight."

Thomas posted four TD passes for the fourth time — including each of the last two games against Troy. The four touchdown grabs in the game came from Malik Williams (career-high 113 receiving yards), Thomas Hennigan (now No. 5 in school history in career receiving yards), Henry Pearson and Caleb Spurlin (the only FBS player with multiple sacks and receiving TDs this season).

After the Mountaineers posted their first of four straight three-and-out stops, Camerun Peoples found a third-and-1 hole and ran free for a 63-yard touchdown with Troy's defense crowding the line of scrimmage.

Thomas completed all four of his pass attempts for 69 yards on App State's next drive, with a 15-yard touchdown strike to Williams. Three plays into Troy's next series, Jones stepped in front of a short pass and returned his first career interception for another touchdown.

SCORING SUMMARY

Team	Qtr	Time	Scoring Play	Conv.	Plays	Time	Score
APP	1st	12:16	Peoples, C. 63 yd run	Staton kick	3-72	0:50	7-0
APP	1st	7:58	Williams 15 yd pass from Thomas	Staton kick	6-71	2:21	14-0
APP	1st	7:09	Jones, Steven 34 yd interception	Staton kick			21-0
APP	2nd	14:56	Hennigan 22 yd pass from Thomas	Staton kick	12-97	5:05	28-0
TROY	2nd	8:36	Legassey, Evan 27 yd FG		13-66	6:20	28-3
APP	2nd	5:32	Staton, C. 42 yd FG		9-35	2:58	31-3
TROY	2nd	4:35	Geiger 33 yd pass from Watson	Legassey kick	4-85	0:57	31-10
APP	2nd	0:03	Staton, C. 30 yd FG		15-62	4:32	34-10
APP	3rd	6:02	Pearson 6 yd pass from Thomas	Kick failed	10-75	5:24	40-10
APP	3rd	0:17	Spurlin 2 yd pass from Thomas	Staton kick	7-75	3:58	47-10

STAT LEADERS

TROY					APP STATE				
Rushing	Att.	Yds	TD		Rushing	Att.	Yds	TD	
Woods	10	43	0		Peoples	10	95	1	
Strong	6	20	0		Noel	12	80	0	
Billingsley	7	18	0		Castle	5	58	0	
Mays	3	8	0		Williams Jr.	5	26	0	
Smith	4	7	0		Thomas	5	18	0	
Toole	2	7	0		Williams, Mal.	1	-2	0	
McNeil	1	3	0		Totals	38	275	1	
Totals	46	204	1						
Passing	Comp-Att-Int	Yds	TD		Passing	Comp-Att-Int	Yds	TD	
Watson	13-20-1	125	1		Thomas	22-29-0	279	4	
McNeil	0-2-0	0	0		Williams, Mal.	0-1-0	0	0	
Totals	13-22-1	125	1		Huesman	0-0-0	0	0	
					Totals	22-30-0	279	4	
Receiving	No.	Yds	TD		Receiving	No.	Yds	TD	
Geiger	3	41	1		Williams, Mal.	7	113	1	
Woods	3	15	0		Hennigan	6	56	1	
McClain	2	25	0		Virgil	2	34	0	
Smith	2	11	0		Davis	2	10	0	
Clark	1	22	0		Horn	1	54	0	
Johnson	1	6	0		Pearson	1	6	1	
Todd	1	5	0		Gibbs	1	2	0	
					Spurlin	1	2	1	
					Peoples	1	2	0	
					Totals	22	279	4	

GAME 10						FINAL
#20 Louisiana	0	9	15	0	—	24
APP STATE	7	3	0	11	—	21

Dec. 4 - Kidd Brewer Stadium - Boone, N.C. - 2,170



GAME NOTES

App State finished 5-1 at Kidd Brewer Stadium in 2020. Fifth-year seniors on the team have gone 28-4 at The Rock and 51-13 overall.

Senior center Noah Hannon has started all 50 games that App State has played since he enrolled before the 2017 season. The only previous App State players with at least 50 career starts are CB Jerome Touchstone (55 from 2004-07), CB Justin Woazeah (54 from 2004-07), OL Victor Johnson (51 from 2016-19), LB D.J. Smith (50 from 2007-10) and OL Scott Suttle (50 from 2004-07).

Hannon joined Touchstone and Smith as only the third App State player with 50 consecutive starts and joined Johnson as the second player in the FBS era with at least 50 career starts. Senior WR Thomas Hennigan made his 49th career start Friday.

Hannon, Hennigan, defensive end Caleb Spurlin and punter Xavier Subotsch all played in their 50th career games for the Mountaineers.

Senior WR Thomas Hennigan has moved up to No. 4 in school history with 2,192 career receiving yards, as he moved ahead of Bob Agle (2,151 yards from 1965-68) after catching four passes for 44 yards on Friday.

Sophomore RB Camerun Peoples scored a touchdown for the sixth straight game.

Senior CB Shemar Jean-Charles, the nation's leader in passes defended and passes broken up, added two more PBUs against Louisiana. He now has 17 passes defended with 16 PBUs and one interception.

Senior DE Demetrius Taylor had another disruptive effort with five tackles, 1.5 TFLs, a pass breakup and a QB hurry.

TEAM TOTALS	UL	APP
FIRST DOWNS		
Total	18	19
Rushing	13	14
Passing	4	4
Penalty	1	1
RUSHING		
Total (Net)	126	198
Attempts	45	49
Avg. Per Rush	2.8	4.0
Rushing TDs	2	2
Yds. Gained	246	226
Yds. Lost	120	28
PASSING		
Total (Net)	101	92
Comp.-Att.-Int.	8-24-0	10-21-2
Avg. / Att.	4.2	4.4
Avg. / Comp.	12.6	9.2
TDs	1	0
TOTAL OFFENSE		
Yards	227	290
Plays	69	70
Avg. / Play	3.3	4.1
Fumbles - Lost	2-0	1-1
Penalties - Yds.	2-20	5-46
PUNTING		
Punts - Yds.	2-79	1-48
Avg. / Punt	39.5	48.0
Inside 20	0	0
50+ Yds.	0	0
Touchbacks	0	0
Fair Catch	0	0
KICKOFFS		
Total - Yds.	6-341	4-205
Avg. Yds. / Kickoff	56.8	51.3
Touchbacks	0	0
RETURNS		
Punt: Total - Yds. - TDs	1-3-0	2-46-0
Punt: Avg. / Return	3.0	23.0
Kickoff: Total - Yds. - TDs	4-49-0	6-121-0
Kickoff: Avg. / Return	12.3	20.2
INT: Total - Yds. - TDs	2-0-0	0-0-0
Fumble: Total - Yds. - TDs	1-2-0	0-0-0
MISCELLANEOUS		
Misc. Yards	0	0
Poss. Time	24:17	35:43
3rd. Down Conv.	6 of 15	9 of 16
4th. Down Conversions	2 of 5	2 of 3
Red-Zone: Scores - Chances	4-5	1-3
Sacks: Total - Yds.	3-20	0-0
PAT: Total - Made	1-1	2-2
Field Goals: Total - Made	1-1	1-3

Fourth-Quarter Rally Falls Short for Mountaineers

BOONE, N.C. — App State put together a fourth-quarter rally that fell short, as 20th-ranked Louisiana held on for a 24-21 win in a night game with the latest kickoff time in Kidd Brewer Stadium history.

The Mountaineers (7-3, 5-2) cut into a 24-10 deficit on Camerun Peoples' 1-yard touchdown run with 8:07 remaining and benefited from two special teams-driven safeties given up by the Ragin' Cajuns (9-1, 7-1) before driving for a potential score. A 30-yard field goal attempt on a rainy night sailed wide left in the closing seconds, giving App State its third loss to a ranked foe, with those three teams a combined 25-1.

The ESPN game had a scheduled kickoff of 8:30 and began at 8:40. Peoples' 1-yard touchdown capped a 14-play, 80-yard drive that included a diving catch of 15 yards by Jalen Virgil on a fourth-and-4 pass from the App State 41 and Peoples' 22-yard run to the 1. After the score trimmed the deficit to 24-17, the Mountaineers' defense forced a three-and-out punting situation from the Ragin' Cajuns, who struggled with high snaps on special teams (four high snaps).

Louisiana punter Rhys Byrns chased a high offering into the end zone before kicking the ball out for a safety. App State took over at its 40 following the free kick and advanced the UL 23 before a fourth-down sack gave possession back to the Ragin' Cajuns with 2:09 remaining.

The Mountaineers had three timeouts left, and a third-down pressure from Nick Hampton forced an incomplete pass for another punting situation. Louisiana quarterback Levi Lewis retreated 35 yards to the end zone to take an intentional safety, allowing App State to regain possession with 1:46 left and a three-point deficit.

Malik Williams returned the free kick 25 yards to the App State 45, Thomas Hennigan gained 12 yards on a first-down pass, Peoples had a third-and-2 conversion and defensive pass interference on a throw to the end zone from the 28 gave the Mountaineers a first down at the Louisiana 13 with 14 seconds remaining.

Two App State passes to the end zone were incomplete, setting up an overtime-forcing attempt from Chandler Staton, but it was no good.

SCORING SUMMARY

Team	Qtr	Time	Scoring Play	Conv.	Plays	Time	Score
APP	1st	6:50	Noel, Nate 33 yd run	Staton kick	18-65	3:34	7-0
UL	2nd	6:25	Ragas,Trey 8 yd pass from Lewis	Pass failed	6-49	3:14	7-6
APP	2nd	0:26	Staton 43 yd FG		8-23	2:25	10-6
UL	2nd	0:00	Almenda 26 yd FG		6-46	0:23	10-9
UL	3rd	7:52	Ragas,Trey 17 yd run	Lewis run	9-52	3:45	10-17
UL	3rd	0:29	Ragas,Trey 1 yd run	Almenda kick	10-74	5:43	10-24
APP	4th	8:17	Peoples, C. 1 yd run	Staton kick	14-80	7:03	17-24
APP	4th	6:36	TEAM 31 yd safety (punt snap to end zone)				19-24
APP	4th	1:46	TEAM 35 yd safety (Intentional fourth-down with QB)				21-24

STAT LEADERS

UL					APP STATE				
Rushing	Att.	Yds	TD		Rushing	Att.	Yds	TD	
Mitchell	12	95	0		Peoples	21	99	1	
Lewis	11	77	0		Noel	12	72	1	
Ragas	12	43	2		Ragas Jr.	8	26	0	
Smith	5	15	0		Thomas	8	1	0	
Team	5	-104	0		Totals	49	198	2	
Totals	45	126	2						
Passing	Cmp-Att-Int	Yds	TD		Passing	Cmp-Att-Int	Yds	TD	
Lewis	8-23-0	101	1		Thomas	10-21-2	92	0	
Team	0-1-0	0	0		Totals	10-21-2	92	0	
Totals	8-24-0	101	1						
Receiving	No.	Yds	TD		Receiving	No.	Yds	TD	
Williams	2	39	0		Hennigan	4	44	0	
Mitchell	2	17	0		Virgil	3	29	0	
Fleming	1	25	0		Williams	2	16	0	
Migl	1	8	0		Tucker	1	3	0	
Ragas	1	8	1		Totals	10	92	0	
Lacy	1	4	0						

GAME 11	FINAL				
APP STATE	0	7	10	17	— 34
Ga. Southern	7	10	0	9	— 26

Dec. 12 - Paulson Stadium - Statesboro, Ga. - 6,228



GAME NOTES

With its eighth win of the season, App State joined Alabama and Clemson as the only FBS programs with eight or more wins every year since 2015.

App State improved its all-time record to 20-15-1 against Georgia Southern, including 4-3 since both programs joined the Sun Belt in 2014.

The Mountaineers have gone 6-2 or 7-1 in league play in all seven of their Sun Belt seasons.

App State improved to 23-5 in Sun Belt road games and snapped a 10-game home winning streak for the Eagles.

App State has faced a fourth-quarter deficit in five of its last six wins in Statesboro and overcome a double-digit deficit in each of its last three victories at Paulson Stadium (behind 10-0 in second quarter in 2016, 21-10 in second quarter in 2012). App State overcame halftime deficits in both 2008 and 2006, and Shawn Clark was an offensive lineman on the 1996 team that trailed 28-14 in the fourth quarter but used three touchdown passes from Bake Baker to prevail 35-28 on the road.

The Mountaineers' 28 road wins since their jump to FBS competition in 2014 are tied for third nationally behind just the 29 from Clemson and Boise State.

Since 2015, App State improved to an FBS-best 26-0 in non-season-opening games in which it had more than a week to prepare.

Thomas Hennigan's 17th career TD catch moves him into a tie for No. 5 in the school record books. He moved up to No. 4 in school history past Rick Beasley with 180 career catches.

Georgia Southern threw three INTs in a game for the first time since App State picked off three passes in the Mountaineers' 2016 win at Paulson Stadium.

TEAM TOTALS	APP	GS
FIRST DOWNS		
Total	17	16
Rushing	8	9
Passing	9	5
Penalty	0	2
RUSHING		
Total (Net)	173	204
Attempts	44	41
Avg. Per Rush	3.9	5.0
Rushing TDs	1	1
Yds. Gained	215	208
Yds. Lost	42	4
PASSING		
Total (Net)	208	145
Comp.-Att.-Int.	18-29-1	7-18-3
Avg. / Att.	7.2	8.1
Avg. / Comp.	11.6	20.7
TDs	2	1
TOTAL OFFENSE		
Yards	381	349
Plays	73	59
Avg. / Play	5.2	5.9
Fumbles - Lost	2-1	2-1
Penalties - Yds.	6-65	1-5
PUNTING		
Punts - Yds.	6-242	6-272
Avg. / Punt	40.3	45.3
Inside 20	3	2
50+ Yds.	1	2
Touchbacks	0	0
Fair Catch	2	4
KICKOFFS		
Total - Yds.	7-442	5-278
Avg. Yds. / Kickoff	63.1	55.6
Touchbacks	2	1
RETURNS		
Punt: Total - Yds. - TDs	2-7-0	4-8-0
Punt: Avg. / Return	3.5	2.0
Kickoff: Total - Yds. - TDs	2-126-1	4-53-0
Kickoff: Avg. / Return	63.0	13.3
INT: Total - Yds. - TDs	3-3-0	1-28-1
Fumble: Total - Yds. - TDs	0-0-0	0-0-0
MISCELLANEOUS		
Misc. Yards	0	0
Poss. Time	34:52	25:08
3rd. Down Conv.	6 of 17	2 of 10
4th. Down Conversions	2 of 2	1 of 1
Red-Zone: Scores - Chances	4-4	2-2
Sacks: Total - Yds.	1-4	3-25
PAT: Total - Made	4-4	2-2
Field Goals: Total - Made	2-2	2-2

App State Storms Back to Beat Georgia Southern

STATESBORO, Ga. — Jalen Virgil extended his arms above his head to field the line-drive kickoff. While his decision to then take the ball out of the end zone was unexpected, the outcome didn't catch him by surprise.

The latest App State-Georgia Southern rivalry game turned on a timely, "Breakaway" return and a second rapid-fire score.

Overcoming a 14-point deficit, the Mountaineers dominated the last half and ended the Eagles' home winning streak with a 34-26 victory.

App State (8-3, 6-2) still trailed 17-7 at the break but outscored the Eagles by a 24-3 margin in the first 17-plus minutes of the second half. Immediately after Georgia Southern (7-5, 4-4) made a 47-yard field goal to break a 17-all tie in the first minute of the fourth quarter, Virgil gave App State its first lead of the night with a 100-yard kickoff return.

Demetrius Taylor and Brendan Harrington combined for a stop to force a three-and-out punt, leading to a 70-yard TD run from Nate Noel on the next play, less than two minutes after Virgil had scored.

Virgil also had a 16-yard touchdown catch as part of a night in which he totaled 171 all-purpose yards, as he followed blocks from Tommy Wright, Gabe Montgomery, Tyler Bird and Malik Williams on the third 100-yard kickoff return in program history.

"When I caught it over my head, it probably looked suspect," he said, "but I caught it, saw an opening, just took off and used my speed to get there."

The Eagles used a 78-yard TD pass to cut their deficit to 31-26 with 5:23 left — the two-point pass was incomplete — but Virgil's diving catch for a 33-yard gain and Noel's five carries for 22 yards on the drive set up Chandler Staton's 37-yard field goal with 2:44 remaining.

Georgia Southern had one last chance to tie the game, advancing to its 44-yard line, but Nicholas Ross came away with App State's third interception of the night by easily picking off a deep throw at the App State 19 with 1:42 remaining.

SCORING SUMMARY

Team	Qtr	Time	Scoring Play	Conv.	Plays	Time	Score
GS	1st	01:59	D. Spaulding 28 yd INT return	Raynor kick			0-7
GS	2nd	9:22	J. Tomlin 14 yd run	Raynor kick	11-72	5:38	0-14
APP	2nd	1:55	Virgil 16 yd pass from Thomas	Staton kick	17-65	7:27	7-14
GS	2nd	0:00	A. Raynor 33 yd FG		7-50	1:10	7-17
APP	3rd	10:44	Hennigan 9 yd pass from Thomas	Staton kick	10-72	4:10	14-17
APP	3rd	4:20	Staton, C. 33 yd FG		8-41	4:07	17-17
GS	4th	14:51	A. Raynor 47 yd FG		10-46	4:29	17-20
APP	4th	14:36	Virgil 100 yd kickoff return	Staton kick			24-20
APP	4th	12:51	Noel 70 yd run	Staton kick	1-70	0:12	31-20
GS	4th	5:23	Carter 78 yd pass from Mosley	Pass failed	2-85	0:34	31-26
APP	4th	2:44	Staton 37 yd FG		7-55	2:39	34-26

STAT LEADERS

APP STATE

Rushing	Att.	Yds	TD
Noel	13	103	1
Peoples	18	69	0
Thomas	11	4	0
Team	2	-3	0
Totals	44	173	1
Passing	Comp-Att-Int	Yds	TD
Thomas	18-29-1	208	2
Totals	18-29-1	208	2

Receiving	No.	Yds	TD
Hennigan	8	64	1
Williams	4	37	0
Pearson	3	62	0
Virgil	3	45	1
Totals	18	208	2

GEORGIA SOUTHERN

Rushing	Att.	Yds	TD
Tomlin	6	76	1
Mosley	13	49	0
Green	8	37	0
Wright	10	29	0
Hood	2	7	0
LaRoche	1	4	0
White	1	2	0
Totals	34	169	2
Passing	Comp-Att-Int	Yds	TD
Tomlin	2-4-1	23	0
Mosley	5-14-2	122	1
Totals	7-18-3	145	1

Receiving	No.	Yds	TD
Brown	2	24	0
Carter	1	78	1
Thompson	1	16	0
Smith	1	12	0
Pelkisson	1	10	0
Murray	1	5	0
Totals	7	145	1

NCAA Statistics

App State - 2020-21 Football Ranking Summary thru games 12/12/2020

Statistic	National Rank	Conference Rank	Value	National Leader	Value	Conference Leader	Value
3rd Down Conversion Pct (127 ranked)	6	2	0.516	Alabama	0.591	Coastal Carolina	0.543
3rd Down Conversion Pct Defense (127 ranked)	41	4	0.377	Wisconsin	0.233	Ga. Southern	0.344
4th Down Conversion Pct (127 ranked)	58	4	0.579	Maryland	1.000	Coastal Carolina	0.800
4th Down Conversion Pct Defense (126 ranked)	32	3	0.455	Rice	0.000	South Alabama	0.385
				Wisconsin	0.000		
				Wyoming	0.000		
Blocked Kicks (31 ranked)				Army West Point	7	Troy	3
Blocked Kicks Allowed (127 ranked)	60	4	1	59 teams tied	0	Coastal Carolina	0
					0	Louisiana	0
						Texas St.	0
Blocked Punts (12 ranked)				5 teams tied	3	Ga. Southern	2
Blocked Punts Allowed (127 ranked)	1	1	0	87 teams tied	0	5 teams tied	0
Completion Percentage (127 ranked)	32	3	0.640	Ohio St.	0.781	Coastal Carolina	0.667
Defensive TDs (36 ranked)	20	2	2	4 teams tied	4	Troy	4
Fewest Penalties (126 ranked)	115	10	76	Washington St.	12	Coastal Carolina	37
Fewest Penalties Per Game (127 ranked)	98	10	6.91	Coastal Carolina	3.36	Coastal Carolina	3.36
Fewest Penalty Yards (127 ranked)	117	10	695	Washington St.	99	Coastal Carolina	368
Fewest Penalty Yards Per Game (127 ranked)	101	10	63.18	Rice	23.80	Coastal Carolina	33.45
First Downs Defense (127 ranked)	80	1	193	Ohio	56	App State	193
First Downs Offense (127 ranked)	6	2	259	North Carolina	299	Arkansas St.	269
Fumbles Lost (127 ranked)	72	4	6	San Jose St.	0	Texas St.	4
				Washington	0		
Fumbles Recovered (120 ranked)	89	10	3	Rutgers	15	4 teams tied	8
Kickoff Return Defense (127 ranked)	17	2	17.43	Massachusetts	12.00	Arkansas St.	17.03
Kickoff Returns (127 ranked)	36	2	22.52	Arizona St.	39.83	Louisiana	23.28
Net Punting (127 ranked)	28	2	40.55	Miami (FL)	44.98	Troy	40.64
Passes Had Intercepted (127 ranked)	110	6	11	Stanford	0	Coastal Carolina	4
				Ohio	0		
				Air Force	0		
Passes Intercepted (124 ranked)	3	2	14	Indiana	17	Louisiana	15
Passing Offense (127 ranked)	102	9	191.7	Florida	386.4	Arkansas St.	364.4
Passing Yards Allowed (127 ranked)	7	2	169.8	Army West Point	154.2	Louisiana	166.9
Passing Yards per Completion (127 ranked)	79	7	11.65	Western Mich.	17.19	Arkansas St.	14.57
Punt Return Defense (127 ranked)	15	1	1.69	Texas A&M	-2.00	App State	1.69
Punt Returns (127 ranked)	43	3	9.31	Kansas St.	22.07	Ga. Southern	12.53
Red Zone Defense (126 ranked)	15	1	0.735	Indiana	0.579	App State	0.735
Red Zone Offense (127 ranked)	109	8	0.745	Eastern Mich.	1.000	Georgia St.	0.947
				Washington St.	1.000		
Rushing Defense (127 ranked)	46	4	143.7	Georgia	69.3	Ga. Southern	112.1
Rushing Offense (127 ranked)	9	2	243.5	Buffalo	344.6	Ga. Southern	262.5
Sacks Allowed (127 ranked)	48	5	1.91	Buffalo	0.00	Louisiana	0.90
Scoring Defense (127 ranked)	19	2	19.3	Marshall	11.4	Coastal Carolina	18.7
Scoring Offense (127 ranked)	40	5	31.8	Buffalo	51.8	Coastal Carolina	37.5
Tackles for Loss Allowed (127 ranked)	33	4	5.18	Buffalo	1.80	Louisiana	3.80
Team Passing Efficiency (127 ranked)	49	4	140.94	Alabama	198.20	Coastal Carolina	178.21
Team Passing Efficiency Defense (127 ranked)	4	2	98.37	Northwestern	93.26	Louisiana	96.24
Team Sacks (127 ranked)	73	3	2.09	Miami (OH)	4.33	Georgia St.	3.56
Team Tackles for Loss (127 ranked)	83	6	5.5	Colorado St.	10.5	Georgia St.	7.9
Time of Possession (127 ranked)	19	3	32:40	Wisconsin	38:01	Coastal Carolina	34:15
Total Defense (127 ranked)	12	1	313.5	Wisconsin	251.0	App State	313.5
Total Offense (127 ranked)	32	3	435.3	Kent St.	606.5	Arkansas St.	489.7
Turnover Margin (127 ranked)	60	4	0.00	Arizona St.	2.00	Coastal Carolina	1.00
Turnovers Gained (127 ranked)	24	5	17	Syracuse	24	Coastal Carolina	22
						Ga. Southern	22
Turnovers Lost (127 ranked)	110	5	17	Miami (OH)	2	Coastal Carolina	11
				Ohio	2		
				Stanford	2		
Winning Percentage (119 ranked)	31	3	0.727	8 teams tied	1.000	Coastal Carolina	1.000

Statistic	Player	National Rank	Conference Rank	Value	National Leader	Value	Conference Leader	Value
All Purpose (199 ranked)	Camerun Peoples	162	12	82.20	D'Wayne Eskridge, Western Mich.	213.00	Jonathan Adams, Jr., Arkansas St.	111.10
Blocked Kicks (5 ranked)					4 players tied	3	Will Choloh, Troy Najee Thompson, Ga. Southern	2 2
Combined Kick Returns (198 ranked)	Steven Jones Malik Williams	46 108	8 13	340 174	Trayvon Rudolph, Northern Ill.	725	Jeremiah Haydel, Texas St.	687
Completion Percentage (109 ranked)	Zac Thomas	26	3	0.647	Justin Fields, Ohio St.	0.781	Gunnar Watson, Troy	0.701
Completions Per Game (100 ranked)	Zac Thomas	65	6	16.18	Kedon Slovis, Southern California	29.80	Gunnar Watson, Troy	23.44
Field Goal Percentage (98 ranked)	Chandler Staton	69	4	0.684	5 players tied	1.000	Noel Ruiz, Georgia St.	0.786
Field Goals Per Game (123 ranked)	Chandler Staton	45	3	1.18	John Hoyland, Wyoming	2.17	Alex Raynor, Ga. Southern	1.42
Forced Fumbles (64 ranked)					Zion Tupuola-Fetui, Washington	0.75	Jeffrey Gunter, Coastal Carolina	0.45
Fumbles Recovered (81 ranked)	Jordon Earle Nick Hampton D'Marco Jackson	81 81 81	12 12 12	1 1 1	Tavante Beckett, Marshall Zach VanValkenburg, Iowa	4 4	11 players tied	2
Interceptions Per Game (141 ranked)	Brendan Harrington Ryan Huff	39 83	6 11	0.4 0.3	Talanoa Hufanga, Southern California	0.8	D'Jordan Strong, Coastal Carolina	0.5
Kickoff Return TDs (4 ranked)	Jalen Virgil	4	2	1	Avery Williams, Boise St. Trestan Ebner, Baylor Chris Smith, Louisiana	2 2 2	Chris Smith, Louisiana	2
Kickoff Returns (78 ranked)	Steven Jones	43	5	21.2	De'Montre Tuggle, Ohio	45.0	Chris Smith, Louisiana	27.2
Passes Defended (25 ranked)	Shemar Jean-Charles	2	1	1.5	Tarheeb Still, Maryland	1.8	Shemar Jean-Charles, App State	1.5
Passing Efficiency (109 ranked)	Zac Thomas	37	3	142.9	Mac Jones, Alabama	203.9	Grayson McCall, Coastal Carolina	185.9
Passing TDs (123 ranked)	Zac Thomas	17	2	19	Kyle Trask, Florida	40	Grayson McCall, Coastal Carolina	23
Passing Yards (130 ranked)	Zac Thomas	28	4	2,075	Kyle Trask, Florida	3,717	Grayson McCall, Coastal Carolina	2,170
Passing Yards Per Game (130 ranked)	Zac Thomas	72	8	188.6	Dillon Gabriel, UCF	372.6	Gunnar Watson, Troy	237.9
Passing Yards per Completion (109 ranked)	Zac Thomas	67	7	11.66	Layne Hatcher, Arkansas St.	17.74	Layne Hatcher, Arkansas St.	17.74
Points Responsible For (192 ranked)	Zac Thomas Chandler Staton	28 79	4 12	126 82	Kyle Trask, Florida	252	Grayson McCall, Coastal Carolina	176
Points Responsible For Per Game (199 ranked)	Zac Thomas Chandler Staton	57 156	4 13	11.5 7.5	Kyle Trask, Florida	25.2	Grayson McCall, Coastal Carolina	17.6
Punt Return TDs (3 ranked)					Phillip Brooks, Kansas St. Derius Davis, TCU	2 2	5 players tied	1
Punt Returns (40 ranked)					Britain Covey, Utah	22.4	Jeremiah Haydel, Texas St.	13.0
Punting (83 ranked)					Pressley Harvin III, Georgia Tech	48.0	Anthony Beck II, Ga. Southern	42.0
Receiving TDs (139 ranked)	Christian Wells Thomas Hennigan Jalen Virgil Malik Williams	94 139 139 139	13 19 19 19	4 3 3 3	Jaelon Darden, North Texas	19	Jonathan Adams, Jr., Arkansas St.	12
Receiving Yards (197 ranked)	Thomas Hennigan Malik Williams	63 70	8 10	571 536	DeVonta Smith, Alabama	1,327	Jonathan Adams, Jr., Arkansas St.	1,111
Receiving Yards Per Game (200 ranked)	Malik Williams Thomas Hennigan	130 138	7 8	53.6 51.9	Elijah Moore, Ole Miss	149.1	Jonathan Adams, Jr., Arkansas St.	111.1
Receptions Per Game (200 ranked)	Malik Williams Thomas Hennigan	134 137	7 8	4.1 4.1	Elijah Moore, Ole Miss	10.8	Jonathan Adams, Jr., Arkansas St.	7.9
Rush Yards Per Carry (146 ranked)	Camerun Peoples	48	3	5.53	Jake Funk, Maryland	8.60	Elijah Mitchell, Louisiana	6.16
Rushing TDs (177 ranked)	Daetrich Harrington Camerun Peoples Nate Noel	46 46 177	4 4 20	7 7 3	Najee Harris, Alabama	22	CJ Marable, Coastal Carolina	12
Rushing Yards (199 ranked)	Camerun Peoples Daetrich Harrington Nate Noel Marcus Williams Jr.	22 66 101 137	2 9 15 21	807 595 484 402	Breece Hall, Iowa St.	1,357	CJ Marable, Coastal Carolina	844
Rushing Yards Per Game (200 ranked)	Camerun Peoples Nate Noel	53 121	3 9	80.7 53.8	Jaret Patterson, Buffalo	205.0	Elijah Mitchell, Louisiana	83.4
Sacks (148 ranked)	Demetrius Taylor	93	7	0.55	Zion Tupuola-Fetui, Washington	1.75	Jordan Strachan, Georgia St.	1.00
Scoring (193 ranked)	Chandler Staton	66	3	7.5	Jaret Patterson, Buffalo	21.6	CJ Marable, Coastal Carolina	10.4
Solo Tackles (46 ranked)					Darius Muasau, Hawaii	7.9	Blake Carroll, Georgia St.	5.7
Tackles For Loss (50 ranked)					Carson Wells, Colorado	2.7	Justin Rice, Arkansas St.	1.7
Total Interceptions (59 ranked)	Brendan Harrington Ryan Huff D'Marco Jackson Kaiden Smith	5 24 59 59	3 6 13 13	4 3 2 2	4 players tied	5	Derrick Canteen, Ga. Southern D'Jordan Strong, Coastal Carolina	5 5
Total Offense (200 ranked)	Zac Thomas Camerun Peoples	61 171	6 14	213.8 80.7	Dillon Gabriel, UCF	387.9	Grayson McCall, Coastal Carolina	264.3
Total Points Scored (147 ranked)	Chandler Staton Daetrich Harrington Camerun Peoples	24 147 147	3 17 17	82 42 42	Najee Harris, Alabama Javonte Williams, North Carolina	132 132	CJ Marable, Coastal Carolina	114
Total Tackles (496 ranked)	Trey Cobb D'Marco Jackson Kaiden Smith	148 176 308	11 13 23	7.2 6.9 5.8	Olakunle Fatukasi, Rutgers	12.4	Carlton Martial, Troy	10.3
Total Touchdowns (114 ranked)	Daetrich Harrington Camerun Peoples	78 78	9 9	7 7	Najee Harris, Alabama Javonte Williams, North Carolina	22 22	CJ Marable, Coastal Carolina	19
Yards per Pass Attempt (109 ranked)	Zac Thomas	50	5	7.55	Mac Jones, Alabama	11.69	Layne Hatcher, Arkansas St.	10.61
Yards per Reception (200 ranked)	Malik Williams	189	11	13.07	Jaylen Hall, Western Mich.	26.92	Isaiah Likely, Coastal Carolina	20.68

CAREER HIGHS

GEORGE BLACKSTOCK

Tackles7 (Ga. Southern - 19)
Tackles for loss 1.5 (Arkansas State - 20)
Sacks1.0 (at So. Alabama - 19, UAB - 19)
Forced Fumbles.....1 (ULM - 19)

ANDERSON CASTLE

Rushes8 (Campbell - 20)
Rushing yards58 (Troy - 20)
Long rush49 (Troy - 20)

TREY COBB

Tackles 14 (Marshall - 20)
Tackles for loss 3.5 (Arkansas State - 20)
Sacks 1.0 (Three times)

TOMMY DAWKINS JR.

Tackles 4 (Charlotte - 19)
Tackles for loss2.5 (UAB - 19)
Sacks2.5 (UAB - 19)

ELIJAH DIARRASSOUBA

Tackles5 (Ga. Southern - 19)
Tackles for loss 1.0 (Multiple times)
Sacks 1.0 (Troy - 18, UAB - 19)
Fumble Recoveries..... 1 (at South Alabama - 19)

JORDON EARLE

Tackles 5 (CCU - 20)
Sacks0.5 (CCU - 20)
Fumble recovery 1 (at Ga. So. - 20)

TIM FRIZZELL

Tackles 5 (at Texas State - 20)
Sacks 1.5 (at ULM - 20)
Tackles for loss 2.0 (Arkansas State - 20)

MILLER GIBBS

Receptions3 (at Texas State - 20, GSU - 20)
Receiving yards 47 (at Texas State - 20)
TD receptions..... 1 (at Texas State - 20)
Long reception 32 (at Texas State - 20)

NICK HAMPTON

Tackles8 (at Troy - 19, at Ga. So. - 20)
Tackles for loss2.0 (at Troy - 19)
Sacks1.5 (Charlotte - 19)
Fumble recovery 1 (CCU - 20)
Forced fumble 1 (at Ga. So. - 20)

BRENDAN HARRINGTON

Tackles 6 (Marshall - 20, Louisiana - 20)
Tackles for loss 1.5 (Charlotte - 20)
Interceptions..... 1 (Four times in 2020)
INT return for TD (at Texas State - 20)
Pass breakups2 (Arkansas State - 20)

DAETRICH HARRINGTON

Rushes 32 (Campbell - 20)
Rushing yards211 (Campbell - 20)
Rushing TDs.....4 (Campbell - 20)
Long rush55 (Arkansas State - 20)

THOMAS HENNIGAN

Receptions 11 (at Troy - 19)
Receiving yards 140 (at Troy - 19)
TD receptions.....4 (Louisiana - 17)
Long reception 60 (Texas State - 19)
Interceptions..... 1 on hail mary (Troy - 18)
Punt returns.....4 (Savannah State - 17)
Punt return yards.....55 (at Charlotte - 18)
Long punt return59 (at Charlotte - 18)
Punt return TDs 1 (at Charlotte - 18)
All-purpose yards144 (at Troy - 19)

CLAYTON HOWELL

Punts8 (at Arkansas State - 18)
Long punt..... 62 (at Arkansas State - 18)
Inside the 20 2 (at Penn State - 18, UL/SBC - 18)

JACOB HUESMAN

Pass completions.....9 (at Coastal Carolina - 18)
Pass attempts..... 19 (at Coastal Carolina - 18)
Passing yards..... 127 (at Coastal Carolina - 18)
Long pass 56 (ULM - 19)
Passing TDs 1 (Four times)

RYAN HUFF

Tackles7 (Coastal Carolina - 19)
Tackles for loss 1.5 (Charlotte - 18)
Sacks0.5 (Charlotte - 18)
Interceptions 2 (at ULM - 20)

D'MARCO JACKSON

Tackles 11 (at Texas State - 20)
Tackles for loss 2.0 (Georgia State - 20)
Sacks 1.0 (Multiple times)
Interceptions 2 (Arkansas State - 20)

SHEMAR JEAN-CHARLES

Tackles8 (Louisiana, SBC - 19, Charlotte - 20)
Pass breakups4 (Charlotte - 20)
Forced fumbles 1 (Multiple times)
Interceptions 1 (UAB - 19, at Texas State - 20)

SHAUN JOLLY

Tackles9 (Arkansas State - 20)
Tackles for loss 1.0 (Multiple times)
Sacks0.5 (Arkansas State - 20)
Interceptions 2 (at Georgia State - 19)
INT return for TD (CCU - 19, at Ga. State - 19)
Pass breakups3 (at Georgia State - 19)

STEVEN JONES

Tackles4 (Campbell - 20)
Interceptions 1 (Troy - 20)
INT return for TD (Troy - 20)
Pass breakups1 (Multiple times)
Long kick return 41 (Georgia State - 20)

JALEN MCLEOD

Tackles4 (Campbell - 20)
Sacks1.0 (Campbell - 20, at Texas State - 20)
Forced Fumbles.....1 (Campbell - 20)

JORDAN MITCHELL

Tackles4 (at ULM - 20)

NATE NOEL

Rushes 14 (Campbell - 20)
Rushing yards131 (Campbell - 20)
Rushing TDs.....1 (Multiple times)
Long rush 70 (at Ga. So. - 20)

HANSKY PAILLANT

Tackles4 (Troy - 20)
Sacks0.5 (at ULM - 20, at Coastal - 20)

HENRY PEARSON

Receptions4 (Georgia State - 20)
Receiving yards 62 (at Ga. So. - 20)
TD receptions 1 (Multiple times)
Longest reception 33 (at Ga. So. - 20)

CAMERUN PEOPLES

Rushes27 (CCU - 20)
Rushing yards 178 (CCU - 20)
Rushing TDs.....1 (Multiple times)
Long rush63 (Middle Tenn. - 18, Troy - 20)

NICHOLAS ROSS

Tackles 6 (Marshall - 20, at ULM - 20)
Interceptions...1 (at So. Carolina - 19, at Ga. So. - 20)

KAIDEN SMITH

Tackles 12 (at Ga. So. - 20)
Tackles for loss 1.0 (GWU - 18, ULM - 20)
Interceptions..... 1 (Three times)
Forced fumbles..... 1 (Toledo - 17, CCU - 20)

CALEB SPURLIN

Tackles4 (Multiple times)
Tackles for loss 1.5 (Savannah State - 17)
Sacks1.0 (four times)
Forced Fumbles..... 1 (Three times)
Receiving TDs..... 1 (at Texas State - 20, Troy - 20)

CHANDLER STATON

Field Goals.....3 (Three times, last at CCU - 20)
Long53 (Georgia Southern - 17)
PATs.....8/8 (CCU - 19, Charlotte - 19)

XAVIER SUBOTSCH

Punts8 (Two times)
Long punt..... 67 (ULM - 19)
Inside the 20 4 (Wake Forest - 17)

DEMETRIUS TAYLOR

Tackles8 (Ga. Southern - 19)
Tackles for loss 3.5 (Georgia State - 20)
Sacks 2.5 (at UNC - 19)
Forced Fumbles..... 2 (at UNC - 19)
Fumble Recoveries..... 1 (at UNC - 19)
Interceptions..... 1 (at UNC - 19)

ZAC THOMAS

Pass completions..... 28 (at Troy - 19)
Pass attempts..... 51 (Ga. Southern - 19)
Passing yards.....326 (at Troy - 19)
Passing TDs 4 (Four times)
Long pass90 (at Charlotte - 18)
Rushes 15 (at Penn State - 18)
Rushing yards 103 (at ULM - 20)
Rushing TDs.....2 (Multiple times)
Long rush 62 (at Arkansas State - 18)
Total offense337 (at Troy - 19)

JALEN VIRGIL

Receptions5 (Three times)
Receiving yards 186 (Coastal - 17)
TD receptions..... 2 (Coastal - 17, Charlotte - 19)
Long reception83 (Coastal - 17)
Rushes 3 (at South Alabama - 19)
Rushing yards32 (at South Alabama - 19)
Rushing TDs.....1 (ETSU - 19)
Long rush21 (at South Alabama - 19)
Long kickoff return100 (at Ga. So. - 20)

MALIK WILLIAMS

Receptions8 (Ga. Southern - 19)
Receiving yards 113 (Troy - 20)
TD receptions.....2 (at Penn State - 18, at Troy - 19)
Long reception62 (at CCU - 20)
Pass completions..... 2 (Middle Tennessee - 18)
Pass attempts..... 2 (Middle Tennessee - 18)
Passing yards.....38 (Middle Tennessee - 18)
Passing TDs 2 (Middle Tennessee - 18)
Long pass30 (Middle Tennessee - 18)

MARCUS WILLIAMS JR.

Rushes28 (Georgia Southern - 17)
Rushing yards 130 (Georgia Southern - 17)
Rushing TDs..... 2 (Coastal - 19, Coastal - 17)
Long rush53 (Arkansas State - 20)
Receptions 1 (Four times)
Receiving yards34 (UL/SBC - 18)
Receiving TDs..... 1 (South Alabama - 18)
Long reception34 (UL/SBC - 18)

LAST TIME IT HAPPENED

TEAM STATS	APP STATE	OPPONENT
Scored 40-49 Points	11/28/20, Troy (47)	9/7/19, Charlotte (41)
Scored 50-59 Points	9/26/20, Campbell (52)	11/4/17, ULM (52)
Scored 60-69 Points	12/2/17, Louisiana (63)	9/3/11, Virginia Tech (66)
Scored 70-79 Points	9/22/18, Gardner-Webb (72)	10/7/78, Chattanooga (72)
Recorded a Safety	12/4/20, Louisiana (2)	12/19/15, Ohio
Recorded a Shutout	12/23/17, Toledo (34-0)	11/5/05, LSU (24-0)
Rushed for 400+ Yards	9/26/20, Campbell (404)	9/25/14, Georgia Southern (408)
Rushed for 300-399 Yards	10/31/20, at ULM (328)	10/31/19, Georgia Southern (335)
Rushed for Less Than 50 Yards	12/3/11, Maine (3)	12/21/19, UAB (40)
Passed for 400+ Yards	10/21/17, Coastal Carolina (472)	11/9/13, Georgia (441)
Passed for 300-399 Yards	11/29/19, Troy (328)	12/7/19, Louisiana, SBC (354)
Passed for Less Than 50 Yards	12/4/10, Western Illinois (47)	10/31/19, Georgia Southern (16)
Gained Over 500 Yards Total Offense	11/28/20, Troy (554)	9/7/19, Charlotte (526)
Gained Less Than 100 Yards Total Offense	9/7/91, Clemson (84)	11/1/14, Georgia State (62)
Recorded 25 or More First Downs	11/28/20, Troy (26)	12/7/19, Louisiana, SBC (31)
Was Penalized 100 Yards	12/21/19 (11-for-130), UAB	9/19/20, (11-for-117), Marshall
Committed No Penalties	11/17/18, Georgia State	Records incomplete
Defense Intercepted Three Passes	12/12/20, at Georgia Southern (3)	11/21/20, Coastal Carolina (3)
Overcame Halftime Deficit to Win	12/12/20, at Georgia Southern (Trailed 17-7 before winning 34-26)	12/4/20, Louisiana (App State led 10-9 at half, UL won 24-21)
Trailed After Three Quarters, Rallied to Win	10/14/17, Idaho (Trailed 20-7 before winning 23-20)	11/4/17, ULM (Appalachian led 38-35 before losing 52-45)
Won Game on Final Offensive Play	12/19/15, Ohio (Zach Matics 23 yd. field goal as time expired)	10/28/17, UMass (Logan Laurent 36-yd field goal in OT)
Won Game on Final Defensive Play	10/12/02, Furman (Josh Jeffries PAT Interception, Derrick Black 96-Yd Return)	Never Accomplished

INDIVIDUAL STATS	APP STATE	OPPONENT
75+ Yard Run	9/7/19, Darrynton Evans vs. Charlotte (87)	10/28/17, Marquis Young, UMass (95)
100-199 Yards Rushing, Game	11/21/20, Camerun Peoples vs. Coastal Carolina (178)	11/7/20, Jahmyl Jeter, Texas State (135)
Two Players 100+ Rush Yards	0/31/20, Zac Thomas (109), Marcus Williams Jr. (103), at ULM	Never Accomplished
200+ Yards Rushing, Game	9/26/20, Daetrich Harrington (211), vs. Campbell	10/3/15, Brian Hill, Wyoming (208)
Three Rushing TDs, Game	11/23/19, Darrynton Evans vs. Texas State (3)	11/3/12, William Banks, Georgia Southern (3)
Four Rushing TDs, Game	9/26/20, Daetrich Harrington vs. Campbell (4)	10/2/04, Terrell Harris, Texas State (4)
80+ Yard Pass Completion	9/8/18, Zac Thomas to Corey Sutton, at Charlotte (90)	9/26/20, Wiley Hartley to Austin Hite, Campbell (87)
300+ Yards Passing, Game	11/29/19, Zac Thomas, at Troy (326)	12/7/19, Levi Lewis, Louisiana, SBC (354)
20 Pass Completions, Game	11/28/20, Zac Thomas, vs. Troy (22)	11/7/20, Tyler Vitt, Texas State (21)
Four TD Passes, Game	11/28/20, Zac Thomas, vs. Troy (4)	12/7/19, Levi Lewis, Louisiana, SBC (4)
300+ Yards Total Offense, Game	11/29/19, Zac Thomas, at Troy (337, 326 passing)	112/7/19, Levi Lewis, Louisiana, SBC (360, 354 passing)
Scored Five TDs, Game	10/4/86, John Settle vs. Davidson (5)	10/13/84, Robert Surratt, Marshall (5)
10 Receptions, Game	11/29/19, Thomas Hennigan, at Troy (11)	12/21/19, Austin Watkins, UAB (10)
100-149 Receiving Yards, Game	11/28/20, Malik Williams, vs. Troy (113)	11/21/20, Isaiah Likely, Coastal Carolina (118)
150+ Receiving Yards, Game	11/16/19, Corey Sutton vs. Georgia State (173)	12/21/19, Austin Watkins, UAB (159)
Three Receiving TDs, Game	11/16/19, Corey Sutton vs. Georgia State (3)	8/30/14, Devin Funchess, Michigan (3)
Three Sacks, Game	11/3/18, Jordan Fehr at Coastal Carolina (3.0)	9/10/16, Anthony Wilson, Old Dominion (3.0)
50+ Yard Field Goal	11/9/17, Chandler Staton vs. Ga. Southern (53)	11/9/19, Parker White, South Carolina (50)
Made Three Field Goals, Game	11/21/20, Chandler Staton at Coastal Carolina (3)	11/9/19, Parker White, South Carolina (3)
70+ Yard Punt	10/17/09, Sam Martin at Wofford (74)	11/24/18, Tyler Sumpter, Troy (75, 70)
Returned Kickoff for TD	12/12/20, Jalen Virgil at Georgia Southern (100)	9/12/20, Aaron McAllister, Charlotte (97)
Returned Punt for TD	9/22/18, Clifton Duck vs. Gardner-Webb (62)	11/15/14, Blaise Taylor, Arkansas State (38)
Returned Blocked Punt for TD	9/7/19, D'Marco Jackson vs. Charlotte (16)	8/30/14, Ben Gedeon, Michigan (32)
Blocked a Punt	9/28/19, Demetrius Taylor vs. Coastal Carolina	11/5/16, Texas State
Returned Interception for TD	11/28/20, Steven Jones, vs. Troy (34)	12/12/20, David Spaulding, at Georgia Southern (28)
Returned Fumble for TD	12/21/19, Trey Cobb vs. UAB (24)	9/9/17, Stephen Dorsey, Savannah State (45)
Blocked a Field Goal	10/26/19, Demetrius Taylor at South Alabama	9/12/20, Damon Weldon, Charlotte
Returned Blocked FG for TD	10/28/06, Corey Lynch vs. Furman (79)	Never Accomplished
PAT Returned for Two Points	11/13/10, Troy Sanders vs. Wofford	11/25/00, Chris Archie, Troy State

DEC. 19, 2015 • CRAMTON BOWL • MONTGOMERY, ALA.

OHIO
APP STATE29
31

SCORING SUMMARY


	1	2	3	4	F
BOBCATS	0	17	7	5	—
MOUNTAINEERS	7	0	0	24	—
ATTENDANCE: 23,010					

APPALACHIAN STATE 7 • OHIO 0
7:17 TO GO • FIRST QUARTER

However, the tide turned in the final 91 seconds of the half. On the first offensive play after Ohio's field goal, OU linebacker Quentin Poling picked off Lamb and returned the interception 20 yards for a touchdown to give the Bobcats a 10-7 lead. Things went from bad to worse five plays later when Lamb mishandled a snap and it was recovered by OU's Tony Porter at the App State 23 yard line. Two plays after the miscue, Ohio running back A.J. Ouellette rumbled in from seven yards out and, in the span of just 1:11, the Mountaineers' 7-0 lead had turned into a 17-7 halftime deficit.

OHIO 17 • APPALACHIAN STATE 7
0:20 TO GO • SECOND QUARTER

Appalachian State's comeback began in earnest late in the third quarter when it started what would turn out to be an 11-play, 97-yard touchdown drive. The series was aided by an unnecessary roughness penalty on Ohio defensive back Toran Davis, who clocked wideout Dante Jones several steps after Jones was overthrown by Lamb on a third-and-seven play from the App State 44 yard line. Six plays later, Lamb found junior tight end Barrett Burns for a 17-yard touchdown pass that cut the deficit to 24-14.

OHIO 29 • APPALACHIAN STATE 28
1:47 TO GO • FOURTH QUARTER

The monstrous comeback seemed unlikely when the Mountaineers entered the final period facing a 17-point deficit but they quickly turned the tables, scoring three touchdowns in a 1:56 span and taking a 28-24 advantage barely three minutes into the quarter. After App State's three-touchdown flurry, it was Ohio's turn to rally, which it did with a safety and a 21-yard field goal to retake a 29-28 lead with 1:47 to go. However, sophomore quarterback Taylor Lamb calmly led the Mountaineers on a nine-play, 73-yard drive over the final 107 seconds that culminated with Matics' 23-yard game-winner. Lamb accounted for 51 of the 73 yards on the game-winning drive, including a 32-yard run that moved Appalachian from its own 41 yard line all the way to the OU 27 with a minute left on the clock. The victory set a new record for victories by a team in its first season as a full-fledged member of NCAA Division I FBS (previously Division I-AA) after transitioning from Division I FCS (previously I-AA) and the first team to win a bowl game in its initial season as a full-fledged FBS squad.

APPALACHIAN STATE 31 • OHIO 29
FINAL

"I've been a part of football for a long, long time, but I've never been a part of a game like this."

— Appalachian State head coach Scott Satterfield



SCORING SUMMARY

FIRST QUARTER

7:17 APP Taylor Lamb 21 yd run (Zach Matics kick)

SECOND QUARTER

1:31 OHIO J. Yazdani 36 yd field goal

1:23 OHIO Quentin Poling 20 yd interception return (J. Yazdani Kick)

:20 APP A.J. Ouellette 7 yd run (J. Yazdani kick)

THIRD QUARTER

8:06 OHIO Jovon Johnson 45 yd fumble recovery (J. Yazdani Kick)

FOURTH QUARTER

13:52 APP Barrett Burns 17-yd pass from Taylor Lamb (Zach Matics kick)

13:10 APP Marcus Cox 26 yd run (Zach Matics kick)

11:56 APP Barrett Burns 8-yd pass from Taylor Lamb (Zach Matics kick)

6:06 OHIO Jovon Johnson Safety

1:47 OHIO J. Yazdani 21 yd field goal

0:00 APP Zach Matics 23 yd field goal

TEAM STATISTICS

	Ohio	Appalachian St.
First Downs	15	24
Rushes—Net Yards	36-107	49-303
Passing Yards	165	124
Passes (Comp-Att-Int)	15-29-2	13-26-1
Total Offense	272	427
Fumbles—Lost	2-1	2-2
Penalties—Yards	7-85	9-80
Punts—Avg	8-35.2	4-35.0
Punt Returns—Yards	0-0	0-0
Kickoff Returns—Yards	6-346	4-78
Interception Returns—Yards	1-20-1	2-11
Fumble Returns—Yards	1-45-1	1-20
Third-Down Efficiency	3 of 14	5 of 13
Fourth-Down Efficiency	1 of 1	0 of 1
Possession Time	30:06	29:54

INDIVIDUAL STATISTICS

RUSHING — OHIO: Ouellette 14-45; Sprague 10-35; White 7-25; Windham 1-2; Patterson 2-2. **APP:** Marcus Cox 24-162; Jalin Moore 13-96; Taylor Lamb 9-51; Terrence Upshaw 2-8; TEAM 1-(-14)

PASSING — OHIO: Sprague 14-28-2, 132 yds; Windham 1-1, 33 yds. **APP:** Taylor Lamb 13-26-1, 124 yds 2 TD

RECEIVING — OHIO: White. **APP:** Simms McElfresh 5-42; Barrett Burns 3-32 1 TD; Malachi Jones 2-30; Bobo Beathard 1-10; Jaylan Barbour 1-10; Ike Lewis 1-0

INTERCEPTIONS — OHIO: Poling 1-20 1 TD. **APP:** Latrell Gibbs 1-11, Mondo Williams 1-0

APP DEFENSIVE STATS—**Tackles:** Devan Stringer 4-6-10; Eric Boggs 4-5-9; Latrell Gibbs 6-1-7; Kennan Gilchrist 4-3-7; D.J. Ward 3-2-5; Doug Middleton 2-3-5; Ronald Blair 3-1-4; Teh'Ron Fuller 3-0-3; Tae Hayes 2-1-3; Caleb Fuller 1-2-3; Nate Norwood 0-3-3; A.J. Howard 1-1-2; Alex Gray 1-0-1 Austin Exford 1-0-1; Osvaldo Sombo 0-1-1; Stephen Burns 0-1-1; Tyson Fernandez 0-1-1. **Forced Fumbles:** Ronald Blair; Teh'Ron Fuller. **Fumble Recoveries:** Ronald Blair. **Tackles for Loss:** Eric Boggs 1.0-5; Kennan Gilchrist 1.0-5; Ronald Blair 1.0-2; Tae Hayes 1.0-7; D.J. Ward 0.5-1; Osvaldo Sombo 0.5-0 **Sacks:** Eric Boggs, Kennan Gilchrist. **PBUs:** Latrell Gibbs 3; Doug Middleton 1; Tae Hayes; Stephen Burns 1; Jordan Ford 1.

DEC. 17, 2016 • CRAMTON BOWL • MONTGOMERY, ALA.

APP STATE
TOLEDO31
28

SCORING SUMMARY

	1	2	3	4	F
MOUNTAINEERS	7	7	14	3	31
ROCKETS	7	7	14	0	28

ATTENDANCE: 20,500

APPALACHIAN STATE 7 • TOLEDO 0
8:31 TO GO • FIRST QUARTER

Appalachian State forced a three-and-out to open the Camellia Bowl, then took its opening drive and marched 72 yards for a touchdown. Sun Belt Offensive Player of the Year Jalin Moore's 11-yard run on the first play got the Mountaineers going, and Zy Letman drew a pass interference penalty on third down to prolong a drive. App State scored when Deltron Hopkins took a forward flip from Taylor Lamb and raced 16 yards around right end.

APPALACHIAN STATE 14 • TOLEDO 7
6:03 TO GO • SECOND QUARTER


Toledo quickly answered Appalachian State's first touchdown, as junior quarterback Logan Woodside connected with Corey Jones for 58 yards on the first play of the next drive, setting up a 15-yard touchdown reception by tight end Michael Roberts.

Marcus Cox eclipsed 5,000 career rushing yards on a 20-yard carry to close out the first quarter, and his 52nd career touchdown came on a 13-yard sprint around left end to give App State a 14-7 lead with just over six minutes left to play until halftime.

APPALACHIAN STATE 21 • TOLEDO 14
8:04 TO GO • THIRD QUARTER

Toledo's Woodside found Cody Thompson for 25 yards on a corner route that set up a 26-yard touchdown run by Kareem Hunt to knot the score at 14-14 a few minutes before halftime.

App State, which ran twice as many plays as the Rockets in the opening half and outgained them 242-172, moved ahead 21-14 when Lamb capped a nine-play, 69-yard drive by racing into the end zone from 13 yards out on a fourth-and-1 play. It was part of a 126-yard rushing performance on nine carries from Lamb, who gave App State two 100-yard rushers.

APP STATE 28 • TOLEDO 21
2:16 TO GO • THIRD QUARTER

Toledo's Woodside hit Thompson for a 4-yard touchdown to tie the game at 21-21 late in the third quarter, but true freshman Darrynton Evans returned the ensuing kickoff 94 yards for a touchdown.

It was the first college touchdown for the 2016 graduate of New Smyrna Beach High School in Florida. He was App State's primary kickoff returner, but he also spent time at running back and wide receiver for the Mountaineers.

APPALACHIAN STATE 31 • TOLEDO 28
5:14 TO GO • FOURTH QUARTER

Woodside found Thompson again on the next drive for 58 yards to set up Hunt's 1-yard TD leap in the last minute of the third quarter, creating the fourth and final tie at 28-28.

App State's Michael Rubino connected on a 39-yard field goal with 5:14 remaining, and Toledo moved inside the App 10 with less than two minutes left. Senior linebacker John Law and Montgomery native Josh Thomas made a stop for no gain on a third-and-2 play from the 8 to force a field-goal attempt, and Jameson Vest pushed the 30-yarder wide right after Toledo took a delay-of-game penalty.

Cox was 2 yards shy of posting his fourth straight 1,000-yard season when he sealed the outcome with a 10-yard gain on the first play of the final series.

APPALACHIAN STATE 31 • TOLEDO 28
FINAL

SCORING SUMMARY

FIRST QUARTER

8:31	APP	Deltron Hopkins 16-yd pass from Taylor Lamb (Michael Rubino kick)
6:59	TOLEDO	Michael Roberts 15-yd pass from Logan Woodside (Jameson Vest kick)

SECOND QUARTER

6:03	APP	Marcus Cox 13-yd run (Michael Rubino kick)
2:45	TOLEDO	Kareem Hunt 26-yd run (Jameson Vest kick)

THIRD QUARTER

8:04	APP	Taylor Lamb 13-yd run (Michael Rubino kick)
2:30	TOLEDO	Cody Thompson 4-yd pass from Logan Woodside (Jameson Vest kick)
2:16	APP	Darrynton Evans 94-yd kickoff return (Michael Rubino kick)
0:43	TOLEDO	Kareem Hunt 1-yd run (Jameson Vest kick)

FOURTH QUARTER

5:14	APP	Michael Rubino 39-yd field goal
------	-----	---------------------------------

TEAM STATISTICS

	Toledo	Appalachian St.
First Downs	14	25
Rushes—Net Yards	28-127	49-297
Passing Yards	247	119
Passes (Comp-Att-Int)	18-26-0	14-33-0
Total Offense	374	416
Fumbles—Lost	0-0	0-0
Penalties—Yards	7-62	2-21
Punts—Avg	7-43	6-36.5
Punt Returns—Yards	1-25	0-0
Kickoff Returns—Yards	2-52	3-124
Interception Returns—Yards	0-0	0-0
Fumble Returns—Yards	0-0	0-0
Third-Down Efficiency	4 of 12	8 of 19
Fourth-Down Efficiency	0 of 0	1 of 2
Possession Time	24:16	35:44

INDIVIDUAL STATISTICS

RUSHING — TOLEDO: Hunt 22-120; Jones-Moore 3-8; Woodside 3-(-1). **APP:** Marcus Cox 22-143; Taylor Lamb 9-126; Jalin Moore 16-35; Ike Lewis 1-(-4); TEAM 1-(-3)

PASSING — TOLEDO: Woodside 18-26-0, 247 yds, 2 TD.

APP: Taylor Lamb 14-32-0, 119 yds, 1 TD

RECEIVING — TOLEDO: Jones 6-72; Thompson 5-99; Hunt 2-26; Johnson 2-22; Roberts 2-19; Swanson 1-9. **APP:** Ike Lewis 2-24; Deltron Hopkins 2-19; Barrett Burns 2-19; Shaedon Meadors 2-18; Marcus Cox 2-10; Dante Jones 2-9; Zy Letman 1-11; Jaquill Capel 1-9

APP DEFENSIVE STATS — Tackles: John Law 6-5-11; Kennan Gilchrist 4-5-9; Eric Boggs 2-4-6; Alex Gray 3-1-4; Clifton Duck 2-1-3; Josh Thomas 1-2-3; Nate Norwood 1-2-3; A.J. Howard 1-1-2; Caleb Fuller 1-1-2; Devan Stringer 1-1-2; Tee Sims 1-1-2; Mondo Williams 1-1-2; Dezmin Reed 1-0-1; Austin Exford 1-0-1; Myquon Stout 0-1-1; Darrynton Evans 1-0-1; Akeem Davis 0-1-1. **Tackles for Loss:** John Law 1.0-1; Caleb Fuller 1.0-2; Tee Sims 1.0-7; Dezmin Reed 1.0-1; Myquon Stout 1.0-1. **Sacks:** Tee Sims, Myquon Stout.

"It was a great college football game. When it comes down to the end like that, it takes the small things to win."

— App State head coach Scott Satterfield

DEC. 23, 2017 • LADD-PEEBLES STADIUM • MOBILE, ALA.

APP STATE
TOLEDO34
0

SCORING SUMMARY

	1	2	3	4	F
MOUNTAINEERS	7	13	7	7	—
ROCKETS	0	0	0	0	—
ATTENDANCE: 28,706					

APPALACHIAN STATE 7 • TOLEDO 0
4:06 TO GO • FIRST QUARTER

With five minutes left in the opening quarter, Toledo began its second drive at its own 38, and App State linebacker Anthony Flory intercepted Logan Woodside's pass near midfield before returning the ball 19 yards to the Rockets' 36.

Jalin Moore covered all 36 yards with four rushes, using back-to-back gains of 15 and 10 to set up a 7-yard touchdown that started a one-sided rematch.

APPALACHIAN STATE 14 • TOLEDO 0
13:51 TO GO • SECOND QUARTER

App State forced a three-and-out after its initial touchdown and responded with an eight-play, 64-yard march.

True freshman Daetrich Harrington's 16-yard run moved the Mountaineers into Toledo territory, and senior quarterback Taylor Lamb's 23-yard connection with Ike Lewis set up a first down from the 13. Runs of 6 and 7 yards by Moore pushed App State into the end zone once again.

APPALACHIAN STATE 20 • TOLEDO 0
HALFTIME

Another three-and-out helped by a quarterback hurry from Flory allowed App State to start its next possession at its 38, and a 35-yard run by Harrington moved the ball from near midfield to Toledo's 20.


Chandler Staton converted a 29-yard field goal, and the Mountaineers quickly regained possession thanks to Kaiden Smith's forced fumble on a kickoff return.

Austin Exford recovered the ball at Toledo's 14, and Staton added a 23-yard field goal with 5:52 left in the half.

APP STATE 27 • TOLEDO 0
8:14 TO GO • THIRD QUARTER

Toledo, trailing by 20, threatened to get back into the game by driving to the App State 37 on the first series of the second half.

Desmond Franklin's interception of a deep throw near the end zone, followed by his 35-yard return, ended the Rockets' best scoring chance. Seven plays later, Moore raced into the end zone from 31 yards out to post his third touchdown and clinch the Dollar General Bowl MVP award.

APPALACHIAN STATE 34 • TOLEDO 0
14:54 TO GO • FOURTH QUARTER

After Moore's third touchdown, the Mountaineers' defense put up two more three-and-outs, with Caleb Fuller and Eric Boggs combining on a sack that cause the Rockets to punt from their own 13. Freshman receiver Malik Williams opened the final period by scoring on a 3-yard run in which he had the option to pass to Lamb, who was covered.

Capped by Clifton Duck's sixth pick of the year, App State's defense forced Woodside into the first three-interception game of his career while recording four sacks and limiting Toledo to 146 total yards — 364 below its season average.

The Mountaineers notched their second postseason shut-out in the modern era while joining Clemson and Alabama as the only FBS programs with a bowl shutout since 2010.

APPALACHIAN STATE 34 • TOLEDO 0
FINAL

SCORING SUMMARY

FIRST QUARTER

4:06 APP Jalin Moore 7-yd run (Chandler Staton kick)

SECOND QUARTER

13:51 APP Jalin Moore 7-yd run (Chandler Staton kick)
8:09 APP Chandler Staton 29-yd field goal
5:52 APP Chandler Staton 23-yd field goal

THIRD QUARTER

8:14 APP Jalin Moore 31-yd run (Chandler Staton kick)

FOURTH QUARTER

14:54 APP Malik Williams 3-yd run (Chandler Staton kick)

TEAM STATISTICS

	Appalachian St.	Toledo
First Downs	23	8
Rushes—Net Yards	53-327	21-22
Passing Yards	131	124
Passes (Comp-Att-Int)	8-17-0	16-29-3
Total Offense	458	146
Fumbles—Lost	1-0	2-1
Penalties—Yards	4-25	5-35
Punts—Avg	3-41.0	8-42.5
Punt Returns-Yards	1-(-1)	2-5
Kickoff Returns-Yards	1-23	3-24
Interception Returns-Yards	3-54	0-0
Fumble Returns-Yards	0-0	0-0
Third-Down Efficiency	3 of 13	2 of 12
Fourth-Down Efficiency	1 of 3	1 of 1
Possession Time	35:50	24:10

INDIVIDUAL STATISTICS

RUSHING — APP: Jalin Moore 22-125; Daetrich Harrington 9-72; Marcus Williams Jr. 9-68; Taylor Lamb 8-45; Ike Lewis 1-10; DeMarcus Harper 3-4; Malik Williams 1-3. **TOLEDO**: Swanson 11-44; Thompkins 2-11; Seymour 3-(-2); Woodside 5-(-31)

PASSING — APP: Taylor Lamb 8-16-0, 119 yds; Malik Williams 0-1-0, 0 yds. **TOLEDO**: Woodside 16-29-3, 124 yds

RECEIVING — APP: Ike Lewis 4-67; Thomas Hennigan 1-29; Daetrich Harrington 1-15; Jalen Virgil 1-13; Collin Reed 1-7. **TOLEDO**: Swanson 3-26; Seymour 3-14; Fisher 2-29; Johnson 2-21; Thompkins 2-13; Phillips 2-(-1); Johnson 1-14; McKinley-Lewis 1-8

APP DEFENSIVE STATS — **Tackles**: Anthony Flory 4-4-8, Tae Hayes 2-3-5, Eric Boggs 0-5-5, Devan Stringer 2-2-4, Noel Cook 2-2-4, Caleb Fuller 2-2-4, Desmond Franklin 1-3-4, Akeem Davis-Gaither 1-3-4, A.J. Howard 2-1-3, Myquon Stout 1-2-3, Austin Exford 1-2-3, Clifton Duck 1-1-2, Okon Godwin 1-0-1, Kaiden Smith 1-0-1, Brad Absher 0-1-1, Edward Davis 0-1-1, Markell Clark 0-1-1, Tim Frizzell 0-1-1. **Tackles for Loss**: Caleb Fuller 3-0-12, Okon Godwin 1-0-11, Devan Stringer 1-0-10, A.J. Howard 1-0-1, Eric Boggs 0-5-4, Markell Clark 0-5-1. **Sacks**: Caleb Fuller 1-5-9, Devan Stringer 1-0-10, Okon Godwin 1-0-11, Eric Boggs 0-5-4. **Interceptions**: Anthony Flory 1-19, Desmond Franklin 1-35, Clifton Duck 1-0. **Forced fumbles**: Kaiden Smith. **Fumble recoveries**: Austin Exford

"These guys have put in the work. I'm just glad that they've been able to reap the benefits, particularly our seniors."

— App State head coach Scott Satterfield


DEC. 15, 2018 • SUPERDOME • NEW ORLEANS

MIDDLE TENNESSEE
APP STATE13
45

SCORING SUMMARY

	1	2	3	4	F
BLUE RAIDERS	3	3	7	0	13
MOUNTAINEERS	0	24	14	7	45

ATTENDANCE: 23,942

MIDDLE TENNESSEE 3 • APP STATE 0
3:22 TO GO • FIRST QUARTER


Middle Tennessee, which missed a 47-yard field goal to cap the game-opening series, followed a quick interception on App State's first series with a 24-yard field goal.

A fumble on the second play of App State's next series gave Middle Tennessee possession at the Mountaineers' 21, but Noel Cook's pressure contributed to an interception by Josh Thomas at the 15 as left-handed quarterback Brent Stockstill rolled right.

APP STATE 10 • MIDDLE TENNESSEE 3
10:06 TO GO • SECOND QUARTER


Zac Thomas' 35-yard pass to Jalen Virgil ignited App State's first scoring drive, which ended with a 22-yard field goal from Chandler Staton.

Tyler Bird, D'Marco Jackson, Caleb Spurlin and Thomas Hennigan helped stuff a fourth-and-2 rush on a fake punt from the Middle Tennessee 43 a few minutes later, and Hennigan gave the Mountaineers the lead for good with a 30-yard touchdown on an accurate deep throw on a wide receiver pass from Malik Williams, the former high school quarterback.

APP STATE 17 • MIDDLE TENNESSEE 3
6:38 TO GO • SECOND QUARTER

Williams' second TD throw of the game followed a Tae Hayes interception that resulted from Elijah Diarrassouba's quarterback pressure. With another aggressive play call from Shawn Clark, Williams took a reverse handoff from running back Darrynton Evans, rolled right and lofted an 8-yard touchdown pass back to Thomas, the quarterback, in the right side of the end zone.

The only other touchdown with an App State quarterback reaching the end zone on a pass play in recent memory occurred in 2010, when DeAndre Presley was credited with a TD "reception" on a play in which he recovered his receiver's fumble against Chattanooga and ran the final 33 yards with the ball.

APP STATE 31 • MTSU 6
11:06 TO GO • THIRD QUARTER

Evans' 62-yard run set up Henry Pearson's 1-yard touchdown reception in the final minute of the half, and App State took a 24-6 lead into the break before Corey Sutton opened the third quarter with the first of his two second-half touchdown catches.

The next drive included back-to-back sacks to force a punt, with Anthony Flory, Okon Godwin and Akeem Davis-Gaither working to bring down Stockstill.

APP STATE 38 • MIDDLE TENNESSEE 6
8:01 TO GO • THIRD QUARTER

Able to not lose a year of eligibility because he was playing in just his third game as a true freshman, running back Camerun Peoples entered the lineup to begin the next drive and gained 1 yard on his first carry before breaking free down the right sideline on his 63-yard score.

Middle Tennessee posted a third-quarter touchdown to cut into its deficit, but App State's defense applied constant pressure to Stockstill the rest of the way, and Sutton capped the scoring on an 11-yard TD with 13:06 remaining.

Chris Willis and Godwin recorded sacks on the next series, enabling App State's coaches to play senior quarterback Zeb Speir, senior receiver Brad Absher and many other reserves in the closing minutes.

APP STATE 45 • MIDDLE TENNESSEE 13
FINAL

SCORING SUMMARY

FIRST QUARTER

5:15 MT Crews Holt 24-yd field goal

SECOND QUARTER

13:48 APP Chandler Staton 22-yd field goal
10:06 APP Thomas Hennigan 30-yard pass from Malik Williams (Staton kick)
6:38 APP Zac Thomas 8-yard pass from Malik Williams (Staton kick)
0:45 APP Henry Pearson 1-yard pass from Zac Thomas (Staton kick)
0:00 MT Crews Holt 33-yd field goal

THIRD QUARTER

11:06 APP Corey Sutton 17-yard pass from Zac Thomas (Staton kick)
8:01 APP Camerun Peoples 63-yard run (Staton kick)
5:56 MT Isiah Upton 43-yard pass from Brent Stockstill (Holt kick)

FOURTH QUARTER

13:06 APP Corey Sutton 11-yard pass from Zac Thomas (Staton kick)

TEAM STATISTICS

	Middle Tennessee	Appalachian St.
First Downs	24	23
Rushes—Net Yards	35-62	34-233
Passing Yards	330	215
Passes (Comp-Att-Int)	25-37-2	17-26-2
Total Offense	392	448
Fumbles—Lost	0-0	2-1
Penalties—Yards	12-89	8-50
Punts—Avg	3-39.3	1-60.0
Punt Returns—Yards	0-0	1-3
Kickoff Returns—Yards	0-0	1-21
Interception Returns—Yards	2-3	2-35
Fumble Returns—Yards	1-0	0-0
Third-Down Efficiency	5 of 13	7 of 10
Fourth-Down Efficiency	0 of 2	0 of 0
Possession Time	33:31	26:29

INDIVIDUAL STATISTICS

RUSHING — MT: Mobley 10-45; Thomas 6-13; West 2-10; Dobson 3-3; Stockstill 14-(-9). **APP:** Evans 14-108; Peoples 3-69; Thomas 9-28; Williams Jr. 6-25; Harrington 2-3.

PASSING — MT: Stockstill 25-37-2, 330 yds, 1 TD. **APP:** Thomas 15-24-2, 177 yards, 3 TD; Williams 2-2-0, 38 yds, 2 TD.

RECEIVING — MT: Casey 6-64; Lee 4-55; Thomas 4-51; Smith 3-39; Mobley 3-36; Upton 2-47; Marshall 2-39; West 1-(-1). **APP:** Sutton 8-78; Hennigan 3-45; Virgil 2-58; Williams 1-22; Thomas 1-8; Papenheim 1-3; Pearson 1-1.

APP DEFENSIVE STATS — **Tackles:** Davis Gaither 7-3-10; Thomas 8-0-8; Franklin 5-1-6; Cook 4-2-6; Flory 3-2-5; Hayes 4-0-4; Godwin 2-2-4; Duck 2-1-3; Spurlin 2-1-3; Exford 2-0-2; Frizzell 2-0-2; Taylor 1-1-2; Barrett 2-0-2; Stout 1-1-2; Bird 1-0-1; Hennigan 1-0-1; Cobb 1-0-1; Jackson 1-0-1; Fehr 1-0-1; Willis 1-0-1; Houser 1-0-1. **Tackles for Loss:** Godwin 3-0-19; Davis-Gaither 1-5-4; Cook 1-5-3; Flory 1-0-3; Taylor 1-0-6; Spurlin 1-0-1; Barrett 1-0-3; Jackson 1-0-2; Willis 1-0-4. **Sacks:** Godwin 2.5; Flory 1.0; Taylor 1.0; Willis 1.0; Davis-Gaither 0.5.

"We decided that we'd have fun with it and make sure they'd get exactly what they've been getting all along."

— App State interim head coach Mark Ivey

DEC. 21, 2019 • SUPERDOME • NEW ORLEANS

#20 APP STATE

UAB

31

17

SCORING SUMMARY

	1	2	3	4	F
MOUNTAINEERS	0	10	21	0	31
BLAZERS	14	14	3	0	17

ATTENDANCE: 21,202

UAB 14 • APP STATE 3
14:11 TO GO • SECOND QUARTER

Facing a quick two-touchdown deficit via a pair of 25-yard scoring passes by the Blazers, App State stayed the course and systematically worked its way back into the game.

Marcus Williams Jr. rushed for gains of 20 and 27 yards to set up a 34-yard field goal from Chandler Staton early in the second quarter, and UAB punted the ball back to the Mountaineers less than two minutes later.

UAB 14 • APP STATE 10
7:59 TO GO • SECOND QUARTER

Darrynton Evans raced to the UAB 24-yard line on a 57-yard run to begin App State's next possession after the Blazers' punt, and a UAB penalty for illegal leaping on a field goal attempt prolonged the possession.

Two plays later, Zac Thomas dropped the ball in to Thomas Hennigan on a fade route for a 17-yard touchdown in which Hennigan, for the first time in the game, outfought the UAB defensive back for the ball.

APP STATE 17 • UAB 14
12:14 TO GO • THIRD QUARTER

Opening the second half with possession and a four-point deficit, App State moved to the UAB 39 on a 24-yard pass to Jalen Virgil and kept its offense on the field for a fourth-and-1 play from the 30.

Thomas fumbled the ball on a QB sneak attempt, but Evans scooped up the loose ball in the backfield and ran untouched off right tackle for a 31-yard touchdown.

"I went to the sideline joking with Coach Clark that I'm going to tell everybody it was a designed play," Evans said. "It was just right place, right time."

APP STATE 24 • UAB 17
6:16 TO GO • THIRD QUARTER

UAB tied the game at 17-all by making a 49-yard field goal midway through the third quarter, but Nick Hampton and Trey Cobb combined for the biggest play of the game on the Blazers' next series.

Hampton knocked the ball loose on a sack of Tyler Johnston III, prompting Cobb to scoop up the loose ball and run 24 yards for a tiebreaking defensive touchdown.

It was App State's sixth defensive touchdown of the season.

APP STATE 31 • UAB 17
FINALAPP STATE 31 • UAB 17
0:44 TO GO • THIRD QUARTER

The Mountaineers forced a three-and-out punt and moved ahead 31-17 with a nine-play, 85-yard touchdown drive.

Facing a fourth-and-3, Thomas rolled right and threw a 27-yard touchdown pass to Hennigan, who again wrestled the ball away from the UAB defender in the end zone.

There were no points the rest of the way, and App State could begin celebrating when cornerback Shaun Jolly forced and recovered a fumble in the last two minutes.



2019 BOWL CHAMPIONS

SCORING SUMMARY

FIRST QUARTER

13:46	UAB	Hayden Pittman 25-yard pass from Tyler Johnston (Vogel kick)
10:28	UAB	Austin Watkins 25-yard pass from Tyler Johnston (Vogel kick)

SECOND QUARTER

14:11	APP	Chandler Staton 34-yard field goal
7:59	APP	Thomas Hennigan 17-yard pass from Zac Thomas (Staton kick)

THIRD QUARTER

12:14	APP	Darrynton Evans 31-yard run (Staton kick)
8:19	UAB	Nick Vogel 49-yard field goal
6:16	APP	Trey Cobb 24-yard fumble return (Staton kick)
0:44	APP	Thomas Hennigan 27-yard pass from Zac Thomas (Staton kick)

TEAM STATISTICS

	App State	UAB
First Downs	20	20
Rushes-Yards	40-261	33-40
Passing Yards	142	298
Passes Att-Comp-Int	25-13-0	34-22-1
Total Plays-Yards	65-403	67-338
Fumble Returns-Yards	1-24	0-0
Punt Returns-Yards	1-4	0-0
Kickoff Returns-Yards	0-0	1-21
Interception Returns-Yards	1-11	0-0
Punts (Number-Avg)	7-44.7	5-42.4
Fumbles-Lost	1-0	2-2
Penalties-Yards	11-130	8-76
Possession Time	32:57	27:03
Third-Down Conversions	3 of 14	3 of 14
Fourth-Down Conversions	2 of 2	2 of 3
Red-Zone Scores-Chances	2-2	1-1
Sacks By: Number-Yards	6-34	1-1

INDIVIDUAL STATISTICS

RUSHING — APP: Evans, D. 19-157; Williams, Marc. 6-54; Thomas, Zac 9-28; Harrington, D. 3-26; Williams, Malik 1-4; team 2-minus 8. UAB: Brown, S. 14-39; Brown, J. 3-11; Stanley 1-0; Watkins 1-minus 1; team 2-minus 2; Johnston 12-minus 7.

PASSING — APP: Thomas 13-24-0-142; Williams, Mal. 0-1-0-0. UAB: Johnston 22-34-1-298; Watkins 0-0-0-0.

RECEIVING — APP: Virgil, Jalen 3-62; Hennigan, T. 3-50; Williams, Malik 3-19; Evans, D. 3-5; Harrington, D. 1-6. UAB: Watkins 10-159; Grossman 4-20; Pittman 3-59; J. Brown 2-20; Davis 1-17; Turner 1-17; Stanley 1-6.

APP DEFENSIVE STATS — **Tackles**: Fehr, Jordan 10-1; Davis-Gaither 6-3; Jackson, D. 2-4; Cook, Noel 3-2; Jean-Charles, S. 2-2; Taylor, D. 3-0; Franklin, D. 3-0; Dawkins, T. 2-1; Jolly, Shaun 1-2; Diarrassouba, E. 2-0; Blackstock, G. 1-1; Scott, E.J. 1-1; Spurlin, Caleb 1-1; Harrington, B. 1-1; Price, Mike 1-0; Ross, Nicholas 1-0; Hampton, Nick 1-0; Cobb, Trey 1-0; Frizzell, Tim 0-1. **Tackles for Loss**: Dawkins 2.5-10; Blackstock 1.0-11; Hampton 1.0-7; Diarrassouba 1.0-6; Scott 1.0-2; Davis-Gaither 0.5. **Sacks**: Dawkins 2.5-10; Blackstock 1.0-11; Hampton 1.0-7; Diarrassouba 1.0-6; Davis-Gaither 0-5.

"It's a great day to be a Mountaineer, baby. Our team has a ton of poise, and it's been that way all year."

— App State head coach Shawn Clark

BOWL RECORDS

APP STATE INDIVIDUAL BOWL RECORDS

(2015-16 CAMELLIA, 2017 DOLLAR GENERAL, 2018-19 NEW ORLEANS)

Rushes	24	Marcus Cox, vs. Ohio (2015 Camellia Bowl)
Yards rushing	162	Marcus Cox, vs. Ohio (2015 Camellia Bowl)
TD rushes	3	Jalin Moore, vs. Toledo (2017 Dollar General Bowl)
Long rush	63	Camerun Peoples, vs. MT (2018 New Orleans Bowl)
Pass attempts	32	Taylor Lamb, vs. Toledo (2016 Camellia Bowl)
Pass completions	15	Zac Thomas, vs. MT (2018 New Orleans Bowl)
Yards passing	177	Zac Thomas, vs. MT (2018 New Orleans Bowl)
Passing TDs	3	Zac Thomas, vs. MT (2018 New Orleans Bowl)
Receptions	8	Corey Sutton, vs. MT (2018 New Orleans Bowl)
Yards receiving	78	Corey Sutton, vs. MT (2018 New Orleans Bowl)
TD receptions	2	B. Burns (2015), C. Sutton (2018), T. Hennigan (2019)
Long reception	35	Jalen Virgil, vs. MT (2018 New Orleans Bowl)
Field goals	2	Chandler Staton, vs. Toledo (2017 Dollar General Bowl)
Long field goal	39	Michael Rubino, vs. Toledo (2016 Camellia Bowl)
Punts	7	Xavier Subotsch, vs. UAB (2019 New Orleans Bowl)
Punting avg	60.0	Clayton Howell, vs. MT (2018 New Orleans Bowl)
Long punt	60	Clayton Howell, vs. MT (2018 New Orleans Bowl)
Punts inside 20	2	Bentlee Critcher (2016), Xavier Subotsch (2019)
Long kick return	94	Darrynton Evans, vs. Toledo (2016 Camellia Bowl)
Tackles	11	John Law (2016), Jordan Fehr (2019)
Sacks	2.5	Okon Godwin (2018), Tommy Dawkins (2019)
Tackles for loss	3.0	Caleb Fuller (2017) and Okon Godwin (2018)
Interceptions	1	Multiple players with one apiece

APP STATE TEAM BOWL RECORDS

(2015-16 CAMELLIA, 2017 DOLLAR GENERAL, 2018-19 NEW ORLEANS)

Points	45	vs. Middle Tennessee (2018 New Orleans Bowl)
Rushes	53	vs. Toledo (2017 Dollar General Bowl)
Yards Rushing	327	vs. Toledo (2017 Dollar General Bowl)
TD Rushes	3	vs. Toledo (2017 Dollar General Bowl)
Yard Passing	215	vs. Middle Tennessee (2018 New Orleans Bowl)
TD Passes	5	vs. Middle Tennessee (2018 New Orleans Bowl)
Total Offense	458	vs. Toledo (2017 Dollar General Bowl)
Sacks	6	vs. Middle Tennessee (2018), vs. UAB (2019)
Tackles For Loss	12	vs. Middle Tennessee (2018 New Orleans Bowl)
Interceptions	3	vs. Toledo (2017 Dollar General Bowl)
Fumble Recoveries	2	vs. UAB (2019 New Orleans Bowl)
Biggest comeback	17	Trailed 24-7 entering 4th Q vs. Ohio (2015 Camellia)
2nd-biggest rally	14	Trailed 14-0 after 1st Q vs. UAB (2019 New Orleans)

NON-OFFENSIVE SCORES

(2015-16 CAMELLIA, 2017 DOLLAR GENERAL, 2018-19 NEW ORLEANS)

2016	Darrynton Evans 94-yd kickoff return vs. Toledo (Camellia Bowl)
2019	Trey Cobb 24-yard fumble return vs. UAB (New Orleans Bowl)

OPPONENT INDIVIDUAL BOWL RECORDS

(2015-16 CAMELLIA, 2017 DOLLAR GENERAL, 2018-19 NEW ORLEANS)

Rushes	22	Kareem Hunt, Toledo (2016 Camellia Bowl)
Yards rushing	120	Kareem Hunt, Toledo (2016 Camellia Bowl)
TD rushes	2	Kareem Hunt, Toledo (2016 Camellia Bowl)
Long rush	27	Chaton Mobley, MT (2018 New Orleans Bowl)
Pass attempts	37	Brent Stockstill, MT (2018 New Orleans Bowl)
Pass completions	25	Brent Stockstill, MT (2018 New Orleans Bowl)
Yards passing	330	Brent Stockstill, MT (2018 New Orleans Bowl)
Passing TDs	2	L. Woodside, Toledo (2016), T. Johnston, UAB (2019)
Receptions	10	Austin Watkins, UAB (2019 New Orleans Bowl)
Yards receiving	159	Austin Watkins, UAB (2019 New Orleans Bowl)
TD receptions	1	Multiple players with one
Long reception	58	Cody Thompson/Corey Jones, Toledo (2016 Camellia)
Field goals	2	Josiah Yazdani, Ohio (2015) and Crews Holt, MT (2018)
Long field goal	49	Nick Vogel, UAB (2019 New Orleans Bowl)
Punts	8	Mitch Bonnstetter, Ohio (2015) & Bailey Flint, Toledo (2017)
Punting avg	43.0	Nick Ellis, Toledo (2016 Camellia Bowl)
Long punt	59	Nick Ellis, Toledo (2016 Camellia Bowl)
Punts inside 20	4	Mitch Bonnstetter, Ohio (2015 Camellia Bowl)
Long kick return	31	Corey Jones, Toledo (2016 Camellia Bowl)
Tackles	14	Toran Davis, Ohio (2015 Camellia Bowl)
Sacks	1.0	Noah Wilder, UAB (2019 New Orleans Bowl)
Tackles for loss	2.5	Jovon Johnson, Ohio (2015 Camellia Bowl)
Interceptions	2	Reed Blankenship, MT (2018 New Orleans Bowl)

OPPONENT TEAM BOWL RECORDS

(2015-16 CAMELLIA, 2017 DOLLAR GENERAL, 2018-19 NEW ORLEANS)

Points	29	Ohio (2015 Camellia Bowl)
Rushes	36	Ohio (2015 Camellia Bowl)
Yards Rushing	127	Toledo (2016 Camellia Bowl)
TD Rushes	2	Toledo (2016 Camellia Bowl)
Yards Passing	330	Middle Tennessee (2018 New Orleans Bowl)
TD Passes	2	Toledo (2016), UAB (2019)
Total Offense	392	Middle Tennessee (2018 New Orleans Bowl)
Sacks	2	Ohio (2015 Camellia Bowl)
Tackles For Loss	8	Ohio (2015 Camellia Bowl)
Interceptions	2	Middle Tennessee (2018 New Orleans Bowl)
Fumble Recoveries	2	Ohio (2015 Camellia Bowl)

NON-OFFENSIVE SCORES

(2015-16 CAMELLIA, 2017 DOLLAR GENERAL, 2018-19 NEW ORLEANS)

2015	Quentin Poling 20-yard interception return, Ohio (Camellia Bowl)
2015	Jovon Johnson 45-yard fumble return, Ohio (Camellia Bowl)
2015	Jovon Johnson, Safety, Ohio (Camellia Bowl)