

APPALACHIAN STATE BASEBALL YEAR-BY-YEAR RECORDS/ALL-TIME COACHES



2018

YEAR-BY-YEAR RECORDS

Year	Coach	OVERALL				CONFERENCE				Rank
		W	L	T	Pct.	W	L	T	Pct.	
<i>1903-54 — Complete Records Not Available</i>										
1955	Bob Broome	6	10	0	.375	3	9	0	.250	—
1956	Bob Broome	4	9	0	.308	4	9	0	.308	—
1957	Bob Broome	7	7	0	.500	7	7	0	.500	—
1958	Bill Alheim	5	5	0	.500	5	5	0	.500	—
1959	Dave Pierce	3	2	0	.600	3	2	0	.600	—
1960	Dave Pierce	4	11	0	.267	4	11	0	.267	—
1961	Joe Bryson	8	4	1	.654	7	4	0	.636	—
1962	Joe Bryson	7	11	0	.389	7	11	0	.389	—
1963	Frank Meyer	5	11	0	.313	5	11	0	.313	—
1964	Frank Meyer	2	10	0	.167	2	10	0	.167	—
1965	Bob Henry	3	13	0	.188	3	13	0	.188	—
1966	Bill Church	8	8	0	.500	8	6	0	.571	—
1967	Frank Lovrich	10	15	0	.400	7	11	0	.389	—
1968	Frank Lovrich	11	13	0	.485	8	10	0	.444	—
1969	Frank Lovrich	27	7	0	.794	—	—	—	—	—
1970	Frank Lovrich	19	6	0	.765	—	—	—	—	—
1971	Frank Lovrich	30	10	0	.750	—	—	—	—	—
1972	Frank Lovrich	12	13	0	.480	—	—	—	—	—
1973	Frank Lovrich	16	12	0	.571	11	3	0	.786	First
1974	Jim Morris	20	13	0	.606	9	5	0	.643	Third
1975	Jim Morris	19	16	0	.543	6	8	0	.429	Sixth
1976	Jim Morris	24	14	0	.632	4	8	0	.333	Seventh
1977	Jim Morris	21	14	0	.600	6	10	0	.375	Sixth
1978	Jim Morris	24	10	0	.706	10	4	0	.715	Second
1979	Jim Morris	20	22	0	.476	10	5	0	.667	Second
1980	Jim Morris	17	19	0	.472	10	5	0	.667	Third
1981	Jim Morris	35	17	1	.670	8	8	0	.500	Fifth
1982	Jim Morris	30	21	0	.588	8	8	0	.500	Fourth
1983	Jim Morris	33	14	0	.702	7	7	0	.500	Fourth
1984	Jim Morris	35	7	0	.833	12	2	0	.857	First-North Division
1985	Jim Morris	35	13	0	.729	14	3	0	.824	First-North Division
1986	Jim Morris	40	13	1	.750	15	2	0	.882	First-North Division
1987	Jim Morris	26	13	0	.667	10	2	0	.833	First-North Division
1988	Jim Morris	29	17	0	.630	9	7	0	.563	Second-North Division
1989	Jim Morris	29	13	0	.690	9	7	0	.563	Third
1990	Jim Morris	19	22	1	.464	6	9	0	.400	Fifth
1991	Jim Morris	28	21	0	.571	5	8	0	.385	Fifth
1992	Jim Morris	17	34	0	.333	6	14	0	.300	Sixth
1993	Jim Morris	15	27	0	.357	8	12	0	.400	Sixth
1994	Jim Morris	22	26	0	.458	10	13	0	.435	Sixth
1995	Jim Morris	17	30	1	.365	10	13	1	.438	Sixth
1996	Jim Morris	27	19	0	.587	12	10	0	.545	Fifth
1997	Jim Morris	16	32	0	.333	8	16	0	.333	Seventh
1998	Jim Morris	13	28	0	.317	6	17	0	.261	Ninth
1999	Troy Heustess	14	38	0	.269	10	20	0	.333	Ninth
2000	Troy Heustess	17	38	1	.313	11	17	0	.393	Eighth
2001	Troy Heustess	21	32	0	.396	12	14	0	.462	Sixth
2002	Troy Heustess	16	34	0	.320	10	19	0	.345	10th
2003	Troy Heustess	14	36	0	.280	8	22	0	.267	10th
2004	Troy Heustess	10	43	0	.189	6	24	0	.200	11th
2005	Chris Pollard	10	42	0	.192	5	24	0	.172	11th
2006	Chris Pollard	24	31	1	.438	9	18	0	.333	Eighth
2007	Chris Pollard	33	26	0	.559	14	13	0	.519	t-Fourth
2008	Chris Pollard	32	27	0	.542	14	13	0	.519	Sixth
2009	Chris Pollard	33	21	0	.611	15	13	0	.536	Sixth
2010	Chris Pollard	38	18	1	.675	14	14	1	.500	Seventh
2011	Chris Pollard	33	27	0	.550	15	15	0	.500	Sixth
2012	Chris Pollard	41	18	0	.695	21	9	0	.700	t-First
2013	Billy Jones	30	24	0	.556	13	14	0	.481	Fifth
2014	Billy Jones	21	34	0	.382	12	14	0	.462	t-Fifth
2015	Billy Jones	17	36	0	.321	8	21	0	.276	11th
2016	Billy Jones	18	36	0	.333	9	21	0	.300	11th
2017	Kermit Smith	19	36	0	.345	8	22	0	.267	11th
TOTALS	12 COACHES	1,159	1,163	7	.499	474	582	2	.449	CONFERENCE TITLES

SoCon Regular Season:
1973, 1984, 1985, 1986, 1987,
2012

PAST HEAD COACHES



BOB BROOME	BILL ALHEIM	DAVE PIERCE	JOE BRYSON	FRANK MEYER	BOB HENRY	BILL CHURCH	FRANK LOVRICH	JIM MORRIS	TROY HEUSTESS	CHRIS POLLARD	BILLY JONES
1955-57	1958	1959-60	1961-62	1963-64	1965	1966	1967-73	1974-98	1999-2004	2005-12	2013-16
17-26	5-5	7-13	15-15	7-21	3-13	8-8	125-76	611-475-4	92-221	244-210-2	86-130
(.395)	(.500)	(.350)	(.500)	(.250)	(.188)	(.500)	(.622)	(.562)	(.294)	(.537)	(.398)

RECORD BOOK



APPALACHIAN STATE BASEBALL

ALL-TIME RESULTS

1903-1954*complete results not available***1955 (6-10)**

at Western Carolina	4-9	L
at Western Carolina	0-7	L
Catawba	14-18	L
Catawba	8-9	L
Western Carolina	2-1	W
Western Carolina	2-7	L
at Lenoir-Rhyne	0-7	L
at East Tennessee State	7-8	L
at East Tennessee State	8-7	W
at Catawba	4-5	L
at Catawba	3-6	L
Lenoir-Rhyne	4-8	L
Lenoir-Rhyne	12-7	W
at Lenoir-Rhyne	4-1	W
at Mercer-Atlanta	12-8	W
at Mercer-Atlanta	9-8	W

1956 (4-9)

at Catawba	2-7	L
at High Point	2-4	L
at Guilford	16-14	W
at Elon	5-14	L
Lenoir-Rhyne	5-9	L
Western Carolina	3-13	L
Western Carolina	2-3	L
at Lenoir-Rhyne	5-4	W
Catawba	3-8	L
Guilford	10-7	W
High Point	27-3	W
East Carolina	2-9	L
East Carolina	2-15	L

1957 (7-7)

at East Carolina	8-1	W
at Barton	4-2	W
at East Carolina	5-6	L
at Catawba	5-6	L
at Western Carolina	7-2	W
at Western Carolina	18-4	W
Lenoir-Rhyne	3-4	L
Catawba	1-7	L
Elon	0-5	L
High Point	15-4	W
Guilford	3-4	L
at Guilford	8-3	W
at High Point	7-12	L
at Elon	2-1	W

1958 (5-5)

at Guilford	12-3	W
Lenoir-Rhyne	3-12	L
Lenoir-Rhyne	3-4	L
Western Carolina	10-3	W
at High Point	7-0	W
Barton	5-6	L
High Point	6-1	W
Catawba	0-4	L
at Barton	6-1	W
at Elon	3-12	L

1959 (3-2)

at High Point	0-5	L
at Guilford	14-7	W
Guilford	6-5	W
Elon	6-7	L
Western Carolina	10-3	W

1960 (4-11)

Lenoir-Rhyne	6-5	W
Guilford	8-12	L
Guilford	6-11	L
Catawba	10-4	W
at East Carolina	0-12	L
at East Carolina	2-11	L
at Catawba	1-6	L
Western Carolina	6-12	L
Western Carolina	14-5	W
Elon	3-6	L
High Point	3-12	L
at Barton	1-3	L
at Barton	5-6	L
at Elon	1-13	L
at High Point	3-1	W

1961 (8-4-1)

at Western Carolina	11-9	W
at Western Carolina	13-4	W
Catawba	1-2	L
East Carolina	0-6	L
East Carolina	0-13	L
Barton	6-4	W
Elon	1-0	W
High Point	5-2	W
at Lenoir-Rhyne	9-6	W
Pfeiffer	4-2	W
at High Point	3-4	L
at Pfeiffer	2-2	T
at Guilford	10-2	W

1962 (7-11)

Western Carolina	2-9	L
Western Carolina	8-5	W
Catawba	0-1	L
High Point	1-6	L
at East Carolina	1-11	L
at Barton	5-4	W
at Barton	5-1	W
at Elon	2-6	L
at Catawba	6-5	W

Lenoir-Rhyne	3-4	L
Pfeiffer	9-11	L
High Point	12-5	W
at Pfeiffer	2-8	L
at Lenoir-Rhyne	2-7	L
at Guilford	2-6	L
Guilford	12-8	W
Elon	5-10	L
East Carolina	11-5	W

1963 (5-11)

at Western Carolina	5-4	W
at Newberry	0-1	L
at Catawba	6-4	W
Elon	6-7	L
Lenoir-Rhyne	2-8	L
Guilford	3-10	L
at Guilford	8-11	L
at Pfeiffer	5-12	L
High Point	5-2	W
Pfeiffer	0-22	L
Barton	2-5	L
Barton	5-3	W
Catawba	1-5	L
Newberry	6-10	L
at Elon	4-1	W
at High Point	1-15	L

1964 (2-10)

Western Carolina	3-4	L
Lenoir-Rhyne	7-10	L
Guilford	4-5	L
at Guilford	6-10	L
Elon	0-1	L
High Point	4-2	W
at Elon	2-10	L
Newberry	1-5	L
at Lenoir-Rhyne	6-10	L
at High Point	4-2	W
at Pfeiffer	4-11	L
Pfeiffer	4-7	L

1965 (3-13)

at Guilford	3-4	L
at Western Carolina	2-9	L
at Western Carolina	4-6	L
Lenoir-Rhyne	1-4	L
High Point	1-2	L
Catawba	4-8	L
Guilford	3-2	W
at Newberry	2-1	W
at Barton	1-3	L
at Barton	1-0	W
at Catawba	2-5	L
at High Point	6-7	L
at Elon	7-8	L
Elon	1-6	L
Newberry	4-5	L
Lenoir-Rhyne	4-8	L

1966 (8-8)

at Elon	4-3	W
Western Carolina	1-8	L
Western Carolina	2-4	L
Elon	13-5	W
at Presbyterian	15-1	W
at Presbyterian	6-4	W
at High Point	0-5	L
at Guilford	0-4	L
at Pfeiffer	0-3	L
at Pfeiffer	4-1	W
Newberry	2-1	W
Newberry	0-11	L
High Point	1-5	L
Lenoir-Rhyne	10-7	W
at Lenoir-Rhyne	7-4	W
at Catawba	3-4	L

1967 (10-15)

at Belmont Abbey	1-13	L
at Georgia Southern	1-7	L
at Erskine	4-2	W
at Newberry	6-3	W
at Newberry	3-0	W
at Pembroke State	8-13	L
at St. Andrews	9-0	W
at Elon	1-5	L
Western Carolina	6-7	L
Western Carolina	7-4	W
at Lenoir-Rhyne	10-0	W
at Catawba	8-18	L
Elon	5-2	W
at High Point	1-7	L
at Guilford	2-6	L
Pfeiffer	9-7	W
Presbyterian	7-1	W
Presbyterian	4-7	L
at Pfeiffer	2-9	L
Guilford	4-10	L
at Barton	5-2	W
at Barton	3-4	L
High Point	2-6	L
Catawba	6-8	L
Lenoir-Rhyne	1-12	L

1968 (11-13)

at Newberry	6-2	W
at Erskine	6-7	L
at Erskine	9-8	W
at Augusta	10-12	L
at Augusta	7-1	W
at Oglethorpe	3-11	L
at Presbyterian	3-0	W

at Presbyterian	6-3	W
at Pfeiffer	0-4	L
Newberry	2-1	W
Elon	11-12	L
at Wofford	9-7	W
Belmont Abbey	1-8	L
at High Point	6-2	W
Guilford	2-6	L
Pfeiffer	3-7	L
High Point	10-1	W
at Guilford	2-6	L
Barton	7-5	W
Barton	2-7	L
at Catawba	1-2	L
at Catawba	4-5	L
Lenoir-Rhyne	1-0	W
at Elon	2-8	L

1969 (27-7)

at Furman	0-1	L
at Erskine	9-1	W
Wofford	7-6	W
Salem	9-6	W
Wooster	13-7	W
at Western Carolina	4-3	W
at Western Carolina	3-1	W
at Milligan	7-2	W
at Milligan	6-5	W
High Point	0-9	L
at Tusculum	16-0	W
at Voorhees	2-0	W
Mars Hill	9-0	W
Mars Hill	1-0	W
Emory & Henry	8-0	W
at Wofford	8-2	W
Voorhees	14-2	W
at Emory & Henry	8-2	W
at Barton	5-0	W
at Barton	8-2	W
at High Point	2-7	L
Catawba	6-3	W
at Catawba	7-8	L
Lenoir-Rhyne	2-0	W
at Lenoir-Rhyne	9-2	W
Tusculum	9-1	W
Allen	6-2	W
Allen	2-4	L
Allen	6-2	W
West Liberty#	5-0	W
Pfeiffer#	6-3	W
Pembroke State#	6-3	W
William Carey\$	4-8	L
Grand Canyon\$	4-9	L

#Area 7 Playoffs, Wilmington, N.C.
\$NAIA World Series, St. Joseph, Mo.

1970 (19-6)

at Chattanooga	3-1	W
at Jacksonville State	10-5	W
at Jacksonville State	8-1	W
at Jacksonville State	5-1	W
Charleston (W.Va.)	4-3	W
at Western Carolina	7-8	L
Winston-Salem State	12-1	W
Wofford	11-4	W
at Emory & Henry	25-2	W
at Milligan	20-0	W
East Tennessee State	4-3	W
at Allen	4-0	W
at Erskine	1-9	L
at Mars Hill	9-5	W
at East Tennessee State	9-7	W
Allen	12-4	W
at Wake Forest	1-15	L
at Emory & Henry	7-2	W
at Wofford	13-1	W
Erskine	6-8	L
Western Carolina	7-6	W
Mars Hill	8-2	W
Allen	6-0	W
Erskine	0-3	L
Erskine	1-3	L

1971 (30-10)

at Benedict	6-0	W
at Allen	2-0	W
Charleston (W.Va.)	4-3	W
Charleston (W.Va.)	0-2	L
at Western Carolina	4-3	W
at Chattanooga	3-8	L
at Bryan	19-6	W
at Shorter	7-3	W
at Shorter	5-4	W
at Columbus	7-1	W
at Columbus	0-7	L
at Columbus	0-1	L
Voorhees	10-2	W
VMI	0-3	L
VMI	3-2	W
Benedict	7-1	W
East Tennessee State	2-4	L
Milligan	6-3	W
Allen	17-1	W
Erskine	2-0	W
at East Tennessee State	2-1	W
at East Tennessee State	7-3	W
at Voorhees	13-0	W
at Erskine	9-5	W
Winston-Salem State	8-1	W
at Milligan	10-4	W
Mars Hill	5-1	W
Mars Hill	7-0	W
Wake Forest	4-5	L

APPALACHIAN STATE BASEBALL ALL-TIME RESULTS



2018

RECORD BOOK

Western Carolina	6-1	W
at Newberry	3-2	W
Western Carolina*	6-5	W
Western Carolina*	4-1	W
High Point#	7-9	L
Salem#	3-2	W
at UNC Wilmington#	1-0	W
High Point#	3-1	W
High Point#	5-4	W
Indiana (Pa.)\$	5-7	L
David Lipscomb\$	13-14	L

*District 6 Playoffs, Salisbury, N.C.
#Area 7 Playoffs, Wilmington, N.C.
\$NAIA World Series, Phoenix, Ariz.

1972 (12-13)		
at The Citadel	6-3	W
at Shorter	-	L
at Shorter	-	L
at Columbus	2-3	L
at Columbus	3-2	W
at Columbus	7-1	W
at Chattanooga	-	W
at Western Carolina	3-10	L
at Milligan	1-8	L
at Western Carolina	2-3	L
at South Carolina	0-10	L
at South Carolina	3-12	L
East Tennessee State	-	L
at VMI	7-0	W
at VMI	2-3	L
William & Mary	-	W
at East Tennessee State	-	W
Milligan	11-3	W
Indiana (Pa.)	-	W
at East Carolina	-	L
Wake Forest	7-3	W
at William & Mary	-	W
at Richmond	-	L
at Richmond	-	W
East Tennessee State	-	L

1973 (16-12)		
at Jacksonville State	6-0	W
at Clemson	0-5	L
at Milligan	8-9	L
at Davidson	6-0	W
at The Citadel	8-2	W
at The Citadel	4-1	W
East Tennessee State	3-4	L
Carson-Newman	6-5	W
Furman	4-5	L
East Carolina	4-5	L
East Carolina	9-1	W
VMI	3-0	W
at Furman	4-3	W
East Tennessee State	10-9	W
at William & Mary	1-0	W
at William & Mary	10-5	W
at VMI	5-0	W
at South Carolina	2-9	L
Richmond	1-2	L
Richmond	9-3	W
Western Carolina	4-9	L
Davidson	7-4	W
Milligan	4-5	L
at Western Carolina	1-5	L
N.C. State*	1-5	L
South Alabama*	2-1	W
N.C. State*	4-3	W
Miami (Fla.)*	6-13	L

*NCAA District III Playoffs, Starkville, Miss.

1974 (20-13)		
at Francis Marion	2-1	W
at Francis Marion	6-3	W
at Francis Marion	8-0	W
at Columbus	2-10	L
at Columbus	8-3	W
at Georgia Southern	0-19	L
at Georgia Southern	5-7	L
at Georgia Southern	7-17	L
at Erskine	7-4	W
at Catawba	1-3	L
at Milligan	10-0	W
at Duke	2-3	L
at North Carolina	1-4	L
Mars Hill	5-0	W
at Furman	6-4	W
VMI	3-0	W
East Carolina	2-3	L
East Carolina	0-2	L
at Davidson	10-2	W
at East Tennessee State	10-7	W
at VMI	19-7	W
at Richmond	6-3	W
at Richmond	1-7	L
Furman	10-14	L
The Citadel	5-2	W
The Citadel	7-2	W
Davidson	7-1	W
at Virginia Tech	2-3	L
William & Mary	8-2	W
William & Mary	8-9	L
at Western Carolina	8-3	W
Virginia Tech	13-6	W
Western Carolina	8-2	W

1975 (19-16)		
at Augusta	2-3	L
at Augusta	3-1	W
at Mercer	1-3	L
at Mercer	2-7	L

at Georgia	2-9	L
at West Georgia	4-3	W
at West Georgia	4-0	W
at Wake Forest	2-7	L
at Davidson	2-5	L
at Duke	0-8	L
at Duke	9-1	W
at Wofford	7-4	W
at Wofford	4-3	W
at Mars Hill	2-0	W
at Mars Hill	3-2	W
at William & Mary	0-5	L
at William & Mary	6-4	W
at VMI	4-1	W
at Furman	8-13	L
Davidson	8-9	L
East Tennessee State	13-1	W
at The Citadel	3-5	L
at The Citadel	7-8	L
at VMI	7-4	W
Milligan	13-0	W
Milligan	1-5	L
East Carolina	5-3	W
East Carolina	4-10	L
Furman	4-0	W
Richmond	2-4	L
Richmond	11-4	W
Western Carolina	9-8	W
at East Tennessee State	12-3	W
at Milligan	0-4	L
at Milligan	7-2	W

1976 (24-14)		
at Wake Forest	3-7	L
at Elon	14-4	W
at Elon	2-6	L
at USC Aiken	3-1	W
at USC Aiken	5-0	W
at USC Aiken	0-1	L
at USC Aiken	4-1	W
at Augusta	3-2	W
at Augusta	7-2	W
at Augusta	4-0	W
at Augusta	7-2	W
at Furman	1-13	L
at Davidson	6-9	L
West Virginia State	2-1	W
West Virginia State	4-1	W
Wake Forest	0-4	L
at East Carolina	3-4	L
at East Carolina	1-6	L
East Tennessee State	4-3	W
Mars Hill	17-0	W
at South Carolina	4-10	L
Lenoir-Rhyne	15-9	W
VMI	13-1	W
Milligan	5-2	W
at Richmond	8-3	W
at Richmond	4-7	L
at VMI	9-2	W
Davidson	4-0	W
Western Carolina	6-5	W
The Citadel	3-4	L
The Citadel	1-6	L
Furman	2-7	L
at Milligan	3-1	W
at Milligan	7-4	W
East Tennessee State	—	W
at East Tennessee State	—	W
at East Tennessee State	—	W
at Western Carolina	3-4	L

1977 (21-14)		
at East Tennessee State	6-2	W
at East Tennessee State	5-3	W
at Tusculum	11-1	W
at Tusculum	10-0	W
at Tennessee	4-8	L
at Chattanooga	15-0	W
at Chattanooga	5-2	W
at Berry	1-4	L
at Berry	10-0	W
at Shorter	3-4	L
at Mercer-Atlanta	12-8	W
at Augusta	13-1	W
at Augusta	6-2	W
Milligan	4-8	L
at The Citadel	0-5	L
at The Citadel	2-3	L
Wofford	10-3	W
Lenoir-Rhyne	9-11	L
at Wake Forest	12-11	W
at VMI	11-3	W
at VMI	10-12	L
at William & Mary	6-5	W
at William & Mary	1-2	L
Marshall	8-3	W
Marshall	1-4	L
Gardner-Webb	17-9	W
East Carolina	0-2	L
East Carolina	6-12	L
Davidson	9-8	W
Davidson	3-4	L
at Western Carolina	3-4	L
at Lenoir-Rhyne	8-6	W
East Tennessee State	7-5	W
Furman	3-1	W
Furman	5-3	W

1978 (24-10)		
at North Carolina	3-5	L
at N.C. State	1-5	L
at Wofford	6-1	W

at Wofford	15-2	W
at Morris Brown	22-0	W
at Lee	14-0	W
at Georgia	5-9	L
at Mercer-Atlanta	10-4	W
at Mercer-Atlanta	14-10	W
at Mercer-Atlanta	20-6	W
at Mercer-Atlanta	10-6	W
at Georgia Tech	13-19	L
Wake Forest	3-11	L
The Citadel	9-2	W
The Citadel	10-2	W
at Virginia Tech	4-11	L
VMI	9-5	W
VMI	16-0	W
at Davidson	9-5	W
at Davidson	10-8	W
at East Tennessee State	8-6	W
at Marshall	2-3	L
at Marshall	3-4	L
Chattanooga	6-5	W
Chattanooga	7-3	W
Milligan	10-0	W
at Furman	8-5	W
at Furman	13-5	W
Western Carolina	10-12	L
Western Carolina	5-9	L
Methodist	2-1	W
Methodist	9-5	W
Lenoir-Rhyne	6-3	W
Lenoir-Rhyne	17-2	W

1979 (20-22)		
at Wake Forest	3-12	L
at Wofford	9-10	L
at South Carolina	3-7	L
at Augusta	6-5	W
at USC Aiken	6-5	W
at USC Aiken	6-2	W
at Mercer	3-9	L
at Charleston Southern	7-0	W
at Charleston Southern	5-0	W
at Southern Tech	0-6	L
at Mercer-Atlanta	4-6	L
at Mercer-Atlanta	3-5	L
at Georgia State	1-9	L
at Georgia State	4-5	L
at North Carolina	5-9	L
at VMI	5-1	W
at VMI	7-1	W
at East Tennessee State	4-5	L
Davidson	2-3	L
Davidson	10-3	W
at Western Carolina	11-7	W
Marshall	1-0	W
Marshall	5-4	W
at Virginia Tech	3-9	L
Methodist	8-6	W
Methodist	4-0	W
at The Citadel	0-2	L
at The Citadel	2-3	L
at Chattanooga	8-3	W
at Chattanooga	14-1	W
East Tennessee State	11-9	W
Milligan	3-4	L
Milligan	9-7	W
Furman	8-9	L
Furman	12-2	W
Wake Forest	2-16	L
at Lenoir-Rhyne	11-8	W
at Lenoir-Rhyne	11-2	W
at Milligan	7-10	L
at Milligan	10-11	L
Clemson	5-9	L
Clemson	1-15	L

1980 (17-19)		
at Georgia Tech	10-3	W
at Augusta	4-2	W
at Augusta	4-9	L
at USC Aiken	1-5	L
at USC Aiken	4-5	L
at Campbell	3-9	L
at Campbell	6-14	L
at Campbell	4-8	L
at Campbell	20-9	W
at Wake Forest	10-12	L
Lenoir-Rhyne	7-1	W
Lenoir-Rhyne	1-2	L
at Davidson	3-9	L
at Davidson	0-2	L
at Charlotte	6-3	W
at Western Carolina	9-4	W
at East Tennessee State	0-4	L
at East Tennessee State	9-7	W
at Marshall	6-0	W
at Marshall	7-9	W
at Milligan	2-4	L
Bluefield	12-0	W
Bluefield	8-1	W
The Citadel	4-2	W
The Citadel	3-7	L
VMI	12-5	W
VMI	6-3	W
Milligan	3-4	L
Milligan	6-8	L
at Furman	5-1	W
at Furman	6-0	W
Chattanooga	5-0	W
Chattanooga	7-1	W
Virginia Tech	6-7	L
Virginia Tech	2-5	L
Charlotte	2-5	L



APPALACHIAN STATE BASEBALL

ALL-TIME RESULTS

1981 (35-17-1)

at Clemson	1-16	L
at Clemson	10-4	W
at Augusta	7-2	W
at Augusta	1-8	L
at Augusta	8-9	L
at Augusta	4-6	L
at USC Aiken	2-3	L
at USC Aiken	3-3	T
at Presbyterian	19-4	W
at Presbyterian	12-4	W
at Catawba	3-9	L
at Catawba	24-4	W
Lenoir-Rhyne	3-2	W
Lenoir-Rhyne	3-0	W
at Charlotte	20-11	W
at Charlotte	4-3	W
Hillsdale	7-6	W
Hillsdale	3-2	W
at Milligan	10-6	W
at Milligan	16-14	W
King	5-0	W
King	10-4	W
Wake Forest	7-12	L
at East Tennessee State	3-6	L
at East Tennessee State	6-0	W
at Bluefield	16-5	W
at Bluefield	5-2	W
at VMI	20-0	W
at VMI	10-3	W
at Wake Forest	15-14	W
Berea	8-1	W
Furman	6-1	W
Furman	6-4	W
UNC Charlotte	7-12	L
Western Carolina	1-2	L
Western Carolina	0-2	L
at Chattanooga	4-3	W
at Chattanooga	4-2	W
Mars Hill	6-4	W
Mars Hill	8-1	W
Gardner-Webb	5-2	W
Gardner-Webb	14-2	W
Marshall	3-9	L
Marshall	5-2	W
Davidson	5-10	L
Davidson	0-5	L
at Lenoir-Rhyne	5-1	W
Milligan	8-7	W
Milligan	1-13	L
at The Citadel	10-11	L
at The Citadel	5-15	L
Emory & Henry	15-1	W
Emory & Henry	9-2	W

1982 (30-21)

at Augusta	5-9	L
at Augusta	4-3	W
at Augusta	11-3	W
at Augusta	1-4	L
at Georgia Southern	8-10	L
at Georgia	7-5	W
at Gardner-Webb	9-2	W
at Gardner-Webb	4-2	W
at Wofford	5-6	L
at Wofford	6-7	L
Slippery Rock	7-6	W
Slippery Rock	4-3	W
at Virginia Tech	8-10	L
at Virginia Tech	0-1	L
at Charlotte	5-9	L
Chattanooga	1-0	W
Chattanooga	7-1	W
Catawba	5-0	W
Catawba	8-2	W
at Mars Hill	12-4	W
at Mars Hill	10-2	W
at North Carolina	6-3	W
at Milligan	17-18	L
at Milligan	5-10	L
Gardner-Webb	2-3	L
Gardner-Webb	11-0	W
East Tennessee State	1-3	L
East Tennessee State	1-11	L
Mercer-Atlanta	20-4	W
at Western Carolina	0-2	L
at Western Carolina	5-6	L
at Davidson	3-2	W
at Davidson	2-4	L
at Furman	2-0	W
at Furman	7-4	W
Milligan	5-2	W
Milligan	0-1	L
The Citadel	1-2	L
The Citadel	5-4	W
VMI	0-5	L
VMI	1-3	L
Lenoir-Rhyne	2-0	W
Lenoir-Rhyne	7-3	W
Mars Hill	14-7	W
Mars Hill	9-4	W
at Marshall	11-8	W
at Marshall	9-4	W
at Emory & Henry	14-1	W
at Emory & Henry	7-2	W
at Lenoir-Rhyne	8-2	W
at Lenoir-Rhyne	5-6	L

1983 (33-14)

at Wake Forest	4-8	L
at Mercer-Atlanta	6-0	W
at Mercer-Atlanta	14-0	W
at Georgia State	2-3	L

at Georgia State	5-4	W
at Southern Tech	11-8	W
at Georgia Tech	10-11	L
at Georgia	5-18	L
at Catawba	6-3	W
at Catawba	7-2	W
at Charlotte	7-11	L
Milligan	14-1	W
Milligan	6-0	W
at East Tennessee State	7-8	L
at East Tennessee State	6-7	L
at Marshall	5-0	W
at Marshall	4-8	L
at North Carolina A&T	10-3	W
at North Carolina A&T	4-0	W
at Mercyhurst	5-4	W
at Mercyhurst	6-1	W
Piedmont	9-0	W
Piedmont	4-0	W
at Western Carolina	6-9	L
at Western Carolina	0-4	L
at Charlotte	3-1	W
at UNC Wilmington	3-4	L
at The Citadel	3-4	L
at The Citadel	0-2	L
at VMI	3-2	W
at VMI	6-2	W
Lenoir-Rhyne	14-4	W
Lenoir-Rhyne	12-4	W
Davidson	9-3	W
Davidson	8-7	W
Wofford	7-3	W
Wofford	4-6	L
Furman	4-1	W
Furman	9-4	W
Mars Hill	7-0	W
Mars Hill	7-0	W
Catawba	6-2	W
Catawba	6-5	W
at Pfeiffer	13-3	W
at Pfeiffer	4-1	W
at Gardner-Webb	4-1	W
at Gardner-Webb	9-8	W

1984 (35-7)

at Georgia Tech	4-6	L
at Southern Tech	7-6	W
at Southern Tech	6-3	W
at Kennesaw	6-4	W
at Kennesaw	2-1	W
at Georgia State	7-4	W
at Georgia State	8-13	L
at Mercer-Atlanta	6-5	W
at Mercer-Atlanta	11-0	W
at Piedmont	4-1	W
at Piedmont	2-0	W
Mercyhurst&	9-0	W
Mercyhurst&	22-3	W
Marshall	5-9	L
Marshall	9-1	W
Marshall	7-2	W
East Tennessee State	3-0	W
East Tennessee State	1-5	L
at East Tennessee State	8-0	W
at East Tennessee State	13-0	W
at East Tennessee State	13-5	W
at Virginia Tech	5-1	W
at Marshall	17-2	W
at Marshall	4-3	W
at Marshall	6-4	W
at Milligan	8-5	W
at Milligan	5-1	W
at VMI	10-1	W
Virginia Tech	4-7	L
VMI	11-1	W
VMI	15-7	W
Catawba	5-4	W
Catawba	8-2	W
at Lenoir-Rhyne	12-2	W
at Lenoir-Rhyne	9-4	W
The Citadel%	6-1	W
at Western Carolina%	9-5	W
The Citadel%	6-1	W
Gardner-Webb\$	9-6	W
Gardner-Webb\$	12-1	W
New Orleans*	0-1	L
Eastern Kentucky*	9-10	L
&Lenoir, N.C.		
\$Cherryville, N.C.		
%SoCon Tournament, Cullowhee, N.C.		
*NCAA South II Regional, Starkville, Miss.		

1985 (35-13)

at Furman	16-1	W
at Furman	15-1	W
at Catawba	7-1	W
at Catawba	10-4	W
King&	12-8	W
at Catawba	8-7	W
at Catawba	8-4	W
at Wake Forest	1-2	L
at Wingate	5-6	L
at Wingate	8-2	W
Connecticut#	9-6	W
Connecticut#	10-6	W
at Davidson	7-9	L
Rhode Island	10-9	W
Rhode Island	11-7	W
Marshall	4-3	W
Marshall	3-5	L
Marshall\$	7-6	W
at Western Carolina	12-6	W

at Western Carolina	5-7	L
Radford	17-7	W
at East Tennessee State	4-2	W
at East Tennessee State	8-5	W
at North Carolina	3-10	L
North Carolina A&T	11-0	W
North Carolina A&T	7-0	W
East Tennessee State	6-0	W
East Tennessee State	5-3	W
East Tennessee State\$	11-2	W
Virginia Tech	2-14	L
Tennessee	10-3	W
at Marshall	14-7	W
at Marshall	8-3	W
at Marshall	4-6	L
UNC Asheville	4-3	W
UNC Asheville	5-1	W
at Clemson	2-3	L
VMI	8-6	W
VMI	13-3	W
VMI	26-3	W
at Virginia Tech	11-0	W
at Liberty	2-3	L
at Liberty	7-2	W
at VMI	18-4	W
at VMI	3-8	L
at VMI	18-6	W
Western Carolina%	2-3	L
Davidson%	5-8	L
\$Lenoir, N.C.		
&High Point, N.C.		
#Davidson, N.C.		
%SoCon Tournament, Boone, N.C.		

1986 (40-13-1)

at Furman	16-3	W
at Furman	7-4	W
at Clemson	11-6	W
at USC Spartanburg	3-14	L
at USC Spartanburg	17-5	W
at Guilford	10-8	W
at Guilford	13-0	W
at Wake Forest	16-5	W
at North Carolina A&T	9-3	W
at North Carolina A&T	12-3	W
at UNC Asheville	5-7	L
at UNC Asheville	11-14	L
Davidson	10-10	T
at Marshall	15-4	W
at Marshall	14-6	W
Western Carolina	5-2	W
Western Carolina	8-3	W
at East Tennessee State	3-7	L
at East Tennessee State	11-1	W
at East Tennessee State	15-14	W
North Carolina A&T	9-3	W
North Carolina A&T	6-4	W
USC Spartanburg	9-3	W
St. Joseph's (Ind.)	7-4	W
St. Joseph's (Ind.)	1-4	L
Kent State	7-5	W
Kent State	7-6	W
East Tennessee State	10-3	W
East Tennessee State	4-1	W
East Tennessee State	14-10	W
UNC Asheville	5-4	W
UNC Asheville	3-1	W
Virginia Tech	7-4	W
Marshall	5-0	W
Marshall	8-1	W
Marshall	19-9	W
at Virginia Tech	12-7	W
at VMI	14-2	W
at VMI	12-4	W
at VMI	1-8	L
at Milligan	6-5	W
at Milligan	14-0	W
Liberty&	4-6	L
VMI	5-8	L
VMI	12-3	W
VMI	8-7	W
VMI	6-5	W
at Tennessee	3-5	L
Davidson%	5-4	W
at Western Carolina%	17-18	L
East Tennessee State%	16-14	W
at Western Carolina%	8-11	L
Stanford*	1-11	L
at Oklahoma State*	2-23	L
&Lenoir, N.C.		
%SoCon Tournament, Cullowhee, N.C.		
*NCAA Midwest Regional, Stillwater, Okla.		

1987 (26-13)

at Clemson	6-7	L
at Clemson	0-1	L
at Wake Forest	14-6	W
Assumption#	10-8	W
Assumption#	7-4	W
at North Carolina A&T	7-0	W
Marshall	3-2	W
Marshall	5-4	W
Marshall	10-2	W
at Western Carolina	4-9	L
at Western Carolina	7-0	W
Bluefield	5-0	W
Bluefield	9-0	W
at East Tennessee State	9-5	W
at East Tennessee State	6-1	W
at East Tennessee State	24-8	W
VMI	6-1	W
VMI	1-6	L
VMI&	6-4	W



Coppin State&	7-6	W
Coppin State&	9-6	W
King&	10-5	W
Delaware State&	14-5	W
East Tennessee State	3-2	W
East Tennessee State	3-5	L
East Tennessee State&	13-11	W
at Virginia Tech	6-9	L
UNC Asheville	8-7	W
Charlotte	3-1	W
at Georgia Tech	4-6	L
Davidson%	1-9	L
Davidson%	8-5	W
Western Carolina%	7-8	L
VMi%	9-10	L
Milligan	8-1	W
Milligan	10-2	W
Florida International\$	3-7	L
Florida International\$	4-12	L
Florida International\$	2-9	L
#Greensboro, N.C.		
&Granite Falls, N.C.		
\$Lenoir, N.C.		
%SoCon Tournament, Asheville, N.C.		

1988 (29-17)		
at Wake Forest	8-9	L
at Guilford	14-10	W
at Guilford	5-0	W
at Furman	15-3	W
at Furman	15-2	W
at Clemson	1-7	L
at High Point	26-1	W
at North Carolina A&T	9-0	W
at North Carolina A&T	4-3	W
St. Joseph's (Ind.)&	9-4	W
at Marshall	3-11	L
UNC Asheville#	9-8	W
East Tennessee State#	5-2	W
East Tennessee State#	3-1	W
East Tennessee State#	13-10	W
Carson-Newman	3-2	W
Carson-Newman	12-5	W
Western Carolina	3-2	W
Western Carolina	2-9	L
at VMI	7-1	W
at VMI	4-8	L
at VMI	4-6	L
at Virginia Tech	9-11	L
at Radford	2-3	L
at Radford	10-9	W
Marshall	5-1	W
Marshall	6-5	W
Marshall	7-8	L
at Lenoir-Rhyne	10-2	W
at Lenoir-Rhyne	11-2	W
at East Tennessee State	1-3	L
at East Tennessee State	17-2	W
at East Tennessee State	3-9	L
Radford	8-7	W
Radford	6-3	W
VMI	5-12	L
VMI	9-8	W
VMI	8-7	W
VMI	8-7	W
Lenoir-Rhyne#	6-7	L
USC Spartanburg	6-11	L
King\$	Forfeit	W
Milligan\$	10-3	W
Milligan\$	7-10	L
Western Carolina%	8-18	L
VMi%	11-4	W
The Citadel%	9-16	L
&Johnson City, Tenn.		
#Granite Falls, N.C.		
\$Elizabethon, Tenn.		
%SoCon Tournament, Asheville, N.C.		

1989 (29-13)		
Gardner-Webb#	8-6	W
Gardner-Webb#	8-3	W
Pfeiffer#	7-3	W
Pfeiffer#	4-3	W
at Warren Wilson	10-4	W
at Warren Wilson	7-3	W
at Georgia Tech	3-15	L
at Georgia Tech	8-16	L
at Piedmont	12-6	W
at Clemson	4-5	L
at South Carolina	15-8	W
Furman	6-0	W
Furman	4-5	L
North Carolina A&T*	17-3	W
North Carolina A&T*	Forfeit	W
at The Citadel	1-6	L
at The Citadel	6-13	L
at The Citadel	8-5	W
at Wake Forest	10-4	W
UNC Asheville	9-8	W
East Tennessee State	3-4	L
East Tennessee State	14-0	W
East Tennessee State	15-2	W
at Radford	21-14	W
at VMI	8-3	W
at VMI	10-7	W
Virginia Tech	2-3	L
Virginia Tech	11-10	W
at Lenoir-Rhyne	7-4	W
at Lenoir-Rhyne	10-1	W
Marshall	6-2	W
Marshall	5-6	L
Marshall	11-6	W
Davidson	4-3	W
UNC Asheville&	10-7	W

at Western Carolina	10-11	L
at Western Carolina	16-5	W
at Western Carolina	3-5	L
Milligan	10-11	L
Furman%	8-2	W
Marshall%	13-9	W
Western Carolina\$	2-7	L
#Granite Falls, N.C.		
*North Wilkesboro, N.C.		
&Cherryville, N.C.		
%SoCon Tournament, Asheville, N.C.		
\$SoCon Tournament, Montreat, N.C.		

1990 (19-22-1)		
at Richmond	6-6	T
at Gardner-Webb	9-2	W
at Winthrop	3-10	L
at Belmont Abbey	5-6	L
at Belmont Abbey	6-2	W
at Georgia Tech	5-6	L
at Georgia Tech	1-9	L
at Winthrop	6-5	W
at Furman	3-9	L
at Furman	3-2	W
at Furman	10-8	W
at Milligan	6-7	L
at Milligan	9-11	L
The Citadel	5-10	L
The Citadel	2-5	L
at Virginia Tech	4-5	L
at Virginia Tech	9-2	W
at East Tennessee State	15-6	W
Davidson	5-2	W
VMI&	14-9	W
VMI	2-6	L
VMI	2-8	L
UNC Asheville	6-5	W
at Marshall	5-10	L
at Marshall	5-6	L
at Marshall	11-12	L
at Clemson	1-2	L
at UNC Asheville	8-9	L
Western Carolina	11-2	W
Western Carolina	1-6	L
Western Carolina	3-0	W
at Wake Forest	7-13	L
at Tennessee	5-4	W
at Tennessee	4-9	L
at Davidson	3-0	W
at Davidson	7-2	W
Liberty	12-6	W
King#	Forfeit	W
Lenoir-Rhyne#	6-1	W
VMi%	9-2	W
at The Citadel%	2-7	L
Western Carolina%	4-5	L
&North Wilkesboro, N.C.		
#Granite Falls, N.C.		
%SoCon Tournament, Charleston, S.C.		

1991 (28-21)		
at Winthrop	5-3	W
Bristol	1-0	W
Bristol	4-0	W
at North Carolina A&T	8-7	W
at North Carolina A&T	9-6	W
at North Carolina	13-7	W
at Auburn	1-10	L
at Georgia Tech	0-10	L
at Georgia Tech	9-20	L
at S.C. State	12-0	W
at The Citadel	2-9	L
at The Citadel	1-14	L
at The Citadel	1-6	L
at UNC Asheville	8-4	W
East Tennessee State	10-0	W
East Tennessee State	4-1	W
East Tennessee State	1-5	L
UNC Asheville	6-9	L
Milligan	6-4	W
Milligan	9-6	W
Shepherd	6-2	W
at VMI	17-2	W
at VMI	7-6	W
at Liberty	1-4	L
at Liberty	3-4	L
at Virginia Tech	10-7	W
Marshall#	7-8	L
Marshall#	4-5	L
at Milligan	2-6	L
Wis.-Stevens Point&	1-5	L
King	7-2	W
King	12-2	W
Virginia Tech	10-9	W
at Western Carolina	4-3	W
at Western Carolina	1-4	L
at Western Carolina	9-15	L
Davidson	11-4	W
at Tennessee	2-10	L
at UNC Greensboro	11-2	W
at UNC Greensboro	11-0	W
at Clemson	5-10	L
at Clemson	0-13	L
North Carolina A&T	Forfeit	W
North Carolina A&T	Forfeit	W
Furman%	4-2	W
at The Citadel%	2-0	W
East Tennessee State%	7-1	W
Furman%	6-7	L
Western Carolina%	0-4	L
#Lenoir, N.C.		
&Milligan, Tenn.		
%SoCon Tournament, Charleston, S.C.		

1992 (17-34)		
at UNC Greensboro	10-4	W
at UNC Greensboro	7-8	L
at Georgia Tech	4-9	L
at Georgia Tech	3-8	L
at Davidson	5-12	L
at Davidson	1-16	L
at Winthrop	1-5	L
at Belmont Abbey	7-8	L
at Belmont Abbey	9-1	W
Wofford	8-5	W
Mars Hill	15-6	W
at East Tennessee State	1-5	L
at East Tennessee State	5-2	W
at East Tennessee State	2-5	L
at North Carolina	3-5	L
at N.C. State	1-2	L
at Duke	1-3	L
VMI#	2-0	W
VMI#	6-5	W
VMI#	8-12	L
Catawba	4-18	L
at Marshall	0-2	L
at Marshall	1-2	L
at Tennessee	3-7	L
at Tennessee	4-5	L
Western Carolina	1-4	L
Western Carolina	6-10	L
Western Carolina	2-8	L
at Virginia Tech	3-11	L
Virginia Tech	4-8	L
North Carolina A&T	4-1	W
North Carolina A&T	13-11	W
Georgia Southern	1-7	L
Georgia Southern	6-12	L
Georgia Southern	2-4	L
USC Spartanburg	7-5	W
Winthrop	2-1	W
at Furman	1-3	L
at Furman	10-1	W
at Furman	3-10	L
Davidson	11-2	W
UNC Asheville	4-13	L
UNC Asheville	11-7	W
The Citadel	5-4	W
The Citadel	0-6	L
The Citadel	9-6	W
at Clemson	3-5	L
at Clemson	5-7	L
East Tennessee State%	0-1	L
Marshall%	8-7	W
at The Citadel%	3-12	L
#Lenoir, N.C.		
%SoCon Tournament, Charleston, S.C.		

1993 (15-27)		
at Florida State	3-8	L
at Florida State	1-3	L
at Clemson	2-13	L
at Winthrop	7-8	L
at UNC Asheville	2-12	L
at North Carolina	4-9	L
at The Citadel	2-3	L
at The Citadel	0-9	L
at The Citadel	4-7	L
at College of Charleston	4-7	L
at S.C. State	19-2	W
at South Carolina	1-13	L
at East Tennessee State	8-6	W
at East Tennessee State	7-6	W
at East Tennessee State	5-6	L
Milligan#	12-2	W
at Furman	0-8	L
at Furman	9-2	W
at Georgia Tech	2-10	L
at Georgia Tech	2-7	L
North Carolina A&T#	4-5	L
North Carolina A&T#	8-0	W
Georgia Southern#	2-5	L
Georgia Southern#	0-2	L
Georgia Southern#	2-5	L
Montreat-Anderson#	4-1	W
Montreat-Anderson#	4-2	W
at Marshall	2-3	L
at Marshall	7-2	W
at Marshall	8-4	W
UNC Asheville&	10-11	L
Virginia Tech	5-10	L
at VMI	1-5	L
at VMI	2-1	W
at VMI	10-3	W
Winthrop	8-1	W
Belmont Abbey	10-3	W
Western Carolina	7-3	W
Western Carolina	5-13	L
Western Carolina	5-8	L
at The Citadel%	1-7	L
Marshall%	2-4	L
#Granite Falls, N.C.		
%Taylorsville, N.C.		
%SoCon Tournament, Charleston, S.C.		

1994 (22-26)		
at North Carolina	2-14	L
at UNC Greensboro	4-2	W
at North Carolina A&T	6-2	W
at North Carolina A&T	16-1	W
at Wake Forest	4-3	W
at UNC Charlotte	2-4	L
at UNC Charlotte	6-4	W
The Citadel	2-6	L
The Citadel	7-6	W
The Citadel	4-5	L



at Georgia Tech	4-22	L
at Georgia Tech	4-22	L
at Tennessee	1-24	L
at Davidson	2-7	L
at Davidson	1-2	L
at Davidson	9-7	W
Liberty	5-4	W
at East Tennessee State	7-8	L
at East Tennessee State	2-8	L
at East Tennessee State	9-2	W
Morehead State	8-4	W
at Virginia Tech	5-4	W
Davidson&	7-8	L
Furman	9-4	W
Furman	3-1	W
UNC Charlotte	9-5	W
King	21-0	W
at Georgia Southern	0-9	L
at Georgia Southern	2-9	L
at Georgia Southern	6-11	L
at UNC Asheville	1-5	L
UNC Greensboro	4-6	L
Marshall	2-8	L
Marshall	0-10	L
Marshall	13-1	W
at Clemson	2-8	L
Virginia Tech	6-7	L
VMI	13-2	W
VMI	8-1	W
VMI	6-11	L
at Winthrop	1-2	L
East Tennessee State#	9-2	W
at Western Carolina	2-6	L
at Western Carolina	13-2	W
at Western Carolina	6-4	W
UNC Asheville	16-3	W
Marshall%	3-7	L
Georgia Southern%	1-6	L
&Taylorsville, N.C.		
#Granite Falls, N.C.		
%SoCon Tournament, Charleston, S.C.		

1995 (17-30-1)

at North Carolina	4-5	L
at UNC Greensboro	6-13	L
at The Citadel	2-1	W
at The Citadel	2-3	L
at The Citadel	6-7	L
at Davidson	2-15	L
at Davidson	1-6	L
at Davidson	4-8	L
at Catawba	5-6	L
at Catawba	7-6	W
at Liberty	16-20	L
at Charlotte	9-32	L
East Tennessee State	12-7	W
East Tennessee State	4-8	L
East Tennessee State	5-5	T
at Clemson	0-11	L
at Furman	8-4	W
at Furman	10-5	W
at Furman	16-8	W
UNC Asheville	15-1	W
UNC Asheville	4-0	W
Kent State	3-5	L
Georgia Southern	5-8	L
Georgia Southern	3-1	W
Georgia Southern	6-7	L
at Virginia Tech	5-22	L
Charlotte	9-8	W
Charlotte	2-4	L
at Marshall	3-2	W
at Marshall	9-5	W
at Marshall	3-5	L
Eastern Kentucky	1-9	L
UNC Greensboro	2-5	L
at Virginia Military	7-12	L
at Virginia Military	6-9	L
at Virginia Military	11-9	W
Western Carolina	6-4	W
Western Carolina	7-8	L
Western Carolina	10-17	L
North Carolina A&T	26-3	W
Davidson#	9-3	W
at East Tennessee State	7-8	L
West Virginia\$	6-0	W
at Ohio State	6-7	L
at Ohio State	2-6	L
North Carolina&	2-7	L
Western Carolina%	6-9	L
VMI%	4-13	L
#Granite Falls, N.C.		
&Hickory, N.C.		
\$Columbus, Ohio		
%SoCon Tournament, Charleston, S.C.		

1996 (27-19)

at North Carolina A&T	10-4	W
at UNC Greensboro	13-3	W
at Davidson	16-7	W
at Davidson	9-3	W
at Davidson	6-0	W
at UNC Asheville	3-6	L
at East Tennessee State	1-5	L
at East Tennessee State	4-5	L
at East Tennessee State	18-8	W
at Wake Forest	13-6	W
Furman	5-6	L
Furman	1-4	L
Furman	7-8	L
UNC Asheville	4-10	L
UNC Asheville	5-3	W
at Georgia Southern	7-8	L

at Georgia Southern	3-6	L
Marshall	7-4	W
Marshall	4-0	W
Marshall	4-0	W
at Virginia Tech	2-19	L
at Radford	0-2	L
at Radford	7-2	W
VMI	12-11	W
VMI	6-4	W
VMI	7-1	W
Wofford	8-2	W
Wofford	6-3	W
Tennessee Tech	8-7	W
Tennessee Tech	7-6	W
Radford	6-5	W
at Western Carolina	15-12	W
at Western Carolina	20-6	W
at Western Carolina	5-8	L
at Tennessee Tech	3-5	L
at North Carolina	6-8	L
Davidson	14-12	W
North Carolina A&T	24-7	W
North Carolina A&T	12-3	W
UNC Greensboro	4-10	L
The Citadel	6-10	L
The Citadel	0-12	L
Wake Forest	7-6	W
The Citadel#	2-6	L
Davidson#	5-2	W
East Tennessee State#	2-5	L
#SoCon Tournament, Charleston, S.C.		

1997 (16-32)

vs. Virginia Commonwealth	8-9	L
vs. East Carolina	8-7	W
vs. Old Dominion	3-15	L
at North Carolina A&T	10-3	W
at UNC Greensboro	5-6	L
at UNC Asheville	12-4	W
at UNC Asheville	7-3	W
at Wake Forest	3-8	L
East Tennessee State	11-7	W
East Tennessee State	6-16	L
East Tennessee State	7-19	L
at Furman	5-6	L
at Furman	3-5	L
at Furman	2-11	L
at Wofford	1-4	L
at Duke	0-21	L
at North Carolina	11-10	W
Georgia Southern	8-6	W
Georgia Southern	3-5	L
Georgia Southern	6-17	L
at Clemson	4-17	L
at Marshall	12-4	W
at Marshall	6-7	L
at Marshall	11-10	W
at Radford	9-13	L
at VMI	14-10	W
at VMI	1-3	L
at VMI	11-15	L
Virginia Tech	4-10	L
Western Carolina	4-18	L
Western Carolina	6-26	L
Western Carolina	2-8	L
Radford	5-8	L
Wofford	9-13	L
Wofford	6-7	L
UNC Asheville	3-2	W
Wake Forest	2-7	L
at The Citadel	6-8	L
at The Citadel	5-6	L
at The Citadel	2-7	L
UNC Greensboro	6-7	L
Tennessee Tech	8-3	W
Davidson	6-3	W
Davidson	6-5	W
Davidson	21-17	W
vs. Georgia Southern#	5-14	L
vs. Davidson#	7-5	W
vs. Furman#	11-13	L
#SoCon Tournament, Charleston, S.C.		

1998 (13-28)

at North Carolina A&T	9-2	W
at North Carolina A&T	9-5	W
at Wake Forest	4-5	L
vs. Norfolk State	10-9	W
at Auburn	2-6	L
at Auburn	3-13	L
at Jacksonville State	10-9	W
at North Carolina	11-14	L
at UNC Asheville	3-19	L
vs. East Tennessee State	13-8	W
vs. East Tennessee State	12-7	W
vs. East Tennessee State	5-9	L
at N.C. State	5-17	L
at The Citadel	4-7	L
at The Citadel	2-10	L
at The Citadel	3-12	L
at Furman	3-7	L
at Furman	17-5	W
at Furman	4-9	L
at Campbell	9-5	W
Davidson	7-14	L
Davidson	11-12	L
Davidson	11-7	W
North Carolina A&T	10-7	W
North Carolina A&T	7-15	L
Wofford	12-11	W
Wofford	13-17	L
UNC Asheville	9-13	L
UNC Asheville	7-9	L

at Radford	8-18	L
at VMI	11-12	L
at VMI	3-4	L
at VMI	8-5	W
at UNC Greensboro	7-15	L
at UNC Greensboro	1-9	L
at UNC Greensboro	7-16	L
Radford	13-4	W
vs. Wake Forest	3-7	L
Western Carolina	7-15	L
Western Carolina	8-9	L
Western Carolina	3-14	L

1999 (14-38)

at Florida International	1-10	L
at Florida International	1-2	L
at Florida International	0-15	L
at Winthrop	2-8	L
at Winthrop	5-18	L
at Winthrop	2-3	L
at N.C. State	3-18	L
at Davidson	4-3	W
at Davidson	0-4	L
at Davidson	16-8	W
at North Carolina A&T	13-14	L
at High Point	8-10	L
at Georgia Southern	14-8	W
at Georgia Southern	9-17	L
at Georgia Southern	4-6	L
at College of Charleston	12-19	L
at College of Charleston	3-15	L
at College of Charleston	2-13	L
at Tennessee Tech	11-12	L
at North Carolina	3-4	L
UNC Greensboro	5-6	L
UNC Greensboro	7-4	W
UNC Greensboro	3-13	L
North Carolina A&T	20-3	W
VMI	13-7	W
VMI	4-6	L
VMI	19-16	W
at East Tennessee State	17-23	L
at East Tennessee State	5-9	L
at East Tennessee State	8-9	L
Tennessee Tech	13-6	W
at Wake Forest	6-7	L
Furman	4-20	L
Furman	9-11	L
Furman	9-7	W
Wake Forest	10-16	L
at Western Carolina	4-11	L
at Western Carolina	6-5	W
at Western Carolina	4-5	L
Elon	10-9	W
High Point	14-13	W
Winthrop	1-10	L
The Citadel	4-12	L
The Citadel	5-8	L
The Citadel	7-8	L
at Elon	1-5	L
South Carolina*	3-12	L
at Old Dominion	0-13	L
at Old Dominion	3-10	L
at Wofford	8-9	L
at Wofford	15-8	W
at Wofford	17-16	W
*Hickory, N.C.		

2000 (17-38-1)

at Charlotte	1-11	L
at Winthrop	0-4	L
at Winthrop	1-3	L
at Florida State	2-8	L
at Florida State	1-8	L
at Tennessee	1-9	L
at Tennessee	2-10	L
at Tennessee	0-8	L
at Campbell	5-12	L
at High Point	2-5	L
at College of Charleston	5-6	L
at College of Charleston	4-16	L
at College of Charleston	6-13	L
at Elon	2-12	L
Charlotte	7-8	L
at East Carolina	5-7	L
at East Carolina	3-6	L
at East Carolina	4-7	L
at UNC Greensboro	5-10	L
at UNC Greensboro	2-6	L
Western Carolina	5-2	W
Western Carolina	6-12	L
Western Carolina	13-12	W
at Tennessee Tech	4-2	W
Wofford	13-8	W
Wofford	6-10	L
Wofford	12-10	W
Campbell	9-9	T
at Wake Forest	3-10	L
at Furman	7-8	L
at Furman	4-5	L
at Furman	14-3	W
Davidson	5-10	L
Davidson	8-3	W
Elon	13-4	W
at VMI	14-7	W
at VMI	8-3	W
at VMI	2-8	L
vs. Wake Forest*	3-14	L
High Point	5-6	L
East Tennessee State	10-9	W
East Tennessee State	1-7	L
East Tennessee State	5-4	W
at UNC Asheville	8-6	W

APPALACHIAN STATE BASEBALL ALL-TIME RESULTS



2018

RECORD BOOK

Georgia Southern	8-10	L
Georgia Southern	5-10	L
Georgia Southern	13-10	W
Tennessee Tech	10-4	W
Tennessee Tech	4-15	L
at The Citadel	5-6	L
at The Citadel	0-12	L
at The Citadel	1-7	L
UNC Asheville	8-2	W
vs. Georgia Southern#	1-2	L
vs. East Tennessee State#	6-3	W
vs. College of Charleston#	2-9	L
*Hickory, N.C.		
#SoCon Tournament, Charleston, S.C.		

2001 (21-32)		
vs. Kentucky#	3-8	L
at Winthrop	1-8	L
vs. Kentucky#	6-4	W
at Winthrop	2-6	L
at Elon	6-7	L
vs. UNC Wilmington!	1-6	L
vs. Richmond!	5-6	L
vs. Old Dominion!	3-8	L
at Florida State	4-10	L
at Florida State	4-7	L
at Georgia Southern	1-6	L
at Georgia Southern	7-10	L
at Georgia Southern	1-7	L
at North Carolina	7-9	L
at High Point	20-3	W
at Davidson	8-2	W
at Davidson	10-7	W
at Davidson	9-4	W
at Wake Forest	4-13	L
at James Madison	8-23	L
Furman	7-6	W
Furman	0-7	L
UNC Greensboro	8-6	W
UNC Greensboro	10-4	W
UNC Greensboro	4-7	L
at Charlotte	4-13	L
at Western Carolina	3-7	L
at Western Carolina	7-18	L
at Western Carolina	13-11	W
at UNC Asheville	3-2	W
at Wofford	7-6	W
at Wofford	2-6	L
at Wofford	5-2	W
Charlotte	6-8	L
vs. Wake Forest	4-18	L
High Point	9-6	W
VMI	9-6	W
VMI	9-10	L
VMI	17-5	W
The Citadel	8-10	L
The Citadel	9-3	W
The Citadel	10-13	L
at UNC Asheville	10-8	W
at East Tennessee State	7-8	L
at East Tennessee State	5-8	L
at East Tennessee State	5-8	L
Winthrop	0-5	L
UNC Asheville	10-9	W
UNC Asheville	7-4	W
vs. Furman\$	4-2	W
vs. The Citadel\$	3-5	L
vs. College of Charleston\$	4-3	W
vs. UNC Greensboro\$	1-2	L
#Rock Hill, S.C.		
!Hughes Brothers' Classic, Wilmington, N.C.		
\$SoCon Tournament, Charleston, S.C.		

2002 (16-34)		
at Coastal Carolina	5-12	L
vs. William & Mary#	9-17	L
vs. Wagner!	22-3	W
at Winthrop	3-5	L
vs. Wagner!	12-1	W
at Winthrop	4-5	L
at N.C. State	6-15	L
at Wake Forest	4-10	L
at Wake Forest	3-22	L
at Furman	3-14	L
at Furman	4-3	W
at Furman	3-6	L
at Florida State	2-4	L
at Florida State	7-11	L
at The Citadel	1-9	L
at The Citadel	2-10	L
at The Citadel	4-8	L
Western Carolina	10-26	L
Western Carolina	3-17	L
Western Carolina	3-6	L
Binghamton	4-3	W
Binghamton	10-7	W
Davidson	9-11	L
Davidson	8-3	W
Davidson	6-4	W
at College of Charleston	3-1	W
at College of Charleston	1-16	L
at College of Charleston	4-2	W
at UNC Asheville	3-1	W
at UNC Asheville	4-5	L
Georgia Southern	1-19	L
Georgia Southern	1-13	L
Georgia Southern	4-8	L
UNC Asheville	4-10	L
Winthrop	17-16	W
at VMI	16-6	W
at VMI	4-3	W
at High Point	3-9	L
E. Tennessee State	13-3	W

E. Tennessee State	4-13	L
E. Tennessee State	7-6	W
at North Carolina	3-7	L
Winthrop	11-12	L
at UNC Greensboro	0-8	L
at UNC Greensboro	0-2	L
at UNC Greensboro	6-1	W
High Point	8-10	L
Wofford	5-7	L
Wofford	0-10	L
Wofford	7-8	L
# at Coastal Carolina (Conway, S.C.)		
! at Winthrop (Rock Hill, S.C.)		

2003 (14-36)		
at Wake Forest	0-26	L
at Elon	3-9	L
at Florida State	5-16	L
at Florida State	1-9	L
at Florida State	0-17	L
at North Carolina	6-10	L
at UNC Wilmington	2-8	L
at Hofstra (at Wilmington, N.C.)	2-0	W
at Tennessee Tech	8-7	W
at East Carolina	0-9	L
at East Carolina	2-5	L
at Charleston Southern	16-13	W
at College of Charleston	3-12	L
at College of Charleston	5-6	L
at College of Charleston	7-9	W
The Citadel	4-10	L
The Citadel	4-5	L
The Citadel	8-12	L
UNC Asheville	11-10	W
at High Point	14-10	W
at Davidson	4-5	L
at Davidson	6-7	L
at Davidson	2-5	L
Elon	5-7	L
East Tennessee State	7-3	W
East Tennessee State	8-5	W
East Tennessee State	12-19	L
at Furman	2-5	L
at Furman	2-9	L
at Furman	1-15	L
Wake Forest	6-13	L
Georgia Southern	4-11	L
Georgia Southern	9-13	L
Georgia Southern	3-1	W
High Point	10-7	W
Gardner-Webb	8-9	L
at UNC Greensboro	7-14	L
at UNC Greensboro	8-17	L
at UNC Greensboro	4-3	W
at Charlotte	3-13	L
VMI	4-6	L
VMI	8-10	L
VMI	1-11	L
at Western Carolina	12-7	W
at Western Carolina	5-10	L
at Western Carolina	8-10	L
Charleston Southern	3-5	L
Wofford	5-6	L
Wofford	6-0	W
Wofford	9-7	W

2004 (10-43)		
at Gardner-Webb	1-2	L
at Gardner-Webb	1-2	L
vs. Stony Brook	3-10	L
vs. Akron	1-11	L
at Winthrop	1-8	L
at Wake Forest	6-13	L
at Elon	5-6	L
at Elon	3-7	L
at Elon	2-14	L
at North Carolina	5-8	L
at Georgia Southern	2-20	L
at Georgia Southern	7-11	L
at Georgia Southern	7-6	W
at East Carolina	1-8	L
at Wofford	11-6	W
at Wofford	3-13	L
at Wofford	3-4	L
Brown	6-1	W
Brown	5-11	L
Brown	6-5	W
Brown	2-5	L
at UNC Asheville	6-8	L
College of Charleston	1-17	L
College of Charleston	10-14	L
College of Charleston	0-20	L
at The Citadel	2-6	L
at The Citadel	1-9	L
at The Citadel	9-13	L
at Tennessee Tech	9-13	L
Davidson	8-3	W
Davidson	4-8	L
Davidson	1-7	L
at East Tennessee State	3-13	L
at East Tennessee State	3-8	L
at East Tennessee State	2-14	L
at Campbell	11-2	W
Furman	10-14	L
Furman	2-11	L
Furman	9-13	L
Tennessee Tech	7-5	W
UNC Greensboro	2-1	W
UNC Greensboro	6-9	L
UNC Greensboro	7-8	L
Gardner-Webb	0-5	L
Gardner-Webb	4-6	L
at Stetson	0-16	L

at Stetson	2-7	L
at Stetson	1-11	L
Campbell	3-7	L
UNC Asheville	1-14	L
Western Carolina	8-10	L
Western Carolina	5-4	W
Western Carolina	18-11	W

2005 (10-42)		
at North Carolina A&T	6-2	W
at Gardner-Webb	1-18	L
at Gardner-Webb	3-5	L
at No. 7 North Carolina	0-5	L
vs. Kentucky^	1-6	L
vs. George Mason^	2-16	L
at Charleston Southern	6-11	L
at Wake Forest	4-11	L
at No. 11 Florida State	2-11	L
at No. 11 Florida State	1-4	L
at Tennessee Tech	4-1	W
at Furman	5-3	W
at Furman	11-13	L
at Furman	4-5	L
at Western Carolina	4-9	L
at Western Carolina	6-14	L
at Western Carolina	9-10	L
at UNC Asheville	6-5	W
Wofford	3-10	L
Wofford	3-2	W
Wofford	7-4	W
Charlotte	12-5	W
Albany	3-5	L
Albany	7-9	L
Albany	4-5	L
Gardner-Webb	0-6	L
at No. 19 College of Charleston	4-24	L
at No. 19 College of Charleston	3-19	L
at No. 19 College of Charleston	2-7	L
at Longwood	4-15	L
The Citadel	9-5	W
The Citadel	9-8	W
The Citadel	5-12	L
Gardner-Webb	2-13	L
at Davidson	8-9	L
at Davidson	6-10	L
at Davidson	5-10	L
at Campbell	9-10	L
East Tennessee State	7-18	L
East Tennessee State	11-15	L
at Charlotte	8-2	W
Tennessee Tech	1-9	L
Georgia Southern	5-27	L
Georgia Southern	1-7	L
Georgia Southern	1-15	L
Wake Forest	12-20	L
at UNC Greensboro	3-6	L
at UNC Greensboro	3-6	L
at UNC Greensboro	4-11	L
Elon	2-18	L
Elon	7-29	L
Elon	3-7	L
^ at Charleston, S.C.		

2006 (24-31-1)		
Buffalo^	12-6	W
Buffalo^	2-4	L
at Gardner-Webb\$	7-4	W
vs. Army#	11-8	W
vs. Niagara#	7-6	W
vs. Army#	4-2	W
Campbell!	12-7	W
at Alabama	3-4	L
at Alabama	3-8	L
at Alabama	3-8	L
at North Carolina	4-6	L
Canisius&	10-7	W
Canisius&	6-4	W
Canisius&	7-0	W
Canisius%	11-3	W
at Auburn	2-7	L
at North Carolina A&T	2-3	L
College of Charleston	3-10	L
College of Charleston	2-8	L
College of Charleston	0-2	L
at Elon	0-8	L
at Elon	2-5	L
at Elon	8-9	L
Gardner-Webb	8-9	L
Western Carolina	0-11	L
Western Carolina	4-3	W
Western Carolina	4-15	L
Charlotte	13-13	T
UNC Greensboro	10-20	L
UNC Greensboro	11-8	W
UNC Greensboro	4-7	L
North Carolina A&T	21-5	W
at Virginia Tech	4-5	L
at Wofford	16-3	W
at Wofford	10-3	W
at Wofford	6-8	L
North Carolina A&T	16-11	W
Furman	2-3	L
Furman	7-2	W
Furman	11-17	L
at Charlotte	3-4	L
East Tennessee State	5-4	W
at The Citadel	2-7	L
at The Citadel	7-2	W
at The Citadel	3-4	L
Longwood	8-6	W
at Georgia Southern	1-4	L
at Georgia Southern	6-8	L
at Georgia Southern	12-7	W



at North Carolina A&T	6-9	L
Davidson	10-9	W
Davidson	9-8	W
Davidson	5-6	L
vs. Davidson*	5-4	W
vs. Elon*	3-4	L
vs. Georgia Southern*	2-5	L
^ at Fieldcrest Cannon Stadium (Kannapolis, N.C.)		
# at Davidson, N.C.		
! at Ernie Shore Field (Winston-Salem, N.C.)		
& at L.P. Frans Stadium (Hickory, N.C.)		
% at M.S. Deal Stadium (Granite Falls, N.C.)		
\$ Game completed March 28 at ASU (13th inning)		
* Southern Conference Tournament (Charleston, S.C.)		

2007 (33-26)		
at Gardner-Webb	7-9	L
Coppin State\$	17-2	W
Coppin State\$	23-0!	W
Coppin State\$	19-3	W
at Wake Forest	10-9	W
at No. 2 Florida State	3-6	L
at No. 2 Florida State	2-10	L
at No. 2 Florida State	8-12	L
at North Carolina A&T	14-5	W
Dayton&	20-2	W
Dayton&	13-12	W
Dayton&	5-3	W
at East Tennessee State	12-13	L
Fairleigh Dickinson^	11-4	W
Fairleigh Dickinson^	2-4	L
Fairleigh Dickinson^	9-2	W
at No. 3 South Carolina	5-13	L
at No. 3 South Carolina	1-4	L
Elon^	2-24	L
Elon^	9-8	W
Elon^	0-5	L
East Tennessee State^	6-8	L
Wofford^	9-7	W
Wofford^	8-2	W
Wofford^	10-9	W
at East Tennessee State	6-5	W
at Furman	8-4	W
at Furman	7-1	W
at Furman	8-7	W
at UNC Asheville	8-7	W
at College of Charleston	3-11	L
at College of Charleston	6-10	L
at College of Charleston	6-7	L
Gardner-Webb	6-1	W
The Citadel	9-7	W
The Citadel	0-17	L
The Citadel	5-8	L
North Carolina A&T	15-16	L
Georgia Southern	10-4	W
Georgia Southern	2-3	L
Georgia Southern	10-16	L
UNC Asheville	12-11	W
Wake Forest	5-13	L
UNC Asheville	10-2	W
at Western Carolina	0-6	L
at Western Carolina	7-13	L
at Western Carolina	6-3	W
at Davidson	14-4	W
at Davidson	23-2	W
at Davidson	4-6	L
at Longwood	8-2	W
at Longwood	1-0	W
Radford	15-3	W
at UNC Greensboro	0-8	L
at UNC Greensboro	10-8	W
at UNC Greensboro	19-7	W
vs. UNC Greensboro*	3-9	L
vs. College of Charleston*	11-10	W
vs. Elon*	5-9	L

\$ at Fieldcrest Cannon Stadium (Kannapolis, N.C.)
 ! No-hitter (five innings)
 & at Ernie Shore Stadium (Winston-Salem, N.C.)
 ^ at L.P. Frans Stadium (Hickory, N.C.)
 * Southern Conference Tournament (Charleston, S.C.)

2008 (32-27)		
at NC State	1-8	L
at NC State	7-5	W
at NC State	4-14	L
at North Carolina A&T	9-6	W
at Wake Forest	18-8	W
Canisius^	1-10	L
Canisius^	7-6	W
Canisius^	5-11	L
Canisius^	4-9	L
at High Point	19-14	W
vs. Yale%	2-7	L
vs. Yale%	13-0	W
vs. Quinnipiac%	11-4	W
at Auburn	0-17	L
at Auburn	4-2	W
at Jacksonville State	6-1	W
at Jacksonville State	15-6	W
at Jacksonville State	4-5	L
Wake Forest	22-6	W
UNC Greensboro	3-9	L
UNC Greensboro	8-12	L
UNC Greensboro	11-17	L
High Point	10-3	W
North Carolina A&T	10-1	W
at The Citadel	5-6	L
at The Citadel	14-6	W
at The Citadel	6-9	L
UNC Asheville	23-8	W
at North Carolina	0-7	L
College of Charleston	13-16	L
College of Charleston	2-8	L

College of Charleston	6-7	L
at USC Upstate	6-4	W
Gardner-Webb	3-10	L
at Georgia Southern	7-13	L
at Georgia Southern	5-3	W
at Georgia Southern	5-3	W
at East Tennessee State	1-2	L
Western Carolina	6-2	W
Western Carolina	12-8	W
Western Carolina	4-5	L
at Tennessee	4-12	L
at Gardner-Webb	9-3	W
Davidson	10-5	W
Davidson	8-7	W
Davidson	5-4	W
at Elon	3-7	L
at Elon	9-3	W
at Elon	26-10	W
Furman	5-0	W
Furman	14-3	W
Furman	4-2	W
at UNC Asheville	9-3	W
at Wofford	7-12	L
at Wofford	7-8	L
at Wofford	16-6	W
vs. Furman*	8-10	L
vs. Western Carolina*	10-5	W
vs. Furman*	12-13	L
^ at Fieldcrest Cannon Stadium (Kannapolis, N.C.)		
% at Davidson, N.C.		
* Southern Conference Tournament (Charleston, S.C.)		

2009 (33-21)		
Jacksonville State^	4-3 (13)	W
Jacksonville State^	9-6	W
Jacksonville State^	6-3	W
at Wake Forest	3-15	L
at Gardner-Webb	11-5	W
Elon*	6-8	L
Elon*	10-14	L
High Point	7-2	W
at Western Carolina*	0-4	L
at Western Carolina*	11-14	L
at Western Carolina*	3-4	L
at No. 2 North Carolina	8-9	L
at No. 2 North Carolina	3-12	L
The Citadel*	10-6	W
The Citadel*	3-12	L
The Citadel*	2-19	L
Wake Forest	1-3	L
at East Tennessee State	3-5	L
Georgia Southern*	7-12	L
Georgia Southern*	7-10	L
Georgia Southern*	3-1	W
North Carolina A&T	19-6	W
at Davidson*	8-9	L
at Davidson*	15-5	W
at UNC Asheville	17-7	W
High Point	4-3 (11)	W
at Furman*	3-5	L
at Furman*	24-4	W
at Furman*	4-1	W
at Tennessee	9-7	W
Samford*	6-4	W
Samford*	4-3	W
Samford*	6-3	W
East Tennessee State	15-12	W
Gardner-Webb	12-10	W
at College of Charleston	3-5	L
at College of Charleston	7-3	W
at College of Charleston	6-4	W
North Carolina A&T	9-6	W
at High Point	6-4	W
Wofford	13-9	W
Wofford*	5-0	W
Wofford*	11-6	W
Radford	14-3	W
North Carolina Central	17-0	W
at UNC Greensboro*	1-3	L
at UNC Greensboro*	19-4	W
at UNC Greensboro*	9-8 (10)	W
at NC State	6-10	L
Longwood	16-6	W
Longwood	4-2	W
vs. The Citadel%	4-1	W
vs. Georgia Southern%	5-6	L
vs. The Citadel%	3-5	L
^ at McNair Field (Forest City, N.C.)		
% Southern Conference Tournament (Greenville, S.C.)		

2010 (38-18-1)		
vs. Presbyterian^	6-1	W
at USC Upstate^	11-0	W
at Gardner-Webb%	8-2	W
vs. Niagara#	13-4	W
vs. Marist#	5-3	W
vs. Niagara#	13-2	W
Rider!	7-5	W
Rider!	8-5	W
Rider!	8-6	W
at Presbyterian	8-6	W
at Georgia Southern*	3-8	L
at Georgia Southern*	2-5	L
at Georgia Southern*	16-12	W
Columbia	10-9	W
Columbia	8-4	W
Western Carolina*	11-7	W
Western Carolina*	7-10	L
Western Carolina*	4-4 (6)	T
at The Citadel*	2-13	L
at The Citadel*	1-2	L
at The Citadel*	3-6	L
East Tennessee State	14-4	W

Furman*	10-7	W
Furman*	5-4 (10)	W
Furman*	3-6	L
North Carolina A&T	15-4	W
North Carolina A&T	3-2	W
Davidson*	10-8	W
Davidson*	7-3	W
Davidson*	7-5	W
at High Point	7-2	W
High Point	12-7	W
UNC Greensboro*	12-1	W
UNC Greensboro*	6-5	W
UNC Greensboro*	3-9	L
at East Tennessee State	11-10	W
at Samford*	17-7	W
at Samford*	7-3	W
UNC Asheville	18-5	W
Wake Forest	10-5	W
Gardner-Webb	5-6	L
at Elon*	4-5	L
at Elon*	1-6	L
at Elon*	3-13	L
at UNC Asheville	12-2	W
College of Charleston*	5-15	L
College of Charleston*	1-13	L
College of Charleston*	1-9	L
at Wake Forest	3-10	L
at Wofford*	7-6	W
at Wofford*	13-4	W
at Wofford*	10-3	W
vs. College of Charleston\$	11-12 (11)	L
vs. Georgia Southern\$	6-2	W
vs. College of Charleston\$	10-6	W
vs. Western Carolina\$	3-2	W
vs. Western Carolina\$	6-7	L
^ Mariott Classic (Spartanburg, S.C.)		
% at McNair Field (Forest City, N.C.)		
# North vs. South Challenge (Forest City, N.C.)		
! at L.P. Frans Stadium (Hickory, N.C.)		
\$ Southern Conference Tournament (Charleston, S.C.)		

2011 (33-27)		
Maryland-Eastern Shore^	4-0	W
Maryland-Eastern Shore^	13-2	W
Maryland-Eastern Shore^	9-0	W
at Gardner-Webb	7-0	W
at No. 20 Miami (Fla.)	3-6	L
at No. 20 Miami (Fla.)	7-5	W
at No. 20 Miami (Fla.)	0-10	L
at North Carolina A&T	14-4	W
at The Citadel*	0-4	L
at The Citadel*	4-12	L
at The Citadel*	1-4	L
LaSalle	2-0	W
LaSalle	6-3	W
Elon*	4-10	L
Elon*	4-5	L
Elon*	10-16	L
at High Point	6-10 (5)	L
at UNC Greensboro*	3-5	L
at UNC Greensboro*	4-2	W
at UNC Greensboro*	3-5	L
UNC Asheville	9-5	W
Cornell	8-3	W
Cornell	3-5	L
Cornell	8-7	W
vs. Wake Forest #	2-6	L
Wofford*	3-1	W
Wofford*	6-2	W
Wofford*	6-2	W
North Carolina A&T	10-5	W
at East Tennessee State	4-9	L
at Furman*	2-3	L
at Furman*	10-2	W
at Furman*	3-2	W
at Tennessee	6-5	W
Gardner-Webb	12-3	W
Samford*	4-0	W
Samford*	4-5	L
Samford*	3-8	L
Presbyterian	8-6	W
at Davidson*	3-1 (12)	W
at Davidson*	4-3	W
at Davidson*	7-0	W
at Radford	1-3	L
North Carolina A&T	6-1	W
East Tennessee State	3-5	L
Western Carolina*	10-5	W
Western Carolina*	10-9	W
Western Carolina*	7-13	L
High Point	5-6 (10)	L
at College of Charleston*	4-7	L
at College of Charleston*	8-5	W
at College of Charleston*	7-10	L
at No. 17 North Carolina	2-7	L
Georgia Southern*	11-1	W
Georgia Southern*	8-6	W
Georgia Southern*	4-12	L
vs. Samford %	3-5	L
vs. UNC Greensboro %	6-4	W
vs. Furman %	5-0	W
vs. Samford %	1-2	L
^ at McNair Field (Forest City, N.C.)		
# at L.P. Frans Stadium (Hickory, N.C.)		
% Southern Conference Tournament (Charleston, S.C.)		

APPALACHIAN STATE BASEBALL ALL-TIME RESULTS



2018

RECORD BOOK

2012 (41-18)		
vs. George Mason^	1-2	L
vs. Akron^	8-3	W
vs. Akron^	4-1	W
at No. 7 LSU	0-4	L
at No. 7 LSU	1-0	W
at No. 7 LSU	11-1	W
at North Carolina A&T	5-3	W
Rider	6-3	W
Rider	10-4	W
Rider	22-4	W
Rider	15-4	W
Duke	6-4	W
Davidson*	10-4	W
Davidson*	16-3	W
Davidson*	5-4 (10)	W
at Duke	6-3	W
at No. 3 South Carolina	4-6	L
The Citadel*	10-5	W
The Citadel*	9-4	W
The Citadel*	7-6	W
at Elon*	8-10	L
at Elon*	5-0	W
at Elon*	2-11	L
North Carolina A&T	14-0	W
Oakland	13-8	W
Oakland	14-5	W
Oakland	10-5	W
College of Charleston*	8-6	W
College of Charleston*	8-2	W
College of Charleston*	3-8	L
at Gardner-Webb	3-6	L
at Georgia Southern*	5-1	W
at Georgia Southern*	3-13	L
at Georgia Southern*	6-7	L
Furman*	14-2	W
Furman*	6-5	W
Furman*	14-0	W
High Point	6-2	W
at Wofford*	3-2	W
at Wofford*	7-6	W
at Wofford*	6-0	W
at East Tennessee State	4-7	L
UNC Greensboro*	8-7	W
UNC Greensboro*	5-4	W
UNC Greensboro*	8-10	L
at Samford*	7-4	W
at Samford*	2-4	L
at Samford*	9-7	W
Gardner-Webb	5-3	W
at Western Carolina*	6-8	L
at Western Carolina*	5-4	W
at Western Carolina*	7-9	L
at Furman \$	7-5	W
vs. Samford \$	7-12	L
at Furman \$	4-13	L
vs. No. 23 Oklahoma !	5-4	W
at No. 15 Virginia !	6-5	W
vs. No. 23 Oklahoma !	6-14	L
vs. No. 23 Oklahoma !	2-5	L

^ at Elon Invitational (Elon, N.C.)
 \$ at Southern Conference Tournament (Greenville, S.C.)
 ! NCAA Division I Baseball Championship Charlottesville Regional (Charlottesville, Va.)

2013 (30-24)		
at No. 8 NC State	6-3	W
Canisius	13-6	W
Butler	6-2	W
Butler	7-12	L
Butler	8-5	W
High Point	6-4	W
at Davidson*	4-1	W
at Davidson*	3-4	L
at Davidson*	10-4	W
at Furman*	1-3	L
at Furman*	5-6	L
at Furman*	10-9 (11)	W
at Georgia	4-9	L
at Georgia	8-5	W
Cornell	9-4	W
Cornell	5-15	L
Cornell	4-8	L
at North Carolina A&T	10-2	W
at College of Charleston*	5-2	W
at College of Charleston*	4-2	L
Wofford*	1-9	L
Wofford*	4-0	W
Wofford*	7-6	W
at Eastern Kentucky	9-6	W
Georgia Southern*	9-5	W
Georgia Southern*	2-0	W
Georgia Southern*	7-8	L
at UNC Asheville	6-3	W
at UNCG*	9-1	W
at UNCG*	5-6	L
at UNCG*	9-5	W
at UNCG*	8-5	W
vs. Campbell %	6-11	L
at The Citadel*	3-6	L
at The Citadel*	3-5	L
at The Citadel*	7-8	L
North Carolina A&T	7-3	W
at ETSU^	3-1	W
Samford*	10-5	W
Samford*	2-19	L
ETSU	6-7	L
Elon*	9-1	W
Elon*	8-10	L
at Gonzaga	0-4	L
at Gonzaga	6-2	W
at Gonzaga	13-3	W

at No. 2 North Carolina	0-2	L
No. 29 Western Carolina*	5-23	L
No. 29 Western Carolina*	1-9	L
No. 29 Western Carolina*	9-8	W
The Citadel #	5-6	L
Samford !	2-1	W
No. 29 Western Carolina #	15-4	W
The Citadel #	6-8	L

* = Southern Conference game
 % = Thomasville, N.C. (Finch Field)
 ^ = suspended in the bottom of the seventh inning and concluded on April 30 in Boone, N.C.
 # = SoCon Tournament (Greenville, S.C. - Fluor Field)
 ! = SoCon Tournament (Greenville, S.C. - Latham Stadium)

2014 (21-34)		
at No. 25 Arkansas	2-12	L
at No. 25 Arkansas	6-7	L
at No. 25 Arkansas	3-8	L
at Tennessee	3-5	L
at No. 6 NC State	5-6	L
at No. 6 NC State	0-7	L
at No. 6 NC State	1-3	L
at No. 22 North Carolina	1-12	L
vs. Youngstown State #	1-2	L
vs. Michigan #	4-1	W
vs. Notre Dame #	3-4 (11)	L
vs. Campbell %	4-8	L
UNC Asheville	9-2	W
UNC Asheville	7-2	W
UNC Asheville	7-5	W
Notre Dame	9-13 (10)	L
at No. 14 Clemson	1-2	L
vs. Michigan ^	3-4	L
vs. Kent State ^	8-0	W
at Georgia Southern*	4-7	L
at Georgia Southern*	3-2	W
at Georgia Southern*	7-10	L
UNCG*	4-2	W
UNCG*	15-4	W
at No. 1 South Carolina	1-2	L
East Tennessee State	7-6	W
at Wofford*	12-5	W
at Wofford*	13-4	W
at Wofford*	3-4	L
High Point	5-6	L
The Citadel*	2-8	L
The Citadel*	6-5	W
The Citadel*	10-6	W
at Wake Forest	2-4	L
at Elon*	2-6	L
at Elon*	10-4	W
at Elon*	2-4	L
at Virginia Tech	11-0	W
Gardner-Webb	6-10	L
Davidson*	14-6	W
Davidson*	0-12	L
Davidson*	9-15	L
at Western Carolina*	9-10	L
at Western Carolina*	10-20	L
at Western Carolina*	4-7	L
at Samford*	10-16	L
at Samford*	6-3	W
at Samford*	2-5	L
at East Tennessee State	9-5 (10)	W
Furman*	11-7	W
Furman*	2-9	L
Furman*	6-5	W
vs. Georgia Southern \$	3-2 (11)	W
vs. Furman \$	1-3	L
vs. Georgia Southern \$	1-2	L

USA Baseball-Irish Classic (Cary, N.C.)
 % at BB&T Ballpark (Winston-Salem, N.C.)
 ^ College of Charleston Tournament (Mount Pleasant, S.C.)
 \$ Southern Conference Tournament (Charleston, S.C.)

2015 (17-36)		
vs. Davidson #	3-5	L
vs. Villanova #	5-2	W
vs. Canisius ^	8-4	W
vs. Canisius ^	3-4	L
vs. Canisius ^	3-10	L
at Wake Forest	10-1	W
vs. No. 16 Maryland %	2-4	L
vs. No. 16 Maryland %	9-7	W
vs. No. 16 Maryland %	2-8	L
at High Point	4-0	W
at NC State	4-6	L
at Georgia Southern*	4-5	L
at Georgia Southern*	1-3	L
at Georgia Southern*	5-6 (10)	L
at Georgia	3-6	L
at Georgia	0-4	L
Texas State*	3-8	L
Texas State*	4-6	L
Texas State*	5-6	L
at UNC Asheville	5-11	L
UL Monroe*	7-0	W
UL Monroe	7-5	W
UL Monroe*	2-10	L
at North Carolina	0-9	L
Wake Forest	8-11	L
at UALR*	1-2	L
at UALR*	3-4	L
at UALR*	5-7 (10)	L
High Point	8-3	W
at North Carolina A&T	12-10	W
Troy*	3-6	L
Troy*	5-2	W
Troy*	5-12	L
at South Carolina	1-11 (7)	L

at South Alabama*	2-9	L
at South Alabama*	6-5 (10)	W
at South Alabama*	3-10	L
Georgia State*	3-4 (12)	L
Georgia State*	13-15	L
at Western Carolina	15-18	L
Western Carolina	12-3	W
at Arkansas State*	1-6	L
at Arkansas State*	6-3	W
at Arkansas State*	6-7	L
at Virginia Tech	4-13	L
at East Tennessee State	4-10	L
UL Lafayette*	2-1	W
UL Lafayette*	6-20	L
UL Lafayette*	7-4	W
at UT Arlington*	1-2	L
at UT Arlington*	5-2	W
at UT Arlington*	3-9	L
East Tennessee State	5-4	W

* = Sun Belt Conference game
 # = NC State Tournament (Raleigh, N.C.)
 ^ = at Lexington, S.C.
 % = at Emerson, Ga.

2016 (18-36)		
at #23 Coastal Carolina +	17-2	L
vs. #4 Virginia +	8-0	L
vs. Old Dominion +	12-3	L
at #24 South Carolina	5-0	L
vs. Quinnipiac #	4-3	L
vs. Quinnipiac #	10-7	W
Quinnipiac	7-2	L
Quinnipiac	3-2	L
at NC Central	4-1	L
vs. Stony Brook ~	4-0	W
vs. Bowling Green ~	6-2	L
at Elon ~	4-3	L
vs. UNC Asheville %	8-0	W
Georgia Southern*	13-3	L
Georgia Southern*	8-6	L
Georgia Southern*	5-1	L
at NC A&T	7-6	W
at Texas State*	4-2	L
at Texas State*	16-0	L
at Texas State*	4-0	L
UNC Asheville	8-3	L
at UL Monroe	10-5	L
at UL Monroe	5-4	W
at UL Monroe	6-2	L
NC Central	12-1	W
Little Rock	9-3	L
Little Rock	8-7	W
Little Rock	8-7	W
vs. Campbell %	9-4	L
at Troy*	9-7	L
at Troy*	4-3	L
at Troy*	3-2	L
at Tennessee	7-5	L
#23 South Alabama*	4-3	W
#23 South Alabama*	8-1	L
#23 South Alabama*	4-3	W
Wake Forest	15-9	L
at Georgia State*	10-0	L
at Georgia State*	6-5	W
at Georgia State*	5-4	L
vs. Wake Forest @	10-7	L
Arkansas State*	9-7	L
Arkansas State*	9-2	W
Arkansas State*	6-4	W
NC A&T	10-9	W
at #19 UL Lafayette*	7-0	L
at #19 UL Lafayette*	6-1	W
at #19 UL Lafayette*	4-1	L
UT Arlington*	4-3	L
UT Arlington*	8-3	L
UT Arlington*	7-5	L
Longwood	9-2	W
Longwood	3-2	W
Longwood	8-6	W

+ = Caravelle Resort Tournament (Conway/Myrtle Beach, S.C.)
 # = L.P. Frans Stadium (Hickory, N.C.)
 ~ = Elon Tournament (Elon, N.C.)
 % = North Main Athletic Complex (Holly Springs, N.C.)
 @ = BB&T Ballpark (Charlotte N.C.)
 * = Sun Belt Conference game

2017 (19-36, 8-22 Sun Belt)		
vs. VMI +	11-5	L
vs. Georgia Mason +	3-1	L
vs. VMI +	3-1	W
at No. 24 UNCW +	6-5	L
at Gardner-Webb	5-4	W
at Gardner-Webb	4-2	W
at Gardner-Webb	5-1	W
at No. 5 South Carolina	8-4	L
vs. No. 16 St. John's #	7-3	L
vs. Western Carolina #	7-3	W
at No. 9 East Carolina #	4-0	L
vs. UNC-Asheville	4-3	W
at No. 26 Missouri	4-0	L
at No. 26 Missouri	7-1	L
at No. 26 Missouri	3-2	L
vs. N.C. Central @	9-5	W
at N.C. Central	7-5	W
at No. 14 Louisiana*	3-0	L
at No. 14 Louisiana*	12-4	W
at No. 14 Louisiana*	4-3	L
vs. Radford	13-9	W
vs. Texas State*	6-3	L
vs. Texas State*	7-4	L
vs. Texas State*	2-0	L



APPALACHIAN STATE BASEBALL

ALL-TIME RESULTS

vs. No. 24 Wake Forest	5-4	L
at Little Rock*	6-2	L
at Little Rock*	3-2	W
at Little Rock*	7-6	W
at East Tennessee State	5-4	L
vs. UTA*	18-1	L
vs. UTA *	5-2	L
vs. UTA*	6-5	L
at Davidson	12-6	L
at Georgia Southern*	6-2	L
at Georgia Southern*	7-3	W
at Georgia Southern*	6-4	L
at Radford	7-5	W
vs. Georgia State*	8-6	L
vs. Georgia State*	6-1	W
vs. Georgia State*	13-1	W
vs. East Tennessee State	8-7	W
vs. Arkansas State*	7-6	W
vs. Arkansas State*	5-3	L
vs. Arkansas State*	4-1	L
at UNC-Asheville	5-3	L
at Troy*	9-1	L
at Troy*	12-2	W
at Troy*	11-3	L
vs. South Alabama*	8-6	L
vs. South Alabama*	24-5	L
vs. South Alabama*	11-6	L
vs. Wake Forest %	10-3	L
at Coastal Carolina*	5-0	L
at Coastal Carolina*	4-2	L
at Coastal Carolina*	6-2	L

+ = Hughes Bros. Challenge in Wilmington, N.C.

= LeClair Classic in Greenville, N.C.

@ = BB&T Ballpark in Charlotte N.C.

% = In Shelby, N.C.

* = Sun Belt Conference game

ALL-TIME SERIES RECORDS

RECORD BOOK

Opponent	Won	Lost	Tied	First Meeting	Last Meeting
Akron	2	1	0	2004	2012
Alabama	0	3	0	2006	2006
Albany	0	3	0	2005	2005
Allen	7	1	0	1969	1971
Arkansas	0	3	0	2014	2014
Arkansas State	4	5	0	2015	2017
Army	2	0	0	2006	2006
Assumption	2	0	0	1987	1987
Auburn	1	5	0	1991	2008
Augusta	13	8	0	1968	1982
Barton	11	7	0	1957	1969
Belmont Abbey	3	4	0	1967	1993
Benedict	2	0	0	1971	1971
Berea	1	0	0	1981	1981
Berry	1	1	0	1977	1977
Binghampton	2	0	0	2002	2002
Bluefield	6	0	0	1980	1987
Bowling Green	0	1	0	2016	2016
Bristol	2	0	0	1991	1991
Brown	2	2	0	2004	2004
Bryan	1	0	0	1971	1971
Buffalo	1	1	0	2006	2006
Butler	2	1	0	2013	2013
Campbell	4	9	1	1980	2016
Canisius	7	5	0	2006	2015
Carson-Newman	3	0	0	1973	1988
Catawba	18	25	0	1955	1995
Charleston (W.Va.)	2	1	0	1970	1971
Charleston Southern	3	2	0	1979	2005
Charlotte	9	13	1	1980	2006
Chattanooga	14	1	0	1970	1982
The Citadel	30	82	0	1972	2014
Clemson	2	19	0	1973	2014
Coastal Carolina	0	5	0	2002	2017
College of Charleston	12	34	0	1993	2013
Columbia	2	0	0	2010	2010
Columbus	4	4	0	1971	1974
Connecticut	2	0	0	1985	1985
Coppin State	5	0	0	1987	2007
Cornell	3	3	0	2011	2013
Davidson	63	39	1	1973	2017
Dayton	3	0	0	2007	2007
Delaware State	1	0	0	1987	1987
Duke	3	4	0	1974	2012
East Carolina	5	24	0	1956	2017
East Tennessee State	78	57	1	1955	2017
Eastern Kentucky	1	2	0	1984	2013
Elon	15	47	0	1956	2014
Emory & Henry	8	0	0	1969	1982
Erskine	6	5	0	1967	1974
Fairleigh Dickinson	2	1	0	2007	2007
Florida International	0	6	0	1987	1999
Florida State	0	16	0	1993	2007
Francis Marion	3	0	0	1974	1974
Furman	61	47	0	1969	2014
Gardner-Webb	25	16	0	1977	2017
George Mason	0	3	0	2005	2017
Georgia	2	6	0	1975	2015
Georgia Southern	21	66	0	1967	2017
Georgia State	5	9	0	1979	2017
Georgia Tech	1	16	0	1978	1994
Gonzaga	2	1	0	2013	2013
Grand Canyon	0	1	0	1969	1969
Guilford	13	14	0	1956	1988
High Point	32	24	0	1956	2015
Hillsdale	2	0	0	1981	1981
Hofstra	1	0	0	2003	2003
Indiana (Pa.)	1	1	0	1971	1972
Jacksonville State	10	1	0	1970	2009
James Madison	0	1	0	2001	2001
Kennesaw	2	0	0	1984	1984
Kent State	3	1	0	1986	2014
Kentucky	1	2	0	2001	2005
King	9	0	0	1981	1994
LaSalle	2	0	0	2011	2011
Lee	1	0	0	1978	1978
Lenoir-Rhyne	33	18	0	1955	1990
Liberty	3	6	0	1985	1995
Little Rock	4	5	0	2015	2017
Lipscomb	0	1	0	1971	1971
Longwood	8	1	0	2005	2016
UL Lafayette	4	5	0	2015	2017
UL Monroe	3	3	0	2015	2016
LSU	2	1	0	2012	2012
Marist	1	0	0	2010	2010
Mars Hill	19	0	0	1969	1992
Marshall	41	26	0	1977	1997
Maryland	1	2	0	2015	2015
Maryland-Eastern Shore	3	0	0	2011	2011
Mercer-Atlanta	12	2	0	1955	1984
Mercer	0	3	0	1975	1979

Opponent	Won	Lost	Tied	First Meeting	Last Meeting
Mercyhurst	4	0	0	1983	1984
Methodist	4	0	0	1978	1979
Miami (Fla.)	1	3	0	1973	2011
Michigan	1	1	0	2014	2014
Milligan	30	21	0	1969	1993
Missouri	0	3	0	2017	2017
Montreat-Anderson	2	0	0	1993	1993
Morehead State	1	0	0	1994	1994
Morris Brown	1	0	0	1978	1979
New Orleans	0	1	0	1984	1984
Newberry	7	5	0	1963	1971
Niagara	3	0	0	2006	2010
Norfolk State	1	0	0	1998	1998
North Carolina	3	25	0	1974	2015
North Carolina A&T	51	6	0	1983	2015
UNC Asheville	42	22	0	1985	2017
North Carolina Central	4	1	0	2009	2017
UNC Greensboro	25	36	0	1991	2014
UNC Pembroke	1	1	0	1967	1969
NC State	3	13	0	1973	2015
UNC Wilmington	1	4	0	1971	2017
Notre Dame	0	2	0	2014	2014
Oakland	3	0	0	2012	2012
Oglethorpe	0	1	0	1968	1968
Ohio State	0	2	0	1995	1995
Oklahoma	1	2	0	2012	2012
Oklahoma State	0	1	0	1986	1986
Old Dominion	0	5	0	1997	2016
Pfeiffer	8	10	1	1961	1989
Piedmont	5	0	0	1983	1989
Presbyterian	10	1	0	1966	2011
Quinnipiac	2	4	0	2008	2016
Radford	12	6	0	1985	2017
Rhode Island	2	0	0	1985	1985
Richmond	5	6	1	1972	2001
Rider	7	0	0	2010	2012
St. Andrews	1	0	0	1967	1967
St. Joseph's (Ind.)	2	1	0	1986	1988
St. John's	0	1	0	2017	2017
Salem	2	0	0	1969	1971
Samford	11	9	0	2009	2014
Shepherd	1	0	0	1991	1991
Shorter	2	3	0	1971	1977
Slippery Rock	2	0	0	1982	1982
South Alabama	4	6	0	1973	2017
South Carolina	1	14	0	1972	2017
USC Aiken	5	4	1	1976	1981
USC Upstate	5	2	0	1986	2010
South Carolina State	2	0	0	1991	1993
Southern Tech	3	1	0	1979	1984
Stanford	0	1	0	1986	1986
Stetson	0	3	0	2004	2004
Stony Brook	1	1	0	2004	2016
Tennessee	4	13	0	1977	2016
Tennessee Tech	9	5	0	1996	2005
UT Arlington	1	8	0	2015	2017
Texas State	0	9	0	2015	2017
Troy	2	7	0	2015	2017
Tusculum	4	0	0	1969	1977
Villanova	1	0	0	2015	2015
Virginia	1	1	0	2012	2016
VCU	0	1	0	1997	1997
VMI	67	31	0	1971	2017
Virginia Tech	12	22	0	1974	2014
Voorhees	4	0	0	1969	1971
Wagner	2	0	0	2002	2002
Wake Forest	14	41	0	1970	2017
Warren Wilson	2	0	0	1989	1989
West Georgia	2	0	0	1975	1975
West Liberty	1	0	0	1969	1969
West Virginia	1	0	0	1995	1995
West Virginia State	2	0	0	1976	1976
Western Carolina	61	91	1	1955	2017
William Carey	0	1	0	1969	1969
William & Mary	7	3	0	1972	1977
Wingate	1	1	0	1985	1985
Winston-Salem State	2	0	0	1970	1971
Winthrop	5	17	0	1990	2004
Wis.-Stevens Point	0	1	0	1991	1991
Wofford	48	22	0	1968	2014
Wooster	1	0	0	1969	1969
Yale	1	1	0	2008	2008
Youngstown State	0	1	0	2014	2014

Note: Series records are 1955-present

**OFFENSIVE****BATTING AVERAGE****Single-Season (Min. 75 AB)**

- .477 Randy Ingle (1979)
- .462 Ryan Healey (1988)
- .450 Joey Moffitt (1978)
- .427 Randy Ingram (1978)
- .426 Scott Waugh (1990)
- .425 Chris Behne (2000)
- .423 Robbie Peele (1981)
- .422 Isaac Harrow (2009)
- .416 Kim Arey (1981)
- .416 Randy Ingram (1977)
- .416 Andre Crawford (1987)
- .416 Tony Welborn (1984)

Career (Min. 200 AB)

- .404 Randy Ingle (1977-79)
- .398 Ryan Healey (1987-88)
- .390 Robbie Peele (1981-83)
- .380 Mike Ramsey (1973-75)
- .377 Ed Dubiel (1986-87)
- .376 Tom Sams (1980-83)
- .375 Bob Billings (1968-70)
- .370 Randy Ingram (1975-78)
- .366 Scott Waugh (1988-91)
- .365 Chris Plemmons (1976-78)

AT-BATS**Single-Season**

- 253 Wes Hobson (2008)
- 252 David Rubinstein (2007)
- 251 Jason Altenhof (2007)
- 245 Jason Altenhof (2008)
- 242 Isaac Harrow (2008)
- 241 Will Callaway (2012)
- 241 Rand Smith (2009)
- 238 Trey Holmes (2011)
- 235 Wes Hobson (2010)
- 235 Hector Crespo (2013)

Career

- 879 Wes Hobson (2007-10)
- 874 Hector Crespo (2010-13)
- 821 Tyler Zupcic (2010-14)
- 750 Isaac Harrow (2006-09)
- 732 Jeremy Dowdy (2009-12)
- 721 David Towarnicky (2007-10)
- 712 Chris Behne (1997-2000)
- 688 Chris Baker (2004-07)
- 684 Preston Troutman (2011-14)
- 678 Will Shellman (1991-94)

RUNS SCORED**Single-Season**

- 69 Wes Hobson (2010)
- 68 Rand Smith (2009)
- 67 David Rubinstein (2007)
- 67 Wes Hobson (2009)
- 66 Ed Dubiel (1986)
- 63 Hector Crespo (2012)
- 62 Jason Altenhof (2008)
- 60 Lawrence Sluder (1985)
- 57 David Rubinstein (2008)
- 57 Isaac Harrow (2009)

Career

- 223 Wes Hobson (2007-10)
- 208 Hector Crespo (2010-13)
- 193 Tyler Zupcic (2010-14)
- 165 Isaac Harrow (2006-09)
- 162 Wes Timmons (1999-2001)
- 154 Rand Smith (2006-09)
- 153 Jerod Faggart (2007-10)
- 150 David Rubinstein (2006-08)
- 143 Joe Mengele (1981-84)
- 142 Scott Waugh (1988-91)

HITS**Single-Season**

- 97 Chris Behne (2000)
- 95 Wes Hobson (2010)
- 93 Jason Altenhof (2008)
- 92 Isaac Harrow (2009)
- 91 David Rubinstein (2007)
- 89 Wes Hobson (2009)
- 88 Rand Smith (2009)
- 82 Andrew Franco (2007)
- 82 Jason Altenhof (2007)
- 79 Isaac Harrow (2008)
- 79 Daniel Kassouf (2012)
- 79 Tyler Tewell (2012)

Career

- 318 Wes Hobson (2007-10)
- 283 Hector Crespo (2010-13)
- 268 Tyler Zupcic (2010-14)
- 260 Isaac Harrow (2006-09)
- 239 Chris Behne (1997-2000)
- 229 Tommy Green (1984-88)
- 228 Scott Waugh (1988-91)
- 219 David Towarnicky (2007-10)
- 215 David Rubinstein (2006-08)
- 213 Tom Sams (1980-83)

HITTING STREAK

- 27 Will Callaway (2013)
- 27 Rand Smith (2009)
- 25 Tommy Green (1988)
- 23 Brad Peisel (2005)

DOUBLES**Single-Season**

- 30 David Rubinstein (2007)
- 23 Isaac Harrow (2009)
- 23 Wes Hobson (2009)
- 22 Isaac Harrow (2007)
- 22 Wes Hobson (2010)
- 21 Shane Owenby (1995)
- 21 Mike Lee (2001)
- 21 Wes Timmons (2001)
- 21 Wes Hobson (2008)
- 19 Chris Behne (2000)
- 19 Andrew Franco (2007)
- 19 David Rubinstein (2008)

Career

- 78 Wes Hobson (2007-10)
- 65 Isaac Harrow (2006-09)
- 61 David Rubinstein (2006-08)
- 61 Tyler Zupcic (2010-14)
- 53 Wes Timmons (1999-2001)
- 50 Tommy Green (1984-88)
- 48 Luke Little (1998-2001)
- 47 Chris Behne (1997-2000)
- 47 Chris Baker (2004-07)
- 47 Hector Crespo (2010-13)

TRIPLES**Single-Season**

- 7 Jaylin Davis (2014)
- 6 Randy Ingram (1976)
- 6 Randy Ingle (1979)
- 6 George Gaines (1981)
- 6 Pete Camelo (1982)
- 6 Scott McDaniel (1995)
- 6 Shane Sigmon (1998)
- 6 Tom Prosser (2007)
- 6 Jason Rook (2008)
- 6 Isaac Harrow (2009)
- 6 Preston Troutman (2014)

Career

- 14 Preston Troutman (2011-14)
- 12 Joey Moffitt (1977-80)
- 11 Randy Ingle (1977-79)
- 11 Shane Sigmon (1997-99)
- 11 Jaylin Davis (2013-pres.)
- 10 Randy Ingram (1975-78)
- 10 Tom Sams (1980-83)
- 9 Rusty Stroupe (1983-86)
- 9 Isaac Harrow (2006-09)
- 9 Wes Hobson (2007-10)
- 9 Hector Crespo (2010-13)

HOME RUNS**Single-Season**

- 17 Daniel Kassouf (2012)
- 16 Pete Camelo (1982)
- 16 Andre Crawford (1986)
- 15 Kenny Osborne (1997)
- 13 Marc Hodges (1985)
- 13 Jerod Faggart (2010)
- 12 Ron Brower (1977)
- 12 Ron Brower (1978)
- 12 Marc Hodges (1984)
- 12 Tony Welborn (1984)
- 12 Lawrence Sluder (1985)
- 12 Tony Welborn (1985)
- 12 Ed Dubiel (1986)
- 12 Brad Long (1986)
- 12 Isaac Harrow (2009)
- 12 Dillon Dobson (2015)

Career

- 33 Andre Crawford (1985-87)
- 32 Tony Welborn (1983-86)
- 31 Ron Brower (1976-78)
- 30 Wes Hobson (2007-10)
- 29 Dillon Dobson (2013-15)
- 28 Johnny McCraw (1989-93)
- 28 Jerod Faggart (2007-10)
- 27 Brad Long (1984-87)
- 27 Lawrence Sluder (1985-87)
- 26 Marc Hodges (1982-85)
- 26 Garrett Hinshaw (1987-90)
- 26 Isaac Harrow (2006-09)

RUNS BATTED IN**Single-Season**

- 75 Isaac Harrow (2009)
- 66 Daniel Kassouf (2012)
- 64 Tom Sams (1981)
- 63 Andrew Franco (2007)
- 61 Ed Dubiel (1986)
- 60 Isaac Harrow (2008)
- 60 Wes Hobson (2009)
- 56 Andre Crawford (1986)
- 56 Isaac Harrow (2007)
- 54 Wes Hobson (2010)

Career


- 201 Isaac Harrow (2006-09)
- 194 Wes Hobson (2007-10)
- 160 Tom Sams (1980-83)
- 154 David Towarnicky (2007-10)
- 153 Tommy Green (1984-88)
- 144 Chris Behne (1997-2000)
- 138 Ron Brower (1976-78)
- 135 Tony Welborn (1983-86)
- 131 Randy Ingram (1975-78)
- 127 Jeremy Dowdy (2009-12)




Chris Behne



Pete Camelo



Andre Crawford



Hector Crespo



Isaac Harrow

INDIVIDUAL RECORDS

RECORD BOOK

SLUGGING PERCENTAGE

Single-Season (Min. 75 AB)

1. .804 Pete Camelo (1982)
2. .776 Randy Ingle (1979)
3. .770 Joey Moffitt (1978)
4. .762 Andre Crawford (1987)
5. .752 Brad Long (1985)
6. .748 Isaac Harrow (2009)
7. .737 Steph Crater (1998)
8. .734 Tony Welborn (1984)
9. .731 Ron Brower (1978)
10. .725 Kenny Osborne (1997)

Career (Min. 200 AB)

1. .690 Tony Welborn (1983-86)
2. .680 Ed Dubiel (1986-87)
3. .653 Andre Crawford (1985-87)
4. .632 Randy Ingle (1977-79)
5. .624 Ron Brower (1976-78)
6. .614 Rodney Ewing (1968-69)
7. .599 Lawrence Sluder (1985-87)
8. .595 Randy Ingram (1976-78)
9. .593 Tom Sams (1980-83)
10. .592 Bob Billings (1968-70)

TOTAL BASES

Single-Season

1. 163 Isaac Harrow (2009)
2. 154 Wes Hobson (2010)
3. 148 Daniel Kassouf (2012)
4. 147 Wes Hobson (2009)
5. 141 Rand Smith (2009)
6. 138 Chris Behne (2000)
- 138 David Rubinstein (2007)
8. 137 Kenny Osborne (1997)
9. 129 Andrew Franco (2007)
10. 127 Isaac Harrow (2007)
- 127 Trey Holmes (2011)

Career

1. 504 Wes Hobson (2007-10)
2. 421 Isaac Harrow (2006-09)
3. 377 Tommy Green (1984-88)
4. 375 Tyler Zupcic (2010-14)
5. 362 Chris Behne (1997-2000)
6. 344 Chris Baker (2004-07)
7. 341 David Rubinstein (2006-08)
8. 336 Tom Sams (1980-83)
9. 328 David Towarnicky (2007-10)
10. 316 Wes Timmons (1999-2001)

BASES ON BALLS

Single-Season

1. 50 Lawrence Sluder (1985)
2. 47 Jerod Faggart (2010)
3. 46 Ron Hodges (1971)
4. 45 Hector Crespo (2012)
5. 43 Steve Hollins (1989)
- 43 Lawrence Sluder (1986)
7. 42 Ed Dubiel (1986)
- 42 Pete Camelo (1982)
- 42 Jason Altenhof (2008)
10. 41 Michael Pierson (2015)

Career

1. 134 Jerod Faggart (2007-10)
2. 124 Hector Crespo (2010-13)
2. 123 Lawrence Sluder (1985-87)
3. 111 Joe Mengele (1981-84)
4. 105 David Towarnicky (2007-10)
6. 98 Isaac Harrow (2006-09)
7. 95 Scott Waugh (1988-91)
- 95 Wes Hobson (2007-10)
9. 94 Tyler Zupcic (2010-14)
10. 91 Preston Troutman (2011-14)

STRIKEOUTS

Single-Season

1. 73 Conner Leonard (2017)
2. 59 Jaylin Davis (2013)
3. 57 Tim Johnson (2003)
- 57 Zack Briggs (2011)
5. 52 Jerod Faggart (2010)
6. 50 Randy DeBruhl (1993)
- 50 Tim Johnson (2002)
- 50 Drake Zupcic (2017)
9. 49 Dillon Dobson (2013)
- 49 Luke Little (2000)
- 49 Shane Owenby (1994)

Career

1. 168 Jerod Faggart (2007-10)
2. 143 Hector Crespo (2010-13)
3. 132 Shane Owenby (1993-96)
- 132 Joey Robinson (2003-06)
5. 127 Dillon Dobson (2013-15)
6. 122 Luke Little (1998-2001)
- 122 Noah Holmes (2011-15)
8. 121 Randy DeBruhl (1991-93)
9. 119 Garrett Hinshaw (1987-90)
10. 118 Preston Troutman (2011-14)

STOLEN BASES

Single-Season

1. 34 Mike Ramsey (1974)
2. 31 Hector Crespo (2010)
3. 30 Hector Crespo (2012)
4. 29 Will Shellman (1993)
5. 27 William Head (2013)
6. 24 George Gaines (1981)
- 24 Will Shellman (1994)
8. 23 Tom Doss (1969)
- 23 Chris Plemmons (1978)
- 23 Will Shellman (1992)
- 23 Will Callaway (2012)

Career

1. 101 Hector Crespo (2010-13)
2. 85 Will Shellman (1991-94)
3. 64 Mike Ramsey (1973-75)
4. 57 Chris Plemmons (1976-78)
5. 45 Tom Doss (1967-70)
- 45 Tyler Zupcic (2010-14)
7. 44 Will Callaway (2011-13)
- 44 Joe Mengele (1981-84)
9. 42 Scott McDaniel (1991-95)
10. 40 John Key (1988-91)
- 40 Scott Waugh (1988-91)

PITCHING

APPEARANCES

Single-Season

1. 35 Josh Fish (2006)
2. 34 Josh Fish (2005)
3. 33 Stephen Fisher (1997)
- 33 Chris Patterson (2009)
- 33 Will Helms (2011)
6. 31 Nick Daniels (2009)
- 31 Zach Quate (2009)
- 31 David Port (2012)
9. 30 Brandon Graves (2007)
- 30 Adam Mills (2008)
- 30 Will Helms (2010)
- 30 Taylor Miller (2010)

Career

1. 100 Zach Quate (2006-09)
2. 95 Will Helms (2009-12)
3. 94 David Port (2009-12)
4. 93 Matt Wood (1999-2001)
5. 89 Taylor Miller (2008-11)
6. 78 Jonathan Reeder (2003-07)
- 78 Chris Patterson (2007-10)
8. 75 Garrett Sherrill (2006-08)
9. 74 Tyler Moore (2009-14)
10. 71 Adam Mills (2005-08)

STARTS

Single-Season

1. 16 Gary Armstrong (1995)
- 16 Jason Rook (2007)
- 16 Ryan Arrowood (2012)
- 16 Seth Grant (2012)
- 16 Rob Marcello (2012)
6. 15 Tyler Moore (2014)
- 15 Jamie Nunn (2013)
- 15 Len Stratton (1986)
- 15 Scott Clark (2004)
- 15 Scott Clark (2005)
- 15 Jonathan Reeder (2005)
- 15 Jason Rook (2006)
- 15 Matt Andress (2010)
- 15 Ryan Arrowood (2011)

Career

1. 56 Matt Andress (2007-10)
2. 52 Ryan Arrowood (2009-12)
3. 43 Scott Clark (2003-06)
- 43 Jeffrey Springs (2012-15)
5. 42 Kevin Simmons (1983-86)
6. 40 Seth Grant (2009-12)
7. 39 Jonathan Reeder (2003-07)
- 39 Aubrey Edens (2006-09)
9. 38 Rodney Lemonds (1997-2001)
- 38 Gary Armstrong (1993-96)

COMPLETE GAMES

Single-Season

1. 9 Jim Blankenship (1974)
2. 8 Steve Anspaugh (1973)
- 8 Kirk Bailey (1982)
4. 7 Chick Cromer (1969)
- 7 Jon Dolecki (1969)
6. 6 Steve Anspaugh (1974)
- 6 David Farmer (1977)
- 6 Terry Wentzel (1979)
- 6 Steve Sacco (1980)
- 6 Norm Vest (1996)

Career


1. 14 Steve Anspaugh (1973-74)
2. 13 Jim Blankenship (1971-74)
- 13 David Farmer (1976-78, 80)
4. 12 Russ Warfield (1981-84)
5. 11 Jon Dolecki (1967-70)
- 11 Terry Wentzel (1976-79)
- 11 Kirk Bailey (1981-82)
- 11 Richard Bosley (1982-85)
9. 10 Chick Cromer (1968-69)
- 10 Steve Sacco (1978-80)



Randy Ingle



Wes Hobson



Tony Welborn



Tyler Zupcic



Matt Andress

**INNINGS PITCHED****Single-Season**

- 103.0 Tyler Moore (2014)
- 100.2 Seth Grant (2012)
- 99.1 Ryan Arrowood (2012)
- 97.2 Jamie Nunn (2013)
- 96.1 Garrett Sherrill (2006)
- 95.2 Rodney Lemonds (2000)
- 95.2 Tyson Blocker (2001)
- 95.2 Taylor Thurber (2015)
- 94.1 Ryan Arrowood (2011)
- 93.1 Jim Blankenship (1974)

Career

- 316.0 Matt Andress (2007-10)
- 298.2 Ryan Arrowood (2009-12)
- 257.1 Jonathan Reeder (2003-07)
- 249.0 Scott Clark (2003-06)
- 248.1 Kevin Simmons (1983-86)
- 245.0 Seth Grant (2009-12)
- 243.1 Jeffrey Springs (2012-15)
- 240.0 Aubrey Edens (2006-09)
- 239.1 Rodney Lemonds (1997-2001)
- 227.2 Russ Warfield (1981-84)

EARNED RUN AVERAGE**Single-Season (Min. 50 IP)**

- 0.58 Jon Dolecki (1969)
- 0.88 Steve Anspaugh (1973)
- 1.07 Pete Hardee (1984)
- 1.09 Chick Cromer (1969)
- 1.25 Kirk Bailey (1982)
- 1.33 Gary Laws (1969)
- 1.74 Jim Blankenship, (1974)
- 1.82 Chick Cromer (1968)
- 1.83 Rocki Pitman (1971)
- 1.88 Steve Sacco (1980)

Career (Min. 150 IP)

- 1.44 Chick Cromer (1968-69)
- 1.82 Steve Anspaugh (1973-74)
- 1.86 Jim Blankenship (1971-74)
- 1.86 Pete Hardee (1982-84)
- 2.07 Gary Laws (1969-70)
- 2.11 Warren Garrett (1969-71)
- 2.29 Jon Dolecki (1967-70)
- 2.47 Kirk Bailey (1981-82)
- 2.60 Mike Ellis (1974-77)
- 2.84 Ed Curlee (1967-68)

WINS**Single-Season**

- 12 Pete Hardee (1984)
- 11 Ryan Arrowood (2012)
- 10 John Monczynski (1974)
- 10 Garrett Sherrill (2007)
- 9 Chick Cromer (1969)
- 9 Lenny Stratton (1986)
- 9 Matt Andress (2010)
- 9 Jamie Nunn (2013)
- 9 Tyler Moore (2014)
- 8 Rocki Pitman (1971)
- 8 Steve Anspaugh (1973)
- 8 Kirk Bailey (1982)
- 8 Richard Bosley (1985)
- 8 Kevin Simmons (1985)
- 8 Kevin Simmons (1986)
- 8 Pete Palmer (1989)
- 8 Matt Andress (2008)
- 8 Ryan Arrowood (2010)
- 8 Ryan Arrowood (2011)

Career

- 28 Ryan Arrowood (2009-12)
- 26 Matt Andress (2007-10)
- 25 Kevin Simmons (1983-86)
- 22 Lenny Stratton (1985-87)
- 21 Pete Hardee (1982-84)
- 20 Russ Warfield (1981-84)
- 18 Richard Bosley (1982-85)
- 18 Garrett Sherrill (2006-08)
- 18 Jamie Nunn (2012-pres.)
- 16 John Monczynski (1973-76)
- 16 David Farmer (1976-78)
- 16 Jason Crews (1994-96)

LOSSES**Single-Season**

- 12 Ben Hager (2000)
- 11 Nick Peterson (2003)
- 10 Kyle Shipleette (2002)
- 10 Jonathan Reeder (2005)
- 9 Andy Cheek (1999)
- 9 Jason Howell (1999)
- 9 Brian Chapman (2002)
- 9 Nick Peterson (2004)
- 9 Scott Clark (2005)
- 9 Seth Grant (2011)
- 9 Taylor Thurber (2015)

Career

- 27 Scott Clark (2003-06)
- 25 Jonathan Reeder (2003-07)
- 20 Rodney Lemonds (1997-2001)
- 20 Nick Peterson (2003-04)
- 20 Taylor Craig (2002-05)
- 18 Andy Cheek (1997-99)
- 18 Matt Andress (2007-10)
- 18 Taylor Thurber (2012-15)
- 17 Jason Howell (1998-2000)
- 17 Gary Armstrong (1993-96)
- 17 Gary Davis (1991-94)
- 17 Jason Rook (2006-08)

SAVES**Single-Season**

- 16 Nathan Hyatt (2012)
- 13 Chris Patterson (2010)
- 12 Taylor Miller (2011)
- 11 Zach Quate (2009)
- 8 Matt Wood (2001)
- 8 Matt Wood (2002)
- 6 Reggie Black (1981)
- 6 Dan Norman (1989)
- 6 Stephen Fisher (1997)
- 6 Garrett Sherrill (2007)
- 6 Garrett Sherrill (2008)

Career

- 18 Matt Wood (1999-2001)
- 16 Nathan Hyatt (2010-12)
- 15 Chris Patterson (2007-10)
- 14 Garrett Sherrill (2006-08)
- 14 Taylor Miller (2008-11)
- 11 Zach Quate (2006-09)
- 10 Dan Norman (1986-89)
- 8 Steve Sacco (1978-80)
- 7 Reggie Black (1980-81)
- 7 Kevin Simmons (1983-86)

STRIKEOUTS**Single-Season**

- 93 Ryan Arrowood (2012)
- 90 Lenny Stratton (1986)
- 83 Ryan Arrowood (2011)
- 82 Matt Andress (2010)
- 81 Jason Rook (2007)
- 79 Kirk Bailey (1981)
- 79 Colin Schmid (2017)
- 78 Chick Cromer (1969)
- 78 Richard Bosley (1985)
- 77 Jamie Nunn (2013)
- 76 Kevin Simmons (1985)
- 76 Scott Clark (2004)
- 76 Jeffrey Springs (2014)

Career

- 252 Ryan Arrowood (2009-12)
- 248 Matt Andress (2007-10)
- 222 Kevin Simmons (1983-86)
- 215 Jeffrey Springs (2012-15)
- 213 Lenny Stratton (1985-87)
- 205 Jason Rook (2006-08)
- 189 Scott Clark (2003-06)
- 180 Aubrey Edens (2006-09)
- 180 Seth Grant (2009-12)
- 173 Garrett Sherrill (2006-08)

BASES ON BALLS**Single-Season**

- 71 Brian Chapman (2002)
- 58 Nick Peterson (2003)
- 57 Todd Welborn (1985)
- 57 Gary Armstrong (1995)
- 56 Nathan Hyatt (2011)
- 55 Kevin Simmons (1985)
- 55 Norm Vest (1997)
- 55 Nick Peterson (2004)
- 54 Andy Cheek (1999)
- 54 Jason Rook (2006)

Career

- 166 Kevin Simmons (1984-86)
- 145 Scott Clark (2003-06)
- 137 Gary Armstrong (1993-96)
- 130 Taylor Craig (2002-05)
- 128 Matt Andress (2007-10)
- 126 Jason Rook (2006-08)
- 126 Jeffrey Springs (2012-15)
- 123 Andy Cheek (1997-99)
- 122 Rodney Lemonds (1997-2001)
- 114 Lenny Stratton (1985-87)

MISCELLANEOUS**GAMES PLAYED****Single-Season**


- 60 Zack Briggs (2011)
- 60 Trey Holmes (2011)
- 59 Jason Altenhof (2007)
- 59 David Rubinstein (2007)
- 59 Jason Altenhof (2008)
- 59 Isaac Harrow (2008)
- 59 Wes Hobson (2008)
- 59 Will Callaway (2012)
- 59 Hector Crespo (2012)
- 59 Daniel Kassouf (2012)
- 59 Tyler Tewell (2012)

Career

- 225 Hector Crespo (2010-13)
- 217 Tyler Zupcic (2010-14)
- 209 David Towarnicky (2007-10)
- 207 Preston Troutman (2011-14)
- 206 Wes Hobson (2007-10)
- 203 Jeremy Dowdy (2009-12)
- 199 Isaac Harrow (2006-09)
- 197 Chris Baker (2004-07)
- 186 Chris Behne (1997-2000)
- 185 Jerod Faggart (2007-10)




Ryan Arrowood



Pete Hardee



Nathan Hyatt



Kevin Simmons



Matt Wood

TEAM RECORDS

RECORD BOOK

SINGLE-SEASON

WINS

1.	41	2012
2.	40	1986
3.	38	2010
4.	35	1981
	35	1984
	35	1985
7.	33	1983
	33	2007
	33	2009
	33	2011

LOSSES

1.	43	2004
2.	42	2005
3.	38	1999
	38	2000
5.	36	2003
	36	2015
	36	2016
	36	2017
9.	34	1992
	34	2002
	34	2014

BATTING AVERAGE

1.	.353	1978
2.	.350	1981
3.	.339	1988
4.	.335	1986
5.	.329	2007
6.	.328	1985
7.	.323	1983
8.	.317	1977
9.	.316	1984
10.	.315	2008

RUNS

1.	483	2007
2.	478	1986
	478	2008
4.	432	2010
5.	421	2009
6.	417	2012
7.	402	1985
8.	388	1981
9.	367	1999
10.	355	2006

HITS

1.	707	2007
2.	669	2008
3.	625	2012
4.	615	2010
5.	609	2009
6.	582	1986
7.	571	2006
8.	569	2011
9.	551	2001
10.	542	1999

DOUBLES

1.	168	2007
2.	136	2006
3.	134	2012
4.	130	2001
5.	127	2009
6.	120	2010
7.	119	1999
8.	117	2008
9.	114	2002
10.	105	2011

TRIPLES

1.	29	1981
2.	25	2007
3.	23	1979
	23	1976
5.	21	2014
6.	20	2009
	20	2012
8.	19	1978
9.	18	1983
10.	17	2013
	17	1977

HOME RUNS

1.	90	1986
2.	82	1985
3.	69	2008
4.	62	2009
5.	59	1997
	59	2010
7.	52	1989
8.	50	1999
9.	49	1998
10.	45	2006

SLUGGING PERCENTAGE

1.	.584	1978
2.	.565	1985
3.	.558	1986
4.	.523	1981
5.	.502	1988
6.	.501	1989
7.	.493	2009
8.	.492	1998
9.	.489	2007
10.	.485	1977

ON-BASE PERCENTAGE

1.	.447	1978
2.	.436	1981
3.	.423	1986
4.	.417	1970
5.	.414	1982
	.414	1985
	.414	2007
8.	.413	1977
9.	.408	1989
10.	.408	1988
	.408	1996

STOLEN BASES

1.	137	1974
2.	107	2010
3.	100	2013
4.	94	2012
5.	93	1981
6.	89	2011
7.	84	1976
8.	75	1993
9.	69	2007
10.	68	1992
	68	1999

EARNED RUN AVERAGE

1.	2.75	1982
2.	2.78	1984
3.	3.02	1967
4.	3.12	1974
5.	3.25	1980
6.	3.55	1976
7.	3.65	1981
8.	4.13	1985
9.	4.17	1978
10.	4.19	1977

OPPONENTS' BATTING AVERAGE

1.	.210	1982
2.	.241	1977
3.	.242	1976
4.	.245	1980
5.	.245	1981

STRIKEOUTS

1.	446	2008
2.	435	2010
3.	415	2011
4.	414	2009
5.	411	2017
6.	409	2012
7.	398	2007
8.	369	2013
9.	362	2015
10.	347	2014
11.	336	1985

SAVES

1.	19	1981
2.	18	2012
3.	15	2009
	15	2010
5.	12	2008
	12	2011
7.	11	1985
	11	1984
9.	10	2013
	10	2006
	10	2002
	10	2001

FIELDING PERCENTAGE

1.	.972	2008
2.	.970	2013
	.970	2011
4.	.968	2012
5.	.967	2006
	.967	2010
	.967	2017
8.	.966	2009
9.	.962	2007
	.962	2014
10.	.961	1989

SINGLE-GAME

At-Bats	58	(at Elon, 5/1/2008)
Hits	29	(at Elon, 5/1/2008)
Runs	26	(at Elon, 5/1/2008)
Doubles	11	(vs. VMI, 4/14/1985)
Home Runs	8	(vs. Davidson, 4/20/1997)
RBI	25	(vs. VMI, 4/14/1985)
Total Bases	46	(vs. Wake Forest, 3/18/2008)
Walks (Offensive)	16	(at Morris Brown, 3/19/1978)
Strikeouts (Offensive)	21	(at The Citadel, 4/12/1997)
Left on Base (Offensive)	18	(at Elon, 5/1/2008)
Runs Allowed	29	(vs. Elon, 5/20/2005)
Hits Allowed	25	(3X, last vs. South Alabama, 5/13/2017)
Strikeouts (Pitching)	19	(at Davidson, 4/21/2011)
Walks (Pitching)	15	(4X, last at Georgia Tech, 3/8/1989)
Wild Pitches	9	(vs. Elon, 3/16/2007)
Hit Batters	8	(vs. Georgia Southern, 5/7/2005)
Double Plays Turned	5	(2X, last vs. Duke, 3/7/2012)

SMITH STADIUM RECORDS

First Game	April 10, 2007	(App State 6, Gardner-Webb 1)
Ceremonial First Pitch	Appalachian State A.D. Charlie Cobb	
Official First Pitch	Appalachian State's Jonathan Reeder	(to GWU's Joey Testa at 3:03 p.m. — strike)
First Hit	Appalachian State's David Rubinstein	(triple down RF line off GWU's Taylor Brooks — bottom 1st)
First Run	GWU's Justin Lloyd	(driven in on a double by Jamall Kinard — top 3rd)
First Appalachian State Run	Jason Altenhof	(driven in on a single by Rubinstein — bottom 3rd)
First Home Run	Appalachian State's Andrew Franco	(three-run to RF off GWU's Webster Beal — bottom 7th)
First Night Game	April 13, 2007	(The Citadel 17, App State 0) (game two of DH — 6:09 p.m. first pitch)
Runs By App	23	(App State vs. UNC Asheville, 4/1/2008)
Runs by Opp	25	(South Alabama vs. App State, 5/13/2017)
Hits	27	(App State vs. Wake Forest, 3/18/2008)
RBI	22	(App State vs. UNC Asheville, 4/1/2008)
	22	(South Alabama vs. App State, 5/13/2017)
Doubles	8	(UL Monroe vs. App State, 3/22/2015)
	7	(2X, most recently App State vs. Elon, 3/13/2011)
Triples	3	(3X, most recently App State vs. Davidson, 3/9/2012); opp.: 3X, most recently Elon vs. App State, 3/12/2011)
Home Runs	6	(2X, most recently UL-L vs. App State, 5/2/2015)
	5	(vs. UNCA, 4/24/2007; vs. UNCG, 3/22/2008)
Total Bases	46	(App State vs. Wake Forest, 3/18/2008)
Stolen Bases	9	(App State vs. Furman, 5/22/2010)
Walks (Offensive)	14	(App State vs. N.C. A&T, 4/27/2011)
Strikeouts (Pitching)	16	(App State vs. Davidson, 4/9/2010)
Double Plays Turned	5	(App State vs. Duke, 3/7/2012); opp.: Ga. Southern vs. App State, 5/21/2011)
Errors	6	(App Stats vs. UTA, 4/7/2017)
Attendance	1,116	(vs. Georgia Southern, 4/16/2013)

ALL-AMERICA

1968	Rodney Ewing
1969	Bob Billings
	Rodney Ewing
	Chick Cromer
	Jon Dolecki
1970	Bob Billings
	Ron Hodges
	Warren Garrett
1971	Ron Hodges
1975	Mike Ramsey
1979	Randy Ingle (first-team)
1982	Kirk Bailey
1984	Pete Hardee
1988	Darron Healey
2007	David Rubinstein
2009	Zach Quate
	Isaac Harrow (honorable mention)
2010	Wes Hobson
2012	Daniel Kassouf (first-team)

FRESHMAN ALL-AMERICA

2010	Hector Crespo
2012	Jamie Nunn
2013	Jaylin Davis
2016	Tanner Mann-Fix

ACADEMIC ALL-AMERICA

1984	Jamie Harris
2009	David Towarnicky
2010	David Towarnicky

ALL-REGION

1973	Mike Ramsey
	Steve Anspaugh
1974	Mike Ramsey
	Butch Dzaidul
1975	Mike Ramsey
1976	Randy Ingram
1977	Ron Brower
	Chris Plemmons
	Randy Ingram
1978	Chris Plemmons
	Joey Moffitt
	Randy Ingram
	Ron Brower
1979	Randy Ingle
1980	Joey Moffitt
	Mike Hobbs
1981	Tom Sams
	Robbie Peele
1982	Kirk Bailey
1983	Robin Peele
1984	Pete Hardee
	Tony Welborn
1986	Lenny Stratton
1988	Darron Healey
1989	Garrett Hinshaw
2009	Isaac Harrow
	Zach Quate
2010	Wes Hobson
	Chris Patterson
2012	Daniel Kassouf
	Ryan Arrowood
	Will Callaway
	Tyler Tewell
2013	Hector Crespo

ALL-STATE

2007	David Rubinstein
2009	Isaac Harrow
	Rand Smith
2015	Taylor Thurber
	Dillon Dobson
	Michael Pierson

NCAA REGIONAL ALL-TOURNAMENT

1973	Mike Ramsey
1984	Pete Hardee
2012	Ryan Arrowood
	Brandon Burris
	Trey Holmes
	Preston Troutman

NAIA WORLD SERIES ALL-TOURNAMENT

1969	Bob Billings
1971	Ron Hodges
1973	Mike Ramsey
	Steve Anspaugh
	Butch Dzaidul
	Robbie Williams

ALL-SOUTHERN CONFERENCE

1974	Mike Ramsey
	Steve Anspaugh
	Butch Dzaidul
1975	Mike Ramsey
	Randy Ingram
1976	Randy Ingram
	Chris Plemmons
	Malcom McLean
	Mike Ellis
1977	Randy Ingram
	Chris Plemmons
	Ron Brower
	Randy Ingle
1978	Randy Ingram
	Ron Brewer
	Joey Moffitt
	Chris Plemmons
	Randy Ingle
	Robin Cline
	Mike Poteat
	Jim Armstrong
1979	Randy Ingle
	Mike Hobbs
	Joey Moffitt
1980	Mike Hobbs
1981	Tom Sams
	Robin Peele
	John Barlowe
1982	Kirk Bailey
	Pete Camelo
1983	Robbie Peele
1984	Tony Welborn
	Jamie Harris
	Pete Hardee
	Kent Alexander
	Marc Hodges
	Brad Long
	Kevin Simmons
1985	Marc Hodges
	Richard Bosley
	Brad Long
	Lawrence Sluder

	Tony Welborn
	Lee James
1986	Lenny Stratton
	Kevin Simmons
	Brad Long
	Andre Crawford
	Ed Bubiell
1987	Brad Long
	Ed Bubiell
	Lenny Stratton
	Lawrence Sluder
	Tommy Green
	Andre Crawford
1988	Darron Healey
	Keith Nail
	Tommy Green
	Rick Tuttle
	Stacey Schneider
1989	Pete Palmer
	Steve Hollins
	Gary Chandler
	Garrett Hinshaw
	Scott Waugh
	Brad Neithammer
	Johnny McCraw
1990	Scott Waugh
	Doug Jones
1991	Scott Waugh
	Jonny McCraw
1992	Randy DeBruhl
1994	Will Shellman
	Doug Young
1995	Shane Owenby
	Brent Payton
1996	Scott Garrett
	Scott Musgrave
	Chris Rodriguez
1997	Kenny Osbourne
1998	Stephen Crater
	Mike Berrier
	Chris Behne
2000	Wes Timmons
	Wes Timmons
2001	David Rubinstein
2007	Jason Altenhof
	Jason Altenhof
2008	Matt Andress
	David Rubinstein
	Zach Quate
2009	Wes Hobson
	Rand Smith
	Isaac Harrow
2010	Wes Hobson
	Chris Patterson
	Jerod Faggart
2011	Ryan Arrowood
	Jack Myers
2012	Ryan Arrowood
	Will Callaway
	Daniel Kassouf
	Hector Crespo
	Tyler Tewell
2013	Tyler Zupcic
	Hector Crespo
	Jamie Nun
	Will Callaway
2014	Dillon Dobson
	Michael Pierson

ALL-SUN BELT CONFERENCE

2015	Taylor Thurber
	Dillon Dobson
2016	Matt Vernon

SOUTHERN CONFERENCE ALL-FRESHMAN

2011	Preston Troutman
2012	Brandon Burris
	Jamie Nunn
2013	Jaylin Davis
	Dillon Dobson
2014	Matt Brill
	Dallas DeVrieze
	Tyler Stroup

SoCon PLAYER OF THE YEAR

1974	Mike Ramsey
1979	Randy Ingle
1984	Tony Welborn
1986	Lenny Stratton
1989	Scott Waugh

SoCon PITCHER OF THE YEAR

1989	Pete Palmer
2012	Ryan Arrowood

SoCon COACH OF THE YEAR

1973	Frank Lovrich
1984	Jim Morris
2012	Chris Pollard

SoCon FRESHMAN OF THE YEAR

1988	Scott Waugh
1989	Johnny McCraw
1993	Kenny Osbourne
2013	Jaylin Davis

SoCon REGULAR-SEASON CHAMPIONSHIPS

1973, 1984*, 1985*, 1986*, 1987*, 2012
*North Division

SoCon TOURNAMENT CHAMPIONSHIPS

1984

SoCon ALL-TOURNAMENT

1984	Rusty Weaver
1990	Brad Neithammer
	Doug Jones
1991	Scott Waugh
	John Key
2000	Chris Behne
2007	Andrew Franco
2009	David Towarnicky
2010	Chris Alessandria
	Hector Crespo
	Wes Hobson
2011	Seth Grant
	Tyler Zupcic
2013	Hector Crespo
2014	Michael Pierson
	Jeffrey Springs

SoCon TOURNAMENT MVP

1984	Rusty Weaver
------	--------------

RETIRED JERSEYS**NO. 41 JIM MORRIS****RETIRED OCTOBER 11, 1998**

Jim Morris served as Appalachian State's head coach from 1974-98, compiling a 611-475-1 overall record in his 25 seasons at the helm.

He led the Mountaineers to four-consecutive Southern Conference championships (1984-87) and two of ASU's three all-time NCAA post-season appearances in 1984 and '86.

His 1984 squad led the nation in regular-season winning percentage (35-5) and the '86 Apps were the first team in SoCon history to earn an at-large bid to the NCAA Regionals.

During his 25-year tenure, Morris coached six all-Americans, five SoCon Players of the Year, one SoCon Pitcher of the Year and three SoCon Freshmen of the Year and was named the 1984 SoCon Coach of the Year.

Morris served as a color analyst for Appalachian State baseball broadcasts on the Appalachian IMG Sports Network from 2009-14.



Jim Morris won 611 games as ASU's head coach from 1974-98.

NO. 12 RANDY INGLE**RETIRED OCTOBER 25, 2008**

Appalachian State's all-time leader in career batting average, Randy Ingle hit .404 for the Mountaineers from 1977-79. He also ranks second in ASU history with 11 career triples and fourth in career slugging percentage (.632) and batted an ASU and SoCon-record .477 in 1979, en route to all-SoCon, SoCon Player of the Year, all-region and first-team all-America accolades. He earned all-conference honors in each of his three collegiate seasons.

After being selected in the 14th round of the 1979 Major League Baseball Draft by the Atlanta Braves, he played in the Braves' farm system from 1979-1987.

He has spent the last 31 seasons as a coach in the Braves' organization, including 25 as a manager. He is currently in the second year of his third stint as manager of the Class-A Rome Braves. Ingle was named Southern League Manager of the Year in 1997 after leading the Greenville Braves to the Southern League championship and also managed the Pulaski Braves to the 1991 Appalachian League title. Ingle won his 1,000th game as a manager on May 7, 2009.



Appalachian State's all-time leader with a .404 batting average, Randy Ingle spent the last 31 years as a coach in the Atlanta Braves organization.