

APP STATE

NEW ORLEANS BOWL GUIDE



DECEMBER 15, 2018 | 8 P.M. CT | NEW ORLEANS, LA.

2018 SUN BELT CHAMPIONS



With senior captain **MyQuon Stout** hoisting the trophy and **Darrynton Evans** receiving the MVP belt following a Sun Belt Championship Game victory in which quarterback **Zac Thomas** (right) rushed for two touchdowns, Appalachian State secured its third straight conference title. The Mountaineers will attempt to improve on their perfect postseason record after a 34-0 shutout of Toledo in the 2017 Dollar General Bowl gave them a 3-0 bowl mark.



SUN BELT CONFERENCE CHAMPIONS

2016 2017 2018

BOWL CHAMPIONS

2015 2016 2017



APP STATE FOOTBALL

- 3** NATIONAL CHAMPIONSHIPS
- 3** CONSECUTIVE CONFERENCE TITLES
- 4** COLLEGE FOOTBALL HALL OF FAMERS
- 6** ACADEMIC ALL-AMERICA SELECTIONS
- 8** NATIONAL STATISTICAL CHAMPIONS
- 8** ALUMS ON ACTIVE NFL ROSTERS IN 2018
- 21** TOTAL CONFERENCE TITLES
- 28** PROFESSIONAL DRAFT PICKS

APPSTATESPORTS.COM

@APPSTATESPORTS
@APPSTATE_FB

@APPSTATESPORTS
@APPSTATEFOOTBALL

@APPSTATESPORTS
@APPSTATE_FB

#APPSTATE
#MAKEANIMPACT

#10STRONG
#RQ2K18

2016, 2017, 2018 SUN BELT CONFERENCE CHAMPIONS | 2015 CAMELLIA BOWL CHAMPS | 2016 CAMELLIA BOWL CHAMPS | 2017 DOLLAR GENERAL BOWL CHAMPS
2005, 2006, 2007 FCS NATIONAL CHAMPIONS | 12-TIME SOUTHERN CONFERENCE CHAMPS (1986-2012) | 6-TIME NORTH STATE CHAMPS (1931-56)



Jason Benetti, Play-by-Play
Kelly Stouffer, Analyst
Olivia Dekker, Reporter



APP STATE IMG NETWORK

Adam Witten, Play-by-Play
Simms McElfresh, Analyst
Molly Cotten, Sideline

Radio affiliates: 97.3 FM (North Wilkesboro) - FLAGSHIP,
96.5 FM/1450 AM (Boone), 1270 AM (Gastonia/Charlotte), 1150
AM (Rock Hill, SC/Charlotte), 101.5 FM/600 AM (Greensboro/
Winston-Salem/High Point), 107.7 FM/1450 AM (Hendersonville),
1350 AM (Asheville), 99.3 FM/96.5 FM (Raleigh)



Appalachian State
MOUNTAINEERS
(10-2) - Sun Belt champ

Interim Coach: Mark Ivey
App St. assistant: 7th year
App St. player: 1991-95

GAME 13

Date: Saturday, Dec. 15
Time: 9 p.m. ET (8 p.m. CT)
Network: ESPN
Location: Mercedes-Benz Superdome
Dec. 1 Championship Games:

App State: W, 30-19 vs. Louisiana

Middle Tennessee: L, 27-25 vs. UAB

Top 25 Voting:

Coaches: App State, 32 voting points

AP: App State, 19 voting points

Series: Middle Tennessee leads 2-1

Last Game: Middle Tenn., 35-10 (1992)



Middle Tennessee
BLUE RAIDERS
(8-5) - C-USA runner-up

Coach: Rick Stockstill
Career: 87-77/13th year
At MT: Same

APPALACHIAN STATE STATISTICAL LEADERS



PASSING

Zac Thomas | #12 | So. | Trussville, Ala.
2018: 144-for-230 passing, 1,862 yards, 18 TDs, 4 INTs



RECEIVING

Corey Sutton | #2 | So. | Cornelius, N.C.
2018: 36 catches, 695 yards, 8 TDs



SACKS

Jordan Fehr | #59 | Jr. | Charlotte, N.C.
2018: 5.5 sacks, 7.5 TFLs, 85 tackles, 1 FR, 2 PBUs



RUSHING

Darrynton Evans | #3 | So. | Oak Hill, Fla.
2018: 165 attempts, 1,079 yards, 7 TDs



TACKLES

Akeem Davis-Gaither | #24 | Jr. | Thomasville, N.C.
2018: 95 tackles, 8.5 TFLs, 1.0 sack, 7 PBUs, 2 FFs



INTERCEPTIONS

Desmond Franklin | #6 | Jr. | Inverness, Fla.
2018: 4 INTs, 133 INT return yards, 45 tackles, 4 PBUs

APP STATE STORYLINES

- After earning the first Top 25 ranking in program history on Oct. 21, winning the inaugural Sun Belt Championship Game and posting its third straight Sun Belt title, App State will appear in a bowl for the fourth time in four bowl-eligible seasons at the FBS level. It's the nation's only FBS program with a bowl win in each of its first three eligible seasons after the full transition.
- App State alum and assistant head coach **Mark Ivey** was named the team's interim head coach on Dec. 4 following the departure of **Scott Satterfield**, who had a 51-24 record as Appalachian's head coach from 2013-18. Ivey, 45, was a defensive lineman and linebacker for App State from 1991-95, and he's completing his seventh season on the Mountaineers' staff.
- A popular coach known for his development of scholarship and walk-on talent along App State's deep defensive line, **Ivey** was in his first season as the assistant head coach and his fifth working with the defensive line. He was the team's outside linebackers and special teams coach from 2012-13, after he led Barron Collier High School in Naples, Fla., to a 36-19 record with three district titles in his five seasons as its head coach from 2007-11. He was a high school head coach for 10 years, also performing well at Cypress Lakes (Fla.) from 2002-06.
- Since the 2015 season began, App State is tied for seventh nationally and first among Group of Five teams with 40 wins. The only FBS programs with more wins in that span are Alabama (54), Clemson (53), Ohio State (47), Oklahoma (46), Georgia (42) and Wisconsin (41). The only teams with at least three straight league titles are App State, Clemson (ACC) and Oklahoma (Big 12).
- App State's defense has allowed less than 20 points in all 10 wins this year, and discarding a non-offensive TD by Coastal Carolina, has given up 10.2 points per game in the 10 wins. The Mountaineers rank in the top 10 nationally in scoring defense (No. 6, 15.7 points), total defense (No. 6, 279.3 yards), passing defense (No. 3, 148.1 yards), passing efficiency defense (No. 2, 98.01), yards allowed per pass attempt (No. 2, 5.3), defensive three-and-out percentage (No. 3, 42.4), third-down conversion percentage (No. 5, 30.0) and first downs allowed (No. 4, 184).

	at #9/10 Penn State University Park, Pa.	Saturday, Sept. 1 L, 45-38 (OT) BTN
	at Charlotte Charlotte, N.C.	Saturday, Sept. 8 W, 45-9 ESPN+
	GARDNER-WEBB BOONE, N.C.	Saturday, Sept. 22 W, 72-7 ESPN+
	SOUTH ALABAMA* BOONE, N.C.	Saturday, Sept. 29 W, 52-7 ESPN+
	at Arkansas State* Jonesboro, Ark.	Tuesday, Oct. 9 W, 35-9 ESPN2
	LOUISIANA* BOONE, N.C.	Saturday, Oct. 20 W, 27-17 ESPN+
	at Georgia Southern* Statesboro, Ga.	Thursday, Oct. 25 L, 34-14 ESPNU
	at Coastal Carolina* Conway, S.C.	Saturday, Nov. 3 W, 23-7 ESPN+
	at Texas State* San Marcos, Texas	Saturday, Nov. 10 W, 38-7 ESPN3
	GEORGIA STATE* BOONE, N.C.	Saturday, Nov. 17 W, 45-17 ESPN+
	TROY* BOONE, N.C.	Saturday, Nov. 24 W, 21-10 ESPN+
	LOUISIANA BOONE, N.C.	Saturday, Dec. 1 W, 30-19 ESPN
	Middle Tennessee New Orleans Bowl	Saturday, Dec. 15 9 p.m. ET ESPN

APP STATE STRATEGIC COMMUNICATIONS

Joey Jones
Associate Athletics Director
Primary Football Contact
Email: jonesj7@appstate.edu
Cell phone: 828-964-7183



Bret Strelow
Communications Director
Secondary Football Contact
Email: strelowb@appstate.edu
Cell phone: 828-963-3069

Chase Colliton

Email: collitoncj@appstate.edu

Andrew Korba

Email: korbaam@appstate.edu

Katie Mathewson

Email: mathewsonkm@appstate.edu

Mail to Strategic Communications

PO Box 32116
Boone, NC 28608

Media attending practice are forbidden from reporting (e.g. tweeting, blogging, etc.) on anything until after post-practice interviews have been conducted. Videographers, photographers and reporters taking videos with their smart phones must shoot individual drills only and use tight shots with no formations revealed.

GENERAL SCHOOL INFORMATION

Name Appalachian State University
Location Boone, N.C.
Founded 1899
Enrollment 18,811
Conference Sun Belt
Affiliation Football Bowl Subdivision
Nickname Mountaineers
Colors Black and Gold
Mascot Yosef
Marching Band Marching Mountaineers
Chancellor Dr. Sheri N. Everts
Athletics Director Doug Gillin
Faculty Athletics Rep. Rene Salinas
Game Operations Director John Welch
Stadium Kidd Brewer
Capacity 30,000
Surface FieldTurf
Football Office Phone 828-262-2501
Ticket Office Phone 828-262-2079
Athletics Website appstatesports.com
Athletics Twitter @appstatesports
Football Twitter @AppState_FB
Athletics Instagram @appstatesports
Football Instagram @appstate_fb
Athletics Facebook facebook.com/appalachianstatemountaineers
Football Facebook facebook.com/AppStateFootball

APP STATE MEDIA SCHEDULE - R+L CARRIERS NEW ORLEANS BOWL WEEK

MONDAY	TUESDAY	WEDNESDAY	THURSDAY	FRIDAY	SATURDAY
• Practice closed in Boone (No interviews)	• Travel to New Orleans (No interviews)	• Practice open to media in Superdome (2-4 p.m. CT)	• Media press conference (11 a.m. CT in Superdome) • Practice open to media in Superdome (12-2 p.m. CT)	• Bowl Game Luncheon (11:30 a.m. CT) • Practice closed (No interviews)	• Kickoff at 8 p.m. CT

WHEN REFERENCING APPALACHIAN STATE,**PLEASE USE:**

- Appalachian State University
- Appalachian State
- Appalachian
- App State
- Mountaineers
- Apps
- Pronunciation: app-uh-LATCH-in

PLEASE DO NOT USE:

- ASU
- Appy State
- Appy

APPALACHIAN STATE OFFICIAL MARKS

Primary (Block A)



Secondary (Victory Yosef)

**BOWL TIDBITS****ESPN EXPOSURE**

App State will be appearing on ESPN, ESPN2 or ESPNU for the 33rd time. It will be making its 11th ESPN appearance, including its third straight bowl appearance with previous wins in 2015 (Camellia), 2016 (Camellia) and 2017 (Dollar General).

Year	Opponent	Score
1979	WCU	W, 35-27
Second ESPN college football game		
2006	Youngstown St.	W, 49-24
FCS Playoff Game		
2009	at Montana	L, 24-17
FCS Playoff Game		
2010	Villanova	L, 42-24
FCS Playoff Game		
2015	vs. Ohio	W, 31-29
Camellia Bowl in Montgomery, Ala.		
2016	Miami	L, 45-10
Debut for a Power 5 team in Boone		
2016	vs. Toledo	W, 31-28
Camellia Bowl in Montgomery, Ala.		
2017	at Georgia	L, 31-10
1.718 million viewed 2017 opener		
2017	vs. Toledo	W, 34-0
Dollar General Bowl in Mobile, Ala.		
2018	Louisiana	W, 30-19
Sun Belt Championship in Boone		

SUN BELT CONFERENCE**Standings**

East	League	Overall
Appalachian State	7-1	10-2
Troy	7-1	9-3
Georgia Southern	6-2	9-3
Coastal Carolina	2-6	5-7
Georgia State	1-7	2-10
West	League	Overall
Louisiana	5-3	7-6
Arkansas State	5-3	8-4
ULM	4-4	6-6
South Alabama	2-6	3-9
Texas State	1-7	2-10

Bowl schedule (Times ET)

Dec. 15 games
New Orleans, 9 p.m.
App St. (10-2) vs. Middle Tenn. (8-5)
Cure (Orlando), 1:30 p.m.
Louisiana (7-6) vs. Tulane (6-6)
Camellia (Montgomery), 5:30 p.m.
Ga. Southern (9-3) vs. E. Mich. (7-5)
Dec. 22 game
Dollar General (Mobile), 7 p.m.
Troy (9-3) vs. Buffalo (10-3)
Dec. 29 game
Arizona, 1:15 p.m.
Arkansas St. (8-4) vs. Nevada (7-5)

PROGRAM HISTORY

First Year 1928
Seasons 89th
All-Time Record 614-337-28
Conference Titles 21
North State Conference 6
Years 1931, '37, '39, '48, '50, '54
Southern Conference 12
Years 1986, '87, '91, '95, '99, '05, '06, '07, '08, '09, '10, '12
Sun Belt Conference 3
Years 2016, '17, '18
NCAA Bowl Games 4th
Years 2015, '16, '17, '18
Record 3-0
FCS Playoff Appearances 20
Years 1986, '87, '89, '91, '92, '94, '95, '98, '99, '00, '01, '02, '05, '06, '07, '08, '09, '10, '11, '12
FCS National Titles 3
Years 2005, '06, '07
NAIA Bowl Games 9
Record 3-6
Years 1937, '38, '48, '49, '50 (2), '54 (2), '55

APP STATE/MIDDLE TENN. SERIES

Year	Date	Site	Result
1974	Sept. 14	H	W, 18-7
1989	Nov. 25	A*	L, 24-21
1992	Nov. 28	A*	L, 35-10

* Denotes FCS playoffs

APP STATE IN THE NCAA RANKS

Team Category	#	FBS	SB
3rd down conv. % def.	31.2	10	1
4th down conv. % def.	30.0	5	1
Blocked kicks	6	4	1
Blocked punts	4	2	1
Def. 3-and-outs avg.	5.33	6	1
Def. 3-and-out %	42.4	3	1
Def. yards per pass att.	5.3	2	1
First downs allowed	184	4	1
Fumbles lost	4	6	2
Kickoff return avg.	29.18	2	1
Net punting	40.65	14	3
Pass efficiency defense	98.01	2	1
Passing yards allowed	148.1	3	1
Punt return defense	3.88	15	2
Punt returns	13.31	19	3
Red zone defense	81.5	47	3
Rushing defense	131.3	30	2
Rushing offense	241.0	15	2
Rushing yards per att.	5.72	11	1
Sacks allowed	18	25	T1
Sacks allowed per game	1.50	26	T1
Scoring defense	15.7	6	1
Scoring offense	36.7	20	1
Special teams TDs	4	T1	1
Tackles for loss allowed	4.92	22	1
Total defense	279.3	6	1
Total offense	429.6	42	3

Individual Category	#	FBS	SB
Zac Thomas			
Season-long QBR	79.3	12	1
Point responsibility	15.3	20	2
Yards per completion	12.93	37	1
Yards per pass attempt	8.1	30	T1
Passing efficiency	153.0	23	2
Rushing TDs by a QB	10	11	T2

Darrynton Evans			
All-purpose yards	136.25	14	2
Yards per carry	6.54	19	2
Rushing yards per game	89.9	38	2
Kickoff return TDs	1	6	1
Runs of at least 20 yards	15	4	1
Runs of at least 50 yards	5	3	1

Corey Sutton			
Receiving TDs	8	45	2
Yards per catch	19.31	15	1

Desmond Franklin			
Interceptions	4	13	1

Michael Rubino			
Touchbacks	45	23	2

Clayton Howell			
Net punting avg.	41.5	9	3

Steven Jones			
Blocked kicks	2	5	1

Tae Hayes			
Blocked kicks	2	5	1

Clifton Duck			
Punt return average	12.7	10	1

APP STATE STORYLINES (CONTINUED FROM PAGE 1)

- On Oct. 21, App State earned its first AP Top 25 ranking and became just the second Sun Belt team to be ranked in either poll. The No. 25 ranking was the latest accomplishment for a program that won three straight FCS national titles from 2005-07 and is 46-11 since starting 1-5 in its 2014 FBS debut.
- With 13 seniors on a roster that's 74.6 percent underclassmen, the Mountaineers are the nation's third-youngest team behind Illinois (76.5 percent underclassmen) and Coastal Carolina (76.0).
- App State's only other game in an NFL venue was a 37-3 win vs. Georgia State (Georgia Dome) in 2015.

DEFENSE

- Taking away Penn State's overtime TD and a defensive TD by Coastal Carolina, App State's defense has allowed 14.5 points every four quarters. It has given up 44 second-half points in its 10 wins and outscored its opponents 115-38 in the fourth quarter this year. The Mountaineers had second-half shutouts of Charlotte, Gardner-Webb, South Alabama, Arkansas State and Coastal Carolina.
- Among Sun Belt players from bowl-bound teams, App State has three of the league's top four tacklers in outside linebacker **Akeem Davis-Gaither** (No. 1, 7.9 per game), inside linebacker **Anthony Flory** (No. 2, 7.6) and inside linebacker **Jordan Fehr** (No. 4, 7.1). Outside linebacker **Noel Cook** is 10th at 6.3.
- With its "Legion of Boone" secondary, App State is No. 2 nationally with 71 INTs since the 2015 season began, behind only San Diego State's 72. Cornerbacks coached by **Bryan Brown**, who was promoted to defensive coordinator this year, had an FBS-high 30 picks from 2015-17, and junior **Clifton Duck** is tied for No. 1 with 12 INTs in the last three years. **Tae Hayes** recorded his eighth career INT on Dec. 1.
- Free safety **Desmond Franklin's** four interceptions are tied for the Sun Belt lead, strong safety **Josh Thomas** has made PFF College's National Defensive Team of the Week two times in the last five and senior safety **Austin Exford** is tied with **Duck** for fifth on the team at 48 tackles apiece. Franklin and Exford were All-Sun Belt first team by the PFF College site, which had Thomas on the second team.
- Mark Ivey** rotates nine players along the three-man defensive front, led by All-Sun Belt first-team choice **MyQuon Stout** at nose tackle. Ivey's work and instruction have helped walk-ons **Caleb Spurlin**, **E.J. Scott** and **George Blackstock** become productive members of the rotation.

OFFENSE

- Even though he didn't become App State's primary back until the fifth game, after **Jalin Moore** suffered a season-ending injury, **Darrynton Evans** has rushed for 1,037 yards to give App State a 1,000-yard back for the seventh straight year. The Sun Belt Championship Game MVP with 218 all-purpose yards averaged 112.6 rushing yards and 158.4 all-purpose yards a game vs. league foes.
- Sun Belt Offensive Player of the Year **Zac Thomas** led the league in QBR (No. 12 FBS, 79.3), yards per pass attempt (No. 30 FBS, 8.1) and yards per completion (No. 37 FBS, 12.93). With TD runs of 25 and 35 yards in the Sun Belt title game pushing his season total to 10 rushing TDs, the 11th-best mark among FBS QBs, he is 63-of-97 passing for 717 yards with 11 total TDs (seven passing) and no INTs since returning to the lineup four games ago. He missed all but three plays of App State's only league loss.
- Corey Sutton**, who has eight TD receptions, is No. 15 nationally at a league-best 19.3 yards per catch.
- With **Moore** and **Evans**, five App backs have a 100-yard game in their careers: **Marcus Williams Jr.** (twice last year, plus 103 at Coastal), **D'Andre Hicks** (150 this year) and **Daetrich Harrington** (118 last year). Nine months after ACL surgery, Harrington made his 2018 debut on Nov. 17.
- App State ranks No. 11 nationally at 5.72 yards per rush, No. 15 in rushing yards per game (241.0) and No. 25 in fewest sacks allowed (18) thanks to **Shawn Clark's** line, which had three All-Sun Belt picks.

SPECIAL TEAMS

- App State is among five teams with an FBS-leading four special teams TDs. Directed by assistant **Stu Holt**, App State's special teams have scored on **Darrynton Evans'** 100-yard kick return at Penn State, **Thomas Hennigan's** 59-yard punt return vs. Charlotte, **Steven Jones'** end-zone recovery of his own blocked punt vs. Gardner-Webb and **Clifton Duck's** 62-yard punt return vs. Gardner-Webb. Evans nearly got another touchdown with a 97-yard kickoff return to the 1 in the Sun Belt title game.
- App State is No. 2 nationally with six blocked kicks thanks to **Jones** (two punt blocks), **Tae Hayes** (two blocked field goals), **Demetrius Taylor** (one punt block) and **Caleb Spurlin** (one punt block).
- Clayton Howell** was named a Freshman All-American by The Athletic with a net punting average of 41.5 that ranks No. 9 nationally and No. 1 among FBS freshmen. He averages 43.2 yards overall per kick.



MARK IVEY

INTERIM HEAD COACH

APP STATE GRADUATE: 1996

APP STATE ASSISTANT: 2012-

Mark Ivey, who played at Appalachian State from 1991-95 and has been an assistant coach at his alma mater for seven seasons, was named interim head coach on Dec. 4.

Before the 2018 season, when he has helped the Mountaineers win the inaugural Sun Belt Championship Game and earn a bid to the R+L Carriers New Orleans Bowl, he was promoted to assistant head coach to go along with his duties as the defensive line coach. He coached outside linebackers for two seasons before becoming the defensive line coach in 2014.

In helping App State win its third straight league title, Ivey worked with a line that included All-Sun Belt first-team pick MyQuon Stout.

Ivey's talent development enabled three walk-ons to become regular contributors within a nine-man rotation, freeing up linebackers to make tackles in a defense that ranks in the top 10 nationally in points allowed per game (No. 6, 15.7 points), total defense (No. 6, 279.3 yards) and six other categories.

In 2017, App State's defense ranked 17th nationally with 38 sacks, including 9.5 from Tee Sims. Ivey's coaching helped Caleb Fuller develop from a freshman walk-on to a senior All-Sun Belt honoree whose 3.0 tackles for loss in the bowl shutout of Toledo included 1.5 sacks.

In his first three seasons as defensive line coach, Ivey's linemen combined for more than 52.5 sacks and 109 tackles for loss for a defense that led the Sun Belt in total defense and scoring defense in back-to-back seasons



Bowl Coaching Staff

Mark Ivey, Interim head coach
Shawn Clark, Co-offensive coordinator/OL
Dale Jones, Co-defensive coordinator/ILBs
Stu Holt, Running back/Special teams
Justin Watts, Wide receivers
Nic Cardwell, Tight ends
Greg Gasparato, Safeties
D.J. Smith, Outside linebackers
Anthony Shakir, Defensive line
David Stuckman, Cornerbacks
Pete Thomas, Quarterbacks

following a dominant defensive season in 2016. App allowed the fewest points in conference play of any FBS team in 2016, finishing in the top 10 nationally in scoring defense and the top 20 in both total defense and rushing defense.

In 2015, Ronald Blair flourished under Ivey's tutelage, ranking No. 1 in the Sun Belt for tackles for loss and winning the Sun Belt's Defensive Player of the Year award. He was

selected in the fifth round of the 2016 NFL draft by the San Francisco 49ers and has been a productive pro for that franchise.

Ivey returned to Appalachian State in 2012 after 16 years as a high school coach in Florida, including 10 seasons as head coach at Cypress Lake in Fort Myers (2002-06) and Barron Collier in Naples (2007-11). In five successful campaigns as the head coach at Barron Collier, he led the Cougars to a 36-19 record and state playoff appearances all five years. BCHS won three straight district championships from 2007-09, doubling the number of district titles that the school had claimed in its first 29 years of existence.

In addition to his decade of experience as a head coach, Ivey also served as a high school assistant at Port Charlotte, Cape Coral and Gulf Coast in western Florida from 1996-2001.

Ivey was a linebacker and defensive lineman at Appalachian State from 1991-95. After redshirting in 1991, he went on to record 166 tackles in 47 games for the Black and Gold from 1992-95. As a senior, he started 12 of 13 games and tallied 66 tackles, four sacks and eight tackles for loss to help lead the Mountaineers to an 11-0 regular season as well as the 1995 Southern Conference championship. In all, he started 28 games at defensive tackle and was a part of four Division I-AA playoff teams during his collegiate career.

A native of Collinsville, Va., Ivey was an all-region gridiron performer at Martinsville High. He made 230 tackles over his final two seasons and was also a two-time district champion in wrestling and an all-region honoree in baseball.

Ivey graduated from Appalachian State in 1996 with a bachelor's degree in industrial technology (furniture production concentration). In addition to coaching, he also taught math, computer-aided drafting and materials and processing in his 16 years in high school education.

IVEY AT A GLANCE

Birthdate:.....July 11, 1973 (45 years old)

Hometown:.....Collinsville, Va.

High School:.....Martinsville H.S., 1991

College:.....Appalachian State, 1996

Wife:.....Rosa

Daughters:.....Britini, Maggie and Gabriella

Twitter:.....@AppStateIvey90

PLAYING EXPERIENCE

1991-95:.....App State (linebacker/defensive lineman)

COACHING EXPERIENCE

1996:.....Port Charlotte (Fla.) H.S. (assistant coach)

1997:.....Cape Coral (Fla.) H.S. (assistant coach)

1998-2001:.....Gulf Coast (Fla.) H.S. (assistant coach)

2002-06:.....Cypress Lakes (Fla.) H.S. (head coach)

2007-11:.....Barron Collier (Fla.) H.S. (head coach)

2012-13:.....Appalachian State (OLBs/special teams)

2014-17:.....Appalachian State (defensive line)

2018:.....Appalachian State (assistant head coach/DL)



GAME 12 (SUN BELT CHAMPIONSHIP GAME)					FINAL
Louisiana	3	3	10	3	— 19
APP STATE	7	7	6	10	— 30

Dec. 1 - Kidd Brewer Stadium - Boone, N.C. - 14,963



GAME NOTES

Appa State has posted double-digit wins for the third time in five FCS years, and it improved to 40-11 over the last four seasons.

Scott Satterfield improved to 44-7 against Group of Five conference opponents and 35-6 against Sun Belt Conference opponents during his time as App State's head coach.

App State won its third straight Sun Belt title. The only other FBS programs with at least three straight conference titles are Oklahoma and Clemson.

App State has allowed less than 20 points in all 10 of its wins this season. Discarding a non-offensive TD by Coastal Carolina, App State's defense has allowed 10.2 points per game in the 10 wins.

App State improved to 92-17 in its last 109 home games since 2003. It went 6-0 at home this season to post the first unbeaten home record since a 9-0 mark in 2006.

Darrynton Evans, who became App State's primary running back during the team's fifth game, went over 1,000 yards on a 21-yard run in the second quarter and ran for more than 100 yards for the sixth time in the last eight games.

It's the seventh straight season App State has had a 1,000-yard rusher. Boise State has increased its streak to 10 this season, while Auburn and San Diego State both had nine entering this season. App State and Ohio State were tied for fourth at six apiece entering 2018.

Zac Thomas posted his ninth and 10th rushing touchdowns of the season. It's the most rushing touchdowns by a quarterback on App State's roster since DeAndre Presley had 13 in 2010. Armanti Edwards had 18 in 2009, 11 in 2008, 21 in 2007 and 15 in 2006.

TEAM TOTALS	UL	APP
FIRST DOWNS		
Total	16	13
Rushing	10	8
Passing	5	4
Penalty	1	1
RUSHING		
Total (Net)	216	225
Attempts	44	44
Avg. Per Rush	4.9	5.1
Rushing TDs	1	3
Yds. Gained	227	244
Yds. Lost	11	19
PASSING		
Total (Net)	85	75
Comp.-Att.-Int.	10-22-2	6-13-0
Avg. / Att.	3.9	5.8
Avg. / Comp.	8.5	12.5
TDs	0	0
TOTAL OFFENSE		
Yards	301	300
Plays	66	57
Avg. / Play	4.6	5.3
Fumbles - Lost	0-0	0-0
Penalties - Yds.	5-35	4-35
PUNTING		
Punts - Yds.	3-142	4-185
Avg. / Punt	47.3	46.2
Inside 20	1	2
50+ Yds.	1	1
Touchbacks	0	0
Fair Catch	1	1
KICKOFFS		
Total - Yds.	6-280	7-410
Avg. Yds. / Kickoff	46.7	58.6
Touchbacks	0	1
RETURNS		
Punt: Total - Yds. - TDs	3-6-0	1-3-0
Punt: Avg. / Return	2.0	3.0
Kickoff: Total - Yds. - TDs	6-180-0	3-113-0
Kickoff: Avg. / Return	30.0	37.7
INT: Total - Yds. - TDs	0-0-0	2-31-0
Fumble: Total - Yds. - TDs	0-0-0	0-0-0
MISCELLANEOUS		
Misc. Yards	0	0
Poss. Time	31:24	28:30
3rd. Down Conv.	6 of 15	3 of 12
4th. Down Conversions	1 of 2	1 of 2
Red-Zone: Scores - Chances	4-4	2-2
Sacks: Total - Yds.	3-13	0-0
PAT: Total - Made	1-1	3-3
Field Goals: Total - Made	4-4	3-3

App State Wins First Sun Belt Championship Game

BOONE, N.C. — Hosting the first Sun Belt Conference Championship Game, App State won 30-19 against Louisiana to claim its third straight league title and earn an automatic bid to face Middle Tennessee of Conference USA in the R+L Carriers New Orleans Bowl on Dec. 15.

Darrynton Evans surpassed 1,000 rushing yards on the season during a belt-hoisting, MVP-winning performance in which his 218 all-purpose yards included 111 rushing yards and a 97-yard kickoff return.

Zac Thomas had two rushing touchdowns of at least 25 yards, and the Mountaineers (10-2) allowed just one touchdown while forcing the Ragin' Cajuns (7-6) to kick four field goals. All three of Chandler Staton's second-half field goals for App State exceeded 40 yards, including a 43-yarder that pushed the lead to 11 points with 2:09 remaining, and the Mountaineers could begin to celebrate when Clifton Duck broke up a fourth-down pass with 1:23 left.

In the final App State game for coach Scott Satterfield, students rushed the field after senior Zeb Speir, a former walk-on, took a final knee and embraced classmate Brad Absher.

App State was clinging to a 20-16 lead early in the fourth quarter when Anthony Flory's pressure set up Tae Hayes' interception on a deep throw, and Hayes returned the ball 32 yards to the Louisiana 44. The Mountaineers faced fourth-and-inches from the Louisiana 35 when Thomas scored his 10th rushing touchdown of the season.

Louisiana responded to Thomas' second touchdown by marching 60 yards and, after safety Austin Exford stopped a third-and-goal run from the 3 for a loss of 4 yards, Kyle Pfau made a 24-yard field goal with 6:01 remaining. Holding an eight-point lead, Thomas started the next series by spinning away from pressure and hitting a wide-open back Marcus Williams Jr. in the left flat with a pass that ultimately gained 34 yards.

Williams gained 17 yards on three straight carries to put App State in field goal range, and Staton made his longest kick of the season.

SCORING SUMMARY

Team	Qtr	Time	Scoring Play	Conv.	Plays	Time	Score
UL	1st	10:13	Pfau 37 yd FG		9-55	4:47	0-3
APP	1st	9:56	Williams Jr. 1 run	Staton kick	1-1	0:04	7-3
UL	2nd	8:17	Pfau 45 yd FG		11-41	5:19	7-6
APP	2nd	3:17	Thomas 25 run	Staton kick	9-75	5:00	14-6
APP	3rd	12:19	Staton 42 yd FG		6-51	2:41	17-6
UL	3rd	10:34	Nunez 8 run	Pfau kick	4-36	1:35	17-13
UL	3rd	5:00	Pfau 23 yd FG		7-28	3:24	17-16
APP	3rd	0:00	Staton 42 yd FG		10-52	4:56	20-16
APP	4th	11:43	Thomas 35 run	Staton kick	4-44	1:32	27-16
UL	4th	6:01	Pfau 24 yd FG		12-60	5:36	27-19
APP	4th	2:09	Staton 43 yd FG		7-50	3:52	30-19

STAT LEADERS

LOUISIANA					APPALACHIAN STATE				
Rushing	Att.	Yds	TD		Rushing	Att.	Yds	TD	
Ragas	16	101	0		Evans	17	111	0	
Mitchell	17	85	0		Thomas	9	59	2	
Nunez	4	18	1		Williams Jr.	15	54	1	
Lewis	3	15	0		Heath	1	5	0	
Calais	2	2	0		Team	2	-4	0	
Team	1	-2	0		Totals	44	225	3	
Malone	1	-3	0						
Totals	44	216	1						
Passing	Cmp-Att-Int	Yds	TD		Passing	Cmp-Att-Int	Yds	TD	
Nunez	10-21-2	85	0		Thomas	6-13-0	75	0	
Lewis	0-1-0	0	0		Speir	0-0-0	0	0	
Totals	10-22-2	85	0		Totals	6-13-0	75	0	
Receiving	No.	Yds	TD		Receiving	No.	Yds	TD	
Bradley	4	41	0		Sutton	2	23	0	
Ragas	2	26	0		Reed	2	23	0	
Malone	2	7	0		Williams Jr.	1	34	0	
Barnes	1	6	0		Heath	1	-5	0	
Jackson	1	5	0		Totals	6	75	0	
Totals	10	85	0						

APPS IN THE NFL

Thirteen App State alums participated in NFL training camps, and App State leads Sun Belt teams with eight players who've been on active rosters this year. Additionally, App State alum Steve Wilks is the head coach of the Arizona Cardinals. Arizona recently signed sixth-round pick Colby Gossett off the practice squad of the Minnesota Vikings.

- RONALD BLAIR | DL | San Francisco 49ers*
- TRAVARIS CADET | RB | Carolina Panthers*
- PARKER COLLINS | OL | Pittsburgh Steelers
- KENNAN GILCHRIST | LB | Houston Texans
- COLBY GOSSETT | OL | Arizona Cardinals*
- A.J. HOWARD | DB | Arizona/New York Giants ^
- MALACHI JONES | WR | Chicago Bears
- DANIEL KILGORE | OL | Miami Dolphins*
- KENDALL LAMM | OL | Houston Texans*
- SAM MARTIN | P/KO | Detroit Lions*
- DOUG MIDDLETON | DB | New York Jets*
- BEAU NUNN | OL | Detroit Lions
- BRIAN QUICK | WR | Washington Redskins

* Active Roster/Injured ^ Practice Squad

APP STATE AT A GLANCE

- Boone, N.C., ranked No. 15 overall (and No. 1 among Group of Five Conference program towns/cities) on the Top 100 College Football Towns of America Countdown
- App State placed No. 3 among southern universities in the Top Public Regional Universities category via the 2018 U.S. News & World Report Best Colleges Rankings
- App State has placed among the top 15 public and private southern universities since the U.S. News & World Report Best Colleges Rankings were first published in 1986
- Appalachian State ranked No. 29 in Kiplinger's list of Best Values in Public Colleges
- App State's notable alums include country music stars Luke Combs and Eric Church, as well as author Stephen Dubner

APP STATE ATHLETICS IN 2017-18

- Conference championships in football, wrestling and men's cross country
- 62 all-conference selections
- 3.12 cumulative GPA (school record) for student-athletes after the 2017-18 year
- 3.0 GPA for 12 straight semesters
- 13 teams achieved a team GPA above 3.0 for both the fall and spring semesters
- 84 student-athletes graduated during the 2017-18 year, including five student-athletes who graduated with master's degrees
- 297 student-athletes and athletics support students were named to the university's honor roll in the fall of 2017, while 248 were named to the spring 2018 honor roll
- 4,576 hours in the community by App State student-athletes

2018 TEAM STATS COMPARISON

APP STATE	OPPONENTS	CATEGORY	MIDDLE TENNESSEE	OPPONENTS
440	188	Points	379	329
36.7	15.7	Points Per Game	29.2	25.3
506-2,892	440-1,575	Rushing Attempts-Yards	464-1,730	505-2,078
241.0	131.2	Rushing Yards Per Game	133.1	159.8
5.7	3.6	Yards Per Rush	3.7	4.1
2,263	1,777	Passing Yards	3,320	2,770
188.6	148.1	Passing Yards Per Game	255.4	213.1
179-293-10	184-333-15	Pass Completions-Attempts-INTs	311-450-9	231-406-14
429.6	279.3	Total Offense Per Game	388.5	372.9
8-4	17-6	Fumbles-Lost	14-8	12-7
75-702	66-525	Penalties-Yards	63-623	75-666
11-15	16-19	Field Goals Made-Attempted	16-21	14-20
52-42.2	74-40.7	Punts-Avg.	61-41.0	59-40.6

MOUNTAINEER TRENDS

Most wins among FBS schools since 2015:

- 1. Alabama 54
- 2. Clemson 53
- 3. Ohio State 47
- 4. Oklahoma 46
- 5. Georgia 42
- 6. Wisconsin 41
- T7. App. State 40
- T7. Boise State 40

Most wins among G5 schools since 2015:

- T1. App. State 40
- T1. Boise State 40
- 3. San Diego St. 39
- T4. Houston 37
- T4. Toledo 37

Def. INTs since 2015

- 1. San Diego St. 72
- 2. App. State 71
- T3. Alabama 69
- T3. Utah 69

Entering 2018, consecutive years with 1,000-yard back:

- T1. Auburn 9
- T1. Boise State* 9
- T1. San Diego St. 9
- T3. App. State* 6
- T3. Ohio State 6
- * Has one in 2018

Scoring defense

- 1. Mississippi St. 12.0
- 2. Fresno State 13.7
- 3. Clemson 13.7
- 4. Alabama 14.8
- 5. Washington 15.5
- 6. App. State 15.7

Passing yards allowed

- 1. Miami 140.8
- 2. Michigan 145.9
- 3. App. State 148.1

Fewest yards allowed per pass attempt

- 1. Temple 5.1
- 2. App. State 5.3
- T3. Mississippi St. 5.4
- T3. Notre Dame 5.4
- 5. Miami 5.5

Pass efficiency def.

- 1. Mississippi St. 97.3
- 2. App. State 98.0
- 3. Miami 100.6

Def. 30-plus-yd plays

- T1. App. State 9
- T1. Washington 9
- 3. Mississippi St. 10

Def. 50-plus-yd plays

- 1. Mississippi St. 0
- T2. App. State 1

Def. three-and-out %

- 1. Southern Miss 44.1
- 2. Alabama 43.9
- 3. App. State 42.4
- 4. Cincinnati 41.9
- 5. Miami 41.4

Fourth-down def. %

- 1. UAB 27.8
- T2. Cincinnati 29.2
- T2. Missouri 29.2
- 4. Charlotte 29.4
- T5. App. State 30.0
- T5. Clemson 30.0

Special teams TDs

- T1. App. State 4
- T1. New Mexico St. 4
- T1. Temple 4
- T1. Toledo 4
- T1. Utah State 4

Blocked punts

- 1. Toledo 6
- T2. App. State 4
- T2. Auburn 4

Blocked kicks

- T1. Toledo 7
- T1. Auburn 7
- T1. Baylor 7
- 4. App. State 6

Runs of 20-plus yards

- Darrell Henderson, Mem. 27
- Travis Etienne, Clemson 21
- Devin Singletary, FAU 16
- Darrynton Evans, App 15

Runs of 50-plus yards

- Darrell Henderson, Mem. 10
- Reggie Corbin, Illinois 7
- Darrynton Evans, App 5

Kickoff return average

- Savon Scarver, Utah St. 34.2
- Darrynton Evans, App 33.5

Two KR of 95-plus yards

- * Savon Scarver, Utah State: Returns: 100 (TD), 99 (TD)
- * Terrence Horne Jr., USF: Returns: 98 (TD), 97 (TD)
- * Darrynton Evans, App: Returns: 100 (TD), 97

INTs since 2016

- Clifton Duck, App 12
- Blace Brown, Troy 12
- Juan Thornhill, Uva. 12

Active INT leaders

- Jalen Young, FAU 13
- Clifton Duck, App 12
- Blace Brown, Troy 12
- Juan Thornhill, Uva. 12
- Dameon Baber, Nevada 12

HABITAT FOR HUMANITY

Mountaineers continue to make an impact in the community.

In June, Appalachian State assistant head coach Mark Ivey was in attendance as the Watauga County Habitat for Humanity dedicated the new home for James and Isabelle Love's family, which includes six children. Members of Appalachian State's football team, including many of Ivey's defensive linemen, helped complete construction on the home in the Greenwood neighborhood by volunteering to work on the first four Saturdays.

Ivey, who had participated previously in a Habitat for Humanity project when he was a high school coach in Florida, sought out volunteers last month after communicating with Allison



Jennings, the resource development director of the Watauga County chapter.

There are plans to build 20 homes in the Greenwood neighborhood, and the Love family's home was the fifth one finished.

3+ LEAGUE TITLES IN A ROW

Team	League
Appalachian State	Sun Belt
Clemson	ACC
Oklahoma	Big 12

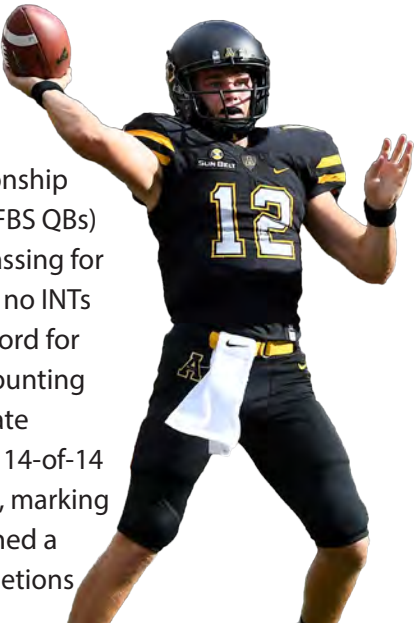
APP STATE TRENDS

App State's Record in ...	
September	3-1
October	2-1
November	4-0
December	1-0
App State's Conference Record ...	
At home	4-0
On the road	3-1
App State's Non-League Record ...	
At home	1-0
On the road	1-1
App State's vs. Ranked Teams ...	
At home	0-0
On the road	0-1
App State's Record in Games ...	
Decided by 1-3 points.....	0-0
4-7 points	0-1
8-10 points	1-0
11-19 points	3-0
20-29 points	2-1
30+ points.....	4-0
App State's Record When Scoring ...	
10 or fewer points	0-0
11-19 points	0-1
20-29 points	3-0
30+ points.....	7-1
App State's Record When Allowing ...	
10 or fewer points	7-0
11-19 points	3-0
20-29 points	0-0
30+ points.....	0-2
App State's Record in Games ...	
During the day.....	8-1
At night	2-1
Scoring first.....	7-0
Opponent scores first	3-2
Leading after 1st quarter	7-1
Trailing after 1st quarter	1-0
Tied after 1st quarter	2-1
Leading at halftime.....	10-0
Trailing at halftime	0-1
Tied at Half.....	0-1
Leading after 3rd quarter	10-0
Trailing after 3rd quarter.....	0-2
Tied after 3rd quarter.....	0-0
In overtime	0-1
App State's record with ...	
100-yard rusher	8-0
100-yard receiver	3-0
300-yard passer	0-0
Less than 300-yards total offense...	0-1
300-399 yards total offense	4-0
400-499 yards total offense	3-1
500+ yards total offense	3-0
Committing fewer turnovers.....	6-0
Committing more turnovers	2-2
Turnovers are equal	2-0

ZAC THOMAS

SOPHOMORE | QB | 6-1 | 200 | TRUSSVILLE, ALA.

- 2018 Sun Belt Offensive Player of the Year
- Led the Sun Belt in QBR (No. 12 FBS at 79.3), yards per pass attempt (No. 30 FBS at 8.1) and yards per completion (No. 37 FBS at 12.93)
- TD runs of 25 and 35 yards in Sun Belt Championship increased total to 10 rushing TDs (11th among FBS QBs)
- Since returning four games ago, is 63-for-97 passing for 717 yards with 11 total TDs (seven passing) and no INTs
- Finished one yard short of tying the school record for total offense by a QB in his starting debut, accounting for 313 yards and three touchdowns at Penn State
- CFPA's National Performer of the Week by going 14-of-14 for 295 yards and three passing TDs at Charlotte, marking the first time an App State or Sun Belt QB finished a game with 10-plus completions and no incompletions



FOUR IS THE SCORE



SPECIAL TEAMS

- With four special teams TDs that tie four other teams for the FBS lead, App State has scored via a kick return (Darrynton Evans), two punt returns (Clifton Duck, Thomas Hennigan) and the return/recovery of a blocked punt (Steven Jones)
- App State is No. 4 with six blocked kicks (one behind the seven from three teams) thanks to the work of Steven Jones (two blocked punts), Tae Hayes (two blocked field goals), Demetrius Taylor (blocked punt) and Caleb Spurlin (blocked punt)
- Second nationally (behind Utah State) with a 29.2-yard average per kickoff return, with Darrynton Evans unofficially at No. 2 individually with a 33.5-yard average
- Clayton Howell was named a Freshman All-American by The Athletic with a net punting average of 41.5 that ranks No. 9 nationally and No. 1 among FBS freshmen

DARRYNTON EVANS

SOPHOMORE | RB | 5-11 | 191 | OAK HILL, FLA.

- MVP of Sun Belt Championship and All-Sun Belt first team at running back with averages of 112.6 rushing yards and 158.4 all-purpose yards against league foes
- Became App State's primary back during Game 5 and has 100-yard rushing games vs. Arkansas State (115), Louisiana (183), Coastal Carolina (159), Georgia State (127), Troy (108) and Louisiana (111) to make it six over the last eight games
- Opened the season with a 100-yard kickoff return for a touchdown at Penn State and had a 97-yard return in the Sun Belt title game. Before redshirting last season, had a 94-yard kickoff return in the 2016 Camellia Bowl win against Toledo
- Thanks to TD runs of 79 yards (on Nov. 10) and 56 yards (on Nov. 17), plus a 58-yard run on Nov. 24 and a 48-yard run in the Sun Belt title game on Dec. 1, ranks No. 3 nationally in 50-yard runs (five) and No. 4 nationally in 20-yard runs (15)
- With 1,079 yards, has given App State a 1,000-yard back for the seventh straight year. Boise State has extended its streak to 10, and Ohio State has tied App State at seven. The other schools with at least six straight entering 2018 were San Diego State (nine; top rusher at 870) and Auburn (nine, top rusher at 777)



JUNIOR LINEBACKERS



AKEEM DAVIS-GAITHER

JUNIOR | OLB | 6-2 | 208 | THOMASVILLE, N.C.

- All-Sun Belt second-team pick leads the league's top-ranked defense with 95 tackles and also has 8.5 TFLs, seven PBUs, two forced fumbles and one sack
- With at least 14 tackles in three different Sun Belt games, finished the regular season averaging 9.0 tackles per league game, a mark that ranked third overall and first among players from bowl-eligible teams
- Had a career-high 15 tackles in the first meeting with Louisiana on Oct. 20, along with 14-tackle games against Arkansas State (Oct. 9) and Troy (Nov. 24)

JORDAN FEHR

JUNIOR | ILB | 6-3 | 226 | CHARLOTTE, N.C.

- All-Sun Belt first-team pick is third on the league's top-ranked defense with 85 tackles and first with 5.5 sacks. Also has 7.5 tackles for loss
- Two-time Sun Belt Defensive Player of the Week thanks to a three-sack, eight-tackle, one-safety performance at Coastal Carolina, which didn't score any offensive points, and a 15-tackle, one-sack game in a 35-9 road victory against Arkansas State
- Aside from posting two tackles while playing only one quarter at Georgia Southern, averaged 8.6 tackles against Sun Belt opponents



JALIN MOORE

SENIOR | RB | 5-11 | 207 | SHELBY, N.C.

- Reese's Senior Bowl announced Moore as its first accepted invite
- Suffered season-ending ankle fracture and dislocation Oct. 9 during a 27-yard TD run in which he pulled the defender the final 10 yards
- 3,570 career rushing yards rank No. 6 in App State history and were No. 2 among active FBS players at the time of his injury
- 33 rushing touchdowns rank No. 7 in school history, and is No. 6 in 100-yard rushing games at App State with 17
- Rushed for at least 235 yards in four career games (at Idaho in 2015, at Akron in 2016, against New Mexico State and at Georgia State in 2017)
- No. 9 overall and No. 1 among running backs on NFL.com's 18-player list of "college football's most freakish athletes"



MORE ON JALIN MOORE

MOORE'S GAME-BY-GAME STATISTICS

2015	Rush	Yds.	TD	Rec.	Yds.	TD	Scrimm.
Howard	9	64	1	0	0	0	64
Clemson	0	0	0	0	0	0	0
ODU	8	75	1	0	0	0	75
Wyoming	3	4	0	0	0	0	4
Ga. State	0	0	0	0	0	0	0
UL Monroe	0	0	0	0	0	0	0
Ga. Southern	22	53	0	0	0	0	53
Troy	1	3	0	0	0	0	3
Arkansas St.	1	4	0	0	0	0	4
Idaho	27	244	0	0	0	0	244
Louisiana	13	104	1	0	0	0	104
South Ala.	14	84	2	0	0	0	84
Ohio	13	96	0	0	0	0	96
2015 Totals	99	731	5	0	0	0	731

2016	Rush	Yds.	TD	Rec.	Yds.	TD	Scrimm.
Tennessee	7	17	0	0	0	0	17
ODU	13	42	0	0	0	0	42
Miami (FL)	23	89	0	0	0	0	89
Akron	39	257	2	3	17	0	274
Ga. State	28	149	1	2	15	0	164
Louisiana	14	106	2	0	0	0	106
Idaho	23	114	1	0	0	0	114
Ga. Southern	15	126	1	0	0	0	126
Texas State	13	130	0	0	0	0	130
Troy	16	91	2	0	0	0	91
ULM	13	135	0	0	0	0	91
NM State	17	111	1	0	0	0	111
Toledo	16	35	0	0	0	0	35
2016 Totals	237	1,402	10	5	32	0	1,434

2017	Rush	Yds.	TD	Rec.	Yds.	TD	Scrimm.
Georgia	13	38	0	4	34	0	72
Savannah St.	9	57	1	1	20	0	77
Texas State	9	14	0	1	9	0	23
Wake Forest	16	27	0	0	0	0	27
NM State	19	241	2	0	0	0	241
Idaho	17	49	0	1	-2	0	47
C. Carolina	8	23	1	1	9	0	32
UMass				DNP			
ULM	21	114	2	2	84	1	198
Ga. Southern				DNP			
Georgia State	32	239	1	2	9	0	248
Louisiana	17	110	2	0	0	0	110
Toledo	22	125	3	0	0	0	125
2017 Totals	183	1,037	12	12	163	1	1,200

2018	Rush	Yds.	TD	Rec.	Yds.	TD	Scrimm.
Penn State	18	88	1	5	36	0	124
Charlotte	11	38	0	0	0	0	38
GWU	8	119	2	0	0	0	119
So. Alabama	19	123	2	0	0	0	123
Arkansas State	7	32	1	1	4	0	36
2018 Totals	63	400	6	6	40	0	440

Career	Rush	Yds.	TD	Rec.	Yds.	TD	Scrimm.
	582	3,570	33	23	235	1	3,805

- Rushed for 123 yards and two TDs on 19 carries without playing in the fourth quarter against South Alabama
- Had 119 yards on eight carries with two TDs, including one on a career-long gain of 81 yards, while playing only one quarter against Gardner-Webb
- Last year, gained a league-leading 1,037 yards and rushed for 12 TDs in 11 official games. Missed two full games (UMass, Georgia Southern) with injuries,

the entire second half against Coastal Carolina and almost the entire second half (one carry) against Texas State

- The Sun Belt Conference's "Top NFL Prospect" via Street and Smith
- Helped App State become one of five FBS schools with a 1,000-yard rusher in each of the previous six seasons: Auburn (nine years), Boise State (nine), San Diego State (nine), App State (six), Ohio State (six)

PAVING THE WAY

- Thanks to the offensive line, App State ranks No. 11 nationally at 5.72 yards per carry
- Left tackle **Victor Johnson** (pictured, 37 career starts, All-Sun Belt first team), center **Noah Hannon** (25 straight starts, All-Sun Belt second team), left guard **Ryan Neuzil** (17 straight starts), right tackle **Chandler Greer** (All-Sun Belt second team), guard **Baer Hunter** and guard **Cole Garrison** have helped App State rank No. 15 in rushing offense (241.0) and No. 25 in fewest sacks allowed (18) this year
- In each of the previous four years, the line has enabled App State to rank in the top 25 in both sacks allowed and rushing yards per game



CLIFTON DUCK

JUNIOR | CB | 5-10 | 170 | CHARLOTTE, N.C.

- All-Sun Belt first team DB for the third straight season and a third-team returner
- USA TODAY Sports midseason second-team All-American as a returner and Street & Smith preseason second-team All-American as a cornerback
- Ranks No. 10 nationally in punt return average (12.7) with returns of 62 yards (TD vs. Gardner-Webb), 52 yards (vs. South Alabama) and 46 yards (vs. Troy)
- Tied for No. 1 nationally with three 40-plus yard punt returns (with Miami's Jeff Thomas, Syracuse's Sean Riley) and two 50-plus returns (with eight others)
- Tied for No. 1 nationally (joining Troy's Blace Brown, Virginia's Juan Thornhill) with 12 INTs since the start of 2016 (five picks as a true freshman, six more as a sophomore, one this season against Troy) and is tied for No. 2 among active players in career INTs (FAU senior Jalen Young has 13)
- Contributed to 71 picks from App State's defense (No. 2 nationally) since 2015



MORE ON CLIFTON DUCK

- Preseason Sun Belt Defensive Player of the Year is a three-time All-Sun Belt first-team member with 38 straight starts
- Fifth on team with 48 tackles this season and also has 3.0 tackles for loss as App State ranks No. 2 nationally at 5.3 yards allowed per pass attempt
- Had seven tackles at Penn State after posting 50 in 2017
- Tied school record with three-interception game vs. New Mexico State and capped season with bowl INT vs. Toledo



MYQUON STOUT

SENIOR | DT | 6-1 | 280 | SALISBURY, N.C.

- The All-Sun Belt first-team pick and two-year captain recovered a fumble and had two quarterback hurries at Texas State
- Watch list for the 2018 Wuerffel Trophy that's given to the FBS player who best combines exemplary community service with athletic and academic achievement.
- 41 tackles in 2017 ranked third among Sun Belt interior linemen and first among returning interior linemen in the league
- 37 starts in the last 38 games (didn't start on Senior Day as a sophomore)

ANTHONY FLORY

SENIOR | ILB | 6-1 | 232 | MIRAMAR, FLA.

- All-Sun Belt third-team choice ranks second on team with 91 tackles, including 11 in the Sun Belt title game and 10 at Penn State
- Finished second on the 2017 team with 87 tackles (56 solo)
- Named Defensive MVP of the 2017 Dollar General Bowl after setting up App State's first TD with a 19-yard interception return in the 34-0 victory



UPDATED DEPTH CHART

OFFENSE

Pos.	#	Player	Height	Weight	Class
LT	75	VICTOR JOHNSON	6-5	296	Jr.
	56	Nate Haskins	6-4	280	So.
LG	58	RYAN NEUZIL	6-3	280	So.
	73	Cole Garrison	6-4	283	So.
C	60	NOAH HANNON	6-1	270	So.
	63	Ivan Reyes	6-1	292	So.
RG or	51	BAER HUNTER	6-2	286	So.
	73	COLE GARRISON	6-4	283	So.
RT	78	CHANDLER GREER	6-4	288	Sr.
	55	Matt Williams	6-5	286	So.
TE	87	COLLIN REED	6-4	248	Jr.
	88	Henry Pearson	6-3	243	Fr.
QB	12	ZAC THOMAS	6-1	200	So.
	7	Jacob Huesman	6-3	203	So.
	13	Peyton Derrick	6-2	182	RFr.
RB	3	DARRYNTON EVANS	5-11	191	So.
	26	Marcus Williams Jr.	5-10	200	So.
WR	5	THOMAS HENNIGAN	6-1	206	So.
	15	Mock Adams	6-4	205	Jr.
WR or	14	MALIK WILLIAMS	5-10	183	So.
	4	DOMINIQUE HEATH	5-9	166	Gr.
WR	2	COREY SUTTON	6-3	205	So.
	11	Jalen Virgil	6-1	206	So.

DEFENSE

Pos.	#	Player	Height	Weight	Class
DE	90	CHRIS WILLIS	6-2	245	So.
	47	Okon Godwin	6-1	250	Sr.
	48	Demetrius Taylor	6-1	260	So.
NT	92	MYQUON STOUT	6-1	280	Sr.
	98	E.J. Scott	6-3	279	Jr.
	96	Markell Clark	6-0	264	So.
DE	57	ELIJAH DIARRASSOUBA	6-1	250	So.
	97	Caleb Spurlin	5-10	255	So.
	95	George Blackstock	6-1	258	R-Fr.
OLB	20	NOEL COOK	6-0	212	Jr.
	10	Tim Frizzell	6-1	223	So.
	31	Nick Hampton	6-3	202	Fr.
ILB	44	ANTHONY FLORY	6-1	232	Sr.
	45	Trey Cobb	6-2	220	Fr.
or	51	Tyler Bird	6-2	218	Fr.
ILB	59	JORDAN FEHR	6-3	226	Jr.
	52	D'Marco Jackson	6-1	220	RFr.
or	40	Logan Dublin	6-0	216	Fr.
OLB	24	AKEEM DAVIS-GAITHER	6-2	208	Jr.
	21	Ryan Huff	6-1	200	RFr.
CB	17	TAE HAYES	5-10	183	Sr.
	16	Shaun Jolly	5-9	171	RFr.
FS	6	DESMOND FRANKLIN	6-0	200	Jr.
	9	Austin Exford	6-0	200	Sr.
SS	7	JOSH THOMAS	6-0	206	Jr.
	13	Kaiden Smith	6-1	196	So.
CB	4	CLIFTON DUCK	5-10	170	Jr.
	8	Shemar Jean-Charles	5-11	181	So.
	12	Steven Jones	5-10	180	RFr.

SPECIALISTS

Pos.	#	Player	Height	Weight	Class
PK	91	CHANDLER STATON	5-11	184	So.
	41	Michael Rubino	6-3	215	Jr.
P	30	CLAYTON HOWELL	6-0	183	RFr.
	39	Xavier Subotsch	6-1	193	So.
LS	93	ELIAS MCMURRY	6-0	237	Sr.
	53	Max Durschlag	5-11	197	Fr.
or	50	Keaton Forbes	6-0	215	Fr.
H	39	XAVIER SUBOTSCH	6-1	193	So.
	2	Zeb Speir	6-2	203	Sr.
KO	41	MICHAEL RUBINO	6-3	215	Jr.
	91	Chandler Staton	5-11	184	So.
KR	3	DARRYNTON EVANS	5-11	191	So.
	5	THOMAS HENNIGAN	6-1	205	So.
PR or	4	CLIFTON DUCK	5-10	170	Jr.
	5	THOMAS HENNIGAN	6-1	205	So.

PRONUNCIATION GUIDE

Appalachian	app-uh-LATCH-in
Noel (Cook)	NOLE
(Elijah) Diarrassouba	deer-uh-SUE-buh
(Logan) Dublin	DUB-lin
(Max) Durschlag	DUR-schlag (like flag)
Tobias (Edge-Campbell)	toe-BYE-us
Darrynton (Evans)	DARE-un-ton
(Jordan) Fehr	FAIR
(Tim) Frizzell	frih-ZELL
Okon (Godwin)	OH-con
Daetrich (Harrington)	DAY-trick
(Jacob) Huesman	HUGHES-man
Jalin (Moore)	JAY-lin
(Ryan) Neuzil	NEWS-ull
(Devin) Papenheim	PAP-in-hyme
(Michael) Rubino	ru-e-BEAN-o
(Chandler) Staton	STAY-ton
MyQuon (Stout)	MY-quon
(Xavier) Subotsch	suh-BOTCH

ALPHABETICAL

No.	Name	Pos.	Ht.	Wt.	Cl.
18	Brad Absher	WR	5-10	178	Sr.
15	Mock Adams	WR	6-4	205	Jr.
68	Brody Barrett	DL	6-3	298	Jr.
27	A.J. Beach	DB	5-9	166	Fr.
51	Tyler Bird	LB	6-2	218	Fr.
95	George Blackstock	DL	6-1	258	R-Fr.
65	Gage Blackston	OL	6-4	283	R-Fr.
79	Luke Burnette	OL	6-5	268	Fr.
34	Nakendrick Clark	RB	5-9	193	Jr.
96	Markell Clark	DL	6-0	264	So.
45	Trey Cobb	LB	6-2	220	Fr.
81	Braden Collins	WR	6-2	197	Fr.
20	Noel Cook	LB	6-0	212	Jr.
24	Akeem Davis-Gaither	LB	6-2	208	Jr.
91	Tommy Dawkins	DL	6-2	227	So.
25	Kaleb Dawson	DB	5-11	184	Fr.
13	Peyton Derrick	QB	6-2	182	R-Fr.
57	Elijah Diarrassouba	DL	6-1	250	So.
40	Logan Dublin	LB	6-0	216	Fr.
4	Clifton Duck	DB	5-10	170	Jr.
53	Max Durschlag	LS	5-11	197	Fr.
99	Jordon Earle	DL	6-2	305	Fr.
52	Tobias Edge-Campbell	OL	6-2	272	Sr.
37	Tanner Ellenberger	LB	6-3	223	R-Fr.
3	Darrynton Evans	RB	5-11	191	So.
84	Mike Evans	TE	6-3	239	Jr.
9	Austin Exford	DB	6-0	200	Sr.
59	Jordan Fehr	LB	6-3	226	Jr.
44	Anthony Flory	LB	6-1	232	Sr.
50	Keaton Forbes	LB	6-0	215	Fr.
6	Desmond Franklin	DB	6-0	200	Jr.
22	Jace Frisbee	TE	6-2	206	R-Fr.
10	Tim Frizzell	LB	6-1	223	So.
73	Cole Garrison	OL	6-4	283	So.
9	Jackson Gibbs	QB	6-1	193	R-Fr.
35	Miller Gibbs	TE	6-4	219	Fr.
62	Weston Gillespie	OL	6-4	287	So.
29	John Gliarmis	K	5-8	150	Fr.
47	Okon Godwin	DL	6-1	250	Sr.
78	Chandler Greer	OL	6-4	288	Sr.
80	AJ Hall	WR	6-1	200	Fr.
49	Blythe Hall	LB	6-2	200	So.
31	Nick Hampton	LB	6-3	202	Fr.
60	Noah Hannon	OL	6-1	270	So.
64	Will Hardin	OL	6-2	291	So.
74	Anderson Hardy	OL	6-6	261	Fr.
27	DeMarcus Harper	RB	5-11	190	So.
19	Daetrich Harrington	RB	6-0	184	So.
84	Joe Hartung	TE	6-3	256	R-Fr.
56	Nate Haskins	OL	6-4	280	So.
17	Tae Hayes	DB	5-11	183	Sr.
30	Zareon Hayes	LB	6-1	242	Fr.
77	Josh Headlee	OL	6-4	287	Fr.
4	Dominique Heath	WR	5-9	166	Sr.
5	Thomas Hennigan	WR	6-1	206	So.
83	Jake Henry	WR	5-11	180	R-Fr.
22	D'Andre Hicks	RB	5-10	178	R-Fr.

NUMERICAL ROSTER

No.	Name	Pos.	Ht.	Wt.	Yr.	Hometown/High School (Previous College)
2	Zeb Speir	QB	6-2	203	Sr.	Sylva, N.C./Smoky Mountain
2	Corey Sutton	WR	6-3	205	So.	Charlotte, N.C./Mallard Creek (Kansas State)
3	Darrynton Evans	RB	5-11	191	So.	Oak Hill, Fla./New Smyrna Beach
4	Clifton Duck	DB	5-10	170	Jr.	Matthews, N.C./Butler
4	Dominique Heath	WR	5-9	166	Sr.	Huntersville, N.C./Hopewell (Kansas State)
5	Thomas Hennigan	WR	6-1	206	So.	Greensboro, N.C./NW Guilford
6	Desmond Franklin	DB	6-0	200	Jr.	Inverness, Fla./Citrus
6	Camerun Peoples	RB	6-2	202	Fr.	Lineville, Ala./Clay Central
7	Jacob Huesman	QB	6-3	203	So.	Bradenton, Fla./Braden River
7	Josh Thomas	DB	6-0	206	Jr.	Montgomery, Ala./Montgomery Academy
8	Shemar Jean-Charles	DB	5-11	181	So.	Miramar, Fla./Miramar
9	Austin Exford	DB	6-0	200	Sr.	Snellville, Ga./Shiloh
9	Jackson Gibbs	QB	6-1	193	R-Fr.	Davidson, N.C./Hough (UCLA)
10	Tim Frizzell	LB	6-1	223	So.	Knoxville, Tenn./Hardin Valley Academy
10	Tanner Wilson	QB	6-2	225	R-Fr.	Reidsville, N.C./Reidsville
11	Jeremy Level	DB	6-1	207	So.	Greensboro, N.C./Page
11	Jalen Virgil	WR	6-1	206	So.	Lawrenceville, Ga./Mountain View
12	Steven Jones	DB	5-10	180	R-Fr.	Rockingham, N.C./Richmond Senior
12	Zac Thomas	QB	6-1	200	So.	Trussville, Ala./Hewitt-Trussville
13	Peyton Derrick	QB	6-2	182	R-Fr.	Conway, S.C./Conway
13	Kaiden Smith	DB	6-1	196	So.	Lawrenceville, Ga./Mountain View
14	Malik Williams	WR	5-10	183	So.	Chester, S.C./Chester Senior
15	Mock Adams	WR	6-4	205	Jr.	Greenwood, S.C./Greenwood
16	Shaun Jolly	DB	5-9	171	R-Fr.	Stone Mountain, Ga./Stephenson
17	Tae Hayes	DB	5-11	183	Sr.	Decatur, Ala./Decatur
17	Trey McCollum	WR	5-10	206	So.	Burlington, N.C./Western Alamance (Lincoln)
18	Brad Absher	WR	5-10	178	Sr.	Troy, N.C./West Montgomery
19	Daetrich Harrington	RB	6-0	184	So.	Douglasville, Ga./Alexander
19	Mike Price	DB	5-10	188	Fr.	Ellenwood, Ga./Stockbridge
20	Noel Cook	LB	6-0	212	Jr.	Reidsville, N.C./Reidsville
20	A'Darius Purifoy	WR	6-0	188	So.	Pensacola, Fla./West Florida Tech
21	Ryan Huff	DB	6-1	200	R-Fr.	Athens, Ga./Cedar Shoals
21	Dysaun Razzak	WR	5-7	152	Fr.	Kernersville, N.C./Glenn
22	Jace Frisbee	LB	6-2	206	R-Fr.	Brevard, N.C./Brevard
22	D'Andre Hicks	RB	5-10	178	R-Fr.	Punta Gorda, Fla./Charlotte
24	Akeem Davis-Gaither	LB	6-2	208	Jr.	Thomasville, N.C./Thomasville
25	Kaleb Dawson	DB	5-11	184	Fr.	Moultrie, Ga./Colquitt County
25	Jalin Moore	RB	5-11	207	Sr.	Shelby, N.C./Crest
26	Matthew McQuinn	LB	6-0	202	R-Fr.	Fort Myers, Fla./Fort Myers
26	Marcus Williams Jr.	RB	5-10	200	So.	Rocky Mount, N.C./SW Edgecombe
27	A.J. Beach	DB	5-9	166	Jr.	Smyrna, Ga./Milton (Georgia Military College)
27	DeMarcus Harper	RB	5-11	190	So.	Asheville, N.C./Owen
28	Jay Person	LB	6-2	221	Fr.	Cleveland, Tenn./Bradley Central
29	John Gliarmis	K	5-8	150	Fr.	Wilson, N.C./Fike
30	Zareon Hayes	LB	6-1	242	Fr.	Dillon, S.C./Dillon
30	Clayton Howell	P	6-0	183	R-Fr.	High Point, N.C./High Point Central
31	Nick Hampton	LB	6-3	202	Fr.	Anderson, S.C./Westside
33	Jordan Mitchell	LB	6-0	203	Fr.	Beulaville, N.C./East Duplin
34	Nakendrick Clark	RB	5-9	193	Jr.	Statesville, N.C./Statesville (Louisburg College)
35	Miller Gibbs	TE	6-4	219	Fr.	Davidson, N.C./Hough
36	Brock Mattison	DL	6-1	217	Fr.	Duluth, Ga./Buford
37	Tanner Ellenberger	LB	6-3	223	R-Fr.	Brevard, N.C./Brevard
39	Zion Madden	CB	5-10	157	Fr.	High Point, N.C./Southwest Guilford
39	Xavier Subotsch	P	6-1	193	So.	Melbourne, Victoria, Australia/Haileyburg
40	Logan Dublin	LB	6-0	216	Fr.	Clearwater, Fla./Largo
41	Michael Rubino	K	6-3	215	Jr.	Apex, N.C./Middle Creek

No.	Name	Pos.	Ht.	Wt.	Yr.	Hometown/High School (Previous College)
42	Harrison Taylor	DL	6-4	234	Fr.	McDonough, Ga./Eagle's Landing Christian
43	Hansky Paillant	DL	6-2	224	Fr.	Sunrise, Fla./Miramar
44	Anthony Flory	LB	6-1	232	Sr.	Miramar, Fla./American Heritage
45	Trey Cobb	LB	6-2	220	Fr.	Waycross, Ga./Ware County
46	Chris Washington	DL	5-11	277	Fr.	Newberry, Fla./Newberry
47	Okon Godwin	DL	6-1	250	Sr.	Covington, Ga./Alcovy
48	Demetrius Taylor	DL	6-1	260	So.	Miami, Fla./Northwestern
49	Blythe Hall	LB	6-2	200	So.	Greensboro, N.C./Southeast Guilford
50	Keaton Forbes	LB	6-0	215	Fr.	Sanford, N.C./Lee County
51	Tyler Bird	LB	6-2	218	Fr.	Acworth, Ga./North Paulding
51	Baer Hunter	OL	6-2	286	So.	Clemmons, N.C./West Forsyth
52	Tobias Edge-Campbell	OL	6-2	272	Sr.	Raeford, N.C./Hoke County
52	D'Marco Jackson	LB	6-1	220	R-Fr.	Spartanburg, S.C./Broome
53	Max Durschlag	LS	5-11	197	Fr.	Charlotte, N.C./Mallard Creek
55	Matt Williams	OL	6-5	286	So.	Lehigh Acres, Fla./Lehigh
56	Nate Haskins	OL	6-4	280	So.	Orlando, Fla./Boone
57	Elijah Diarrassouba	DL	6-1	250	So.	Greensboro, N.C./Page
58	Ryan Neuzil	OL	6-3	280	So.	Bradenton, Fla./Braden River
59	Jordan Fehr	LB	6-3	226	Jr.	Charlotte, N.C./Providence
60	Noah Hannon	OL	6-1	270	So.	Greer, S.C./Greer
62	Weston Gillespie	OL	6-4	287	So.	Travelers Rest, S.C./Travelers Rest
63	Ivan Reyes	OL	6-1	292	So.	Hickory, N.C./St. Stephens
64	Will Hardin	OL	6-2	291	So.	Greensboro, N.C./Page
65	Gage Blackston	OL	6-4	283	R-Fr.	Savannah, Ga./Benedictine Military
66	Will Israel	DL	6-2	215	R-Fr.	Asheville, N.C./A.C. Reynolds
67	Logan Wright	OL	6-4	305	So.	Kernersville, N.C./East Forsyth
68	Brody Barrett	DL	6-3	298	Jr.	San Juan Capistrano, Calif./JSerra Catholic
70	Cooper Hodges	OL	6-4	301	Fr.	Glen St. Mary, Fla./Baker County
73	Cole Garrison	OL	6-4	283	So.	Pinson, Ala./Clay-Chalkville
74	Anderson Hardy	OL	6-6	261	Fr.	Raleigh, N.C./Sanderson
75	Victor Johnson	OL	6-5	296	Jr.	North Augusta, S.C./North Augusta
77	Josh Headlee	OL	6-4	287	Fr.	Boone, N.C./Watauga
78	Chandler Greer	OL	6-4	288	Sr.	Knoxville, Tenn./Bearden
79	Luke Burnette	OL	6-5	268	Fr.	Monroe, N.C./Sun Valley
80	AJ Hall	WR	6-1	200	Fr.	Kernersville, N.C./East Forsyth
81	Braden Collins	WR	6-2	197	Fr.	Knoxville, Tenn./Farragut
82	Richard Tucker	WR	6-0	180	Fr.	Campobello, S.C./Chapman
83	Jake Henry	WR	5-11	180	R-Fr.	Cantonment, Fla./J.M. Tate
84	Mike Evans	TE	6-3	239	Jr.	Jacksonville, N.C./White Oak (Lenoir-Rhyne)
84	Joe Hartung	TE	6-3	256	R-Fr.	Greenwood, S.C./Greenwood
85	Michael Queen	WR	6-1	200	So.	Apex, N.C./Northwood
86	Trey Ross	TE	6-3	223	Fr.	Sophia, N.C./Randleman
87	Collin Reed	TE	6-4	248	Jr.	Boiling Springs, S.C./Boiling Springs
88	Cameron Pack	DL	6-4	240	So.	Mount Airy, N.C./Mount Airy
88	Henry Pearson	TE	6-3	243	Fr.	Ho-Ho-Kus, N.J./Paramus Catholic
89	Devin Papenheim	TE	6-6	254	Jr.	Bushnell, Fla./South Sumter
89	Dorian Pickett	DL	6-2	220	Fr.	Beulaville, N.C./East Duplin
90	Chris Willis	DL	6-2	245	So.	Shelby, N.C./Crest
91	Tommy Dawkins	DL	6-2	227	So.	Concord, N.C./Cox Mill
91	Chandler Staton	K	5-11	184	So.	Gainesville, Ga./Gainesville
92	MyQuon Stout	DL	6-1	280	Sr.	Salisbury, N.C./Jesse C. Carson
93	Elias McMurry	LS	6-0	237	Sr.	Statesville, N.C./Statesville
94	Josh Houser	DL	6-1	283	Jr.	Boonville, N.C./Starmount
95	George Blackstock	DL	6-1	258	R-Fr.	Eden, N.C./Eden Morehead
96	Markell Clark	DL	6-0	264	So.	Dacula, Ga./Spain Park
97	Caleb Spurlin	DL	5-10	255	So.	Galax, Va./Galax
98	E.J. Scott	DL	6-3	270	Jr.	Farmville, N.C./Farmville Central (Shaw)
99	Jordon Earle	DL	6-2	305	Fr.	West Palm Beach, Fla./Forest Hill

No.	Name	Pos.	Ht.	Wt.	Cl.
70	Cooper Hodges	OL	6-4	301	Fr.
94	Josh Houser	DL	6-1	283	Jr.
30	Clayton Howell	P	6-0	183	R-Fr.
7	Jacob Huesman	QB	6-3	203	So.
21	Ryan Huff	DB	6-1	200	R-Fr.
51	Baer Hunter	OL	6-2	286	So.
66	Will Israel	DL	6-2	215	R-Fr.
52	D'Marco Jackson	LB	6-1	220	R-Fr.
8	Shemar Jean-Charles	DB	5-11	181	So.
75	Victor Johnson	OL	6-5	296	Jr.
16	Shaun Jolly	DB	5-9	171	R-Fr.
12	Steven Jones	DB	5-10	180	R-Fr.
11	Jeremy Level	DB	6-1	207	So.
39	Zion Madden	DB	5-10	157	Fr.
36	Brock Mattison	DL	6-1	217	Fr.
17	Trey McCollum	WR	5-10	206	So.
93	Elias McMurry	LS	6-0	237	Sr.
26	Matthew McQuinn	LB	6-0	202	R-Fr.
33	Jordan Mitchell	LB	6-0	203	Fr.
25	Jalin Moore	RB	5-11	207	Sr.
58	Ryan Neuzil	OL	6-3	280	So.
88	Cameron Pack	DL	6-4	240	So.
43	Hansky Paillant	DL	6-2	224	Fr.
89	Devin Papenheim	TE	6-6	254	Jr.
88	Henry Pearson	TE	6-3	243	Fr.
6	Camerun Peoples	RB	6-2	202	Fr.
28	Jay Person	LB	6-2	221	Fr.
89	Dorian Pickett	DL	6-2	220	Fr.
19	Mike Price	DB	5-10	188	Fr.
20	A'Darius Purifoy	WR	6-0	188	So.
85	Michael Queen	WR	6-1	200	So.
21	Dysaun Razzak	WR	5-7	152	Fr.
87	Collin Reed	TE	6-4	248	Jr.
63	Ivan Reyes	OL	6-1	292	So.
86	Trey Ross	TE	6-3	223	Fr.
41	Michael Rubino	K	6-3	215	Jr.
98	E.J. Scott	DL	6-3	270	Jr.
13	Kaiden Smith	DB	6-1	196	So.
2	Zeb Speir	QB	6-2	203	Sr.
97	Caleb Spurlin	DL	5-10	255	So.
91	Chandler Staton	K	5-11	184	So.
92	MyQuon Stout	DL	6-1	280	Sr.
39	Xavier Subotsch	P	6-1	193	So.
2	Corey Sutton	WR	6-3	205	So.
48	Demetrius Taylor	DL	6-1	260	So.
42	Harrison Taylor	DL	6-4	234	Fr.
7	Josh Thomas	DB	6-0	206	Jr.
12	Zac Thomas	QB	6-1	200	So.
82	Richard Tucker	WR	6-0	180	Fr.
11	Jalen Virgil	WR	6-1	206	So.
46	Chris Washington	DL	5-11	277	Fr.
14	Malik Williams	WR	5-10	183	So.
55	Matt Williams	OL	6-5	286	So.
26	Marcus Williams Jr.	RB	5-10	200	So.
90	Chris Willis	DL	6-2	245	So.
10	Tanner Wilson	QB	6-2	225	R-Fr.
67	Logan Wright	OL	6-4	305	So.

WELCOME TO THE ROCK

ELEVATION 3,333 FT.



APP STATE RECORD AT KIDD BREWER STADIUM SINCE 2003: 92-17

In addition to boasting one of the most picturesque settings for college football with Appalachian State's beautiful, modern campus and the natural beauty of the High Country serving as a backdrop, Kidd Brewer Stadium also stakes claim to being one of the toughest venues in the nation.

Through its 57th season in the venerable stadium, which opened as Conrad Stadium on Sept. 15, 1962, App State boasts a 246-75-5 all-time record at home, including victories in 92 of its last 109 home games.

App State led the FCS in regular-season attendance in each of its final seven seasons at that level. It has led the FBS Sun Belt Conference in home football attendance for the last two years.

Thanks to philanthropic funding through A Mountaineer Impact, Kidd Brewer Stadium received major enhancements in 2017. The video board display increased to three times the size of the previous board with 2,500 square feet to feature 13HD technology from Daktronics. It measures 50 feet high by 90 feet wide for the overall scoreboard, with the new LED display measuring more than 37 feet high by 67 feet wide. In 2018, the athletics complex that comprises Kidd Brewer Stadium and the surrounding facilities was renamed the Mark E. Ricks Athletics Complex.

Kidd Brewer Stadium's official capacity was 16,650 in 2007, but several expansion projects, including construction of the 120,000-square-foot Ricks Center, have almost doubled the capacity.

Conrad Stadium opened in honor of former University trustee and R.J. Reynolds executive William J. Conrad.

KIDD BREWER STADIUM QUICK FACTS

First Game:Sept. 15, 1962 vs. Emory and Henry
First Day Game:Oct. 13, 1962 vs. Catawba
First Win:Appalachian 27, Elon 12 (9/29/62)
First Loss: Emory & Henry 6, Appalachian 3 (9/15/62)
First Tie:Appalachian 21, Catawba 21 (10/13/62)
Games Played: 326
App State's Overall Record: 246-75-5 (.762)
Most Games Played in a Season:9 (2006, '07)
Most Wins in a Season: 9 (2006)
Most Losses in a Season: 4 (1979, 2013)
Most Consecutive Wins: 30 (2003-07)
Most Wins in a 2-Year Span: 17 (2006-07)
Most Wins in a 3-Year Span:24 ('05-07, '06-08)
Most Games Vs One Opponent: ..26 vs. W. Carolina
Most Wins Vs One Opponent: 19 vs. W. Carolina
Different Opponents at KBS: 73
App State's Record in August: 2-0
App State's Record in September: 75-23
App State's Record in October: 87-30-5
App State's Record in November: 71-16
App State's Record in December: 11-6
App State's Record in Night Games: 43-17-1



HOME RECORDS SINCE 2003

Year	Won	Lost	Tied	Pct.
2003	5	0	0	1.000
2004	6	0	0	1.000
2005	7	0	0	1.000
2006	9	0	0	1.000
2007	8	1	0	.889
2008	7	1	0	.875
2009	6	1	0	.857
2010	7	1	0	.875
2011	6	1	0	.857
2012	4	3	0	.571

FBS SEASONS

Year	Won	Lost	Tied	Pct.
2013	2	4	0	.333
2014	4	2	0	.667
2015	5	1	0	.833
2016	5	1	0	.833
2017	5	1	0	.833
2018	6	0	0	1.000
FBS	27	9	0	.750
All-Time	246	75	5	.762

APP STATE UPGRADES



APP STATE ATHLETICS PROJECTS APPROVED BY BOARD OF GOVERNORS

An exciting new phase in facilities progress for Appalachian State Athletics will begin soon as the University of North Carolina Board of Governors voted to approve construction of the Kidd Brewer Stadium north end zone facility and advanced planning for the Appalachian 105 project.

The design phase of the end zone project is complete, and the project has approval to be financed and constructed. The facility will be 80-100,000 square feet of space and will accommodate various athletics and academic uses, including spaces for athletic training, hydrotherapy, locker rooms, conference and continuing

education training, medical offices, coaches and staff offices, dining facilities, a team store and ticketing office. There will be approximately 1,000 premium seats added to the existing Kidd Brewer Stadium seating structure.

The facility will replace the 45-year-old Owens Field House, which is approximately 34,500 square feet. DPR Construction, the construction manager at risk, was awarded the pre-construction services contract.

"An enhanced experience for student-athletes and fans can go a long way in recruiting new students," Director of Athletics Doug Gillin said. "The discussions for a new end zone facility have been ongoing

for a long time. We are excited and grateful for Board of Governors approval."

The project budget is \$45 million and will be funded through donations to Appalachian Athletics, club seat revenue, Food Services revenue and debt through millennial campus designation, which will be repaid using tenant lease revenue.

The facility plans include a schedule to open for the fall 2020 football season.

Advanced planning for the athletics portion of Appalachian 105 was also approved. The new complex, which will be built on the site of the old Watauga High School off Highway 105 in Boone, will feature relocated competition and

training facilities for the App State track & field, tennis and softball programs. Some of the facilities require relocation because of the Kidd Brewer Stadium north end zone project, while others will be enhanced to improve facilities for student-athletes.

The complex is expected to include a track, four indoor tennis courts, six outdoor tennis courts, a softball stadium, a multi-use field and a building with shared team spaces and offices. The project timeline is yet to be determined. Basic plans have been developed, but planning is not complete. Once planning is complete, the project will be submitted for approval for full authorization.

MOUNTAINEERS MAKING BOONE PROUD



Doug Middleton, a former All-Sun Belt standout and current New York Jets safety, received his master's degree in public administration from App State in May.



Country music star Luke Combs, who attended App State, hugs Scott Satterfield on the field before last year's home finale against Louisiana.



Country music star Eric Church, who also attended App State, participated in the pregame coin toss before the 2016 home game against Miami.

2018 BREAKDOWN

CAREER GAMES/STARTS

Player	Career Games	Starts (In a Row)
Brad Absher	35	1
Mock Adams	23	—
Brody Barrett	28	—
Markell Clark	20	—
Noel Cook	30	12 (11)
Akeem Davis-Gaither	40	15 (12)
Elijah Diarrassouba	23	12 (12)
Clifton Duck	38	38 (38)
Tobias Edge-Campbell	29	6
Darrynton Evans	24	7
Austin Exford	40	3
Jordan Fehr	28	12 (12)
Anthony Flory	48	25 (25)
Desmond Franklin	36	20 (1)
Tim Frizzell	23	1
Cole Garrison	24	2 (1)
Okon Godwin	44	14
Chandler Greer	27	16 (12)
Noah Hannon	25	25 (25)
Tae Hayes	51	32 (25)
Thomas Hennigan	25	25 (25)
Baer Hunter	23	11 (5)
Shemar Jean-Charles	24	—
Victor Johnson	37	37
Elias McMurry	51	—
Jalin Moore	42	20
Ryan Neuzil	19	17 (17)
Devin Papenheimer	28	7 (3)
Collin Reed	33	13 (3)
Michael Rubino	38	—
Kaiden Smith	22	—
Chandler Staton	20	—
MyQuon Stout	50	37 (27)
Demetrius Taylor	24	—
Josh Thomas	41	15 (12)
Zac Thomas	15	11 (4)
Jalen Virgil	25	1
Malik Williams	25	9
Marcus Williams Jr.	19	4 (1)
Chris Willis	24	4 (1)

GAME-BY-GAME LEADERS

OPPONENT	RUSHING	PASSING	RECEIVING	ALL-PURPOSE	TACKLES
Penn State	Moore (88)	Thomas (270)	Sutton (87)	Evans (149)	Flory (9)
Charlotte	Moore (38)	Thomas (295)	Sutton (155)	Sutton (155)	Davis-Gaither (8)
Gardner-Webb	Hicks (150)	Thomas (185)	Heath (111)	Hicks (150)	Duck (5)
South Alabama	Moore (123)	Thomas (146)	Hennigan (65)	Moore (123)	Davis-Gaither (8)
Arkansas State	Evans (115)	Thomas (144)	Virgil (47)	Evans (132)	Fehr (15)
Louisiana	Evans (183)	Thomas (106)	Pearson (38)	Evans (203)	Davis-Gaither (15)
Ga. Southern	Evans (63)	Derrick (73)	Sutton (64)	Evans (157)	Flory (10)
Coastal	Evans (159)	Huesman (127)	Heath (55)	Evans (206)	Fehr (8)
Texas State	Evans (86)	Thomas (247)	Reed (52)	Evans (131)	Flory/Fehr (9)
Georgia State	Evans (127)	Thomas (282)	Sutton (101)	Evans (137)	Duck/D-G/Flory (7)
Troy	Evans (108)	Thomas (113)	Sutton (72)	Evans (151)	Davis-Gaither (14)
Louisiana (SBC)	Evans (111)	Thomas (75)	Sutton/Reed (23)	Evans (218)	Flory (11)

MISCELLANEOUS INFO (TEAM CAPTAINS: MOORE, STOUT, J. THOMAS, JOHNSON)

OPPONENT	COIN TOSS	CHOICE	1ST APP PLAY	1ST SERIES	OPPONENT	LENGTH	TOPS	PANTS
Penn State	Penn State	Accepts	Sutton catch, 6 yds	FG	TD	3:40	White	Black
Charlotte	Charlotte	Defers	Thomas run, 1 yd	FG	Punt	2:53	White	White
GWU	GWU	Defers	Moore run, 2 yds	TD	Punt (Blk)	3:00	Black	Gold
S. Alabama	So. Alabama	Defers	Inc. pass to Evans	TD	Punt	3:05	Black	Black
A-State	App State	Defers	Moore run, -1 yd	TO (downs)	Punt	3:23	White	White
Louisiana	Louisiana	Accepts	Evans run, 4 yds	Punt	Punt	3:05	Black	Black
Ga. Southern	App State	Defers	FS; Evans run, 1 yd	Punt	Punt	3:07	White	Black
Coastal	Coastal	Defers	Evans run, 3 yds	Punt	Punt	2:58	White	White
Texas State	App State	Defers	Reed catch, 43 yds	TD	Fumble	2:43	White	Black
Ga. State	Ga. State	Accepts	Pearson catch, 21 yds	TD	TD	2:51	Black	Black
Troy	App State	Defers	Incomplete pass	Missed FG	Punt	3:30	Black	Black
Louisiana	Louisiana	Accepts	Williams Jr., run, 1 yd	TD	FG	3:05	Black	Black

STARTING LINEUPS

OFFENSE	LT	LG	C	RG	RT	WR	WR	WR	TE	QB	RB
Penn State	Johnson	Neuzil	Hannon	Hunter	Greer	Sutton	Hennigan	Papenheimer^	Reed	Thomas	Moore
Charlotte	Johnson	Neuzil	Hannon	Hunter	Greer	Sutton	Hennigan	Mal. Williams	Reed	Thomas	Moore
Gardner-Webb	Johnson	Neuzil	Hannon	Hunter	Greer	Sutton	Hennigan	Mal. Williams	Reed	Thomas	Moore
South Alabama	Johnson	Neuzil	Hannon	Hunter	Greer	Sutton	Hennigan	Mal. Williams	Absher*	Thomas	Evans*
Arkansas State	Johnson	Neuzil	Hannon	Hunter	Greer	Sutton	Hennigan	Pearson^	Reed	Thomas	Moore
Louisiana	Johnson	Neuzil	Hannon	Hunter	Greer	Sutton	Hennigan	Mal. Williams	Reed	Thomas	Evans
Georgia Southern	Johnson	Neuzil	Hannon	Garrison	Greer	Sutton	Hennigan	Papenheimer^	Reed	Thomas	Evans
Coastal Carolina	Johnson	Neuzil	Hannon	Hunter	Greer	Sutton	Hennigan	Mal. Williams	Reed	Huesman	Evans
Texas State	Johnson	Neuzil	Hannon	Hunter	Greer	Sutton	Hennigan	Pearson^	Reed	Thomas	Evans
Georgia State	Johnson	Neuzil	Hannon	Hunter	Greer	Sutton	Hennigan	Papenheimer^	Pearson	Thomas	Evans
Troy	Johnson	Neuzil	Hannon	Hunter	Greer	Sutton	Hennigan	Papenheimer^	Reed	Thomas	Evans
Louisiana (SBC)	Garrison	Neuzil	Hannon	Hunter	Greer	Sutton	Hennigan	Papenheimer^	Reed	Thomas	Williams Jr.

^ - Two TE's, * - Empty backfield with four WR's, RB in slot

DEFENSE	DE	NT	DE	OLB	ILB	ILB	OLB	SS	FS	CB	CB
Penn State	Godwin	Stout	Diarrassouba	Frizzell	Flory	Fehr	Davis-Gaither	Thomas	Franklin	Duck	Hayes
Charlotte	Godwin	Stout	Diarrassouba	Cook	Flory	Fehr	Davis-Gaither	Thomas	Franklin	Duck	Hayes
Gardner-Webb	Godwin	Stout	Diarrassouba	Cook	Flory	Fehr	Davis-Gaither	Thomas	Franklin	Duck	Hayes
South Alabama	Godwin	Stout	Diarrassouba	Cook	Flory	Fehr	Davis-Gaither	Thomas	Franklin	Duck	Hayes
Arkansas State	Godwin	Stout	Diarrassouba	Cook	Flory	Fehr	Davis-Gaither	Thomas	Franklin	Duck	Hayes
Louisiana	Godwin	Stout	Diarrassouba	Cook	Flory	Fehr	Davis-Gaither	Thomas	Franklin	Duck	Hayes
Georgia Southern	Godwin	Stout	Diarrassouba	Cook	Flory	Fehr	Davis-Gaither	Thomas	Franklin	Duck	Hayes
Coastal Carolina	Willis	Stout	Diarrassouba	Cook	Flory	Fehr	Davis-Gaither	Thomas	Exford	Duck	Hayes
Texas State	Willis	Stout	Diarrassouba	Cook	Flory	Fehr	Davis-Gaither	Thomas	Exford	Duck	Hayes
Georgia State	Willis	Stout	Diarrassouba	Cook	Flory	Fehr	Davis-Gaither	Thomas	Franklin	Duck	Hayes
Troy	Godwin	Stout	Diarrassouba	Cook	Flory	Fehr	Davis-Gaither	Thomas	Exford	Duck	Hayes
Louisiana (SBC)	Willis	Stout	Diarrassouba	Cook	Flory	Fehr	Davis-Gaither	Thomas	Franklin	Duck	Hayes

2018 APP STATE FOOTBALL
Appalachian State Game Results (as of Dec 01, 2018)
All games

Date	Opponent		Score	Overall	Conference	Time	Attend
Sep 01, 2018	at #10 Penn State	Lo	38-45	0-1	0-0	3:40	105232
Sep 08, 2018	at Charlotte	W	45-9	1-1	0-0	2:53	19151
Sep 22, 2018	GARDNER-WEBB	W	72-7	2-1	0-0	3:00	21084
* Sep 29, 2018	SOUTH ALABAMA	W	52-7	3-1	1-0	3:05	25862
* Oct 09, 2018	at Arkansas State	W	35-9	4-1	2-0	3:23	21421
* Oct 20, 2018	LOUISIANA	W	27-17	5-1	3-0	3:05	27082
* Oct 25, 2018	at Georgia Southern	L	14-34	5-2	3-1	3:07	19252
* Nov 03, 2018	at Coastal Carolina	W	23-7	6-2	4-1	2:58	13004
* Nov 10, 2018	at Texas State	W	38-7	7-2	5-1	2:43	11482
* Nov 17, 2018	GEORGIA STATE	W	45-17	8-2	6-1	2:51	22315
* Nov 24, 2018	TROY	W	21-10	9-2	7-1	3:30	20410
Dec. 1, 2018	LOUISIANA	W	30-19	10-2	7-1	3:05	14963

2018 APP STATE FOOTBALL
Appalachian State Overall Team Statistics (as of Dec 01, 2018)
All games

Team Statistics	APP	OPP
SCORING	440	188
Points Per Game	36.7	15.7
Points Off Turnovers	77	31
FIRST DOWNS	242	184
Rushing	122	84
Passing	101	82
Penalty	19	18
RUSHING YARDAGE	2892	1575
Yards gained rushing	3068	1853
Yards lost rushing	176	278
Rushing Attempts	506	440
Average Per Rush	5.7	3.6
Average Per Game	241.0	131.2
TDs Rushing	30	12
PASSING YARDAGE	2263	1777
Comp-Att-Int	179-293-10	184-333-15
Average Per Pass	7.7	5.3
Average Per Catch	12.6	9.7
Average Per Game	188.6	148.1
TDs Passing	22	7
TOTAL OFFENSE	5155	3352
Total Plays	799	773
Average Per Play	6.5	4.3
Average Per Game	429.6	279.3
KICK RETURNS: #-Yards	22-642	31-799
PUNT RETURNS: #-Yards	26-346	16-62
INT RETURNS: #-Yards	15-236	10-149
KICK RETURN AVERAGE	29.2	25.8
PUNT RETURN AVERAGE	13.3	3.9
INT RETURN AVERAGE	15.7	14.9
FUMBLES-LOST	8-4	17-6
PENALTIES-Yards	75-702	66-525
Average Per Game	58.5	43.8
PUNTS-Yards	52-2196	74-3009
Average Per Punt	42.2	40.7
Net punt average	40.7	34.9
KICKOFFS-Yards	79-4872	45-2692
Average Per Kick	61.7	59.8
Net kick average	37.0	35.6
TIME OF POSSESSION/Game	30:55	29:05
3RD-DOWN Conversions	64/159	54/173
3rd-Down Pct	40%	31%
4TH-DOWN Conversions	13/22	6/20
4th-Down Pct	59%	30%
SACKS BY-Yards	22-141	18-104
MISC YARDS	34	0
TOUCHDOWNS SCORED	58	20
FIELD GOALS-ATTEMPTS	11-15	16-19
ON-SIDE KICKS	1-1	2-3
RED-ZONE SCORES	(41-49) 84%	(22-27) 81%
RED-ZONE TOUCHDOWNS	(34-49) 69%	(13-27) 48%
PAT-ATTEMPTS	(57-58) 98%	(20-20) 100%
ATTENDANCE	131716	189542
Games/Avg Per Game	6/21953	6/31590
Neutral Site Games		0/0

Score by Quarters	1st	2nd	3rd	4th	OT	Total
Appalachian State	118	142	65	115	0	440
Opponents	48	44	51	38	7	188

2018 APP STATE FOOTBALL
Appalachian State Overall Individual Statistics (as of Dec 01, 2018)
All games

Rushing	gp-gs	att	gain	loss	net	avg	td	lg	avg/g
Evans, D.	12-7	165	1106	27	1079	6.5	7	79	89.9
Williams, Marc.	11-1	116	544	8	536	4.6	4	27	48.7
Thomas, Zac	11-11	83	557	81	476	5.7	10	62	43.3
Moore, Jalin	5-4	63	412	12	400	6.3	6	81	80.0
Hicks, D'Andre	6-0	24	192	7	185	7.7	1	73	30.8
Peoples, C.	2-0	14	97	2	95	6.8	1	27	47.5
Derrick, Peyton	6-0	8	46	5	41	5.1	1	12	6.8
Heath, D.	12-0	3	31	0	31	10.3	0	19	2.6
Harper, D.	5-0	6	17	0	17	2.8	0	6	3.4
Huesman, Jacob	7-1	12	39	23	16	1.3	0	17	2.3
Harrington, D.	1-0	4	16	0	16	4.0	0	5	16.0
Jackson, D.	12-0	1	5	0	5	5.0	0	5	0.4
Virgil, Jalen	12-0	1	5	0	5	5.0	0	5	0.4
Williams, Malik	12-5	1	1	0	1	1.0	0	1	0.1
TEAM	7-0	5	0	11	-11	-2.2	0	0	-1.6
Total	12	506	3068	176	2892	5.7	30	81	241.0
Opponents	12	440	1853	278	1575	3.6	12	47	131.2

Passing	gp-gs	effic	comp-att-int	pct	yds	td	lg	avg/g
Thomas, Zac	11-11	152.96	144-230-4	62.6	1862	18	90	169.3
Huesman, Jacob	7-1	97.12	21-38-4	55.3	206	2	33	29.4
Derrick, Peyton	6-0	141.93	13-22-2	59.1	186	2	50	31.0
Speir, Zeb	2-0	58.53	1-3-0	33.3	9	0	9	4.5
Total	12	143.92	179-293-10	61.1	2263	22	90	188.6
Opponents	12	98.01	184-333-15	55.3	1777	7	57	148.1

Receiving	gp-gs	no.	yds	avg	td	lg	avg/g
Sutton, Corey	12-12	36	695	19.3	8	90	57.9
Hennigan, T.	12-12	26	282	10.8	0	33	23.5
Heath, D.	12-0	23	304	13.2	5	64	25.3
Williams, Malik	12-5	22	235	10.7	3	38	19.6
Virgil, Jalen	12-0	15	180	12.0	0	41	15.0
Pearson, Henry	12-3	13	159	12.2	1	26	13.2
Reed, Collin	12-10	12	134	11.2	3	43	11.2
Evans, D.	12-7	12	87	7.2	1	25	7.2
Moore, Jalin	5-4	6	40	6.7	0	14	8.0
Williams, Marc.	11-1	5	84	16.8	1	34	7.6
Absher, Brad	12-1	5	30	6.0	0	10	2.5
Purifoy, A.	5-0	2	25	12.5	0	20	5.0
Papenheim, D.	8-5	1	8	8.0	0	8	1.0
Hicks, D'Andre	6-0	1	0	0.0	0	0	0.0
Total	12	179	2263	12.6	22	90	188.6
Opponents	12	184	1777	9.7	7	57	148.1

Punt Returns	no.	yds	avg	td	lg
Duck, Clifton	17	216	12.7	1	62
Hennigan, T.	4	81	20.2	1	59
Jones, Steven	2	18	9.0	1	0
Heath, D.	1	3	3.0	0	3
Taylor, D.	1	9	9.0	0	0
Absher, Brad	1	4	4.0	0	4
Jackson, D.	0	15	0.0	0	15
Total	26	346	13.3	3	62
Opponents	16	62	3.9	0	29

Interceptions	no.	yds	avg	td	lg
Franklin, D.	4	113	28.2	1	46
Hayes, Tae	3	75	25.0	0	32
Thomas, Josh	3	20	6.7	0	18
Duck, Clifton	1	0	0.0	0	0
Exford, Austin	1	3	3.0	0	3
Cook, Noel	1	2	2.0	0	2
Hennigan, T.	1	23	23.0	0	23
Smith, Kaiden	1	0	0.0	0	0
Total	15	236	15.7	1	46
Opponents	10	149	14.9	1	60

Kick Returns	no.	yds	avg	td	lg
Evans, D.	14	469	33.5	1	100
Hennigan, T.	8	173	21.6	0	37
Total	22	642	29.2	1	100
Opponents	31	799	25.8	0	61

Fumble Returns	no.	yds	avg	td	lg
Exford, Austin	0	0	0.0	1	0
Total	0	0	0.0	1	0
Opponents	0	0	0.0	0	0

2018 APP STATE FOOTBALL
Appalachian State Overall Individual Statistics (as of Dec 01, 2018)
All games

Scoring	td	fg	PAT				dxp	saf	pts
			kick	rush	rcv	pass			
Staton, C.	-	11-15	55-55	-	-	-	-	-	88
Thomas, Zac	10	-	-	-	-	-	-	-	60
Evans, D.	9	-	-	-	-	-	-	-	54
Sutton, Corey	8	-	-	-	-	-	-	-	48
Moore, Jalin	6	-	-	-	-	-	-	-	36
Heath, D.	5	-	-	-	-	-	-	-	30
Williams, Marc.	5	-	-	-	-	-	-	-	30
Williams, Malik	3	-	-	-	-	-	-	-	18
Reed, Collin	3	-	-	-	-	-	-	-	18
Peoples, C.	1	-	-	-	-	-	-	-	6
Derrick, Peyton	1	-	-	-	-	-	-	-	6
Pearson, Henry	1	-	-	-	-	-	-	-	6
Hicks, D'Andre	1	-	-	-	-	-	-	-	6
Exford, Austin	1	-	-	-	-	-	-	-	6
Duck, Clifton	1	-	-	-	-	-	-	-	6
Jones, Steven	1	-	-	-	-	-	-	-	6
Hennigan, T.	1	-	-	-	-	-	-	-	6
Franklin, D.	1	-	-	-	-	-	-	-	6
Rubino, Michael	-	-	2-3	-	-	-	-	-	2
TEAM	-	-	-	-	-	-	-	1	2
Total	58	11-15	57-58	-	-	-	-	1	440
Opponents	20	16-19	20-20	-	-	-	-	-	188

Total Offense	g	plays	rush	pass	total	avg/g
Thomas, Zac	11	313	476	1862	2338	212.5
Evans, D.	12	165	1079	0	1079	89.9
Williams, Marc.	11	116	536	0	536	48.7
Moore, Jalin	5	63	400	0	400	80.0
Derrick, Peyton	6	30	41	186	227	37.8
Huesman, Jacob	7	50	16	206	222	31.7
Hicks, D'Andre	6	24	185	0	185	30.8
Peoples, C.	2	14	95	0	95	47.5
Heath, D.	12	3	31	0	31	2.6
Harper, D.	5	6	17	0	17	3.4
Harrington, D.	1	4	16	0	16	16.0
Speir, Zeb	2	3	0	9	9	4.5
Virgil, Jalen	12	1	5	0	5	0.4
Jackson, D.	12	1	5	0	5	0.4
Williams, Malik	12	1	1	0	1	0.1
TEAM	7	5	-11	0	-11	-1.6
Total	12	799	2892	2263	5155	429.6
Opponents	12	773	1575	1777	3352	279.3

Field Goals	fg	pct.	01-19	20-29	30-39	40-49	50-99	lg	blk
Staton, C.	11-15	73.3	0-0	4-4	3-6	4-4	0-1	43	0
FG Sequence									
Appalachian State			Opponents						
Penn State	(38),56		(32)						
Charlotte	(31)		(46),(54),(48)						
Gardner-Webb	(33)		-						
South Alabama	(23)		28						
Arkansas State	36		(31),(47),(33)						
Louisiana	(40),(29)		(43)						
Georgia Southern	-		(42),(43)						
Coastal Carolina	-		50						
Texas State	(29)		-						
Georgia State	31,(23)		(52)						
Troy	35		(26),46						
Louisiana	(42),(42),(43)		(37),(45),(23),(24)						

Punting	no.	yds	avg	lg	tb	fc	i20	50+	blk
Howell, Clayton	46	1988	43.2	62	1	20	11	9	0
Subotsch, X.	5	169	33.8	36	0	2	3	0	0
Thomas, Zac	1	39	39.0	39	0	0	1	0	0
Total	52	2196	42.2	62	1	22	15	9	0
Opponents	74	3009	40.7	75	4	20	21	17	4
Kickoffs									
Rubino, Michael	78	4807	61.6	45	0				
Staton, C.	1	65	65.0	1	0				
Total	79	4872	61.7	46	0	25.8	37.0	28	
Opponents	45	2692	59.8	18	0	29.2	35.6	29	

Numbers in (parentheses) indicate field goal was made.

2018 APP STATE FOOTBALL
Appalachian State Overall Individual Statistics (as of Dec 01, 2018)
All games

All Purpose	g	rush	rcv	pr	kr	ir	total	avg/g
Evans, D.	12	1079	87	0	469	0	1635	136.2
Sutton, Corey	12	0	695	0	0	0	695	57.9
Williams, Marc.	11	536	84	0	0	0	620	56.4
Hennigan, T.	12	0	282	81	173	23	559	46.6
Thomas, Zac	11	476	0	0	0	0	476	43.3
Moore, Jalin	5	400	40	0	0	0	440	88.0
Heath, D.	12	31	304	3	0	0	338	28.2
Williams, Malik	12	1	235	0	0	0	236	19.7
Duck, Clifton	12	0	0	216	0	0	216	18.0
Hicks, D'Andre	6	185	0	0	0	0	185	30.8
Virgil, Jalen	12	5	180	0	0	0	185	15.4
Pearson, Henry	12	0	159	0	0	0	159	13.2
Reed, Collin	12	0	134	0	0	0	134	11.2
Franklin, D.	12	0	0	0	0	113	113	9.4
Peoples, C.	2	95	0	0	0	0	95	47.5
Hayes, Tae	12	0	0	0	0	75	75	6.2
Derrick, Peyton	6	41	0	0	0	0	41	6.8
Absher, Brad	12	0	30	4	0	0	34	2.8
Purifoy, A.	5	0	25	0	0	0	25	5.0
Thomas, Josh	12	0	0	0	0	20	20	1.7
Jackson, D.	12	5	0	15	0	0	20	1.7
Jones, Steven	12	0	0	18	0	0	18	1.5
Harper, D.	5	17	0	0	0	0	17	3.4
Huesman, Jacob	7	16	0	0	0	0	16	2.3
Harrington, D.	1	16	0	0	0	0	16	16.0
Taylor, D.	12	0	0	9	0	0	9	0.8
Papenheim, D.	8	0	8	0	0	0	8	1.0
Exford, Austin	12	0	0	0	0	3	3	0.2
Cook, Noel	11	0	0	0	0	2	2	0.2
TEAM	7	-11	0	0	0	0	-11	-1.6
Total	12	2892	2263	346	642	236	6379	531.6
Opponents	12	1575	1777	62	799	149	4362	363.5

2018 APP STATE FOOTBALL
Appalachian State Overall Defensive Statistics (as of Dec 01, 2018)
All games

##	Defensive Leaders	gp-gs	Tackles				Sacks	Pass defense			Fumbles		blkd	
			ua	a	tot	tfl/yds	no-yds	int-yds	brup	qbh	rcv-yds	ff	kick	saf
24	Davis-Gaither	12-12	41	54	95	8.5-18	1.0-4	.	7	3	.	2	.	.
44	Flory, Anthony	12-12	36	55	91	5.0-7	.	.	3	4	1-0	1	.	.
59	Fehr, Jordan	12-12	35	50	85	7.5-43	5.5-41	.	2	2	1-0	.	.	.
20	Cook, Noel	11-11	32	37	69	10.0-30	3.5-18	1-2	1	3
4	Duck, Clifton	12-12	26	22	48	3.0-11	.	1-0	5
9	Exford, Austin	12-3	21	27	48	3.5-8	.	1-3	2	.	2-0	1	.	.
6	Franklin, D.	12-9	25	20	45	2.0-4	.	4-113	4	1
17	Hayes, Tae	12-12	27	13	40	3.0-7	.	3-75	6	.	.	.	2	.
7	Thomas, Josh	12-12	23	12	35	2.5-6	.	3-20	2	1	.	1	.	.
40	Doublin, Logan	11-0	12	13	25	1
52	Jackson, D.	12-0	8	16	24	1.0-5	.	.	1	1
90	Willis, Chris	12-4	10	13	23	5.5-24	2.0-11	.	.	2	.	1	.	.
47	Godwin, Okon	12-8	10	9	19	4.0-23	2.0-15	.	1	1
92	Stout, MyQuon	12-12	4	15	19	1.5-5	.	.	2	4	1-0	.	.	.
97	Spurlin, Caleb	12-0	7	11	18	2.5-8	1.5-7	.	.	.	1-0	1	1	.
57	Diarrassouba, E	12-12	3	12	15	2.5-8	1.0-5	.	.	2
48	Taylor, D.	12-0	6	8	14	3.0-15	2.5-14	.	1	2	.	.	1	.
45	Cobb, Trey	11-0	4	9	13
98	Scott, E.J.	12-0	3	9	12	0.5-1	.	.	1	2
54	McDaniel, J.	6-0	6	4	10	3.0-20	2.0-19	.	.	2
95	Blackstock, G.	9-0	2	7	9	1.0-1
21	Huff, Ryan	12-0	3	5	8	2.0-9	0.5-3
10	Frizzell, Tim	10-1	3	4	7	1
1J	Jones, Steven	12-0	4	2	6	1	2	.
27	Beach, A.J.	8-0	4	2	6
8	Jean-Charles, S	11-0	3	2	5	.	.	.	4
22	Hicks, D'Andre	6-0	2	2	4
68	Barrett, Brody	11-0	1	3	4	0.5-4	0.5-4
13	Smith, Kaiden	12-0	2	1	3	1.0-2	.	1-0
94	Houser, Josh	9-0	1	2	3
31	Hampton, Nick	3-0	2	.	2	1
2D	Dawson, Kaleb	3-0	1	1	2
9D	Dawkins, Tommy	2-0	1	1	2
28	Person, Jay	2-0	1	1	2	1.0-5
51	Hunter, Baer	12-11	2	.	2
5B	Bird, Tyler	12-0	.	2	2
5	Hennigan, T.	12-12	2	.	2	.	.	1-23
96	Clark, Markell	7-0	.	2	2
18	Absher, Brad	12-1	2	.	2
41	Rubino, Michael	12-0	1	1	2
75	Johnson, Victor	11-11	1	.	1
60	Hannon, Noah	12-12	1	.	1
66	Israel, Will	2-0	1	.	1
16	Jolly, Shaun	10-0	.	1	1
3	Evans, D.	12-7	1	.	1
TM	TEAM	7-0	1
Total		12	380	448	828	74-264	22-141	15-236	42	33	6-0	8	6	1
Opponents		12	416	464	880	59-177	18-104	10-149	35	14	4-0	5	.	.

2018 REGULAR SEASON HONORS**REESE'S SENIOR BOWL INVITATION**

Jalin Moore (running back)

FRESHMAN ALL-AMERICAN (THE ATHLETIC)

Clayton Howell (punter on 25-man team)

USA TODAY MIDSEASON ALL-AMERICAN

Clifton Duck (second team, returner)

ACADEMIC ALL-DISTRICT TEAM

Jordan Fehr, Darrynton Evans, Thomas Hennigan

BROYLES AWARD NOMINEE

Bryan Brown (Nation's top assistant coach)

JOE MOORE MIDSEASON HONOR ROLL

App State offensive line (14 OLs on list)

CFPA PERFORMER OF YEAR WATCH LIST

Zac Thomas (one of 32 players nationally)

HORNUNG AWARD HONOR ROLL

Darrynton Evans (honors versatility)

BURLSWORTH TROPHY NOMINEE

Noel Cook (honors one-time walk-ons)

RAY GUY AWARD WATCH LIST

Clayton Howell (punter)

NATIONAL PLAYER OF THE WEEK

9/8: Zac Thomas (CFPA & Manning Award 'Stars of the Week')

PFF SUN BELT ALL-CONFERENCE

Offense: Noah Hannon (C); Defense: Desmond Franklin (S), Austin Exford (S)

PFF NATIONAL TEAM OF THE WEEK

11/3: Josh Thomas (Defense)

12/1: Josh Thomas (Defense)

SUN BELT PLAYERS OF THE WEEK

9/1: Darrynton Evans (Special Teams)

9/8: Zac Thomas (Offense)

9/22: Steven Jones (Special Teams)

10/9: Jordan Fehr (Defense)

10/20: Darrynton Evans (Co-Offense)

11/3: Jordan Fehr (Defense)

11/17: Zac Thomas (Offense)

11/24: Akeem Davis-Gaither (Defense)

PFF COLLEGE WEEKLY SUN BELT TEAMS

9/1: Malik Williams (WR), Ryan Neuzil (OG), Jalin Moore (RB)

9/8: Desmond Franklin (S), Austin Exford (S), Corey Sutton (WR)

9/22: Dominique Heath (WR), Chandler Greer (OT)

9/29: Desmond Franklin (S), Jordan Fehr (LB), Noah Hannon (C)

10/20: Akeem Davis-Gaither (LB), Tae Hayes (CB), Darrynton Evans (RB)

11/3: Josh Thomas (S), Austin Exford (S), Jordan Fehr (LB), Chandler Greer (OT)

11/10: Desmond Franklin (S), Noah Hannon (C), Ryan Neuzil (OG), Collin Reed (TE)

11/17: Zac Thomas (QB), Corey Sutton (WR), MyQuon Stout (DT), Desmond Franklin (S)

11/24: Josh Thomas (S), Akeem-Davis Gaither (LB)

2018 PRESEASON HONORS**CLIFTON DUCK | DB**

- Jim Thorpe Award watch list
- Street and Smith 2nd-team All-American
- 1st-team Preseason Dream Team From College Football America Yearbook
- Sun Belt's "Best Cover Corner" by Lindy's
- 2018 Sun Belt Preseason Defensive Player of the Year
- 1st-team All-Sun Belt from the league

ANTHONY FLORY | LB

- 1st-team All-Sun Belt from the league

NOAH HANNON | OL

- 3rd-team All-Sun Belt from Athlon
- Sun Belt's "Best Interview" by Street and Smith

TAE HAYES | DB

- Bronko Nagurski Trophy watch list
- Sun Belt's No. 6 "NFL Talent" by Lindy's
- 2nd-team All-Sun Belt from the league

THOMAS HENNIGAN | WR

- 3rd-team All-Sun Belt from Athlon

VICTOR JOHNSON | OL

- Sun Belt's "Best Pass Blocker" by Lindy's
- 1st-team All-Sun Belt from the league

ELIAS MCMURRY | LS

- 1st-team All-Sun Belt from Phil Steele

JALIN MOORE | RB

- Maxwell Award watch list
- Doak Walker Award watch list
- Reese's Senior Bowl watch list
- Shared No. 11 spot with teammate Jalen Virgil on The Athletic's "Freaks List"
- NFL.com's No. 9 "most freakish athlete"
- Sun Belt's No. 1 "NFL Talent" by Lindy's
- Sun Belt's Top "NFL Prospect" and "Under Pressure" performer by Street and Smith
- No. 19 FBS running back (No. 2 among running backs) in G5 leagues by Athlon
- No. 18 running back by Sporting News
- One of the top 150 FBS players to watch (No. 62 overall, 11th among running backs) by NFL.com
- 1st-team All-Sun Belt from the league

COLLIN REED | TE

- John Mackey Award watch list
- 1st-team All-Sun Belt from the league

MYQUON STOUT | DL

- Wuerffel Trophy watch list
- 2nd-team All-Sun Belt from the league

ZAC THOMAS | QB

- 3rd-team All-Sun Belt from Athlon

JALEN VIRGIL | WR

- No. 11 on The Athletic's "Freaks List"
- Sun Belt's "Fastest Receiver" by Street and Smith

LONG PLAYS (30+ YARDS)

In terms of allowing big plays, Appalachian State and Washington are tied for first nationally with only nine plays of 30-plus yards allowed, compared to 33 such plays by App State's offense and 24 from Middle Tennessee's offense.

The Mountaineers are No. 2 nationally to unblemished Mississippi State with just one play of 50-plus yards allowed – a 57-yard gain by Georgia Southern.

APPALACHIAN STATE

YDS	PLAY	OPP. (QTR)
90	Sutton pass from Thomas*	CLT (4th)
81	Moore rush*	GWU (1st)
79	Evans rush*	TXST (3rd)
73	Hicks rush*	GWU (4th)
65	Evans rush	UL (3rd)
64	Heath pass from Thomas*	GWU (1st)
62	Thomas rush*	ASU (4th)
58	Evans rush	TROY (1st)
57	Evans rush	ASU (3rd)
56	Evans rush*	GSU (4th)
54	Thomas rush*	USA (1st)
50	Sutton pass from Derrick	GS (2nd)
48	Evans rush	UL-SBC (3rd)
44	Sutton pass from Thomas	USA (2nd)
43	Reed pass from Thomas	TXST (1st)
42	Evans rush	USA (3rd)
41	Virgil pass from Thomas	ASU (2nd)
40	Sutton pass from Thomas	GSU (1st)
39	Sutton pass from Thomas*	GSU (1st)
39	Evans rush	CCU (4th)
39	Evans rush	ASU (2nd)
39	Sutton pass from Thomas	PSU (4th)
38	Sutton pass from Thomas	CLT (1st)
38	Malik Williams pass from Thomas	CLT (2nd)
37	Moore rush	USA (3rd)
35	Thomas rush*	UL-SBC (4th)
34	Williams Jr. pass from Thomas	UL-SBC (4th)
33	Sutton pass from Huesman*	CCU (2nd)
33	Hennigan pass from Thomas	GSU (3rd)
31	Hennigan pass from Thomas	USA (1st)
31	Hennigan pass from Thomas	GWU (2nd)
31	Heath pass from Huesman	CCU (3rd)
30	Sutton pass from Thomas	PSU (4th)

* Denotes TD scored on play

OPPONENTS

YDS	PLAY	OPP. (QTR)
57	Anderson pass from Werts*	GS (2nd)
47	Werts run*	GS (3rd)
46	Hamler pass from McSorley	PSU (4th)
41	Baker pass from Orth	USA (1st)
40	Hart pass from Ellington	GSU (4th)
38	Mitchell pass from Lewis	UL (1st)
34	McCray pass from Orth	USA (2nd)
33	McCoy pass from Ellington	GSU (3rd)
32	Fields run	GS (3rd)

* Denotes TD scored on play

2018 ALL-SUN BELT AWARDS**Coach of the Year**

Scott Satterfield (Appalachian State)

Player of the Year

Justice Hansen (Arkansas State, QB, RS-Senior)

Offensive Player of the Year

Zac Thomas (Appalachian State, QB, Sophomore)

Defensive Player of the Year

Ronheen Bingham (Arkansas State, DE, Senior)

Newcomer of the Year

Kirk Merrit (Arkansas State, WR, Junior)

Freshman of the Year

Marcel Murray (Arkansas State, RB, Freshman)

Awards for Thomas, Satterfield Headline All-Sun Belt Honors

BOONE, N.C. — Highlighted by sophomore quarterback Zac Thomas being named Sun Belt Offensive Player of the Year, Scott Satterfield being named Sun Belt Coach of the Year and the program's 16 all-conference selections including six All-Sun Belt first-team picks, Appalachian State fared well as the league announced its 2018 awards Thursday.

The Mountaineers, who will host the Sun Belt Championship Game on Saturday after winning the East Division with a 7-1 record, put senior defensive tackle MyQuon Stout, junior defensive back Clifton Duck, junior offensive lineman Victor Johnson, junior linebacker Jordan Fehr, junior defensive back Desmond Franklin and sophomore running back Darrynton Evans on the All-Sun Belt first team. Duck received first-team recognition for the third straight year, and Johnson repeated as a first-team choice.

The All-Sun Belt second team included Thomas, senior offensive lineman Chandler Greer, junior linebacker Akeem Davis-Gaither, sophomore receiver Corey Sutton and sophomore offensive lineman Noah Hannon, while the third team had senior defensive back Tae Hayes, senior linebacker Anthony Flory, junior tight end Collin Reed, Duck (return specialist), and Evans (all-purpose).

App State's 16 all-conference selections were second most behind Troy's 19.

Four other App State players were All-Sun Belt honorable mention: junior defensive back Josh Thomas, junior linebacker Noel Cook, sophomore offensive lineman Ryan Neuzil and freshman tight end Henry Pearson.

With the nation's third-youngest roster, Satterfield led the Mountaineers to a division title. App State suffered its only league loss with Zac Thomas sidelined after the third play.

2018 ALL-SUN BELT TEAMS**First Team Offense**

QB - Justice Hansen (Arkansas State, RS-Senior)
RB - Darrynton Evans (App State, Sophomore)
 RB - B.J. Smith (Troy, Junior)
 WR - Kirk Merrit (Arkansas State, Junior)
 WR - Marcus Green (ULM, Senior)
 WR - Damion Willis (Troy, Senior)
 TE - Keenen Brown (Texas State, Senior)
OL - Victor Johnson (Appalachian State, Junior)
 OL - Lanard Bonner (Arkansas State, Senior)
 OL - Curtis Rainey (Georgia Southern, Senior)
 OL - Kevin Dotson (Louisiana, Junior)
 OL - Kirk Kelley (Troy, Junior)

Second Team Offense

QB - Zac Thomas (App State, Sophomore)
 RB - Elijah Mitchell (Louisiana, Sophomore)
 RB - Wesley Fields (Georgia Southern, Senior)
WR - Corey Sutton (Appalachian State, Soph.)
 WR - Justin McInnis (Arkansas State, Senior)
 WR - Jamarius Way (South Alabama, Senior)
 TE - Javonis Isaac (Arkansas State, Sophomore)
OL - Chandler Greer (Appalachian State, Senior)
OL - Noah Hannon (App State, Sophomore)
 OL - Jeremiah Culbreth (Georgia Southern, Senior)
 OL - Robert Hunt (Louisiana, Junior)
 OL - Deontae Crumitie (Troy, Senior)

Third Team Offense

QB - Caleb Evans (ULM, Junior)
 RB - Marcel Murray (Arkansas State, Freshman)
 RB - Trey Ragas (Louisiana, Sophomore)
 WR - Penny Hart (Georgia State, Junior)
 WR - Ja'Marcus Bradley (Louisiana, Junior)
 WR - Deondre Douglas (Troy, Senior)
TE - Collin Reed (Appalachian State, Junior)
 OL - Hunter Atkinson (Georgia State, Junior)
 OL - T.J. Fialoa (ULM, Sophomore)
 OL - Bobby Reynolds (ULM, Junior)
 OL - Tristan Crowder (Troy, Junior)
 OL - J.I. Gaston (Troy, Junior)

First Team Defense

DL - MyQuon Stout (Appalachian State, Senior)
 DL - Ronheen Bingham (Arkansas State, Senior)
 DL - Jeffrey Gunter (Coastal Carolina, Sophomore)
 DL - Trevon Sanders (Troy, Senior)
LB - Jordan Fehr (Appalachian State, Junior)
 LB - Bryan London II (Texas State, Junior)
 LB - Hunter Reese (Troy, Senior)
DB - Clifton Duck (Appalachian State, Junior)
DB - Desmond Franklin (App State, Junior)
 DB - Justin Clifton (Arkansas State, Senior)
 DB - Kindle Vildor (Georgia Southern, Junior)
 DB - Cedarius Rookard (Troy, Senior)

Second Team Defense


DL - William Bradley-King (Arkansas State, Soph.)
 DL - Forrest Merrill (Arkansas State, Junior)
 DL - Raymond Johnson (Ga. Southern, Soph.)
 DL - Tyree Turner (South Alabama, Junior)
LB - Akeem Davis-Gaither (App State, Junior)
 LB - David Griffith (ULM, Senior)
 LB - Bull Barge (South Alabama, Senior)
 LB - Tron Folsom (Troy, Junior)
 DB - Jerry Jacobs (Arkansas State, Sophomore)
 DB - Monquavion Brinson (Ga. Southern, Junior)
 DB - Nigel Lawrence (South Alabama, Senior)
 DB - Marcus Jones (Troy, Sophomore)

Third Team Defense

DL - Tarron Jackson (Coastal Carolina, Sophomore)
 DL - Logan Hunt (Georgia Southern, Senior)
 DL - Zi'Yon Hill (Louisiana, Freshman)
 DL - Antione Barker (Troy, Junior)
 DL - Jarvis Hayes (Troy, Junior)
LB - Anthony Flory (Appalachian State, Senior)
 LB - Jacques Boudreaux (Louisiana, Junior)
 LB - Nikolas Daniels (Texas State, Junior)
DB - Tae Hayes (Appalachian State, Senior)
 DB - Darreon Jackson (Arkansas State, Junior)
 DB - Blace Brown (Troy, Senior)
 DB - Tyler Murray (Troy, Sophomore)

**First Team Special Teams**

K - Tyler Bass (Georgia Southern, Junior)
 P - Brandon Wright (Georgia State, Junior)
 RS - Marcus Jones (Troy, Sophomore)
 AP - Marcus Green (ULM, Senior)

**Second Team Special Teams**

K - Tyler Sumpter (Troy, Sophomore)
 P - Cody Grace (Arkansas State, Junior)
 RS - Tra Minter (South Alabama, Junior)
 AP - Tra Minter (South Alabama, Junior)

**Third Team Special Teams**

K - Massimo Biscardi (Coastal Carolina, Freshman)
 P - Tyler Sumpter (Troy, Sophomore)
RS - Clifton Duck (Appalachian State, Junior)
AP - Darrynton Evans (App State, Sophomore)

SCORING DRIVES

APPALACHIAN STATE

Opp.	Qtr	Clock	Scoring Play	Plays	Yds	Time
PSU	1st	11:48	Evans 100 yd kickoff return			
PSU	1st	4:10	Staton 38 yd FG	12	60	6:37
PSU	4th	13:39	Williams 17 yd pass from Thomas	10	75	4:02
PSU	4th	7:40	Williams 24 yd pass from Thomas	9	80	3:32
PSU	4th	6:03	Thomas 1 yd run	4	53	1:36
PSU	4th	1:47	Moore 16 yd run	4	42	1:12
CLT	1st	10:25	Staton 31 yd FG	9	61	4:35
CLT	1st	1:03	Thomas 5 yd run	7	71	2:58
CLT	2nd	6:46	Sutton 27 yd pass from Thomas	6	75	2:19
CLT	2nd	0:43	Heath 7 yd pass from Thomas	5	75	0:54
CLT	3rd	6:01	Hennigan 59 yd punt return			
CLT	4th	14:45	Sutton 90 yd pass from Thomas	2	83	0:37
CLT	4th	9:28	Exford 0 yd fumble recovery			
GWU	1st	14:00	Heath 64 yd pass from Thomas	3	75	1:00
GWU	1st	11:53	Jones 0 yd blocked punt return			
GWU	1st	2:32	Moore 1 yd run	12	72	5:14
GWU	1st	0:08	Moore 81 yd run	2	92	0:25
GWU	2nd	14:06	Evans 9 yd run	1	9	0:07
GWU	2nd	12:42	Duck 62 yd punt return			
GWU	2nd	9:50	Thomas 12 yd run	5	59	1:52
GWU	2nd	0:00	Staton 33 yd FG	10	57	3:41
GWU	3rd	7:18	Heath 19 yd pass from Derrick	11	88	5:42
GWU	3rd	0:42	Derrick 3 yd run	6	73	2:43
GWU	4th	3:13	Hicks 73 yd run	5	90	2:34
USA	1st	13:11	Thomas 54 yd run	6	69	1:49
USA	1st	5:37	Moore 7 yd run	2	38	0:35
USA	1st	3:10	Thomas 7 yd run	2	25	0:25
USA	2nd	12:22	Sutton 2 yd pass from Thomas	6	86	2:57
USA	2nd	4:45	Moore 2 yd run	12	69	5:03
USA	2nd	2:41	Will., Mar. 27 yd pass from Thomas	2	37	0:35
USA	3rd	0:46	Staton 23 yd FG	7	86	3:29
USA	4th	3:04	Reed 3 yd pass from Derrick	13	95	7:40
ASU	2nd	11:13	Moore 27 run	4	75	1:41
ASU	2nd	2:57	Sutton 25 pass from Thomas	4	74	1:34
ASU	2nd	0:45	Evans 1 run	3	3	1:11
ASU	3rd	2:52	Reed 3 pass from Thomas	5	86	2:43
ASU	4th	6:09	Thomas 62 run	3	65	1:30
UL	1st	3:46	Evans 2 run	4	25	1:36
UL	2nd	13:10	Staton 40 yd FG	7	41	2:25
UL	2nd	2:11	Evans 20 pass from Thomas	10	73	5:17
UL	3rd	14:01	Will., Mar. 6 run	3	73	0:59
UL	4th	2:46	Staton 29 yd FG	11	47	5:43
GS	2nd	12:11	Will., Mar. 1 run	5	75	2:26
GS	4th	0:10	Williams 4 pass from Huesman	13	75	3:18
CCU	1st	10:16	Evans 26 run	3	37	1:20
CCU	2nd	1:40	Sutton 33 pass from Huesman	5	46	1:51
CCU	4th	9:54	Williams Jr. 1 run	3	44	1:32
TXST	1st	12:04	Heath 8 pass from Thomas	3	67	1:02
TXST	2nd	14:14	Reed 1 pass from Thomas	13	70	6:01
TXST	2nd	1:20	Evans 1 run	13	95	5:51
TXST	3rd	14:36	Evans 79 run	2	79	0:18
TXST	4th	14:50	Staton 29 yd FG	17	68	8:05
TXST	4th	2:01	Peoples 9 run	9	72	4:33
GSU	1st	8:54	Sutton 39 pass from Thomas	4	75	1:23
GSU	1st	3:16	Pearson 10 pass from Thomas	8	64	3:26
GSU	2nd	0:11	Staton 23 yd FG	12	75	4:04
GSU	3rd	9:16	Thomas 1 run	11	75	5:44
GSU	3rd	8:27	Franklin 26 interception return			
GSU	4th	14:18	Heath 21 pass from Thomas	7	75	3:24
GSU	4th	12:04	Evans 56 run	2	56	0:17
TROY	1st	5:50	Sutton 16 pass from Thomas	6	98	3:23
TROY	2nd	13:42	Sutton 15 pass from Thomas	11	50	4:08
TROY	2nd	11:09	Thomas 10 run	5	36	2:09
UL	1st	9:56	Williams Jr. 1 run	1	1	0:04
UL	2nd	3:17	Thomas 25 run	9	75	5:00
UL	3rd	12:19	Staton 42 yd FG	6	51	2:41
UL	3rd	0:00	Staton 42 yd FG	10	52	4:56
UL	4th	11:43	Thomas 35 run	4	44	1:32
UL	4th	2:09	Staton 43 yd FG	7	50	3:52

OPPONENTS

Opp.	Qtr	Clock	Scoring Play	Plays	Yds	Time
PSU	1st	12:02	McSorley 12 yd run	7	75	2:58
PSU	2nd	0:12	Pinegar 32 yd FG	12	77	4:32
PSU	3rd	9:41	McSorley 10 yd run	8	65	3:22
PSU	3rd	2:41	Slade 7 yd run	8	72	3:40
PSU	4th	11:17	Sanders 2 yd run	6	75	2:22
PSU	4th	0:42	Hamler 15 yd pass from McSorley	7	48	0:57
PSU	OT	15:00	Sanders 4 yd run	4	25	0:00
CLT	2nd	9:05	Cruz 46 yd FG	11	47	6:58
CLT	2nd	1:37	Cruz 54 yd FG	10	39	5:09
CLT	2nd	0:08	Cruz 48 yd FG	5	13	0:35
GWU	1st	7:55	Blackmon 14 yd pass from Smith	11	75	3:58
USA	1st	06:12	Baker 2 yd run	8	70	2:45
ASU	1st	9:39	Grupe 31 yd FG	11	54	3:47
ASU	2nd	12:54	Grupe 47 yd FG	10	45	3:59
ASU	2nd	4:37	Grupe 33 yd FG	5	48	2:20
UL	1st	0:41	Mitchell 38 pass from Lewis	8	75	3:05
UL	2nd	9:02	Pfau 43 yd FG	9	49	4:08
UL	4th	1:03	Ragas 27 run	7	69	1:37
GS	2nd	14:37	Anderson 57 pass from Werts	1	57	0:09
GS	2nd	9:53	Fields 10 run	1	10	0:06
GS	2nd	4:45	Bass 42 yd FG	6	31	3:34
GS	3rd	10:05	Werts 47 run	5	85	2:46
GS	3rd	1:34	Bass 43 yd FG	8	49	4:41
GS	4th	3:28	Fields 18 run	5	33	2:55
TXST	3rd	8:00	Brown 6 pass from Vitt	7	43	3:15
GSU	1st	10:17	Jones 7 pass from Ellington	10	75	4:43
GSU	3rd	2:42	Wright 52 yd FG	12	41	5:45
GSU	4th	8:20	Kirk 3 run	7	75	3:44
TROY	2nd	7:51	Sumpter 26 yd FG	7	52	3:09
TROY	3rd	9:21	Douglas 21 pass from Smith	6	49	1:31
UL	1st	10:13	Pfau 37 yd FG	9	55	4:47
UL	2nd	8:17	Pfau 45 yd FG	11	41	5:19
UL	3rd	10:34	Nunez 8 run	4	36	1:35
UL	3rd	5:00	Pfau 23 yd FG	7	28	3:24
UL	4th	6:01	Pfau 24 yd FG	12	60	5:36

2018 APP STATE FOOTBALL
Appalachian State Passing Game-by-Game (as of Dec 03, 2018)
All games

#12 Thomas, Zac	Comp	Att	Int	Pct	Yards	TD	Long	Sacked	Effic
Penn State	25	38	1	65.8	270	2	39	2-14	137.58
Charlotte	14	14	0	100.0	295	3	90	1-6	347.71
Gardner-Webb	11	15	0	73.3	185	1	64	2-18	198.93
South Alabama	8	18	2	44.4	146	2	44	0-0	127.02
Arkansas State	12	27	0	44.4	144	2	41	1-4	113.69
Louisiana	10	20	1	50.0	106	1	26	0-0	101.02
Georgia Southern	1	1	0	100.0	-1	0	0	0-0	91.60
Texas State	25	36	0	69.4	247	2	43	1-5	145.41
Georgia State	20	24	0	83.3	282	3	40	3-9	223.28
Troy	12	24	0	50.0	113	2	16	1-9	117.05
Louisiana	6	13	0	46.2	75	0	34	3-13	94.62
TOTALS	144	230	4	62.6	1862	18	90	14-78	152.96

#7H Huesman, Jacob	Comp	Att	Int	Pct	Yards	TD	Long	Sacked	Effic
Charlotte	1	1	0	100.0	0	0	0	0-0	100.00
Gardner-Webb	1	2	0	50.0	-2	0	0	0-0	41.60
Georgia Southern	8	14	2	57.1	67	1	18	1-6	92.34
Coastal Carolina	9	19	2	47.4	127	1	33	2-15	99.83
Georgia State	2	2	0	100.0	14	0	10	0-0	158.80
TOTALS	21	38	4	55.3	206	2	33	3-21	97.12

#1D Derrick, Peyton	Comp	Att	Int	Pct	Yards	TD	Long	Sacked	Effic
Penn State	1	1	0	100.0	22	0	22	0-0	284.80
Gardner-Webb	7	7	0	100.0	68	1	19	0-0	228.74
South Alabama	2	2	0	100.0	23	1	20	0-0	361.60
Georgia Southern	3	12	2	25.0	73	0	50	1-5	42.77
TOTALS	13	22	2	59.1	186	2	50	1-5	141.93

#2S Speir, Zeb	Comp	Att	Int	Pct	Yards	TD	Long	Sacked	Effic
Gardner-Webb	1	3	0	33.3	9	0	9	0-0	58.53
TOTALS	1	3	0	33.3	9	0	9	0-0	58.53

2018 APP STATE FOOTBALL
Appalachian State Rushing/Receiving Game-by-Game (as of Dec 03, 2018)
All games

RUSHING	No-Yds/TD	PSU	CHA	GWU	USA	ASU	LA	GS	CCU	TXST	GSU	TROY	LA
Evans, D.	165-1079/7	3-9/0	6-24/0	4-33/1	6-61/0	16-115/1	26-183/1	16-63/0	27-159/1	9-86/2	15-127/1	20-108/0	17-111/0
Williams, Marc.	116-536/4	DNP	4-31/0	7-49/0	9-59/0	8-18/0	13-37/1	11-59/1	19-103/1	6-10/0	13-58/0	11-58/0	15-54/1
Thomas, Zac	83-476/10	15-43/1	8-29/1	4-8/1	6-77/2	6-76/1	5-43/0	1-5/0	DNP	11-76/0	7-27/1	11-33/1	9-59/2
Moore, Jalin	63-400/6	18-88/1	11-38/0	8-119/2	19-123/2	7-32/1	DNP	DNP	DNP	DNP	DNP	DNP	DNP
Hicks, D'Andre	24-185/1	-	5-6/0	11-150/1	5-22/0	-	3-7/0	DNP	DNP	DNP	DNP	DNP	DNP
Peoples, C.	14-95/1	DNP	DNP	9-53/0	DNP	DNP	DNP	DNP	DNP	5-42/1	DNP	DNP	DNP
Derrick, Peyton	8-41/1	-	1-11/0	1-3/1	1-6/0	DNP	DNP	5-21/0	DNP	DNP	-	DNP	DNP
Heath, D.	3-31/0	1-19/0	-	1-7/0	-	-	-	-	-	-	-	-	1-5/0
Harper, D.	6-17/0	DNP	DNP	3-10/0	-	DNP	DNP	DNP	DNP	3-7/0	DNP	-	-
Huesman, Jacob	12-16/0	DNP	-	-	-	DNP	DNP	3-1/0	9-15/0	-	-	DNP	DNP
Harrington, D.	4-16/0	DNP	DNP	DNP	DNP	DNP	DNP	DNP	DNP	DNP	4-16/0	DNP	DNP
Virgil, Jalen	1-5/0	-	-	-	-	1-5/0	-	-	-	-	-	-	-
Jackson, D.	1-5/0	-	-	-	-	-	-	-	-	-	-	1-5/0	-
Williams, Malik	1-1/0	-	-	-	-	-	-	-	1-1/0	-	-	-	-
TEAM	5--11/0	DNP	DNP	-	-	DNP	1--4/0	-	-	DNP	DNP	2--3/0	2--4/0

RECEIVING	No-Yds/TD	PSU	CHA	GWU	USA	ASU	LA	GS	CCU	TXST	GSU	TROY	LA
Sutton, Corey	36-695/8	6-87/0	3-155/2	4-39/0	2-46/1	1-25/1	1-14/0	4-64/0	1-33/1	3-36/0	4-101/1	5-72/2	2-23/0
Heath, D.	23-304/5	2-35/0	1-7/1	4-111/2	-	1-9/0	3-20/0	-	4-55/0	5-43/1	1-21/1	1-8/0	1--5/0
Hennigan, T.	26-282/0	4-28/0	2-18/0	2-39/0	4-65/0	1-7/0	2-8/0	3-28/0	-	2-13/0	4-60/0	2-16/0	-
Williams, Malik	22-235/3	4-66/2	3-51/0	4-38/0	-	2-19/0	1-6/0	2-10/1	1-5/0	2-18/0	3-22/0	-	-
Virgil, Jalen	15-180/0	1-14/0	1-11/0	1-4/0	1-8/0	2-47/0	-	1-13/0	-	5-51/0	3-32/0	-	-
Pearson, Henry	13-159/1	1-8/0	3-50/0	-	-	1-17/0	2-38/0	-	-	2-4/0	3-36/1	1-6/0	-
Reed, Collin	12-134/3	-	-	1-11/0	1-3/1	2-15/1	-	1-17/0	1-9/0	3-52/1	1-4/0	-	2-23/0
Evans, D.	12-87/1	2-10/0	1-3/0	-	-	1-1/0	1-20/1	-	1-12/0	2-28/0	2-10/0	2-3/0	-
Williams, Marc.	5-84/1	DNP	-	-	1-27/1	-	-	-	1-13/0	1-2/0	-	1-8/0	1-34/0
Moore, Jalin	6-40/0	5-36/0	-	-	-	1-4/0	DNP	DNP	DNP	DNP	DNP	DNP	DNP
Absher, Brad	5-30/0	-	-	3-13/0	-	-	-	1-7/0	-	-	1-10/0	-	-
Purifoy, A.	2-25/0	-	-	1-5/0	1-20/0	-	DNP	DNP	DNP	DNP	DNP	DNP	DNP
Papenheimer, D.	1-8/0	1-8/0	DNP	DNP	DNP	DNP	-	-	-	-	-	-	-
Hicks, D'Andre	1-0/0	-	1-0/0	-	-	-	-	DNP	DNP	DNP	DNP	DNP	DNP

2018 APP STATE FOOTBALL
Appalachian State Total Tackles Game-by-Game (as of Dec 03, 2018)
All games

Total Tackles	UA-A	Total	PSU	CHA	GWU	USA	ASU	LA	GS	CCU	TXST	GSU	TROY	LA
Davis-Gaither	41-54	95	3-3	4-4	3-0	2-6	8-6	5-10	2-2	4-2	2-2	2-5	4-10	2-4
Flory, Anthony	36-55	91	4-6	3-3	1-2	3-2	5-3	2-7	3-7	3-4	4-5	1-6	4-2	3-8
Fehr, Jordan	35-50	85	6-3	1-1	3-0	1-4	6-9	1-7	1-1	5-3	4-5	1-5	4-4	2-8
Cook, Noel	32-37	69	DNP	3-4	0-2	5-2	1-5	6-7	1-2	2-1	3-5	3-3	4-2	4-4
Duck, Clifton	26-22	48	5-2	1-2	3-2	1-1	4-1	3-1	-	1-1	1-4	4-3	2-2	1-3
Exford, Austin	21-27	48	2-1	3-3	2-1	0-3	1-2	0-2	3-5	5-0	1-4	1-3	1-0	2-3
Franklin, D.	25-20	45	4-0	1-2	1-0	3-2	3-2	1-6	4-0	4-0	2-2	1-2	0-3	1-1
Hayes, Tae	27-13	40	2-1	2-1	0-1	3-1	3-0	4-1	1-0	1-1	2-1	2-2	1-1	6-3
Thomas, Josh	23-12	35	0-2	2-3	1-0	0-1	5-0	0-1	5-1	1-0	3-0	3-1	2-2	1-1
Doublin, Logan	12-13	25	DNP	0-1	-	2-1	2-3	1-1	4-4	-	2-1	-	1-0	0-2
Jackson, D.	8-16	24	1-0	0-4	1-2	0-5	2-1	0-1	0-1	1-0	2-0	-	0-1	1-1
Willis, Chris	10-13	23	0-1	1-2	2-0	0-1	0-1	0-1	1-0	2-1	3-1	-	1-3	0-2
Godwin, Okon	10-9	19	2-2	0-1	1-0	1-0	2-0	0-1	2-2	0-1	1-0	0-1	1-0	0-1
Stout, MyQuon	4-15	19	-	0-2	1-0	1-0	-	0-2	0-4	-	-	1-2	1-2	0-3
Spurlin, Caleb	7-11	18	1-0	0-1	0-1	1-1	2-2	1-1	0-1	-	0-2	-	2-0	0-2
Diarrassouba, E	3-12	15	-	0-2	0-2	-	0-1	0-3	0-2	1-0	1-0	-	1-0	0-2
Taylor, D.	6-8	14	1-0	0-1	-	0-1	1-1	0-3	1-0	0-1	1-0	1-1	1-0	-
Cobb, Trey	4-9	13	DNP	0-2	1-0	0-1	0-1	0-3	-	-	-	1-0	-	2-2
Scott, E.J.	3-9	12	-	-	1-0	1-2	0-1	-	0-2	0-1	0-1	-	0-1	1-1
McDaniel, J.	6-4	10	1-1	-	3-0	0-2	1-1	DNP	DNP	1-0	DNP	DNP	DNP	DNP
Blackstock, G.	2-7	9	DNP	0-1	2-0	-	DNP	0-1	DNP	-	0-1	0-3	-	0-1
Huff, Ryan	3-5	8	-	3-1	0-1	0-2	-	-	-	-	-	-	0-1	-
Frizzell, Tim	3-4	7	2-2	-	1-1	DNP	DNP	-	-	-	0-1	-	-	-
Beach, A.J.	4-2	6	DNP	1-1	2-0	-	DNP	DNP	DNP	-	1-1	-	-	-
Jones, Steven	4-2	6	-	-	1-0	0-1	0-1	-	2-0	-	-	-	-	1-0
Jean-Charles, S	3-2	5	1-0	1-0	-	1-0	0-1	-	-	-	-	DNP	-	0-1
Hicks, D'Andre	2-2	4	-	0-1	-	1-0	-	1-1	DNP	DNP	DNP	DNP	DNP	DNP
Barrett, Brody	1-3	4	-	0-2	1-1	-	-	-	-	-	-	DNP	-	-
Houser, Josh	1-2	3	-	1-1	-	0-1	-	-	-	DNP	DNP	-	-	DNP
Smith, Kaiden	2-1	3	-	-	1-0	-	1-1	-	-	-	-	-	-	-
Hennigan, T.	2-0	2	-	-	-	-	-	-	2-0	-	-	-	-	-
Bird, Tyler	0-2	2	-	0-1	-	-	-	0-1	-	-	-	-	-	-
Clark, Markell	0-2	2	-	-	-	-	-	DNP	DNP	DNP	DNP	DNP	-	0-2
Absher, Brad	2-0	2	-	-	-	-	-	-	-	-	1-0	-	-	1-0
Hunter, Baer	2-0	2	1-0	-	-	1-0	-	-	-	-	-	-	-	-
Rubino, Michael	1-1	2	-	0-1	-	-	-	-	-	-	-	-	-	1-0
Person, Jay	1-1	2	DNP	DNP	DNP	1-0	0-1	DNP	DNP	DNP	DNP	DNP	DNP	DNP
Dawkins, Tommy	1-1	2	DNP	DNP	DNP	DNP	DNP	DNP	DNP	DNP	-	1-1	DNP	DNP
Dawson, Kaleb	1-1	2	DNP	DNP	DNP	DNP	DNP	DNP	DNP	DNP	DNP	1-0	-	0-1
Hampton, Nick	2-0	2	1-0	1-0	DNP	DNP	DNP	DNP	DNP	DNP	DNP	DNP	DNP	-
Hannon, Noah	1-0	1	-	-	-	1-0	-	-	-	-	-	-	-	-
Israel, Will	1-0	1	DNP	DNP	1-0	-	DNP	DNP	DNP	DNP	DNP	DNP	DNP	DNP
Jolly, Shaun	0-1	1	DNP	-	-	-	-	0-1	-	-	-	-	-	DNP
Evans, D.	1-0	1	-	-	-	-	-	-	1-0	-	-	-	-	-
Johnson, Victor	1-0	1	-	-	-	-	-	-	1-0	-	-	-	-	DNP

2018 APP STATE FOOTBALL
Appalachian State Sacks Game-by-Game (as of Dec 03, 2018)
All games

[illegible]

2018 APP STATE FOOTBALL
Appalachian State Team Game-by-Game (as of Dec 01, 2018)
All games

TEAM STATISTICS

		Rushing				Receiving				Passing				Kick Returns				Punt Returns				tot		
Date	Opponent	no.	yds	td	lg	no.	yds	td	lg	cmp	att	int	yds	td	lg	no.	yds	td	lg	no.	yds	td	lg	off
Sep 01	at Penn State	37	159	2	22	26	292	2	39	26-39-1	292	2	39	3	130	1	100	1	11	0	11		451	
Sep 08	at Charlotte	35	139	1	27	15	295	3	90	15-15-0	295	3	90	0	0	0	0	3	52	1	59		434	
Sep 22	GARDNER-WEBB	48	432	6	81	20	260	2	64	20-27-0	260	2	64	1	28	0	28	5	87	2	62		692	
Sep 29	SOUTH ALABAMA	46	348	4	54	10	169	3	44	10-20-2	169	3	44	1	30	0	30	3	58	0	52		517	
Oct 09	at Arkansas State	38	246	3	62	12	144	2	41	12-27-0	144	2	41	2	34	0	18	1	-1	0	0		390	
Oct 20	LOUISIANA	48	266	2	65	10	106	1	26	10-20-1	106	1	26	2	42	0	29	2	12	0	11		372	
Oct 25	at Georgia Southern	36	149	1	23	12	139	1	50	12-27-4	139	1	50	3	94	0	36	2	18	0	15		288	
Nov 03	at Coastal Carolina	56	278	2	39	9	127	1	33	9-19-2	127	1	33	3	95	0	37	4	40	0	20		405	
Nov 10	at Texas State	34	221	3	79	25	247	2	43	25-36-0	247	2	43	2	36	0	19	1	6	0	6		468	
Nov 17	GEORGIA STATE	39	228	2	56	22	296	3	40	22-26-0	296	3	40	0	0	0	0	2	14	0	14		524	
Nov 24	TROY	45	201	1	58	12	113	2	16	12-24-0	113	2	16	2	40	0	25	1	46	0	46		314	
Dec. 1	LOUISIANA	44	225	3	48	6	75	0	34	6-13-0	75	0	34	3	113	0	97	1	3	0	3		300	
Appalachian State		506	2892	30	81	179	2263	22	90	179-293-10	2263	22	90	22	642	1	100	26	346	3	62		5155	
		440	1575	12	47	184	1777	7	57	184-333-15	1777	7	57	31	799	0	61	16	62	0	29		3352	

Games: 12 • Avg/rush: 5.7 • Avg/catch: 12.6 • Pass effic: 143.92 • KR avg: 29.2 • PR avg: 13.3 • All purpose avg/game: 531.6 • Total offense avg/gm: 429.6

Date	Opponent	Tackles				Sacks no-yds	Fumble		Pass Defense			blkd kick	PAT Attempts			off		
		ua	a	total	tfl-yds		ff	fr-yds	int-yds	qbh	brup		kick	rush	rcv	saf	t/o	pts
Sep 01	at Penn State	37	24	61	2.0-9	1.0-8	0	0-0	0-0	5	4	0	5-5	0	0	0	0	38
Sep 08	at Charlotte	28	48	76	9.0-35	3.0-24	0	1-0	1-47	7	3	0	6-6	0	0	0	7	45
Sep 22	GARDNER-WEBB	33	16	49	9.0-33	3.0-20	0	0-0	2-2	1	6	2	9-10	0	0	0	7	72
Sep 29	SOUTH ALABAMA	29	40	69	8.0-31	1.0-3	0	0-0	1-24	1	5	1	7-7	0	0	0	0	52
Oct 09	at Arkansas State	47	44	91	3.0-11	1.0-9	0	0-0	3-25	0	1	0	5-5	0	0	0	7	35
Oct 20	LOUISIANA	25	62	87	7.0-22	4.0-18	1	1-0	0-0	1	4	0	3-3	0	0	0	7	27
Oct 25	at Georgia Southern	34	34	68	6.0-14	0.0-0	2	0-0	0-0	1	0	1	2-2	0	0	0	0	14
Nov 03	at Coastal Carolina	31	16	47	9.0-35	3.0-20	2	0-0	1-0	1	3	2	3-3	0	0	1	0	23
Nov 10	at Texas State	34	36	70	5.0-22	2.0-15	1	2-0	1-2	6	4	0	5-5	0	0	0	14	38
Nov 17	GEORGIA STATE	23	38	61	3.0-7	0.0-0	0	0-0	2-64	4	3	0	6-6	0	0	0	14	45
Nov 24	TROY	30	34	64	9.0-33	4.0-24	2	2-0	2-41	2	6	0	3-3	0	0	0	14	21
Dec. 1	LOUISIANA	29	56	85	4.0-12	0.0-0	0	0-0	2-31	4	3	0	3-3	0	0	0	7	30
Appalachian State		380	448	828	74.0-264	22.0-141	8	6-0	15-236	33	42	6	57-58	0	0	1	77	440
		416	464	880	59.0-177	18.0-104	5	4-0	10-149	14	35	0	20-20	0	0	0	31	188

Date	Opponent	Punting										Field Goals			Kickoffs				
		no.	yds	avg	long	blkd	tb	fc	50+	i20		md-att	long	blkd	no.	yds	avg	tb	ob
Sep 01	at Penn State	6	261	43.5	53	0	0	3	1	2		1-2	38	0	6	390	65.0	5	0
Sep 08	at Charlotte	3	110	36.7	45	0	0	2	0	1		1-1	31	0	8	492	61.5	4	0
Sep 22	GARDNER-WEBB	1	49	49.0	49	0	0	0	0	1		1-1	33	0	11	715	65.0	10	0
Sep 29	SOUTH ALABAMA	2	90	45.0	53	0	0	0	1	0		1-1	23	0	9	575	63.9	7	0
Oct 09	at Arkansas State	8	350	43.8	62	0	0	2	1	1		0-1	0	0	6	364	60.7	2	0
Oct 20	LOUISIANA	5	187	37.4	53	0	0	0	1	2		2-2	40	0	6	366	61.0	3	0
Oct 25	at Georgia Southern	6	261	43.5	53	0	1	4	2	1		0-0	0	0	3	136	45.3	1	0
Nov 03	at Coastal Carolina	5	214	42.8	49	0	0	3	0	3		0-0	0	0	4	253	63.2	3	0
Nov 10	at Texas State	4	153	38.2	45	0	0	3	0	0		1-1	29	0	7	406	58.0	1	0
Nov 17	GEORGIA STATE	1	56	56.0	56	0	0	0	1	0		1-2	23	0	8	510	63.8	7	0
Nov 24	TROY	7	280	40.0	54	0	0	4	1	2		0-1	0	0	4	255	63.8	2	0
Dec. 1	LOUISIANA	4	185	46.2	55	0	0	1	1	2		3-3	43	0	7	410	58.6	1	0
Appalachian State		52	2196	42.2	62	0	1	22	9	15		11-15	43	0	79	4872	61.7	46	0
		74	3009	40.7	75	4	4	20	17	21		16-19	54	2	45	2692	59.8	18	0

2018 APP STATE FOOTBALL
Appalachian State Opponent Game-by-Game (as of Dec 01, 2018)
All games

OPPONENT STATISTICS

Date	Opponent	Rushing				Receiving				Passing				Kick Returns				Punt Returns				tot off	
		no.	yds	td	lg	no.	yds	td	lg	cmp	att	int	yds	td	lg	no.	yds	td	lg	no.	yds		td
Sep 01	at Penn State	44	205	5	27	20	229	1	46	20-35-0	229	1	46	1	52	0	52	1	29	0	29		434
Sep 08	at Charlotte	43	95	0	16	12	108	0	28	12-25-1	108	0	28	4	101	0	46	0	0	0	0		203
Sep 22	GARDNER-WEBB	27	34	0	12	16	126	1	27	16-32-2	126	1	27	1	7	0	7	1	0	0	0		160
Sep 29	SOUTH ALABAMA	35	83	1	13	20	225	0	41	20-33-1	225	0	41	2	37	0	20	1	0	0	0		308
Oct 09	at Arkansas State	37	117	0	16	27	219	0	24	27-45-3	219	0	24	3	52	0	21	4	7	0	12		336
Oct 20	LOUISIANA	41	140	1	27	17	188	1	38	17-27-0	188	1	38	3	62	0	31	1	6	0	6		328
Oct 25	at Georgia Southern	50	277	3	47	1	57	1	57	1-3-0	57	1	57	1	17	0	20	1	0	0	0		334
Nov 03	at Coastal Carolina	26	72	0	24	14	106	0	23	14-26-1	106	0	23	1	24	0	24	0	0	0	0		178
Nov 10	at Texas State	31	86	0	15	19	132	1	15	19-30-1	132	1	15	6	196	0	54	0	0	0	0		218
Nov 17	GEORGIA STATE	34	197	1	26	10	132	1	40	10-21-2	132	1	40	1	16	0	16	1	7	0	7		329
Nov 24	TROY	28	53	0	18	18	170	1	21	18-34-2	170	1	21	2	55	0	39	3	7	0	3		223
Dec. 1	LOUISIANA	44	216	1	21	10	85	0	20	10-22-2	85	0	20	6	180	0	61	3	6	0	7		301
Opponents		440	1575	12	47	184	1777	7	57	184-333-15	1777	7	57	31	799	0	61	16	62	0	29		3352
		506	2892	30	81	179	2263	22	90	179-293-10	2263	22	90	22	642	1	100	26	346	3	62		5155

Games: 12 • Avg/rush: 3.6 • Avg/catch: 9.7 • Pass effic: 98.01 • KR avg: 25.8 • PR avg: 3.9 • All purpose avg/game: 363.5 • Total offense avg/gm: 279.3

Date	Opponent	Tackles				Sacks no-yds	Fumble		Pass Defense			blkd kick	PAT Attempts			off		
		ua	a	total	tfl-yds		ff	fr-yds	int-yds	qbh	brup		kick	rush	rcv	saf	t/o	pts
Sep 01	at Penn State	38	38	76	6.0-26	2.0-14	1	0-0	1-0	3	3	0	6-6	0	0	0	0	45
Sep 08	at Charlotte	33	26	59	6.0-13	1.0-6	2	2-0	0-0	0	0	0	0-0	0	0	0	0	9
Sep 22	GARDNER-WEBB	52	20	72	3.0-19	2.0-18	0	0-0	0-0	1	1	0	1-1	0	0	0	0	7
Sep 29	SOUTH ALABAMA	29	46	75	1.0-2	0.0-0	0	0-0	2-27	3	4	0	1-1	0	0	0	0	7
Oct 09	at Arkansas State	27	38	65	7.0-14	1.0-4	0	0-0	0-0	0	7	0	0-0	0	0	0	0	9
Oct 20	LOUISIANA	36	44	80	3.0-6	0.0-0	0	0-0	1-0	2	5	0	2-2	0	0	0	0	17
Oct 25	at Georgia Southern	35	24	59	5.0-14	2.0-11	1	1-0	4-62	1	3	0	4-4	0	0	0	24	34
Nov 03	at Coastal Carolina	47	38	85	7.0-25	2.0-15	0	0-0	2-60	1	0	0	1-1	0	0	0	7	7
Nov 10	at Texas State	30	52	82	5.0-10	1.0-5	1	0-0	0-0	2	4	0	1-1	0	0	0	0	7
Nov 17	GEORGIA STATE	36	44	80	4.0-10	3.0-9	0	0-0	0-0	0	3	0	2-2	0	0	0	0	17
Nov 24	TROY	27	50	77	7.0-19	1.0-9	0	1-0	0-0	1	3	0	1-1	0	0	0	0	10
Dec. 1	LOUISIANA	26	44	70	5.0-19	3.0-13	0	0-0	0-0	0	2	0	1-1	0	0	0	0	19
Opponents		416	464	880	59.0-177	18.0-104	5	4-0	10-149	14	35	0	20-20	0	0	0	31	188
		380	448	828	74.0-264	22.0-141	8	6-0	15-236	33	42	6	57-58	0	0	1	77	440

Date	Opponent	Punting					Field Goals					Kickoffs				
		no.	yds	avg	long	blkd	md-att	long	blkd	no.	yds	avg	tb	ob		
Sep 01	at Penn State	5	215	43.0	55	0	1-1	32	0	6	361	60.2	2	0		
Sep 08	at Charlotte	6	225	37.5	52	0	3-3	54	0	4	260	65.0	4	0		
Sep 22	GARDNER-WEBB	11	344	31.3	54	2	0-0	0	0	2	130	65.0	1	0		
Sep 29	SOUTH ALABAMA	9	344	38.2	52	0	0-1	0	1	1	64	64.0	0	0		
Oct 09	at Arkansas State	7	318	45.4	62	0	3-3	47	0	4	251	62.8	2	0		
Oct 20	LOUISIANA	7	291	41.6	51	0	1-1	43	0	3	148	49.3	0	0		
Oct 25	at Georgia Southern	6	186	31.0	50	1	2-2	43	0	7	451	64.4	4	0		
Nov 03	at Coastal Carolina	7	307	43.9	50	1	0-1	0	1	3	170	56.7	0	0		
Nov 10	at Texas State	4	175	43.8	53	0	0-0	0	0	2	125	62.5	0	0		
Nov 17	GEORGIA STATE	4	189	47.2	62	0	1-1	52	0	4	260	65.0	4	0		
Nov 24	TROY	5	273	54.6	75	0	1-2	26	0	3	192	64.0	1	0		
Dec. 1	LOUISIANA	3	142	47.3	55	0	4-4	45	0	6	280	46.7	0	0		
Opponents		74	3009	40.7	75	4	16-19	54	2	45	2692	59.8	18	0		
		52	2196	42.2	62	0	11-15	43	0	79	4872	61.7	46	0		

Appalachian State Inside Opponent Red-Zone

Opponents Inside Appalachian State Red-Zone

				Times	Times	Total		Rush	Pass	FGs	Failed to score inside RZ					
Date	Opponent	Score		In RZ	Scored	Pts	TDs	TDs	TDs	Made	FGA	Down	Int	Fumb	Half	Game
Sep 01, 2018	at Penn State	L 38-45		6	6	38	5	4	1	1	0	0	0	0	0	0
Sep 08, 2018	at Charlotte	W 45-9		2	1	3	0	0	0	1	0	1	0	0	0	0
Sep 22, 2018	GARDNER-WEBB	W 72-7		1	1	7	1	0	1	0	0	0	0	0	0	0
Sep 29, 2018	SOUTH ALABAMA	W 52-7		3	1	7	1	1	0	0	1	1	0	0	0	0
Oct 09, 2018	at Arkansas State	W 35-9		2	2	6	0	0	0	2	0	0	0	0	0	0
Oct 20, 2018	LOUISIANA	W 27-17		1	0	0	0	0	0	0	0	1	0	0	0	0
Oct 25, 2018	at Georgia Southern	L 14-34		3	3	17	2	2	0	1	0	0	0	0	0	0
Nov 03, 2018	at Coastal Carolina	W 23-7		0	0	0	0	0	0	0	0	0	0	0	0	0
Nov 10, 2018	at Texas State	W 38-7		2	1	7	1	0	1	0	0	0	1	0	0	0
Nov 17, 2018	GEORGIA STATE	W 45-17		2	2	14	2	1	1	0	0	0	0	0	0	0
Nov 24, 2018	TROY	W 21-10		1	1	3	0	0	0	1	0	0	0	0	0	0
Dec. 1, 2018	LOUISIANA	W 30-19		4	4	16	1	1	0	3	0	0	0	0	0	0
Totals				27	22	118	13	9	4	9	1	3	1	0	0	0
22 of 27 (81.5%)																

2018 APP STATE FOOTBALL
Appalachian State By-Quarter Statistics (as of Dec 01, 2018)
All games

3rd-Down Conversions

Date	Opponent	Score	Overall		1st Qtr		2nd Qtr		3rd Qtr		4th Qtr		Overtime	
Sep 01, 2018	at Penn State	L 38-45	6-16	37.5	1-3	33.3	2-4	50.0	2-4	50.0	1-4	25.0	0-1	0.0
Sep 08, 2018	at Charlotte	W 45-9	4-9	44.4	2-4	50.0	1-1	100.0	0-1	0.0	1-3	33.3		
Sep 22, 2018	GARDNER-WEBB	W 72-7	5-9	55.6	2-2	100.0	0-2	0.0	1-2	50.0	2-3	66.7		
Sep 29, 2018	SOUTH ALABAMA	W 52-7	4-8	50.0	2-3	66.7	1-2	50.0	0-2	0.0	1-1	100.0		
Oct 09, 2018	at Arkansas State	W 35-9	6-16	37.5	0-4	0.0	1-2	50.0	4-7	57.1	1-3	33.3		
Oct 20, 2018	LOUISIANA	W 27-17	4-13	30.8	1-3	33.3	2-4	50.0	1-3	33.3	0-3	0.0		
Oct 25, 2018	at Georgia Southern	L 14-34	5-15	33.3	0-2	0.0	0-4	0.0	2-4	50.0	3-5	60.0		
Nov 03, 2018	at Coastal Carolina	W 23-7	5-15	33.3	1-3	33.3	2-4	50.0	1-4	25.0	1-4	25.0		
Nov 10, 2018	at Texas State	W 38-7	9-16	56.2	2-4	50.0	3-4	75.0	2-4	50.0	2-4	50.0		
Nov 17, 2018	GEORGIA STATE	W 45-17	6-12	50.0	1-1	100.0	1-5	20.0	1-2	50.0	3-4	75.0		
Nov 24, 2018	TROY	W 21-10	7-18	38.9	3-4	75.0	3-5	60.0	0-5	0.0	1-4	25.0		
Dec. 1, 2018	LOUISIANA	W 30-19	3-12	25.0	0-2	0.0	1-3	33.3	1-4	25.0	1-3	33.3		
Appalachian State			64-159	40.3	15-35	42.9	17-40	42.5	15-42	35.7	17-41	41.5	0-1	0.0
Opponents			54-173	31.2	13-46	28.3	14-46	30.4	15-43	34.9	12-38	31.6	0-0	0.0

4th-Down Conversions

Date	Opponent	Score	Overall		1st Qtr		2nd Qtr		3rd Qtr		4th Qtr		Overtime	
Sep 01, 2018	at Penn State	L 38-45	2-2	100.0	0-0	0.0	0-0	0.0	0-0	0.0	1-1	100.0	1-1	100.0
Sep 08, 2018	at Charlotte	W 45-9	0-1	0.0	0-0	0.0	0-0	0.0	0-0	0.0	0-1	0.0		
Sep 22, 2018	GARDNER-WEBB	W 72-7	0-2	0.0	0-0	0.0	0-1	0.0	0-0	0.0	0-1	0.0		
Sep 29, 2018	SOUTH ALABAMA	W 52-7	0-0	0.0	0-0	0.0	0-0	0.0	0-0	0.0	0-0	0.0		
Oct 09, 2018	at Arkansas State	W 35-9	0-1	0.0	0-1	0.0	0-0	0.0	0-0	0.0	0-0	0.0		
Oct 20, 2018	LOUISIANA	W 27-17	1-2	50.0	0-1	0.0	0-0	0.0	0-0	0.0	1-1	100.0		
Oct 25, 2018	at Georgia Southern	L 14-34	2-2	100.0	0-0	0.0	0-0	0.0	0-0	0.0	2-2	100.0		
Nov 03, 2018	at Coastal Carolina	W 23-7	1-3	33.3	0-0	0.0	0-1	0.0	1-1	100.0	0-1	0.0		
Nov 10, 2018	at Texas State	W 38-7	2-2	100.0	1-1	100.0	0-0	0.0	1-1	100.0	0-0	0.0		
Nov 17, 2018	GEORGIA STATE	W 45-17	3-3	100.0	0-0	0.0	1-1	100.0	1-1	100.0	1-1	100.0		
Nov 24, 2018	TROY	W 21-10	1-2	50.0	0-0	0.0	0-0	0.0	0-1	0.0	1-1	100.0		
Dec. 1, 2018	LOUISIANA	W 30-19	1-2	50.0	0-0	0.0	0-0	0.0	0-1	0.0	1-1	100.0		
Appalachian State			13-22	59.1	1-3	33.3	1-3	33.3	3-5	60.0	7-10	70.0	1-1	100.0
Opponents			6-20	30.0	0-2	0.0	0-2	0.0	2-4	50.0	4-12	33.3	0-0	0.0

Time of Possession

Date	Opponent	Score	Overall		1st Qtr		2nd Qtr		3rd Qtr		4th Qtr		Overtime	
Sep 01, 2018	at Penn State	L 38-45	32:28		8:23		6:29		7:58		9:38		0:00	
Sep 08, 2018	at Charlotte	W 45-9	23:23		9:43		3:21		2:51		7:28			
Sep 22, 2018	GARDNER-WEBB	W 72-7	33:52		6:48		8:32		9:46		8:46			
Sep 29, 2018	SOUTH ALABAMA	W 52-7	28:52		5:39		8:32		5:54		8:47			
Oct 09, 2018	at Arkansas State	W 35-9	28:32		5:56		6:40		11:00		4:56			
Oct 20, 2018	LOUISIANA	W 27-17	32:38		7:35		7:59		7:59		9:05			
Oct 25, 2018	at Georgia Southern	L 14-34	27:16		4:17		6:25		7:33		9:01			
Nov 03, 2018	at Coastal Carolina	W 23-7	34:56		9:44		8:12		7:12		9:48			
Nov 10, 2018	at Texas State	W 38-7	33:36		7:40		8:28		9:46		7:42			
Nov 17, 2018	GEORGIA STATE	W 45-17	31:27		7:06		6:36		8:26		9:19			
Nov 24, 2018	TROY	W 21-10	35:30		7:54		6:53		8:48		11:55			
Dec. 1, 2018	LOUISIANA	W 30-19	28:30		3:55		7:57		9:51		6:47			
Appalachian State			Total	371:00	84:40		86:04		97:04		103:12		0:00	
			Avg.	30:55	7:03		7:10		8:05		8:36		0:00	
Opponents			Total	348:54	95:20		93:56		82:56		76:42		0:00	
			Avg.	29:04	7:56		7:49		6:54		6:23		0:00	

2018 APP STATE FOOTBALL
Appalachian State Games Played (as of Dec 01, 2018)
All games

##	PLAYER	GP-GS	PSU	CHA	GWU	USA	ASU	LA	GS	CCU	TXST	GSU	TROY	LA
22	Hicks, D'Andre	6/-	XXX	XXX	XXX	XXX	XXX	XXX
94	Houser, Josh	9/-	XXX	XXX	XXX	XXX	XXX	XXX	XXX	XXX	XXX	...
30	Howell, Clayton	12/-	XXX	XXX	XXX	XXX	XXX	XXX	XXX	XXX	XXX	XXX	XXX	XXX
7H	Huesman, Jacob	7/1	...	XXX	XXX	XXX	XXX	START	XXX	XXX
21	Huff, Ryan	12/-	XXX	XXX	XXX	XXX	XXX	XXX	XXX	XXX	XXX	XXX	XXX	XXX
51	Hunter, Baer	12/11	START	START	START	START	START	START	XXX	START	START	START	START	START
66	Israel, Will	2/-	XXX	XXX
52	Jackson, D.	12/-	XXX	XXX	XXX	XXX	XXX	XXX	XXX	XXX	XXX	XXX	XXX	XXX
8	Jean-Charles, S	11/-	XXX	XXX	XXX	XXX	XXX	XXX	XXX	XXX	XXX	...	XXX	XXX
75	Johnson, Victor	11/11	START	START	START	START	START	START	START	START	START	START	START	...
16	Jolly, Shaun	10/-	...	XXX	XXX	XXX	XXX	XXX	XXX	XXX	XXX	XXX	XXX	...
1J	Jones, Steven	12/-	XXX	XXX	XXX	XXX	XXX	XXX	XXX	XXX	XXX	XXX	XXX	XXX
54	McDaniel, J.	6/-	XXX	XXX	XXX	XXX	XXX	XXX
93	McMurry, Elias	12/-	XXX	XXX	XXX	XXX	XXX	XXX	XXX	XXX	XXX	XXX	XXX	XXX
33	Mitchell, J.	1/-	XXX
25	Moore, Jalin	5/4	START	START	START	XXX	START
58	Neuzil, Ryan	12/12	START	START	START	START	START	START	START	START	START	START	START	START
8P	Pack, Cameron	2/-	XXX	XXX
89	Papenheim, D.	8/5	START	XXX	START	XXX	XXX	START	START	START
88	Pearson, Henry	12/3	XXX	XXX	XXX	XXX	START	XXX	XXX	XXX	START	START	XXX	XXX
6P	Peoples, C.	2/-	XXX	XXX
28	Person, Jay	2/-	XXX	XXX
1P	Price, Mike	1/-	XXX
2P	Purifoy, A.	5/-	XXX	XXX	XXX	XXX	XXX
85	Queen, Michael	3/-	XXX	XXX	XXX
87	Reed, Collin	12/10	START	START	START	XXX	START	START	START	START	START	XXX	START	START
63	Reyes, Ivan	4/-	XXX	XXX	XXX	XXX
86	Ross, Trey	1/-	XXX
41	Rubino, Michael	12/-	XXX	XXX	XXX	XXX	XXX	XXX	XXX	XXX	XXX	XXX	XXX	XXX
98	Scott, E.J.	12/-	XXX	XXX	XXX	XXX	XXX	XXX	XXX	XXX	XXX	XXX	XXX	XXX
13	Smith, Kaiden	12/-	XXX	XXX	XXX	XXX	XXX	XXX	XXX	XXX	XXX	XXX	XXX	XXX
2S	Speir, Zeb	2/-	XXX	XXX
97	Spurlin, Caleb	12/-	XXX	XXX	XXX	XXX	XXX	XXX	XXX	XXX	XXX	XXX	XXX	XXX
91	Staton, C.	12/-	XXX	XXX	XXX	XXX	XXX	XXX	XXX	XXX	XXX	XXX	XXX	XXX
92	Stout, MyQuon	12/12	START	START	START	START	START	START	START	START	START	START	START	START
39	Subotsch, X.	12/-	XXX	XXX	XXX	XXX	XXX	XXX	XXX	XXX	XXX	XXX	XXX	XXX
2	Sutton, Corey	12/12	START	START	START	START	START	START	START	START	START	START	START	START
48	Taylor, D.	12/-	XXX	XXX	XXX	XXX	XXX	XXX	XXX	XXX	XXX	XXX	XXX	XXX
7	Thomas, Josh	12/12	START	START	START	START	START	START	START	START	START	START	START	START
12	Thomas, Zac	11/11	START	START	START	START	START	START	START	...	START	START	START	START
11	Virgil, Jalen	12/-	XXX	XXX	XXX	XXX	XXX	XXX	XXX	XXX	XXX	XXX	XXX	XXX
14	Williams, Malik	12/5	XXX	START	START	START	XXX	START	XXX	START	XXX	XXX	XXX	XXX
26	Williams, Marc.	11/1	...	XXX	XXX	XXX	XXX	XXX	XXX	XXX	XXX	XXX	XXX	START
55	Williams, Matt	12/-	XXX	XXX	XXX	XXX	XXX	XXX	XXX	XXX	XXX	XXX	XXX	XXX
90	Willis, Chris	12/4	XXX	XXX	XXX	XXX	XXX	XXX	XXX	START	START	START	XXX	START
1W	Wilson, Tanner	1/-	XXX
67	Wright, Logan	4/-	XXX	XXX	XXX	XXX

2018 APP STATE FOOTBALL
Appalachian State Game Superlatives (as of Dec 03, 2018)
All games

INDIVIDUAL GAME HIGHS

Rushes	27	Evans, D. at Coastal Carolina (Nov 03, 2018)
Yards Rushing	183	Evans, D. vs Louisiana (Oct 20, 2018)
TD Rushes	2	Moore, Jalin vs Gardner-Webb (Sep 22, 2018)
	2	Thomas, Zac vs South Alabama (Sep 29, 2018)
	2	Moore, Jalin vs South Alabama (Sep 29, 2018)
	2	Evans, D. at Texas State (Nov 10, 2018)
	2	Thomas, Zac vs Louisiana (Dec. 1, 2018)
Long Rush	81	Moore, Jalin vs Gardner-Webb (Sep 22, 2018)
Pass attempts	38	Thomas, Zac at Penn State (Sep 01, 2018)
Pass completions	25	Thomas, Zac at Penn State (Sep 01, 2018)
	25	Thomas, Zac at Texas State (Nov 10, 2018)
Yards Passing	295	Thomas, Zac at Charlotte (Sep 08, 2018)
TD Passes	3	Thomas, Zac at Charlotte (Sep 08, 2018)
	3	Thomas, Zac vs Georgia State (Nov 17, 2018)
Long Pass	90	Thomas, Zac at Charlotte (Sep 08, 2018)
Receptions	6	Sutton, Corey at Penn State (Sep 01, 2018)
Yards Receiving	155	Sutton, Corey at Charlotte (Sep 08, 2018)
TD Receptions	2	Williams, Malik at Penn State (Sep 01, 2018)
	2	Sutton, Corey at Charlotte (Sep 08, 2018)
	2	Heath, D. vs Gardner-Webb (Sep 22, 2018)
	2	Sutton, Corey vs Troy (Nov 24, 2018)
Long Reception	90	Sutton, Corey at Charlotte (Sep 08, 2018)
Field Goals	3	Staton, C. vs Louisiana (Dec. 1, 2018)
Long Field Goal	43	Staton, C. vs Louisiana (Dec. 1, 2018)
Punts	8	Howell, Clayton at Arkansas State (Oct 09, 2018)
Punting Avg	56.0	Howell, Clayton vs Georgia State (Nov 17, 2018)
Long Punt	62	Howell, Clayton at Arkansas State (Oct 09, 2018)
Punts inside 20	2	Howell, Clayton at Penn State (Sep 01, 2018)
	2	Subotsch, X. at Coastal Carolina (Nov 03, 2018)
	2	Howell, Clayton vs Louisiana (Dec. 1, 2018)
Long Punt Return	62	Duck, Clifton vs Gardner-Webb (Sep 22, 2018)
Long Kickoff Return	100	Evans, D. at Penn State (Sep 01, 2018)
Tackles	15	Fehr, Jordan at Arkansas State (Oct 09, 2018)
	15	Davis-Gaither vs Louisiana (Oct 20, 2018)
Sacks	3.0	Fehr, Jordan at Coastal Carolina (Nov 03, 2018)
Tackles For Loss	3.5	Fehr, Jordan at Coastal Carolina (Nov 03, 2018)
Interceptions	2	Franklin, D. vs Georgia State (Nov 17, 2018)

2018 APP STATE FOOTBALL
Appalachian State Game Superlatives (as of Dec 03, 2018)
All games

TEAM GAME HIGHS

Rushes	56	at Coastal Carolina (Nov 03, 2018)
Yards Rushing	432	vs Gardner-Webb (Sep 22, 2018)
Yards Per Rush	9.0	vs Gardner-Webb (Sep 22, 2018)
TD Rushes	6	vs Gardner-Webb (Sep 22, 2018)
Pass attempts	39	at Penn State (Sep 01, 2018)
Pass completions	26	at Penn State (Sep 01, 2018)
Yards Passing	296	vs Georgia State (Nov 17, 2018)
Yards Per Pass	19.7	at Charlotte (Sep 08, 2018)
TD Passes	3	at Charlotte (Sep 08, 2018)
	3	vs South Alabama (Sep 29, 2018)
	3	vs Georgia State (Nov 17, 2018)
Total Plays	76	at Penn State (Sep 01, 2018)
Total Offense	692	vs Gardner-Webb (Sep 22, 2018)
Yards Per Play	9.2	vs Gardner-Webb (Sep 22, 2018)
Points	72	vs Gardner-Webb (Sep 22, 2018)
Sacks By	4	vs Louisiana (Oct 20, 2018)
	4	vs Troy (Nov 24, 2018)
First Downs	31	vs Gardner-Webb (Sep 22, 2018)
Penalties	13	vs Troy (Nov 24, 2018)
Penalty Yards	105	at Penn State (Sep 01, 2018)
Turnovers	5	at Georgia Southern (Oct 25, 2018)
Interceptions By	3	at Arkansas State (Oct 09, 2018)
Punts	8	at Arkansas State (Oct 09, 2018)
Punting Avg	56.0	vs Georgia State (Nov 17, 2018)
Long Punt	62	at Arkansas State (Oct 09, 2018)
Punts inside 20	3	at Coastal Carolina (Nov 03, 2018)
Long Punt Return	62	vs Gardner-Webb (Sep 22, 2018)

2018 APP STATE FOOTBALL
Appalachian State Game Superlatives (as of Dec 03, 2018)
All games

OPPONENT INDIVIDUAL GAME HIGHS

Rushes	19	Sanders, Miles, at Penn State (Sep 01, 2018)
	19	Ellington, Dan, vs Georgia State (Nov 17, 2018)
Yards Rushing	129	S. Werts, at Georgia Southern (Oct 25, 2018)
TD Rushes	2	McSorley, Trace, at Penn State (Sep 01, 2018)
	2	Sanders, Miles, at Penn State (Sep 01, 2018)
	2	W. Fields, at Georgia Southern (Oct 25, 2018)
Long Rush	47	S. Werts, at Georgia Southern (Oct 25, 2018)
Pass attempts	40	Hansen, Justice, at Arkansas State (Oct 09, 2018)
Pass completions	25	Hansen, Justice, at Arkansas State (Oct 09, 2018)
Yards Passing	229	McSorley, Trace, at Penn State (Sep 01, 2018)
TD Passes	1	McSorley, Trace, at Penn State (Sep 01, 2018)
	1	SMITH, J., vs Gardner-Webb (Sep 22, 2018)
	1	Lewis, Levi, vs Louisiana (Oct 20, 2018)
	1	S. Werts, at Georgia Southern (Oct 25, 2018)
	1	Vitt, Tyler, at Texas State (Nov 10, 2018)
	1	Ellington, Dan, vs Georgia State (Nov 17, 2018)
	1	Smith, Sawyer, vs Troy (Nov 24, 2018)
Long Pass	57	S. Werts, at Georgia Southern (Oct 25, 2018)
Receptions	9	BLACKMON, J., vs Gardner-Webb (Sep 22, 2018)
	9	Merritt, Kirk, at Arkansas State (Oct 09, 2018)
Yards Receiving	89	Baker, Kawaan, vs South Alabama (Sep 29, 2018)
TD Receptions	1	Hamler, KJ, at Penn State (Sep 01, 2018)
	1	BLACKMON, J., vs Gardner-Webb (Sep 22, 2018)
	1	Mitchell, Elijah, vs Louisiana (Oct 20, 2018)
	1	D. Anderson, at Georgia Southern (Oct 25, 2018)
	1	Brown, Keenen, at Texas State (Nov 10, 2018)
	1	Jones, Tamir, vs Georgia State (Nov 17, 2018)
	1	Douglas, D., vs Troy (Nov 24, 2018)
Long Reception	57	D. Anderson, at Georgia Southern (Oct 25, 2018)
Field Goals	4	Pfau, Kyle, vs Louisiana (Dec. 1, 2018)
Long Field Goal	54	CRUZ, Jonathan, at Charlotte (Sep 08, 2018)
Punts	9	HANKINSON, C., vs Gardner-Webb (Sep 22, 2018)
	9	Waitman, Corliss, vs South Alabama (Sep 29, 2018)
Punting Avg	54.6	Sumpter, Tyler, vs Troy (Nov 24, 2018)
Long Punt	75	Sumpter, Tyler, vs Troy (Nov 24, 2018)
Punts inside 20	4	Grace, Cody, at Arkansas State (Oct 09, 2018)
Long Punt Return	29	Thompkins, D., at Penn State (Sep 01, 2018)
Long Kickoff Return	61	Calais, Raymond, vs Louisiana (Dec. 1, 2018)
Tackles	14	Gallagher, T., at Coastal Carolina (Nov 03, 2018)
	14	Makins, M., at Coastal Carolina (Nov 03, 2018)
Sacks	1.0	Scott, Nick, at Penn State (Sep 01, 2018)
	1.0	Brown, Cam, at Penn State (Sep 01, 2018)
	1.0	BUTLER, Anthony, at Charlotte (Sep 08, 2018)
	1.0	SINGLETON, J., vs Gardner-Webb (Sep 22, 2018)
	1.0	REYNOLDS, D., vs Gardner-Webb (Sep 22, 2018)
	1.0	Bradley-King, W, at Arkansas State (Oct 09, 2018)
	1.0	J. Bowdry, at Georgia Southern (Oct 25, 2018)
	1.0	T. Phillips, at Georgia Southern (Oct 25, 2018)
	1.0	Gallagher, T., at Coastal Carolina (Nov 03, 2018)
	1.0	Gunter, J., at Coastal Carolina (Nov 03, 2018)
	1.0	Griffin, Frankie, at Texas State (Nov 10, 2018)
	1.0	Carroll, Blake, vs Georgia State (Nov 17, 2018)
	1.0	Lain, Javonte, vs Georgia State (Nov 17, 2018)
	1.0	Reese, Hunter, vs Troy (Nov 24, 2018)
	1.0	Kidd, LaDarrius, vs Louisiana (Dec. 1, 2018)
	1.0	Moncrief, Kris, vs Louisiana (Dec. 1, 2018)

2018 APP STATE FOOTBALL
Appalachian State Game Superlatives (as of Dec 03, 2018)
All games

Tackles For Loss	2.5	HIGHSMITH, Alex, at Charlotte (Sep 08, 2018)
	2.5	Chambers, Tajhe, at Arkansas State (Oct 09, 2018)
Interceptions	2	K. Vildor, at Georgia Southern (Oct 25, 2018)
	2	Drinkard, D., at Coastal Carolina (Nov 03, 2018)

2018 APP STATE FOOTBALL
Appalachian State Game Superlatives (as of Dec 03, 2018)
All games

OPPONENT TEAM GAME HIGHS

Rushes	50	at Georgia Southern (Oct 25, 2018)
Yards Rushing	277	at Georgia Southern (Oct 25, 2018)
Yards Per Rush	5.8	vs Georgia State (Nov 17, 2018)
TD Rushes	5	at Penn State (Sep 01, 2018)
Pass attempts	45	at Arkansas State (Oct 09, 2018)
Pass completions	27	at Arkansas State (Oct 09, 2018)
Yards Passing	229	at Penn State (Sep 01, 2018)
Yards Per Pass	19.0	at Georgia Southern (Oct 25, 2018)
TD Passes	1	at Penn State (Sep 01, 2018)
	1	vs Gardner-Webb (Sep 22, 2018)
	1	vs Louisiana (Oct 20, 2018)
	1	at Georgia Southern (Oct 25, 2018)
	1	at Texas State (Nov 10, 2018)
	1	vs Georgia State (Nov 17, 2018)
	1	vs Troy (Nov 24, 2018)
Total Plays	82	at Arkansas State (Oct 09, 2018)
Total Offense	434	at Penn State (Sep 01, 2018)
Yards Per Play	6.3	at Georgia Southern (Oct 25, 2018)
Points	45	at Penn State (Sep 01, 2018)
Sacks By	3	vs Georgia State (Nov 17, 2018)
	3	vs Louisiana (Dec. 1, 2018)
First Downs	24	at Penn State (Sep 01, 2018)
Penalties	9	at Charlotte (Sep 08, 2018)
	9	vs South Alabama (Sep 29, 2018)
Penalty Yards	91	vs South Alabama (Sep 29, 2018)
Turnovers	4	vs Troy (Nov 24, 2018)
Interceptions By	4	at Georgia Southern (Oct 25, 2018)
Punts	11	vs Gardner-Webb (Sep 22, 2018)
Punting Avg	54.6	vs Troy (Nov 24, 2018)
Long Punt	75	vs Troy (Nov 24, 2018)
Punts inside 20	4	at Arkansas State (Oct 09, 2018)
Long Punt Return	29	at Penn State (Sep 01, 2018)

GAME 1	Final (OT)					
APP STATE	10	0	0	28	0	— 38
No. 9 Penn State	7	3	14	14	7	— 45

Sept. 1 - Beaver Stadium - University Park, Pa. - 105,232



GAME NOTES

The attendance of 105,232 is the third-largest crowd for an App State game. The 2007 upset of Michigan drew 109,218 fans, and App State's visit to Michigan in 2014 drew a crowd of 106,811.

Redshirt freshman Peyton Derrick prolonged a fourth-quarter TD drive by throwing a 22-yard strike to Dominique Heath on a fourth-and-2 play from the 24 with a shaken-up Thomas sidelined for one snap following a 15-yard scramble.

Anthony Flory made a team-high nine tackles. Fellow inside linebacker Jordan Fehr contributed eight tackles as one of six first-time starters for one of the nation's youngest teams, and Demetrius Taylor recorded a first-half sack.

Darrynton Evans' 100-yard kickoff return is only the second one of that maximum length in program history. Keith Nash had a 100-yard return against Lenoir-Rhyne in 1968.

It was App State's first kickoff return for a TD since Evans had a 94-yard return in the 2016 Camellia Bowl. Evans redshirted in 2017, so he had a kickoff return for a touchdown in two straight games. It marked two TDs in a span of three returns, as he had a 14-yard return after his 94-yard return in the bowl game.

App State's last kickoff return of 95 yards or longer occurred when Tony Washington had a 99-yard return for a touchdown against Wofford in 2012.

App State's first-time starters were quarterback Zac Thomas, right guard Baer Hunter, receiver Corey Sutton, defensive end Elijah Diarrassouba, outside linebacker Tim Frizzell and inside linebacker Jordan Fehr.

TEAM TOTALS	APP	PSU
FIRST DOWNS		
Total	22	24
Rushing	8	10
Passing	13	11
Penalty	1	3
RUSHING		
Total (Net)	159	205
Attempts	37	44
Avg. Per Rush	4.3	4.7
Rushing TDs	2	5
Yds. Gained	177	220
Yds. Lost	18	15
PASSING		
Total (Net)	292	229
Comp.-Att.-Int.	26-39-1	20-35-0
Avg. / Att.	7.5	6.5
Avg. / Comp.	11.2	11.4
TDs	2	1
TOTAL OFFENSE		
Yards	451	434
Plays	76	79
Avg. / Play	5.9	5.5
Fumbles - Lost	1-0	0-0
Penalties - Yds.	10-105	2-10
PUNTING		
Punts - Yds.	6-261	5-215
Avg. / Punt	43.5	43.0
Inside 20	2	1
50+ Yds.	1	1
Touchbacks	0	0
Fair Catch	3	3
KICKOFFS		
Total - Yds.	6-390	6-361
Avg. Yds. / Kickoff	65.0	60.2
Touchbacks	5	2
RETURNS		
Punt: Total - Yds. - TDs	1-11-0	1-29-0
Punt: Avg. / Return	11.0	29.0
Kickoff: Total - Yds. - TDs	3-130-1	1-52-0
Kickoff: Avg. / Return	43.3	52.0
INT: Total - Yds. - TDs	0-0-0	1-0-0
Fumble: Total - Yds. - TDs	0-0-0	0-0-0
MISCELLANEOUS		
Misc. Yards	0	0
Poss. Time	32:28	27:32
3rd. Down Conv.	6 of 16	6 of 15
4th. Down Conversions	2 of 2	1 of 2
Red-Zone: Scores - Chances	3-4	6-6
Sacks: Total - Yds.	1-8	2-14
PAT: Total - Made	5-5	6-6
Field Goals: Total - Made	1-2	1-1

App State Roars Back, Falls in OT at No. 9 Penn State

UNIVERSITY PARK, Pa. — On the field, Penn State players and coaches took turns congratulating Appalachian State players for the effort they had put forth. They received similar words of encouragement from their own coaches.

Fans of the Nittany Lions even gave coach Scott Satterfield and other members of the Mountaineers a standing ovation as they exited the field.

On the 11-year anniversary of Appalachian's memorable upset of a Big Ten opponent, a trip to Happy Valley had plenty of peaks, but No. 9 Penn State pulled out a 45-38 overtime victory in front of 105,232 fans.

Trailing by 14 points with less than eight minutes remaining, App State (0-1) posted three straight touchdowns, moving ahead 38-31 after Jalin Moore scored on a 16-yard touchdown run with 1:47 left.

Penn State quarterback Trace McSorley's 15-yard touchdown pass helped tie the game with 42 seconds left, App State kicker Chandler Staton had enough distance on a 56-yard field goal attempt that sailed wide to the right with 15 seconds remaining and the Nittany Lions scored in the first session of overtime on a 4-yard run by Miles Sanders. Right after Appalachian running back Darrynton Evans made a fourth-down conversion with a 1-yard run to the 15, Amani Oruwariye came down with an acrobatic interception in the end zone to end the thriller.

Evans had a 100-yard touchdown on a first-quarter kickoff return to provide a glimpse into the resiliency that the Mountaineers would show, and new starting quarterback Zac Thomas accounted for three fourth-quarter touchdowns before finishing with 313 total yards, including 270 through the air. He completed 25 of his 38 pass attempts.

Sophomore receiver Malik Williams came through with the first two touchdown catches of his career, and Moore rushed for 88 yards.

SCORING SUMMARY

Team	Qtr	Time	Scoring Play	Conv.	Plays	Time	Score
PSU	1st	12:02	McSorley 12 yd run	Pinegar kick	7-75	2:58	0-7
APP	1st	11:48	Evans 100 yd kickoff return	Staton kick	0	0:14	7-7
APP	1st	4:10	Staton 38 yd FG		12-60	6:37	10-7
PSU	2nd	0:12	Pinegar 32 yd FG		12-77	4:32	10-10
PSU	3rd	9:41	McSorley 10 yd run	Pinegar kick	8-65	3:22	10-17
PSU	3rd	2:41	Slade 7 yd run	Pinegar kick	8-72	3:40	10-24
APP	4th	13:39	Williams 17 yd pass from Thomas	Staton kick	10-75	4:02	17-24
PSU	4th	11:17	Sanders 2 yd run	Pinegar kick	6-75	2:22	17-31
APP	4th	7:40	Williams 24 yd pass from Thomas	Staton kick	9-80	3:32	24-31
APP	4th	6:03	Thomas 1 yd run	Staton kick	4-53	1:36	31-31
APP	4th	1:47	Moore 16 yd run	Staton kick	4-42	1:12	38-31
PSU	4th	0:42	Hamler 15 yd pass from McSorley	Pinegar kick	7-48	0:57	38-38
PSU	OT	15:00	Sanders 4 yd run	Pinegar kick	4-25	0:00	38-45

STAT LEADERS

APPALACHIAN STATE				PENN STATE			
Rushing	Att.	Yds	TD	Rushing	Att.	Yds	TD
Moore	18	92	1	Sanders	19	91	2
Thomas	15	43	1	McSorley	12	53	2
Heath	1	19	0	Slade	6	39	1
Evans	3	9	0	Allen	6	25	0
Totals	37	159	2	TEAM	1	-3	0
Passing	Cmp-Att-Int	Yds	TD	Passing	Cmp-Att-Int	Yds	TD
Thomas	25-38-1	270	2	McSorley	20-35-0	229	1
Derrick	1-1-0	22	0	Totals	20-35-0	229	1
Totals	26-39-1	292	2				
Receiving	No.	Yds	TD	Receiving	No.	Yds	TD
Sutton	6	87	0	Johnson	5	67	0
Moore	5	36	0	Hamler	3	67	1
Williams, Malik	4	66	2	Sanders	3	20	0
Hennigan	4	28	0	Allen	3	18	0
Heath	2	35	0	Holland	2	36	0
Evans	2	10	0	Polk	2	19	0
Virgil	1	14	0	Dalton	1	2	0
Pearson	1	8	0	Totals	20	229	1
Papenheim	1	8	0				
Totals	26	292	2				

GAME 2					FINAL
APP STATE	10	14	7	14	— 45
Charlotte	0	9	0	0	— 9

Sept. 8 - Richardson Stadium - Charlotte, N.C. - 19,151



GAME NOTES

Zac Thomas became the first App State or Sun Belt quarterback to finish a game with at least 10 completions and no incompletions.

The highest completion percentage by an App State quarterback with at least 10 completions had been 95.2 from Logan Hallock, who went 20 of 21 for 230 yards while coming off the bench against Western Carolina in 2012. Hallock replaced an injured Jamal Jackson and completed the first 20 passes of his career before throwing an incompletion.

The highest completion percentage by a Sun Belt quarterback with at least 10 completions had been 93.8, accomplished by Troy's Corey Robinson when he went 30 of 32 against UAB in 2013.

The 90-yard touchdown reception by Corey Sutton ranks as the longest receiving touchdown in school history because Otis Smith didn't score on a 95-yard connection with current App State head coach Scott Satterfield against Western Carolina in 1994.

Before Saturday, an App State player had gained 150 receiving yards in a game 25 times, and Sutton was the first App State player to reach 150 yards with less than four catches. The only 150-plus game with less than five catches came from Brian Quick, who had 172 yards on four receptions against Wofford in 2008.

Thomas Hennigan's punt return for a touchdown was App State's first score on a punt return since Bobo Beathard went 33 yards against Louisiana in 2014. Hennigan had the longest punt return since Dexter Jackson scored from 68 and 86 yards out against Gardner-Webb in 2006.

The 36-point differential was App State's largest margin of victory on the road since a 59-14 win at ULM in 2015.

TEAM TOTALS	APP	CLT
FIRST DOWNS		
Total	18	15
Rushing	7	8
Passing	9	4
Penalty	2	3
RUSHING		
Total (Net)	139	95
Attempts	35	43
Avg. Per Rush	4.0	2.2
Rushing TDs	1	0
Yds. Gained	153	129
Yds. Lost	14	34
PASSING		
Total (Net)	295	108
Comp.-Att.-Int.	15-15-0	12-25-1
Avg. / Att.	19.7	4.3
Avg. / Comp.	19.7	9.0
TDs	3	0
TOTAL OFFENSE		
Yards	434	203
Plays	50	68
Avg. / Play	8.7	3.0
Fumbles - Lost	3-2	1-1
Penalties - Yds.	5-55	9-80
PUNTING		
Punts - Yds.	3-110	6-225
Avg. / Punt	36.7	37.5
Inside 20	1	0
50+ Yds.	0	1
Touchbacks	0	0
Fair Catch	2	0
KICKOFFS		
Total - Yds.	8-492	4-260
Avg. Yds. / Kickoff	61.5	65.0
Touchbacks	4	4
RETURNS		
Punt: Total - Yds. - TDs	3-52-1	0-0-0
Punt: Avg. / Return	17.3	0
Kickoff: Total - Yds. - TDs	0-0-0	4-101-0
Kickoff: Avg. / Return	0	25.3
INT: Total - Yds. - TDs	1-47-0	0-0-0
Fumble: Total - Yds. - TDs	0-0-1	0-0-0
MISCELLANEOUS		
Misc. Yards	0	0
Poss. Time	23:23	36:37
3rd. Down Conv.	4 of 9	8 of 17
4th. Down Conversions	0 of 1	0 of 1
Red-Zone: Scores - Chances	3-4	1-2
Sacks: Total - Yds.	3-24	1-6
PAT: Total - Made	6-6	0-0
Field Goals: Total - Made	1-1	3-3

Mountaineers Claim Record-Setting Win At Charlotte

CHARLOTTE, N.C. — Zac Thomas' perfect game as a passer highlighted a complete performance from Appalachian State, which scored touchdowns on offense, defense and special teams in a 45-9 road victory against Charlotte on Saturday night.

Thomas went 14 of 14 for 295 yards and three touchdowns through the air, marking the first time an App State or Sun Belt quarterback finished a game with at least 10 completions and no incompletions. He also had a 5-yard rushing touchdown as the Mountaineers (1-1) amassed 434 total yards in front of a record 19,151 fans at Richardson Stadium.

Charlotte native Corey Sutton was Thomas' top target, catching three passes for 155 yards. Sutton had TDs of 27 and 90 yards, with his fourth-quarter score now ranking as the longest receiving touchdown in school history. Otis Smith didn't score on a 95-yard connection with Satterfield, then App State's quarterback, in 1994.

Thomas Hennigan reached the end zone on a 59-yard punt return, and App State senior Austin Exford recovered a fumble in the end zone to close the scoring in the first meeting between the two in-state FBS programs.

Exford (six tackles, including 1.5 for loss), Noel Cook (seven tackles with one sack), Akeem Davis-Gaither (team-high eight tackles), Anthony Flory (six tackles) and Desmond Franklin (47-yard interception return) led a defense that recorded three sacks, nine tackles for loss and seven quarterback hurries while keeping the 49ers (1-1) out of the end zone. Charlotte trailed 24-9 at halftime after it kicked second-quarter field goals covering 46, 54 and 48 yards.

SCORING SUMMARY

Team	Qtr	Time	Scoring Play	Conv.	Plays	Time	Score
APP	1st	10:25	Staton 31 yd FG		9-61	4:35	3-0
APP	1st	1:03	Thomas 5 yd run	Staton kick	7-71	2:58	10-0
CLT	2nd	9:05	Cruz, J. 46 yd FG		11-47	6:58	10-3
APP	2nd	6:46	Sutton 27 yd pass from Thomas, Staton kick		6-75	2:19	17-3
CLT	2nd	1:37	Cruz, J. 54 yd FG		10-39	5:09	17-6
APP	2nd	0:43	Heath 7 yd pass from Thomas, Staton kick		5-75	0:54	24-6
CLT	2nd	0:08	Cruz, J. 48 yd FG		5-13	0:35	24-9
APP	3rd	6:01	Hennigan 59 yd punt return, Staton kick				31-9
APP	4th	14:45	Sutton 90 yd pass from Thomas, Staton kick		2-83	0:37	38-9
APP	4th	9:28	Exford 0 yd fumble recovery, Staton kick				45-9

STAT LEADERS

APPALACHIAN STATE

Rushing	Att.	Yds	TD
Moore	11	38	0
Williams Jr.	4	31	0
Thomas	8	29	1
Evans	6	24	0
Derrick	1	11	0
Hicks	5	6	0
Totals	35	153	1
Passing	Cmp-Att-Int	Yds	TD
Thomas	14-14-0	295	3
Derrick	0-0-0	0	0
Huesman	1-1-0	0	0
Totals	15-15-0	295	3
Receiving	No.	Yds	TD
Sutton	3	155	2
Williams Mal.	3	51	0
Pearson	3	50	0
Hennigan	2	18	0
Virgil	1	11	0
Heath	1	7	1
Evans	1	3	0
Hicks	1	0	0
Totals	15	295	3

CHARLOTTE

Rushing	Att.	Yds	TD
LeMay	7	35	0
McAllister	7	30	0
Klugh	10	23	0
Camp	6	13	0
McGaugh	3	3	0
Bent	1	1	0
Dollar	1	-2	0
Reynolds	8	-8	0
Totals	43	129	0
Passing	Cmp-Att-Int	Yds	TD
Reynolds	12-22-1	108	0
Klugh	0-2-0	0	0
Team	0-1-0	0	0
Totals	12-25-1	108	0
Receiving	No.	Yds	TD
Kofa	2	35	0
Tucker	4	33	0
LeMay	3	26	0
McAllister	1	13	0
Quattlebaum	2	1	0
Totals	12	108	0

GAME 3					FINAL
Gardner-Webb	7	0	0	0	— 7
APP STATE	28	24	14	6	— 72

Sept. 22 - Kidd Brewer Stadium - Boone, N.C. - 21,084



GAME NOTES

App State put up 692 total yards during a performance that, in terms of scoring, ranks behind only a 115-0 win against Piedmont in 1936 and a 79-35 win against Western Carolina in 2007. In the modern era, it was App State's largest margin of victory since a 66-0 shutout of Campbell in 2014.

The Mountaineers have scored four special teams touchdowns in three games. Before Steven Jones recovered his own punt block in the end zone and Clifton Duck reached the end zone on a 62-yard punt return, Thomas Hennigan had a 59-yard punt return for a touchdown against Charlotte in Week 2 and Darrynton Evans had a 94-yard kickoff return for a touchdown against Penn State.

Steven Jones blocked two punts to tie the school record also held by Dino Hackett (two blocks during his 27-tackle game vs. East Tennessee State in 1985) and Chuck Hill (two blocks against both Liberty and Western Carolina in 1987).

Steven Jones accounted for App State's first touchdown via a punt block/return since Scott Cornatzer recovered a blocked punt in the end zone against Chattanooga in 2001.

Appalachian rushed for 432 yards (its highest total since posting 441 and 469 in back-to-back games against Troy and Georgia State in 2014) and finished with 692 total yards (its highest total since posting 697 vs. Presbyterian in 2008).

App State has had a pair of 100-yard backs in two straight home games, as D'Andre Hicks (150 rushing yards on 11 carries) and Jalin Moore (119 yards on eight carries) reached that mark against Gardner-Webb. Moore had 110 yards and Daetrich Harrington gained 118 in last year's home finale against Louisiana.

TEAM TOTALS	GWU	APP
FIRST DOWNS		
Total	11	31
Rushing	5	18
Passing	5	13
Penalty	1	0
RUSHING		
Total (Net)	34	432
Attempts	27	48
Avg. Per Rush	1.3	9.0
Rushing TDs	0	6
Yds. Gained	71	451
Yds. Lost	37	19
PASSING		
Total (Net)	126	260
Comp.-Att.-Int.	16-32-2	20-27-0
Avg. / Att.	3.9	9.6
Avg. / Comp.	7.9	13.0
TDs	1	2
TOTAL OFFENSE		
Yards	160	692
Plays	59	75
Avg. / Play	2.7	9.2
Fumbles - Lost	1-0	0-0
Penalties - Yds.	5-24	8-85
PUNTING		
Punts - Yds.	11-344	1-49
Avg. / Punt	31.3	49.0
Inside 20	2	1
50+ Yds.	1	0
Touchbacks	0	0
Fair Catch	3	0
KICKOFFS		
Total - Yds.	2-130	11-715
Avg. Yds. / Kickoff	65.0	65.0
Touchbacks	1	10
RETURNS		
Punt: Total - Yds. - TDs	1-0-0	5-87-2
Punt: Avg. / Return	0.0	17.4
Kickoff: Total - Yds. - TDs	1-7-0	1-28-0
Kickoff: Avg. / Return	7.0	28.0
INT: Total - Yds. - TDs	0-0-0	2-2-0
Fumble: Total - Yds. - TDs	0-0-0	0-0-0
MISCELLANEOUS		
Misc. Yards	0	0
Poss. Time	26:08	33:52
3rd. Down Conv.	4 of 15	5 of 9
4th. Down Conversions	0 of 0	0 of 2
Red-Zone: Scores - Chances	1-1	6-6
Sacks: Total - Yds.	2-18	3-20
PAT: Total - Made	1-1	9-10
Field Goals: Total - Made	0-0	1-1

App State Rolls to Lopsided Win in Home Opener

BOONE, N.C. — Appalachian State showed no signs of rust in its 2018 debut at The Rock.

The Mountaineers rolled to a 72-7 home win against Gardner-Webb on Saturday afternoon in Kidd Brewer Stadium. Playing a week after the scheduled home opener against Southern Miss was canceled because of Hurricane Florence, App State (2-1) scored twice on special teams during a 52-point first half and posted the third-highest point total in program history.

“Everybody had ants in their pants — we were ready,” senior running back Jalin Moore said. “We’ve been waiting on it since we heard the Southern Miss game was canceled.”

Steven Jones tied a school record with two blocked punts, including one that he recovered in the end zone for a touchdown that followed Zac Thomas’ 64-yard scoring strike to Dominique Heath (111 receiving yards) in the opening minute, and Clifton Duck’s 62-yard punt return for a score helped push App State ahead 42-7 with 12:42 left in the half.

One of six quarterbacks to see action for Appalachian, Thomas completed 11 of his 15 pass attempts for 185 yards before sitting out the entire second half, and a career-long run of 81 yards from Moore highlighted a two-touchdown performance in which he rushed for 119 yards on his eight first-quarter carries. He was the second-leading rusher behind D’Andre Hicks, who capped a 150-yard effort with a 73-yard touchdown run in the fourth quarter.

SCORING SUMMARY

Team	Qtr	Time	Scoring Play	Conv.	Plays	Time	Score
APP	1st	14:00	Heath 64 yd pass from Thomas	Staton kick	3-75	1:00	7-0
APP	1st	11:53	Jones 0 yd blocked punt return	Staton kick			14-0
GW	1st	7:55	Blackmon 14 yd pass from Smith	Jackson kick	11-75	3:58	14-7
APP	1st	2:32	Moore 1 yd run	Staton kick	12-72	5:14	21-7
APP	1st	0:08	Moore 81 yd run	Staton kick	2-92	0:25	28-7
APP	2nd	14:06	Evans 9 yd run	Staton kick	1-9	0:07	35-7
APP	2nd	12:42	Duck 62 yd punt return	Staton kick			42-7
APP	2nd	9:50	Thomas 12 yd run	Staton kick	5-59	1:52	49-7
APP	2nd	0:00	Staton 33 yd FG		10-57	3:41	52-7
APP	3rd	7:18	Heath 19 yd pass from Derrick	Rubino kick	11-88	5:42	59-7
APP	3rd	0:42	Derrick 3 run	Rubino kick	6-73	2:43	66-7
APP	4th	3:13	Hicks 73 yd run	kick failed	5-90	2:34	72-7

STAT LEADERS

GARDNER-WEBB				APPALACHIAN STATE			
Rushing	Att.	Yds	TD	Rushing	Att.	Yds	TD
Myers	7	15	0	Hicks	11	150	1
Smith	7	9	0	Moore	8	119	2
Moses	1	5	0	Peoples	9	53	0
Cagle	12	5	0	Williams Jr.	7	49	0
Totals	27	34	0	Evans	4	33	1
Passing	Cmp-Att-Int	Yds	TD	Harper <td>3</td> <td>10</td> <td>0</td>	3	10	0
Smith	13-27-2	117	1	Thomas	4	8	1
Myers	3-5-0	9	0	Heath	1	7	0
Totals	16-32-2	126	1	Derrick	1	3	0
Receiving	No.	Yds	TD	Totals	48	432	6
Blackmon	9	57	1	Passing	Cmp-Att-Int	Yds	TD
Horton	3	37	0	Thomas	11-15-0	185	1
Lee	1	15	0	Derrick	7-7-0	68	1
Gathings	1	7	0	Speir	1-3-0	9	0
Collins	1	6	0	Huesman	1-2-0	-2	0
Brown	1	4	0	Gibbs	0-0-0	0	0
Totals	16	126	1	Wilson	0-0-0	0	0
Returning	No.	Yds	TD	Totals	20-27-0	260	2
Heath	4	111	2	Receiving	No.	Yds	TD
Sutton	4	39	0	Heath	4	111	2
Williams, Mal.	4	38	0	Sutton	4	39	0
Absher	3	13	0	Williams, Mal.	4	38	0
Hennigan	2	39	0	Absher	3	13	0
Reed	1	11	0	Hennigan	2	39	0
Purifoy	1	5	0	Reed	1	11	0
Virgil	1	4	0	Purifoy	1	5	0
Totals	20	260	2	Virgil	1	4	0

GAME 4					FINAL	
South Alabama	7	0	0	0	—	7
APP STATE	21	21	3	7	—	52

Sept. 29 - Kidd Brewer Stadium - Boone, N.C. - 25,862



GAME NOTES

App State has given up single-digit points in three straight games for the first time since 1998. That year, the Mountaineers had four in a row with, in order, a 31-6 win against Wofford, a 28-7 win against Chattanooga, a 51-0 win against VMI and a 19-0 win against Eastern Kentucky.

In App State's last two Sun Belt games, it has posted its largest margin of victory in a Sun Belt game (49 points in a 63-14 win against Louisiana in the 2017 home finale) and a tie for the second-largest margin of victory in a Sun Belt game (45 points in both the game against South Alabama and a 59-14 win at ULM in 2015).

With 123 rushing yards on Saturday, Jalin Moore increased his career total to 3,538 and moved into sixth place on App State's all-time list. He passed Chip Hooks, who ran for 3,472 yards from 1991-94. The top five rushers on the career list are Marcus Cox (5,103 from 2013-16), Kevin Richardson (4,804 from 2004-07), John Settle (4,409 from 1983-86), Armanti Edwards (4,361 2006-09) and Damon Scott (4,800 1993-96).

When Tae Hayes blocked a field goal in the last minute of the first half, it was App State's first blocked field goal since Deuce Robinson recorded one on a 28-yard attempt by South Alabama in 2014.

Senior receiver Brad Absher made his first career start a week after pulling in a career-high three catches, and sophomore running back Darrynton Evans also made his first career start. He lined up in the slot and was the intended target on a pass.

Michael Rubino recorded touchbacks on seven of his nine kickoffs. He has 16 touchbacks in 19 attempts over the last two games.

TEAM TOTALS	USA	APP
FIRST DOWNS		
Total	16	28
Rushing	4	15
Passing	10	8
Penalty	2	5
RUSHING		
Total (Net)	83	348
Attempts	35	46
Avg. Per Rush	2.4	7.6
Rushing TDs	1	4
Yds. Gained	115	350
Yds. Lost	32	2
PASSING		
Total (Net)	225	169
Comp.-Att.-Int.	20-33-1	10-20-2
Avg. / Att.	6.8	8.5
Avg. / Comp.	11.3	16.9
TDs	0	3
TOTAL OFFENSE		
Yards	308	517
Plays	68	66
Avg. / Play	4.5	7.8
Fumbles - Lost	2-0	0-0
Penalties - Yds.	9-91	4-45
PUNTING		
Punts - Yds.	9-344	2-90
Avg. / Punt	38.2	45.0
Inside 20	3	0
50+ Yds.	2	1
Touchbacks	1	0
Fair Catch	3	0
KICKOFFS		
Total - Yds.	1-64	9-575
Avg. Yds. / Kickoff	64.0	63.9
Fumble: Total - Yds. - TDs	0	7
RETURNS		
Punt: Total - Yds. - TDs	1-0-0	3-58-0
Punt: Avg. / Return	0.0	19.3
Kickoff: Total - Yds. - TDs	2-37-0	1-30-0
Kickoff: Avg. / Return	18.5	30.0
INT: Total - Yds. - TDs	2-27-0	1-24-0
Fumble: Total - Yds. - TDs	0-0-0	0-0-0
MISCELLANEOUS		
Misc. Yards	0	34
Poss. Time	31:08	28:52
3rd. Down Conv.	4 of 17	4 of 8
4th. Down Conversions	1 of 2	0 of 0
Red-Zone: Scores - Chances	1-3	6-6
Sacks: Total - Yds.	0-0	1-3
PAT: Total - Made	1-1	7-7
Field Goals: Total - Made	0-1	1-1

App State Surges to Big Win in Sun Belt Opener

BOONE, N.C. — Appalachian State's first league game resembled its nonconference finale from the previous weekend.

The Mountaineers took control with another first-half explosion, at one point scoring five consecutive touchdowns to claim a big lead in a 52-7 victory against South Alabama on homecoming Saturday at Kidd Brewer Stadium.

After the Jaguars responded to quarterback Zac Thomas' 54-yard touchdown run with a tying score midway through the first quarter, App State (3-1, 1-0) benefited from two Jalin Moore touchdown runs, another Thomas touchdown run and a pair of Thomas touchdown passes (to Corey Sutton and running back Marcus Williams Jr.) to take a 42-7 lead into halftime of its Sun Belt Conference opener.

Appalachian's offensive, defensive and special teams units excelled again, just like they did while producing a 52-7 halftime lead in a 72-7 home win against Gardner-Webb. Adding in a 45-9 win at Charlotte, the Mountaineers have scored at least 45 points in three straight games for the first time in program history, and they have given up single-digit points in three straight games for the first time since 1998.

App State's special teams came up with several more big plays, as Clifton Duck had a 52-yard punt return to set up a touchdown and Tae Hayes recorded the program's first blocked field goal since a 2014 game against South Alabama. Hayes also made a third-quarter interception as the defense forced six three-and-outs and limited the Jaguars (1-4, 1-1) to 308 total yards, 209 fewer than Appalachian's total of 517.

Outside linebackers Akeem Davis-Gaither and Noel Cook combined for 15 tackles.

SCORING SUMMARY

Team	Qtr	Time	Scoring Play	Conv.	Plays	Time	Score
APP	1st	13:11	Thomas 54 yd run	Staton kick	6-69	1:49	7-0
USA	1st	06:12	Baker 2 yd run	Patterson kick	8-70	2:45	7-7
APP	1st	5:37	Moore 7 yd run	Staton kick	2-38	0:35	14-7
APP	1st	3:10	Thomas 7 yd run	Staton kick	2-25	0:25	21-7
APP	2nd	12:22	Sutton 2 yd pass from Thomas	Staton kick	6-86	2:57	28-7
APP	2nd	4:45	Moore 2 yd run	Staton kick	12-69	5:03	35-7
APP	2nd	2:41	Will. Mar. 27 yd pass from Thomas	Staton kick	2-37	0:35	42-7
APP	3rd	0:46	Staton 23 yd FG		7-86	3:29	45-7
APP	4th	3:04	Reed 3 yd pass from Derrick	Staton kick	13-95	7:40	52-7

STAT LEADERS

SOUTH ALABAMA					APPALACHIAN STATE				
Rushing	Att.	Yds	TD		Rushing	Att.	Yds	TD	
Minter	9	44	0		Moore	19	123	2	
Baker	8	17	1		Thomas	6	77	2	
Miller	1	11	0		Evans	6	61	0	
Harris	2	9	0		Williams, Marc.	9	59	0	
Mayo	5	6	0		Hicks	5	22	0	
Moore	2	5	0		Derrick	1	6	0	
Orth	5	4	0		Totals	46	348	4	
Team	1	0	0						
Sutherland	1	-5	0		Passing	Cmp-Att-Int	Yds	TD	
Johnson	1	-8	0		Thomas	8-18-2	146	2	
Totals	35	83	1		Derrick	2-2-0	23	1	
					Totals	10-20-2	169	3	
Passing	Cmp-Att-Int	Yds	TD						
Orth	20-33-1	225	0		Receiving	No.	Yds	TD	
Totals	20-33-1	225	0		Hennigan	4	65	0	
					Sutton	2	46	1	
Receiving	No.	Yds	TD		Williams, Marc.	1	27	1	
Way	7	63	0		Purifoy	1	20	0	
Baker	4	89	0		Virgil	1	8	0	
McCray	3	43	0		Reed	1	3	1	
Harris	1	15	0		Totals	10	169	3	
Smith	1	13	0						
Flenord	1	5	0						
Moore	1	2	0						
Taylor	1	-2	0						
Minter	1	-3	0						
Totals	20	225	0						

GAME 5						FINAL
APP STATE	0	21	7	7	—	35
Arkansas State	3	6	0	0	—	9
Oct. 9 - Centennial Bank Stadium - Jonesboro, Ark. - 21,421						



GAME NOTES

App State has given up single-digit points in four straight games for the first time since 1998. That year, the Mountaineers had four in a row with, in order, a 31-6 win against Wofford, a 28-7 win against Chattanooga, a 51-0 win against VMI and a 19-0 win against Eastern Kentucky.

The Mountaineers have forced three-and-outs on 32 of their 69 defensive possessions this year. They rank No. 2 nationally in both three-and-outs per game (6.4) and percentage of drives with a three-and-out (46.4).

Akeem Davis-Gaither and Jordan Fehr both set career highs with 14 tackles, as Davis-Gaither beat his previous high of 10 from last season against ULM and Fehr topped his previous high of nine from the 2018 opener at Penn State.

Redshirt freshman Clayton Howell had a career-long punt of 62 yards to flip the field, as he kicked out of his own end zone on a fourth-down snap from the App State 9 and had his punt downed at the Arkansas State 29.

With Zac Thomas scoring on a 62-yard keeper, App State has had a rushing touchdown of at least 50 yards in three straight games. Thomas had a 54-yard touchdown run against South Alabama, and there were touchdown runs of 73 yards by D'Andre Hicks and 81 yards by Jalin Moore against Gardner-Webb.

Henry Pearson, a true freshman tight end, made his first career start as part of a set with two tight ends, and he had a first-half catch for 17 yards.

Senior safety Austin Exford came up with his first career interception during the second half, also excelled on special teams, making stops for a 5-yard loss on a punt return, no gain on a punt return and a kickoff return to the Arkansas State 16.

TEAM TOTALS	APP	ASU
FIRST DOWNS		
Total	15	18
Rushing	8	6
Passing	4	10
Penalty	3	2
RUSHING		
Total (Net)	246	117
Attempts	38	37
Avg. Per Rush	6.5	3.2
Rushing TDs	3	0
Yds. Gained	260	128
Yds. Lost	14	11
PASSING		
Total (Net)	144	219
Comp.-Att.-Int.	12-27-0	27-45-3
Avg. / Att.	5.3	4.9
Avg. / Comp.	12.0	8.1
TDs	2	0
TOTAL OFFENSE		
Yards	390	336
Plays	65	82
Avg. / Play	6.0	4.1
Fumbles - Lost	0-0	0-0
Penalties - Yds.	4-50	7-65
PUNTING		
Punts - Yds.	8-350	7-318
Avg. / Punt	43.8	45.4
Inside 20	1	4
50+ Yds.	1	4
Touchbacks	0	0
Fair Catch	2	3
KICKOFFS		
Total - Yds.	6-364	4-251
Avg. Yds. / Kickoff	60.7	62.8
Touchbacks	2	2
RETURNS		
Punt: Total - Yds. - TDs	1--1-0	4-7-0
Punt: Avg. / Return	-1.0	1.8
Kickoff: Total - Yds. - TDs	2-34-0	3-52-0
Kickoff: Avg. / Return	17.0	17.3
INT: Total - Yds. - TDs	3-25-0	0-0-0
Fumble: Total - Yds. - TDs	0-0-0	0-0-0
MISCELLANEOUS		
Misc. Yards	0	0
Poss. Time	28:32	31:28
3rd. Down Conv.	6 of 16	3 of 17
4th. Down Conversions	0 of 1	1 of 3
Red-Zone: Scores - Chances	2-3	2-2
Sacks: Total - Yds.	1-9	1-4
PAT: Total - Made	5-5	0-0
Field Goals: Total - Made	0-1	3-3

Dominant Defense Lifts App State to Road Victory

JONESBORO, Ark. — Playing a nationally televised game on a Tuesday, Appalachian State picked an opportune time to produce a dominant defensive performance.

Tae Hayes, Josh Thomas and Austin Exford intercepted passes from Justice Hansen, the reigning Sun Belt Offensive Player of the Year, and the Mountaineers erased an early deficit by scoring 28 consecutive points in their 35-9 road victory against Arkansas State.

With ESPN2 showing the first meeting this year by two preseason division favorites, App State won for the 14th time in its last 16 conference road games and improved to 40-10 in its last 50 games overall.

Led by first-year coordinator Bryan Brown, Appalachian's defense forced seven three-and-outs and allowed a total of nine points on the five Arkansas State drives that advanced to at least the Mountaineers' 35-yard line. Offensively, Darrynton Evans rushed for a career-high 115 yards with one touchdown in relief of Jalin Moore, who suffered a right ankle injury on a 27-yard touchdown run in the first half, and sophomore quarterback Zac Thomas had a hand in three touchdowns while accounting for 220 yards of offense.

The Mountaineers scored at least 30 points for the eighth straight game with help from touchdown grabs by Corey Sutton and Collin Reed. App State's defense limited the Red Wolves to 336 yards, including 219 through the air, as Jordan Fehr also contributed a solo sack while posting a career-high 15 tackles. Akeem-Davis Gaither had 14.

Arkansas State was held without a touchdown at home for the first time since 2007. In the process, the Red Wolves were 1 of 12 on third down through the first three quarters and 3 of 17 for the game.

Showing the heart and strength that helped make him a two-year captain for the Mountaineers, Moore pulled a defender the final 10 yards before suffering an ankle injury as he was brought down near the end zone, and the senior left the field on a cart.

The touchdown on his last touch gave him 3,570 career rushing yards.

SCORING SUMMARY

Team	Qtr	Time	Scoring Play	Conv.	Plays	Time	Score
ASU	1st	9:39	Grupe 31 yd FG		11-54	3:47	0-3
ASU	2nd	12:54	Grupe 47 yd FG		10-45	3:59	0-6
APP	2nd	11:13	Moore 27 run	Staton kick	4-75	1:41	7-6
ASU	2nd	4:37	Grupe 33 yd FG		5-48	2:20	7-9
APP	2nd	2:57	Sutton 25 pass from Thomas	Staton kick	4-74	1:34	14-9
APP	2nd	0:45	Evans 1 run	Staton kick	3-3	1:11	21-9
APP	3rd	2:52	Reed 3 pass from Thomas	Staton kick	5-86	2:43	28-9
APP	4th	6:09	Thomas 62 run	Staton kick	3-65	1:30	35-9

STAT LEADERS

APPALACHIAN STATE					ARKANSAS STATE				
Rushing	Att.	Yds	TD		Rushing	Att.	Yds	TD	
Evans	16	115	1		Murray	11	37	0	
Thomas	6	76	1		Hansen	12	30	0	
Moore	7	32	1		Roberts	4	21	0	
Williams Jr.	8	18	0		Wand	7	20	0	
Virgil	1	5	0		Weh-Weh	3	9	0	
Totals	38	246	3		Totals	37	117	0	
Passing	Cmp-Att-Int	Yds	TD		Passing	Cmp-Att-Int	Yds	TD	
Thomas	12-27-0	144	2		Hansen	25-40-3	209	0	
Totals	12-27-0	144	2		Bonner	2-5-0	10	0	
Totals					Totals	27-45-3	219	0	
Receiving	No.	Yds	TD		Receiving	No.	Yds	TD	
Virgil	2	47	0		Merritt	9	73	0	
Williams	2	19	0		McInnis	7	55	0	
Reed	2	15	1		Tyler	3	29	0	
Sutton	1	25	1		Bayless	2	30	0	
Pearson	1	17	0		Murray	2	1	0	
Heath	1	9	0		Adams Jr.	1	13	0	
Hennigan	1	7	0		Bowling	1	6	0	
Moore	1	4	0		Wand	1	3	0	
Evans	1	1	0		Totals	27	219	0	
Totals	12	144	2						

GAME 6					FINAL	
Louisiana	7	3	0	7	—	17
APP STATE	7	10	7	3	—	27

Oct. 20 - Kidd Brewer Stadium - Boone, N.C. - 27,082



GAME NOTES

Appalachian State improved to 30-3 in its last 33 Sun Belt Conference games and, under Scott Satterfield, to 39-6 against opponents who are members of a Group of Five conference.

Akeem Davis-Gaither recorded a career-high 15 tackles after having 14 in App State's last game. With 29 tackles, it's the best two-game stretch since Jeremy Kimbrough had 32 tackles in the final two games of the 2012 season. Kimbrough had 17 stops against Furman and 15 in the first-round playoff game against Illinois State.

With six three-and-outs in 14 possessions, App State increased its season total to 38 three-and-outs in 83 chances.

Encouraging words from injured back Jalin Moore's voice on the team's pregame motivational video had an inspirational effect, and Moore interacted with his teammates in a jubilant postgame locker room only a few days removed from surgery.

The Mountaineers maintained a two-touchdown lead thanks to a defensive stand after Louisiana started a drive at the App State 32 late in the third quarter. Facing a third-and-2 from the App State 12 to open the fourth quarter, Desmond Franklin and Jordan Fehr stopped 221-pound back Elijah Mitchell for no gain. When Mitchell took a handoff on the fourth-down play, true freshman linebacker Trey Cobb and Franklin again tackled him for no gain.

App State had allowed no points in nine straight second-half quarters before allowing a score with 1:03 remaining in the fourth quarter. That streak had started following the season-opening game at Penn State.

TEAM TOTALS	UL	APP
FIRST DOWNS		
Total	16	21
Rushing	8	10
Passing	8	8
Penalty	0	3
RUSHING		
Total (Net)	140	266
Attempts	41	48
Avg. Per Rush	3.4	5.5
Rushing TDs	1	2
Yds. Gained	164	275
Yds. Lost	24	9
PASSING		
Total (Net)	188	106
Comp.-Att.-Int.	17-27-0	10-20-1
Avg. / Att.	7.0	5.3
Avg. / Comp.	11.1	10.6
TDs	1	1
TOTAL OFFENSE		
Yards	328	372
Plays	68	68
Avg. / Play	4.8	5.5
Fumbles - Lost	2-1	0-0
Penalties - Yds.	6-52	5-42
PUNTING		
Punts - Yds.	7-291	5-187
Avg. / Punt	41.6	37.4
Inside 20	2	2
50+ Yds.	1	1
Touchbacks	0	0
Fair Catch	3	0
KICKOFFS		
Total - Yds.	3-148	6-366
Avg. Yds. / Kickoff	49.3	61.0
Touchbacks	0	3
RETURNS		
Punt: Total - Yds. - TDs	1-6-0	2-12-0
Punt: Avg. / Return	6.0	6.0
Kickoff: Total - Yds. - TDs	3-62-0	2-42-0
Kickoff: Avg. / Return	20.7	21.0
INT: Total - Yds. - TDs	1-0-0	0-0-0
Fumble: Total - Yds. - TDs	0-0-0	0-0-0
MISCELLANEOUS		
Misc. Yards	0	0
Poss. Time	27:22	32:38
3rd. Down Conv.	6 of 16	4 of 13
4th. Down Conversions	0 of 2	1 of 2
Red-Zone: Scores - Chances	0-1	5-5
Sacks: Total - Yds.	0-0	4-18
PAT: Total - Made	2-2	3-3
Field Goals: Total - Made	1-1	2-2

App State Tops Cajuns To Stay Unbeaten in SBC Play

BOONE, N.C. — Another second-half statement from Appalachian State's defense. Another strong rushing performance from Darrynton Evans.

It added up to another Sun Belt Conference victory.

Evans rushed for a career-high 183 yards on 26 carries and scored two touchdowns, including a tiebreaking one on a 20-yard reception late in the first half, as App State remained unbeaten in league play with a 27-17 home win against Louisiana on Saturday at Kidd Brewer Stadium.

The Mountaineers (5-1, 3-0) were close to pitching a second-half shut-out for the fifth straight game, but the Ragin' Cajuns (3-4, 1-2) cut into a 27-10 deficit by scoring with 1:03 remaining. Akeem Davis-Gaither recorded a career-high 15 tackles while contributing to a pair of sacks, Noel Cook had a sack in his 13-tackle performance and App State limited the productive rushing attack from Louisiana (3-4, 1-2) to 140 yards on 41 attempts.

Offensively, quarterback Zac Thomas threw for 106 yards and rushed for 43 more, contributing to the 266 yards on the ground from the Mountaineers. They forced defensive three-and-outs on six of the first nine drives by Louisiana, with Caleb Spurlin, Demetrius Taylor and Okon Godwin also contributing in the sack category, and Jordan Fehr's fumble recovery set up App State's first touchdown.

Evans broke a 10-10 tie with 2:11 remaining in the first half on his catch of a perfectly thrown pass from Thomas, who absorbed a hit on the throw, and Evans' 65-yard run to the Louisiana 6 on the second play of the third quarter set up another touchdown for a 24-10 lead.

Evans rushed for his previous high of 115 yards on his 16 carries in App State's previous game at Arkansas State, where star running back Jalin Moore suffered a season-ending ankle injury. Evans made just his second career start.

SCORING SUMMARY

Team	Qtr	Time	Scoring Play	Conv.	Plays	Time	Score
APP	1st	3:46	Evans 2 run	Staton kick	4-25	1:36	7-0
UL	1st	0:41	Mitchell 38 pass from Lewis	Pfau kick	8-75	3:05	7-7
APP	2nd	13:10	Staton 40 yd FG		7-41	2:25	10-7
UL	2nd	9:02	Pfau 43 yd FG		9-49	4:08	10-10
APP	2nd	2:11	Evans 20 pass from Thomas	Staton kick	10-73	5:17	17-10
APP	3rd	14:01	Williams Jr. 6 run	Staton kick	3-73	0:59	24-10
APP	4th	2:46	Staton 29 yd FG		11-47	5:43	27-10
UL	4th	1:03	Ragas 27 run	Pfau kick	7-69	1:37	27-17

STAT LEADERS

LOUISIANA

Rushing	Att.	Yds	TD
Ragas	18	81	1
Mitchell	10	37	0
Calais	3	18	0
Nunez	4	7	0
Lewis	5	0	0
Team	1	-3	0
Totals	41	140	1
Passing	Cmp-Att-Int	Yds	TD
Nunez	14-23-1	108	0
Lewis	3-4-0	80	1
Totals	17-27-0	188	1
Receiving	No.	Yds	TD
Malone	3	47	0
Barnes	3	24	0
Jackson	3	24	0
Mitchell	2	47	1
Gossett	1	20	0
Bradley	1	14	0
Lumpkin	1	8	0
Bell	1	3	0
Ragas	1	2	0
Nunez	1	-1	0
Totals	17	188	1

APPALACHIAN STATE

Rushing	Att.	Yds	TD
Evans	26	183	1
Thomas	5	43	0
Williams Jr.	12	37	1
Hicks	3	7	0
Team	1	-4	0
Totals	47	266	2
Passing	Cmp-Att-Int	Yds	TD
Thomas	10-20-1	106	1
Totals	10-20-1	106	1
Receiving	No.	Yds	TD
Heath	3	20	0
Pearson	2	38	0
Hennigan	2	8	0
Evans	1	20	0
Sutton	1	14	0
Williams Mal.	1	6	0
Totals	10	106	1

GAME 7					FINAL	
No. 25 APP STATE	0	7	0	7	—	14
Georgia Southern	0	17	10	7	—	34

Oct. 25 - Paulson Stadium - Statesboro, Ga. - 19,252



GAME NOTES

Appalachian State is now 30-4 in its last 34 conference games and 14-3 in its last 17 conference road games.

A week after batting down two passes, Demetrius Taylor recorded the first blocked punt of his career. With Steven Jones blocking two punts against Gardner-Webb and Tae Hayes blocking a field goal against South Alabama, the Mountaineers have four blocked kicks this season, a total that's tied for third place nationally.

Corey Sutton, who entered the game with a yards-per-catch average of 21.53 that ranked No. 9 in the nation, had his third reception of at least 40 yards this season. He hauled in a 50-yard reception to set up a first-half touchdown.

Cole Garrison, a sophomore, made his first career start at right guard.

True freshman inside linebacker Logan Dublin (eight tackles) and senior safety Austin Exford (eight tackles) both had career highs in stops.

App State sophomore quarterback Jacob Huesman threw the first touchdown pass of his career.

In the first half, Georgia Southern gained 92 yards on its 28 carries, but the Eagles finished with 277 rushing yards on 50 attempts. Shai Werts gained 129 yards on 14 rushes, and Wesley Fields had 98 yards on 18 rushes. The Mountaineers have never allowed a team to post two 100-yard rushers in the same game.

TEAM TOTALS	APP	GS
FIRST DOWNS		
Total	14	14
Rushing	8	11
Passing	6	1
Penalty	0	2
RUSHING		
Total (Net)	149	277
Attempts	36	50
Avg. Per Rush	4.1	5.5
Rushing TDs	1	3
Yds. Gained	162	299
Yds. Lost	13	22
PASSING		
Total (Net)	139	57
Comp.-Att.-Int.	12-27-4	1-3-0
Avg. / Att.	5.1	19.0
Avg. / Comp.	11.6	57.0
TDs	1	1
TOTAL OFFENSE		
Yards	288	334
Plays	63	53
Avg. / Play	4.6	6.3
Fumbles - Lost	2-1	3-0
Penalties - Yds.	11-91	2-11
PUNTING		
Punts - Yds.	6-261	6-186
Avg. / Punt	43.5	31.0
Inside 20	1	2
50+ Yds.	2	1
Touchbacks	1	0
Fair Catch	4	1
KICKOFFS		
Total - Yds.	3-136	7-451
Avg. Yds. / Kickoff	45.3	64.4
Touchbacks	1	4
RETURNS		
Punt: Total - Yds. - TDs	2-18-0	1-0-0
Punt: Avg. / Return	9.0	0.0
Kickoff: Total - Yds. - TDs	3-94-0	1-17-0
Kickoff: Avg. / Return	31.3	17.0
INT: Total - Yds. - TDs	0-0-0	4-62-0
Fumble: Total - Yds. - TDs	0-0-0	0-0-0
MISCELLANEOUS		
Misc. Yards	0	0
Poss. Time	27:16	32:44
3rd. Down Conv.	5 of 15	4 of 12
4th. Down Conversions	2 of 2	0 of 0
Red-Zone: Scores - Chances	2-3	3-3
Sacks: Total - Yds.	0-0	2-11
PAT: Total - Made	2-2	4-4
Field Goals: Total - Made	0-0	2-2

No. 25 App State Suffers First Sun Belt Loss of 2018

STATESBORO, Ga. — No. 25 Appalachian State suffered its first Sun Belt Conference loss of the season Thursday, falling 34-14 at league co-leader Georgia Southern.

Anthony Flory had a team-high 10 tackles for the Mountaineers, who were playing their first game as a ranked team at the FBS level. They lost starting quarterback Zac Thomas to an injury three plays into the game and second-leading tackler Jordan Fehr to a targeting penalty in the first quarter.

Georgia Southern finished with 24 points off the five turnovers it forced, and App State was held to 288 yards of offense. Peyton Derrick and Jacob Huesman took snaps at quarterback the rest of the way after Thomas left the game, and Huesman threw a 4-yard touchdown pass to Malik Williams with 10 seconds remaining.

Demetrius Taylor's blocked punt and D'Marco Jackson's 15-yard return to the Georgia Southern 31 created the first scoring opportunity on a rainy night at Paulson Stadium. The Eagles (7-1, 4-0) immediately followed a goalline interception and long return to start the second quarter with Shai Werts' 57-yard touchdown pass to Darion Anderson.

App State answered back quickly, using Marcus Williams Jr.'s 23-yard run and backup quarterback Derrick's 50-yard pass to Corey Sutton to set up a 1-yard touchdown run from Williams.

App State's defense forced a three-and-out, with MyQuon Stout and Flory converging for the stop on a third-and-3 carry, but the Eagles made a fumble recovery at the Mountaineers' 10 following a muffed punt in heavy traffic. Wesley Fields' 10-yard touchdown run on the next play put Georgia Southern ahead for good, and a three-and-out possession preceded a six-play scoring drive for the Eagles, who took a 17-7 lead on Tyler Bass' 42-yard field goal.

Werts scored on a 47-yard option keeper early in the second half, and the Eagles moved ahead 27-7 late in the third quarter on a 43-yard field goal that followed an interception on a tipped pass. One of the Eagles' four interceptions set up Fields' 18-yard TD run with 3:28 remaining.

SCORING SUMMARY

Team	Qtr	Time	Scoring Play	Conv.	Plays	Time	Score
GS	2nd	14:37	Anderson 57 pass from Werts	Bass kick	1-57	0:09	0-7
APP	2nd	12:11	Will., Mar. 1 run	Staton kick	5-75	2:26	7-7
GS	2nd	9:53	Fields 10 run	Bass kick	1-10	0:06	7-14
GS	2nd	4:45	Bass 42 yd FG		6-31	3:34	7-17
GS	3rd	10:05	Werts 47 run	Bass kick	5-85	2:46	7-24
GS	3rd	1:34	Bass 43 yd FG		8-49	4:41	7-31
GS	4th	3:28	Fields 18 run	Bass kick	5-33	2:55	7-34
APP	4th	0:10	Williams 4 pass from Huesman	Staton kick	13-75	3:18	14-34

STAT LEADERS

APPALACHIAN STATE					GEORGIA SOUTHERN				
Rushing	Att.	Yds	TD		Rushing	Att.	Yds	TD	
Evans	17	63	0		Werts	14	129	1	
Williams Jr.	11	59	1		Fields	18	98	2	
Derrick	5	21	0		Wright	6	23	0	
Thomas	1	5	0		Kennedy	3	17	0	
Huesman	3	1	0		Garrett	6	13	0	
Totals	37	149	0		Team	1	-1	0	
Passing	Cmp-Att-Int	Yds	TD		Bargnare	2	-2	0	
Thomas	1-1-0	-1	0		Totals	50	277	3	
Derrick	3-12-2	73	0		Passing	Cmp-Att-Int	Yds	TD	
Huesman	8-14-2	67	1		Werts	1-3-0	57	1	
Totals	12-27-4	139	1		Totals	1-3-0	57	1	
Receiving	No.	Yds	TD		Receiving	No.	Yds	TD	
Sutton	4	64	0		Anderson	1	57	1	
Hennigan	3	28	0		Totals	1	57	1	
Williams	2	10	1						
Reed	1	17	0						
Virgil	1	13	0						
Absher	1	7	0						
Totals	12	139	1						

GAME 8					FINAL	
APP STATE	7	7	0	9	—	23
Coastal Carolina	7	0	0	0	—	7
Nov. 3 - Brooks Stadium - Conway, S.C. - 13,004						



GAME NOTES

Appalachian State improved to 31-4 in its last 35 conference games and 15-3 in its last 18 conference road games.

Appalachian State held Coastal Carolina to 72 rushing yards on 26 attempts. The previous season low for the Chanticleers, who ranked ninth nationally at 251.6 rushing yards per game, was 126 in an opening-week loss at South Carolina.

The Mountaineers allowed single-digit points for the fifth time this season and didn't give up an offensive touchdown for the second time in three Sun Belt road games. Arkansas State kicked three field goals in a 35-9 loss to App State.

Appalachian State finished with 34:56 in possession compared to 25:04 for Coastal, which entered the game ranking fourth nationally with an average possession time of nearly 35 minutes a game. In their last seven games, the Chanticleers had enjoyed time of possession advantages of 11:48, 11:56, 10:27, 20:18, 17:42, 4:06 and 2:10.

Inside linebacker Jordan Fehr had a career-high 3.0 sacks, and he just missed a fourth with a quarterback hurry on the play right after his third sack. The last App State player with three sacks in a game was Eric Boggs, who accomplished the feat against Louisiana late in the 2015 season.

Sophomore defensive end Chris Willis made his first career start, had a tackle for a 7-yard loss and also forced a fumble.

Jacob Huesman became the first quarterback to lead the Mountaineers to a win in his first career start since Jamal Jackson completed his first 15 passes in a 49-42 victory at The Citadel in 2011. After that, three straight quarterbacks made their first starts in App State losses.

TEAM TOTALS	APP	CCU
FIRST DOWNS		
Total	21	11
Rushing	14	5
Passing	6	6
Penalty	1	0
RUSHING		
Total (Net)	278	72
Attempts	56	26
Avg. Per Rush	5.0	2.8
Rushing TDs	2	0
Yds. Gained	303	104
Yds. Lost	25	32
PASSING		
Total (Net)	127	106
Comp.-Att.-Int.	9-19-2	14-26-1
Avg. / Att.	6.7	4.1
Avg. / Comp.	14.1	7.6
TDs	1	0
TOTAL OFFENSE		
Yards	405	178
Plays	75	52
Avg. / Play	5.4	3.4
Fumbles - Lost	0-0	2-0
Penalties - Yds.	6-40	4-27
PUNTING		
Punts - Yds.	5-214	8-354
Avg. / Punt	42.8	44.2
Inside 20	3	0
50+ Yds.	0	1
Touchbacks	0	0
Fair Catch	3	2
KICKOFFS		
Total - Yds.	4-253	2-123
Avg. Yds. / Kickoff	63.3	61.5
Touchbacks	3	0
RETURNS		
Punt: Total - Yds. - TDs	5-63-0	0-0-0
Punt: Avg. / Return	12.6	0
Kickoff: Total - Yds. - TDs	2-72-0	1-24-0
Kickoff: Avg. / Return	36.0	24.0
INT: Total - Yds. - TDs	1-0-0	2-60-1
Fumble: Total - Yds. - TDs	0-0-0	0-0-0
MISCELLANEOUS		
Misc. Yards	0	0
Poss. Time	34:56	25:04
3rd. Down Conv.	5 of 15	1 of 10
4th. Down Conversions	1 of 3	0 of 1
Red-Zone: Scores - Chances	1-3	0-0
Sacks: Total - Yds.	3-20	2-15
PAT: Total - Made	3-3	1-1
Field Goals: Total - Made	0-0	0-1

App State Stuffs Chanticleers To Gain Bowl Eligibility

CONWAY, S.C. — Appalachian State made a business trip to the beach and became bowl eligible.

Behind a dominant defensive performance and a strong rushing game, the Mountaineers picked up their sixth win of the season with a 23-7 victory at Coastal Carolina on Saturday night. Bowl eligible for the fourth straight year, App State is the only FBS program with a bowl win in each of its first three seasons after the complete transition.

Darrynton Evans' 26-yard touchdown run and first-time starter Jacob Huesman's 33-yard TD pass to Corey Sutton gave the Mountaineers (6-2, 4-1 Sun Belt) a 14-7 halftime lead against the Chanticleers (5-4, 2-3). Coastal was still trailing by seven points when it took over at its 1-yard line following a fourth-and-goal stop early in the final quarter, but safety Desmond Franklin and inside linebacker Jordan Fehr led the way on a game-changing safety by App State's defense.

The end-zone tackle by Fehr, Anthony Flory and several other defenders made it a two-possession game, and Appalachian moved ahead 23-7 when Marcus Williams Jr. capped a three-play drive after the free kick with a 4-yard touchdown run.

Fehr also had three sacks and Josh Thomas intercepted a pass for an App State defense that limited Coastal Carolina to 178 total yards, including 72 on the ground, or 179.6 yards below an average that ranked ninth nationally. Offensively, Evans had 159 rushing yards on 27 carries and Williams added 103 yards on 19 attempts as the Mountaineers totaled 278 yards on the ground.

Huesman completed 9 of 19 passes for 127 yards while starting in relief of an injured Zac Thomas, and App State's defense limited Coastal Carolina to 31 yards on its first 19 offensive plays. The Chanticleers didn't pick up a first down until less than five minutes remained in the opening half, and Franklin downed two punts at the 1-yard line.

Clayton Howell and Xavier Subotsch delivered those punts, and Appalachian maintained a 14-7 lead when Tae Hayes made another big special teams play by tipping a 50-yard field goal early in the third quarter, and Caleb Spurlin tipped a first-quarter punt.

SCORING SUMMARY

Team	Qtr	Time	Scoring Play	Conv.	Plays	Time	Score
APP	1st	10:16	Evans 26 run	Staton kick	3-37	1:20	7-0
CCU	1st	5:57	Drinkard 60 interception return	Biscardi kick			7-7
APP	2nd	1:40	Sutton 33 pass from Huesman	Staton kick	5-46	1:51	14-7
APP	4th	11:33	Safety, Fehr tackle in end zone				16-7
APP	4th	9:54	Williams Jr. 1 run	Staton kick	3-44	1:32	23-7

STAT LEADERS

APPALACHIAN STATE

Rushing	Att.	Yds	TD
Evans	27	159	1
Williams Jr.	19	103	1
Huesman	9	15	0
Williams, Mal.	1	1	0
Totals	56	278	2

Passing	Cmp-Att-Int	Yds	TD
Huesman	9-19-2	127	1
Totals	9-19-2	127	1

Receiving	No.	Yds	TD
Heath	4	55	0
Sutton	1	33	1
Williams Jr.	1	13	0
Evans	1	12	0
Reed	1	9	0
Williams, Mal.	1	5	0
Totals	9	127	1

COASTAL CAROLINA

Rushing	Att.	Yds	TD
Anderson	3	22	0
James	3	15	0
Outlow	5	12	0
Thrasher	3	6	0
Payton	9	5	0
Marable	3	-1	0
Tyler	0	13	0
Totals	26	72	0

Passing	Cmp-Att-Int	Yds	TD
Payton	10-16-1	79	0
Thrasher	0-0-0	0	0
Anderson	4-10-0	27	0
Totals	14-26-1	106	0

Receiving	No.	Yds	TD
Williams	5	32	0
Outlow	4	20	0
Tyler	3	39	0
Holmes	1	17	0
Marable	1	-2	0
Totals	14	106	0

GAME 9	FINAL				
APP STATE	7	14	7	10	— 38
Texas State	0	0	7	0	— 7
Nov. 10 - Bobcat Stadium - San Marcos, Texas - 11,482					



GAME NOTES

With the win, App State head coach Scott Satterfield improved his career record to 48-24, moving him into sole possession of third place for coaching victories at the school. Jerry Moore is first with 215 wins from 1989-2012, followed by E.C. Duggins at 57-25-3 from 1947-50 and 1952-55. Jim Brakefield went 47-48-4 from 1971-79.

The Mountaineers improved to 32-4 in their last 36 conference games and 16-3 in their last 19 conference road games.

Texas State's longest play from scrimmage covered 15 yards. Through nine games, App State's defense has allowed only seven gains of at least 30 yards.

Texas State managed only seven points despite moving inside the App State 40 on six possessions. The Bobcats had drives end at the App State 33 (fumble), 39 (punt), 30 (turnover on downs), 4 (interception), end zone (touchdown) and 28 (turnover on downs).

App State limited Texas State to 218 total yards, including just 86 on on 31 rushing attempts. The Bobcats were able to move into App State territory frequently thanks to 196 yards on kickoff returns.

The Mountaineers have held five teams this season to less than 100 yards rushing, and it was their second straight game doing so after Coastal Carolina totaled 72 yards rushing.

App State had scoring drives of 13, 13 and 17 plays, and the 17-play drive that netted a field goal lasted 8:13. The longest drive in the first eight games was a 13-play, 95-yard drive that lasted 7:40 vs. South Alabama.

Senior safety Austin Exford has played in 37 career games and made the first two starts of his career the last two.

TEAM TOTALS	APP	TXST
FIRST DOWNS		
Total	19	15
Rushing	8	5
Passing	11	8
Penalty	0	2
RUSHING		
Total (Net)	221	86
Attempts	34	31
Avg. Per Rush	6.5	2.8
Rushing TDs	3	0
Yds. Gained	230	112
Yds. Lost	9	26
PASSING		
Total (Net)	247	132
Comp.-Att.-Int.	25-36-0	19-30-1
Avg. / Att.	6.9	4.4
Avg. / Comp.	9.9	6.9
TDs	2	1
TOTAL OFFENSE		
Yards	468	218
Plays	70	61
Avg. / Play	6.7	3.6
Fumbles - Lost	1-0	3-2
Penalties - Yds.	5-50	3-19
PUNTING		
Punts - Yds.	4-153	4-175
Avg. / Punt	38.2	43.8
Inside 20	0	1
50+ Yds.	0	1
Touchbacks	0	2
Fair Catch	3	0
KICKOFFS		
Total - Yds.	7-406	2-125
Avg. Yds. / Kickoff	58.0	62.5
Touchbacks	1	0
RETURNS		
Punt: Total - Yds. - TDs	1-6-0	0-0-0
Punt: Avg. / Return	6.0	0
Kickoff: Total - Yds. - TDs	2-36-0	6-196-0
Kickoff: Avg. / Return	18.0	32.7
INT: Total - Yds. - TDs	1-2-0	0-0-0
Fumble: Total - Yds. - TDs	0-0-0	0-0-0
MISCELLANEOUS		
Misc. Yards	0	0
Poss. Time	33:36	26:24
3rd. Down Conv.	9 of 16	3 of 12
4th. Down Conversions	2 of 2	2 of 4
Red-Zone: Scores - Chances	5-5	1-2
Sacks: Total - Yds.	2-15	1-5
PAT: Total - Made	5-5	1-1
Field Goals: Total - Made	1-1	0-0

App State Rolls To Victory On Road In Thomas' Return

SAN MARCOS, Texas — Zac Thomas wasted little time announcing his return, even though Appalachian State chewed up plenty of clock with its scoring drives.

Thomas' 43-yard pass to Collin Reed on App State's first offensive play triggered a productive day for the sophomore quarterback, and Chris Willis' backfield pressure set up Noel Cook's goalline interception that served as the biggest momentum swing in a 38-7 victory at Texas State.

"It's a business-like approach what we've done the last two weeks," said App State head coach Scott Satterfield, who improved his career record to 48-24, moving him into sole possession of third place for coaching victories at the school. "What we've done defensively, holding these teams to low yardage, creating turnovers today, and last week our special teams were outstanding. Today, our offense picked up, so we're finding ways to win football games as a complete team."

Thomas, who sat out last weekend's win after playing only one series in the previous game, completed 25 of 36 passes for 247 yards and two touchdowns. With help from receiver Mock Adams' downfield block, Darrynton Evans reached the end zone for the second time with a 79-yard run that gave the Mountaineers a 28-0 lead just two plays into the second half, and Texas State finally ended the defense's shutout bid midway through the third quarter.

App State has allowed single-digit points in six of its last eight games, and its opponents have totaled 14 second-half points in the seven wins. Appalachian (7-2, 5-1) engineered scoring drives of 13, 13 and 17 plays in the victory, which, coupled with a road win for Troy (8-2, 6-0) at Georgia Southern (7-3, 4-2), left the Mountaineers with sole possession of second place in the Sun Belt's East Division. They close the regular season with home games against Georgia State and Troy, meaning App State controls its chances of hosting the first Sun Belt Championship.

SCORING SUMMARY

Team	Qtr	Time	Scoring Play	Conv.	Plays	Time	Score
APP	1st	12:04	Heath 8 pass from Thomas	Staton kick	3-67	1:02	7-0
APP	2nd	14:14	Reed 1 pass from Thomas	Staton kick	13-70	6:01	14-0
APP	2nd	1:20	Evans 1 run	Staton kick	13-95	5:51	21-0
APP	3rd	14:36	Evans 79 run	Staton kick	2-79	0:18	28-0
TXST	3rd	8:00	Brown 6 pass from Vitt	Kessler kick	7-43	3:15	28-7
APP	4th	14:50	Staton 29 yd FG		17-68	8:05	31-7
APP	4th	2:01	Peoples 9 run	Staton kick	9-72	4:33	38-7

STAT LEADERS

APPALACHIAN STATE					TEXAS STATE				
Rushing	Att.	Yds	TD		Rushing	Att.	Yds	TD	
Evans	9	86	2		Twyford	11	35	0	
Thomas	11	76	0		Vitt	9	17	0	
Peoples	5	42	1		Brown Jr.	2	16	0	
Williams Jr.	6	10	0		Jones III	1	11	0	
Harper	3	7	0		Taylor	3	10	0	
Totals	34	221	3		Brown	2	2	0	
Passing					Gipson	2	1	0	
Thomas	25-36-0	247	2		Watts	1	-6	0	
Totals	25-36-0	247	2		Totals	31	86	0	
Receiving					Passing	Comp-Att-Int	Yds	TD	
Reed	3	52	1		Jones III	2-2-0	26	0	
Virgil	5	51	0		Vitt	17-28-1	106	1	
Heath	5	43	1		Totals	19-30-132	132	1	
Sutton	3	36	0		Receiving				
Evans	2	28	0		Brown	7	44	1	
Williams, Mal.	2	18	0		Sheread	2	27	0	
Hennigan	2	13	0		Watts	3	18	0	
Pearson	2	4	0		Taylor	2	15	0	
Williams Jr.	1	2	0		Rogers	1	11	0	
Totals	25	247	2		Twyford	1	8	0	

GAME 10					FINAL	
Georgia State	7	0	3	7	—	17
APP STATE	14	3	14	14	—	45
Nov. 17 - Kidd Brewer Stadium - Boone, N.C. - 22,315						



GAME NOTES

Appalachian State committed no penalties or turnovers in the 45-17 win against Georgia State. A 23-20 win at Idaho last season was the last time App State didn't commit a penalty, and before that, it was a 35-20 win against Chattanooga in 2009.

Desmond Franklin scored on a 26-yard INT return in the third quarter. It was App State's first interception return for a touchdown since A.J. Howard scored on a 71-yard return at Troy in 2016.

Junior cornerback Clifton Duck had seven tackles to tie outside linebacker Akeem Davis-Gaither and inside linebacker Anthony Flory for the team lead. A linebacker has led the team in tackles in every other game this season except against Gardner-Webb, when Duck had a team-high five stops.

Darrynton Evans had a 100-yard rushing game for the fourth time in seven Sun Belt games. He now has 860 rushing yards on the season even though he didn't become App State's primary running back until midway through the team's sixth game.

Since returning to App State's lineup, Zac Thomas is 45-for-60 passing for 529 yards with five touchdowns and no interceptions.

True freshman tight end Henry Pearson scored his first career touchdown on a 10-yard reception late in the first quarter.

Sophomore running back Daetrich Harrington, who had knee surgery in February, made his season debut and rushed four times for 16 yards.

Clayton Howell's only punt was a 56-yard kick out of his own end zone, and Michael Rubino had seven touchbacks on eight kickoffs.

True freshman Kaleb Dawson made his debut on the opening kickoff.

TEAM TOTALS	GSU	APP
FIRST DOWNS		
Total	15	25
Rushing	10	10
Passing	5	13
Penalty	0	2
RUSHING		
Total (Net)	197	228
Attempts	34	39
Avg. Per Rush	5.8	5.8
Rushing TDs	1	2
Yds. Gained	201	237
Yds. Lost	4	9
PASSING		
Total (Net)	132	296
Comp.-Att.-Int.	10-21-2	22-26-0
Avg. / Att.	6.3	11.4
Avg. / Comp.	13.2	13.5
TDs	1	3
TOTAL OFFENSE		
Yards	329	524
Plays	55	65
Avg. / Play	6.0	8.1
Fumbles - Lost	0-0	0-0
Penalties - Yds.	6-61	0-0
PUNTING		
Punts - Yds.	4-189	1-56
Avg. / Punt	47.2	56.0
Inside 20	2	0
50+ Yds.	1	1
Touchbacks	1	0
Fair Catch	0	0
KICKOFFS		
Total - Yds.	4-260	8-510
Avg. Yds. / Kickoff	65.0	63.8
Touchbacks	4	7
RETURNS		
Punt: Total - Yds. - TDs	1-7-0	2-14-0
Punt: Avg. / Return	7.0	7.0
Kickoff: Total - Yds. - TDs	1-16-0	0-0-0
Kickoff: Avg. / Return	16.0	0
INT: Total - Yds. - TDs	0-0-0	2-64-1
Fumble: Total - Yds. - TDs	0-0-0	0-0-0
MISCELLANEOUS		
Misc. Yards	0	0
Poss. Time	28:33	31:27
3rd. Down Conv.	6 of 12	6 of 12
4th. Down Conversions	0 of 0	3 of 3
Red-Zone: Scores - Chances	2-2	3-4
Sacks: Total - Yds.	3-9	0-0
PAT: Total - Made	2-2	6-6
Field Goals: Total - Made	1-1	1-2

App State Win Sets Up Showdown For Division Title

BOONE, N.C. — One big home game down. At least one more to go.

Returning to Boone for the last two games of the regular season, App State posted a 45-17 victory against Sun Belt Conference foe Georgia State to set up a winner-take-all finale with East Division leader Troy next weekend at Kidd Brewer Stadium. If the Mountaineers (8-2, 6-1) beat the Trojans (9-2, 7-0) to win the division via the head-to-head tiebreaker, they would host the inaugural Sun Belt Championship Game on Dec. 1 against either Louisiana, Arkansas State or ULM.

On Black Saturday at The Rock, Desmond Franklin's two interceptions included a 26-yard return for a third-quarter touchdown that followed pressure from Anthony Flory, who had seven tackles to help lead a group that limited the Panthers (2-9, 1-6) to 132 passing yards.

App State's Zac Thomas accounted for four touchdowns, including three through the air as he completed 20 of his 24 passes for 282 yards, and Darrynton Evans rushed for a 56-yard touchdown to highlight a 15-carry, 127-yard performance. Corey Sutton also had a 100-yard day, catching four first-half passes for 101 yards and one score.

In the first quarter alone, Sutton had a 39-yard touchdown and a 40-yard reception.

The other touchdown catches in a penalty-free, turnover-free effort from the Mountaineers came from freshman tight end Henry Pearson and Dominique Heath, as Thomas increased his season totals to 16 passing touchdowns and seven rushing touchdowns with just four interceptions.

Georgia State used a 7-yard touchdown pass on the game's opening drive to take a brief lead, but App State responded with a four-play, 75-yard series that ended with Thomas' 39-yard touchdown pass to Sutton. Pearson hurdled a defender close to the end zone on a 10-yard touchdown reception with 3:16 left in the opening quarter.

SCORING SUMMARY

Team	Qtr	Time	Scoring Play	Conv.	Plays	Time	Score
GSU	1st	10:17	Jones 7 pass from Ellington	Wright kick	10-75	4:43	0-7
APP	1st	8:54	Sutton 39 pass from Thomas	Staton kick	4-75	1:23	7-7
APP	1st	3:16	Pearson 10 pass from Thomas	Staton kick	8-64	3:26	14-7
APP	2nd	0:11	Staton 23 yd FG		12-75	4:04	17-7
APP	3rd	9:16	Thomas 1 run	Staton kick	11-75	5:44	24-7
APP	3rd	8:27	Franklin 26 interception return	Staton kick			31-7
GSU	3rd	2:42	Wright 52 yd FG		12-41	5:45	31-10
APP	4th	14:18	Heath 21 pass from Thomas	Staton kick	7-75	3:24	38-10
APP	4th	12:04	Evans 56 run	Staton kick	2-56	0:17	45-10
GSU	4th	8:20	Kirk 3 run	Wright kick	7-75	3:44	45-17

STAT LEADERS

GEORGIA STATE				APPALACHIAN STATE			
Rushing	Att.	Yds	TD	Rushing	Att.	Yds	TD
Ellington	19	113	0	Evans	15	127	1
Gregg	4	43	0	Williams Jr.	13	58	0
Barnett	6	25	0	Thomas	7	27	1
Stubbs	2	14	0	Harrington	4	6	0
Kirk	2	3	1	Totals	39	228	2
Team	1	-1	0	Passing			
Totals	34	197	1	Thomas	20-24-0	282	3
Passing				Huesman	2-2-0	14	0
Ellington	10-21-2	132	1	Derrick	0-0-0	0	0
Totals	10-21-2	132	1	Totals	22-26-0	296	3
Receiving				Receiving			
Hart	2	50	0	Sutton	4	101	1
McCoy	2	45	0	Hennigan	4	60	0
Gentry	2	10	0	Pearson	3	36	1
Jones	2	3	1	Virgil	3	32	0
Stubbs	1	21	0	Williams, Mal.	3	22	0
Carter	1	3	0	Evans	2	10	0
Totals	10	132	1	Heath	1	21	1
Receiving				Absher	1	10	0
Reed	1	4	0	Totals	22	296	0

GAME 11						FINAL
Troy	0	3	7	0	—	10
APP STATE	7	14	0	0	—	21

Nov. 24 - Kidd Brewer Stadium - Boone, N.C. - 20,410



GAME NOTES

After a 25-19 home loss to Liberty in the 1997 finale, App State won its last 16 Senior Day games as an FCS program, with six of them coming vs. Western Carolina. The Mountaineers have won FBS home finales against Idaho (2014), Louisiana (2015, 2017), ULM (2016) and Troy (2018).

Scott Satterfield won his 50th game as App State's head coach.

App State senior Elias McMurry was the starting long snapper for the 50th time in his App State career. He has been the first-team snapper since his first game as an App State true freshman in 2015.

It was also the 50th career game for senior cornerback Tae Hayes.

App State ended a 13-game Sun Belt Conference winning streak for Troy, which had won 11 of its last 12 league road games.

App State allowed 108 points (101 by its defense) in eight conference games. The only teams nationally with a lower total in league play were UAB (88 in eight games), Clemson (93 in eight games) and Fresno State (87 through eight games).

Junior cornerback Clifton Duck moved into the top 10 on App State's career interceptions list when he picked off a pass for the 12th time of his career. Duck tied Mark Mayo (1988-91), Struggle Smith (1982-85) and David Neeld (1967-70) for eighth place in App State history, with Corey Hall (1997-2000) seventh at 13 career interceptions.

Akeem Davis-Gaither had 14 tackles, marking his third game this season with at least 14. He also had 14 at Arkansas State and 15 vs. Louisiana.

Darrynton Evans made it three straight games with a 50-yard rush.

TEAM TOTALS	TROY	APP
FIRST DOWNS		
Total	13	15
Rushing	2	8
Passing	9	6
Penalty	2	1
RUSHING		
Total (Net)	53	201
Attempts	28	45
Avg. Per Rush	1.9	4.5
Rushing TDs	0	1
Yds. Gained	83	226
Yds. Lost	30	25
PASSING		
Total (Net)	170	113
Comp.-Att.-Int.	18-34-2	12-24-0
Avg. / Att.	5.0	4.7
Avg. / Comp.	9.4	9.4
TDs	1	2
TOTAL OFFENSE		
Yards	223	314
Plays	62	69
Avg. / Play	3.6	4.6
Fumbles - Lost	3-2	1-1
Penalties - Yds.	8-50	13-104
PUNTING		
Punts - Yds.	5-273	7-280
Avg. / Punt	54.6	40.0
Inside 20	3	2
50+ Yds.	2	1
Touchbacks	0	0
Fair Catch	1	4
KICKOFFS		
Total - Yds.	3-192	4-255
Avg. Yds. / Kickoff	64.0	63.8
Touchbacks	1	2
RETURNS		
Punt: Total - Yds. - TDs	3-7-0	1-46-0
Punt: Avg. / Return	2.3	46.0
Kickoff: Total - Yds. - TDs	2-55-0	2-40-0
Kickoff: Avg. / Return	27.5	20.0
INT: Total - Yds. - TDs	0-0-0	2-41-0
Fumble: Total - Yds. - TDs	0-0-0	0-0-0
MISCELLANEOUS		
Misc. Yards	0	0
Poss. Time	24:30	35:30
3rd. Down Conv.	3 of 15	7 of 18
4th. Down Conversions	0 of 3	1 of 2
Red-Zone: Scores - Chances	1-1	3-4
Sacks: Total - Yds.	1-9	4-24
PAT: Total - Made	1-1	3-3
Field Goals: Total - Made	1-2	0-1

App State Clinches East, Will Host SBC Title Game

BOONE, N.C. — Before players hoisted Appalachian State assistant coach Mark Ivey into the air to lead the traditional postgame victory song, Scott Satterfield already was making a rare appearance atop the shoulders of several Mountaineers.

The two App State alums and program staples high-fived each other, then directed the most highly anticipated portion of the locker room celebration.

A win in a first-place showdown with Troy has put Appalachian State one step closer to a conference championship. For the second straight week, a title will be decided at The Rock.

App State clinched the Sun Belt's East Division with a 21-10 home victory against the Trojans, and the Mountaineers (9-2, 7-1) advanced to play host to Louisiana in the first Sun Belt Championship Game.

The Mountaineers jumped out to a 21-0 lead on Troy (9-3, 7-1) in the opening 20 minutes thanks to Zac Thomas' two touchdown passes to Corey Sutton and Thomas' score on a quarterback keeper. In order, those scores were set up by Darrynton Evans' 58-yard run from the App State 2, Caleb Spurlin's recovery of his own forced fumble on a fake-punt completion for a first down at midfield and Anthony Flory's recovery of a fumble forced by Austin Exford.

Trailing by 11 points in the closing minutes, Troy's last chance at a comeback was erased by back-to-back sacks from Jordan Fehr and Chris Willis. Okon Godwin's fourth-down pressure forced a fourth-down incomplection with 2:33 left, allowing Appalachian to run out the clock.

It was the 21st straight Senior Day win at Kidd Brewer Stadium for the Mountaineers, who recognized 13 players before kickoff. Thomas Hennigan, a sophomore, even waved senior receiver Brad Absher onto the field to take his place in the victory formation.

Clifton Duck (12th career interception) and Akeem Davis-Gaither (game-high 14 tackles) helped App State finish with a 201-53 advantage in rushing yards. The Trojans averaged 1.9 yards on their 28 attempts and didn't have an offensive play longer than 21 yards.

Hennigan, a receiver, joined in the fun by recording his first career interception on a Hail Mary pass to end the first half, and Davis-Gaither had two of App State's eight tackles for loss.

SCORING SUMMARY

Team	Qtr	Time	Scoring Play	Conv.	Plays	Time	Score
APP	1st	5:50	Sutton 16 pass from Thomas	Staton kick	6-98	3:23	7-0
APP	2nd	13:42	Sutton 15 pass from Thomas	Staton kick	11-50	4:08	14-0
APP	2nd	11:09	Thomas 10 run	Staton kick	5-36	2:09	21-0
TROY	2nd	7:51	Sumpter 26 yd FG		7-52	3:09	21-3
TROY	3rd	9:21	Douglas 21 pass from Smith	Sumpter kick	6-49	1:31	21-10

STAT LEADERS

TROY				APPALACHIAN STATE			
Rushing	Att.	Yds	TD	Rushing	Att.	Yds	TD
Smith, B.J.	15	53	0	Evans	20	108	0
Billingsley	4	12	0	Williams Jr.	11	58	0
Daughtry-Frye	1	-4	0	Thomas	11	33	1
Smith, Sawyer	8	-8	0	Jackson, D.	1	5	0
Totals	28	53	0	Team	2	-3	0
Passing	Cmp-Att-Int	Yds	TD	Passing	Cmp-Att-Int	Yds	TD
Smith, S.	17-34-2	160	1	Thomas	12-24-0	113	2
Sumpter	1-1-0	10	0	Totals	12-24-0	113	2
Totals	18-35-2	170	1				
Receiving	No.	Yds	TD	Receiving	No.	Yds	TD
Douglas	6	69	1	Sutton	5	72	2
Davis	4	20	0	Hennigan	2	16	0
Daughtry-Frye	3	20	0	Evans	2	3	0
Whittenmore	2	34	0	Heath	1	8	0
Brown	1	10	0	Williams, Marc.	1	8	0
Smith, B.J.	1	10	0	Pearson	1	6	0
Hallman	1	7	0	Totals	12	113	2
Totals	18	170	1				

NCAA Statistics

Appalachian St. - 2018-19 Football Ranking Summary thru games 12/01/2018

Statistic	National Rank	Conference Rank	Value	National Leader	Value	Conference Leader	Value
3rd Down Conversion Pct (129 ranked)	57	6	0.403	Army West Point	0.571	Louisiana	0.482
3rd Down Conversion Pct Defense (129 ranked)	10	1	0.312	Miami (FL)	0.237	Appalachian St.	0.312
4th Down Conversion Pct (129 ranked)	38	4	0.591	Army West Point	0.909	Coastal Caro.	0.688
4th Down Conversion Pct Defense (129 ranked)	5	1	0.300	UAB	0.278	Appalachian St.	0.300
Blocked Kicks (81 ranked)	4	1	6	Auburn Baylor Toledo	7 7 7	Appalachian St.	6
Blocked Kicks Allowed (129 ranked)	1	1	0	27 teams tied	0	Appalachian St. Troy Arkansas St.	0 0 0
Blocked Punts (26 ranked)	2	1	4	Toledo	6	Appalachian St.	4
Blocked Punts Allowed (125 ranked)	1	1	0	58 teams tied	0	5 teams tied	0
Completion Percentage (129 ranked)	49	7	0.611	Ohio St.	0.708	Troy	0.662
Defensive TDs (36 ranked)	36	2	2	Temple	7	Arkansas St.	3
Fewest Penalties (129 ranked)	68	7	75	Northwestern	37	Georgia St.	48
Fewest Penalties Per Game (129 ranked)	70	7	6.25	Northwestern	2.85	Georgia St.	4.00
Fewest Penalty Yards (128 ranked)	82	8	702	Northwestern	335	Georgia St.	469
Fewest Penalty Yards Per Game (129 ranked)	82	8	58.50	Northwestern	25.77	Georgia St.	39.08
First Downs Defense (129 ranked)	4	1	184	Southern Miss.	161	Appalachian St.	184
First Downs Offense (129 ranked)	84	6	242	Ohio St.	381	Arkansas St.	275
Fumbles Lost (128 ranked)	6	2	4	Mississippi St.	2	Louisiana	3
Fumbles Recovered (129 ranked)	92	6	6	Boise St.	17	Texas St. Ga. Southern	12 12
Kickoff Return Defense (129 ranked)	124	10	25.77	New Mexico	14.89	Arkansas St.	16.39
Kickoff Returns (129 ranked)	2	1	29.18	Utah St.	29.68	Appalachian St.	29.18
Net Punting (129 ranked)	14	3	40.65	Texas A&M	44.96	Georgia St.	42.76
Passes Had Intercepted (129 ranked)	62	6	10	Ga. Southern	0	Ga. Southern	0
Passes Intercepted (127 ranked)	14	2	15	4 teams tied	18	Troy	17
Passing Offense (129 ranked)	100	7	188.6	Washington St.	379.8	Arkansas St.	282.0
Passing Yards Allowed (129 ranked)	3	1	148.1	Miami (FL)	140.8	Appalachian St.	148.1
Passing Yards per Completion (129 ranked)	51	4	12.64	Army West Point	20.34	Ga. Southern	15.06
Punt Return Defense (129 ranked)	15	2	3.88	Arkansas St.	-1.88	Arkansas St.	-1.88
Punt Returns (129 ranked)	19	3	13.31	Minnesota	22.25	Georgia St.	17.56
Red Zone Defense (129 ranked)	47	3	0.815	Fresno St.	0.609	Troy	0.775
Red Zone Offense (129 ranked)	70	8	0.837	Miami (OH)	0.977	Ga. Southern	0.925
Rushing Defense (129 ranked)	30	2	131.3	Michigan St.	81.3	Troy	130.9
Rushing Offense (129 ranked)	15	2	241.0	Georgia Tech	334.9	Ga. Southern	260.8
Sacks Allowed (129 ranked)	26	1	1.50	Army West Point	0.18	Ga. Southern Appalachian St.	1.50 1.50
Scoring Defense (129 ranked)	6	1	15.7	Mississippi St.	12.0	Appalachian St.	15.7
Scoring Offense (129 ranked)	20	1	36.7	Oklahoma	49.5	Appalachian St.	36.7
Tackles for Loss Allowed (129 ranked)	22	1	4.92	Army West Point	3.00	Appalachian St.	4.92
Team Passing Efficiency (129 ranked)	45	6	143.92	Oklahoma	200.58	Ga. Southern	165.91
Team Passing Efficiency Defense (129 ranked)	2	1	98.01	Mississippi St.	97.27	Appalachian St.	98.01
Team Sacks (129 ranked)	86	6	1.83	Northern Ill.	3.85	Troy	3.00
Team Tackles for Loss (129 ranked)	59	4	6.2	Miami (FL)	10.5	Troy	7.9
Time of Possession (129 ranked)	38	3	30:55	Army West Point	39:15	Coastal Caro.	32:47
Total Defense (129 ranked)	6	1	279.3	Michigan	262.5	Appalachian St.	279.3
Total Offense (129 ranked)	42	3	429.6	Oklahoma	577.9	Arkansas St.	463.5
Turnover Margin (128 ranked)	22	2	0.58	Ga. Southern	1.83	Ga. Southern	1.83
Turnovers Gained (129 ranked)	32	3	21	Syracuse Ohio	30 30	Ga. Southern Troy	27 27
Turnovers Lost (129 ranked)	23	3	14	Ga. Southern	5	Ga. Southern	5
Winning Percentage (125 ranked)	9	1	0.833	4 teams tied	1.000	Appalachian St.	0.833

Statistic	Player	National Rank	Conference Rank	Value	National Leader	Value	Conference Leader	Value
All Purpose (200 ranked)	Darrynton Evans	14	2	136.25	Darrell Henderson, Memphis	179.08	Tra Minter, South Alabama	150.25
Blocked Kicks (5 ranked)	Tae Hayes	5	1	2	Reggie Gilliam, Toledo	4	Tae Hayes, Appalachian St.	2
	Steven Jones	5	1	2			Steven Jones, Appalachian St.	2
							Javonte Lain, Georgia St.	2
Combined Kick Returns (200 ranked)	Darrynton Evans	54	6	469	Michael Walker, Boston College	1,294	Raymond Calais, Louisiana	818
	Clifton Duck	120	12	245				
	Thomas Hennigan	137	15	225				
Completion Percentage (117 ranked)	Zac Thomas	43	4	0.626	Jack Abraham, Southern Miss.	0.731	Justice Hansen, Arkansas St.	0.670
Completions Per Game (100 ranked)	Zac Thomas	89	6	13.09	Gardner Minshew II, Washington St.	36.08	Justice Hansen, Arkansas St.	21.67
Field Goal Percentage (108 ranked)	Chandler Staton	64	5	0.733	Cooper Rothe, Wyoming	0.941	Tyler Bass, Ga. Southern	0.889
Field Goals Per Game (136 ranked)	Chandler Staton	76	6	0.92	Andre Szmyt, Syracuse	2.33	Tyler Sumpter, Troy	1.50
Forced Fumbles (30 ranked)					Sean Williams, Navy	0.45	Frankie Griffin, Texas St.	0.25
							Quan Griffin, Ga. Southern	0.25
Fumbles Recovered (21 ranked)	Austin Exford	21	3	2	Chapelle Russell, Temple	5	Tahjea Chambers, Arkansas St.	4
Interceptions Per Game (130 ranked)	Desmond Franklin	15	2	0.3	Hamp Cheevers, Boston College	0.6	Cedarius Rookard, Troy	0.4
	Tae Hayes	49	4	0.3	Andre Cisco, Syracuse	0.6		
	Josh Thomas	49	4	0.3				
Kickoff Return TDs (6 ranked)	Darrynton Evans	6	1	1	Jason Huntley, New Mexico St.	3	Darrynton Evans, Appalachian St.	1
							Marcus Jones, Troy	1
Kickoff Returns (71 ranked)					Savon Scarver, Utah St.	34.2	Raymond Calais, Louisiana	26.4
Passes Defended (26 ranked)					Paulson Adebo, Stanford	1.9	Kindle Vildor, Ga. Southern	1.3
Passing Efficiency (117 ranked)	Zac Thomas	23	2	153.0	Kyler Murray, Oklahoma	205.7	Justice Hansen, Arkansas St.	155.6
Passing TDs (163 ranked)	Zac Thomas	51	3	18	Dwayne Haskins, Ohio St.	47	Justice Hansen, Arkansas St.	27
Passing Yards (130 ranked)	Zac Thomas	87	5	1,862	Dwayne Haskins, Ohio St.	4,580	Justice Hansen, Arkansas St.	3,172
Passing Yards Per Game (130 ranked)	Zac Thomas	84	5	169.3	Gardner Minshew II, Washington St.	373.1	Justice Hansen, Arkansas St.	264.3
Passing Yards per Completion (117 ranked)	Zac Thomas	37	1	12.93	Tua Tagovailoa, Alabama	16.85	Zac Thomas, Appalachian St.	12.93
Points Responsible For (197 ranked)	Zac Thomas	30	2	168	Dwayne Haskins, Ohio St.	306	Justice Hansen, Arkansas St.	202
	Chandler Staton	146	11	88	Kyler Murray, Oklahoma	306		
Points Responsible For Per Game (199 ranked)	Zac Thomas	20	2	15.3	D'Eriq King, Houston	27.5	Justice Hansen, Arkansas St.	16.8
	Chandler Staton	159	10	7.3				
Punt Return TDs (5 ranked)	Steven Jones	5	1	1	4 players tied	2	9 players tied	1
	Thomas Hennigan	5	1	1				
	Clifton Duck	5	1	1				
Punt Returns (52 ranked)	Clifton Duck	10	1	12.7	Marcus Hayes, New Mexico	21.2	Clifton Duck, Appalachian St.	12.7
Punting (95 ranked)	Clayton Howell	31	3	43.2	Braden Mann, Texas A&M	51.1	Brandon Wright, Georgia St.	48.2
Receiving TDs (177 ranked)	Corey Sutton	45	2	8	John Ursua, Hawaii	16	Ja'Marcus Bradley, Louisiana	10
	Dominique Heath	131	8	5				
Receiving Yards (200 ranked)	Corey Sutton	107	6	695	Andy Isabella, Massachusetts	1,698	Kirk Merritt, Arkansas St.	939
Receiving Yards Per Game (200 ranked)	Corey Sutton	112	6	57.9	Andy Isabella, Massachusetts	141.5	Kirk Merritt, Arkansas St.	78.3
Receptions Per Game (198 ranked)					Laviska Shenault, Colorado	9.6	Kirk Merritt, Arkansas St.	6.3
Rush Yards Per Carry (165 ranked)	Darrynton Evans	19	2	6.54	Kennedy Brooks, Oklahoma	9.04	Elijah Mitchell, Louisiana	6.84
	Marcus Williams	119	11	4.62				
Rushing TDs (193 ranked)	Zac Thomas	52	4	10	Darrell Henderson, Memphis	22	Shai Werts, Ga. Southern	13
	Darrynton Evans	106	10	7	Devin Singletary, Fla. Atlantic	22		
	Jalin Moore	141	13	6				
Rushing Yards (200 ranked)	Darrynton Evans	36	3	1,079	Jonathan Taylor, Wisconsin	1,989	Trey Ragas, Louisiana	1,141
	Marcus Williams	174	17	536				
Rushing Yards Per Game (200 ranked)	Darrynton Evans	38	2	89.9	Jonathan Taylor, Wisconsin	165.8	B.J. Smith, Troy	91.1
	Marcus Williams	168	17	48.7				
	Zac Thomas	192	20	43.3				
Sacks (147 ranked)	Jordan Fehr	97	4	0.46	Jaylon Ferguson, Louisiana Tech	1.25	Ronheen Bingham, Arkansas St.	0.75
Scoring (200 ranked)	Chandler Staton	62	3	7.3	Andre Szmyt, Syracuse	11.8	Tyler Sumpter, Troy	7.8
	Zac Thomas	179	12	5.5				
Solo Tackles (48 ranked)					Joe Dineen Jr., Kansas	9.0		
Tackles For Loss (36 ranked)					Nate Harvey, East Carolina	2.1	Ronheen Bingham, Arkansas St.	1.5
Total Interceptions (38 ranked)	Desmond Franklin	13	1	4	Hamp Cheevers, Boston College	7	Desmond Franklin, Appalachian St.	4
	Tae Hayes	38	4	3	Andre Cisco, Syracuse	7	Cedarius Rookard, Troy	4
	Josh Thomas	38	4	3			Kindle Vildor, Ga. Southern	4
Total Offense (200 ranked)	Zac Thomas	74	4	212.5	Gardner Minshew II, Washington St.	381.7	Justice Hansen, Arkansas St.	297.3
	Darrynton Evans	165	13	89.9				
Total Points Scored (149 ranked)	Chandler Staton	58	5	88	Darrell Henderson, Memphis	150	Kyle Pfau, Louisiana	93
							Tyler Sumpter, Troy	93
Total Tackles (489 ranked)	Akeem Davis-Gaither	84	4	7.9	Javahn Ferguson, New Mexico St.	13.2	Bryan London II, Texas St.	9.1
	Anthony Flory	107	6	7.6				
	Jordan Fehr	134	8	7.1				
	Noel Cook	228	16	6.3				
Total Touchdowns (115 ranked)	Zac Thomas	87	5	10	Darrell Henderson, Memphis	25	Elijah Mitchell, Louisiana	15
	Darrynton Evans	115	11	9				
Yards per Pass Attempt (117 ranked)	Zac Thomas	31	2	8.10	Kyler Murray, Oklahoma	11.92	Justice Hansen, Arkansas St.	8.18
Yards per Reception (200 ranked)	Corey Sutton	15	1	19.31	Hakeem Butler, Iowa St.	22.08	Corey Sutton, Appalachian St.	19.31



DEC. 19, 2015 • CRAMTON BOWL • MONTGOMERY, ALA.

OHIO APPALACHIAN STATE

29
31

SCORING SUMMARY	1	2	3	4	F
BOBCATS	0	17	7	5	29
MOUNTAINEERS	7	0	0	24	31

ATTENDANCE: 23,010



APPALACHIAN STATE 7 • OHIO 0
7:17 TO GO • FIRST QUARTER

However, the tide turned in the final 91 seconds of the half. On the first offensive play after Ohio's field goal, OU linebacker Quentin Poling picked off Lamb and returned the interception 20 yards for a touchdown to give the Bobcats a 10-7 lead. Things went from bad to worse five plays later when Lamb mishandled a snap and it was recovered by OU's Tony Porter at the App State 23 yard line. Two plays after the miscue, Ohio running back A.J. Ouellette rumbled in from seven yards out and, in the span of just 1:11, the Mountaineers' 7-0 lead had turned into a 17-7 halftime deficit.

After failing to connect on a 39-yard attempt on the first drive for the Apps, Taylor Lamb's 21 yard scamper from the Ohio's 21-yard line gave the Black and Gold a 7-0 lead in the opening period. Appalachian took advantage of an Ohio unsportsmanlike conduct penalty that put the ball in the Bobcats' territory. That was the lone score of the first quarter while it could've have been a 13-0 lead. Matics, who had missed just one field goal all season going into the game, failed to connect on two attempts. The Mountaineers held a commanding 188-33 advantage in total yardage through a quarter-and-a-half but, due mainly to the two errant field-goal attempts, led just 7-0.



OHIO 17 • APPALACHIAN STATE 7
0:20 TO GO • SECOND QUARTER

Appalachian State's comeback began in earnest late in the third quarter when it started what would turn out to be an 11-play, 97-yard touchdown drive. The series was aided by an unnecessary roughness penalty on Ohio defensive back Toran Davis, who clocked wideout Dante Jones several steps after Jones was overthrown by Lamb on a third-and-seven play from the App State 44 yard line. Six plays later, Lamb found junior tight end Barrett Burns for a 17-yard touchdown pass that cut the deficit to 24-14.



OHIO 29 • APPALACHIAN STATE 28
1:47 TO GO • FOURTH QUARTER

The monstrous comeback seemed unlikely when the Mountaineers entered the final period facing a 17-point deficit but they quickly turned the tables, scoring three touchdowns in a 1:56 span and taking a 28-24 advantage barely three minutes into the quarter. After App State's three-touchdown flurry, it was Ohio's turn to rally, which it did with a safety and a 21-yard field goal to retake a 29-28 lead with 1:47 to go. However, sophomore quarterback Taylor Lamb calmly led the Mountaineers on a nine-play, 73-yard drive over the final 107 seconds that culminated with Matics' 23-yard game-winner. Lamb accounted for 51 of the 73 yards on the game-winning drive, including a 32-yard run that moved Appalachian from its own 41 yard line all the way to the OU 27 with a minute left on the clock. The victory set a new record for victories by a team in its first season as a full-fledged member of NCAA Division I FBS (previously Division I-AA) after transitioning from Division I FCS (previously I-AA) and the first team to win a bowl game in its initial season as a full-fledged FBS squad.



APPALACHIAN STATE 31 • OHIO 29
FINAL

"I've been a part of football for a long, long time, but I've never been a part of a game like this."

— Appalachian State head coach Scott Satterfield



SCORING SUMMARY FIRST QUARTER

7:17 APP Taylor Lamb 21 yd run (Zach Matics kick)

SECOND QUARTER

1:31 OHIO J. Yazdani 36 yd field goal
1:23 OHIO Quentin Poling 20 yd interception return (J. Yazdani Kick)
:20 APP A.J. Ouellette 7 yd run (J. Yazdani kick)

THIRD QUARTER

8:06 OHIO Jovon Johnson 45 yd fumble recovery (J. Yazdani Kick)

FOURTH QUARTER

13:52 APP Barrett Burns 17-yd pass from Taylor Lamb (Zach Matics kick)
13:10 APP Marcus Cox 26 yd run (Zach Matics kick)
11:56 APP Barrett Burns 8-yd pass from Taylor Lamb (Zach Matics kick)
6:06 OHIO Jovon Johnson Safety
1:47 OHIO J. Yazdani 21 yd field goal
0:00 APP Zach Matics 23 yd field goal

TEAM STATISTICS

	Ohio	Appalachian St.
First Downs	15	24
Rushes—Net Yards	36-107	49-303
Passing Yards	165	124
Passes (Comp-Att-Int)	15-29-2	13-26-1
Total Offense	272	427
Fumbles—Lost	2-1	2-2
Penalties—Yards	7-85	9-80
Punts—Avg	8-35.2	4-35.0
Punt Returns—Yards	0-0	0-0
Kickoff Returns—Yards	6-346	4-78
Interception Returns—Yards	1-20-1	2-11
Fumble Returns—Yards	1-45-1	1-20
Third-Down Efficiency	3 of 14	5 of 13
Fourth-Down Efficiency	1 of 1	0 of 1
Possession Time	30:06	29:54

INDIVIDUAL STATISTICS

RUSHING — OHIO: Ouellette 14-45; Sprague 10-35; White 7-25; Windham 1-2; Patterson 2-2. **APP:** Marcus Cox 24-162; Jalin Moore 13-96; Taylor Lamb 9-51; Terrence Upshaw 2-8; TEAM 1-(-14)

PASSING — OHIO: Sprague 14-28-2, 132 yds; Windham 1-1, 33 yds. **APP:** Taylor Lamb 13-26-1, 124 yds 2 TD

RECEIVING — OHIO: White. **APP:** Simms McElfresh 5-42; Barrett Burns 3-32 1 TD; Malachi Jones 2-30; Bobo Beathard 1-10; Jaylan Barbour 1-10; Ike Lewis 1-0

INTERCEPTIONS — OHIO: Poling 1-20 1 TD. **APP:** Latrell Gibbs 1-11, Mondo Williams 1-0

APP DEFENSIVE STATS—Tackles: Devan Stringer 4-6-10; Eric Boggs 4-5-9; Latrell Gibbs 6-1-7; Kennan Gilchrist 4-3-7; D.J. Ward 3-2-5; Doug Middleton 2-3-5; Ronald Blair 3-1-4; Teh'Ron Fuller 3-0-3; Tae Hayes 2-1-3; Caleb Fuller 1-2-3; Nate Norwood 0-3-3; A.J. Howard 1-1-2; Alex Gray 1-0-1 Austin Exford 1-0-1; Osvaldo Sombo 0-1-1; Stephen Burns 0-1-1; Tyson Fernandez 0-1-1. **Forced Fumbles:** Ronald Blair; Teh'Ron Fuller. **Fumble Recoveries:** Ronald Blair. **Tackles for Loss:** Eric Boggs 1-0-5; Kennan Gilchrist 1-0-5; Ronald Blair 1-0-2; Tae Hayes 1-0-7; D.J. Ward 0-5-1; Osvaldo Sombo 0-5-0 **Sacks:** Eric Boggs, Kennan Gilchrist. **PBUs:** Latrell Gibbs 3; Doug Middleton 1; Tae Hayes; Stephen Burns 1; Jordan Ford 1.



DEC. 17, 2016 • CRAMTON BOWL • MONTGOMERY, ALA.

APPALACHIAN STATE TOLEDO

31
28

SCORING SUMMARY	1	2	3	4		F
MOUNTAINEERS	7	7	14	3	—	31
ROCKETS	7	7	14	0	—	28
ATTENDANCE: 20,500						



APPALACHIAN STATE 7 • TOLEDO 0 8:31 TO GO • FIRST QUARTER

Appalachian State forced a three-and-out to open the Camellia Bowl, then took its opening drive and marched 72 yards for a touchdown. Sun Belt Offensive Player of the Year Jalin Moore's 11-yard run on the first play got the Mountaineers going, and Zy Letman drew a pass interference penalty on third down to prolong a drive. App State scored when Deltron Hopkins took a forward flip from Taylor Lamb and raced 16 yards around right end.

APPALACHIAN STATE 14 • TOLEDO 7 6:03 TO GO • SECOND QUARTER

Toledo quickly answered Appalachian State's first touchdown, as junior quarterback Logan Woodside connected with Corey Jones for 58 yards on the first play of the next drive, setting up a 15-yard touchdown reception by tight end Michael Roberts.


Marcus Cox eclipsed 5,000 career rushing yards on a 20-yard carry to close out the first quarter, and his 52nd career touchdown came on a 13-yard sprint around left end to give App State a 14-7 lead with just over six minutes left to play until halftime.



APPALACHIAN STATE 21 • TOLEDO 14 8:04 TO GO • THIRD QUARTER

Toledo's Woodside found Cody Thompson for 25 yards on a corner route that set up a 26-yard touchdown run by Kareem Hunt to knot the score at 14-14 a few minutes before halftime.

App State, which ran twice as many plays as the Rockets in the opening half and outgained them 242-172, moved ahead 21-14 when Lamb capped a nine-play, 69-yard drive by racing into the end zone from 13 yards out on a fourth-and-1 play. It was part of a 126-yard rushing performance on nine carries from Lamb, who gave App State two 100-yard rushers.



APP STATE 28 • TOLEDO 21 2:16 TO GO • THIRD QUARTER

Toledo's Woodside hit Thompson for a 4-yard touchdown to tie the game at 21-21 late in the third quarter, but true freshman Darrynton Evans returned the ensuing kickoff 94 yards for a touchdown.

It was the first college touchdown for the 2016 graduate of New Smyrna Beach High School in Florida. He was App State's primary kickoff returner, but he also spent time at running back and wide receiver for the Mountaineers.



APPALACHIAN STATE 31 • TOLEDO 28 5:14 TO GO • FOURTH QUARTER

Woodside found Thompson again on the next drive for 58 yards to set up Hunt's 1-yard TD leap in the last minute of the third quarter, creating the fourth and final tie at 28-28.

App State's Michael Rubino connected on a 39-yard field goal with 5:14 remaining, and Toledo moved inside the App 10 with less than two minutes left. Senior linebacker John Law and Montgomery native Josh Thomas made a stop for no gain on a third-and-2 play from the 8 to force a field-goal attempt, and Jameson Vest pushed the 30-yarder wide right after Toledo took a delay-of-game penalty.

Cox was 2 yards shy of posting his fourth straight 1,000-yard season when he sealed the outcome with a 10-yard gain on the first play of the final series.



APPALACHIAN STATE 31 • TOLEDO 28 FINAL



SCORING SUMMARY

FIRST QUARTER

8:31	APP	Deltron Hopkins 16-yd pass from Taylor Lamb (Michael Rubino kick)
6:59	TOLEDO	Michael Roberts 15-yd pass from Logan Woodside (Jameson Vest kick)

SECOND QUARTER

6:03	APP	Marcus Cox 13-yd run (Michael Rubino kick)
2:45	TOLEDO	Kareem Hunt 26-yd run (Jameson Vest kick)

THIRD QUARTER

8:04	APP	Taylor Lamb 13-yd run (Michael Rubino kick)
2:30	TOLEDO	Cody Thompson 4-yd pass from Logan Woodside (Jameson Vest kick)
2:16	APP	Darrynton Evans 94-yd kickoff return (Michael Rubino kick)
0:43	TOLEDO	Kareem Hunt 1-yd run (Jameson Vest kick)

FOURTH QUARTER

5:14	APP	Michael Rubino 39-yd field goal
------	-----	---------------------------------

TEAM STATISTICS

	Toledo	Appalachian St.
First Downs	14	25
Rushes—Net Yards	28-127	49-297
Passing Yards	247	119
Passes (Comp-Att-Int)	18-26-0	14-33-0
Total Offense	374	416
Fumbles—Lost	0-0	0-0
Penalties—Yards	7-62	2-21
Punts—Avg	7-43	6-36.5
Punt Returns—Yards	1-25	0-0
Kickoff Returns—Yards	2-52	3-124
Interception Returns—Yards	0-0	0-0
Fumble Returns—Yards	0-0	0-0
Third-Down Efficiency	4 of 12	8 of 19
Fourth-Down Efficiency	0 of 0	1 of 2
Possession Time	24:16	35:44

INDIVIDUAL STATISTICS

RUSHING — TOLEDO: Hunt 22-120; Jones-Moore 3-8; Woodside 3-(-1). **APP:** Marcus Cox 22-143; Taylor Lamb 9-126; Jalin Moore 16-35; Ike Lewis 1-(-4); TEAM 1-(-3)

PASSING — TOLEDO: Woodside 18-26-0, 247 yds, 2 TD.

APP: Taylor Lamb 14-32-0, 119 yds, 1 TD

RECEIVING — TOLEDO: Jones 6-72; Thompson 5-99; Hunt 2-26; Johnson 2-22; Roberts 2-19; Swanson 1-9. **APP:** Ike Lewis 2-24; Deltron Hopkins 2-19; Barrett Burns 2-19; Shaedon Meadors 2-18; Marcus Cox 2-10; Dante Jones 2-9; Zy Letman 1-11; Jaquill Capel 1-9

APP DEFENSIVE STATS — Tackles: John Law 6-5-11; Kennan Gilchrist 4-5-9; Eric Boggs 2-4-6; Alex Gray 3-1-4; Clifton Duck 2-1-3; Josh Thomas 1-2-3; Nate Norwood 1-2-3; A.J. Howard 1-1-2; Caleb Fuller 1-1-2; Devan Stringer 1-1-2; Tee Sims 1-1-2; Mondo Williams 1-1-2; Dezmin Reed 1-0-1; Austin Exford 0-1-1; Myquon Stout 0-1-1; Darrynton Evans 1-0-1; Akeem Davis 0-1-1. **Tackles for Loss:** John Law 1.0-1; Caleb Fuller 1.0-2; Tee Sims 1.0-7; Dezmin Reed 1.0-1; Myquon Stout 1.0-1. **Sacks:** Tee Sims, Myquon Stout.

"It was a great college football game. When it comes down to the end like that, it takes the small things to win."

— App State head coach Scott Satterfield



DEC. 23, 2017 • LADD-PEEBLES STADIUM • MOBILE, ALA.

APPALACHIAN STATE TOLEDO

34 0

SCORING SUMMARY	1	2	3	4		F
MOUNTAINEERS	7	13	7	7	—	34
ROCKETS	0	0	0	0	—	0
ATTENDANCE: 28,706						



APPALACHIAN STATE 7 • TOLEDO 0 4:06 TO GO • FIRST QUARTER

With five minutes left in the opening quarter, Toledo began its second drive at its own 38, and App State linebacker Anthony Flory intercepted Logan Woodside's pass near midfield before returning the ball 19 yards to the Rockets' 36.

Jalin Moore covered all 36 yards with four rushes, using back-to-back gains of 15 and 10 to set up a 7-yard touchdown that started a one-sided rematch.

APPALACHIAN STATE 14 • TOLEDO 0 13:51 TO GO • SECOND QUARTER

App State forced a three-and-out after its initial touchdown and responded with an eight-play, 64-yard march.

True freshman Daetrich Harrington's 16-yard run moved the Mountaineers into Toledo territory, and senior quarterback Taylor Lamb's 23-yard connection with Ike Lewis set up a first down from the 13. Runs of 6 and 7 yards by Moore pushed App State into the end zone once again.



APPALACHIAN STATE 20 • TOLEDO 0 HALFTIME

Another three-and-out helped by a quarterback hurry from Flory allowed App State to start its next possession at its 38, and a 35-yard run by Harrington moved the ball from near midfield to Toledo's 20.

Chandler Staton converted a 29-yard field goal, and the Mountaineers quickly regained possession thanks to Kaiden Smith's forced fumble on a kickoff return.


Austin Exford recovered the ball at Toledo's 14, and Staton added a 23-yard field goal with 5:52 left in the half.



APP STATE 27 • TOLEDO 0 8:14 TO GO • THIRD QUARTER

Toledo, trailing by 20, threatened to get back into the game by driving to the App State 37 on the first series of the second half.

Desmond Franklin's interception of a deep throw near the end zone, followed by his 35-yard return, ended the Rockets' best scoring chance. Seven plays later, Moore raced into the end zone from 31 yards out to post his third touchdown and clinch the Dollar General Bowl MVP award.



APPALACHIAN STATE 34 • TOLEDO 0 14:54 TO GO • FOURTH QUARTER


After Moore's third touchdown, the Mountaineers' defense put up two more three-and-outs, with Caleb Fuller and Eric Boggs combining on a sack that cause the Rockets to punt from their own 13. Freshman receiver Malik Williams opened the final period by scoring on a 3-yard run in which he had the option to pass to Lamb, who was covered.

Capped by Clifton Duck's sixth pick of the year, App State's defense forced Woodside into the first three-interception game of his career while recording four sacks and limiting Toledo to 146 total yards — 364 below its season average.

The Mountaineers notched their second postseason shut-out in the modern era while joining Clemson and Alabama as the only FBS programs with a bowl shutout since 2010.



APPALACHIAN STATE 34 • TOLEDO 0 FINAL



SCORING SUMMARY

FIRST QUARTER

4:06 APP Jalin Moore 7-yd run (Chandler Staton kick)

SECOND QUARTER

13:51 APP Jalin Moore 7-yd run (Chandler Staton kick)

8:09 APP Chandler Staton 29-yd field goal
5:52 APP Chandler Staton 23-yd field goal

THIRD QUARTER

8:14 APP Jalin Moore 31-yd run (Chandler Staton kick)

FOURTH QUARTER

14:54 APP Malik Williams 3-yd run (Chandler Staton kick)

TEAM STATISTICS

	Appalachian St.	Toledo
First Downs	23	8
Rushes—Net Yards	53-327	21-22
Passing Yards	131	124
Passes (Comp-Att-Int)	8-17-0	16-29-3
Total Offense	458	146
Fumbles—Lost	1-0	2-1
Penalties—Yards	4-25	5-35
Punts—Avg	3-41.0	8-42.5
Punt Returns—Yards	1-(-1)	2-5
Kickoff Returns—Yards	1-23	3-24
Interception Returns—Yards	3-54	0-0
Fumble Returns—Yards	0-0	0-0
Third-Down Efficiency	3 of 13	2 of 12
Fourth-Down Efficiency	1 of 3	1 of 1
Possession Time	35:50	24:10

INDIVIDUAL STATISTICS

RUSHING — APP: Jalin Moore 22-125; Daetrich Harrington 9-72; Marcus Williams Jr. 9-68; Taylor Lamb 8-45; Ike Lewis 1-10; DeMarcus Harper 3-4; Malik Williams 1-3. **TOLEDO**: Swanson 11-44; Thompkins 2-11; Seymour 3-(-2); Woodside 5-(-31)

PASSING — APP: Taylor Lamb 8-16-0, 119 yds; Malik Williams 0-1-0, 0 yds. **TOLEDO**: Woodside 16-29-3, 124 yds

RECEIVING — APP: Ike Lewis 4-67; Thomas Hennigan 2-29; Daetrich Harrington 1-15; Jalen Virgil 1-13; Collin Reed 1-7. **TOLEDO**: Swanson 3-26; Seymour 3-14; Fisher 2-29; Johnson 2-21; Thompkins 2-13; Phillips 2-(-1); Johnson 1-14; McKinley-Lewis 1-8

APP DEFENSIVE STATS — **Tackles**: Anthony Flory 4-4-8, Tae Hayes 2-3-5, Eric Boggs 0-5-5, Devan Stringer 2-2-4, Noel Cook 2-2-4, Caleb Fuller 2-2-4, Desmond Franklin 1-3-4, Akeem Davis-Gaither 1-3-4, A.J. Howard 2-1-3, Myquon Stout 1-2-3, Austin Exford 1-2-3, Clifton Duck 1-1-2, Okon Godwin 1-0-1, Kaiden Smith 1-0-1, Brad Absher 0-1-1, Edward Davis 0-1-1, Markell Clark 0-1-1, Tim Frizzell 0-1-1. **Tackles for Loss**: Caleb Fuller 3.0-12, Okon Godwin 1.0-11, Devan Stringer 1.0-10, A.J. Howard 1.0-1, Eric Boggs 0.5-4, Markell Clark 0.5-1. **Sacks**: Caleb Fuller 1.5-9, Devan Stringer 1.0-10, Okon Godwin 1.0-11, Eric Boggs 0.5-4. **Interceptions**: Anthony Flory 1-19, Desmond Franklin 1-35, Clifton Duck 1-0. **Forced fumbles**: Kaiden Smith. **Fumble recoveries**: Austin Exford

"These guys have put in the work. I'm just glad that they've been able to reap the benefits, particularly our seniors."

— App State head coach Scott Satterfield

BOWL RECORDS

APP STATE INDIVIDUAL BOWL RECORDS

(2015 CAMELLIA, 2016 CAMELLIA, 2017 DOLLAR GENERAL)

Rushes	24	Marcus Cox, vs. Ohio (2015 Camellia Bowl)
Yards rushing	162	Marcus Cox, vs. Ohio (2015 Camellia Bowl)
TD rushes	3	Jalin Moore, vs. Toledo (2017 Dollar General Bowl)
Long rush	55	Jalin Moore, vs. Ohio (2015 Camellia Bowl)
Pass attempts	32	Taylor Lamb, vs. Toledo (2016 Camellia Bowl)
Pass completions	14	Taylor Lamb, vs. Toledo (2016 Camellia Bowl)
Yards passing	131	Taylor Lamb, vs. Toledo (2017 Dollar General Bowl)
Passing TDs	2	Taylor Lamb, vs. Ohio (2015 Camellia Bowl)
Receptions	5	Simms McElfresh, vs. Ohio (2015 Camellia Bowl)
Yards receiving	67	Ike Lewis, vs. Toledo (2017 Dollar General Bowl)
TD receptions	2	Barrett Burns, vs. Ohio (2015 Camellia Bowl)
Long reception	29	Thomas Hennigan, vs. Toledo (2017 Dollar General Bowl)
Field goals	2	Chandler Staton, vs. Toledo (2017 Dollar General Bowl)
Long field goal	39	Michael Rubino, vs. Toledo (2016 Camellia Bowl)
Punts	5	Bentlee Critcher, vs. Toledo (2016 Camellia Bowl)
Punting avg	41.6	Bentlee Critcher, vs. Toledo (2016 Camellia Bowl)
Long punt	49	Bentlee Critcher, vs. Toledo (2016 Camellia Bowl)
Punts inside 20	2	Bentlee Critcher, vs. Toledo (2016 Camellia Bowl)
Long kick return	94	Darrynton Evans, vs. Toledo (2016 Camellia Bowl)
Tackles	11	John Law, vs. Toledo (2016 Camellia Bowl)
Sacks	1.5	Caleb Fuller, vs. Toledo (2017 Dollar General Bowl)
Tackles for loss	3.0	Caleb Fuller, vs. Toledo (2017 Dollar General Bowl)
Interceptions	1	Five players with one apiece

APP STATE TEAM BOWL RECORDS

(2015 CAMELLIA, 2016 CAMELLIA, 2017 DOLLAR GENERAL)

Points	34	vs. Toledo (2017 Dollar General Bowl)
Rushes	53	vs. Toledo (2017 Dollar General Bowl)
Yards Rushing	327	vs. Toledo (2017 Dollar General Bowl)
TD Rushes	3	vs. Toledo (2017 Dollar General Bowl)
Total Offense	458	vs. Toledo (2017 Dollar General Bowl)
Sacks	4	vs. Toledo (2017 Dollar General Bowl)
Tackles For Loss	7	vs. Toledo (2017 Dollar General Bowl)
Interceptions	3	vs. Toledo (2017 Dollar General Bowl)
Fumble Recoveries	1	2015 (Camellia) and 2017 (Dollar General)
Biggest comeback	17	Trailed 24-7 entering 4th vs. Ohio (2015 Camellia)

OPPONENT INDIVIDUAL BOWL RECORDS

(2015 CAMELLIA, 2016 CAMELLIA, 2017 DOLLAR GENERAL)

Rushes	22	Kareem Hunt, Toledo (2016 Camellia Bowl)
Yards rushing	120	Kareem Hunt, Toledo (2016 Camellia Bowl)
TD rushes	2	Kareem Hunt, Toledo (2016 Camellia Bowl)
Long rush	26	Kareem Hunt, Toledo (2016 Camellia Bowl)
Pass attempts	29	Logan Woodside, Toledo (2017 Dollar General Bowl)
Pass completions	18	Logan Woodside, Toledo (2016 Camellia Bowl)
Yards passing	247	Logan Woodside, Toledo (2016 Camellia Bowl)
Passing TDs	2	Logan Woodside, Toledo (2016 Camellia Bowl)
Receptions	6	Corey Jones, Toledo (2016 Camellia Bowl)
Yards receiving	99	Cody Thompson, Toledo (2016 Camellia Bowl)
TD receptions	1	Cody Thompson/Michael Roberts, Toledo (2016 Camellia)
Long reception	58	Cody Thompson/Corey Jones, Toledo (2016 Camellia)
Field goals	2	Josiah Yazdani, Ohio (2015 Camellia Bowl)
Long field goal	36	Josiah Yazdani, Ohio (2015 Camellia Bowl)
Punts	8	Mitch Bonnstetter, Ohio (2015) & Bailey Flint, Toledo (2017)
Punting avg	43.0	Nick Ellis, Toledo (2016 Camellia Bowl)
Long punt	59	Nick Ellis, Toledo (2016 Camellia Bowl)
Punts inside 20	4	Mitch Bonnstetter, Ohio (2015 Camellia Bowl)
Long kick return	31	Corey Jones, Toledo (2016 Camellia Bowl)
Tackles	14	Toran Davis, Ohio (2015 Camellia Bowl)
Sacks	0.5	Six players
Tackles for loss	2.5	Jovon Johnson, Ohio (2015 Camellia Bowl)
Interceptions	1	Quentin Poling, Ohio (2015 Camellia Bowl)

OPPONENT TEAM BOWL RECORDS

(2015 CAMELLIA, 2016 CAMELLIA, 2017 DOLLAR GENERAL)

Points	29	Ohio (2015 Camellia Bowl)
Rushes	36	Ohio (2015 Camellia Bowl)
Yards Rushing	127	Toledo (2016 Camellia Bowl)
TD Rushes	2	Toledo (2016 Camellia Bowl)
Total Offense	374	Toledo (2016 Camellia Bowl)
Sacks	2	Ohio (2015 Camellia Bowl)
Tackles For Loss	8	Ohio (2015 Camellia Bowl)
Interceptions	1	Ohio (2015 Camellia Bowl)
Fumble Recoveries	2	Ohio (2015 Camellia Bowl)

CAREER HIGHS

BRAD ABSHER

Receptions 3 (Gardner-Webb - 18)
Receiving yards 17 (at Akron - 16)

MOCK ADAMS

Receptions 2 (Idaho - 16)
Receiving yards 24 (Idaho - 16)
TD receptions 1 (Texas State - 16)

NOEL COOK

Tackles 13 (Louisiana - 18)
Tackles for loss 2.0 (Louisiana & Charlotte - 18)

PEYTON DERRICK

Pass completions 7 (Gardner-Webb - 18)
Pass attempts 12 (at Georgia Southern - 18)
Passing yards 73 (at Georgia Southern - 18)
Long pass 50 (at Georgia Southern - 18)
Passing TDs 1 (Two times - 18)
Rushing yards 21 (at Georgia Southern - 18)

AKEEM DAVIS-GAITHER

Tackles 15 (Louisiana - 18)
Tackles for loss 2.0 (Three times, twice in 2018)
Sacks 1.0 (Louisiana - 18, at NM State - 16)

ELIJAH DIARRASSOUBA

Tackles 3 (Louisiana - 18)
Tackles for loss 0.5 (Three times - 18)
Sacks 1.0 (Troy - 18)

LOGAN DOUBLIN

Tackles 8 (at Georgia Southern - 18)

CLIFTON DUCK

Tackles 13 (at Akron - 16)
Sacks 1.0 (NM State - 17)
Interceptions 3 (NM State - 17)

AUSTIN EXFORD

Tackles 8 (at Georgia Southern - 18)
Sacks 1.0 (Georgia Southern - 17)
Interceptions 1 (at Arkansas State - 18)

DARRYNTON EVANS

Rushes 27 (at Coastal Carolina - 18)
Rushing yards 183 (Louisiana - 18)
Rushing TDs 2 (at Texas State - 18)
Long rush 79 (at Texas State - 18)
Receptions 2 (Four times)
Receiving yards 28 (at Texas State - 18)
Receiving TDs 1 (Louisiana - 18)

JORDAN FEHR

Tackles 15 (at Arkansas State - 18)
Tackles for loss 3.5 (at Coastal Carolina - 18)
Sacks 3.0 (at Coastal Carolina - 18)
Interceptions 1 (at Georgia - 17)

DESMOND FRANKLIN

Tackles 9 (at ULM - 17)
Interceptions 2 (Georgia State - 18)

ANTHONY FLORY

Tackles 11 (NM State - 17, UL/SBC - 18)
Tackles for loss 2.0 (NM State - 17)
Sacks 1.0 (Texas State - 17)

OKON GODWIN

Tackles 5 (at Georgia - 17)
Tackles for loss 1.5 (Louisiana - 17)
Sacks 1.0 (Three times)

DAETRICH HARRINGTON

Rushes 17 (Louisiana - 17)
Rushing yards 118 (Louisiana - 17)
Rushing TDs 1 (Two times - 17)
Long rush 35 (Two times - 17)

TAE HAYES

Tackles 9 (UL/SBC - 18)
Sacks 1.0 (Coastal - 17)
Interceptions 3 (NM State - 17)

DOMINIQUE HEATH (KANSAS STATE 2015-17)

Receptions 9 (Iowa State - 16)
Receiving yards 111 (Gardner-Webb - 18)
TD receptions 2 (Gardner-Webb - 18)
Long reception 64 (Gardner-Webb - 18)

THOMAS HENNIGAN

Receptions 6 (at Texas State - 17, NM State - 17)
Receiving yards 99 (Louisiana - 17)
TD receptions 4 (Louisiana - 17)
Long reception 51 (Georgia Southern - 17)
Interceptions 1 (Troy - 18)

D'ANDRE HICKS

Rushes 11 (Gardner-Webb - 18)
Rushing yards 150 (Gardner-Webb - 18)
Rushing TDs 1 (Gardner-Webb - 18)
Long rush 73 (Gardner-Webb - 18)

CLAYTON HOWELL

Punts 8 (at Arkansas State - 18)
Long punt 62 (at Arkansas State - 18)
Inside the 20 2 (at Penn State - 18, UL/SBC - 18)

JACOB HUESMAN

Pass completions 9 (at Coastal Carolina - 18)
Pass attempts 19 (at Coastal Carolina - 18)
Passing yards 127 (at Coastal Carolina - 18)
Long pass 33 (at Coastal Carolina - 18)
Passing TDs 1 (Two times - 18)

D'MARCO JACKSON

Tackles 5 (South Alabama - 18)
Tackles for loss 0.5 (Two times - 18)

JALIN MOORE

Rushes 39 (at Akron - 16)
Rushing yards 257 (at Akron - 16)
Rushing TDs 3 (Toledo - 17)
Long rush 81 (Gardner-Webb - 18)
Receptions 5 (at Penn State - 18)
Receiving yards 84 (at ULM - 17)
Long reception 75 (at ULM - 17)

HENRY PEARSON

Receptions 3 (at Charlotte - 18, Georgia State - 18)
Receiving yards 50 (at Charlotte - 18)
TD receptions 1 (Georgia State - 18)
Longest reception 26 (Louisiana - 18)

CAMERUN PEOPLES

Rushes 9 (Gardner-Webb - 18)
Rushing yards 53 (Gardner-Webb - 18)
Rushing TDs 1 (Texas State - 18)

COLLIN REED

Receptions 4 (at ULL - 16)
Receiving yards 106 (Savannah State - 17)
TD receptions 2 (Savannah State - 17)
Long reception 68 (Savannah State - 17)

E.J. SCOTT

Tackles 3 (South Alabama - 18)
Tackles for loss 0.5 (South Alabama - 18)

KAIDEN SMITH

Tackles 3 (Louisiana - 17)
Tackles for loss 1.0 (Gardner-Webb - 18)
Interceptions 1 (Gardner-Webb - 18)

CALEB SPURLIN

Tackles 4 (at Arkansas State - 18)
Tackles for loss 1.5 (Savannah State - 17)
Sacks 1.0 (Louisiana - 18, Savannah State - 17)

CHANDLER STATON

Field Goals 3 (UL/SBC - 18)
Long 53 (Georgia Southern - 17)
PATs 6/6 (at ULM - 17)

MYQUON STOUT

Tackles 6 (at Georgia - 17, Louisiana - 17)
Tackles for loss 1.5 (at Troy - 16)
Sacks 1.0 (Toledo - 16, at Idaho - 17)

COREY SUTTON (KANSAS STATE 2016)

Receptions 6 (at Penn State - 18)
Receiving yards 155 (at Charlotte - 18)
TD receptions 2 (at Charlotte - 18, Troy - 18)
Long reception 90 (at Charlotte - 18)

JOSH THOMAS

Tackles 7 (at Texas State - 17)
Interceptions 1 (Three times)

ZAC THOMAS

Pass completions 25 (at PSU - 18, at Texas St. - 18)
Pass attempts 38 (at Penn State - 18)
Passing yards 295 (at Charlotte - 18)
Passing TDs 3 (at Charlotte - 18, Georgia St. - 18)
Long pass 90 (at Charlotte - 18)
Rushes 15 (at Penn State - 18)
Rushing yards 77 (South Alabama - 18)
Rushing TDs 2 (South Alabama - 18, UL/SBC - 18)
Long rush 62 (at Arkansas State - 18)

JALEN VIRGIL

Receptions 5 (Coastal - 17, at Texas State - 18)
Receiving yards 186 (Coastal - 17)
TD receptions 2 (Coastal - 17)
Long reception 83 (Coastal - 17)

MALIK WILLIAMS

Receptions 4 (at Penn St. - 18, at Texas St. - 17)
Receiving yards 68 (at Texas State - 17)
TD receptions 2 (at Penn State - 18)
Long reception 38 (at Charlotte - 18)

MARCUS WILLIAMS JR.

Rushes 28 (Georgia Southern - 17)
Rushing yards 130 (Georgia Southern - 17)
Rushing TDs 2 (Coastal - 17)
Long rush 34 (Coastal - 17)
Receptions 1 (Three times)
Receiving yards 34 (UL/SBC - 18)
Receiving TDs 1 (South Alabama - 18)
Long reception 34 (UL/SBC - 18)

CHRIS WILLIS

Tackles 4 (at Texas State - 18)
Tackles for loss 1.0 (Multiple times)
Sacks 1.0 (Three times)

LAST TIME IT HAPPENED

TEAM STATS

TEAM STATS	APPALACHIAN STATE	OPPONENT
Scored 40-49 Points	11/17/18, Georgia State (45)	9/1/18, Penn State (45)
Scored 50-59 Points	9/29/18, South Alabama (52)	11/4/17, ULM (52)
Scored 60-69 Points	12/2/17, Louisiana (63)	9/3/11, Virginia Tech (66)
Scored 70-79 Points	9/22/18, Gardner-Webb (72)	10/7/78, Chattanooga (72)
Recorded a Safety	11/3/18, Coastal Carolina	12/19/15, Ohio
Recorded a Shutout	12/23/17, Toledo (34-0)	11/5/05, LSU (24-0)
Rushed for 400+ Yards	9/22/18, Gardner-Webb (432)	9/25/14, Georgia Southern (408)
Rushed for 300-399 Yards	9/29/18, South Alabama (348)	11/5/15, Arkansas State (309)
Rushed for Less Than 50 Yards	12/3/11, Maine (3)	9/22/18, Gardner-Webb (34)
Passed for 400+ Yards	10/21/17, Coastal Carolina (472)	11/9/13, Georgia (441)
Passed for 300-399 Yards	11/4/17, ULM (339)	11/4/17, ULM (356)
Passed for Less Than 50 Yards	12/4/10, Western Illinois (47)	9/9/17, Savannah State (37)
Gained Over 500 Yards Total Offense	11/17/18, Georgia State (524)	11/4/17, ULM (569)
Gained Less Than 100 Yards Total Offense	9/7/91, Clemson (84)	11/1/14, Georgia State (62)
Recorded 25 or More First Downs	11/17/18, Georgia State (25)	11/4/17, ULM (28)
Was Penalized 100 Yards	11/24/18 (13-for-104), Troy	9/9/17, (9-for-104) Savannah State
Committed No Penalties	11/17/18, Georgia State	TBD
Defense Intercepted Three Passes	10/9/18, Arkansas State (3)	10/25/18, Georgia Southern (4)
Overcame Halftime Deficit to Win	10/21/17, Coastal Carolina (Trailed 19-17 before winning 37-29)	9/1/16, Tennessee (App led 13-3 at half, Tenn. won 20-13 in OT)
Trailed After Three Quarters, Rallied to Win	10/14/17, Idaho (Trailed 20-7 before winning 23-20)	11/4/17, ULM (Appalachian led 38-35 before losing 52-45)
Won Game on Final Offensive Play	12/19/15, Ohio (Zach Matics 23 yd. field goal as time expired)	10/28/17, UMass (Logan Laurent 36-yd field goal in OT)
Won Game on Final Defensive Play	10/12/02, Furman (Josh Jeffries PAT Interception, Derrick Black 96-Yd Return)	Never Accomplished

INDIVIDUAL STATS

INDIVIDUAL STATS	APPALACHIAN STATE	OPPONENT
75+ Yard Run	11/10/18, Darrynton Evans at Texas State (79)	10/28/17, Marquis Young, UMass (95)
100-199 Yards Rushing, Game	12/1/18, Darrynton Evans vs. Louisiana, Sun Belt Champ. (111)	12/1/18, Trey Ragas, Louisiana, SBC Champ. (101)
Two Players 100+ Rush Yards	1/3/18, Darrynton Evans (159), Marcus Williams (103), CCU	Never Accomplished
200+ Yards Rushing, Game	11/25/17, Jalin Moore at Georgia State (239)	10/3/15, Brian Hill, Wyoming (208)
Three Rushing TDs, Game	12/23/17, Jalin Moore vs. Toledo (3)	11/3/12, William Banks, Georgia Southern (3)
Four Rushing TDs, Game	10/30/09, Armanti Edwards at Furman (4)	10/2/04, Terrell Harris, Texas State (4)
80+ Yard Pass Completion	9/8/18, Zac Thomas to Corey Sutton, at Charlotte (90)	9/8/12, Trent McKinney to Dan Moore, Montana (87)
300+ Yards Passing, Game	11/4/17, Taylor Lamb at ULM (339)	11/4/17, Caleb Evans, at ULM (356)
20 Pass Completions, Game	11/17/18, Zac Thomas vs. Georgia State (20)	9/1/18, Trace McSorley, at Penn State (21)
Four TD Passes, Game	12/2/17, Taylor Lamb vs. Louisiana (4)	12/1/12, Matt Brown, Illinois State (5)
300+ Yards Total Offense, Game	11/17/18, Zac Thomas vs. Georgia State (309, 282 passing)	11/4/17, Caleb Evans, at ULM (403, 356 passing)
Scored Five TDs, Game	10/4/86, John Settle vs. Davidson (5)	10/13/84, Robert Surratt, Marshall (5)
10 Receptions, Game	10/26/13, Andrew Peacock vs. Georgia Southern (10)	12/1/12, Tyrone Walker, Illinois State (10)
100-149 Receiving Yards, Game	11/17/18, Corey Sutton vs. Georgia State (101)	11/4/17, R.J. Turner, at ULM (134)
150+ Receiving Yards, Game	9/8/18, Corey Sutton at Charlotte (155)	10/11/14, Dante Shells, Liberty (164)
Three Receiving TDs, Game	12/2/17, Thomas Hennigan vs. Louisiana (4)	8/30/14, Devin Funchess, Michigan (3)
Three Sacks, Game	11/3/18, Jordan Fehr at Coastal Carolina (3.0)	9/10/16, Anthony Wilson, Old Dominion (3.0)
50+ Yard Field Goal	11/9/17, Chandler Staton vs. Ga. Southern (53)	11/17/18, Brandon Wright, Georgia State (52)
Made Three Field Goals, Game	12/1/18, Chandler Staton vs. Louisiana, Sun Belt Champ. (3)	12/1/18, Kyle Pfau, Louisiana, Sun Belt Champ. (4)
70+ Yard Punt	10/17/09, Sam Martin at Wofford (74)	11/24/18, Tyler Sumpter, Troy (75, 70)
Returned Kickoff for TD	9/1/18, Darrynton Evans vs. Penn State (100)	11/4/17, Marcus Green, at ULM (95)
Returned Punt for TD	9/22/18, Clifton Duck vs. Gardner-Webb (62)	11/15/14, Blaise Taylor, Arkansas State (38)
Returned Blocked Punt for TD	9/22/18, Steven Jones vs. Gardner-Webb (0)	8/30/14, Ben Gedeon, Michigan (32)
Blocked a Punt	11/3/18, Caleb Spurlin at Coastal Carolina	11/5/16, Texas State
Returned Interception for TD	11/17/18, Desmond Franklin vs. Georgia State (26)	11/3/18, Derambez Drinkard, CCU (60)
Returned Fumble for TD	9/8/18, Austin Exford at Charlotte (0)	9/9/17, Stephen Dorsey, Savannah State (45)
Blocked a Field Goal	11/3/18, Tae Hayes at Coastal Carolina	9/23/17, Scotty Washington vs. Wake Forest
Returned Blocked FG for TD	10/28/06, Corey Lynch vs. Furman (79)	Never Accomplished
PAT Returned for Two Points	11/13/10, Troy Sanders vs. Wofford	11/25/00, Chris Archie, Troy State