

APPSTATESPORTS.COM

@APPSTATESPORTS
@APPSTATE_FB

@APPSTATESPORTS
@APPSTATEFOOTBALL

@APPSTATESPORTS
@APPSTATE_FB

#APPSTATE
#MAKEANIMPACT

#10STRONG
#RQ2K18

2016, 2017 SUN BELT CONFERENCE CHAMPIONS | 2016 CAMELLIA BOWL CHAMPS | 2017 DOLLAR GENERAL BOWL CHAMPS
2005, 2006, 2007 FCS NATIONAL CHAMPIONS | 12-TIME SOUTHERN CONFERENCE CHAMPS (1986-2012) | 6-TIME NORTH STATE CHAMPS (1931-56)



ESPN2

Chris Cotter, Play-by-Play
Rocky Boiman, Analyst



APP STATE IMG NETWORK

Adam Witten, Play-by-Play
Pierre Banks, Analyst
Molly Cotten, Sideline

Today's affiliates: 97.3 FM (North Wilkesboro) - FLAGSHIP,
96.5 FM/1450 AM (Boone), 1270 AM (Gastonia/Charlotte),
1150 AM (Rock Hill, SC/Charlotte), 101.5 FM/600 AM
(Greensboro/Winston-Salem/High Point), 107.7 FM/1450
AM (Hendersonville), 1350 AM (Asheville), 96.5 FM/99.3 FM
(Raleigh-Durham)

Listen online at appstatesports.com and via the TuneIn app.



Appalachian State
MOUNTAINEERS
(3-1, 1-0 SBC)

Head Coach

Scott Satterfield

Career: 44-23/6th year

At App State: Same

GAME 5

Date: Tuesday, Oct. 9

Time: 8 p.m. ET (7 p.m. CT)

Network: ESPN2

Location: Jonesboro, Ark.

Venue: Centennial Bank Stadium (Turf)

Last Game:

App State: W, 52-7, vs. South Alabama

A-State: L, 28-21, at Georgia Southern

National Rankings:

App State: Receiving votes in Coaches
Poll (38 voting points) and AP Poll (11)

Series: Tied 1-1

Last Game: A-State, W, 40-27 (2015)

Last at A-State: App St., W, 37-32 (2014)



Arkansas State
RED WOLVES
(3-2, 0-1 SBC)

Head Coach

Blake Anderson

Career: 34-22/5th year

At A-State: Same

APP STATE COACHING STAFF

On the sideline:

Scott Satterfield, head coach
Bryan Brown, DC/cornerbacks
Shawn Clark, co-OC/O-line
Stu Holt, RBs/special teams
Mark Ivey, assistant HC/D-line
Dale Jones, co-DC/ILBs
Justin Watts, wide receivers
Dalton Brown, grad assistant

In the booth:

Nic Cardwell, tight ends
Greg Gasparato, safeties
Frank Ponce, co-OC/QBs
DJ. Smith, outside linebackers
Phillip Hicks, grad assistant

APP STATE STATISTICAL LEADERS



PASSING

Zac Thomas | #12 | So. | Trussville, Ala.
2018: 58-for-85 passing, 896 yards, 8 TDs, 3 INTs



RUSHING

Jalin Moore | #25 | Sr. | Shelby, N.C.
2018: 56 attempts, 368 yards, 5 TDs, 6.6 yards per rush



RECEIVING

Corey Sutton | #2 | So. | Cornelius, N.C.
2018: 15 catches, 327 yards, 3 TDs



DEFENSE

Akeem Davis-Gaither | #24 | Jr. | Thomasville, N.C.
2018: 25 tackles, 2 PBUs, 1 QB hurry

APP STATE STORYLINES

- After opening league play vs. South Alabama, East Division favorite App State will face West Division favorite Arkansas State for the first time since 2015. A-State won that game in Boone, and visiting App State won 37-32 in 2014 by scoring 31 straight points after falling behind 20-6.
- This will be App State's first Tuesday game since a 7-0 loss to Catawba on Oct. 27, 1942. It will also be the first FBS conference showdown between two preseason division favorites in 2018.
- App State is unofficially No. 29 in the Coaches Poll (program-best 38 voting points) and No. 31 in the AP Top 25 (11 points, or eight fewer than the 2007 team got at 2-0 with a Michigan win).
- Of the 10 primary offensive/defensive team stat categories, App State leads in the Sun Belt in six, is second in three others and is third in the other. App State is first in scoring offense (51.8, No. 2 FBS), scoring defense (17.0, No. 15 FBS), total offense (523.5, No. 12 FBS), total defense (276.3, No. 6 FBS), rush defense (104.3, No. 12 FBS) and pass efficiency defense (99.5, No. 8 FBS).
- Alabama is the only other FBS team scoring 50-plus points and allowing less than 20. App State leads the nation in per-game total offense margin (+247.3) and is No. 2 in scoring margin (+34.8).
- App State looks to improve to 40-10 in its last 50 games. In the last 50 games, only Alabama, Clemson, Ohio State, Oklahoma and Wisconsin have at least 40 wins. The Mountaineers are 28-3 vs. Sun Belt foes in that stretch, and **Scott Satterfield** is 37-6 overall vs. all G5 conference foes.
- An FBS-best four special teams TDs are via returns of three punts (one block) and one kickoff.

	at #9/10 Penn State University Park, Pa.	Saturday, Sept. 1 L, 45-38 (OT) BTN
	at Charlotte Charlotte, N.C.	Saturday, Sept. 8 W, 45-9 ESPN+
	SOUTHERN MISS BOONE, N.C.	Saturday, Sept. 15 Canceled
	GARDNER-WEBB BOONE, N.C.	Saturday, Sept. 22 W, 72-7 ESPN+
	SOUTH ALABAMA* BOONE, N.C.	Saturday, Sept. 29 W, 52-7 ESPN+
	at Arkansas State* Jonesboro, Ark.	Tuesday, Oct. 9 8 p.m. ESPN2
	LOUISIANA* BOONE, N.C.	Saturday, Oct. 20 3:30 p.m. ESPN+
	at Georgia Southern* Statesboro, Ga.	Thursday, Oct. 25 7:30 p.m. ESPNU
	at Coastal Carolina* Conway, S.C.	Saturday, Nov. 3 TBA ESPN+
	at Texas State* San Marcos, Texas	Saturday, Nov. 10 4 p.m. ESPN3
	GEORGIA STATE* BOONE, N.C.	Saturday, Nov. 17 2:30 p.m. ESPN+
	TROY* BOONE, N.C.	Saturday, Nov. 24 2:30 p.m. ESPN+

APP STATE STRATEGIC COMMUNICATIONS

Joey Jones
Associate Athletics Director
Primary Football Contact
Email: jonesj7@appstate.edu
Cell phone: 828-964-7183



Bret Strelow
Communications Director
Secondary Football Contact
Email: strelowb@appstate.edu
Cell phone: 828-963-3069

Chase Colliton

Email: collitoncj@appstate.edu

Andrew Korba

Email: korbaam@appstate.edu

Katie Mathewson

Email: mathewsonkm@appstate.edu

Tyler Hotz, Taylor Story, Noah Gerringer
Student Interns

Mailing Address

App State Strategic Communications
PO Box 32116
Boone, NC 28608

Overnight Address

App State Strategic Communications
Appalachian Athletics Center
425 Jack Branch Drive
Boone, NC 28608

APP STATE MEDIA SCHEDULE - ARKANSAS STATE WEEK

WEDNESDAY	THURSDAY	FRIDAY	SATURDAY	SUNDAY	MONDAY
• Practice open to media (Offensive players/coaches and Satterfield available)	• No practice (No interviews)	• Practice open to media (Defensive players/coaches and Satterfield available)	• Practice closed (No interviews)	• Practice closed (No interviews)	• Scott Satterfield appearance on Sun Belt weekly coaches call at 11:30 a.m. ET

WHEN REFERENCING APPALACHIAN STATE,**PLEASE USE:**

- Appalachian State University
- Appalachian State
- Appalachian
- App State
- Mountaineers
- Apps
- Pronunciation: app-uh-LATCH-in

PLEASE DO NOT USE:

- ASU
- Appy State
- Appy

APPALACHIAN STATE OFFICIAL MARKS

Primary (Block A)



Secondary (Victory Yosef)

**MEDIA POLICIES/INFORMATION**

During a standard week with a Saturday game, the Tuesday and Wednesday practices will be open to media members. Those practices often run from 4 p.m. until 6 p.m. each day, but times and availability are subject to change.

Media members will be able to interview head coach Scott Satterfield as well as select App State student-athletes and assistant coaches after those practices. Practices not designated as "open to media" will be closed. All practices are closed to the public.

Based on the number of interview requests and in order to make the process as effective and efficient as possible for all parties involved, defensive assistants and student-athletes who play defense will be available along with Satterfield on Tuesday. On Wednesday, offensive assistants and student-athletes who play offense will be available along with Satterfield. The availability of specialists will be determined by specific requests.

Media members are asked to communicate their plans for attendance and submit interview requests to Joey Jones or Bret Strelow before each open practice begins in order to assist App State Athletics in meeting everyone's needs.

Media attending practice are forbidden from reporting (e.g. tweeting, blogging, etc.) on

anything until after the post-practice interviews have been conducted. This includes media who leave practice early.

Videographers, photographers and reporters taking videos with their smart phones must shoot individual drills only and use tight shots with no formations revealed.

POSTGAME INTERVIEWS

For home games, Satterfield will hold his postgame press conference in the Mountaineer Room in the second floor auditorium of the Ricks Athletics Center. Afterward, a press conference with two offensive players and a press conference with two defensive players will be held at the same location.

Those players will be chosen based on press box feedback from media members during the game.

Visiting team media availability will take place outside the visiting locker room, next to the team's Owens Field House entrance.

WEEKLY SUN BELT TELECONFERENCE

Appalachian State head coach Scott Satterfield will be available on the weekly Sun Belt Teleconference every Monday morning from Aug. 27-Nov. 19, from 11:30 a.m. to 11:37 a.m.

Below is the order of participants:

11:30 a.m. – Scott Satterfield, App State
11:37 a.m. – Joe Moglia, Coastal Carolina
11:44 a.m. – Steve Campbell, So. Alabama
11:51 a.m. – Everett Withers, Texas State
11:58 a.m. – Chad Lunsford, Ga. Southern
12:05 p.m. – Blake Anderson, Arkansas State
12:12 p.m. – Matt Viator, ULM
12:19 p.m. – Billy Napier, Louisiana
12:26 p.m. – Neal Brown, Troy
12:33 p.m. – Shawn Elliott, Georgia State

• To participate in the Sun Belt calls, contact Joey Jones or Bret Strelow for the call-in number/passcode.

APP STATE ON ESPN+

ESPN's new streaming platform, ESPN+, will be home to various App State Athletics broadcasts this year.

The remaining games currently slated for ESPN+ are Oct. 20 (Louisiana), Nov. 3 (Coastal Carolina), Nov. 17 (Georgia State) and Nov. 24 (Troy).

Fans can sign up for a seven-day free trial, then pay \$4.99 a month for a service that's available on iOS, Android, Apple TV, Roku, Fire TV and other supported devices.

ESPN+ is also available on ESPN.com.

APP STATE/A-STATE SERIES

Year	Date	Site	Result
2014	Nov. 15	Away	W, 37-32
2015	Nov. 5	Home	L, 40-27

APP STATE IN ELITE COMPANY**Best FBS Records — Last 50 Games**

1. Alabama	47-3
2. Clemson	46-4
3. Ohio State	45-5
T4. Oklahoma	41-9
T4. Wisconsin	41-9
T6. Appalachian State	39-11*
T6. Georgia	39-11

* A victory would shift App State to 40-10

APP STATE IN THE NCAA RANKS

Team Category	#	FBS	SB
Special teams TDs	4	1	1
Blocked kicks/punts	3	T2	1
Kickoff return average	37.6	1	1
Points per game	51.8	2	1
Yards allowed per game	276.3	6	1
Pass efficiency defense	99.5	8	1
TFLs allowed average	4.0	10	1
Yards gained per game	523.5	12	1
First downs defense	66	2	1
Points allowed per game	17.0	15	1
Rush yards allowed avg.	104.3	12	1
Rush yards per game	269.5	9	2
Pass yards allowed avg.	172.0	14	2
Sacks allowed average	1.25	30	2
Red zone defense	75.0	31	2
3rd-down conv. pct	45.2	28	2
Passing yards per game	254.0	48	2
Passing efficiency	181.5	8	3
Punt return average	17.33	17	3
Completion percentage	70.3	10	3

Individual Category	#	FBS	SB
Zac Thomas			
Completion percentage	68.2	18	3
Yards per pass attempt	10.54	4	1
Passing efficiency	180.8	9	1
Yards per completion	15.45	10	1
Points per game	19.5	9	1

Clifton Duck			
Punt return average	21.3	2	1

Steven Jones			
Blocked kicks	2	T1	1

Jalin Moore			
Rushing yds per game	92.0	35	2
Yards per carry	6.57	19	2

Corey Sutton			
Receiving yds per game	81.8	43	2
Yards per catch	21.8	13	1
30-plus-yard catches	5	T12	1

Desmond Franklin			
Interceptions per game	0.5	17	1

Clayton Howell			
Net punting average	41.1	21	3

Michael Rubino			
KO touchback percentage	75.8	17	1

APP STATE STORYLINES (CONTINUED FROM PAGE 1)

• With 12 seniors on a roster that's 75.2 percent underclassmen (the nation's third-highest percentage after Illinois' 76.5 and Coastal Carolina's 76.0), App State is using the #10Strong mantra. This spring, **Scott Satterfield** and assistant A.D. of athletic performance **Mike Sirignano** formed a panel with one upperclassman from all 10 assigned position groups and had weekly discussions about Jon Gordon's "The Energy Bus: 10 Rules to Fuel Your Life, Work, and Team with Positive Energy."

• App State is the only program with a bowl win in each of its first three years after the complete FBS transition. It beat Ohio 31-29 in the 2015 Camellia Bowl, Toledo 31-28 in the 2016 Camellia Bowl and Toledo again 34-0 in the 2017 Dollar General Bowl.

• App State, Clemson and Oklahoma are the only teams with back-to-back league titles in 2016 and 2017.

OFFENSE

• App State has scored at least 45 points in three straight games for the first time in program history.

• **Zac Thomas** is No. 4 nationally in QBR (89.5 via CFB Focus), No. 4 in yards per pass attempt (10.54), No. 9 in passing efficiency (180.8), No. 9 in point responsibility per game (19.5), No. 11 in rushing TDs by a QB (five), No. 10 in yards per completion (15.45) and No. 18 in completion percentage (68.2).

• App State ranks No. 5 nationally with 6.5 yards per rushing attempt, as it entered its idle Saturday at No. 2 behind only Memphis' 7.3. All four of the primary RBs average at least 6.6 yards, and **Jalin Moore** (6.6) is 19th nationally. He has 242 yards on 27 runs in his last four quarters — he had 119 yards in one quarter vs. Gardner-Webb and 123 yards in three quarters vs. South Alabama.

• App State is second nationally at seven straight games (after UCF's 18) with at least 30 points. Of the 21 first-half possessions in the last three wins (not counting two abbreviated, half-ending ones), the Mountaineers have 16 touchdowns, two field goals, two punts and one turnover on downs.

• With strong lines, App State, Houston and UCF are the only FBS teams averaging at least 250.0 rushing yards while also allowing less than 1.5 sacks with at least 25.0 pass attempts per game. Tied for 14th nationally at 1.25 sacks allowed per game, **Shawn Clark's** offensive line has ranked in the top 25 in both sacks allowed and rushing yards per game in each of the previous four seasons.

• App State is the only FBS team with a passing play and rushing play of at least 80 yards. **Corey Sutton** scored on a 90-yard reception at Charlotte, and **Jalin Moore** had an 81-yard touchdown run against Gardner-Webb. Sutton is tied for 12th nationally by averaging 21.8 yards per reception.

DEFENSE

• App State has given up single-digit points in three straight games for the first time since 1998.

• App State entered weekend play tied for No. 2 nationally with 22 players who have contributed in the tackles for loss stat, behind just Utah State's 23. The team leaders with 3.5 are outside linebackers **Akeem Davis-Gaither** and **Noel Cook**, who has had a hand in a sack in three straight games.

• With its "Legion of Boone" secondary, App State is tied for third nationally with 60 INTs since the 2015 season began. Still coached by new defensive coordinator **Bryan Brown**, the corners had an FBS-high 30 picks from 2015-17, and junior **Clifton Duck** is tied for first with 11 INTs since the start of 2016.

SPECIAL TEAMS

• Directed by assistant **Stu Holt**, the special teams have scored via **Darrynton Evans'** 100-yard kickoff return at Penn State, **Thomas Hennigan's** 59-yard punt return at Charlotte, **Steven Jones'** end-zone recovery of his own blocked punt vs. Gardner-Webb and **Clifton Duck's** 62-yard punt return vs. Gardner-Webb. App State is the only FBS program with a touchdown via a kickoff return, a punt return and the return/recovery of a blocked punt.

• **Clifton Duck** ranks No. 2 nationally by averaging 21.3 yards per punt return, App State is No. 2 with 52.0 punt return yards per game (behind Western Michigan's 52.5) and the Mountaineers are tied for No. 1 with Texas A&M by forcing 7.8 punts a game. Their opponents' net punting average is 29.0.

APPS IN THE NFL

Thirteen App State alums participated in NFL training camps this offseason. That group includes offensive lineman Colby Gossett, a sixth-round pick of the Minnesota Viking. Additionally, the head coach of the Arizona Cardinals is App State alum Steve Wilks.

- RONALD BLAIR | DL | San Francisco 49ers*
- TRAVARIS CADET | RB | Buffalo Bills
- PARKER COLLINS | OL | Pittsburgh Steelers
- KENNAN GILCHRIST | LB | Houston Texans
- COLBY GOSSETT | OL | Minnesota Vikings^
- A.J. HOWARD | DB | Arizona Cardinals
- MALACHI JONES | WR | Chicago Bears
- DANIEL KILGORE | OL | Miami Dolphins*
- KENDALL LAMM | OL | Houston Texans*
- SAM MARTIN | P/KO | Detroit Lions*
- DOUG MIDDLETON | DB | New York Jets*
- BEAU NUNN | OL | Detroit Lions
- BRIAN QUICK | WR | Washington Redskins*

* Active Player ^ Practice Squad

APP STATE AT A GLANCE

- Boone, N.C., ranked No. 15 overall (and No. 1 among Group of Five Conference program towns/cities) on the Top 100 College Football Towns of America Countdown
- App State placed No. 3 among southern universities in the Top Public Regional Universities category via the 2018 U.S. News & World Report Best Colleges Rankings
- App State has placed among the top 15 public and private southern universities since the U.S. News & World Report Best Colleges Rankings were first published in 1986
- Appalachian State ranked No. 29 in Kiplinger's list of Best Values in Public Colleges
- App State's notable alums include country music stars Luke Combs and Eric Church, as well as author Stephen Dubner

APP STATE ATHLETICS IN 2017-18

- Conference championships in football, wrestling and men's cross country
- 62 all-conference selections
- 3.12 cumulative GPA (school record) for student-athletes after the 2017-18 year
- 3.0 GPA for 12 straight semesters
- 13 teams achieved a team GPA above 3.0 for both the fall and spring semesters
- 84 student-athletes graduated during the 2017-18 year, including five student-athletes who graduated with master's degrees
- 297 student-athletes and athletics support students were named to the university's honor roll in the fall of 2017, while 248 were named to the spring 2018 honor roll
- 4,576 hours in the community by App State student-athletes

2018 TEAM STATS COMPARISON

APP STATE	OPPONENT	CATEGORY	ARKANSAS STATE	OPPONENT
207	68	Points	132	146
51.8	17.0	Points Per Game	26.4	29.2
166-1,078	149-417	Rushing Attempts-Yards	191-877	215-1,222
269.5	104.2	Rushing Yards Per Game	175.4	244.4
6.5	2.8	Yards Per Rush	4.6	5.7
1,016	688	Passing Yards	1,481	740
254.0	172.0	Passing Yards Per Game	296.2	148.0
71-101-3	68-125-4	Pass Completions-Attempts-INTs	127-202-3	63-108-4
523.5	276.2	Total Offense Per Game	471.6	392.4
4-2	4-1	Fumbles-Lost	7-4	8-4
27-290	25-205	Penalties-Yards	49-430	32-264
4-5	4-5	Field Goals Made-Attempted	4-7	3-3
12-42.5	31-36.4	Punts-Avg.	26-41.2	29-45.8

KEEPING AN EYE ON THE APP STATE RECORD BOOK

LARGEST CROWDS FOR AN APP STATE GAME

109,218 at Michigan	W, 34-32	Sept. 1, 2007
106,811 at Michigan	L, 52-14	Aug. 30, 2014
105,232 at Penn State	L, 45-38 (OT)	Sept. 1, 2018
100,074 at Tennessee	L, 20-13 (OT)	Sept. 1, 2016
92,746 at Georgia	L, 31-10	Sept. 2, 2017

COMPLETION % — GAME (MIN 10 COMPLETIONS)

100.0	Zac Thomas (14-14)	Charlotte, 2018
95.2	Logan Hallock (20-21)	W. Carolina, 2012
89.5	Armanti Edwards (17-19)	Wofford, 2008
88.9	Richie Williams (40-45)	Furman, 2004

TOTAL OFFENSE - APP QB IN STARTING DEBUT

314 (158 pass)	DeAndre Presley	2008	W. Carolina
313 (270 pass)	Zac Thomas	2018	Penn State
303 (264 pass)	Taylor Lamb	2014	So. Miss

PASSING YARDS - APP QB IN STARTING DEBUT

298	Bake Baker	1996	Marshall
290	Joe Burchette	2000	Furman
270	Zac Thomas	2018	Penn State

MOST 100-YARD RUSHING GAMES — CAREER

29	Marcus Cox	2013-16
22	John Settle	1983-86
20	Damon Scott	1993-96
19	Kevin Richardson	2004-07
18	Armanti Edwards	2006-09
17	Jalin Moore	2015-Present
15	Chip Hooks	1991-94

RUSHING YARDS — CAREER

5,103	Marcus Cox	901 att.	2013-16
4,804	Kevin Richardson	897 att.	2004-07
4,409	John Settle	891 att.	1983-86
4,361	Armanti Edwards	755 att.	2006-09
3,800	Damon Scott	745 att.	1993-96
3,538	Jalin Moore	519 att.	2015-Present
3,472	Chip Hooks	676 att.	1991-94

RUSHING TOUCHDOWNS — CAREER

66	Kevin Richardson	2004-07
65	Armanti Edwards	2006-09
52	Marcus Cox	2013-16
43	John Settle	1983-86
40	Devon Moore	2006-10
38	Damon Scott	1993-96
32	Jalin Moore	2015-Present
25	DeAndre Presley	2008-11

INTERCEPTIONS — CAREER

25	Larry Harbin	1961-64
24	Corey Lynch	2003-07
22	Mark LeGree	2007-10
20	Wayne Byrd	1963-66
18	Matt Stevens	1992-95
14	Dave Richardson	1965-68
13	Corey Hall	1997-2000
12	Mark Mayo	1988-91
12	Struggy Smith	1982-85
12	David Neeld	1967-70
11	Clifton Duck	2016-Present

HABITAT FOR HUMANITY

Mountaineers continue to make an impact in the community.

In June, Appalachian State assistant head coach Mark Ivey was in attendance as the Watauga County Habitat for Humanity dedicated the new home for James and Isabelle Love's family, which includes six children. Members of Appalachian State's football team, including many of Ivey's defensive linemen, helped complete construction on the home in the Greenwood neighborhood by volunteering to work on the first four Saturdays.

Ivey, who had participated previously in a Habitat for Humanity project when he was a high school coach in Florida, sought out volunteers last month after communicating with Allison



Jennings, the resource development director of the Watauga County chapter.

There are plans to build 20 homes in the Greenwood neighborhood, and the Love family's home was the fifth one finished.

APP STATE BY THE NUMBERS

Back-to-back conference champs	
Team	League
Appalachian State	Sun Belt
Clemson	ACC
Oklahoma	Big 12

1,000-Yard Rusher — 6 Straight Years	
Auburn (9 years)	
Boise State (9)	
San Diego State (9)	
Appalachian State (6)	
Ohio State (6)	

Defensive interceptions since 2015	
Team	INTs
1. San Diego State	68
2. Alabama	65
T3. Appalachian State	60
T3. Utah	60
5. Wisconsin	59

OL run block/pass block success		
Year	Rush YPG	Sacks Allowed
2014	241.8 (18th)	11 (T-4th)
2015	271.5 (6th)	11 (T-4th)
2016	250.9 (10th)	16 (T-16th)
2017	223.6 (22nd)	8 (2nd)
2018	269.5 (9th)	5 (T-14th)

50-point club in 2018	
Scoring leaders	Points Allowed PG
1. Alabama (56.0)	16.0 (11th)
2. Appalachian State (51.8)	17.0 (T-15th)
3. Utah State (50.2)	23.0 (40th)
4. Houston (50.0)	29.6 (T-86th)

App State RBs with 6.6 YPC average				
Player	Pos.	Att.	Yds.	Avg.
Jalin Moore	RB	56	368	6.6
D'Andre Hicks	RB	21	178	8.5
Marcus Williams Jr.	RB	20	139	6.9
Darrynton Evans	RB	19	127	6.7
Others				
Player	Pos.	Att.	Yds.	Avg.
Zac Thomas	QB	33	157	4.8
Camerun Peoples	RB	9	53	5.9
Dominique Heath	WR	2	26	13.0
Peyton Derrick	QB	3	20	6.7

2018 QBR Totals from CFB Focus	
Player	QBR
1. Tua Tagovailoa (Alabama)	98.5
2. Tyler Murray (Oklahoma)	96.8
3. Kilton Anderson (Coastal Carolina)	90.7
4. Zac Thomas (App State)	89.5
5. Dwayne Haskins (Ohio State)	87.1

Most players with TFLs (entering Oct.)	
23: Utah State	
22: Appalachian State, Penn State, UCF	
21: Clemson, Ole Miss	

ZAC THOMAS

SOPHOMORE | QB | 6-1 | 200 | TRUSSVILLE, ALA.

- Ranks No. 4 nationally in season-long QBR (89.5 via CFB Focus), No. 4 in yards per pass attempt (10.54), No. 9 in passing efficiency (180.8), No. 9 in point responsibility per game (19.5), No. 11 in rushing touchdowns by a QB (five), No. 10 in yards per completion (15.45) and No. 18 in completion percentage (68.2)
- Finished one yard short of tying the school record for total offense by a QB in his starting debut, accounting for 313 yards (270 passing) and three touchdowns (two passing) during an overtime loss at No. 9 Penn State
- Named the College Football Performance Award's National Player of the Week by going 14-of-14 for 295 yards and three passing TDs at Charlotte, marking the first time an App State or Sun Belt QB finished a game with at least 10 completions and no incompletions



SPECIAL TEAMS

- With an FBS-leading four special teams TDs, App State is the only team with a TD via a kickoff return, a punt return and the return/recovery of a blocked punt
- Additionally, Tae Hayes blocked a field goal against South Alabama
- Clifton Duck is No. 2 nationally by averaging 21.3 yards per punt return for a team that is No. 2 with 52.0 punt return yards per game (behind only Western Michigan's 52.5) and tied for No. 1 (with Texas A&M) by forcing 7.8 punts a game
- Clayton Howell ranks No. 21 nationally with a net punting average of 41.1, and Michael Rubino ranks 17th with a kickoff touchback percentage of 75.8
- The net punting average for opponents is 29.0 based on the return/block success

JALIN MOORE

SENIOR | RB | 5-11 | 207 | SHELBY, N.C.

- On preseason watch lists for the Maxwell and Doak Walker awards
- 3,538 career rushing yards in 41 games ranks No. 3 among active FBS players (Washington's Myles Gaskin has 4,609 in 46 games, and FAU's Devin Singletary is at 3,568 after rushing for 168 yards Saturday)
- Is 262 yards away from tying and 263 yards away from passing Damon Scott (3,800) for fifth place on App State's career list
- Only active FBS back who's rushed for at least 235 yards in four career games (at Idaho in 2015, at Akron in 2016, vs. New Mexico State and at Georgia State in 2017)
- No. 9 overall and No. 1 among running backs on NFL.com's 18-player list of "college football's most freakish athletes"
- One of six FBS backs who entered 2018 with back-to-back 1,000-yard seasons



MORE ON JALIN MOORE

MOORE'S GAME-BY-GAME STATISTICS

2015	Rush	Yds.	TD	Rec.	Yds.	TD	Scrimm.
Howard	9	64	1	0	0	0	64
Clemson	0	0	0	0	0	0	0
ODU	8	75	1	0	0	0	75
Wyoming	3	4	0	0	0	0	4
Ga. State	0	0	0	0	0	0	0
UL Monroe	0	0	0	0	0	0	0
Ga. Southern	22	53	0	0	0	0	53
Troy	1	3	0	0	0	0	3
Arkansas St.	1	4	0	0	0	0	4
Idaho	27	244	0	0	0	0	244
Louisiana	13	104	1	0	0	0	104
South Ala.	14	84	2	0	0	0	84
Ohio	13	96	0	0	0	0	96
2015 Totals	99	731	5	0	0	0	731

2016	Rush	Yds.	TD	Rec.	Yds.	TD	Scrimm.
Tennessee	7	17	0	0	0	0	17
ODU	13	42	0	0	0	0	42
Miami (FL)	23	89	0	0	0	0	89
Akron	39	257	2	3	17	0	274
Ga. State	28	149	1	2	15	0	164
Louisiana	14	106	2	0	0	0	106
Idaho	23	114	1	0	0	0	114
Ga. Southern	15	126	1	0	0	0	126
Texas State	13	130	0	0	0	0	130
Troy	16	91	2	0	0	0	91
ULM	13	135	0	0	0	0	91
NM State	17	111	1	0	0	0	111
Toledo	16	35	0	0	0	0	35
2016 Totals	237	1,402	10	5	32	0	1,434

2017	Rush	Yds.	TD	Rec.	Yds.	TD	Scrimm.
Georgia	13	38	0	4	34	0	72
Savannah St.	9	57	1	1	20	0	77
Texas State	9	14	0	1	9	0	23
Wake Forest	16	27	0	0	0	0	27
NM State	19	241	2	0	0	0	241
Idaho	17	49	0	1	-2	0	47
C. Carolina	8	23	1	1	9	0	32
UMass				DNP			
ULM	21	114	2	2	84	1	198
Ga. Southern				DNP			
Georgia State	32	239	1	2	9	0	248
Louisiana	17	110	2	0	0	0	110
Toledo	22	125	3	0	0	0	125
2017 Totals	183	1,037	12	12	163	1	1,200

2018	Rush	Yds.	TD	Rec.	Yds.	TD	Scrimm.
Penn State	18	88	1	5	36	0	124
Charlotte	11	38	0	0	0	0	38
GWU	8	119	2	0	0	0	119
So. Alabama	19	123	2	0	0	0	123
2018 Totals	56	368	5	5	36	0	404

Career	575	3,538	32	22	231	1	3,769
--------	-----	-------	----	----	-----	---	-------

- Rushed for 123 yards and two TDs on 19 carries without playing in the fourth quarter against South Alabama
- Had 119 yards on eight carries with two TDs, including one on a career-long gain of 81 yards, while playing only one quarter against Gardner-Webb
- Last year, gained a league-leading 1,037 yards and rushed for 12 TDs in 11 official games. Missed two full games (UMass, Georgia Southern) with injuries,

the entire second half against Coastal Carolina and almost the entire second half (one carry) against Texas State

- The Sun Belt Conference's "Top NFL Prospect" via Street and Smith
- Helped App State become one of five FBS schools with a 1,000-yard rusher in each of the last six seasons: Auburn (nine years), Boise State (nine), San Diego State (nine), App State (six), Ohio State (six)

PAVING THE WAY

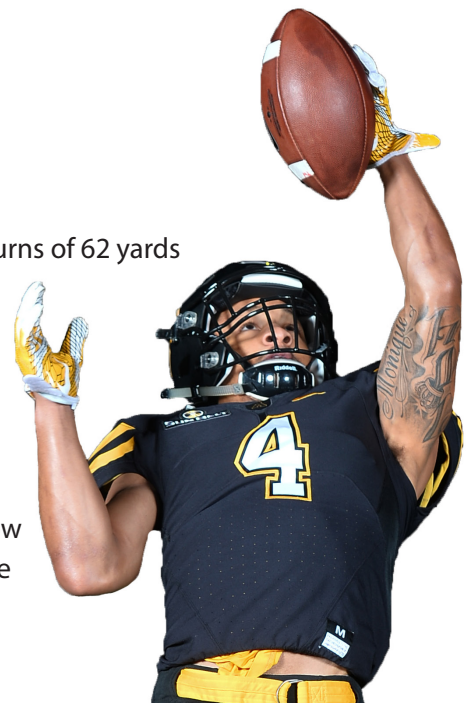
- Thanks to the offensive line, the Mountaineers rank No. 5 nationally at 6.5 yards per carry, and the top four running backs all average at least 6.6 yards a rush
- In each of the last four years, the line has helped App State rank in the top 25 nationally in both sacks allowed and rushing yards per game
- Left tackle **Victor Johnson** (pictured, 30 straight starts), center **Noah Hannon** (17 straight starts) and left guard **Ryan Neuzil** are returning starters from a line that allowed eight sacks in 2017 (No. 2 nationally) and helped App State rush for 223.6 yards per game (No. 22 nationally)
- In 2017, App State became the first Sun Belt team with three first-team offensive linemen



CLIFTON DUCK

JUNIOR | CB | 5-10 | 170 | CHARLOTTE, N.C.

- Street and Smith preseason second-team All-American as a cornerback
- Ranks No. 2 nationally in punt return average (21.3 yards) after having returns of 62 yards (touchdown vs. Gardner-Webb) and 52 yards in the last two games
- Preseason Defensive Player of the Year in the Sun Belt Conference
- Tied for No. 1 nationally with 11 INTs since the start of 2016 (five picks as a true freshman, six interceptions as a sophomore) and is tied for No. 2 among active players in career INTs (FAU senior Jalen Young has 12)
- According to the PFF College Football site, led FBS defensive backs from 2016-17 by allowing a passer rating of just 50.4 when targeted with a throw
- Eleven interceptions contributed to an FBS-leading 30 picks by App State cornerbacks from 2015-17 and 60 picks from App State's defense (tied for No. 3 nationally) since the 2015 season began



MORE ON CLIFTON DUCK

- Since 2000, is one of eight FBS players with at least five picks in both his freshman and sophomore seasons
- Made 30 straight starts over two-plus seasons and is a two-time All-Sun Belt first-team member
- Had seven tackles at Penn State after posting 50 in 2017
- Tied school record with three-interception game vs. New Mexico State and capped season with bowl INT vs. Toledo
- Also had picks vs. Texas State and Louisiana in 2017



MYQUON STOUT

SENIOR | DT | 6-1 | 280 | SALISBURY, N.C.

- One of two App State players to be a captain as both a junior in 2017 and a senior in 2018, his pressure helped force an interception vs. South Alabama
- Watch list for the 2018 Wuerffel Trophy that's given to the FBS player who best combines exemplary community service with athletic and academic achievement.
- 41 tackles in 2017 ranked third among Sun Belt interior linemen and first among returning interior linemen in the league
- 29 starts in the last 30 games (didn't start on Senior Day as a sophomore)

ANTHONY FLORY

SENIOR | ILB | 6-1 | 232 | MIRAMAR, FLA.

- Preseason All-Sun Belt first-team pick had 10 tackles at Penn State
- Finished second on the 2017 team with 87 tackles (56 solo)
- Named Defensive MVP of the 2017 Dollar General Bowl after making eight tackles and setting up App State's first touchdown with a 19-yard interception return in the 34-0 victory against Toledo





SCOTT SATTERFIELD

HEAD COACH, APP STATE 1996
SIXTH SEASON

SCOTT SATTERFIELD is entering his sixth season as Appalachian State's head coach and his 23rd season as a player or coach with the Mountaineers.

Satterfield, 45, has taken the Mountaineers to new heights as they have made the move to the FBS level in historic fashion. They won their final six games to close out their first FBS season in 2014, posted a Sun Belt Conference-record 11 overall wins during the program's first bowl-eligible season in 2015, captured their first Sun Belt championship during a 10-win season in 2016 and won another Sun Belt title during a 2017 season in which a Dollar General Bowl shutout of Toledo capped a nine-win campaign.

With a 27-5 league record in four Sun Belt seasons and a 3-0 record in bowl games, Satterfield has established App State as one of the nation's premier programs. The Mountaineers are 35-6 against Group of Five Conference opponents in their four seasons at the FBS level under Satterfield, including a 31-29 victory against Ohio in the 2015 Camellia Bowl, a 31-28 win over Toledo in the 2016 Camellia Bowl and the 34-0 victory against the Rockets in the 2017 Dollar General Bowl.

Those postseason victories allowed App State to become the first program in FBS history to win bowl games in each of its first three eligible seasons.

Satterfield was named Appalachian State's 20th head coach on Dec. 14, 2012. He became the sixth Appalachian alumnus to serve in the role, joining Graydon Eggers '24 (1928), Francis Hoover

'40 (1945), Press Mull '47 (1951), Bob Broome '40 (1956-58) and Carl Messere '61 (1965-70).

In 17 seasons as an App State player (five seasons from 1991-95) and assistant coach (1998-2008, 2012), he helped lead the Mountaineers to three NCAA Division I FCS national titles and eight conference titles.

As a quarterback at Appalachian, Satterfield made 27 starts from 1992-95 after redshirting as a true freshman in 1991. He earned first-team all-conference recognition as a senior in 1995 after passing for 1,461 yards and rushing for 649 more to help lead the Mountaineers to the only undefeated, untied regular season (11-0) in school history and a 12-1 final record. He graduated from App State with a B.S. in physical education in 1996.

Satterfield spent the first 11 seasons of his professional career in Boone, coaching the Mountaineers' wide receivers (1998), running backs (1999-2002) and quarterbacks (2003-08). He was an integral part of Appalachian's transition from a Power-I offense to a Spread offense in 2004.

With Satterfield serving as the primary play-caller, Appalachian ranked among the nation's top 20 in five major offensive categories (scoring, rushing, passing, passing efficiency and total offense) 17 out of a possible 25 times from 2004-08.

As App State's quarterbacks coach, Satterfield coached both Richie Williams (2003-05) and Armanti Edwards (2006-08) to All-America recognition and was Edwards' mentor for the first of his back-to-back Walter Payton Awards in 2008.

Prior to his return to Appalachian as an assistant head coach, offensive coordinator and quarterbacks coach on Jerry Moore's staff in 2012, Satterfield spent one season as the passing game coordinator and quarterbacks coach at Toledo (2009) and two as the offensive coordinator at Florida International (2010-11).

SATTERFIELD AT A GLANCE

Full name:.....Fredric Scott Satterfield
Birthdate:.....Dec. 21, 1972
Hometown:.....Hillsborough, N.C.
High School:.....Orange H.S., 1991
College:.....Appalachian State, 1996
.....(B.S., physical education)
Wife:.....Beth (Burlison)
Sons:.....Bryce and Isaac
Daughter:.....Alli
Twitter:.....@AppStCoachSatt

PLAYING EXPERIENCE

1991-95: App State (quarterback)

COACHING EXPERIENCE

1998: App State (wide receivers)
1999-2002: App State (running backs)
2003-08: App State (quarterbacks)
2009: Toledo (passing game coordinator/QBs)
2010-11: Fla. International (offensive coord./QBs)
2012: App State (asst. head coach/off. coord./QBs)
2013- App State (head coach)



SATTERFIELD AS A HEAD COACH

Year	Overall	Conference	Conference Finish
2013	4-8	4-4	T-4th*
2014	7-5	6-2	3rd^
2015	11-2	7-1	2nd^
2016	10-3	7-1	T-1st^
2017	9-4	7-1	T-1st^
2018	3-1	1-0	
Totals	44-23	32-9	

* Southern Conference ^ Sun Belt Conference

SATTERFIELD FILES

MOST FBS WINS SINCE 2015

Nick Saban, Alabama	47
Dabo Swinney, Clemson	46
Urban Meyer, Ohio State	38
Paul Chryst, Wisconsin	38
Rocky Long, San Diego State	36
David Shaw, Stanford	35
Mike Gundy, Oklahoma State	34
Scott Satterfield, App State	33
James Franklin, Penn State	33
Bryan Harsin, Boise State	33

RECORD VS. ALL OPPONENTS

Akron	1-0
Arkansas State	1-1
Campbell	1-0
Charleston Southern	0-1
Charlotte	1-0
Chattanooga	0-1
The Citadel	0-1
Clemson	0-1
Coastal Carolina	1-0
Elon	1-0
Furman	0-1
Gardner-Webb	1-0
Georgia	0-2
Georgia Southern	4-1
Georgia State	4-0
Howard	1-0
Idaho	4-0
Liberty	0-1
Louisiana	4-0
Massachusetts	0-1
Miami (Fla.)	0-1
Michigan	0-1
Montana	0-1
New Mexico State	2-0
North Carolina A&T	0-1
Ohio	1-0
Old Dominion	2-0
Penn State	0-1
Samford	0-1
Savannah State	1-0
South Alabama	2-1
Southern Miss	0-1
Tennessee	0-1
Texas State	2-0
Toledo	2-0
Troy	2-1
ULM	3-1
Wake Forest	0-1
Western Carolina	1-0
Wofford	1-0
Wyoming	1-0
TOTAL	44-23

MISCELLANEOUS RECORDS

vs. Sun Belt	28-5
vs. Group of 5 (non-Sun Belt)	9-1
vs. All G5 opponents as FBS	37-6
vs. Power 5	0-8
vs. FBS Independents	0-1
vs. FCS as FBS	4-1
in Overtime	2-4
at Home	20-9
on Road	21-14

APPALACHIAN STATE COACHING STAFF TV CHART/GAMEDAY LOCATIONS

ON THE SIDELINES



Scott Satterfield
Head
Coach



Bryan Brown
Def. Coord./
Cornerbacks



Shawn Clark
Co-Off. Coord./
Offensive Line



Stu Holt
Running Backs/
Special Teams



Mark Ivey
Assistant HC/
Defensive Line




Dale Jones
Co-Def. Coord./
Inside LBs



Justin Watts
Wide Receivers/
Recruiting Coord.

IN THE BOOTH



Nic Cardwell
Tight Ends



Greg Gasparato
Safeties



Frank Ponce
Co-Off. Coord./
Quarterbacks



D.J. Smith
Outside
Linebackers

COACHING STAFF

Head Coach (Alma Mater)	Scott Satterfield (Appalachian State, 1996)
Defensive Coordinator/Cornerbacks	Bryan Brown (Ole Miss, 2006)
Co-Def. Coordinator/Inside Linebackers	Dale Jones (Tennessee, 1988)
Co-Off. Coordinator (Running)/OL	Shawn Clark (App State, 1999)
Co-Off. Coordinator (Passing)/QBs	Frank Ponce (Florida International, 1997)
Assistant Head Coach/Defensive Line	Mark Ivey (App State, 1996)
Wide Receivers/Recruiting Coordinator	Justin Watts (Clemson, 2000)
Running Backs/Special Teams	Stu Holt (North Carolina, 1995)
Tight Ends	Nic Cardwell (App State, 2008)
Outside Linebackers	D.J. Smith (App State, 2010)
Safeties	Greg Gasparato (Wofford, 2009)
Assistant A.D./Athletic Performance	Mike Sirignano (Bridgewater, 2007)
Assistant A.D./FB Ops & Equipment	Josh Thompson (App State, 2002)
Director of Player Personnel	Andrew Blaylock (Florida, 2011)
Director of High School Relations	David Neubauer
Director of Video Ops	George Claiborne
Athletic Training	Brian Simerville
Student-Athlete Leadership	Reggie Hunt
Student Life Coordinator	J.R. Reese
Offensive Quality Control	Pete Thomas
Defensive Quality Control	David Stuckman
Graduate Assistant (Offense)	Dalton Brown
Graduate Assistant (Defense)	Phillip Hicks
Defensive Analyst	Anthony Shakir
Football Graphics	Lea Banks

GENERAL INFORMATION

Name	Appalachian State University
Location	Boone, N.C.
Founded	1899
Enrollment	18,811
Conference	Sun Belt
Affiliation	NCAA Division I Football Bowl Subdivision
Nickname	Mountaineers
Colors	Black and Gold
Mascot	Yosef
Marching Band	Marching Mountaineers
Chancellor	Dr. Sheri N. Everts (Nebraska, 1980)
Athletics Director	Doug Gillin (SUNY Cortland, 1991)
Faculty Athletics Representative	Rene Salinas
Game Operations Director	John Welch
Stadium	Kidd Brewer
Capacity	30,000
Surface	FieldTurf
Football Office Phone	828-262-2501
Ticket Office Phone	828-262-2079
Athletics Website	appstatesports.com
Athletics Twitter	@appstatesports
Football Twitter	@AppState_FB
Athletics Instagram	@appstatesports
Football Instagram	@appstate_fb
Athletics Facebook	facebook.com/appalachianstatemountaineers
Football Facebook	facebook.com/AppStateFootball

FOOTBALL HISTORY

First Year	1928
All-Time Record	608-336-28 (89th season)
Conference Championships	20
North State Conference (6)	1931, '37, '39, '48, '50, '54
Southern Conference (12)	1986, '87, '91, '95, '99, '05, '06, '07, '08, '09, '10, '12
Sun Belt Conference (2)	2016, '17
NCAA Bowl Games	3
Years	2015, '16, '17
Record	3-0
Most Recent	2017 Dollar General (App State 34, Toledo 0)
NCAA Division I FCS Playoff Appearances	20
Years	1986, '87, '89, '91, '92, '94, '95, '98, '99, '00, '01, '02, '05, '06, '07, '08, '09, '10, '11, '12
NCAA Division I FCS National Championships	3
Years	2005, '06, '07
NAIA Bowl Games	9
Record	3-6
Years	1937, '38, '48, '49, '50 (2), '54 (2), '55
All-Americans	87
Academic All-Americans	6

TEAM INFORMATION

2017 Record	9-4
2017 Sun Belt Conference Record/Finish	7-1/T-1st
Basic Offense	Multiple Spread
Basic Defense	3-4
Letterwinners Returning/Lost	58/25
Offense	27/16
Defense	27/8
Specialists	4/1
Starters Returning/Lost	11/11
Offense	6/5
Defense	5/6
Specialists	4/0

INDIVIDUAL HIGHS

MOCK ADAMS

Receptions: 2 (Idaho - 16)
 Receiving Yards: 24 (Idaho - 16)
 TD Receptions: 1 (Texas State - 16)

NOEL COOK

Tackles 7 (at Charlotte - 18, vs. So. Alabama - 18)
 Tackles for Loss: 2.0 (at Charlotte - 18)

AKEEM DAVIS-GAITHER

Tackles: 10 (at ULM - 17)
 Tackles for Loss: 2.0 (at NM State - 16)
 Sacks: 1.0 (at NM State - 16)

CLIFTON DUCK

Tackles: 13 (at Akron - 16)
 Sacks: 1.0 (NM State - 17)
 Interceptions: 3 (NM State - 17)

AUSTIN EXFORD

Tackles: 6 (Three times)
 Sacks: 1.0 (GaSo - 17)

DARRYNTON EVANS

Rushes: 12 (at ULL - 16)
 Rushing Yards: 61 (vs. South Alabama - 18)
 Receptions 2 (at ULL - 16)
 Receiving Yards 23 (at Akron - 16)
 Kick Return Yards 130 (at Penn State - 18)

JORDAN FEHR

Tackles 8 (at Penn State - 18)
 Tackles for Loss: 2.0 (Sav. State - 17)
 Interceptions: 1 (at Georgia - 17)

DESMOND FRANKLIN

Tackles: 9 (at ULM - 17)
 Interceptions 1 (Five times)

ANTHONY FLORY

Tackles: 11 (NM State - 17)
 Tackles for Loss: 2.0 (NM State - 17)
 Sacks: 1.0 (Texas State - 17)

OKON GODWIN

Tackles: 5 (at Georgia - 17)
 Tackles for Loss: 1.5 (ULL - 17)
 Sacks 1.0 (Idaho - 16, vs. Toledo - 17)

TAE HAYES

Tackles: 8 (at Texas State - 17)
 Sacks 1.0 (CCU - 17)
 Interceptions 3 (NM State - 17)

THOMAS HENNIGAN

Receptions 6 (at Texas State - 17, NM State - 17)
 Receiving Yards 99 (ULL - 17)
 TD Receptions: 4 (ULL - 17)

JALIN MOORE

Rushes: 39 (at Akron - 16)
 Rushing Yards: 257 (at Akron - 16)
 Rushing TDs 3 (vs. Toledo - 17)
 Receptions 5 (at Penn State - 18)

COLLIN REED

Receptions: 4 (at ULL - 16)
 Receiving Yards: 106 (Sav. State - 17)
 TD Receptions: 2 (Sav. State - 17)

CHANDLER STATON

Field Goals 2 (Three times)
 Long 53 (GaSo - 17)
 PATs 6/6 (at ULM - 17)

MYQUON STOUT

Tackles: 6 (at Georgia - 17, ULL - 17)
 Tackles for Loss: 1.5 (at Troy - 16)
 Sacks: 1.0 (vs. Toledo - 16, at Idaho - 17)

JOSH THOMAS

Tackles 7 (at Texas State - 17)
 Interceptions 1 (Idaho - 16)

ZAC THOMAS

Pass completions 25 (at Penn State - 18)
 Pass attempts 38 (at Penn State - 18)
 Passing yards 295 (at Charlotte - 18)
 Passing TDs 3 (at Charlotte - 18)
 Rushing yards 77 (vs. South Alabama - 18)

JALEN VIRGIL

Receptions 5 (Coastal - 17)
 Receiving Yards 186 (Coastal - 17)
 TD Receptions: 2 (Coastal - 17)

MALIK WILLIAMS

Receptions 4 (at Penn St. - 18, at Texas St. - 17)
 Receiving Yards 68 (at Texas State - 17)
 TD Receptions: 2 (at Penn State - 18)

MARCUS WILLIAMS JR.

Rushes: 28 (GaSo - 17)
 Rushing Yards: 130 (GaSo - 17)

2018 SUN BELT FOOTBALL

East Division Standings

Team	League	Overall
Troy	3-0	5-1
Georgia Southern	2-0	4-1
Appalachian State	1-0	4-1
Coastal Carolina	1-1	3-2
Georgia State	1-1	2-4

West Division Standings

Team	League	Overall
Louisiana	1-1	2-3
South Alabama	1-2	1-5
Arkansas State	0-1	3-2
ULM	0-2	2-4
Texas State	0-2	1-4

Thursday's game

Troy 37, Georgia State 20

Saturday's games

Ga. Southern 48, So. Alabama 13
 Louisiana 42, Texas State 27
 Ole Miss 70, ULM 21

Tuesday's game

App State at Arkansas State, 8 p.m.

Thursday's game

Ga. Southern at Texas State, 7:30 p.m.

Saturday's games

Troy at Liberty, 2 p.m.
 New Mexico State at Louisiana, 5 p.m.
 Alabama State at So. Alabama, 5 p.m.
 ULM at Coastal Carolina, 6 p.m.

MOUNTAINEERS MAKING BOONE PROUD



Doug Middleton, a former All-Sun Belt standout and current New York Jets safety, received his master's degree in public administration from App State in May.



Country music star Luke Combs, who attended App State, hugs coach Scott Satterfield on the field before last year's home finale against Louisiana.



Country music star Eric Church, who also attended App State, participated in the pregame coin toss before the 2016 home game against Miami.

WHAT THEY'RE SAYING ABOUT APP STATE ...



Mark Wogenrich ✓

@MarkWogenrich

Following

Penn State coach James Franklin on Appalachian State: "I don't know what's in the water in Boone, N.C. It seems like they've been doing this for a long time against whoever they play. "

8:34 PM - 1 Sep 2018



Bruce Feldman ✓


@BruceFeldmanCFB

Following

Win or lose, Appalachian State is one of the things that makes college football so great. Love this sport!

6:58 PM - 1 Sep 2018

228 Retweets 1,223 Likes



Brett McMurphy ✓

@Brett_McMurphy

Following

Sept. 1, 2007: Appalachian State 34, Michigan 32

Sept. 1, 2018 Penn State 45, Appalachian State 38 (OT)

Sept. 2, 2018 Big Ten passes rule prohibiting B1G schools from ever playing Appalachian State again

7:22 PM - 1 Sep 2018

723 Retweets 3,217 Likes



Daniel Jeremiah ✓

@MoveTheSticks

Following

Auburn fans did same thing when we gave them a scare in 1999. That's why I'm proud of our program. People respect how we play. Effort & physicality.

Kimberly Jones ✓ @KimJonesSports

Penn State fans are giving App State players & coaches a well-deserved ovation as they leave the field. What a game. 🙌🔥!!



Luke Combs ✓

@lukecombs

Following

HEARTBROKEN, but PROUD. Unbelievable game to watch, tough result but they walked out of Happy Valley to a standing ovation.

2018 REGULAR SEASON HONORS



NATIONAL PLAYER OF THE WEEK

9/8: Zac Thomas (College Football Performance Awards, Manning Award 'Stars of the Week')

SUN BELT PLAYERS OF THE WEEK

9/1: Darrynton Evans (Special Teams)
9/8: Zac Thomas (Offense)
9/22: Steven Jones (Special Teams)

PFF COLLEGE WEEKLY SUN BELT TEAMS

9/1: Malik Williams (WR), Ryan Neužil (OG), Jalin Moore (RB)
9/8: Desmond Franklin (S), Austin Exford (S), Corey Sutton (WR)
9/22: Dominique Heath (WR), Chandler Greer (OT)
9/29: Desmond Franklin (S), Jordan Fehr (LB), Noah Hannon (C)

2018 PRESEASON HONORS

CLIFTON DUCK | DB

- Jim Thorpe Award watch list
- Street and Smith 2nd-team All-American
- 1st-team Preseason Dream Team From College Football America Yearbook
- Sun Belt's "Best Cover Corner" by Lindy's
- 2018 Sun Belt Preseason Defensive Player of the Year
- 1st-team All-Sun Belt from the league

ANTHONY FLORY | LB

- 1st-team All-Sun Belt from the league

NOAH HANNON | OL

- 3rd-team All-Sun Belt from Athlon
- Sun Belt's "Best Interview" by Street and Smith

TAE HAYES | DB

- Bronko Nagurski Trophy watch list
- Sun Belt's No. 6 "NFL Talent" by Lindy's
- 2nd-team All-Sun Belt from the league

THOMAS HENNIGAN | WR

- 3rd-team All-Sun Belt from Athlon

VICTOR JOHNSON | OL

- Sun Belt's "Best Pass Blocker" by Lindy's
- 1st-team All-Sun Belt from the league

ELIAS MCMURRY | LS

- 1st-team All-Sun Belt from Phil Steele

JALIN MOORE | RB

- Maxwell Award watch list
- Doak Walker Award watch list
- Reese's Senior Bowl watch list
- Shared No. 11 spot with teammate Jalen Virgil on The Athletic's "Freaks List"
- NFL.com's No. 9 "most freakish athlete"
- Sun Belt's No. 1 "NFL Talent" by Lindy's
- Sun Belt's Top "NFL Prospect" and "Under Pressure" performer by Street and Smith
- No. 19 FBS running back (No. 2 among running backs) in G5 leagues by Athlon
- No. 18 running back by Sporting News
- One of the top 150 FBS players to watch (No. 62 overall, 11th among running backs) by NFL.com
- 1st-team All-Sun Belt from the league

COLLIN REED | TE

- John Mackey Award watch list
- 1st-team All-Sun Belt from the league

MYQUON STOUT | DL

- Wuerffel Trophy watch list
- 2nd-team All-Sun Belt from the league

ZAC THOMAS | QB

- 3rd-team All-Sun Belt from Athlon

JALEN VIRGIL | WR

- No. 11 on The Athletic's "Freaks List"
- Sun Belt's "Fastest Receiver" by Street and Smith

2018 BREAKDOWN

Arkansas State
Louisiana
Georgia Southern
Coastal Carolina
Texas State
Georgia State
Troy

APPALACHIAN STATE GAME-BY-GAME LEADERS							
OPPONENT	RUSH (YDS)	PASSING (YDS)	RECEIVING (YDS)	ALL-PURPOSE (YDS)	FIELD GOALS	TACKLES	SCORING
Penn State	Moore (88)	Thomas (270)	Sutton (87)	Evans (149)	Staton (1)	Flory (9)	Williams (12)
Charlotte	Moore (38)	Thomas (295)	Sutton (155)	Sutton (155)	Staton (1)	Davis-Gaither (8)	Sutton (12)
Gardner-Webb	Hicks (150)	Thomas (185)	Heath (111)	Hicks (150)	Staton (1)	Duck (5)	Moore/Heath (12)
South Alabama	Moore (123)	Thomas (146)	Hennigan (65)	Moore (123)	Staton (1)	Davis-Gaither (8)	Moore/Thomas (12)
Arkansas State							
Louisiana							
Georgia Southern							
Coastal Carolina							
Texas State							
Georgia State							
Troy							

APPALACHIAN STATE MISCELLANEOUS INFO										
OPPONENT	CAPTAINS		COIN TOSS	CHOICE	1ST APP OFF PLAY	SERIES	OPP FIRST SERIES	GAME LENGTH	JERSEY	PANTS
Penn State	Moore, Stout, J. Thomas, Johnson		Penn State	Accepts	Sutton catch, 6 yds	FG	TD	3:40	White	Black
Charlotte	Moore, Stout, J. Thomas, Johnson		Charlotte	Defers	Thomas run, 1 yd	FG	Punt	2:53	White	White
GWU	Moore, Stout, J. Thomas, Johnson		GWU	Defers	Moore run, 2 yds	TD	Punt (Blocked)	3:00	Black	Gold
S. Alabama	Moore, Stout, J. Thomas, Johnson		So. Alabama	Defers	Inc. pass to Evans	TD	Punt	3:05	Black	Black
A-State										
Louisiana										
Ga. Southern										
Coastal										
Texas State										
Ga. State										
Troy										

LONG PLAYS FROM SCRIMMAGE (30+ YDS)

APPALACHIAN STATE		
YDS	PLAY	OPP. (QTR)
90	Sutton pass from Thomas*	CLT (4th)
81	Moore rush*	GWU (1st)
73	Hicks rush*	GWU (4th)
64	Heath pass from Thomas*	GWU (1st)
54	Thomas rush*	USA (1st)
44	Sutton pass from Thomas	USA (2nd)
42	Evans rush	USA (3rd)
39	Sutton pass from Thomas	PSU (4th)
38	Sutton pass from Thomas	CLT (1st)
38	Malik Williams pass from Thomas	CLT (2nd)
37	Moore rush	USA (3rd)
31	Hennigan pass from Thomas	USA (1st)
30	Sutton pass from Thomas	PSU (4th)

* Denotes TD scored on play

OPPONENTS		
YDS	PLAY	OPP. (QTR)
46	Hamler pass from McSorley	PSU (4th)
41	Baker pass from Orth	USA (1st)
34	McCray pass from Orth	USA (2nd)

AMWAY COACHES POLL

RK	TEAM	REC	PTS
1.	Alabama (61)	6-0	1597
2.	Georgia	6-0	1496
3.	Ohio State (1)	6-0	1476
4.	Clemson (2)	6-0	1433
5.	Notre Dame	6-0	1348
6.	West Virginia	5-0	1249
7.	Washington	5-1	1148
8.	Penn State	4-1	1136
9.	UCF	5-0	932
10.	Wisconsin	4-1	916
11.	Oklahoma	5-1	903
12.	LSU	5-1	858
13.	Michigan	5-1	846
14.	Texas	5-1	833
15.	Miami	5-1	657
16.	Florida	5-1	633
17.	Oregon	5-1	558
18.	Colorado	5-0	513
19.	NC State	5-0	413
20.	Kentucky	5-1	381
21.	Auburn	4-2	357
22.	Texas A&M	4-2	205
23.	South Florida	5-0	185
24.	Stanford	4-2	156
25.	Cincinnati	6-0	133

Others receiving votes: Washington State 113; Iowa 89; Mississippi State 67; **Appalachian State** 38; Texas Christian 33; San Diego State 25; Utah 12; Utah State 11; South Carolina 10; Duke 8; Troy 8; Hawaii 6; Boise State 6; Syracuse 6; Virginia Tech 2; Michigan State 1; Army 1; UAB 1; Fresno State 1.

AP TOP 25

RK	TEAM	REC	PTS
1.	Alabama (59)	6-0	1522
2.	Georgia	6-0	1426
3.	Ohio State (1)	6-0	1420
4.	Clemson (1)	6-0	1331
5.	Notre Dame	6-0	1315
6.	West Virginia	5-0	1174
7.	Washington	5-1	1098
8.	Penn State	4-1	1097
9.	Texas	5-1	956
10.	UCF	5-0	917
11.	Oklahoma	5-1	879
12.	Michigan	5-1	875
13.	LSU	5-1	794
14.	Florida	5-1	719
15.	Wisconsin	4-1	710
16.	Miami	5-1	591
17.	Oregon	4-1	505
18.	Kentucky	5-1	485
19.	Colorado	5-0	419
20.	NC State	5-0	342
21.	Auburn	4-2	335
22.	Texas A&M	4-2	257
23.	South Florida	5-0	144
24.	Mississippi State	4-2	136
25.	Cincinnati	6-0	114

Others receiving votes: Iowa 87, Stanford 59, Washington State 46, San Diego State 24, TCU 20, **Appalachian State** 11, Utah State 9, Utah 5, South Carolina 2, Hawaii 1.

2018 SCORING DRIVES

APPALACHIAN STATE

Opp.	Qtr	Clock	Scoring Play	Plays	Yds	Time
PSU	1st	11:48	Evans 100 yd kickoff return			
PSU	1st	4:10	Staton 38 yd FG	12	60	6:37
PSU	4th	13:39	Williams 17 yd pass from Thomas	10	75	4:02
PSU	4th	7:40	Williams 24 yd pass from Thomas	9	80	3:32
PSU	4th	6:03	Thomas 1 yd run	4	53	1:36
PSU	4th	1:47	Moore 16 yd run	4	42	1:12
CLT	1st	10:25	Staton 31 yd FG	9	61	4:35
CLT	1st	1:03	Thomas 5 yd run	7	71	2:58
CLT	2nd	6:46	Sutton 27 yd pass from Thomas,	6	75	2:19
CLT	2nd	0:43	Heath 7 yd pass from Thomas	5	75	0:54
CLT	3rd	6:01	Hennigan 59 yd punt return			
CLT	4th	14:45	Sutton 90 yd pass from Thomas	2	83	0:37
CLT	4th	9:28	Exford 0 yd fumble recovery			
GWU	1st	14:00	Heath 64 yd pass from Thomas	3	75	1:00
GWU	1st	11:53	Jones 0 yd blocked punt return			
GWU	1st	2:32	Moore 1 yd run	12	72	5:14
GWU	1st	0:08	Moore 81 yd run	2	92	0:25
GWU	2nd	14:06	Evans 9 yd run	1	9	0:07
GWU	2nd	12:42	Duck 62 yd punt return			
GWU	2nd	9:50	Thomas 12 yd run	5	59	1:52
GWU	2nd	0:00	Staton 33 yd FG	10	57	3:41
GWU	3rd	7:18	Heath 19 yd pass from Derrick	11	88	5:42
GWU	3rd	0:42	Derrick 3 yd run	6	73	2:43
GWU	4th	3:13	Hicks 73 yd run	5	90	2:34
USA	1st	13:11	Thomas 54 yd run	6	69	1:49
USA	1st	5:37	Moore 7 yd run	2	38	0:35
USA	1st	3:10	Thomas 7 yd run	2	25	0:25
USA	2nd	12:22	Sutton 2 yd pass from Thomas	6	86	2:57
USA	2nd	4:45	Moore 2 yd run	12	69	5:03
USA	2nd	2:41	Will., Mar. 27 yd pass from Thomas	2	37	0:35
USA	3rd	0:46	Staton 23 yd FG	7	86	3:29
USA	4th	3:04	Reed 3 yd pass from Derrick	13	95	7:40

OPPONENTS

Opp.	Qtr	Clock	Scoring Play	Plays	Yds	Time
PSU	1st	12:02	McSorley 12 yd run	7	75	2:58
PSU	2nd	0:12	Pinegar 32 yd FG	12	77	4:32
PSU	3rd	9:41	McSorley 10 yd run	8	65	3:22
PSU	3rd	2:41	Slade 7 yd run	8	72	3:40
PSU	4th	11:17	Sanders 2 yd run	6	75	2:22
PSU	4th	0:42	Hamler 15 yd pass from McSorley	7	48	0:57
PSU	OT	15:00	Sanders 4 yd run	4	25	0:00
CLT	2nd	9:05	Cruz 46 yd FG	11	47	6:58
CLT	2nd	1:37	Cruz 54 yd FG	10	39	5:09
CLT	2nd	0:08	Cruz 48 yd FG	5	13	0:35
GWU	1st	7:55	Blackmon 14 yd pass from Smith	11	75	3:58
USA	1st	06:12	Baker 2 yd run	8	70	2:45

UPDATED DEPTH CHART

OFFENSE

Pos.	#	Player	Height	Weight	Class
LT	75	VICTOR JOHNSON	6-5	296	Jr.
	62	Weston Gillespie	6-4	287	So.
LG	58	RYAN NEUZIL	6-3	280	So.
	73	Cole Garrison	6-4	283	So.
C	60	NOAH HANNON	6-1	270	So.
	52	Tobias Edge-Campbell	6-2	272	Sr.
RG	51	BAER HUNTER	6-2	286	So.
	or 73	COLE GARRISON	6-4	283	So.
RT	78	CHANDLER GREER	6-4	288	Sr.
	79	Luke Burnette	6-5	268	Fr.
TE	or 55	Matt Williams	6-5	286	So.
	87	COLLIN REED	6-4	248	Jr.
QB	88	Henry Pearson	6-3	243	Fr.
	12	ZAC THOMAS	6-1	200	So.
RB	13	Peyton Derrick	6-2	182	RFr.
	7	Jacob Huesman	6-3	203	So.
WR	25	JALIN MOORE	5-11	207	Sr.
	3	Darrynton Evans	5-11	191	So.
WR	5	THOMAS HENNIGAN	6-1	206	So.
	15	Mock Adams	6-4	205	Jr.
WR	14	MALIK WILLIAMS	5-10	183	So.
	or 4	DOMINIQUE HEATH	5-9	166	Gr.
WR	2	COREY SUTTON	6-3	205	So.
	11	Jalen Virgil	6-1	206	So.

DEFENSE

Pos.	#	Player	Height	Weight	Class
DE	47	OKON GODWIN	6-1	250	Sr.
	90	Chris Willis	6-2	245	So.
NT	54	Jermaine McDaniel Jr.	6-3	223	RFr.
	92	MYQUON STOUT	6-1	280	Sr.
DE	98	E.J. Scott	6-3	279	Jr.
	or 96	Markell Clark	6-0	264	So.
DE	57	ELIJAH DIARRASSOUBA	6-1	250	So.
	97	Caleb Spurlin	5-10	255	So.
OLB	48	Demetrius Taylor	6-1	260	So.
	20	NOEL COOK	6-0	212	Jr.
ILB	10	Tim Frizzell	6-1	223	So.
	31	Nick Hampton	6-3	202	Fr.
ILB	44	ANTHONY FLORY	6-1	232	Sr.
	45	Trey Cobb	6-2	220	Fr.
ILB	or 51	Tyler Bird	6-2	218	Fr.
	59	JORDAN FEHR	6-3	226	Jr.
OLB	52	D'Marco Jackson	6-1	220	RFr.
	24	AKEEM DAVIS-GAITHER	6-2	208	Jr.
CB	31	Nick Hampton	6-3	202	Fr.
	17	TAE HAYES	5-10	183	Sr.
FS	16	Shaun Jolly	5-9	171	RFr.
	6	DESMOND FRANKLIN	6-0	200	Jr.
SS	9	Austin Exford	6-0	200	Sr.
	7	JOSH THOMAS	6-0	206	Jr.
CB	13	Kaiden Smith	6-1	196	So.
	or 21	Ryan Huff	6-1	200	RFr.
CB	4	CLIFTON DUCK	5-10	170	Jr.
	8	Shemar Jean-Charles	5-11	181	So.
	12	Steven Jones	5-10	180	RFr.

PRONUNCIATION GUIDE

Appalachian	app-uh-LATCH-in
Noel (Cook)	NOLE
(Elijah) Diarrassouba	deer-uh-SUE-buh
(Max) Durschlag	DUR-schlag (like flag)
Tobias (Edge-Campbell)	toe-BYE-us
Darrynton (Evans)	DARE-un-ton
(Jordan) Fehr	FAIR
(Tim) Frizzell	frih-ZELL
Okon (Godwin)	OH-con
Daetrich (Harrington)	DAY-trick
(Jacob) Huesman	HUGHES-man
Jalin (Moore)	JAY-lin
(Ryan) Neuzil	NEWS-ull
(Devin) Papenheim	PAP-in-hyme
(Michael) Rubino	rue-BEAN-o
(Chandler) Staton	STAY-ton
MyQuon (Stout)	MY-quon
(Xavier) Subotsch	suh-BOTCH

SPECIALISTS

Pos.	#	Player	Height	Weight	Class
PK	91	CHANDLER STATON	5-11	184	So.
	41	Michael Rubino	6-3	215	Jr.
P	30	CLAYTON HOWELL	6-0	183	RFr.
	39	Xavier Subotsch	6-1	193	So.
LS	93	ELIAS MCMURRY	6-0	237	Sr.
	53	Max Durschlag	5-11	197	Fr.
or	50	Keaton Forbes	6-0	215	Fr.
H	39	XAVIER SUBOTSCH	6-1	193	So.
	2	Zeb Speir	6-2	203	Sr.
KO	41	MICHAEL RUBINO	6-3	215	Jr.
	91	Chandler Staton	5-11	184	So.
KR	3	DARRYNTON EVANS	5-11	191	So.
	5	THOMAS HENNIGAN	6-1	205	So.
PR	4	CLIFTON DUCK	5-10	170	Jr.
	or 5	THOMAS HENNIGAN	6-1	205	So.

ALPHABETICAL

No.	Name	Pos.	Ht.	Wt.	Cl.
18	Brad Absher	WR	5-10	178	Sr.
15	Mock Adams	WR	6-4	205	Jr.
68	Brody Barrett	DL	6-3	298	Jr.
27	A.J. Beach	DB	5-9	166	Fr.
51	Tyler Bird	LB	6-2	218	Fr.
95	George Blackstock	DL	6-1	258	R-Fr.
65	Gage Blackston	OL	6-4	283	R-Fr.
8	Stephon Brown	QB	6-5	208	Fr.
79	Luke Burnette	OL	6-5	268	Fr.
34	Nakendrick Clark	RB	5-9	193	Jr.
96	Markell Clark	DL	6-0	264	So.
45	Trey Cobb	LB	6-2	220	Fr.
81	Braden Collins	WR	6-2	197	Fr.
20	Noel Cook	LB	6-0	212	Jr.
24	Akeem Davis-Gaither	LB	6-2	208	Jr.
91	Tommy Dawkins	DL	6-2	227	So.
25	Kaleb Dawson	DB	5-11	184	Fr.
13	Peyton Derrick	QB	6-2	182	R-Fr.
57	Elijah Diarrassouba	DL	6-1	250	So.
40	Logan Dublin	LB	6-0	216	Fr.
4	Clifton Duck	DB	5-10	170	Jr.
53	Max Durschlag	LS	5-11	197	Fr.
99	Jordon Earle	DL	6-2	305	Fr.
52	Tobias Edge-Campbell	OL	6-2	272	Sr.
37	Tanner Ellenberger	LB	6-3	223	R-Fr.
3	Darrynton Evans	RB	5-11	191	So.
84	Mike Evans	TE	6-3	239	Jr.
9	Austin Exford	DB	6-0	200	Sr.
59	Jordan Fehr	LB	6-3	226	Jr.
44	Anthony Flory	LB	6-1	232	Sr.
50	Keaton Forbes	LB	6-0	215	Fr.
6	Desmond Franklin	DB	6-0	200	Jr.
22	Jace Frisbee	TE	6-2	206	R-Fr.
10	Tim Frizzell	LB	6-1	223	So.
73	Cole Garrison	OL	6-4	283	So.
9	Jackson Gibbs	QB	6-1	193	R-Fr.
35	Miller Gibbs	TE	6-4	219	Fr.
62	Weston Gillespie	OL	6-4	287	So.
29	John Gliarmis	K	5-8	150	Fr.
47	Okon Godwin	DL	6-1	250	Sr.
78	Chandler Greer	OL	6-4	288	Sr.
80	AJ Hall	WR	6-1	200	Fr.
49	Blythe Hall	LB	6-2	200	So.
31	Nick Hampton	LB	6-3	202	Fr.
60	Noah Hannon	OL	6-1	270	So.
64	Will Hardin	OL	6-2	291	So.
74	Anderson Hardy	OL	6-6	261	Fr.
27	DeMarcus Harper	RB	5-11	190	So.
19	Daetrich Harrington	RB	6-0	184	So.
29	Devonte Harrison	DB	6-0	201	So.
84	Joe Hartung	TE	6-3	256	R-Fr.
56	Nate Haskins	OL	6-4	280	So.
17	Tae Hayes	DB	5-11	183	Sr.
30	Zareon Hayes	LB	6-1	242	Fr.
77	Josh Headlee	OL	6-4	287	Fr.
4	Dominique Heath	WR	5-9	166	Sr.
5	Thomas Hennigan	WR	6-1	206	So.
83	Jake Henry	WR	5-11	180	R-Fr.

NUMERICAL ROSTER

No.	Name	Pos.	Ht.	Wt.	Yr.	Hometown/High School (Previous College)
2	Zeb Speir	QB	6-2	203	Sr.	Sylva, N.C./Smoky Mountain
2	Corey Sutton	WR	6-3	205	So.	Charlotte, N.C./Mallard Creek (Kansas State)
3	Darrynton Evans	RB	5-11	191	So.	Oak Hill, Fla./New Smyrna Beach
4	Clifton Duck	DB	5-10	170	Jr.	Matthews, N.C./Butler
4	Dominique Heath	WR	5-9	166	Sr.	Huntersville, N.C./Hopewell (Kansas State)
5	Thomas Hennigan	WR	6-1	206	So.	Greensboro, N.C./NW Guilford
6	Desmond Franklin	DB	6-0	200	Jr.	Inverness, Fla./Citrus
6	Camerun Peoples	RB	6-2	202	Fr.	Lineville, Ala./Clay Central
7	Jacob Huesman	QB	6-3	203	So.	Bradenton, Fla./Braden River
7	Josh Thomas	DB	6-0	206	Jr.	Montgomery, Ala./Montgomery Academy
8	Stephon Brown	QB	6-5	208	Fr.	Winston-Salem, N.C./Glenn
8	Shemar Jean-Charles	DB	5-11	181	So.	Miramar, Fla./Miramar
9	Austin Exford	DB	6-0	200	Sr.	Snellville, Ga./Shiloh
9	Jackson Gibbs	QB	6-1	193	R-Fr.	Davidson, N.C./Hough (UCLA)
10	Tim Frizzell	LB	6-1	223	So.	Knoxville, Tenn./Hardin Valley Academy
10	Tanner Wilson	QB	6-2	225	R-Fr.	Reidsville, N.C./Reidsville
11	Jeremy Level	DB	6-1	207	So.	Greensboro, N.C./Page
11	Jalen Virgil	WR	6-1	206	So.	Lawrenceville, Ga./Mountain View
12	Steven Jones	DB	5-10	180	R-Fr.	Rockingham, N.C./Richmond Senior
12	Zac Thomas	QB	6-1	200	So.	Trussville, Ala./Hewitt-Trussville
13	Peyton Derrick	QB	6-2	182	R-Fr.	Conway, S.C./Conway
13	Kaiden Smith	DB	6-1	196	So.	Lawrenceville, Ga./Mountain View
14	Malik Williams	WR	5-10	183	So.	Chester, S.C./Chester Senior
15	Mock Adams	WR	6-4	205	Jr.	Greenwood, S.C./Greenwood
16	Shaun Jolly	DB	5-9	171	R-Fr.	Stone Mountain, Ga./Stephenson
17	Tae Hayes	DB	5-11	183	Sr.	Decatur, Ala./Decatur
17	Trey McCollum	WR	5-10	206	So.	Burlington, N.C./Western Alamance (Lincoln)
18	Brad Absher	WR	5-10	178	Sr.	Troy, N.C./West Montgomery
19	Daetrich Harrington	RB	6-0	184	So.	Douglasville, Ga./Alexander
19	Mike Price	DB	5-10	188	Fr.	Ellenwood, Ga./Stockbridge
20	Noel Cook	LB	6-0	212	Jr.	Reidsville, N.C./Reidsville
20	A'Darius Purifoy	WR	6-0	188	So.	Pensacola, Fla./West Florida Tech
21	Ryan Huff	DB	6-1	200	R-Fr.	Athens, Ga./Cedar Shoals
21	Dysaun Razzak	WR	5-7	152	Fr.	Kernersville, N.C./Glenn
22	Jace Frisbee	LB	6-2	206	R-Fr.	Brevard, N.C./Brevard
22	D'Andre Hicks	RB	5-10	178	R-Fr.	Punta Gorda, Fla./Charlotte
24	Akeem Davis-Gaither	LB	6-2	208	Jr.	Thomasville, N.C./Thomasville
25	Kaleb Dawson	DB	5-11	184	Fr.	Moultrie, Ga./Colquitt County
25	Jalin Moore	RB	5-11	207	Sr.	Shelby, N.C./Crest
26	Matthew McQuinn	LB	6-0	202	R-Fr.	Fort Myers, Fla./Fort Myers
26	Marcus Williams Jr.	RB	5-10	200	So.	Rocky Mount, N.C./SW Edgecombe
27	A.J. Beach	DB	5-9	166	Jr.	Smyrna, Ga./Milton (Georgia Military College)
27	DeMarcus Harper	RB	5-11	190	So.	Asheville, N.C./Owen
28	Jay Person	LB	6-2	221	Fr.	Cleveland, Tenn./Bradley Central
29	John Gliarmis	K	5-8	150	Fr.	Wilson, N.C./Fike
29	Devonte Harrison	LB	6-0	201	So.	Jacksonville, Fla./Sandalwood
30	Zareon Hayes	LB	6-1	242	Fr.	Dillon, S.C./Dillon
30	Clayton Howell	P	6-0	183	R-Fr.	High Point, N.C./High Point Central
31	Nick Hampton	LB	6-3	202	Fr.	Anderson, S.C./Westside
33	Jordan Mitchell	LB	6-0	203	Fr.	Beulaville, N.C./East Duplin
34	Nakendrick Clark	RB	5-9	193	Jr.	Statesville, N.C./Statesville (Louisburg College)
35	Miller Gibbs	TE	6-4	219	Fr.	Davidson, N.C./Hough
36	Brock Mattison	DL	6-1	217	Fr.	Duluth, Ga./Buford
37	Tanner Ellenberger	LB	6-3	223	R-Fr.	Brevard, N.C./Brevard
39	Zion Madden	CB	5-10	157	Fr.	High Point, N.C./Southwest Guilford
39	Xavier Subotsch	P	6-1	193	So.	Melbourne, Victoria, Australia/Haileyburg
40	Logan Dublin	LB	6-0	216	Fr.	Clearwater, Fla./Largo

No.	Name	Pos.	Ht.	Wt.	Yr.	Hometown/High School (Previous College)
41	Michael Rubino	K	6-3	215	Jr.	Apex, N.C./Middle Creek
42	Harrison Taylor	DL	6-4	234	Fr.	McDonough, Ga./Eagle's Landing Christian
43	Hansky Paillant	DL	6-2	224	Fr.	Sunrise, Fla./Miramar
44	Anthony Flory	LB	6-1	232	Sr.	Miramar, Fla./American Heritage
45	Trey Cobb	LB	6-2	220	Fr.	Waycross, Ga./Ware County
46	Chris Washington	DL	5-11	277	Fr.	Newberry, Fla./Newberry
47	Okon Godwin	DL	6-1	250	Sr.	Covington, Ga./Alcovy
48	Demetrius Taylor	DL	6-1	260	So.	Miami, Fla./Northwestern
49	Blythe Hall	LB	6-2	200	So.	Greensboro, N.C./Southeast Guilford
50	Keaton Forbes	LB	6-0	215	Fr.	Sanford, N.C./Lee County
51	Tyler Bird	LB	6-2	218	Fr.	Acworth, Ga./North Paulding
51	Baer Hunter	OL	6-2	286	So.	Clemmons, N.C./West Forsyth
52	Tobias Edge-Campbell	OL	6-2	272	Sr.	Raeford, N.C./Hoke County
52	D'Marco Jackson	LB	6-1	220	R-Fr.	Spartanburg, S.C./Broome
53	Max Durschlag	LS	5-11	197	Fr.	Charlotte, N.C./Mallard Creek
54	Jermaine McDaniel Jr.	DL	6-3	223	R-Fr.	Dillon, S.C./Dillon
55	Matt Williams	OL	6-5	286	So.	Lehigh Acres, Fla./Lehigh
56	Nate Haskins	OL	6-4	280	So.	Orlando, Fla./Boone
57	Elijah Diarrassouba	DL	6-1	250	So.	Greensboro, N.C./Page
58	Ryan Neuzil	OL	6-3	280	So.	Bradenton, Fla./Braden River
59	Jordan Fehr	LB	6-3	226	Jr.	Charlotte, N.C./Providence
60	Noah Hannon	OL	6-1	270	So.	Greer, S.C./Greer
62	Weston Gillespie	OL	6-4	287	So.	Travelers Rest, S.C./Travelers Rest
63	Ivan Reyes	OL	6-1	292	So.	Hickory, N.C./St. Stephens
64	Will Hardin	OL	6-2	291	So.	Greensboro, N.C./Page
65	Gage Blackston	OL	6-4	283	R-Fr.	Savannah, Ga./Benedictine Military
66	Will Israel	DL	6-2	215	R-Fr.	Asheville, N.C./A.C. Reynolds
67	Logan Wright	OL	6-4	305	So.	Kernersville, N.C./East Forsyth
68	Brody Barrett	DL	6-3	298	Jr.	San Juan Capistrano, Calif./JSerra Catholic
70	Cooper Hodges	OL	6-4	301	Fr.	Glen St. Mary, Fla./Baker County
73	Cole Garrison	OL	6-4	283	So.	Pinson, Ala./Clay-Chalkville
74	Anderson Hardy	OL	6-6	261	Fr.	Raleigh, N.C./Sanderson
75	Victor Johnson	OL	6-5	296	Jr.	North Augusta, S.C./North Augusta
77	Josh Headlee	OL	6-4	287	Fr.	Boone, N.C./Watauga
78	Chandler Greer	OL	6-4	288	Sr.	Knoxville, Tenn./Bearden
79	Luke Burnette	OL	6-5	268	Fr.	Monroe, N.C./Sun Valley
80	AJ Hall	WR	6-1	200	Fr.	Kernersville, N.C./East Forsyth
81	Braden Collins	WR	6-2	197	Fr.	Knoxville, Tenn./Farragut
82	Richard Tucker	WR	6-0	180	Fr.	Campobello, S.C./Chapman
83	Jake Henry	WR	5-11	180	R-Fr.	Cantonment, Fla./J.M. Tate
84	Mike Evans	TE	6-3	239	Jr.	Jacksonville, N.C./White Oak (Lenoir-Rhyne)
84	Joe Hartung	TE	6-3	256	R-Fr.	Greenwood, S.C./Greenwood
85	Michael Queen	WR	6-1	200	So.	Apex, N.C./Northwood
86	Trey Ross	TE	6-3	223	Fr.	Sophia, N.C./Randleman
87	Collin Reed	TE	6-4	248	Jr.	Boiling Springs, S.C./Boiling Springs
88	Cameron Pack	DL	6-4	240	So.	Mount Airy, N.C./Mount Airy
88	Henry Pearson	TE	6-3	243	Fr.	Ho-Ho-Kus, N.J./Paramus Catholic
89	Devin Papenheim	TE	6-6	254	Jr.	Bushnell, Fla./South Sumter
89	Dorian Pickett	DL	6-2	220	Fr.	Beulaville, N.C./East Duplin
90	Chris Willis	DL	6-2	245	So.	Shelby, N.C./Crest
91	Tommy Dawkins	DL	6-2	227	So.	Concord, N.C./Cox Mill
91	Chandler Staton	K	5-11	184	So.	Gainesville, Ga./Gainesville
92	MyQuon Stout	DL	6-1	280	Sr.	Salisbury, N.C./Jesse C. Carson
93	Elias McMurphy	LS	6-0	237	Sr.	Statesville, N.C./Statesville
94	Josh Houser	DL	6-1	283	Jr.	Boonville, N.C./Starmount
95	George Blackstock	DL	6-1	258	R-Fr.	Eden, N.C./Eden Morehead
96	Markell Clark	DL	6-0	264	So.	Dacula, Ga./Spain Park
97	Caleb Spurlin	DL	5-10	255	So.	Galax, Va./Galax
98	E.J. Scott	DL	6-3	270	Jr.	Farmville, N.C./Farmville Central (Shaw)
99	Jordon Earle	DL	6-2	305	Fr.	West Palm Beach, Fla./Forest Hill

No.	Name	Pos.	Ht.	Wt.	Cl.
22	D'Andre Hicks	RB	5-10	178	R-Fr.
70	Cooper Hodges	OL	6-4	301	Fr.
94	Josh Houser	DL	6-1	283	Jr.
30	Clayton Howell	P	6-0	183	R-Fr.
7	Jacob Huesman	QB	6-3	203	So.
21	Ryan Huff	DB	6-1	200	R-Fr.
51	Baer Hunter	OL	6-2	286	So.
66	Will Israel	DL	6-2	215	R-Fr.
52	D'Marco Jackson	LB	6-1	220	R-Fr.
8	Shemar Jean-Charles	DB	5-11	181	So.
75	Victor Johnson	OL	6-5	296	Jr.
16	Shaun Jolly	DB	5-9	171	R-Fr.
12	Steven Jones	DB	5-10	180	R-Fr.
11	Jeremy Level	DB	6-1	207	So.
39	Zion Madden	DB	5-10	157	Fr.
36	Brock Mattison	DL	6-1	217	Fr.
17	Trevion McCollum	WR	5-10	206	So.
54	Jermaine McDaniel Jr.	DL	6-3	223	R-Fr.
93	Elias McMurphy	LS	6-0	237	Sr.
26	Matthew McQuinn	LB	6-0	202	R-Fr.
33	Jordan Mitchell	LB	6-0	203	Fr.
25	Jalin Moore	RB	5-11	207	Sr.
58	Ryan Neuzil	OL	6-3	280	So.
88	Cameron Pack	DL	6-4	240	So.
43	Hansky Paillant	DL	6-2	224	Fr.
89	Devin Papenheim	TE	6-6	254	Jr.
88	Henry Pearson	TE	6-3	243	Fr.
6	Camerun Peoples	RB	6-2	202	Fr.
28	Jay Person	LB	6-2	221	Fr.
89	Dorian Pickett	DL	6-2	220	Fr.
19	Mike Price	DB	5-10	188	Fr.
20	A'Darius Purifoy	WR	6-0	188	So.
85	Michael Queen	WR	6-1	200	So.
21	Dysaun Razzak	WR	5-7	152	Fr.
87	Collin Reed	TE	6-4	248	Jr.
63	Ivan Reyes	OL	6-1	292	So.
86	Trey Ross	TE	6-3	223	Fr.
41	Michael Rubino	K	6-3	215	Jr.
98	E.J. Scott	DL	6-3	270	Jr.
13	Kaiden Smith	DB	6-1	196	So.
2	Zeb Speir	QB	6-2	203	Sr.
97	Caleb Spurlin	DL	5-10	255	So.
91	Chandler Staton	K	5-11	184	So.
92	MyQuon Stout	DL	6-1	280	Sr.
39	Xavier Subotsch	P	6-1	193	So.
2	Corey Sutton	WR	6-3	205	So.
48	Demetrius Taylor	DL	6-1	260	So.
42	Harrison Taylor	DL	6-4	234	Fr.
7	Josh Thomas	DB	6-0	206	Jr.
12	Zac Thomas	QB	6-1	200	So.
82	Richard Tucker	WR	6-0	180	Fr.
11	Jalen Virgil	WR	6-1	206	So.
46	Chris Washington	DL	5-11	277	Fr.
14	Malik Williams	WR	5-10	183	So.
55	Matt Williams	OL	6-5	286	So.
26	Marcus Williams Jr.	RB	5-10	200	So.
90	Chris Willis	DL	6-2	245	So.
10	Tanner Wilson	QB	6-2	225	R-Fr.
67	Logan Wright	OL	6-4	305	So.

2018 APP STATE FOOTBALL
Appalachian State Game Results (as of Oct 04, 2018)
All games

Date	Opponent		Score	Overall	Conference	Time	Attend
Sep 01, 2018	at #10 Penn State	Lo	38-45	0-1	0-0	3:40	105232
Sep 08, 2018	at Charlotte	W	45-9	1-1	0-0	2:53	19151
Sep 22, 2018	GARDNER-WEBB	W	72-7	2-1	0-0	3:00	21084
* Sep 29, 2018	SOUTH ALABAMA	W	52-7	3-1	1-0	3:05	25862

2018 APP STATE FOOTBALL
Appalachian State Overall Team Statistics (as of Oct 04, 2018)
All games

Team Statistics	APP	OPP
SCORING	207	68
Points Per Game	51.8	17.0
Points Off Turnovers	14	0
FIRST DOWNS	99	66
Rushing	48	27
Passing	43	30
Penalty	8	9
RUSHING YARDAGE	1078	417
Yards gained rushing	1131	535
Yards lost rushing	53	118
Rushing Attempts	166	149
Average Per Rush	6.5	2.8
Average Per Game	269.5	104.2
TDs Rushing	13	6
PASSING YARDAGE	1016	688
Comp-Att-Int	71-101-3	68-125-4
Average Per Pass	10.1	5.5
Average Per Catch	14.3	10.1
Average Per Game	254.0	172.0
TDs Passing	10	2
TOTAL OFFENSE	2094	1105
Total Plays	267	274
Average Per Play	7.8	4.0
Average Per Game	523.5	276.2
KICK RETURNS: #-Yards	5-188	8-197
PUNT RETURNS: #-Yards	12-208	3-29
INT RETURNS: #-Yards	4-73	3-27
KICK RETURN AVERAGE	37.6	24.6
PUNT RETURN AVERAGE	17.3	9.7
INT RETURN AVERAGE	18.2	9.0
FUMBLES-LOST	4-2	4-1
PENALTIES-Yards	27-290	25-205
Average Per Game	72.5	51.2
PUNTS-Yards	12-510	31-1128
Average Per Punt	42.5	36.4
Net punt average	40.1	29.0
KICKOFFS-Yards	34-2172	13-815
Average Per Kick	63.9	62.7
Net kick average	39.0	34.8
TIME OF POSSESSION/Game	29:39	30:21
3RD-DOWN Conversions	19/42	22/64
3rd-Down Pct	45%	34%
4TH-DOWN Conversions	2/5	2/5
4th-Down Pct	40%	40%
SACKS BY-Yards	8-55	5-38
MISC YARDS	34	0
TOUCHDOWNS SCORED	28	8
FIELD GOALS-ATTEMPTS	4-5	4-5
ON-SIDE KICKS	1-1	1-2
RED-ZONE SCORES	(18-20) 90%	(9-12) 75%
RED-ZONE TOUCHDOWNS	(15-20) 75%	(7-12) 58%
PAT-ATTEMPTS	(27-28) 96%	(8-8) 100%
ATTENDANCE	46946	124383
Games/Avg Per Game	2/23473	2/62192
Neutral Site Games		0/0

Score by Quarters	1st	2nd	3rd	4th	OT	Total
Appalachian State	69	59	24	55	0	207
Opponents	21	12	14	14	7	68

2018 APP STATE FOOTBALL
Appalachian State Overall Individual Statistics (as of Oct 04, 2018)
All games

Rushing	gp	att	gain	loss	net	avg	td	lg	avg/g
Moore, Jalin	4	56	376	8	368	6.6	5	81	92.0
Hicks, D'Andre	4	21	183	5	178	8.5	1	73	44.5
Thomas, Zac	4	33	195	38	157	4.8	5	54	39.2
Williams, Marc.	3	20	139	0	139	6.9	0	27	46.3
Evans, D.	4	19	129	2	127	6.7	1	42	31.8
Peoples, C.	1	9	53	0	53	5.9	0	13	53.0
Heath, D.	4	2	26	0	26	13.0	0	19	6.5
Derrick, Peyton	4	3	20	0	20	6.7	1	11	5.0
Harper, D.	2	3	10	0	10	3.3	0	6	5.0
Total	4	166	1131	53	1078	6.5	13	81	269.5
Opponents	4	149	535	118	417	2.8	6	27	104.2

Passing	gp	effic	comp-att-int	pct	yds	td	lg	avg/g
Thomas, Zac	4	180.78	58-85-3	68.2	896	8	90	224.0
Derrick, Peyton	4	260.92	10-10-0	100.0	113	2	22	28.2
Speir, Zeb	1	58.53	1-3-0	33.3	9	0	9	9.0
Huesman, Jacob	3	61.07	2-3-0	66.7	-2	0	0	-0.7
Total	4	181.53	71-101-3	70.3	1016	10	90	254.0
Opponents	4	99.51	68-125-4	54.4	688	2	46	172.0

Receiving	gp	no.	yds	avg	td	lg	avg/g
Sutton, Corey	4	15	327	21.8	3	90	81.8
Hennigan, T.	4	12	150	12.5	0	31	37.5
Williams, Malik	4	11	155	14.1	2	38	38.8
Heath, D.	4	7	153	21.9	3	64	38.2
Moore, Jalin	4	5	36	7.2	0	14	9.0
Pearson, Henry	4	4	58	14.5	0	19	14.5
Virgil, Jalen	4	4	37	9.2	0	14	9.2
Absher, Brad	4	3	13	4.3	0	9	3.2
Evans, D.	4	3	13	4.3	0	6	3.2
Purifoy, A.	4	2	25	12.5	0	20	6.2
Reed, Collin	4	2	14	7.0	1	11	3.5
Williams, Marc.	3	1	27	27.0	1	27	9.0
Papenheim, D.	1	1	8	8.0	0	8	8.0
Hicks, D'Andre	4	1	0	0.0	0	0	0.0
Total	4	71	1016	14.3	10	90	254.0
Opponents	4	68	688	10.1	2	46	172.0

Punt Returns	no.	yds	avg	td	lg
Duck, Clifton	6	128	21.3	1	62
Hennigan, T.	2	55	27.5	1	59
Jones, Steven	2	18	9.0	1	0
Heath, D.	1	3	3.0	0	3
Absher, Brad	1	4	4.0	0	4
Total	12	208	17.3	3	62
Opponents	3	29	9.7	0	29

Interceptions	no.	yds	avg	td	lg
Franklin, D.	2	49	24.5	0	46
Hayes, Tae	1	24	24.0	0	24
Smith, Kaiden	1	0	0.0	0	0
Total	4	73	18.2	0	46
Opponents	3	27	9.0	0	17

Kick Returns	no.	yds	avg	td	lg
Evans, D.	4	160	40.0	1	100
Hennigan, T.	1	28	28.0	0	28
Total	5	188	37.6	1	100
Opponents	8	197	24.6	0	52

Fumble Returns	no.	yds	avg	td	lg
Exford, Austin	0	0	0.0	1	0
Total	0	0	0.0	1	0
Opponents	0	0	0.0	0	0

2018 APP STATE FOOTBALL
Appalachian State Overall Individual Statistics (as of Oct 04, 2018)
All games

Scoring	td	fg	PAT				dxd	saf	pts
			kick	rush	rcv	pass			
Staton, C.	-	4-5	25-25	-	-	-	-	-	37
Thomas, Zac	5	-	-	-	-	-	-	-	30
Moore, Jalin	5	-	-	-	-	-	-	-	30
Sutton, Corey	3	-	-	-	-	-	-	-	18
Heath, D.	3	-	-	-	-	-	-	-	18
Evans, D.	2	-	-	-	-	-	-	-	12
Williams, Malik	2	-	-	-	-	-	-	-	12
Exford, Austin	1	-	-	-	-	-	-	-	6
Williams, Marc.	1	-	-	-	-	-	-	-	6
Hennigan, T.	1	-	-	-	-	-	-	-	6
Derrick, Peyton	1	-	-	-	-	-	-	-	6
Hicks, D'Andre	1	-	-	-	-	-	-	-	6
Jones, Steven	1	-	-	-	-	-	-	-	6
Duck, Clifton	1	-	-	-	-	-	-	-	6
Reed, Collin	1	-	-	-	-	-	-	-	6
Rubino, Michael	-	-	2-3	-	-	-	-	-	2
Total	28	4-5	27-28	-	-	-	-	-	207
Opponents	8	4-5	8-8	-	-	-	-	-	68

Total Offense	g	plays	rush	pass	total	avg/g
Thomas, Zac	4	118	157	896	1053	263.2
Moore, Jalin	4	56	368	0	368	92.0
Hicks, D'Andre	4	21	178	0	178	44.5
Williams, Marc.	3	20	139	0	139	46.3
Derrick, Peyton	4	13	20	113	133	33.2
Evans, D.	4	19	127	0	127	31.8
Peoples, C.	1	9	53	0	53	53.0
Heath, D.	4	2	26	0	26	6.5
Harper, D.	2	3	10	0	10	5.0
Speir, Zeb	1	3	0	9	9	9.0
Huesman, Jacob	3	3	0	-2	-2	-0.7
Total	4	267	1078	1016	2094	523.5
Opponents	4	274	417	688	1105	276.2

Field Goals	fg	pct.	01-19	20-29	30-39	40-49	50-99	lg	blk
Staton, C.	4-5	80.0	0-0	1-1	3-3	0-0	0-1	38	0

FG Sequence	Appalachian State	Opponents
Penn State	(38),56	(32)
Charlotte	(31)	(46),(54),(48)
Gardner-Webb	(33)	-
South Alabama	(23)	28

Numbers in (parentheses) indicate field goal was made.

Punting	no.	yds	avg	lg	tb	fc	i20	50+	blk
Howell, Clayton	11	481	43.7	53	0	5	4	2	0
Subotsch, X.	1	29	29.0	29	0	0	0	0	0
Total	12	510	42.5	53	0	5	4	2	0
Opponents	31	1128	36.4	55	1	9	6	5	2

Kickoffs	no.	yds	avg	tb	ob	retn	net	ydln
Rubino, Michael	33	2107	63.8	25	0			
Staton, C.	1	65	65.0	1	0			
Total	34	2172	63.9	26	0	24.6	39.0	26
Opponents	13	815	62.7	7	0	37.6	34.8	30

2018 APP STATE FOOTBALL
Appalachian State Overall Individual Statistics (as of Oct 04, 2018)
All games

All Purpose	g	rush	rcv	pr	kr	ir	total	avg/g
Moore, Jalin	4	368	36	0	0	0	404	101.0
Sutton, Corey	4	0	327	0	0	0	327	81.8
Evans, D.	4	127	13	0	160	0	300	75.0
Hennigan, T.	4	0	150	55	28	0	233	58.2
Heath, D.	4	26	153	3	0	0	182	45.5
Hicks, D'Andre	4	178	0	0	0	0	178	44.5
Williams, Marc.	3	139	27	0	0	0	166	55.3
Thomas, Zac	4	157	0	0	0	0	157	39.2
Williams, Malik	4	0	155	0	0	0	155	38.8
Duck, Clifton	4	0	0	128	0	0	128	32.0
Pearson, Henry	4	0	58	0	0	0	58	14.5
Peoples, C.	1	53	0	0	0	0	53	53.0
Franklin, D.	4	0	0	0	0	49	49	12.2
Virgil, Jalen	4	0	37	0	0	0	37	9.2
Purifoy, A.	4	0	25	0	0	0	25	6.2
Hayes, Tae	4	0	0	0	0	24	24	6.0
Derrick, Peyton	4	20	0	0	0	0	20	5.0
Jones, Steven	4	0	0	18	0	0	18	4.5
Absher, Brad	4	0	13	4	0	0	17	4.2
Reed, Collin	4	0	14	0	0	0	14	3.5
Harper, D.	2	10	0	0	0	0	10	5.0
Papenheim, D.	1	0	8	0	0	0	8	8.0
Total	4	1078	1016	208	188	73	2563	640.8
Opponents	4	417	688	29	197	27	1358	339.5

2018 APP STATE FOOTBALL
Appalachian State Overall Defensive Statistics (as of Oct 04, 2018)
All games

##	Defensive Leaders	gp	Tackles				Sacks no-yds	Pass defense			Fumbles		blkd	
			ua	a	tot	tfl/yds		int-yds	brup	qbh	rcv-yds	ff	kick	saf
24	Davis-Gaither	4	12	13	25	3.5-6	.	.	2	1
44	Flory, Anthony	4	11	13	24	.	.	.	1	1
59	Fehr, Jordan	4	11	8	19	0.5-3	0.5-3	.	1
4	Duck, Clifton	4	10	7	17	1.0-5	.	.	2
20	Cook, Noel	3	8	8	16	3.5-18	2.5-14	.	1	1
9	Exford, Austin	4	7	8	15	1.5-1	.	.	1	.	1-0	.	.	.
6	Franklin, D.	4	9	4	13	1.0-2	.	2-49	2	1
52	Jackson, D.	4	2	11	13	1.0-5	.	.	1	1
17	Hayes, Tae	4	7	4	11	1.0-2	.	1-24	3	.	.	.	1	.
7	Thomas, Josh	4	3	6	9	0.5-1	.	.	.	1
47	Godwin, Okon	4	4	3	7	1.5-5	0.5-3
54	McDaniel, J.	4	4	3	7	2.0-19	2.0-19	.	.	2
90	Willis, Chris	4	3	4	7	1.0-2	.	.	.	1
21	Huff, Ryan	4	3	4	7	2.0-9	0.5-3
10	Frizzell, Tim	3	3	3	6	1
97	Spurlin, Caleb	4	2	3	5	0.5-1	0.5-1
98	Scott, E.J.	4	2	2	4	0.5-1	.	.	1
27	Beach, A.J.	3	3	1	4
57	Diarrassouba, E	4	.	4	4	1.0-3	.	.	.	1
40	Doublin, Logan	3	2	2	4	1
45	Cobb, Trey	3	1	3	4
92	Stout, MyQuon	4	2	2	4	1.0-4	.	.	.	2
68	Barrett, Brody	4	1	3	4	0.5-4	0.5-4
95	Blackstock, G.	3	2	1	3	1.0-1
8	Jean-Charles, S	4	3	.	3	.	.	.	3
94	Houser, Josh	4	1	2	3
48	Taylor, D.	4	1	2	3	1.5-9	1.0-8
51	Hunter, Baer	4	2	.	2
31	Hampton, Nick	2	2	.	2
1J	Jones, Steven	4	1	1	2	2	.
22	Hicks, D'Andre	4	1	1	2
28	Person, Jay	1	1	.	1	1.0-5
5B	Bird, Tyler	4	.	1	1
66	Israel, Will	2	1	.	1
13	Smith, Kaiden	4	1	.	1	1.0-2	.	1-0
60	Hannon, Noah	4	1	.	1
41	Rubino, Michael	4	.	1	1
Total		4	127	128	255	28-108	8-55	4-73	18	14	1-0	.	3	.
Opponents		4	152	130	282	16-60	5-38	3-27	8	7	2-0	3	.	.

2018 APP STATE FOOTBALL
Appalachian State Team Game-by-Game (as of Oct 04, 2018)
All games

TEAM STATISTICS

Date	Opponent	Rushing				Receiving				Passing				Kick Returns				Punt Returns				tot off
		no.	yds	td	lg	no.	yds	td	lg	cmp-att-int	yds	td	lg	no.	yds	td	lg	no.	yds	td	lg	
Sep 01	at Penn State	37	159	2	22	26	292	2	39	26-39-1	292	2	39	3	130	1	100	1	11	0	11	451
Sep 08	at Charlotte	35	139	1	27	15	295	3	90	15-15-0	295	3	90	0	0	0	0	3	52	1	59	434
Sep 22	GARDNER-WEBB	48	432	6	81	20	260	2	64	20-27-0	260	2	64	1	28	0	28	5	87	2	62	692
Sep 29	SOUTH ALABAMA	46	348	4	54	10	169	3	44	10-20-2	169	3	44	1	30	0	30	3	58	0	52	517
Appalachian State		166	1078	13	81	71	1016	10	90	71-101-3	1016	10	90	5	188	1	100	12	208	3	62	2094
		149	417	6	27	68	688	2	46	68-125-4	688	2	46	8	197	0	52	3	29	0	29	1105

Games: 4 • Avg/rush: 6.5 • Avg/catch: 14.3 • Pass effic: 181.53 • KR avg: 37.6 • PR avg: 17.3 • All purpose avg/game: 640.8 • Total offense avg/gm: 523.5

Date	Opponent	Tackles				Sacks no-yds	Fumble		Pass Defense			blkd kick	PAT Attempts			off		
		ua	a	total	tfl-yds		ff	fr-yds	int-yds	qbh	brup		kick	rush	rcv	saf	t/o	pts
Sep 01	at Penn State	37	24	61	2.0-9	1.0-8	0	0-0	0-0	5	4	0	5-5	0	0	0	0	38
Sep 08	at Charlotte	28	48	76	9.0-35	3.0-24	0	1-0	1-47	7	3	0	6-6	0	0	0	7	45
Sep 22	GARDNER-WEBB	33	16	49	9.0-33	3.0-20	0	0-0	2-2	1	6	2	9-10	0	0	0	7	72
Sep 29	SOUTH ALABAMA	29	40	69	8.0-31	1.0-3	0	0-0	1-24	1	5	1	7-7	0	0	0	0	52
Appalachian State		127	128	255	28.0-108	8.0-55	0	1-0	4-73	14	18	3	27-28	0	0	0	14	207
		152	130	282	16.0-60	5.0-38	3	2-0	3-27	7	8	0	8-8	0	0	0	0	68

		Punting									Field Goals			Kickoffs				
Date	Opponent	no.	yds	avg	long	blkd	tb	fc	50+	i20	md-att	long	blkd	no.	yds	avg	tb	ob
Sep 01	at Penn State	6	261	43.5	53	0	0	3	1	2	1-2	38	0	6	390	65.0	5	0
Sep 08	at Charlotte	3	110	36.7	45	0	0	2	0	1	1-1	31	0	8	492	61.5	4	0
Sep 22	GARDNER-WEBB	1	49	49.0	49	0	0	0	0	1	1-1	33	0	11	715	65.0	10	0
Sep 29	SOUTH ALABAMA	2	90	45.0	53	0	0	0	1	0	1-1	23	0	9	575	63.9	7	0
Appalachian State		12	510	42.5	53	0	0	5	2	4	4-5	38	0	34	2172	63.9	26	0
		31	1128	36.4	55	2	1	9	5	6	4-5	54	1	13	815	62.7	7	0

2018 APP STATE FOOTBALL
Appalachian State Opponent Game-by-Game (as of Oct 04, 2018)
All games

OPPONENT STATISTICS

Date	Opponent	Rushing				Receiving				Passing				Kick Returns				Punt Returns				tot off
		no.	yds	td	lg	no.	yds	td	lg	cmp-att-int	yds	td	lg	no.	yds	td	lg	no.	yds	td	lg	
Sep 01	at Penn State	44	205	5	27	20	229	1	46	20-35-0	229	1	46	1	52	0	52	1	29	0	29	434
Sep 08	at Charlotte	43	95	0	16	12	108	0	28	12-25-1	108	0	28	4	101	0	46	0	0	0	0	203
Sep 22	GARDNER-WEBB	27	34	0	12	16	126	1	27	16-32-2	126	1	27	1	7	0	7	1	0	0	0	160
Sep 29	SOUTH ALABAMA	35	83	1	13	20	225	0	41	20-33-1	225	0	41	2	37	0	20	1	0	0	0	308
Opponents		149	417	6	27	68	688	2	46	68-125-4	688	2	46	8	197	0	52	3	29	0	29	1105
		166	1078	13	81	71	1016	10	90	71-101-3	1016	10	90	5	188	1	100	12	208	3	62	2094

Games: 4 • Avg/rush: 2.8 • Avg/catch: 10.1 • Pass effic: 99.51 • KR avg: 24.6 • PR avg: 9.7 • All purpose avg/game: 339.5 • Total offense avg/gm: 276.2

Date	Opponent	Tackles				Sacks no-yds	Fumble		Pass Defense			blkd kick	PAT Attempts			off		
		ua	a	total	tfl-yds		ff	fr-yds	int-yds	qbh	brup		kick	rush	rcv	saf	t/o	pts
Sep 01	at Penn State	38	38	76	6.0-26	2.0-14	1	0-0	1-0	3	3	0	6-6	0	0	0	0	45
Sep 08	at Charlotte	33	26	59	6.0-13	1.0-6	2	2-0	0-0	0	0	0	0-0	0	0	0	0	9
Sep 22	GARDNER-WEBB	52	20	72	3.0-19	2.0-18	0	0-0	0-0	1	1	0	1-1	0	0	0	0	7
Sep 29	SOUTH ALABAMA	29	46	75	1.0-2	0.0-0	0	0-0	2-27	3	4	0	1-1	0	0	0	0	7
Opponents		152	130	282	16.0-60	5.0-38	3	2-0	3-27	7	8	0	8-8	0	0	0	0	68
		127	128	255	28.0-108	8.0-55	0	1-0	4-73	14	18	3	27-28	0	0	0	14	207

		Punting									Field Goals			Kickoffs				
Date	Opponent	no.	yds	avg	long	blkd	tb	fc	50+	i20	md-att	long	blkd	no.	yds	avg	tb	ob
Sep 01	at Penn State	5	215	43.0	55	0	0	3	1	1	1-1	32	0	6	361	60.2	2	0
Sep 08	at Charlotte	6	225	37.5	52	0	0	0	1	0	3-3	54	0	4	260	65.0	4	0
Sep 22	GARDNER-WEBB	11	344	31.3	54	2	0	3	1	2	0-0	0	0	2	130	65.0	1	0
Sep 29	SOUTH ALABAMA	9	344	38.2	52	0	1	3	2	3	0-1	0	1	1	64	64.0	0	0
Opponents		31	1128	36.4	55	2	1	9	5	6	4-5	54	1	13	815	62.7	7	0
		12	510	42.5	53	0	0	5	2	4	4-5	38	0	34	2172	63.9	26	0

				Times	Times	Total		Rush	Pass	FGs	Failed to score inside RZ					
Date	Opponent	Score		In RZ	Scored	Pts	TDs	TDs	TDs	Made	FGA	Down	Int	Fumb	Half	Game
Sep 01, 2018	at Penn State	L	38-45	6	6	38	5	4	1	1	0	0	0	0	0	0
Sep 08, 2018	at Charlotte	W	45-9	2	1	3	0	0	0	1	0	1	0	0	0	0
Sep 22, 2018	GARDNER-WEBB	W	72-7	1	1	7	1	0	1	0	0	0	0	0	0	0
Sep 29, 2018	SOUTH ALABAMA	W	52-7	3	1	7	1	1	0	0	1	1	0	0	0	0
Totals				12	9	55	7	5	2	2	1	2	0	0	0	0
9 of 12 (75.0%)																

2018 APP STATE FOOTBALL
Appalachian State By-Quarter Statistics (as of Oct 04, 2018)
All games

3rd-Down Conversions

Date	Opponent	Score	Overall		1st Qtr		2nd Qtr		3rd Qtr		4th Qtr		Overtime	
Sep 01, 2018	at Penn State	L 38-45	6-16	37.5	1-3	33.3	2-4	50.0	2-4	50.0	1-4	25.0	0-1	0.0
Sep 08, 2018	at Charlotte	W 45-9	4-9	44.4	2-4	50.0	1-1	100.0	0-1	0.0	1-3	33.3		
Sep 22, 2018	GARDNER-WEBB	W 72-7	5-9	55.6	2-2	100.0	0-2	0.0	1-2	50.0	2-3	66.7		
Sep 29, 2018	SOUTH ALABAMA	W 52-7	4-8	50.0	2-3	66.7	1-2	50.0	0-2	0.0	1-1	100.0		
	Appalachian State		19-42	45.2	7-12	58.3	4-9	44.4	3-9	33.3	5-11	45.5	0-1	0.0
	Opponents		22-64	34.4	5-15	33.3	5-17	29.4	6-17	35.3	6-15	40.0	0-0	0.0

4th-Down Conversions

Date	Opponent	Score	Overall		1st Qtr		2nd Qtr		3rd Qtr		4th Qtr		Overtime	
Sep 01, 2018	at Penn State	L 38-45	2-2	100.0	0-0	0.0	0-0	0.0	0-0	0.0	1-1	100.0	1-1	100.0
Sep 08, 2018	at Charlotte	W 45-9	0-1	0.0	0-0	0.0	0-0	0.0	0-0	0.0	0-1	0.0		
Sep 22, 2018	GARDNER-WEBB	W 72-7	0-2	0.0	0-0	0.0	0-1	0.0	0-0	0.0	0-1	0.0		
Sep 29, 2018	SOUTH ALABAMA	W 52-7	0-0	0.0	0-0	0.0	0-0	0.0	0-0	0.0	0-0	0.0		
	Appalachian State		2-5	40.0	0-0	0.0	0-1	0.0	0-0	0.0	1-3	33.3	1-1	100.0
	Opponents		2-5	40.0	0-0	0.0	0-1	0.0	1-2	50.0	1-2	50.0	0-0	0.0

Time of Possession

Date	Opponent	Score	Overall		1st Qtr		2nd Qtr		3rd Qtr		4th Qtr		Overtime	
Sep 01, 2018	at Penn State	L 38-45	32:28		8:23		6:29		7:58		9:38		0:00	
Sep 08, 2018	at Charlotte	W 45-9	23:23		9:43		3:21		2:51		7:28			
Sep 22, 2018	GARDNER-WEBB	W 72-7	33:52		6:48		8:32		9:46		8:46			
Sep 29, 2018	SOUTH ALABAMA	W 52-7	28:52		5:39		8:32		5:54		8:47			
	Appalachian State	Total	118:35		30:33		26:54		26:29		34:39		0:00	
		Avg.	29:38		7:38		6:43		6:37		8:39		0:00	
	Opponents	Total	121:25		29:27		33:06		33:31		25:21		0:00	
		Avg.	30:21		7:21		8:16		8:22		6:20		0:00	

2018 APP STATE FOOTBALL
Appalachian State Game Superlatives (as of Oct 04, 2018)
All games

INDIVIDUAL GAME HIGHS

Rushes	19	Moore, Jalin vs South Alabama (Sep 29, 2018)
Yards Rushing	150	Hicks, D'Andre vs Gardner-Webb (Sep 22, 2018)
TD Rushes	2	Moore, Jalin vs Gardner-Webb (Sep 22, 2018)
	2	Thomas, Zac vs South Alabama (Sep 29, 2018)
	2	Moore, Jalin vs South Alabama (Sep 29, 2018)
Long Rush	81	Moore, Jalin vs Gardner-Webb (Sep 22, 2018)
Pass attempts	38	Thomas, Zac at Penn State (Sep 01, 2018)
Pass completions	25	Thomas, Zac at Penn State (Sep 01, 2018)
Yards Passing	295	Thomas, Zac at Charlotte (Sep 08, 2018)
TD Passes	3	Thomas, Zac at Charlotte (Sep 08, 2018)
Long Pass	90	Thomas, Zac at Charlotte (Sep 08, 2018)
Receptions	6	Sutton, Corey at Penn State (Sep 01, 2018)
Yards Receiving	155	Sutton, Corey at Charlotte (Sep 08, 2018)
TD Receptions	2	Williams, Malik at Penn State (Sep 01, 2018)
	2	Sutton, Corey at Charlotte (Sep 08, 2018)
	2	Heath, D. vs Gardner-Webb (Sep 22, 2018)
Long Reception	90	Sutton, Corey at Charlotte (Sep 08, 2018)
Field Goals	1	Staton, C. at Penn State (Sep 01, 2018)
	1	Staton, C. at Charlotte (Sep 08, 2018)
	1	Staton, C. vs Gardner-Webb (Sep 22, 2018)
	1	Staton, C. vs South Alabama (Sep 29, 2018)
Long Field Goal	38	Staton, C. at Penn State (Sep 01, 2018)
Punts	6	Howell, Clayton at Penn State (Sep 01, 2018)
Punting Avg	49.0	Howell, Clayton vs Gardner-Webb (Sep 22, 2018)
Long Punt	53	Howell, Clayton at Penn State (Sep 01, 2018)
	53	Howell, Clayton vs South Alabama (Sep 29, 2018)
Punts inside 20	2	Howell, Clayton at Penn State (Sep 01, 2018)
Long Punt Return	62	Duck, Clifton vs Gardner-Webb (Sep 22, 2018)
Long Kickoff Return	100	Evans, D. at Penn State (Sep 01, 2018)
Tackles	10	Flory, Anthony at Penn State (Sep 01, 2018)
Sacks	2.0	McDaniel, J. vs Gardner-Webb (Sep 22, 2018)
Tackles For Loss	2.0	Cook, Noel at Charlotte (Sep 08, 2018)
	2.0	McDaniel, J. vs Gardner-Webb (Sep 22, 2018)
Interceptions	1	Franklin, D. at Charlotte (Sep 08, 2018)
	1	Franklin, D. vs Gardner-Webb (Sep 22, 2018)
	1	Smith, Kaiden vs Gardner-Webb (Sep 22, 2018)
	1	Hayes, Tae vs South Alabama (Sep 29, 2018)

2018 APP STATE FOOTBALL
Appalachian State Game Superlatives (as of Oct 04, 2018)
All games

TEAM GAME HIGHS

Rushes	48	vs Gardner-Webb (Sep 22, 2018)
Yards Rushing	432	vs Gardner-Webb (Sep 22, 2018)
Yards Per Rush	9.0	vs Gardner-Webb (Sep 22, 2018)
TD Rushes	6	vs Gardner-Webb (Sep 22, 2018)
Pass attempts	39	at Penn State (Sep 01, 2018)
Pass completions	26	at Penn State (Sep 01, 2018)
Yards Passing	295	at Charlotte (Sep 08, 2018)
Yards Per Pass	19.7	at Charlotte (Sep 08, 2018)
TD Passes	3	at Charlotte (Sep 08, 2018)
	3	vs South Alabama (Sep 29, 2018)
Total Plays	76	at Penn State (Sep 01, 2018)
Total Offense	692	vs Gardner-Webb (Sep 22, 2018)
Yards Per Play	9.2	vs Gardner-Webb (Sep 22, 2018)
Points	72	vs Gardner-Webb (Sep 22, 2018)
Sacks By	3	at Charlotte (Sep 08, 2018)
	3	vs Gardner-Webb (Sep 22, 2018)
First Downs	31	vs Gardner-Webb (Sep 22, 2018)
Penalties	10	at Penn State (Sep 01, 2018)
Penalty Yards	105	at Penn State (Sep 01, 2018)
Turnovers	2	at Charlotte (Sep 08, 2018)
	2	vs South Alabama (Sep 29, 2018)
Interceptions By	2	vs Gardner-Webb (Sep 22, 2018)
Punts	6	at Penn State (Sep 01, 2018)
Punting Avg	49.0	vs Gardner-Webb (Sep 22, 2018)
Long Punt	53	at Penn State (Sep 01, 2018)
	53	vs South Alabama (Sep 29, 2018)
Punts inside 20	2	at Penn State (Sep 01, 2018)
Long Punt Return	62	vs Gardner-Webb (Sep 22, 2018)

2018 APP STATE FOOTBALL
Appalachian State Game Superlatives (as of Oct 04, 2018)
All games

OPPONENT INDIVIDUAL GAME HIGHS

Rushes	19	Sanders, Miles, at Penn State (Sep 01, 2018)
Yards Rushing	91	Sanders, Miles, at Penn State (Sep 01, 2018)
TD Rushes	2	McSorley, Trace, at Penn State (Sep 01, 2018)
	2	Sanders, Miles, at Penn State (Sep 01, 2018)
Long Rush	27	Slade, Ricky, at Penn State (Sep 01, 2018)
Pass attempts	35	McSorley, Trace, at Penn State (Sep 01, 2018)
Pass completions	20	McSorley, Trace, at Penn State (Sep 01, 2018)
	20	Orth, Evan, vs South Alabama (Sep 29, 2018)
Yards Passing	229	McSorley, Trace, at Penn State (Sep 01, 2018)
TD Passes	1	McSorley, Trace, at Penn State (Sep 01, 2018)
	1	SMITH, J., vs Gardner-Webb (Sep 22, 2018)
Long Pass	46	McSorley, Trace, at Penn State (Sep 01, 2018)
Receptions	9	BLACKMON, J., vs Gardner-Webb (Sep 22, 2018)
Yards Receiving	89	Baker, Kawaan, vs South Alabama (Sep 29, 2018)
TD Receptions	1	Hamler, KJ, at Penn State (Sep 01, 2018)
	1	BLACKMON, J., vs Gardner-Webb (Sep 22, 2018)
Long Reception	46	Hamler, KJ, at Penn State (Sep 01, 2018)
Field Goals	3	CRUZ, Jonathan, at Charlotte (Sep 08, 2018)
Long Field Goal	54	CRUZ, Jonathan, at Charlotte (Sep 08, 2018)
Punts	9	HANKINSON, C., vs Gardner-Webb (Sep 22, 2018)
	9	Waitman, Corliss, vs South Alabama (Sep 29, 2018)
Punting Avg	43.0	Gillikin, Blake, at Penn State (Sep 01, 2018)
Long Punt	55	Gillikin, Blake, at Penn State (Sep 01, 2018)
Punts inside 20	3	Waitman, Corliss, vs South Alabama (Sep 29, 2018)
Long Punt Return	29	Thompkins, D., at Penn State (Sep 01, 2018)
Long Kickoff Return	52	Hamler, KJ, at Penn State (Sep 01, 2018)
Tackles	11	Johnson, Jan, at Penn State (Sep 01, 2018)
	11	DELUCA, Ben, at Charlotte (Sep 08, 2018)
Sacks	1.0	Scott, Nick, at Penn State (Sep 01, 2018)
	1.0	Brown, Cam, at Penn State (Sep 01, 2018)
	1.0	BUTLER, Anthony, at Charlotte (Sep 08, 2018)
	1.0	SINGLETON, J., vs Gardner-Webb (Sep 22, 2018)
	1.0	REYNOLDS, D., vs Gardner-Webb (Sep 22, 2018)
Tackles For Loss	2.5	HIGHSMITH, Alex, at Charlotte (Sep 08, 2018)
Interceptions	1	Oruwariye, A., at Penn State (Sep 01, 2018)
	1	Reed, Travis, vs South Alabama (Sep 29, 2018)
	1	Nave, Gus, vs South Alabama (Sep 29, 2018)

2018 APP STATE FOOTBALL
Appalachian State Game Superlatives (as of Oct 04, 2018)
All games

OPPONENT TEAM GAME HIGHS

Rushes	44	at Penn State (Sep 01, 2018)
Yards Rushing	205	at Penn State (Sep 01, 2018)
Yards Per Rush	4.7	at Penn State (Sep 01, 2018)
TD Rushes	5	at Penn State (Sep 01, 2018)
Pass attempts	35	at Penn State (Sep 01, 2018)
Pass completions	20	at Penn State (Sep 01, 2018)
	20	vs South Alabama (Sep 29, 2018)
Yards Passing	229	at Penn State (Sep 01, 2018)
Yards Per Pass	6.8	vs South Alabama (Sep 29, 2018)
TD Passes	1	at Penn State (Sep 01, 2018)
	1	vs Gardner-Webb (Sep 22, 2018)
Total Plays	79	at Penn State (Sep 01, 2018)
Total Offense	434	at Penn State (Sep 01, 2018)
Yards Per Play	5.5	at Penn State (Sep 01, 2018)
Points	45	at Penn State (Sep 01, 2018)
Sacks By	2	at Penn State (Sep 01, 2018)
	2	vs Gardner-Webb (Sep 22, 2018)
First Downs	24	at Penn State (Sep 01, 2018)
Penalties	9	at Charlotte (Sep 08, 2018)
	9	vs South Alabama (Sep 29, 2018)
Penalty Yards	91	vs South Alabama (Sep 29, 2018)
Turnovers	2	at Charlotte (Sep 08, 2018)
	2	vs Gardner-Webb (Sep 22, 2018)
Interceptions By	2	vs South Alabama (Sep 29, 2018)
Punts	11	vs Gardner-Webb (Sep 22, 2018)
Punting Avg	43.0	at Penn State (Sep 01, 2018)
Long Punt	55	at Penn State (Sep 01, 2018)
Punts inside 20	3	vs South Alabama (Sep 29, 2018)
Long Punt Return	29	at Penn State (Sep 01, 2018)

GAME LOGS (OFFENSE)

#12 Thomas, Zac

[illegible]

Derrick, Peyton

[illegible]

#3 Evans, D

		Rushing				Receiving				Passing				Kick Returns				Punt Returns				all		
Date	Opponent	no.	yds	td	lg	no.	yds	td	lg	cmp	att	int	yds	td	lg	no.	yds	td	lg	no.	yds	td	lg	purp
Sep 01	at Penn State	3	9	0	6	2	10	0	6	0-0-0	0	0	0			3	130	1	100	0	0	0	0	145
Sep 08	at Charlotte	6	24	0	11	1	3	0	3	0-0-0	0	0	0			0	0	0	0	0	0	0	0	27
Sep 22	GARDNER-WEBB	4	33	1	15	0	0	0	0	0-0-0	0	0	0			0	0	0	0	0	0	0	0	33
Sep 29	SOUTH ALABAMA	6	61	0	42	0	0	0	0	0-0-0	0	0	0			1	30	0	30	0	0	0	0	9
Totals		19	127	1	42	3	13	0	6	0-0-0	0	0	0			4	160	1	100	0	0	0	0	300

#22 Hicks, D'Andre

[illegible]

#25 Moore, Jalin

[illegible]

#26 Williams, Marc

[illegible]

#87 Reed, Collin

[illegible]

GAME LOGS (OFFENSE)

#2 Sutton, Corey

[illegible]

#4H Heath, D.

		Rushing				Receiving				Passing				Kick Returns				Punt Returns				all		
Date	Opponent	no.	yds	td	lg	no.	yds	td	lg	cmp	att	int	yds	td	lg	no.	yds	td	lg	no.	yds	td	lg	purp
Sep 01	at Penn State	1	19	0	19	2	35	0	22	0-0-0	0	0	0	0	0	0	0	0	0	0	0	0	0	54
Sep 08	at Charlotte	0	0	0	0	1	7	1	7	0-0-0	0	0	0	0	0	0	0	0	0	0	0	0	0	7
Sep 22	GARDNER-WEBB	1	7	0	7	4	111	2	64	0-0-0	0	0	0	0	0	0	0	0	0	1	3	0	3	121
Sep 29	SOUTH ALABAMA	0	0	0	0	0	0	0	0	0-0-0	0	0	0	0	0	0	0	0	0	0	0	0	0	0
Totals		2	26	0	19	7	153	3	64	0-0-0	0	0	0	0	0	0	0	0	0	1	3	0	3	182

#5 Hennigan, T.

		Rushing				Receiving				Passing				Kick Returns				Punt Returns				all		
Date	Opponent	no.	yds	td	lg	no.	yds	td	lg	cmp	att	int	yds	td	lg	no.	yds	td	lg	no.	yds	td	lg	purp
Sep 01	at Penn State	0	0	0	0	4	28	0	14	0-0-0	0	0	0	0	0	0	0	0	0	0	0	0	0	28
Sep 08	at Charlotte	0	0	0	0	2	18	0	13	0-0-0	0	0	0	0	0	0	0	0	0	2	55	1	59	73
Sep 22	GARDNER-WEBB	0	0	0	0	2	39	0	31	0-0-0	0	0	0	0	0	1	28	0	28	0	0	0	0	67
Sep 29	SOUTH ALABAMA	0	0	0	0	4	65	0	31	0-0-0	0	0	0	0	0	0	0	0	0	0	0	0	0	65
Totals		0	0	0	0	12	150	0	31	0-0-0	0	0	0	0	0	1	28	0	28	2	55	1	59	233

#11 Virgil, Jalen

[illegible]

#14 Williams, Malik

[illegible]

#18 Absher, Brad

		Rushing				Receiving				Passing				Kick Returns				Punt Returns				all		
Date	Opponent	no.	yds	td	lg	no.	yds	td	lg	cmp	att	int	yds	td	lg	no.	yds	td	lg	no.	yds	td	lg	purps
Sep 01	at Penn State	0	0	0	0	0	0	0	0	0-0-0	0	0	0	0	0	0	0	0	0	0	0	0	0	0
Sep 08	at Charlotte	0	0	0	0	0	0	0	0	0-0-0	0	0	0	0	0	0	0	0	0	0	0	0	0	0
Sep 22	GARDNER-WEBB	0	0	0	0	3	13	0	9	0-0-0	0	0	0	0	0	0	0	0	0	1	4	0	4	17
Sep 29	SOUTH ALABAMA	0	0	0	0	0	0	0	0	0-0-0	0	0	0	0	0	0	0	0	0	0	0	0	0	0
Totals		0	0	0	0	3	13	0	9	0-0-0	0	0	0	0	0	0	0	0	0	1	4	0	4	17

#2P Purifoy. A

[illegible]

GAME LOGS (DEFENSE)

#4 Duck, Clifton

		Rushing				Receiving				Passing				Kick Returns				Punt Returns				all		
Date	Opponent	no.	yds	td	lg	no.	yds	td	lg	cmp	att	int	yds	td	lg	no.	yds	td	lg	no.	yds	td	lg	purp
Sep 01	at Penn State	0	0	0	0	0	0	0	0	0-0-0	0	0	0	0	0	0	0	0	0	1	11	0	11	11
Sep 08	at Charlotte	0	0	0	0	0	0	0	0	0-0-0	0	0	0	0	0	0	0	0	0	1	-3	0	0	-3
Sep 22	GARDNER-WEBB	0	0	0	0	0	0	0	0	0-0-0	0	0	0	0	0	0	0	0	0	1	62	1	62	62
Sep 29	SOUTH ALABAMA	0	0	0	0	0	0	0	0	0-0-0	0	0	0	0	0	0	0	0	0	3	58	0	52	58
Totals		0	0	0	0	0	0	0	0	0-0-0	0	0	0	0	0	0	0	0	0	6	128	1	62	128

		Tackles				Sacks	Fumble		Pass Defense			blkd	PAT Attempts			off		
Date	Opponent	ua	a	total	tfl-yds	no-yds	ff	fr-yds	int-yds	qbh	brup	kick	kick	rush	rcv	saf	t/o	pts
Sep 01	at Penn State	5	2	7	0.0-0	0.0-0	0	0-0	0-0	0	1	0	0-0	0	0	0	-	0
Sep 08	at Charlotte	1	2	3	0.0-0	0.0-0	0	0-0	0-0	0	1	0	0-0	0	0	0	-	0
Sep 22	GARDNER-WEBB	3	2	5	0.0-0	0.0-0	0	0-0	0-0	0	0	0	0-0	0	0	0	-	6
Sep 29	SOUTH ALABAMA	1	1	2	1.0-5	0.0-0	0	0-0	0-0	0	0	0	0-0	0	0	0	-	0
Totals		10	7	17	1.0-5	0.0-0	0	0-0	0-0	0	2	0	0-0	0	0	0	-	6

#6 Franklin, D.

Date	Opponent	ua	a	total	tfl-yds	no-yds	ff	fr-yds	int-yds	qbh	brup	kick	kick	rush	rcv	saf	t/o	pts
Sep 01	at Penn State	4	0	4	0.0-0	0.0-0	0	0-0	0-0	1	0	0	0-0	0	0	0	-	0
Sep 08	at Charlotte	1	2	3	0.0-0	0.0-0	0	0-0	1-47	0	0	0	0-0	0	0	0	-	0
Sep 22	GARDNER-WEBB	1	0	1	0.0-0	0.0-0	0	0-0	1-2	0	0	0	0-0	0	0	0	-	0
Sep 29	SOUTH ALABAMA	3	2	5	1.0-2	0.0-0	0	0-0	0-0	0	2	0	0-0	0	0	0	-	0
Totals		9	4	13	1.0-2	0.0-0	0	0-0	2-49	1	2	0	0-0	0	0	0	-	0

#7 Thomas, Josh

Date	Opponent	ua	a	total	tfl-yds	no-yds	ff	fr-yds	int-yds	qbh	brup	kick	kick	rush	rcv	saf	t/o	pts
Sep 01	at Penn State	0	2	2	0.5-1	0.0-0	0	0-0	0-0	1	0	0	0-0	0	0	0	-	0
Sep 08	at Charlotte	2	3	5	0.0-0	0.0-0	0	0-0	0-0	0	0	0	0-0	0	0	0	-	0
Sep 22	GARDNER-WEBB	1	0	1	0.0-0	0.0-0	0	0-0	0-0	0	0	0	0-0	0	0	0	-	0
Sep 29	SOUTH ALABAMA	0	1	1	0.0-0	0.0-0	0	0-0	0-0	0	0	0	0-0	0	0	0	-	0
Totals		3	6	9	0.5-1	0.0-0	0	0-0	0-0	1	0	0	0-0	0	0	0	-	0

#9 Exford, Austin

Date	Opponent	ua	a	total	tfl-yds	no-yds	ff	fr-yds	int-yds	qbh	brup	kick	kick	rush	rcv	saf	t/o	pts
Sep 01	at Penn State	2	1	3	0.0-0	0.0-0	0	0-0	0-0	0	0	0	0-0	0	0	0	-	0
Sep 08	at Charlotte	3	3	6	1.5-1	0.0-0	0	1-0	0-0	0	1	0	0-0	0	0	0	-	6
Sep 22	GARDNER-WEBB	2	1	3	0.0-0	0.0-0	0	0-0	0-0	0	0	0	0-0	0	0	0	-	0
Sep 29	SOUTH ALABAMA	0	3	3	0.0-0	0.0-0	0	0-0	0-0	0	0	0	0-0	0	0	0	-	0
Totals		7	8	15	1.5-1	0.0-0	0	1-0	0-0	0	1	0	0-0	0	0	0	-	6

#17 Hayes, Tae

Date	Opponent	ua	a	total	tfl-yds	no-yds	ff	fr-yds	int-yds	qbh	brup	kick	kick	rush	rcv	saf	t/o	pts
Sep 01	at Penn State	2	1	3	0.0-0	0.0-0	0	0-0	0-0	0	1	0	0-0	0	0	0	-	0
Sep 08	at Charlotte	2	1	3	1.0-2	0.0-0	0	0-0	0-0	0	0	0	0-0	0	0	0	-	0
Sep 22	GARDNER-WEBB	0	1	1	0.0-0	0.0-0	0	0-0	0-0	0	0	0	0-0	0	0	0	-	0
Sep 29	SOUTH ALABAMA	3	1	4	0.0-0	0.0-0	0	0-0	1-24	0	2	1	0-0	0	0	0	-	0
Totals		7	4	11	1.0-2	0.0-0	0	0-0	1-24	0	3	1	0-0	0	0	0	-	0

#20 Cook, Noel

Date	Opponent	ua	a	total	tfl-yds	no-yds	ff	fr-yds	int-yds	qbh	brup	kick	kick	rush	rcv	saf	t/o	pts
Sep 08	at Charlotte	3	4	7	2.0-15	1.0-11	0	0-0	0-0	1	1	0	0-0	0	0	0	-	0
Sep 22	GARDNER-WEBB	0	2	2	0.5-0	0.5-0	0	0-0	0-0	0	0	0	0-0	0	0	0	-	0
Sep 29	SOUTH ALABAMA	5	2	7	1.0-3	1.0-3	0	0-0	0-0	0	0	0	0-0	0	0	0	-	0
Totals		8	8	16	3.5-18	2.5-14	0	0-0	0-0	1	1	0	0-0	0	0	0	-	0

GAME LOGS (DEFENSE)

#24 Davis-Gaither

Date	Opponent	Tackles				Sacks no-yds	Fumble		Pass Defense			blkd kick	PAT Attempts			off		
		ua	a	total	tfl-yds		ff	fr-yds	int-yds	qbh	brup		kick	rush	rcv	saf	t/o	pts
Sep 01	at Penn State	3	3	6	0.5-0	0.0-0	0	0-0	0-0	0	0	0	0-0	0	0	0	-	0
Sep 08	at Charlotte	4	4	8	0.5-0	0.0-0	0	0-0	0-0	1	0	0	0-0	0	0	0	-	0
Sep 22	GARDNER-WEBB	3	0	3	1.0-1	0.0-0	0	0-0	0-0	0	1	0	0-0	0	0	0	-	0
Sep 29	SOUTH ALABAMA	2	6	8	1.5-5	0.0-0	0	0-0	0-0	0	1	0	0-0	0	0	0	-	0
Totals		12	13	25	3.5-6	0.0-0	0	0-0	0-0	1	2	0	0-0	0	0	0	-	0

#44 Flory, Anthony

Date	Opponent	Tackles				Sacks no-yds	Fumble		Pass Defense			blkd kick	PAT Attempts			off		
		ua	a	total	tfl-yds		ff	fr-yds	int-yds	qbh	brup		kick	rush	rcv	saf	t/o	pts
Sep 01	at Penn State	4	6	10	0.0-0	0.0-0	0	0-0	0-0	1	1	0	0-0	0	0	0	-	0
Sep 08	at Charlotte	3	3	6	0.0-0	0.0-0	0	0-0	0-0	0	0	0	0-0	0	0	0	-	0
Sep 22	GARDNER-WEBB	1	2	3	0.0-0	0.0-0	0	0-0	0-0	0	0	0	0-0	0	0	0	-	0
Sep 29	SOUTH ALABAMA	3	2	5	0.0-0	0.0-0	0	0-0	0-0	0	0	0	0-0	0	0	0	-	0
Totals		11	13	24	0.0-0	0.0-0	0	0-0	0-0	1	1	0	0-0	0	0	0	-	0

#47 Godwin, Okon

Date	Opponent	Tackles				Sacks no-yds	Fumble		Pass Defense			blkd kick	PAT Attempts			off		
		ua	a	total	tfl-yds		ff	fr-yds	int-yds	qbh	brup		kick	rush	rcv	saf	t/o	pts
Sep 01	at Penn State	2	2	4	0.0-0	0.0-0	0	0-0	0-0	0	0	0	0-0	0	0	0	-	0
Sep 08	at Charlotte	0	1	1	0.5-3	0.5-3	0	0-0	0-0	0	0	0	0-0	0	0	0	-	0
Sep 22	GARDNER-WEBB	1	0	1	0.0-0	0.0-0	0	0-0	0-0	0	0	0	0-0	0	0	0	-	0
Sep 29	SOUTH ALABAMA	1	0	1	1.0-2	0.0-0	0	0-0	0-0	0	0	0	0-0	0	0	0	-	0
Totals		4	3	7	1.5-5	0.5-3	0	0-0	0-0	0	0	0	0-0	0	0	0	-	0

#48 Taylor, D.

Date	Opponent	Tackles				Sacks no-yds	Fumble		Pass Defense			blkd kick	PAT Attempts			off		
		ua	a	total	tfl-yds		ff	fr-yds	int-yds	qbh	brup		kick	rush	rcv	saf	t/o	pts
Sep 01	at Penn State	1	0	1	1.0-8	1.0-8	0	0-0	0-0	0	0	0	0-0	0	0	0	-	0
Sep 08	at Charlotte	0	1	1	0.5-1	0.0-0	0	0-0	0-0	0	0	0	0-0	0	0	0	-	0
Sep 22	GARDNER-WEBB	0	0	0	0.0-0	0.0-0	0	0-0	0-0	0	0	0	0-0	0	0	0	-	0
Sep 29	SOUTH ALABAMA	0	1	1	0.0-0	0.0-0	0	0-0	0-0	0	0	0	0-0	0	0	0	-	0
Totals		1	2	3	1.5-9	1.0-8	0	0-0	0-0	0	0	0	0-0	0	0	0	-	0

#52 Jackson, D.

Date	Opponent	Tackles				Sacks no-yds	Fumble		Pass Defense			blkd kick	PAT Attempts			off		
		ua	a	total	tfl-yds		ff	fr-yds	int-yds	qbh	brup		kick	rush	rcv	saf	t/o	pts
Sep 01	at Penn State	1	0	1	0.0-0	0.0-0	0	0-0	0-0	0	0	0	0-0	0	0	0	-	0
Sep 08	at Charlotte	0	4	4	0.0-0	0.0-0	0	0-0	0-0	1	0	0	0-0	0	0	0	-	0
Sep 22	GARDNER-WEBB	1	2	3	0.5-1	0.0-0	0	0-0	0-0	0	1	0	0-0	0	0	0	-	0
Sep 29	SOUTH ALABAMA	0	5	5	0.5-4	0.0-0	0	0-0	0-0	0	0	0	0-0	0	0	0	-	0
Totals		2	11	13	1.0-5	0.0-0	0	0-0	0-0	1	1	0	0-0	0	0	0	-	0

#54 McDaniel, J.

Date	Opponent	Tackles				Sacks no-yds	Fumble		Pass Defense			blkd kick	PAT Attempts			off		
		ua	a	total	tfl-yds		ff	fr-yds	int-yds	qbh	brup		kick	rush	rcv	saf	t/o	pts
Sep 01	at Penn State	1	1	2	0.0-0	0.0-0	0	0-0	0-0	0	0	0	0-0	0	0	0	-	0
Sep 08	at Charlotte	0	0	0	0.0-0	0.0-0	0	0-0	0-0	2	0	0	0-0	0	0	0	-	0
Sep 22	GARDNER-WEBB	3	0	3	2.0-19	2.0-19	0	0-0	0-0	0	0	0	0-0	0	0	0	-	0
Sep 29	SOUTH ALABAMA	0	2	2	0.0-0	0.0-0	0	0-0	0-0	0	0	0	0-0	0	0	0	-	0
Totals		4	3	7	2.0-19	2.0-19	0	0-0	0-0	2	0	0	0-0	0	0	0	-	0

#57 Diarrassouba, E

Date	Opponent	Tackles				Sacks no-yds	Fumble		Pass Defense			blkd kick	PAT Attempts			off		
		ua	a	total	tfl-yds		ff	fr-yds	int-yds	qbh	brup		kick	rush	rcv	saf	t/o	pts
Sep 01	at Penn State	0	0	0	0.0-0	0.0-0	0	0-0	0-0	0	0	0	0-0	0	0	0	-	0
Sep 08	at Charlotte	0	2	2	0.5-1	0.0-0	0	0-0	0-0	0	0	0	0-0	0	0	0	-	0
Sep 22	GARDNER-WEBB	0	2	2	0.5-2	0.0-0	0	0-0	0-0	1	0	0	0-0	0	0	0	-	0
Sep 29	SOUTH ALABAMA	0	0	0	0.0-0	0.0-0	0	0-0	0-0	0	0	0	0-0	0	0	0	-	0
Totals		0	4	4	1.0-3	0.0-0	0	0-0	0-0	1	0	0	0-0	0	0	0	-	0

GAME LOGS (DEFENSE & SPECIAL TEAMS)

#59 Fehr, Jordan

		Tackles				Sacks	Fumble		Pass Defense			blkd	PAT Attempts			off		
Date	Opponent	ua	a	total	tfl-yds	no-yds	ff	fr-yds	int-yds	qbh	brup	kick	kick	rush	rcv	saf	t/o	pts
Sep 01	at Penn State	6	3	9	0.0-0	0.0-0	0	0-0	0-0	0	0	0	0-0	0	0	0	-	0
Sep 08	at Charlotte	1	1	2	0.5-3	0.5-3	0	0-0	0-0	0	0	0	0-0	0	0	0	-	0
Sep 22	GARDNER-WEBB	3	0	3	0.0-0	0.0-0	0	0-0	0-0	0	1	0	0-0	0	0	0	-	0
Sep 29	SOUTH ALABAMA	1	4	5	0.0-0	0.0-0	0	0-0	0-0	0	0	0	0-0	0	0	0	-	0
Totals		11	8	19	0.5-3	0.5-3	0	0-0	0-0	0	1	0	0-0	0	0	0	-	0

#90 Willis, Chris

Date	Opponent	ua	a	total	tfl-yds	no-yds	ff	fr-yds	int-yds	qbh	brup	kick	kick	rush	rcv	saf	t/o	pts
Sep 01	at Penn State	0	1	1	0.0-0	0.0-0	0	0-0	0-0	0	0	0	0-0	0	0	0	-	0
Sep 08	at Charlotte	1	2	3	0.0-0	0.0-0	0	0-0	0-0	1	0	0	0-0	0	0	0	-	0
Sep 22	GARDNER-WEBB	2	0	2	1.0-2	0.0-0	0	0-0	0-0	0	0	0	0-0	0	0	0	-	0
Sep 29	SOUTH ALABAMA	0	1	1	0.0-0	0.0-0	0	0-0	0-0	0	0	0	0-0	0	0	0	-	0
Totals		3	4	7	1.0-2	0.0-0	0	0-0	0-0	1	0	0	0-0	0	0	0	-	0

#92 Stout, MyQuon

Date	Opponent	Tackles				Sacks	Fumble		Pass Defense			blkd	PAT Attempts			off		
		ua	a	total	tfl-yds	no-yds	ff	fr-yds	int-yds	qbh	brup	kick	kick	rush	rcv	saf	t/o	pts
Sep 01	at Penn State	0	0	0	0.0-0	0.0-0	0	0-0	0-0	1	0	0	0-0	0	0	0	-	0
Sep 08	at Charlotte	0	2	2	0.0-0	0.0-0	0	0-0	0-0	0	0	0	0-0	0	0	0	-	0
Sep 22	GARDNER-WEBB	1	0	1	1.0-4	0.0-0	0	0-0	0-0	0	0	0	0-0	0	0	0	-	0
Sep 29	SOUTH ALABAMA	1	0	1	0.0-0	0.0-0	0	0-0	0-0	1	0	0	0-0	0	0	0	-	0
Totals		2	2	4	1.0-4	0.0-0	0	0-0	0-0	2	0	0	0-0	0	0	0	-	0

#97 Spurlin, Caleb

		Tackles				Sacks	Fumble		Pass Defense			blkd	PAT Attempts			off		
Date	Opponent	ua	a	total	tfl-yds	no-yds	ff	fr-yds	int-yds	qbh	brup	kick	kick	rush	rcv	saf	t/o	pts
Sep 01	at Penn State	1	0	1	0.0-0	0.0-0	0	0-0	0-0	0	0	0	0-0	0	0	0	-	0
Sep 08	at Charlotte	0	1	1	0.0-0	0.0-0	0	0-0	0-0	0	0	0	0-0	0	0	0	-	0
Sep 22	GARDNER-WEBB	0	1	1	0.5-1	0.5-1	0	0-0	0-0	0	0	0	0-0	0	0	0	-	0
Sep 29	SOUTH ALABAMA	1	1	2	0.0-0	0.0-0	0	0-0	0-0	0	0	0	0-0	0	0	0	-	0
Totals		2	3	5	0.5-1	0.5-1	0	0-0	0-0	0	0	0	0-0	0	0	0	-	0

#98 Scott, E.J.

Date	Opponent	Tackles				Sacks	Fumble		Pass Defense			blkd	PAT Attempts			off		
		ua	a	total	tfl-yds	no-yds	ff	fr-yds	int-yds	qbh	brup	kick	kick	rush	rcv	saf	t/o	pts
Sep 01	at Penn State	0	0	0	0.0-0	0.0-0	0	0-0	0-0	0	0	0	0-0	0	0	0	-	0
Sep 08	at Charlotte	0	0	0	0.0-0	0.0-0	0	0-0	0-0	0	0	0	0-0	0	0	0	-	0
Sep 22	GARDNER-WEBB	1	0	1	0.0-0	0.0-0	0	0-0	0-0	0	1	0	0-0	0	0	0	-	0
Sep 29	SOUTH ALABAMA	1	2	3	0.5-1	0.0-0	0	0-0	0-0	0	0	0	0-0	0	0	0	-	0
Totals		2	2	4	0.5-1	0.0-0	0	0-0	0-0	0	1	0	0-0	0	0	0	-	0

#30 Howell, Clayton

Date	Opponent	Punting										Field Goals			Kickoffs				
		no.	yds	avg	long	blkd	tb	fc	50+	i20		md-att	long	blkd	no.	yds	avg	tb	ob
Sep 01	at Penn State	6	261	43.5	53	0	0	3	1	2		0-0	0	0	0	0	0.0	0	0
Sep 08	at Charlotte	2	81	40.5	45	0	0	2	0	1		0-0	0	0	0	0	0.0	0	0
Sep 22	GARDNER-WEBB	1	49	49.0	49	0	0	0	0	1		0-0	0	0	0	0	0.0	0	0
Sep 29	SOUTH ALABAMA	2	90	45.0	53	0	0	0	1	0		0-0	0	0	0	0	0.0	0	0
Totals		11	481	43.7	53	0	0	5	2	4		0-0	0	0	0	0	0.0	0	0

#41 Rubino, Michael

Date	Opponent	Punting										Field Goals			Kickoffs				
		no.	yds	avg	long	blkd	tb	fc	50+	i20		md-att	long	blkd	no.	yds	avg	tb	ob
Sep 01	at Penn State	0	0	0.0	0	0	0	0	0	0		0-0	0	0	6	390	65.0	5	0
Sep 08	at Charlotte	0	0	0.0	0	0	0	0	0	0		0-0	0	0	8	492	61.5	4	0
Sep 22	GARDNER-WEBB	0	0	0.0	0	0	0	0	0	0		0-0	0	0	10	650	65.0	9	0
Sep 29	SOUTH ALABAMA	0	0	0.0	0	0	0	0	0	0		0-0	0	0	9	575	63.9	7	0
Totals		0	0	0.0	0	0	0	0	0	0		0-0	0	0	33	2107	63.8	25	0

#91 Staton, C.

Date	Opponent	Punting										Field Goals			Kickoffs				
		no.	yds	avg	long	blkd	tb	fc	50+	i20		md-att	long	blkd	no.	yds	avg	tb	ob
Sep 01	at Penn State	0	0	0.0	0	0	0	0	0	0		1-2	38	0	0	0	0.0	0	0
Sep 08	at Charlotte	0	0	0.0	0	0	0	0	0	0		1-1	31	0	0	0	0.0	0	0
Sep 22	GARDNER-WEBB	0	0	0.0	0	0	0	0	0	0		1-1	33	0	1	65	65.0	1	0
Sep 29	SOUTH ALABAMA	0	0	0.0	0	0	0	0	0	0		1-1	23	0	0	0	0.0	0	0
Totals		0	0	0.0	0	0	0	0	0	0		4-5	38	0	1	65	65.0	1	0

GAME 1							Final (OT)
APP STATE	10	0	0	28	0	—	38
No. 9 Penn State	7	3	14	14	7	—	45

Sept. 1 - Beaver Stadium - University Park, Pa. - 105,232



GAME NOTES

The attendance of 105,232 is the third-largest crowd for an App State game. The 2007 upset of Michigan drew 109,218 fans, and App State's visit to Michigan in 2014 drew a crowd of 106,811.

Redshirt freshman Peyton Derrick prolonged a fourth-quarter TD drive by throwing a 22-yard strike to Dominique Heath on a fourth-and-2 play from the 24 with a shaken-up Thomas sidelined for one snap following a 15-yard scramble.

Anthony Flory made a team-high nine tackles. Fellow inside linebacker Jordan Fehr contributed eight tackles as one of six first-time starters for one of the nation's youngest teams, and Demetrius Taylor recorded a first-half sack.

Darrynton Evans' 100-yard kickoff return is only the second one of that maximum length in program history. Keith Nash had a 100-yard return against Lenoir-Rhyne in 1968.

It was App State's first kickoff return for a TD since Evans had a 94-yard return in the 2016 Camellia Bowl. Evans redshirted in 2017, so he had a kickoff return for a touchdown in two straight games. It marked two TDs in a span of three returns, as he had a 14-yard return after his 94-yard return in the bowl game.

App State's last kickoff return of 95 yards or longer occurred when Tony Washington had a 99-yard return for a touchdown against Wofford in 2012.

App State's first-time starters were quarterback Zac Thomas, right guard Baer Hunter, receiver Corey Sutton, defensive end Elijah Diarrassouba, outside linebacker Tim Frizzell and inside linebacker Jordan Fehr.

TEAM TOTALS	APP	PSU
FIRST DOWNS		
Total	22	24
Rushing	8	10
Passing	13	11
Penalty	1	3
RUSHING		
Total (Net)	159	205
Attempts	37	44
Avg. Per Rush	4.3	4.7
Rushing TDs	2	5
Yds. Gained	177	220
Yds. Lost	18	15
PASSING		
Total (Net)	292	229
Comp.-Att.-Int.	26-39-1	20-35-0
Avg. / Att.	7.5	6.5
Avg. / Comp.	11.2	11.4
TDs	2	1
TOTAL OFFENSE		
Yards	451	434
Plays	76	79
Avg. / Play	5.9	5.5
Fumbles - Lost	1-0	0-0
Penalties - Yds.	10-105	2-10
PUNTING		
Punts - Yds.	6-261	5-215
Avg. / Punt	43.5	43.0
Inside 20	2	1
50+ Yds.	1	1
Touchbacks	0	0
Fair Catch	3	3
KICKOFFS		
Total - Yds.	6-390	6-361
Avg. Yds. / Kickoff	65.0	60.2
Touchbacks	5	2
RETURNS		
Punt: Total - Yds. - TDs	1-11-0	1-29-0
Punt: Avg. / Return	11.0	29.0
Kickoff: Total - Yds. - TDs	3-130-1	1-52-0
Kickoff: Avg. / Return	43.3	52.0
INT: Total - Yds. - TDs	0-0-0	1-0-0
Fumble: Total - Yds. - TDs	0-0-0	0-0-0
MISCELLANEOUS		
Misc. Yards	0	0
Poss. Time	32:28	27:32
3rd. Down Conv.	6 of 16	6 of 15
4th. Down Conversions	2 of 2	1 of 2
Red-Zone: Scores - Chances	3-4	6-6
Sacks: Total - Yds.	1-8	2-14
PAT: Total - Made	5-5	6-6
Field Goals: Total - Made	1-2	1-1

App State Roars Back, Falls in OT at No. 9 Penn State

UNIVERSITY PARK, Pa. — On the field, Penn State players and coaches took turns congratulating Appalachian State players for the effort they had put forth. They received similar words of encouragement from their own coaches.

Fans of the Nittany Lions even gave coach Scott Satterfield and other members of the Mountaineers a standing ovation as they exited the field.

On the 11-year anniversary of Appalachian's memorable upset of a Big Ten opponent, a trip to Happy Valley had plenty of peaks, but No. 9 Penn State pulled out a 45-38 overtime victory in front of 105,232 fans.

Trailing by 14 points with less than eight minutes remaining, App State (0-1) posted three straight touchdowns, moving ahead 38-31 after Jalin Moore scored on a 16-yard touchdown run with 1:47 left.

Penn State quarterback Trace McSorley's 15-yard touchdown pass helped tie the game with 42 seconds left, App State kicker Chandler Staton had enough distance on a 56-yard field goal attempt that sailed wide to the right with 15 seconds remaining and the Nittany Lions scored in the first session of overtime on a 4-yard run by Miles Sanders. Right after Appalachian running back Darrynton Evans made a fourth-down conversion with a 1-yard run to the 15, Amani Oruwariye came down with an acrobatic interception in the end zone to end the thriller.

Evans had a 100-yard touchdown on a first-quarter kickoff return to provide a glimpse into the resiliency that the Mountaineers would show, and new starting quarterback Zac Thomas accounted for three fourth-quarter touchdowns before finishing with 313 total yards, including 270 through the air. He completed 25 of his 38 pass attempts.

Sophomore receiver Malik Williams came through with the first two touchdown catches of his career, and Moore rushed for 88 yards.

SCORING SUMMARY

Team	Qtr	Time	Scoring Play	Conv.	Plays	Time	Score
PSU	1st	12:02	McSorley 12 yd run	Pinegar kick	7-75	2:58	0-7
APP	1st	11:48	Evans 100 yd kickoff return	Staton kick	0	0:14	7-7
APP	1st	4:10	Staton 38 yd FG		12-60	6:37	10-7
PSU	2nd	0:12	Pinegar 32 yd FG		12-77	4:32	10-10
PSU	3rd	9:41	McSorley 10 yd run	Pinegar kick	8-65	3:22	10-17
PSU	3rd	2:41	Slade 7 yd run	Pinegar kick	8-72	3:40	10-24
APP	4th	13:39	Williams 17 yd pass from Thomas	Staton kick	10-75	4:02	17-24
PSU	4th	11:17	Sanders 2 yd run	Pinegar kick	6-75	2:22	17-31
APP	4th	7:40	Williams 24 yd pass from Thomas	Staton kick	9-80	3:32	24-31
APP	4th	6:03	Thomas 1 yd run	Staton kick	4-53	1:36	31-31
APP	4th	1:47	Moore 16 yd run	Staton kick	4-42	1:12	38-31
PSU	4th	0:42	Hamler 15 yd pass from McSorley	Pinegar kick	7-48	0:57	38-38
PSU	OT	15:00	Sanders 4 yd run	Pinegar kick	4-25	0:00	38-45

STAT LEADERS

APPALACHIAN STATE					PENN STATE				
Rushing	Att.	Yds	TD		Rushing	Att.	Yds	TD	
Moore	18	92	1		Sanders	19	91	2	
Thomas	15	43	1		McSorley	12	53	2	
Heath	1	19	0		Slade	6	39	1	
Evans	3	9	0		Allen	6	25	0	
Totals	37	159	2		TEAM	1	-3	0	
Passing	Cmp-Att-Int	Yds	TD		Passing	Cmp-Att-Int	Yds	TD	
Thomas	25-38-1	270	2		McSorley	20-35-0	229	1	
Derrick	1-1-0	22	0		Totals	20-35-0	229	1	
Totals	26-39-1	292	2						
Receiving	No.	Yds	TD		Receiving	No.	Yds	TD	
Sutton	6	87	0		Johnson	5	67	0	
Moore	5	36	0		Hamler	3	67	1	
Williams, Malik	4	66	2		Sanders	3	20	0	
Hennigan	4	28	0		Allen	3	18	0	
Heath	2	35	0		Holland	2	36	0	
Evans	2	10	0		Polk	2	19	0	
Virgil	1	14	0		Dalton	1	2	0	
Pearson	1	8	0		Totals	20	229	1	
Papenheim	1	8	0						
Totals	26	292	2						

GAME 2					FINAL
APP STATE	10	14	7	14	— 45
Charlotte	0	9	0	0	— 9

Sept. 8 - Richardson Stadium - Charlotte, N.C. - 19,151



GAME NOTES

Zac Thomas became the first App State or Sun Belt quarterback to finish a game with at least 10 completions and no incompletions.

The highest completion percentage by an App State quarterback with at least 10 completions had been 95.2 from Logan Hallock, who went 20 of 21 for 230 yards while coming off the bench against Western Carolina in 2012. Hallock replaced an injured Jamal Jackson and completed the first 20 passes of his career before throwing an incompletion.

The highest completion percentage by a Sun Belt quarterback with at least 10 completions had been 93.8, accomplished by Troy's Corey Robinson when he went 30 of 32 against UAB in 2013.

The 90-yard touchdown reception by Corey Sutton ranks as the longest receiving touchdown in school history because Otis Smith didn't score on a 95-yard connection with current App State head coach Scott Satterfield against Western Carolina in 1994.

Before Saturday, an App State player had gained 150 receiving yards in a game 25 times, and Sutton was the first App State player to reach 150 yards with less than four catches. The only 150-plus game with less than five catches came from Brian Quick, who had 172 yards on four receptions against Wofford in 2008.

Thomas Hennigan's punt return for a touchdown was App State's first score on a punt return since Bobo Beathard went 33 yards against Louisiana in 2014. Hennigan had the longest punt return since Dexter Jackson scored from 68 and 86 yards out against Gardner-Webb in 2006.

The 36-point differential was App State's largest margin of victory on the road since a 59-14 win at ULM in 2015.

TEAM TOTALS	APP	CLT
FIRST DOWNS		
Total	18	15
Rushing	7	8
Passing	9	4
Penalty	2	3
RUSHING		
Total (Net)	139	95
Attempts	35	43
Avg. Per Rush	4.0	2.2
Rushing TDs	1	0
Yds. Gained	153	129
Yds. Lost	14	34
PASSING		
Total (Net)	295	108
Comp.-Att.-Int.	15-15-0	12-25-1
Avg. / Att.	19.7	4.3
Avg. / Comp.	19.7	9.0
TDs	3	0
TOTAL OFFENSE		
Yards	434	203
Plays	50	68
Avg. / Play	8.7	3.0
Fumbles - Lost	3-2	1-1
Penalties - Yds.	5-55	9-80
PUNTING		
Punts - Yds.	3-110	6-225
Avg. / Punt	36.7	37.5
Inside 20	1	0
50+ Yds.	0	1
Touchbacks	0	0
Fair Catch	2	0
KICKOFFS		
Total - Yds.	8-492	4-260
Avg. Yds. / Kickoff	61.5	65.0
Touchbacks	4	4
RETURNS		
Punt: Total - Yds. - TDs	3-52-1	0-0-0
Punt: Avg. / Return	17.3	0
Kickoff: Total - Yds. - TDs	0-0-0	4-101-0
Kickoff: Avg. / Return	0	25.3
INT: Total - Yds. - TDs	1-47-0	0-0-0
Fumble: Total - Yds. - TDs	0-0-1	0-0-0
MISCELLANEOUS		
Misc. Yards	0	0
Poss. Time	23:23	36:37
3rd. Down Conv.	4 of 9	8 of 17
4th. Down Conversions	0 of 1	0 of 1
Red-Zone: Scores - Chances	3-4	1-2
Sacks: Total - Yds.	3-24	1-6
PAT: Total - Made	6-6	0-0
Field Goals: Total - Made	1-1	3-3

Mountaineers Claim Record-Setting Win At Charlotte

CHARLOTTE, N.C. — Zac Thomas' perfect game as a passer highlighted a complete performance from Appalachian State, which scored touchdowns on offense, defense and special teams in a 45-9 road victory against Charlotte on Saturday night.

Thomas went 14 of 14 for 295 yards and three touchdowns through the air, marking the first time an App State or Sun Belt quarterback finished a game with at least 10 completions and no incompletions. He also had a 5-yard rushing touchdown as the Mountaineers (1-1) amassed 434 total yards in front of a record 19,151 fans at Richardson Stadium.

Charlotte native Corey Sutton was Thomas' top target, catching three passes for 155 yards. Sutton had TDs of 27 and 90 yards, with his fourth-quarter score now ranking as the longest receiving touchdown in school history. Otis Smith didn't score on a 95-yard connection with Satterfield, then App State's quarterback, in 1994.

Thomas Hennigan reached the end zone on a 59-yard punt return, and App State senior Austin Exford recovered a fumble in the end zone to close the scoring in the first meeting between the two in-state FBS programs.

Exford (six tackles, including 1.5 for loss), Noel Cook (seven tackles with one sack), Akeem Davis-Gaither (team-high eight tackles), Anthony Flory (six tackles) and Desmond Franklin (47-yard interception return) led a defense that recorded three sacks, nine tackles for loss and seven quarterback hurries while keeping the 49ers (1-1) out of the end zone. Charlotte trailed 24-9 at halftime after it kicked second-quarter field goals covering 46, 54 and 48 yards.

SCORING SUMMARY

Team	Qtr	Time	Scoring Play	Conv.	Plays	Time	Score
APP	1st	10:25	Staton 31 yd FG		9-61	4:35	3-0
APP	1st	1:03	Thomas 5 yd run	Staton kick	7-71	2:58	10-0
CLT	2nd	9:05	Cruz, J. 46 yd FG		11-47	6:58	10-3
APP	2nd	6:46	Sutton 27 yd pass from Thomas, Staton kick		6-75	2:19	17-3
CLT	2nd	1:37	Cruz, J. 54 yd FG		10-39	5:09	17-6
APP	2nd	0:43	Heath 7 yd pass from Thomas Staton kick		5-75	0:54	24-6
CLT	2nd	0:08	Cruz, J. 48 yd FG		5-13	0:35	24-9
APP	3rd	6:01	Hennigan 59 yd punt return Staton kick				31-9
APP	4th	14:45	Sutton 90 yd pass from Thomas Staton kick		2-83	0:37	38-9
APP	4th	9:28	Exford 0 yd fumble recovery Staton kick				45-9

STAT LEADERS

APPALACHIAN STATE

Rushing	Att.	Yds	TD
Moore	11	38	0
Williams Jr.	4	31	0
Thomas	8	29	1
Evans	6	24	0
Derrick	1	11	0
Hicks	5	6	0
Totals	35	153	1
Passing	Cmp-Att-Int	Yds	TD
Thomas	14-14-0	295	3
Derrick	0-0-0	0	0
Huesman	1-1-0	0	0
Totals	15-15-0	295	3
Receiving	No.	Yds	TD
Sutton	3	155	2
Williams Mal.	3	51	0
Pearson	3	50	0
Hennigan	2	18	0
Virgil	1	11	0
Heath	1	7	1
Evans	1	3	0
Hicks	1	0	0
Totals	15	295	3

CHARLOTTE

Rushing	Att.	Yds	TD
LeMay	7	35	0
McAllister	7	30	0
Klugh	10	23	0
Camp	6	13	0
McGaugh	3	3	0
Bent	1	1	0
Dollar	1	-2	0
Reynolds	8	-8	0
Totals	43	129	0
Passing	Cmp-Att-Int	Yds	TD
Reynolds	12-22-1	108	0
Klugh	0-2-0	0	0
Team	0-1-0	0	0
Totals	12-25-1	108	0
Receiving	No.	Yds	TD
Kofa	2	35	0
Tucker	4	33	0
LeMay	3	26	0
McAllister	1	13	0
Quattlebaum	2	1	0
Totals	12	108	0

GAME 3					FINAL
Gardner-Webb	7	0	0	0	— 7
APP STATE	28	24	14	6	— 72

Sept. 22 - Kidd Brewer Stadium - Boone, N.C. - 21,084



GAME NOTES

App State put up 692 total yards during a performance that, in terms of scoring, ranks behind only a 115-0 win against Piedmont in 1936 and a 79-35 win against Western Carolina in 2007. In the modern era, it was App State's largest margin of victory since a 66-0 shutout of Campbell in 2014.

The Mountaineers have scored four special teams touchdowns in three games. Before Steven Jones recovered his own punt block in the end zone and Clifton Duck reached the end zone on a 62-yard punt return, Thomas Hennigan had a 59-yard punt return for a touchdown against Charlotte in Week 2 and Darrynton Evans had a 94-yard kickoff return for a touchdown against Penn State.

Steven Jones blocked two punts to tie the school record also held by Dino Hackett (two blocks during his 27-tackle game vs. East Tennessee State in 1985) and Chuck Hill (two blocks against both Liberty and Western Carolina in 1987).

Steven Jones accounted for App State's first touchdown via a punt block/return since Scott Cornatzer recovered a blocked punt in the end zone against Chattanooga in 2001.

Appalachian rushed for 432 yards (its highest total since posting 441 and 469 in back-to-back games against Troy and Georgia State in 2014) and finished with 692 total yards (its highest total since posting 697 vs. Presbyterian in 2008).

App State has had a pair of 100-yard backs in two straight home games, as D'Andre Hicks (150 rushing yards on 11 carries) and Jalin Moore (119 yards on eight carries) reached that mark against Gardner-Webb. Moore had 110 yards and Daetrich Harrington gained 118 in last year's home finale against Louisiana.

TEAM TOTALS	GWU	APP
FIRST DOWNS		
Total	11	31
Rushing	5	18
Passing	5	13
Penalty	1	0
RUSHING		
Total (Net)	34	432
Attempts	27	48
Avg. Per Rush	1.3	9.0
Rushing TDs	0	6
Yds. Gained	71	451
Yds. Lost	37	19
PASSING		
Total (Net)	126	260
Comp.-Att.-Int.	16-32-2	20-27-0
Avg. / Att.	3.9	9.6
Avg. / Comp.	7.9	13.0
TDs	1	2
TOTAL OFFENSE		
Yards	160	692
Plays	59	75
Avg. / Play	2.7	9.2
Fumbles - Lost	1-0	0-0
Penalties - Yds.	5-24	8-85
PUNTING		
Punts - Yds.	11-344	1-49
Avg. / Punt	31.3	49.0
Inside 20	2	1
50+ Yds.	1	0
Touchbacks	0	0
Fair Catch	3	0
KICKOFFS		
Total - Yds.	2-130	11-715
Avg. Yds. / Kickoff	65.0	65.0
Touchbacks	1	10
RETURNS		
Punt: Total - Yds. - TDs	1-0-0	5-87-2
Punt: Avg. / Return	0.0	17.4
Kickoff: Total - Yds. - TDs	1-7-0	1-28-0
Kickoff: Avg. / Return	7.0	28.0
INT: Total - Yds. - TDs	0-0-0	2-2-0
Fumble: Total - Yds. - TDs	0-0-0	0-0-0
MISCELLANEOUS		
Misc. Yards	0	0
Poss. Time	26:08	33:52
3rd. Down Conv.	4 of 15	5 of 9
4th. Down Conversions	0 of 0	0 of 2
Red-Zone: Scores - Chances	1-1	6-6
Sacks: Total - Yds.	2-18	3-20
PAT: Total - Made	1-1	9-10
Field Goals: Total - Made	0-0	1-1

App State Rolls to Lopsided Win in Home Opener

BOONE, N.C. — Appalachian State showed no signs of rust in its 2018 debut at The Rock.

The Mountaineers rolled to a 72-7 home win against Gardner-Webb on Saturday afternoon in Kidd Brewer Stadium. Playing a week after the scheduled home opener against Southern Miss was canceled because of Hurricane Florence, App State (2-1) scored twice on special teams during a 52-point first half and posted the third-highest point total in program history.

“Everybody had ants in their pants — we were ready,” senior running back Jalin Moore said. “We’ve been waiting on it since we heard the Southern Miss game was canceled.”

Steven Jones tied a school record with two blocked punts, including one that he recovered in the end zone for a touchdown that followed Zac Thomas’ 64-yard scoring strike to Dominique Heath (111 receiving yards) in the opening minute, and Clifton Duck’s 62-yard punt return for a score helped push App State ahead 42-7 with 12:42 left in the half.

One of six quarterbacks to see action for Appalachian, Thomas completed 11 of his 15 pass attempts for 185 yards before sitting out the entire second half, and a career-long run of 81 yards from Moore highlighted a two-touchdown performance in which he rushed for 119 yards on his eight first-quarter carries. He was the second-leading rusher behind D’Andre Hicks, who capped a 150-yard effort with a 73-yard touchdown run in the fourth quarter.

SCORING SUMMARY

Team	Qtr	Time	Scoring Play	Conv.	Plays	Time	Score
APP	1st	14:00	Heath 64 yd pass from Thomas	Staton kick	3-75	1:00	7-0
APP	1st	11:53	Jones 0 yd blocked punt return	Staton kick			14-0
GW	1st	7:55	Blackmon 14 yd pass from Smith	Jackson kick	11-75	3:58	14-7
APP	1st	2:32	Moore 1 yd run	Staton kick	12-72	5:14	21-7
APP	1st	0:08	Moore 81 yd run	Staton kick	2-92	0:25	28-7
APP	2nd	14:06	Evans 9 yd run	Staton kick	1-9	0:07	35-7
APP	2nd	12:42	Duck 62 yd punt return	Staton kick			42-7
APP	2nd	9:50	Thomas 12 yd run	Staton kick	5-59	1:52	49-7
APP	2nd	0:00	Staton 33 yd FG		10-57	3:41	52-7
APP	3rd	7:18	Heath 19 yd pass from Derrick	Rubino kick	11-88	5:42	59-7
APP	3rd	0:42	Derrick 3 run	Rubino kick	6-73	2:43	66-7
APP	4th	3:13	Hicks 73 yd run	kick failed	5-90	2:34	72-7

STAT LEADERS

GARDNER-WEBB					APPALACHIAN STATE				
Rushing	Att.	Yds	TD		Rushing	Att.	Yds	TD	
Myers	7	15	0		Hicks	11	150	1	
Smith	7	9	0		Moore	8	119	2	
Moses	1	5	0		Peoples	9	53	0	
Cagle	12	5	0		Williams Jr.	7	49	0	
Totals	27	34	0		Evans	4	33	1	
Passing	Cmp-Att-Int	Yds	TD		Harper <td>3</td> <td>10</td> <td>0</td> <td></td>	3	10	0	
Smith	13-27-2	117	1		Thomas	4	8	1	
Myers	3-5-0	9	0		Heath	1	7	0	
Totals	16-32-2	126	1		Derrick	1	3	0	
Receiving	No.	Yds	TD		Totals	48	432	6	
Blackmon	9	57	1		Passing	Cmp-Att-Int	Yds	TD	
Horton	3	37	0		Thomas	11-15-0	185	1	
Lee	1	15	0		Derrick	7-7-0	68	1	
Gathings	1	7	0		Speir	1-3-0	9	0	
Collins	1	6	0		Huesman	1-2-0	-2	0	
Brown	1	4	0		Gibbs	0-0-0	0	0	
Totals	16	126	1		Wilson	0-0-0	0	0	
Returning	No.	Yds	TD		Totals	20-27-0	260	2	
Heath	4	111	2		Receiving	No.	Yds	TD	
Sutton	4	39	0		Heath	4	111	2	
Williams, Mal.	4	38	0		Sutton	4	39	0	
Absher	3	13	0		Williams, Mal.	4	38	0	
Hennigan	2	39	0		Absher	3	13	0	
Reed	1	11	0		Hennigan	2	39	0	
Purifoy	1	5	0		Reed	1	11	0	
Virgil	1	4	0		Purifoy	1	5	0	
Totals	20	260	2		Virgil	1	4	0	

GAME 4						FINAL
South Alabama	7	0	0	0	—	7
APP STATE	21	21	3	7	—	52

Sept. 29 - Kidd Brewer Stadium - Boone, N.C. - 25,862



GAME NOTES

App State has given up single-digit points in three straight games for the first time since 1998. That year, the Mountaineers had four in a row with, in order, a 31-6 win against Wofford, a 28-7 win against Chattanooga, a 51-0 win against VMI and a 19-0 win against Eastern Kentucky.

In App State's last two Sun Belt games, it has posted its largest margin of victory in a Sun Belt game (49 points in a 63-14 win against Louisiana in the 2017 home finale) and a tie for the second-largest margin of victory in a Sun Belt game (45 points in both the game against South Alabama and a 59-14 win at ULM in 2015).

With 123 rushing yards on Saturday, Jalin Moore increased his career total to 3,538 and moved into sixth place on App State's all-time list. He passed Chip Hooks, who ran for 3,472 yards from 1991-94. The top five rushers on the career list are Marcus Cox (5,103 from 2013-16), Kevin Richardson (4,804 from 2004-07), John Settle (4,409 from 1983-86), Armanti Edwards (4,361 2006-09) and Damon Scott (4,800 1993-96).

When Tae Hayes blocked a field goal in the last minute of the first half, it was App State's first blocked field goal since Deuce Robinson recorded one on a 28-yard attempt by South Alabama in 2014.

Senior receiver Brad Absher made his first career start a week after pulling in a career-high three catches, and sophomore running back Darrynton Evans also made his first career start. He lined up in the slot and was the intended target on a pass.

Michael Rubino recorded touchbacks on seven of his nine kickoffs. He has 16 touchbacks in 19 attempts over the last two games.

TEAM TOTALS	USA	APP
FIRST DOWNS		
Total	16	28
Rushing	4	15
Passing	10	8
Penalty	2	5
RUSHING		
Total (Net)	83	348
Attempts	35	46
Avg. Per Rush	2.4	7.6
Rushing TDs	1	4
Yds. Gained	115	350
Yds. Lost	32	2
PASSING		
Total (Net)	225	169
Comp.-Att.-Int.	20-33-1	10-20-2
Avg. / Att.	6.8	8.5
Avg. / Comp.	11.3	16.9
TDs	0	3
TOTAL OFFENSE		
Yards	308	517
Plays	68	66
Avg. / Play	4.5	7.8
Fumbles - Lost	2-0	0-0
Penalties - Yds.	9-91	4-45
PUNTING		
Punts - Yds.	9-344	2-90
Avg. / Punt	38.2	45.0
Inside 20	3	0
50+ Yds.	2	1
Touchbacks	1	0
Fair Catch	3	0
KICKOFFS		
Total - Yds.	1-64	9-575
Avg. Yds. / Kickoff	64.0	63.9
Fumble: Total - Yds. - TDs	0	7
RETURNS		
Punt: Total - Yds. - TDs	1-0-0	3-58-0
Punt: Avg. / Return	0.0	19.3
Kickoff: Total - Yds. - TDs	2-37-0	1-30-0
Kickoff: Avg. / Return	18.5	30.0
INT: Total - Yds. - TDs	2-27-0	1-24-0
Fumble: Total - Yds. - TDs	0-0-0	0-0-0
MISCELLANEOUS		
Misc. Yards	0	34
Poss. Time	31:08	28:52
3rd. Down Conv.	4 of 17	4 of 8
4th. Down Conversions	1 of 2	0 of 0
Red-Zone: Scores - Chances	1-3	6-6
Sacks: Total - Yds.	0-0	1-3
PAT: Total - Made	1-1	7-7
Field Goals: Total - Made	0-1	1-1

App State Surges to Big Win in Sun Belt Opener

BOONE, N.C. — Appalachian State's first league game resembled its nonconference finale from the previous weekend.

The Mountaineers took control with another first-half explosion, at one point scoring five consecutive touchdowns to claim a big lead in a 52-7 victory against South Alabama on homecoming Saturday at Kidd Brewer Stadium.

After the Jaguars responded to quarterback Zac Thomas' 54-yard touchdown run with a tying score midway through the first quarter, App State (3-1, 1-0) benefited from two Jalin Moore touchdown runs, another Thomas touchdown run and a pair of Thomas touchdown passes (to Corey Sutton and running back Marcus Williams Jr.) to take a 42-7 lead into halftime of its Sun Belt Conference opener.

Appalachian's offensive, defensive and special teams units excelled again, just like they did while producing a 52-7 halftime lead in a 72-7 home win against Gardner-Webb. Adding in a 45-9 win at Charlotte, the Mountaineers have scored at least 45 points in three straight games for the first time in program history, and they have given up single-digit points in three straight games for the first time since 1998.

App State's special teams came up with several more big plays, as Clifton Duck had a 52-yard punt return to set up a touchdown and Tae Hayes recorded the program's first blocked field goal since a 2014 game against South Alabama. Hayes also made a third-quarter interception as the defense forced six three-and-outs and limited the Jaguars (1-4, 1-1) to 308 total yards, 209 fewer than Appalachian's total of 517.

Outside linebackers Akeem Davis-Gaither and Noel Cook combined for 15 tackles.

SCORING SUMMARY

Team	Qtr	Time	Scoring Play	Conv.	Plays	Time	Score
APP	1st	13:11	Thomas 54 yd run	Staton kick	6-69	1:49	7-0
USA	1st	06:12	Baker 2 yd run	Patterson kick	8-70	2:45	7-7
APP	1st	5:37	Moore 7 yd run	Staton kick	2-38	0:35	14-7
APP	1st	3:10	Thomas 7 yd run	Staton kick	2-25	0:25	21-7
APP	2nd	12:22	Sutton 2 yd pass from Thomas	Staton kick	6-86	2:57	28-7
APP	2nd	4:45	Moore 2 yd run	Staton kick	12-69	5:03	35-7
APP	2nd	2:41	Will. Mar. 27 yd pass from Thomas	Staton kick	2-37	0:35	42-7
APP	3rd	0:46	Staton 23 yd FG		7-86	3:29	45-7
APP	4th	3:04	Reed 3 yd pass from Derrick	Staton kick	13-95	7:40	52-7

STAT LEADERS

SOUTH ALABAMA					APPALACHIAN STATE				
Rushing	Att.	Yds	TD		Rushing	Att.	Yds	TD	
Minter	9	44	0		Moore	19	123	2	
Baker	8	17	1		Thomas	6	77	2	
Miller	1	11	0		Evans	6	61	0	
Harris	2	9	0		Williams, Marc.	9	59	0	
Mayo	5	6	0		Hicks	5	22	0	
Moore	2	5	0		Derrick	1	6	0	
Orth	5	4	0		Totals	46	348	4	
Team	1	0	0						
Sutherland	1	-5	0		Passing	Cmp-Att-Int	Yds	TD	
Johnson	1	-8	0		Thomas	8-18-2	146	2	
Totals	35	83	1		Derrick	2-2-0	23	1	
					Totals	10-20-2	169	3	
Passing	Cmp-Att-Int	Yds	TD		Receiving				
Orth	20-33-1	225	0		No.	Yds	TD		
Totals	20-33-1	225	0		Hennigan	4	65	0	
					Sutton	2	46	1	
Receiving	No.	Yds	TD		Williams, Marc.	1	27	1	
Way	7	63	0		Purifoy	1	20	0	
Baker	4	89	0		Virgil	1	8	0	
McCray	3	43	0		Reed	1	3	1	
Harris	1	15	0		Totals	10	169	3	
Smith	1	13	0						
Flenord	1	5	0						
Moore	1	2	0						
Taylor	1	-2	0						
Minter	1	-3	0						
Totals	20	225	0						

2018 ROSTER BREAKDOWN

LETTERMEN RETURNING: 58 (Offense: 27 | Defense: 27 | Special Teams: 4)

LETTERMEN LOST: 25 (Offense: 16 | Defense: 8 | Special Teams: 1)

STARTERS RETURNING: 11

OFFENSE: 6

Pos.	#	Player	Height	Weight	Class	Notes
RB	25	Jalin Moore	5-11	207	Sr.	Dollar General Bowl MVP with three TDs and 125 rushing yards on 22 carries
WR	5	Thomas Hennigan	6-1	206	So.	Seven TD catches in 2017 ranked 2nd among the nation's true freshman WRs
WR	14	Malik Williams	5-10	183	So.	Had 19 receptions, threw a TD pass and rushed for a TD as a true freshman
LT	75	Victor Johnson	6-5	296	Jr.	Two-year starter at LT helped App rank 2nd in FBS in sacks allowed (8) in 2017
LG	58	Ryan Neuzil	6-3	280	So.	App State averaged 286.4 rushing yards per game in his five starts to end 2017
C	60	Noah Hannon	6-1	270	So.	Started all 13 games as a true freshman and had no bad snaps in 871 plays

DEFENSE: 5

Pos.	#	Player	Height	Weight	Class	Notes
NT	92	MyQuon Stout	6-1	280	Sr.	2017 co-captain had 41 tackles to rank third among Sun Belt interior linemen
ILB	44	Anthony Flory	6-1	232	Sr.	Defensive MVP of Dollar General Bowl was 2nd on 2017 team with 87 tackles
CB	4	Clifton Duck	5-10	170	Jr.	Eleven picks (6 in 2017, 5 in 2016) in previous two seasons tied for 1st in FBS
CB	17	Tae Hayes	5-11	183	Sr.	Four INTs, 16 passes defended (tied for 2nd in Sun Belt) and 53 tackles in 2017
FS	6	Desmond Franklin	6-0	200	Jr.	49 tackles (31 solo), three INTs, one forced fumble and one recovery in 2017

SPECIAL TEAMS: 4

Pos.	#	Player	Height	Weight	Class	Notes
PK	91	Chandler Staton	5-11	184	So.	8 of 9 on field goals, including 53-yard conversion, and 31 of 31 on PATs in 2017
P	39	Xavier Subotsch	6-1	193	So.	Fair catches on 22 of 55 punts in 2017, with 16 punts downed inside the 20
LS	93	Elias McMurry	6-0	237	Sr.	Phil Steele's first-team all-league snapper in 2017 with starting streak up to 39
KO	41	Michael Rubino	6-3	215	Jr.	Averaged 61.3 yards per kickoff with 29 touchbacks in 81 attempts last season

OTHER RETURNING PLAYERS WHO STARTED AT LEAST ONE GAME (number of starts in parentheses)

Offense: LG Chandler Greer (4), LG Tobias Edge-Campbell (4), RB Marcus Williams Jr. (3), TE Collin Reed (2), TE Devin Papenheim (2), WR Jalen Virgil (1)

Defense: DE Okon Godwin (6), FS Josh Thomas (3), OLB Akeem Davis-Gaither (3), OLB Noel Cook (1)

STARTERS LOST: 11

OFFENSE: 5

Pos.	#	Player	Height	Weight	Notes
QB	11	Taylor Lamb	6-2	200	Started last 49 games and set school (as well as Sun Belt) record with 90 touchdown passes
WR	2	Ike Lewis	5-10	180	Led team with 51 catches for 733 yards and eight TDs, plus 22 kick returns for 575 yards
TE	86	Levi Duffield	6-2	220	Made 11 starts at tight end and caught six passes for 97 yards and two touchdowns
RG	70	Colby Gossett	6-6	320	Minnesota Vikings sixth-round draft pick helped App State go 36-10 in his 46 career starts
RT	50	Beau Nunn	6-4	306	Detroit Lions free-agent signee had PFF grade in the top 20 among 260-plus FBS tackles

DEFENSE: 6

Pos.	#	Player	Height	Weight	Notes
DE	42	Tee Sims	6-3	265	Had 9.5 sacks in 10 games last season and 16.5 sacks in 22 games over the last two years
DE	51	Caleb Fuller	6-0	241	Former walk-on started all 13 games last year and had 1.5 sacks in the 34-0 bowl shutout
ILB	45	Eric Boggs	6-3	236	Finished career with 45 consecutive starts, 347 tackles, 12.5 sacks and eight interceptions
OLB	28	Devan Stringer	5-11	208	Started 43 times in 46 games and had 217 tackles, 19.0 TFLs and 6.5 sacks in his career
OLB	31	Rashaad Townes	6-2	239	Ranked 5th nationally with four forced fumbles while also posting 5.0 sacks and 51 tackles
SS	10	A.J. Howard	5-11	200	Arizona Cardinals free-agent signee had 38 starts and 219 tackles in 51 career games

LAST TIME IT HAPPENED

TEAM STATS

TEAM STATS	APPALACHIAN STATE	OPPONENT
Scored 40-49 Points	9/22/18, Charlotte (45)	9/1/18, Penn State (45)
Scored 50-59 Points	9/29/18, South Alabama (52)	11/4/17, ULM (52)
Scored 60-69 Points	12/2/17, Louisiana (63)	9/3/11, Virginia Tech (66)
Scored 70-79 Points	9/22/18, Gardner-Webb (72)	10/7/78, Chattanooga (72)
Recorded a Safety	9/9/17, Savannah State	12/19/15, Ohio
Recorded a Shutout	12/23/17, Toledo (34-0)	11/5/05, LSU (24-0)
Rushed for 400+ Yards	9/22/18, Gardner-Webb (432)	9/25/14, Georgia Southern (408)
Rushed for 300-399 Yards	9/29/18, South Alabama (348)	11/5/15, Arkansas State (309)
Rushed for Less Than 50 Yards	12/3/11, Maine (3)	9/22/18, Gardner-Webb (34)
Passed for 400+ Yards	10/21/17, Coastal Carolina (472)	11/9/13, Georgia (441)
Passed for 300-399 Yards	11/4/17, ULM (339)	11/4/17, ULM (356)
Passed for Less Than 50 Yards	12/4/10, Western Illinois (47)	9/9/17, Savannah State (37)
Gained Over 500 Yards Total Offense	9/29/18, South Alabama (517)	11/4/17, ULM (569)
Gained Less Than 100 Yards Total Offense	9/7/91, Clemson (84)	11/1/14, Georgia State (62)
Recorded 25 or More First Downs	9/29/18, South Alabama (28)	11/4/17, ULM (28)
Was Penalized 100 Yards	9/1/18 (10-for-105), Penn State	9/9/17, (9-for-104) Savannah State
Defense Intercepted Three Passes	10/7/17, New Mexico State (6)	9/12/15, Clemson (3)
Overcame Halftime Deficit to Win	10/21/17, Coastal Carolina (Trailed 19-17 before winning 37-29)	9/1/16, Tennessee (App led 13-3 at half, Tenn. won 20-13 in OT)
Trailed After Three Quarters, Rallied to Win	10/14/17, Idaho (Trailed 20-7 before winning 23-20)	11/4/17, ULM (Appalachian led 38-35 before losing 52-45)
Won Game on Final Offensive Play	12/19/15, Ohio (Zach Matics 23 yd. field goal as time expired)	10/28/17, UMass (Logan Laurent 36-yd field goal in OT)
Won Game on Final Defensive Play	10/12/02, Furman (Josh Jeffries PAT Interception, Derrick Black 96-Yd Return)	Never Accomplished

INDIVIDUAL STATS

INDIVIDUAL STATS	APPALACHIAN STATE	OPPONENT
75+ Yard Run	9/22/18, Jalin Moore vs. Gardner-Webb (81)	10/28/17, Marquis Young, UMass (95)
100-199 Yards Rushing, Game	9/29/18, Jalin Moore vs. South Alabama (123)	11/4/17, Derrick Gore, at ULM (103)
Two Players 100+ Rush Yards	9/22/18, D'Andre Hicks (150), Jalin Moore (119), GWU	Never Accomplished
200+ Yards Rushing, Game	11/25/17, Jalin Moore at Georgia State (239)	10/3/15, Brian Hill, Wyoming (208)
Three Rushing TDs, Game	12/23/17, Jalin Moore vs. Toledo (3)	11/3/12, William Banks, Georgia Southern (3)
Four Rushing TDs, Game	10/30/09, Armanti Edwards at Furman (4)	10/2/04, Terrell Harris, Texas State (4)
80+ Yard Pass Completion	9/8/18, Zac Thomas to Corey Sutton, at Charlotte (90)	9/8/12, Trent McKinney to Dan Moore, Montana (87)
300+ Yards Passing, Game	11/4/17, Taylor Lamb at ULM (339)	11/4/17, Caleb Evans, at ULM (356)
20 Pass Completions, Game	9/1/18, Zac Thomas at Penn State (25)	9/1/18, Trace McSorley, at Penn State (21)
Four TD Passes, Game	12/2/17, Taylor Lamb vs. Louisiana (4)	12/1/12, Matt Brown, Illinois State (5)
300+ Yards Total Offense, Game	9/8/18, Zac Thomas at Charlotte (304, 295 passing)	11/4/17, Caleb Evans, at ULM (403, 356 passing)
Scored Five TDs, Game	10/4/86, John Settle vs. Davidson (5)	10/13/84, Robert Surratt, Marshall (5)
10 Receptions, Game	10/26/13, Andrew Peacock vs. Georgia Southern (10)	12/1/12, Tyrone Walker, Illinois State (10)
100-149 Receiving Yards, Game	9/22/18, Dominique Heath vs. Gardner-Webb (111)	11/4/17, R.J. Turner, at ULM (134)
150+ Receiving Yards, Game	9/8/18, Corey Sutton at Charlotte (155)	10/11/14, Dante Shells, Liberty (164)
Three Receiving TDs, Game	12/2/17, Thomas Hennigan vs. Louisiana (4)	8/30/14, Devin Funchess, Michigan (3)
50+ Yard Field Goal	11/9/17, Chandler Staton vs. Ga. Southern (53)	11/25/17, Brandon Wright, at Georgia State (50)
Made Three Field Goals, Game	10/22/16, Michael Rubino vs. Idaho (3)	9/8/18, Jonathan Cruz, at Charlotte (3)
70+ Yard Punt	10/17/09, Sam Martin at Wofford (74)	11/3/07, Mark Kaspar, The Citadel (72)
Returned Kickoff for TD	9/1/18, Darrynton Evans vs. Penn State (100)	11/4/17, Marcus Green, at ULM (95)
Returned Punt for TD	9/22/18, Clifton Duck vs. Gardner-Webb (62)	11/15/14, Blaise Taylor, Arkansas State (38)
Returned Blocked Punt for TD	9/22/18, Steven Jones vs. Gardner-Webb (0)	8/30/14, Ben Gedeon, Michigan (32)
Blocked a Punt	11/25/17, Caleb Fuller at Georgia State	11/5/16, Texas State
Returned Interception for TD	11/12/16, A.J. Howard at Troy (71)	12/19/15, Quenton Poling, Ohio (20)
Returned Fumble for TD	9/8/18, Austin Exford at Charlotte (0)	9/9/17, Stephen Dorsey, Savannah State (45)
Blocked a Field Goal	9/29/18, Tae Hayes vs. South Alabama	9/23/17, Scotty Washington vs. Wake Forest
Returned Blocked FG for TD	10/28/06, Corey Lynch vs. Furman (79)	Never Accomplished
PAT Returned for Two Points	11/13/10, Troy Sanders vs. Wofford	11/25/00, Chris Archie, Troy State