APPSTATE 2018 FOOTBALL GAME NOTES

APPSTATESPORTS.COM

@APPSTATESPORTS
@APPSTATE_FB

@APPSTATESPORTS
@APPSTATEFOOTBALL

@APPSTATESPORTS
@APPSTATE_FB

#APPSTATE
#MAKEANIMPACT

#10STRONG
#RQ2K18

2016, 2017 SUN BELT CONFERENCE CHAMPIONS | 2015 CAMELLIA BOWL CHAMPS | 2016 CAMELLIA BOWL CHAMPS | 2017 DOLLAR GENERAL BOWL CHAMPS
2005, 2006, 2007 FCS NATIONAL CHAMPIONS | 12-TIME SOUTHERN CONFERENCE CHAMPS (1986-2012) | 6-TIME NORTH STATE CHAMPS (1931-56)

ESPNU
Doug Sherman, Play-by-Play
Roddy Jones, Analyst

APP STATE IMG NETWORK
Adam Witten, Play-by-Play
Pierre Banks, Analyst
Molly Cotten, Sideline

Today's affiliates: 97.3 FM (North Wilkesboro) - FLAGSHIP, 96.5 FM/1450 AM (Boone), 1270 AM (Gastonia/Charlotte), 1150 AM (Rock Hill, SC/Charlotte), 101.5 FM/600 AM (Greensboro/Winston-Salem/High Point), 107.7 FM/1450 AM (Hendersonville), 1350 AM (Asheville), 99.3/96.5 FM (Raleigh-Durham)

Listen online at **appstatesports.com** and via the TuneIn app.

#25 Appalachian State
MOUNTAINEERS
(5-1, 3-0 Sun Belt)

Head Coach
Scott Satterfield
Career: 46-23/6th year
At App State: Same

GAME 7
Date: Thursday, Oct. 25
Time: 7:30 p.m.
Network: ESPNU
Location: Statesboro, Ga.
Venue: Allen E. Paulson Stadium (Turf)
Last Game:
App State: W, 27-17, vs. Louisiana
GS: W, 48-31, at New Mexico State
App State in the Rankings:
No. 25 AP (79 voting points)
78 voting points in Coaches Poll (26th)
Series: App State leads 19-13-1 (3-1 FBS)
Last Year: App State, W, 27-6 in Boone
2016 at GS: App State, W, 34-10

Georgia Southern
EAGLES
(6-1, 3-0 Sun Belt)

Head Coach
Chad Lunsford
Career: 8-5/1st full year
At GS: Same

APP STATE COACHING STAFF

On the sideline:
Scott Satterfield, head coach
Bryan Brown, DC/cornerbacks
Shawn Clark, co-OC/O-line
Stu Holt, RBs/special teams
Mark Ivey, assistant HC/D-line
Dale Jones, co-DC/ILBs
Justin Watts, wide receivers
Dalton Brown, grad assistant

In the booth:
Nic Cardwell, tight ends
Greg Gasparato, safeties
Frank Ponce, co-OC/QBs
D.J. Smith, outside linebackers
Phillip Hicks, grad assistant

APP STATE STATISTICAL LEADERS

PASSING
Zac Thomas | #12 | So. | Trussville, Ala.
2018: 80-for-132 passing, 1,146 yards, 11 TDs, 4 INTs

RECEIVING
Corey Sutton | #2 | So. | Cornelius, N.C.
2018: 17 catches, 366 yards, 4 TDs

RUSHING
Darrynton Evans | #3 | So. | Oak Hill, Fla.
2018: 61 attempts, 425 yards, 3 TDs, 7.0 yards per rush

DEFENSE
Akeem Davis-Gaither | #24 | Jr. | Thomasville, N.C.
2018: 54 tackles, 5.5 TFLs, 1.0 sack, 4 PBUs

at #9/10 Penn State University Park, Pa.	**Saturday, Sept. 1** L, 45-38 (OT)	BTN
at Charlotte Charlotte, N.C.	**Saturday, Sept. 8** W, 45-9	ESPN+
SOUTHERN MISS BOONE, N.C.	**Saturday, Sept. 15** Canceled	
GARDNER-WEBB BOONE, N.C.	**Saturday, Sept. 22** W, 72-7	ESPN+
SOUTH ALABAMA* BOONE, N.C.	**Saturday, Sept. 29** W, 52-7	ESPN+
at Arkansas State* Jonesboro, Ark.	**Tuesday, Oct. 9** W, 35-9	ESPN2
LOUISIANA* BOONE, N.C.	**Saturday, Oct. 20** W, 27-17	ESPN+
at Georgia Southern* Statesboro, Ga.	**Thursday, Oct. 25** 7:30 p.m.	ESPNU
at Coastal Carolina* Conway, S.C.	**Saturday, Nov. 3** 5 p.m.	ESPN+
at Texas State* San Marcos, Texas	**Saturday, Nov. 10** 4 p.m.	ESPN3
GEORGIA STATE* BOONE, N.C.	**Saturday, Nov. 17** 2:30 p.m.	ESPN+
TROY* BOONE, N.C.	**Saturday, Nov. 24** 2:30 p.m.	ESPN+

APP STATE STORYLINES

- Ranked No. 25 in this week's AP Poll, App State has earned its first Top 25 ranking as an FBS member. In its fifth FBS season following an FCS run that included three straight national titles, Appalachian is the only program with a bowl win in each of its first three eligible seasons after the complete transition, and it has now tied for the highest ranking ever for a Sun Belt team.

- Troy's one-week appearance at No. 25 in the AP Poll during the 2016 season is the only other case of a Sun Belt team being ranked in either poll. With a school-record 78 voting points in this week's Amway Coaches Poll, the Mountaineers lead the others receiving votes category.

- At 41-10 in its last 51 games, App State is tied for fifth nationally in that span, as the list includes Alabama (48-3), Clemson (47-4), Ohio State (45-6), Oklahoma (42-9) and Wisconsin (41-10). In the same span, App State is 30-3 vs. Sun Belt teams (with two titles) and 14-2 in league road games.

- App State has played Georgia Southern annually since 1993, when the Eagles joined the Mountaineers in the Southern Conference, and Thursday will be the first time since 2000 that they meet with both teams possessing at least a 3-0 conference record. Prior to 2014, when they both joined the Sun Belt, they had three showdowns as top-five FCS teams (2011, 2000, 1998) and nine total matchups as top-15 FCS teams (also 2012, 2004, 2002, 2001, 1999, 1995).

- App State leads the Sun Belt in scoring offense (44.8, No. 5 FBS), scoring defense (15.7, No. 11 FBS), total defense (294.8 yards, No. 8 FBS), total offense (476.0 yards, No. 17 FBS), yards per rush (6.3, No. 4 FBS), defensive three-and-outs per game (6.33, No. 1 FBS), rushing yards allowed per game (112.3, No. 18 FBS) and special teams TDs (four, tied for No. 1 FBS).

APP STATE STRATEGIC COMMUNICATIONS

Joey Jones
Associate Athletics Director
Primary Football Contact
Email: jonesj7@appstate.edu
Cell phone: 828-964-7183

Bret Strelow
Communications Director
Secondary Football Contact
Email: strelowb@appstate.edu
Cell phone: 828-963-3069

Chase Colliton
Email: collitoncj@appstate.edu
Andrew Korba
Email: korbaam@appstate.edu
Katie Mathewson
Email: mathewsonkm@appstate.edu
Tyler Hotz, Taylor Story, Noah Gerringer
Student Interns

Mailing Address
App State Strategic Communications
PO Box 32116
Boone, NC 28608

Overnight Address
App State Strategic Communications
Appalachian Athletics Center
425 Jack Branch Drive
Boone, NC 28608

APP STATE MEDIA SCHEDULE - ARKANSAS STATE WEEK

SUNDAY	MONDAY	TUESDAY	WEDNESDAY	THURSDAY	FRIDAY
• Practice closed (No interviews)	• Scott Satterfield appearance on Sun Belt weekly coaches call at 11:30 a.m. ET Practice open to media	• Practice closed (No interviews) • Mountaineer Talk at 7 p.m. (no interviews)	• Travel day	• Game Day	• Practice closed (No interviews)

WHEN REFERENCING APPALACHIAN STATE,

PLEASE USE:

- Appalachian State University
- Appalachian State
- Appalachian
- App State
- Mountaineers
- Apps
- Pronunciation: app-uh-LATCH-in

PLEASE *DO NOT* USE:

- ASU
- Appy State
- Appy

APPALACHIAN STATE OFFICIAL MARKS

Primary (Block A)

Secondary (Victory Yosef)

MEDIA POLICIES/INFORMATION

During a standard week with a Saturday game, the Tuesday and Wednesday practices will be open to media members. Those practices often run from 4 p.m. until 6 p.m. each day, but times and availability are subject to change.

Media members will be able to interview head coach Scott Satterfield as well as select App State student-athletes and assistant coaches after those practices. Practices not designated as "open to media" will be closed. All practices are closed to the public.

Based on the number of interview requests and in order to make the process as effective and efficient as possible for all parties involved, defensive assistants and student-athletes who play defense will be available along with Satterfield on Tuesday. On Wednesday, offensive assistants and student-athletes who play offense will be available along with Satterfield. The availability of specialists will be determined by specific requests.

Media members are asked to communicate their plans for attendance and submit interview requests to Joey Jones or Bret Strelow before each open practice begins in order to assist App State Athletics in meeting everyone's needs.

Media attending practice are forbidden from reporting (e.g. tweeting, blogging, etc.) on anything until after the post-practice interviews have been conducted. This includes media who leave practice early.

Videographers, photographers and reporters taking videos with their smart phones must shoot individual drills only and use tight shots with no formations revealed.

POSTGAME INTERVIEWS

For home games, Satterfield will hold his postgame press conference in the Mountaineer Room in the second floor auditorium of the Ricks Athletics Center. Afterward, a press conference with two offensive players and a press conference with two defensive players will be held at the same location.

Those players will be chosen based on press box feedback from media members during the game.

Visiting team media availability will take place outside the visiting locker room, next to the team's Owens Field House entrance.

WEEKLY SUN BELT TELECONFERENCE

Appalachian State head coach Scott Satterfield will be available on the weekly Sun Belt Teleconference every Monday morning from Aug. 27-Nov. 19, from 11:30 a.m. to 11:37 a.m.

Below is the order of participants:

11:30 a.m. – Scott Satterfield, App State
11:37 a.m. – Joe Moglia, Coastal Carolina
11:44 a.m. – Steve Campbell, So. Alabama
11:51 a.m. – Everett Withers, Texas State
11:58 a.m. – Chad Lunsford, Ga. Southern
12:05 p.m. – Blake Anderson, Arkansas State
12:12 p.m. – Matt Viator, ULM
12:19 p.m. – Billy Napier, Louisiana
12:26 p.m. – Neal Brown, Troy
12:33 p.m. – Shawn Elliott, Georgia State

• To participate in the Sun Belt calls, contact Joey Jones or Bret Strelow for the call-in number/passcode.

APP STATE ON ESPN+

ESPN's new streaming platform, ESPN+, will be home to various App State Athletics broadcasts this year.

The remaining games currently slated for ESPN+ are Nov. 3 (Coastal Carolina), Nov. 17 (Georgia State and Nov. 24 (Troy).

Fans can sign up for a seven-day free trial, then pay $4.99 a month for a service that's available on iOS, Android, Apple TV, Roku, Fire TV and other supported devices.

ESPN+ is also available on ESPN.com.

APP STATE IN ELITE COMPANY

Best FBS Records — Last 51 Games	
1. Alabama	48-3
2. Clemson	47-4
3. Ohio State	45-6
4. Oklahoma	42-9
T5. Appalachian State	41-10
T5. Wisconsin	41-10

APP STATE IN THE NCAA RANKS

Team Category	#	FBS	SB
Def. 3-and-outs per game	6.33	1	1
Special teams TDs	4	T1	1
Def. 3-and-out %	45.8	3	1
First downs defense	100	3	1
Yards per rush	6.3	4	1
Blocked kicks/punts	3	4	1
Kickoff return average	29.3	5	1
Points per game	44.8	5	1
Turnovers lost	6	5	2
Fumbles lost	2	6	1
Rush yards per game	265.0	7	2
Pass efficiency defense	101.5	8	1
Yards allowed per game	294.8	8	1
Points allowed per game	15.7	11	1
4th-down conv. defense	30.0	11	1
Sacks allowed average	1.0	13	1
Passing efficiency	158.3	15	4
Red zone defense	73.3	16	1
TFLs allowed average	4.3	16	1
Yards gained per game	476.0	17	1
Rush yards allowed avg.	112.3	18	1
Punt return average	14.6	18	4
Pass yards allowed avg.	182.5	23	2
3rd-down conv. defense	32.0	25	2
Red zone offense	89.3	27	2
Yards per completion	13.6	31	3
Defensive interceptions	7	34	3
Turnover margin PG	0.5	35	2

Individual Category	#	FBS	SB
Zac Thomas			
Season-long QBR	81.9	8	1
Point responsibility	17.0	12	1
Yards per completion	14.3	13	1
Rushing TDs by a QB	6	13	2
Yards per pass attempt	8.7	19	1
Passing efficiency	155.0	23	2
Clifton Duck			
Punt return average	15.4	5	1
Darrynton Evans			
Yards per carry	6.97	9	2
Corey Sutton			
Yards per catch	21.53	9	1
Steven Jones			
Blocked kicks	2	2	1
Chandler Staton			
Points per game	8.5	25	1
Michael Rubino			
Touchbacks	30	17	1
Kickoff touchback %	66.7	24	2
Clayton Howell			
Return yds (min 18 att.)	42	6	1
Net punting	40.7	23	4

APP STATE STORYLINES (CONTINUED FROM PAGE 1)

- With 12 seniors on a roster that's 75.2 percent underclassmen (the nation's third-highest percentage after Illinois' 76.5 and Coastal Carolina's 76.0), App State is using the #10Strong mantra. This spring, **Scott Satterfield** and assistant A.D. of athletic performance **Mike Sirignano** formed a panel with one upperclassman from all 10 assigned position groups and had weekly discussions about Jon Gordon's "The Energy Bus: 10 Rules to Fuel Your Life, Work, and Team with Positive Energy."

- Head coach **Scott Satterfield** is 39-6 overall against all opponents from a Group of Five conference.

- Since a 45-38 overtime loss at Penn State, App State has outscored its last five opponents 231-49.

- The record-breaking bowl record of 3-0 includes beating Ohio 31-29 in the 2015 Camellia Bowl, Toledo 31-28 in the 2016 Camellia Bowl and Toledo again 34-0 in the 2017 Dollar General Bowl.

DEFENSE

- Louisiana's touchdown with 1:03 left Saturday to cut into a 27-10 deficit accounts for the only second-half points given up by Appalachian's defense since the season-opening game at Penn State. The Mountaineers outscored Charlotte, Gardner-Webb, South Alabama and Arkansas State by a combined 65-0 in the second half and finished with a 10-7 advantage in the second half Saturday.

- The Mountaineers lead the nation with only four plays of 30-plus yards allowed. App State, West Virginia and Mississippi State are the only defenses that haven't allowed a gain of 50-plus yards.

- App State is averaging an FBS-best 6.33 defensive three-and-outs a game and is No. 3 at 45.8 percent (behind Southern Miss' 46.8 and Alabama's 46.1). It forced six on Louisiana's first nine drives Saturday.

- Prior to Saturday's game, Appalachian State had given up single-digit points in an FBS-best four straight games for the first time since 1998. The Mountaineers won 45-9 against Charlotte, 72-7 against Gardner-Webb, 52-7 against South Alabama and 35-9 against Arkansas State.

- In conference games, outside linebacker **Akeem Davis-Gaither** averages a league-leading 12.3 tackles. His 15 tackles against Louisiana are tied for the most by a Sun Belt player in a game this season, matching teammate **Jordan Fehr's** 15 at Arkansas State, where Davis-Gaither had 14 stops. It's the best two-game stretch at App State since Jeremy Kimbrough had 32 tackles in the final two games of the 2012 season.

- With its "Legion of Boone" secondary, App State is third nationally with 63 INTs since the 2015 season began. Still coached by new defensive coordinator **Bryan Brown**, the corners had an FBS-high 30 picks from 2015-17, and junior **Clifton Duck** is tied for first with 11 INTs since the start of 2016.

OFFENSE

- In conference games, **Darrynton Evans** leads the Sun Belt in rushing yards per game (119.7) and all-purpose yards per game (142.0). He became App State's primary running back during the Mountaineers' second conference game, after **Jalin Moore** suffered a season-ending injury, and followed a 115-yard rushing effort at Arkansas State with 183 rushing yards against Louisiana.

- With Moore and Evans, five App State backs have a 100-yard game in their careers: **Marcus Williams Jr.** (125 and 130 last year), **D'Andre Hicks** (150 this year) and **Daetrich Harrington** (118 last year).

- **Zac Thomas** leads the Sun Belt in QBR (81.9, No. 8 FBS), point responsibility per game (17.0, No. 12 FBS), yards per completion (14.3, No. 13 FBS) and yards per pass attempt (8.7, No. 19 FBS).

- App State ranks No. 4 nationally at 6.31 yards per rush, behind just Memphis (6.91), Clemson (6.48) and Oklahoma (6.38). The Mountaineers are No. 7 in rushing yards per game (265.0) and tied for No. 9 in fewest sacks allowed (six) thanks to **Shawn Clark's** line, which has made the Joe Moore Award Midseason Honor Roll. Appalachian has averaged 323.0 rushing yards in its last four games.

SPECIAL TEAMS

- App State and Utah State have an FBS-best four special teams TDs this season. Directed by assistant **Stu Holt**, the special teams have scored on **Darrynton Evans'** 100-yard kickoff return at Penn State, **Thomas Hennigan's** 59-yard punt return at Charlotte, **Steven Jones'** end-zone recovery of his own blocked punt vs. Gardner-Webb and **Clifton Duck's** 62-yard punt return vs. Gardner-Webb.

AP Top 25
@AP_Top25
Following

POLL ALERT: Alabama, Clemson, Notre Dame top latest AP Top 25; Ohio State drops to No. 11, No. 25 @AppState_FB ranked for first time: See the full poll: collegefootball.ap.org/poll

AP Top 25
A breakdown of the College Football AP Top 25.

2:15 PM - 21 Oct 2018

Chris Low
@ClowESPN
Following

How about the "Boys From Boone?" @AppState_FB is No. 25 in this week's AP poll, the first time in history the Mountaineers have been ranked in the AP poll. @AppStCoachSatt has kept that program rolling since its move to the FBS ranks in 2014.

3:15 PM - 21 Oct 2018

Bruce Feldman
@BruceFeldmanCFB
Following

#AppalachianState rolling at ArkState, 28-9. Impressed by the job AppState's 34-year-old DC B. Brown is doing there. His defense came into tonight ranked No. 4 in the country and has picked off Justice Hansen 3 times. He only threw 2 INTs in his first 5 games.

11:05 PM - 9 Oct 2018

Mark Wogenrich
@MarkWogenrich
Following

Penn State coach James Franklin on Appalachian State: "I don't know what's in the water in Boone, N.C. It seems like they've been doing this for a long time against whoever they play. "

8:34 PM - 1 Sep 2018

Bruce Feldman
@BruceFeldmanCFB
Following

Win or lose, Appalachian State is one of the things that makes college football so great. Love this sport!

6:58 PM - 1 Sep 2018

AP TOP 25

RK	TEAM	REC	PTS
1.	Alabama (61)	8-0	1525
2.	Clemson	7-0	1454
3.	Notre Dame	7-0	1400
4.	LSU	7-1	1327
5.	Michigan	7-1	1250
6.	Texas	6-1	1186
7.	Georgia	6-1	1136
8.	Oklahoma	6-1	1065
9.	Florida	6-1	998
10.	UCF	7-0	996
11.	Ohio State	7-1	985
12.	Kentucky	6-1	754
13.	West Virginia	5-1	747
14.	Washington State	6-1	692
15.	Washington	6-2	677
16.	Texas A&M	5-2	622
17.	Penn State	5-2	528
18.	Iowa	6-1	489
19.	Oregon	5-2	450
20.	Wisconsin	5-2	357
21.	South Florida	7-0	291
22.	NC State	5-1	186
23.	Utah	5-2	180
24.	Stanford	5-2	144
25.	**Appalachian State**	**5-1**	**79**

Others receiving votes: Texas Tech 54, Utah St. 50, San Diego St. 48, Fresno St. 35, Miami 34, Virginia 25, Houston 19, Purdue 17, Michigan State 8, Cincinnati 7, Auburn 5, Mississippi St. 2, Boston College 2, UAB 1.

AMWAY COACHES POLL

RK	TEAM	REC	PTS
1.	Alabama (60)	8-0	1548
2.	Clemson (2)	7-0	1488
3.	Notre Dame	7-0	1409
4.	LSU	7-1	1352
5.	Michigan	7-1	1228
6.	Georgia	6-1	1207
7.	Texas	6-1	1146
8.	Oklahoma	6-1	1075
9.	Ohio State	7-1	1030
10.	UCF	7-0	1008
11.	Florida	6-1	968
12.	West Virginia	5-1	794
13.	Washington	6-2	729
14.	Kentucky	6-1	689
15.	Washington State	6-1	633
16.	Penn State	5-2	606
17.	Texas A&M	5-2	583
18.	Iowa	6-1	447
19.	Wisconsin	5-2	430
20.	South Florida	7-0	390
21.	Oregon	5-2	383
22.	NC State	5-1	222
23.	Stanford	5-2	180
24.	Utah	5-2	107
25.	Miami	5-2	95

Others receiving votes: **Appalachian State 78**; Utah State 63; San Diego State 62; Cincinnati 30; Houston 30; Fresno State 22; Mississippi State 18; Virginia 17; Auburn 13; Buffalo 9; Colorado 9; Texas Tech 8; Army 8; Duke 8; Purdue 7; UAB 6; South Carolina 5; Virginia Tech 4; Syracuse 3; Georgia Southern 2; Michigan State 1.

TOP 25 CONTENTION

Prior to 1978, all Division I football schools were eligible for the AP Top 25 Poll. When Division I split, the I-AA/FCS schools were no longer eligible, until Appalachian State's upset of Michigan in 2007 led to a change in the rules.

Before being ranked Sunday, App State had received votes in the AP Poll on 15 occasions.

Year	Record	Pts	"Rank"
1948	5-0-1	4	29
1948	6-0-1	6	28
1948	7-0-1	2	N/A
1948	8-0-1	7	N/A
1948	8-1-1	5	N/A
2007	2-0	19	33
2007	3-0	5	34
2007	13-2	5	34
2015	6-1	6	33
2015	7-1	4	T32
2015	11-2	7	33
2017	0-0	4	T39
2018	3-1	2	T40
2018	3-1	11	31
2018	4-1	51	29
2018	**5-1**	**79**	**25**

RECENTLY RANKED

Before the 2018 football team, the last App State team to earn a Top 25 ranking was the 2016-17 wrestling team. Head coach JohnMark Bentley's squad was No. 19 at the end of the regular season in February 2017.

In May 2012, the App State baseball team appeared in the Top 30 of several polls and climbed as high as No. 24 en route to a Southern Conference regular-season title and an NCAA Regional showing.

16 YEARS AGO IN BOONE ...

Two head coaches in Thursday's game worked on Jerry Moore's staff in Boone

Assistant Coaches



Scott Satterfield

Running Backs
Alma Mater: Appalachian State, 1996
Season at Appalachian: Sixth
Collegiate Coaching Experience: Five years — 5 at Appalachian (1997-present)



Chad Lunsford

Tight Ends
Alma Mater: Georgia College and State University, 2000
Season at Appalachian: Second
Collegiate Coaching Experience: 5 years — 4 at Georgia Military (1997-2000); 1 at Appalachian (2001-present)

App State head coach Scott Satterfield (top) and Georgia Southern head coach Chad Lunsford were assistants together with the Mountaineers in 2001-02. Here's a look at their bios from the media guide in 2002, when Lunsford and his wife, Tippy, lived in the basement belonging to Satterfield and his wife, Beth.

APP STATE-GEORGIA SOUTHERN RESULTS

Year	Date	Site	Result
1932	Nov. 24	Away	L, 33-0
1934	Oct. 26	Away	L, 22-13
1934	Nov. 23	Away	W, 7-6
1935	Nov. 9	Home	T, 0-0
1936	Oct. 24	Home	W, 27-0
1939	Nov. 17	Home	W, 59-0
1987	Dec. 5	Home	W, 19-0 (Playoffs)
1993	Oct. 16	Home	L, 34-28
1994	Oct. 15	Away	L, 34-31
1995	Oct. 14	Home	W, 27-17
1996	Oct. 19	Away	W, 35-28
1997	Oct. 18	Home	W, 24-12
1998	Oct. 17	Away	L, 37-24
1999	Oct. 16	Home	W, 17-16
2000	Oct. 14	Away	L, 34-28
2001	Oct. 13	Home	L, 27-18
2001	Dec. 8	Home	L, 38-24 (Playoffs)
2002	Oct. 19	Away	L, 36-20
2003	Oct. 18	Home	W, 28-21
2004	Oct. 16	Away	L, 54-7
2005	Oct. 15	Home	W, 24-7
2006	Oct. 21	Away	W, 27-20 (OT)
2007	Oct. 20	Home	L, 38-35
2008	Oct. 18	Away	W, 37-36
2009	Oct. 24	Home	W, 52-16
2010	Nov. 6	Away	L, 21-14 (OT)
2011	Oct. 29	Home	W, 24-17
2012	Nov. 3	Away	W, 31-28
2013	Oct. 26	Home	W, 38-14
2014	Sept. 25	Away	L, 32-14
2015	Oct. 22	Home	W, 31-13
2016	Oct. 27	Away	W, 34-10
2017	Nov. 9	Home	W, 27-6

Series in Boone: App State leads 13-4-1
Series in Statesboro: Georgia Southern leads 9-6
Series as FBS Opponents: App State leads 3-1

MEETINGS TO REMEMBER

OCTOBER 16, 1999 (APP STATE 17, GEORGIA SOUTHERN 16)

App State forced four turnovers, including Corey Hall's second interception of the game as time expired, to claim a 17-16 win over No. 1 Georgia Southern before 19,981 at Kidd Brewer Stadium. The triumph was Appalachian's second ever against a top-ranked team, almost five years to the day after it knocked off No. 1 Marshall at KBS, and came a week after a loss to Furman dropped App State from No. 3 to No. 11 in the national poll.

Without the benefit of an offensive TD, the Mountaineers ran out to a 17-0 lead as Weslan Hunter returned a fumble 43 yards for a score and Luke Manuel fell on another Georgia Southern fumble. The Eagles scored 16 points over a 12-minute span and got the ball back with less than 30 seconds to play, but Hall sealed the victory with his interception at the App State 38-yard line.

OCTOBER 29, 2011 (APP STATE 24, GEORGIA SOUTHERN 17)

The fifth-ranked Mountaineers faced top-ranked Georgia Southern and won 24-17 in front of 30,018 fans thanks to Brian Quick's go-ahead touchdown with 9:24 remaining. App State's defense stuffed the Eagles inside the 10 twice in the final 15:30 and made a late fourth-down stop at the Mountaineers' 46 to seal the game.

OCTOBER 27, 2016 (APP STATE 34, GEORGIA SOUTHERN 10)

Taylor Lamb rushed for two touchdowns, two running backs (Jalin Moore, Marcus Cox) eclipsed 100 yards and the Mountaineers' defense forced three turnovers to help App State win after trailing 10-0 on the road. The Eagles were held to 159 yards of total offense.

App State will be appearing on ESPN, ESPN2 or ESPNU for the 31st time, and it is 9-2 on ESPNU. This is the fifth straight year that the Mountaineers and Eagles are playing a midweek Sun Belt game on ESPNU.

Year	Opponent	Site	ESPNU Result
2005	Southern Illinois	Home	W, 38-24
2006	Gardner-Webb	Away	W, 41-6
2006	Coastal Carolina	Home	W, 45-28
2007	Western Carolina	Home	W, 79-35
2008	S.C. State	Home	W, 37-21
2009	S.C. State	Home	W, 20-13
2014	Georgia Southern	Away	L, 34-14
2015	Georgia Southern	Home	W, 31-13
2015	Arkansas State	Home	L, 40-27
2016	Georgia Southern	Away	W, 34-10
2017	Georgia Southern	Home	W, 27-6

2018 SUN BELT FOOTBALL

East Division Standings

Team	League	Overall
Troy	4-0	6-2
Georgia Southern	3-0	6-1
Appalachian State	2-0	5-1
Coastal Carolina	1-2	4-3
Georgia State	1-2	2-5

West Division Standings

Team	League	Overall
ULM	2-2	4-4
Arkansas State	1-2	4-3
Louisiana	1-2	3-4
South Alabama	1-3	2-6
Texas State	0-4	1-6

Tuesday's result
Troy 38, South Alabama 17

Thursday's game
App State at Ga. Southern, 7:30 p.m.

Saturday's games
Coastal Carolina at Ga. State, 2 p.m.
Arkansas State at Louisiana, 7 p.m.
New Mexico St. at Texas State, 7 p.m.

Next Saturday's games
Texas State at Georgia State, 2 p.m.
Georgia Southern at ULM, 3 p.m.
South Alabama at Arkansas State, 3 p.m.
Louisiana at Troy, 3:30 p.m.
App State at Coastal Carolina, 5 p.m.

APP STATE UPGRADES

An exciting new phase in facilities progress for Appalachian State Athletics will begin soon as the University of North Carolina Board of Governors voted recently to approve construction of the Kidd Brewer Stadium north end zone facility and advanced planning for the Appalachian 105 project.

The design phase of the end zone project is complete, and the project now has approval to be financed and constructed. The facility will be 80-100,000 square feet of space and will accommodate various athletics and academic uses, including spaces for athletic training, hydrotherapy, locker rooms, conference and continuing education training, medical offices, coaches and staff offices, dining facilities, a team store and ticketing office. There will be approximately 1,000 premium seats added to the existing Kidd Brewer Stadium seating structure.

The end zone facility will replace the 45-year-old Owens Field House, which is approximately 34,500 square feet. DPR Construction is the construction manager at risk and was awarded the pre-construction services contract.

"An enhanced experience for student-athletes and fans can go a long way in recruiting new students," Director of Athletics Doug Gillin said. "The discussions for a new end zone facility have been ongoing for a long time. We are excited and grateful for Board of Governors approval."

The project budget is $45 million and will be funded through donations to Appalachian Athletics, club seat revenue, Food Services revenue and debt through millennial campus designation, which will be repaid using tenant lease revenue.

The facility plans include a schedule to open for the fall 2020 football season.

Advanced planning for the athletics portion of Appalachian 105 was also approved. The new complex, which will be built on the site of the old Watauga High School off Highway 105 in Boone, will feature relocated competition and training facilities for the App State track & field, tennis and softball programs. Some of the facilities require relocation because of the Kidd Brewer Stadium north end zone project, while others will be enhanced to improve facilities for student-athletes.

The complex is expected to include a track, four indoor tennis courts, six outdoor tennis courts, a softball stadium, a multi-use field and a building with shared team spaces and offices. The project timeline is yet to be determined. Basic plans have been developed, but planning is not complete. Once planning is complete, the project will be submitted for approval for full authorization.

MOUNTAINEERS MAKING BOONE PROUD

Doug Middleton, a former All-Sun Belt standout and current New York Jets safety, received his master's degree in public administration from App State in May.

Country music star Luke Combs, who attended App State, hugs coach Scott Satterfield on the field before last year's home finale against Louisiana.

Country music star Eric Church, who also attended App State, participated in the pregame coin toss before the 2016 home game against Miami.

APPS IN THE NFL

Thirteen App State alums participated in NFL training camps this offseason. That group includes offensive lineman Colby Gossett, a sixth-round pick of the Minnesota Viking. Additionally, the head coach of the Arizona Cardinals is App State alum Steve Wilks.

RONALD BLAIR | DL | San Francisco 49ers*
TRAVARIS CADET | RB | Buffalo Bills
PARKER COLLINS | OL | Pittsburgh Steelers
KENNAN GILCHRIST | LB | Houston Texans
COLBY GOSSETT | OL | Minnesota Vikings^
A.J. HOWARD | DB | Arizona Cardinals
MALACHI JONES | WR | Chicago Bears
DANIEL KILGORE | OL | Miami Dolphins*
KENDALL LAMM | OL | Houston Texans*
SAM MARTIN | P/KO | Detroit Lions*
DOUG MIDDLETON | DB | New York Jets*
BEAU NUNN | OL | Detroit Lions
BRIAN QUICK | WR | Washington Redskins*

* Active Roster ^ Practice Squad

APP STATE AT A GLANCE

- Boone, N.C., ranked No. 15 overall (and No. 1 among Group of Five Conference program towns/cities) on the Top 100 College Football Towns of America Countdown
- App State placed No. 3 among southern universities in the Top Public Regional Universities category via the 2018 U.S. News & World Report Best Colleges Rankings
- App State has placed among the top 15 public and private southern universities since the U.S. News & World Report Best Colleges Rankings were first published in 1986
- Appalachian State ranked No. 29 in Kiplinger's list of Best Values in Public Colleges
- App State's notable alums include country music stars Luke Combs and Eric Church, as well as author Stephen Dubner

APP STATE ATHLETICS IN 2017-18

- Conference championships in football, wrestling and men's cross country
- 62 all-conference selections
- 3.12 cumulative GPA (school record) for student-athletes after the 2017-18 year
- 3.0 GPA for 12 straight semesters
- 13 teams achieved a team GPA above 3.0 for both the fall and spring semesters
- 84 student-athletes graduated during the 2017-18 year, including five student-athletes who graduated with master's degrees
- 297 student-athletes and athletics support students were named to the university's honor roll in the fall of 2017, while 248 were named to the spring 2018 honor roll
- 4,576 hours in the community by App State student-athletes

2018 TEAM STATS COMPARISON

APP STATE	OPPONENTS	CATEGORY	GEORGIA SOUTHERN	OPPONENTS
269	94	Points	217	135
44.8	15.7	Points Per Game	31.0	19.3
252-1,590	227-674	Rushing Attempts-Yards	360-1,929	255-1,037
265.0	112.3	Rushing Yards Per Game	275.6	148.1
6.3	3.0	Yards Per Rush	5.4	4.1
1,266	1,095	Passing Yards	531	1,536
211.0	182.5	Passing Yards Per Game	75.9	219.4
93-148-4	112-197-7	Pass Completions-Attempts-INTs	31-52-0	142-224-8
476.0	294.8	Total Offense Per Game	351.4	367.6
4-2	6-2	Fumbles-Lost	5-3	14-9
36-382	38-322	Penalties-Yards	35-303	41-347
6-8	8-9	Field Goals Made-Attempted	9-9	8-10
25-41.9	45-38.6	Punts-Avg.	31-40.7	26-35.4

KEEPING AN EYE ON THE APP STATE RECORD BOOK

LARGEST CROWDS FOR AN APP STATE GAME

109,218	at Michigan	W, 34-32	Sept. 1, 2007
106,811	at Michigan	L, 52-14	Aug. 30, 2014
105,232	at Penn State	L, 45-38 (OT)	Sept. 1, 2018
100,074	at Tennessee	L, 20-13 (OT)	Sept. 1, 2016
92,746	at Georgia	L, 31-10	Sept. 2, 2017

COMPLETION % — GAME (MIN 10 COMPLETIONS)

100.0	**Zac Thomas (14-14)**	**Charlotte, 2018**
95.2	Logan Hallock (20-21)	W. Carolina, 2012
89.5	Armanti Edwards (17-19)	Wofford, 2008
88.9	Richie Williams (40-45)	Furman, 2004

TOTAL OFFENSE - APP QB IN STARTING DEBUT

314 (158 pass)	DeAndre Presley	2008	W. Carolina
313 (270 pass)	**Zac Thomas**	**2018**	**Penn State**
303 (264 pass)	Taylor Lamb	2014	So. Miss

PASSING YARDS - APP QB IN STARTING DEBUT

298	Bake Baker	1996	Marshall
290	Joe Burchette	2000	Furman
270	**Zac Thomas**	**2018**	**Penn State**

MOST 100-YARD RUSHING GAMES — CAREER

29	Marcus Cox	2013-16
22	John Settle	1983-86
20	Damon Scott	1993-96
19	Kevin Richardson	2004-07
18	Armanti Edwards	2006-09
17	**Jalin Moore**	**2015-Present**
15	Chip Hooks	1991-94

RUSHING YARDS — CAREER

5,103	Marcus Cox	901 att.	2013-16
4,804	Kevin Richardson	897 att.	2004-07
4,409	John Settle	891 att.	1983-86
4,361	Armanti Edwards	755 att.	2006-09
3,800	Damon Scott	745 att.	1993-96
3,570	**Jalin Moore**	**519 att.**	**2015-Present**
3,472	Chip Hooks	676 att.	1991-94

RUSHING TOUCHDOWNS — CAREER

66	Kevin Richardson	2004-07
65	Armanti Edwards	2006-09
52	Marcus Cox	2013-16
43	John Settle	1983-86
40	Devon Moore	2006-10
38	Damon Scott	1993-96
33	**Jalin Moore**	**2015-Present**
25	DeAndre Presley	2008-11

INTERCEPTIONS — CAREER

25	Larry Harbin	1961-64
24	Corey Lynch	2003-07
22	Mark LeGree	2007-10
20	Wayne Byrd	1963-66
18	Matt Stevens	1992-95
14	Dave Richardson	1965-68
13	Corey Hall	1997-2000
12	Mark Mayo	1988-91
12	Struggy Smith	1982-85
12	David Neeld	1967-70
11	**Clifton Duck**	**2016-Present**

HABITAT FOR HUMANITY

Mountaineers continue to make an impact in the community.

In June, Appalachian State assistant head coach Mark Ivey was in attendance as the Watauga County Habitat for Humanity dedicated the new home for James and Isabelle Love's family, which includes six children. Members of Appalachian State's football team, including many of Ivey's defensive linemen, helped complete construction on the home in the Greenwood neighborhood by volunteering to work on the first four Saturdays.

Ivey, who had participated previously in a Habitat for Humanity project when he was a high school coach in Florida, sought out volunteers last month after communicating with Allison

Jennings, the resource development director of the Watauga County chapter.

There are plans to build 20 homes in the Greenwood neighborhood, and the Love family's home was the fifth one finished.

SCOTT SATTERFIELD

HEAD COACH, APP STATE 1996
SIXTH SEASON

SCOTT SATTERFIELD is entering his sixth season as Appalachian State's head coach and his 23rd season as a player or coach with the Mountaineers.

Satterfield, 45, has taken the Mountaineers to new heights as they have made the move to the FBS level in historic fashion. They won their final six games to close out their first FBS season in 2014, posted a Sun Belt Conference-record 11 overall wins during the program's first bowl-eligible season in 2015, captured their first Sun Belt championship during a 10-win season in 2016 and won another Sun Belt title during a 2017 season in which a Dollar General Bowl shutout of Toledo capped a nine-win campaign.

With a 27-5 league record in four Sun Belt seasons and a 3-0 record in bowl games, Satterfield has established App State as one of the nation's premier programs. The Mountaineers are 35-6 against Group of Five Conference opponents in their four seasons at the FBS level under Satterfield, including a 31-29 victory against Ohio in the 2015 Camellia Bowl, a 31-28 win over Toledo in the 2016 Camellia Bowl and the 34-0 victory against the Rockets in the 2017 Dollar General Bowl.

Those postseason victories allowed App State to become the first program in FBS history to win bowl games in each of its first three eligible seasons.

Satterfield was named Appalachian State's 20th head coach on Dec. 14, 2012. He became the sixth Appalachian alumnus to serve in the role, joining Graydon Eggers '24 (1928), Francis Hoover '40 (1945), Press Mull '47 (1951), Bob Broome '40 (1956-58) and Carl Messere '61 (1965-70).

In 17 seasons as an App State player (five seasons from 1991-95) and assistant coach (1998-2008, 2012), he helped lead the Mountaineers to three NCAA Division I FCS national titles and eight conference titles.

As a quarterback at Appalachian, Satterfield made 27 starts from 1992-95 after redshirting as a true freshman in 1991. He earned first-team all-conference recognition as a senior in 1995 after passing for 1,461 yards and rushing for 649 more to help lead the Mountaineers to the only undefeated, untied regular season (11-0) in school history and a 12-1 final record. He graduated from App State with a B.S. in physical education in 1996.

Satterfield spent the first 11 seasons of his professional career in Boone, coaching the Mountaineers' wide receivers (1998), running backs (1999-2002) and quarterbacks (2003-08). He was an integral part of Appalachian's transition from a Power-I offense to a Spread offense in 2004.

With Satterfield serving as the primary play-caller, Appalachian ranked among the nation's top 20 in five major offensive categories (scoring, rushing, passing, passing efficiency and total offense) 17 out of a possible 25 times from 2004-08,.

As App State's quarterbacks coach, Satterfield coached both Richie Williams (2003-05) and Armanti Edwards (2006-08) to All-America recognition and was Edwards' mentor for the first of his back-to-back Walter Payton Awards in 2008.

Prior to his return to Appalachian as an assistant head coach, offensive coordinator and quarterbacks coach on Jerry Moore's staff in 2012, Satterfield spent one season as the passing game coordinator and quarterbacks coach at Toledo (2009) and two as the offensive coordinator at Florida International (2010-11).

SATTERFIELD AT A GLANCE

Full name: Fredric Scott Satterfield
Birthdate: Dec. 21, 1972
Hometown: Hillsborough, N.C.
High School: Orange H.S., 1991
College: Appalachian State, 1996 (B.S., physical education)
Wife: Beth (Burleson)
Sons: Bryce and Isaac
Daughter: Alli
Twitter: @AppStCoachSatt

PLAYING EXPERIENCE

1991-95: **App State** (quarterback)

COACHING EXPERIENCE

1998: **App State** (wide receivers)
1999-2002: **App State** (running backs)
2003-08: **App State** (quarterbacks)
2009: **Toledo** (passing game coordinator/QBs)
2010-11: **Fla. International** (offensive coord./QBs)
2012: **App State** (asst. head coach/off. coord/QBs)
2013- **App State** (head coach)

SATTERFIELD AS A HEAD COACH

Year	Overall	Conference	Conference Finish
2013	4-8	4-4	T-4th*
2014	7-5	6-2	3rd^
2015	11-2	7-1	2nd^
2016	10-3	7-1	T-1st^
2017	9-4	7-1	T-1st^
2018	5-1	3-0	
Totals	**46-23**	**34-9**	

** Southern Conference ^ Sun Belt Conference*

SATTERFIELD FILES

MOST FBS WINS SINCE 2015

Nick Saban, Alabama	49
Dabo Swinney, Clemson	47
Urban Meyer, Ohio State	39
Paul Chryst, Wisconsin	39
Rocky Long, San Diego State	38
David Shaw, Stanford	36
Scott Satterfield, App State	**35**
Bryan Harsin, Boise State	35
Mike Gundy, Oklahoma State	34

RECORD VS. ALL OPPONENTS

Akron	1-0
Arkansas State	2-1
Campbell	1-0
Charleston Southern	0-1
Charlotte	1-0
Chattanooga	0-1
The Citadel	0-1
Clemson	0-1
Coastal Carolina	1-0
Elon	1-0
Furman	0-1
Gardner-Webb	1-0
Georgia	0-2
Georgia Southern	4-1
Georgia State	4-0
Howard	1-0
Idaho	4-0
Liberty	0-1
Louisiana	5-0
Massachusetts	0-1
Miami (Fla.)	0-1
Michigan	0-1
Montana	0-1
New Mexico State	2-0
North Carolina A&T	0-1
Ohio	1-0
Old Dominion	2-0
Penn State	0-1
Samford	0-1
Savannah State	1-0
South Alabama	2-1
Southern Miss	0-1
Tennessee	0-1
Texas State	2-0
Toledo	2-0
Troy	2-1
ULM	3-1
Wake Forest	0-1
Western Carolina	1-0
Wofford	1-0
Wyoming	1-0
TOTAL	**46-23**

MISCELLANEOUS RECORDS

vs. Sun Belt	30-5
vs. Group of 5 (non-Sun Belt)	9-1
vs. All G5 opponents as FBS	39-6
vs. Power 5	0-8
vs. FBS Independents	0-1
vs. FCS as FBS	4-1
in Overtime	2-4
at Home	21-9
on Road	22-14

APPALACHIAN STATE COACHING STAFF TV CHART/GAMEDAY LOCATIONS

ON THE SIDELINES

Scott Satterfield
Head Coach

Bryan Brown
Def. Coord./ Cornerbacks

Shawn Clark
Co-Off. Coord./ Offensive Line

Stu Holt
Running Backs/ Special Teams

Mark Ivey
Assistant HC/ Defensive Line

Dale Jones
Co-Def. Coord./ Inside LBs

Justin Watts
Wide Receivers/ Recruiting Coord.

IN THE BOOTH



Nic Cardwell
Tight Ends

Greg Gasparato
Safeties

Frank Ponce
Co-Off. Coord./ Quarterbacks

D.J. Smith
Outside Linebackers

COACHING STAFF

Head Coach (Alma Mater) ..... Scott Satterfield (Appalachian State, 1996)
Defensive Coordinator/Cornerbacks ..... Bryan Brown (Ole Miss, 2006)
Co-Def. Coordinator/Inside Linebackers ..... Dale Jones (Tennessee, 1988)
Co-Off. Coordinator (Running)/OL ..... Shawn Clark (App State, 1999)
Co-Off. Coordinator (Passing)/QBs ..... Frank Ponce (Florida International, 1997)
Assistant Head Coach/Defensive Line ..... Mark Ivey (App State, 1996)
Wide Receivers/Recruiting Coordinator ..... Justin Watts (Clemson, 2000)
Running Backs/Special Teams ..... Stu Holt (North Carolina, 1995)
Tight Ends ..... Nic Cardwell (App State, 2008)
Outside Linebackers ..... D.J. Smith (App State, 2010)
Safeties ..... Greg Gasparato (Wofford, 2009)
Assistant A.D./Athletic Performance ..... Mike Sirignano (Bridgewater, 2007)
Assistant A.D./FB Ops & Equipment ..... Josh Thompson (App State, 2002)
Director of Player Personnel ..... Andrew Blaylock (Florida, 2011)
Director of High School Relations ..... David Neubauer
Director of Video Ops ..... George Claiborne
Athletic Training ..... Brian Simerville
Student-Athlete Leadership ..... Reggie Hunt
Student Life Coordinator ..... J.R. Reese
Offensive Quality Control ..... Pete Thomas
Defensive Quality Control ..... David Stuckman
Graduate Assistant (Offense) ..... Dalton Brown
Graduate Assistant (Defense) ..... Phillip Hicks
Defensive Analyst ..... Anthony Shakir
Football Graphics ..... Lea Banks

GENERAL INFORMATION

Name ..... Appalachian State University
Location ..... Boone, N.C.
Founded 1899
Enrollment 18,811
Conference ..... Sun Belt
Affiliation ..... NCAA Division I Football Bowl Subdivision
Nickname ..... Mountaineers
Colors ..... Black and Gold
Mascot ..... Yosef
Marching Band ..... Marching Mountaineers
Chancellor ..... Dr. Sheri N. Everts (Nebraska, 1980)
Athletics Director ..... Doug Gillin (SUNY Cortland, 1991)
Faculty Athletics Representative ..... Rene Salinas
Game Operations Director ..... John Welch
Stadium ..... Kidd Brewer
- **Capacity** 30,000
- **Surface** ..... FieldTurf

Football Office Phone 828-262-2501
Ticket Office Phone 828-262-2079
Athletics Website ..... appstatesports.com
Athletics Twitter ..... @appstatesports
Football Twitter ..... @AppState_FB
Athletics Instagram ..... @appstatesports
Football Instagram ..... @appstate_fb
Athletics Facebook ..... facebook.com/appalachianstatemountaineers
Football Facebook ..... facebook.com/AppStateFootball

FOOTBALL HISTORY

First Year 1928
All-Time Record ..... 610-336-28 (89th season)
Conference Championships 20
- **North State Conference (6)** ..... 1931, '37, '39, '48, '50, '54
- **Southern Conference (12)** ..... 1986, '87, '91, '95, '99, '05, '06, '07, '08, '09, '10, '12
- **Sun Belt Conference (2)** ..... 2016, '17

NCAA Bowl Games 3
- **Years** ..... 2015, '16, '17
- **Record** 3-0
- **Most Recent** ..... 2017 Dollar General (App State 34, Toledo 0)

NCAA Division I FCS Playoff Appearances 20
- **Years** ..... 1986, '87, '89, '91, '92, '94, '95, '98, '99, '00, '01, '02, '05, '06, '07, '08, '09, '10, '11, '12

NCAA Division I FCS National Championships 3
- **Years** ..... 2005, '06, '07

NAIA Bowl Games 9
- **Record** 3-6
- **Years** ..... 1937, '38, '48, '49, '50 (2), '54 (2), '55

All-Americans 87
Academic All-Americans 6

TEAM INFORMATION

2017 Record 9-4
2017 Sun Belt Conference Record/Finish 7-1/T-1st
Basic Offense ..... Multiple Spread
Basic Defense 3-4
Letterwinners Returning/Lost 58/25
- **Offense** 27/16
- **Defense** 27/8
- **Specialists** 4/1

Starters Returning/Lost 11/11
- **Offense** 6/5
- **Defense** 5/6
- **Specialists** 4/0

BACK-TO-BACK LEAGUE CHAMPS

Team	League
Appalachian State	Sun Belt
Clemson	ACC
Oklahoma	Big 12

APP STATE TRENDS

App State's Record in ...	
September	3-1
October	2-0
November	0-0
December	0-0
App State's Conference Record ...	
At home	2-0
On the road	1-0
App State's Non-League Record ...	
At home	1-0
On the road	1-1
App State's vs. Ranked Teams ...	
At home	0-0
On the road	0-1
App State's Record in Games ...	
Decided by 1-3 points	0-0
4-7 points	0-1
8-10 points	1-0
11-19 points	0-0
20-29 points	1-0
30+ points	3-0
App State's Record When Scoring ...	
10 or fewer points	0-0
11-19 points	0-0
20-29 points	1-0
30+ points	4-1
App State's Record When Allowing ...	
10 or fewer points	4-0
11-19 points	1-0
20-29 points	0-0
30+ points	0-1
App State's Record in Games ...	
During the day	3-1
At night	2-0
Scoring first	4-0
Opponent scores first	1-1
Leading after 1st quarter	3-1
Trailing after 1st quarter	1-0
Tied after 1st quarter	1-0
Leading at halftime	5-0
Trailing at halftime	0-0
Tied at Half	0-1
Leading after 3rd quarter	5-0
Trailing after 3rd quarter	0-1
Tied after 3rd quarter	0-0
In overtime	0-1
App State's record with ...	
100-yard rusher	4-0
100-yard receiver	2-0
300-yard passer	0-0
Less than 300-yards total offense	0-0
300-399 yards total offense	2-0
400-499 yards total offense	1-1
500+ yards total offense	2-0
Committing fewer turnovers	2-0
Committing more turnovers	1-1
Turnovers are equal	2-0

ZAC THOMAS

SOPHOMORE | QB | 6-1 | 200 | TRUSSVILLE, ALA.

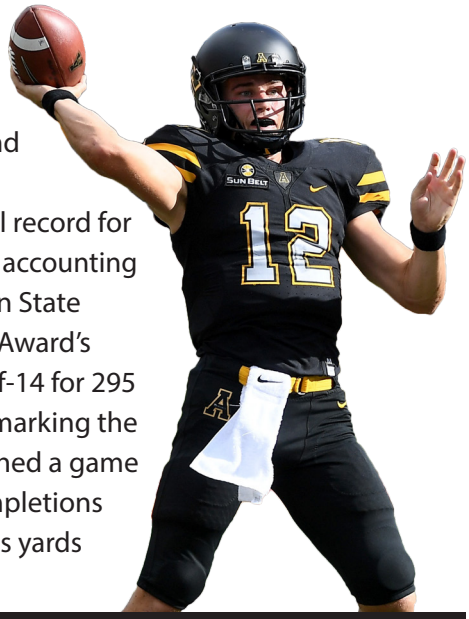

- Leads the Sun Belt in season-long QBR (81.9 via CFB Focus, No. 8 in FBS), point responsibility per game (17.0, No. 12 FBS), yards per completion, (14.3, No. 13 FBS) and yards per pass attempt (8.7, No. 19 FBS)
- Finished one yard short of tying the school record for total offense by a QB in his starting debut, accounting for 313 yards and three touchdowns at Penn State
- Named the College Football Performance Award's National Player of the Week by going 14-of-14 for 295 yards and three passing TDs at Charlotte, marking the first time an App State or Sun Belt QB finished a game with at least 10 completions and no incompletions
- Two of six rushing TDs have covered 50-plus yards

FOUR IS THE SCORE

SPECIAL TEAMS

- With four special teams TDs that tie Utah State for the FBS lead, App State has scored via a kick return, two punt returns and the return/recovery of a blocked punt
- Steven Jones is tied for second nationally with two blocked kicks, and Tae Hayes blocked a field goal against South Alabama
- Clifton Duck is No. 5 nationally by averaging 15.4 yards per punt return for a team that is tied for third place nationally by forcing 7.5 punts a game
- Chandler Staton (six FGs, 33 PATs) leads the Sun Belt in scoring at 8.5 points per game, Clayton Howell is sixth nationally with just 42 punt return yards allowed and Michael Rubino is 17th nationally with a league-leading 30 touchbacks (his touchback percentage of 66.7 ranks 24th nationally and second in the Sun Belt)

CLIFTON DUCK

JUNIOR | CB | 5-10 | 170 | CHARLOTTE, N.C.

- USA TODAY Sports midseason second-team All-American as a returner and Street & Smith preseason second-team All-American as a cornerback
- Ranks No. 5 nationally in punt return average (15.4) after having returns of 62 yards (touchdown vs. Gardner-Webb) and 52 yards (vs. South Alabama)
- Preseason Defensive Player of the Year in the Sun Belt Conference
- Tied for No. 1 nationally with 11 INTs since the start of 2016 (five picks as a true freshman, six interceptions as a sophomore) and is tied for No. 2 among active players in career INTs (FAU senior Jalen Young has 12)
- According to the PFF College Football site, led FBS defensive backs from 2016-17 by allowing a passer rating of just 50.4 when targeted with a throw
- Contributed to FBS-leading 30 picks by App State cornerbacks from 2015-17 and 63 picks from App State's defense (No. 3 nationally) since 2015 season began

MORE ON CLIFTON DUCK

- Since 2000, is one of eight FBS players with at least five picks in both his freshman and sophomore seasons
- Made 32 straight starts over two-plus seasons and is a two-time All-Sun Belt first-team member
- Had seven tackles at Penn State after posting 50 in 2017
- Tied school record with three-interception game vs. New Mexico State and capped season with bowl INT vs. Toledo
- Also had picks vs. Texas State and Louisiana in 2017

MYQUON STOUT

SENIOR | DT | 6-1 | 280 | SALISBURY, N.C.

- One of two App State players to be a captain as both a junior in 2017 and a senior in 2018, his pressure helped force an interception vs. South Alabama
- Watch list for the 2018 Wuerffel Trophy that's given to the FBS player who best combines exemplary community service with athletic and academic achievement.
- 41 tackles in 2017 ranked third among Sun Belt interior linemen and first among returning interior linemen in the league
- 31 starts in the last 32 games (didn't start on Senior Day as a sophomore)

ANTHONY FLORY

SENIOR | ILB | 6-1 | 232 | MIRAMAR, FLA.

- Preseason All-Sun Belt first-team pick had 10 tackles at Penn State
- Finished second on the 2017 team with 87 tackles (56 solo)
- Named Defensive MVP of the 2017 Dollar General Bowl after making eight tackles and setting up App State's first touchdown with a 19-yard interception return in the 34-0 victory against Toledo

JALIN MOORE

SENIOR | RB | 5-11 | 207 | SHELBY, N.C.

- Suffered season-ending ankle fracture and dislocation Oct. 9 during a 27-yard TD run in which he pulled the defender the final 10 yards
- 3,570 career rushing yards rank No. 6 in App State history and were No. 2 among active FBS players at the time of his injury (behind just Washington's Myles Gaskin)
- 33 rushing touchdowns rank No. 7 in school history, and is No. 6 in 100-yard rushing games at App State with 17
- Only active FBS back who's rushed for at least 235 yards in four career games (at Idaho in 2015, at Akron in 2016, vs. New Mexico State and at Georgia State in 2017)
- No. 9 overall and No. 1 among running backs on NFL.com's 18-player list of "college football's most freakish athletes"

MORE ON JALIN MOORE

MOORE'S GAME-BY-GAME STATISTICS

2015	Rush	Yds.	TD	Rec.	Yds.	TD	Scrimm.
Howard	9	64	1	0	0	0	64
Clemson	0	0	0	0	0	0	0
ODU	8	75	1	0	0	0	75
Wyoming	3	4	0	0	0	0	4
Ga. State	0	0	0	0	0	0	0
UL Monroe	0	0	0	0	0	0	0
Ga. Southern	22	53	0	0	0	0	53
Troy	1	3	0	0	0	0	3
Arkansas St.	1	4	0	0	0	0	4
Idaho	27	244	0	0	0	0	244
Louisiana	13	104	1	0	0	0	104
South Ala.	14	84	2	0	0	0	84
Ohio	13	96	0	0	0	0	96
2015 Totals	**99**	**731**	**5**	**0**	**0**	**0**	**731**

2016	Rush	Yds.	TD	Rec.	Yds.	TD	Scrimm.
Tennessee	7	17	0	0	0	0	17
ODU	13	42	0	0	0	0	42
Miami (FL)	23	89	0	0	0	0	89
Akron	39	257	2	3	17	0	274
Ga. State	28	149	1	2	15	0	164
Louisiana	14	106	2	0	0	0	106
Idaho	23	114	1	0	0	0	114
Ga. Southern	15	126	1	0	0	0	126
Texas State	13	130	0	0	0	0	130
Troy	16	91	2	0	0	0	91
ULM	13	135	0	0	0	0	91
NM State	17	111	1	0	0	0	111
Toledo	16	35	0	0	0	0	35
2016 Totals	**237**	**1,402**	**10**	**5**	**32**	**0**	**1,434**

2017	Rush	Yds.	TD	Rec.	Yds.	TD	Scrimm.
Georgia	13	38	0	4	34	0	72
Savannah St.	9	57	1	1	20	0	77
Texas State	9	14	0	1	9	0	23
Wake Forest	16	27	0	0	0	0	27
NM State	19	241	2	0	0	0	241
Idaho	17	49	0	1	-2	0	47
C. Carolina	8	23	1	1	9	0	32
UMass				DNP			
ULM	21	114	2	2	84	1	198
Ga. Southern				DNP			
Georgia State	32	239	1	2	9	0	248
Louisiana	17	110	2	0	0	0	110
Toledo	22	125	3	0	0	0	125
2017 Totals	**183**	**1,037**	**12**	**12**	**163**	**1**	**1,200**

2018	Rush	Yds.	TD	Rec.	Yds.	TD	Scrimm.
Penn State	18	88	1	5	36	0	124
Charlotte	11	38	0	0	0	0	38
GWU	8	119	2	0	0	0	119
So. Alabama	19	123	2	0	0	0	123
Arkansas State	7	32	1	1	4	0	36
2018 Totals	**63**	**400**	**6**	**6**	**40**	**0**	**440**
Career	**582**	**3,570**	**33**	**23**	**235**	**1**	**3,805**

- Rushed for 123 yards and two TDs on 19 carries without playing in the fourth quarter against South Alabama
- Had 119 yards on eight carries with two TDs, including one on a career-long gain of 81 yards, while playing only one quarter against Gardner-Webb
- Last year, gained a league-leading 1,037 yards and rushed for 12 TDs in 11 official games. Missed two full games (UMass, Georgia Southern) with injuries, the entire second half against Coastal Carolina and almost the entire second half (one carry) against Texas State
- The Sun Belt Conference's "Top NFL Prospect" via Street and Smith
- Helped App State become one of five FBS schools with a 1,000-yard rusher in each of the last six seasons: Auburn (nine years), Boise State (nine), San Diego State (nine), App State (six), Ohio State (six)

PAVING THE WAY

- Thanks to the offensive line, which has made the Joe Moore Award Midseason Honor Roll, App State ranks No. 4 nationally at 6.31 yards per carry
- Left tackle **Victor Johnson** (pictured, 32 straight starts), center **Noah Hannon** (18 straight starts), left guard **Ryan Neuzil** (11 straight starts), right tackle **Chandler Greer**, guard **Baer Hunter** and guard **Cole Garrison** have helped App State rank No. 7 in rushing offense (265.0) and No. 9 in fewest sacks allowed (six) this season
- In each of the previous four years, the line has enabled App State to rank in the top 25 in both sacks allowed and rushing yards per game
- Record three first-team, All-Sun Belt OL in 2017

WELCOME TO THE ROCK

ELEVATION 3,333 FT.

APP STATE RECORD AT KIDD BREWER STADIUM SINCE 2003: 89-17

In addition to boasting one of the most picturesque settings for college football with Appalachian State's beautiful, modern campus and the natural beauty of the High Country serving as a backdrop, Kidd Brewer Stadium also stakes claim to being one of the toughest venues in the nation.

In its 57th season in the venerable stadium, which opened as Conrad Stadium on Sept. 15, 1962, App State boasts a 243-75-5 all-time record at home, including victories in 89 of its last 106 home games.

App State led the FCS in regular-season attendance in each of its final seven seasons at that level. It has led the FBS Sun Belt Conference in home football attendance for the last two years.

Thanks to philanthropic funding through A Mountaineer Impact, Kidd Brewer Stadium received major enhancements in 2017. The video board display increased to three times the size of the previous board with 2,500 square feet to feature 13HD technology from Daktronics. It measures 50 feet high by 90 feet wide for the overall scoreboard, with the new LED display measuring more than 37 feet high by 67 feet wide. In 2018, the athletics complex that comprises Kidd Brewer Stadium and the surrounding facilities was renamed the Mark E. Ricks Athletics Complex.

Kidd Brewer Stadium's official capacity was 16,650 in 2007, but several expansion projects, including construction of the 120,000-square-foot Ricks Center, have almost doubled the capacity.

Conrad Stadium opened in honor of former University trustee and R.J. Reynolds executive William J. Conrad.

KIDD BREWER STADIUM QUICK FACTS

First Game: .....Sept. 15, 1962 vs. Emory and Henry
First Day Game:.....Oct. 13, 1962 vs. Catawba
First Win:..... Applachian 27, Elon 12 (9/29/62)
First Loss: ..... Emory & Henry 6, Appalachian 3 (9/15/62)
First Tie:.....Appalachian 21, Catawba 21 (10/13/62)
Games Played:.....322
App State's Overall Record:..... 243-75-5 (.758)
Most Games Played in a Season: .....9 (2006, '07)
Most Wins in a Season: 9 (2006)
Most Losses in a Season: 4 (1979, 2013)
Most Consecutive Wins: 30 (2003-07)
Most Wins in a 2-Year Span:..... 17 (2006-07)
Most Wins in a 3-Year Span:.....24 ('05-07, '06-08)
Most Games Vs One Opponent: .. 26 vs. W. Carolina
Most Wins Vs One Opponent:..... 19 vs. W. Carolina
Different Opponents at KBS: 73
App State's Record in August:.....2-0
App State's Record in September:.....75-23
App State's Record in October:.....87-30-5
App State's Record in November:.....69-16
App State's Record in December: 10-6
App State's Record in Night Games:.....43-17-1

HOME RECORDS SINCE 2003

Year	Won	Lost	Tied	Pct.
2003	5	0	0	1.000
2004	6	0	0	1.000
2005	7	0	0	1.000
2006	9	0	0	1.000
2007	8	1	0	.889
2008	7	1	0	.875
2009	6	1	0	.857
2010	7	1	0	.875
2011	6	1	0	.857
2012	4	3	0	.571

FBS SEASONS

Year	Won	Lost	Tied	Pct.
2013	2	4	0	.333
2014	4	2	0	.667
2015	5	1	0	.833
2016	5	1	0	.833
2017	5	1	0	.833
2018	3	0	0	1.000
FBS	**24**	**9**	**0**	**.727**
All-Time	**243**	**75**	**5**	**.760**

CAREER GAMES/STARTS

Player	Career Games	Starts (In a Row)
Brad Absher	29	1
Mock Adams	17	—
Brody Barrett	23	—
Markell Clark	18	—
Noel Cook	24	6 (5)
Akeem Davis-Gaither	34	9 (6)
Elijah Diarrassouba	17	6 (6)
Clifton Duck	32	32 (32)
Tobias Edge-Campbell	27	6
Darrynton Evans	18	2 (1)
Austin Exford	34	—
Jordan Fehr	22	6 (6)
Anthony Flory	42	19 (19)
Desmond Franklin	30	17 (16)
Tim Frizzell	17	1
Okon Godwin	38	12 (9)
Chandler Greer	21	11 (6)
Noah Hannon	19	19 (19)
Tae Hayes	45	26 (19)
Thomas Hennigan	19	19 (19)
Baer Hunter	17	6 (6)
Shemar Jean-Charles	19	—
Victor Johnson	32	32 (32)
Elias McMurry	45	—
Jalin Moore	42	20 (1)
Ryan Neuzil	13	11 (11)
Devin Papenheim	22	3
Collin Reed	27	8 (2)
Michael Rubino	32	—
Kaiden Smith	16	—
Chandler Staton	14	—
MyQuon Stout	44	31 (21)
Demetrius Taylor	18	—
Josh Thomas	35	9 (6)
Zac Thomas	10	6 (6)
Jalen Virgil	19	1
Malik Williams	19	8 (1)
Marcus Williams Jr.	13	3
Chris Willis	18	—

2018 BREAKDOWN

GAME-BY-GAME LEADERS

OPPONENT	RUSHING	PASSING	RECEIVING	ALL-PURPOSE	TACKLES
Penn State	Moore (88)	Thomas (270)	Sutton (87)	Evans (149)	Flory (9)
Charlotte	Moore (38)	Thomas (295)	Sutton (155)	Sutton (155)	Davis-Gaither (8)
Gardner-Webb	Hicks (150)	Thomas (185)	Heath (111)	Hicks (150)	Duck (5)
South Alabama	Moore (123)	Thomas (146)	Hennigan (65)	Moore (123)	Davis-Gaither (8)
Arkansas State	Evans (115)	Thomas (144)	Virgil (47)	Evans (132)	Davis-Gaither/Fehr (14)
Louisiana	Evans (183)	Thomas (106)	Pearson (38)	Evans (203)	Davis-Gaither (15)
Ga. Southern					
Coastal					
Texas State					
Georgia State					
Troy					

MISCELLANEOUS INFO (TEAM CAPTAINS: MOORE, STOUT, J. THOMAS, JOHNSON)

OPPONENT	COIN TOSS	CHOICE	1ST APP PLAY	1ST SERIES	OPPONENT	LENGTH	TOPS	PANTS
Penn State	Penn State	Accepts	Sutton catch, 6 yds	FG	TD	3:40	White	Black
Charlotte	Charlotte	Defers	Thomas run, 1 yd	FG	Punt	2:53	White	White
GWU	GWU	Defers	Moore run, 2 yds	TD	Punt (Blk)	3:00	Black	Gold
S. Alabama	So. Alabama	Defers	Inc. pass to Evans	TD	Punt	3:05	Black	Black
A-State	App State	Defers	Moore run, -1 yd	TO (downs)	Punt	3:23	White	White
Louisiana	Louisiana	Accepts	Evans run, 4 yds	Punt	Punt	3:05	Black	Black
Ga. Southern								
Coastal								
Texas State								
Ga. State								
Troy								

STARTING LINEUPS

OFFENSE	LT	LG	C	RG	RT	WR	WR	WR	TE	QB	RB
Penn State	Johnson	Neuzil	Hannon	Hunter	Greer	Sutton	Hennigan	Papenheim^	Reed	Thomas	Moore
Charlotte	Johnson	Neuzil	Hannon	Hunter	Greer	Sutton	Hennigan	Mal. Williams	Reed	Thomas	Moore
Gardner-Webb	Johnson	Neuzil	Hannon	Hunter	Greer	Sutton	Hennigan	Mal. Williams	Reed	Thomas	Moore
South Alabama	Johnson	Neuzil	Hannon	Hunter	Greer	Sutton	Hennigan	Mal. Williams	Absher*	Thomas	Evans*
Arkansas State	Johnson	Neuzil	Hannon	Hunter	Greer	Sutton	Hennigan	Pearson^	Reed	Thomas	Moore
Louisiana	Johnson	Neuzil	Hannon	Hunter	Greer	Sutton	Hennigan	Mal. Williams	Reed	Thomas	Evans
Georgia Southern											
Coastal Carolina											
Texas State											
Georgia State											
Troy											

^ - Two TEs, * - Empty backfield with four WRs, RB in slot

DEFENSE	DE	NT	DE	OLB	ILB	ILB	OLB	SS	FS	CB	CB
Penn State	Godwin	Stout	Diarrassouba	Frizzell	Flory	Fehr	Davis-Gaither	Thomas	Franklin	Duck	Hayes
Charlotte	Godwin	Stout	Diarrassouba	Cook	Flory	Fehr	Davis-Gaither	Thomas	Franklin	Duck	Hayes
Gardner-Webb	Godwin	Stout	Diarrassouba	Cook	Flory	Fehr	Davis-Gaither	Thomas	Franklin	Duck	Hayes
South Alabama	Godwin	Stout	Diarrassouba	Cook	Flory	Fehr	Davis-Gaither	Thomas	Franklin	Duck	Hayes
Arkansas State	Godwin	Stout	Diarrassouba	Cook	Flory	Fehr	Davis-Gaither	Thomas	Franklin	Duck	Hayes
Louisiana	Godwin	Stout	Diarrassouba	Cook	Flory	Fehr	Davis-Gaither	Thomas	Franklin	Duck	Hayes
Georgia Southern											
Coastal Carolina											
Texas State											
Georgia State											
Troy											

2018 REGULAR SEASON HONORS

USA TODAY MIDSEASON ALL-AMERICAN
Clifton Duck (second team, returner)

JOE MOORE MIDSEASON HONOR ROLL
App State offensive line (14 OLs on list)

RAY GUY AWARD WATCH LIST
Clayton Howell (punter)

NATIONAL PLAYER OF THE WEEK
9/8: Zac Thomas (College Football Performance Awards, Manning Award 'Stars of the Week')

SUN BELT PLAYERS OF THE WEEK
9/1: Darrynton Evans (Special Teams)
9/8: Zac Thomas (Offense)
9/22: Steven Jones (Special Teams)
10/9: Jordan Fehr (Defense)
10/20: Darrynton Evans (Co-Offense)

PFF COLLEGE WEEKLY SUN BELT TEAMS
9/1: Malik Williams (WR), Ryan Neuzil (OG), Jalin Moore (RB)
9/8: Desmond Franklin (S), Austin Exford (S), Corey Sutton (WR)
9/22: Dominique Heath (WR), Chandler Greer (OT)
9/29: Desmond Franklin (S), Jordan Fehr (LB), Noah Hannon (C)

2018 PRESEASON HONORS

CLIFTON DUCK | DB
• Jim Thorpe Award watch list
• Street and Smith 2nd-team All-American
• 1st-team Preseason Dream Team From College Football America Yearbook
• Sun Belt's "Best Cover Corner" by Lindy's
• 2018 Sun Belt Preseason Defensive Player of the Year
• 1st-team All-Sun Belt from the league

ANTHONY FLORY | LB
• 1st-team All-Sun Belt from the league

NOAH HANNON | OL
• 3rd-team All-Sun Belt from Athlon
• Sun Belt's "Best Interview" by Street and Smith

TAE HAYES | DB
• Bronko Nagurski Trophy watch list
• Sun Belt's No. 6 "NFL Talent" by Lindy's
• 2nd-team All-Sun Belt from the league

THOMAS HENNIGAN | WR
• 3rd-team All-Sun Belt from Athlon

VICTOR JOHNSON | OL
• Sun Belt's "Best Pass Blocker" by Lindy's
• 1st-team All-Sun Belt from the league

ELIAS MCMURRY | LS
• 1st-team All-Sun Belt from Phil Steele

JALIN MOORE | RB
• Maxwell Award watch list
• Doak Walker Award watch list
• Reese's Senior Bowl watch list
• Shared No. 11 spot with teammate Jalen Virgil on The Athletic's "Freaks List"
• NFL.com's No. 9 "most freakish athlete"
• Sun Belt's No. 1 "NFL Talent" by Lindy's
• Sun Belt's Top "NFL Prospect" and "Under Pressure" performer by Street and Smith
• No. 19 FBS running back (No. 2 among running backs) in G5 leagues by Athlon
• No. 18 running back by Sporting News
• One of the top 150 FBS players to watch (No. 62 overall, 11th among running backs) by NFL.com
• 1st-team All-Sun Belt from the league

COLLIN REED | TE
• John Mackey Award watch list
• 1st-team All-Sun Belt from the league

MYQUON STOUT | DL
• Wuerffel Trophy watch list
• 2nd-team All-Sun Belt from the league

ZAC THOMAS | QB
• 3rd-team All-Sun Belt from Athlon

JALEN VIRGIL | WR
• No. 11 on The Athletic's "Freaks List"
• Sun Belt's "Fastest Receiver" by Street and Smith

LONG PLAYS

App State has 19 plays from scrimmage of at least 30 yards, and it leads the country with only four allowed.

APPALACHIAN STATE

YDS	PLAY	OPP. (QTR)
90	Sutton pass from Thomas*	CLT (4th)
81	Moore rush*	GWU (1st)
73	Hicks rush*	GWU (4th)
65	Evans rush	UL (3rd)
64	Heath pass from Thomas*	GWU (1st)
62	Thomas rush*	ASU (4th)
57	Evans rush	ASU (3rd)
54	Thomas rush*	USA (1st)
44	Sutton pass from Thomas	USA (2nd)
42	Evans rush	USA (3rd)
41	Virgil pass from Thomas	ASU (2nd)
39	Evans rush	ASU (2nd)
39	Sutton pass from Thomas	PSU (4th)
38	Sutton pass from Thomas	CLT (1st)
38	Malik Williams pass from Thomas	CLT (2nd)
37	Moore rush	USA (3rd)
31	Hennigan pass from Thomas	USA (1st)
31	Hennigan pass from Thomas	GWU (2nd)
30	Sutton pass from Thomas	PSU (4th)

* Denotes TD scored on play

OPPONENTS

YDS	PLAY	OPP. (QTR)
46	Hamler pass from McSorley	PSU (4th)
41	Baker pass from Orth	USA (1st)
38	Mitchell pass from Lewis	UL (1st)
34	McCray pass from Orth	USA (2nd)

SCORING DRIVES

APPALACHIAN STATE

Opp.	Qtr	Clock	Scoring Play	Plays	Yds	Time
PSU	1st	11:48	Evans 100 yd kickoff return			
PSU	1st	4:10	Staton 38 yd FG	12	60	6:37
PSU	4th	13:39	Williams 17 yd pass from Thomas	10	75	4:02
PSU	4th	7:40	Williams 24 yd pass from Thomas	9	80	3:32
PSU	4th	6:03	Thomas 1 yd run	4	53	1:36
PSU	4th	1:47	Moore 16 yd run	4	42	1:12
CLT	1st	10:25	Staton 31 yd FG	9	61	4:35
CLT	1st	1:03	Thomas 5 yd run	7	71	2:58
CLT	2nd	6:46	Sutton 27 yd pass from Thomas,	6	75	2:19
CLT	2nd	0:43	Heath 7 yd pass from Thomas	5	75	0:54
CLT	3rd	6:01	Hennigan 59 yd punt return			
CLT	4th	14:45	Sutton 90 yd pass from Thomas	2	83	0:37
CLT	4th	9:28	Exford 0 yd fumble recovery			
GWU	1st	14:00	Heath 64 yd pass from Thomas	3	75	1:00
GWU	1st	11:53	Jones 0 yd blocked punt return			
GWU	1st	2:32	Moore 1 yd run	12	72	5:14
GWU	1st	0:08	Moore 81 yd run	2	92	0:25
GWU	2nd	14:06	Evans 9 yd run	1	9	0:07
GWU	2nd	12:42	Duck 62 yd punt return			
GWU	2nd	9:50	Thomas 12 yd run	5	59	1:52
GWU	2nd	0:00	Staton 33 yd FG	10	57	3:41
GWU	3rd	7:18	Heath 19 yd pass from Derrick	11	88	5:42
GWU	3rd	0:42	Derrick 3 yd run	6	73	2:43
GWU	4th	3:13	Hicks 73 yd run	5	90	2:34
USA	1st	13:11	Thomas 54 yd run	6	69	1:49
USA	1st	5:37	Moore 7 yd run	2	38	0:35
USA	1st	3:10	Thomas 7 yd run	2	25	0:25
USA	2nd	12:22	Sutton 2 yd pass from Thomas	6	86	2:57
USA	2nd	4:45	Moore 2 yd run	12	69	5:03
USA	2nd	2:41	Will., Mar. 27 yd pass from Thomas	2	37	0:35
USA	3rd	0:46	Staton 23 yd FG	7	86	3:29
USA	4th	3:04	Reed 3 yd pass from Derrick	13	95	7:40
ASU	2nd	11:13	Moore 27 run	4	75	1:41
ASU	2nd	2:57	Sutton 25 pass from Thomas	4	74	1:34
ASU	2nd	0:45	Evans 1 run	3	3	1:11
ASU	3rd	2:52	Reed 3 pass from Thomas	5	86	2:43
ASU	4th	6:09	Thomas 62 run	3	65	1:30
UL	1st	3:46	Evans 2 run	4	25	1:36
UL	2nd	13:10	Staton 40 yd FG	7	41	2:25
UL	2nd	2:11	Evans 20 pass from Thomas	10	73	5:17
UL	3rd	14:01	Williams Jr. 6 run	3	73	0:59
UL	4th	2:46	Staton 29 yd FG	11	47	5:43

OPPONENTS

Opp.	Qtr	Clock	Scoring Play	Plays	Yds	Time
PSU	1st	12:02	McSorley 12 yd run	7	75	2:58
PSU	2nd	0:12	Pinegar 32 yd FG	12	77	4:32
PSU	3rd	9:41	McSorley 10 yd run	8	65	3:22
PSU	3rd	2:41	Slade 7 yd run	8	72	3:40
PSU	4th	11:17	Sanders 2 yd run	6	75	2:22
PSU	4th	0:42	Hamler 15 yd pass from McSorley	7	48	0:57
PSU	OT	15:00	Sanders 4 yd run	4	25	0:00
CLT	2nd	9:05	Cruz 46 yd FG	11	47	6:58
CLT	2nd	1:37	Cruz 54 yd FG	10	39	5:09
CLT	2nd	0:08	Cruz 48 yd FG	5	13	0:35
GWU	1st	7:55	Blackmon 14 yd pass from Smith	11	75	3:58
USA	1st	06:12	Baker 2 yd run	8	70	2:45
ASU	1st	9:39	Grupe 31 yd FG	11	54	3:47
ASU	2nd	12:54	Grupe 47 yd FG	10	45	3:59
ASU	2nd	4:37	Grupe 33 yd FG	5	48	2:20
UL	1st	0:41	Mitchell 38 pass from Lewis	8	75	3:05
UL	2nd	9:02	Pfau 43 yd FG	9	49	4:08
UL	4th	1:03	Ragas 27 run	7	69	1:37

CAREER HIGHS

BRAD ABSHER
Receptions ..... 3 (Gardner-Webb – 18)
Receiving yards ..... 17 (at Akron – 16)

MOCK ADAMS
Receptions ..... 2 (Idaho - 16)
Receiving yards ..... 24 (Idaho - 16)
TD receptions ..... 1 (Texas State - 16)

MARKELL CLARK
Tackles ..... 3 (Two times – 17)
Tackles for loss ..... 1.0 (Savannah State – 17)

NOEL COOK
Tackles ..... 13 (Louisiana - 18)
Tackles for loss ..... 2.0 (Louisiana & Charlotte - 18)

PEYTON DERRICK
Pass completions ..... 7 (Gardner-Webb – 18)
Pass attempts ..... 7 (Gardner-Webb – 18)
Passing yards ..... 68 (Gardner-Webb – 18)
Long pass ..... 22 (at Penn State - 18)
Passing TDs ..... 1 (Two times - 18)
Rushing yards ..... 11 (at Charlotte - 18)

AKEEM DAVIS-GAITHER
Tackles ..... 15 (Louisiana - 18)
Tackles for loss ..... 2.0 (Louisiana - 18, at NM State - 16)
Sacks ..... 1.0 (Louisiana -18, at NM State - 16)

ELIJAH DIARRASSOUBA
Tackles ..... 3 (Louisiana – 18)
Tackles for loss ..... 0.5 (Two times – 18)

CLIFTON DUCK
Tackles ..... 13 (at Akron - 16)
Sacks ..... 1.0 (NM State - 17)
Interceptions ..... 3 (NM State - 17)

AUSTIN EXFORD
Tackles ..... 6 (Three times)
Sacks ..... 1.0 (Georgia Southern - 17)
Interceptions ..... 1 (at Arkansas State - 18)

DARRYNTON EVANS
Rushes ..... 26 (Louisiana - 18)
Rushing yards ..... 183 (Louisiana - 18)
Rushing TDs ..... 1 (Two times - 18)
Long rush ..... 65 (Louisiana - 18)
Receptions ..... 2 (at Louisiana - 16)
Receiving yards ..... 23 (at Akron - 16)
Receiving TDs ..... 1 (Louisiana - 18)
Long return ..... 100 (at Penn State - 18)

JORDAN FEHR
Tackles ..... 15 (at Arkansas State - 18)
Tackles for loss ..... 2.0 (Savannah State - 17)
Sacks ..... 1.0 (at Arkansas State - 18)
Interceptions ..... 1 (at Georgia - 17)

DESMOND FRANKLIN
Tackles ..... 9 (at ULM - 17)
Interceptions ..... 1 (Five times)

ANTHONY FLORY
Tackles ..... 11 (NM State - 17)
Tackles for loss ..... 2.0 (NM State - 17)
Sacks ..... 1.0 (Texas State - 17)

OKON GODWIN
Tackles ..... 5 (at Georgia - 17)
Tackles for loss ..... 1.5 (Louisiana - 17)
Sacks ..... 1.0 (Idaho - 16, Toledo - 17)

DAETRICH HARRINGTON
Rushes ..... 17 (Louisiana – 17)
Rushing yards ..... 118 (Louisiana – 17)
Rushing TDs ..... 1 (Two times – 17)
Long rush ..... 35 (Two times - 17)

TAE HAYES
Tackles ..... 8 (at Texas State - 17)
Sacks ..... 1.0 (Coastal - 17)
Interceptions ..... 3 (NM State - 17)

DOMINIQUE HEATH (KANSAS STATE 2015-17)
Receptions ..... 9 (Iowa State – 16)
Receiving yards ..... 111 (Gardner-Webb – 18)
TD receptions ..... 2 (Gardner-Webb – 18)
Long reception ..... 64 (Gardner-Webb - 18)

THOMAS HENNIGAN
Receptions ..... 6 (at Texas State - 17, NM State - 17)
Receiving yards ..... 99 (Louisiana - 17)
TD receptions ..... 4 (Louisiana - 17)
Long reception ..... 51 (Georgia Southern - 17)

D'ANDRE HICKS
Rushes ..... 11 (Gardner-Webb – 18)
Rushing yards ..... 150 (Gardner-Webb – 18)
Rushing TDs ..... 1 (Gardner-Webb – 18)
Long rush ..... 73 (Gardner-Webb – 18)

CLAYTON HOWELL
Punts ..... 8 (at Arkansas State - 18)
Long punt ..... 62 (at Arkansas State - 18)
Inside the 20 ..... 2 (at Penn State - 18)

D'MARCO JACKSON
Tackles ..... 5 (South Alabama – 18)
Tackles for loss ..... 0.5 (Two times – 18)

JERMAINE MCDANIEL JR.
Tackles ..... 3 (Gardner-Webb – 18)
Tackles for loss ..... 2.0 (Gardner-Webb – 18)
Sacks ..... 2.0 (Gardner-Webb – 18)

JALIN MOORE
Rushes ..... 39 (at Akron - 16)
Rushing yards ..... 257 (at Akron - 16)
Rushing TDs ..... 3 (Toledo - 17)
Long rush ..... 81 (Gardner-Webb - 18)
Receptions ..... 5 (at Penn State - 18)
Receiving yards ..... 84 (at ULM - 17)
Long reception ..... 75 (at ULM - 17)

COLLIN REED
Receptions ..... 4 (at ULL - 16)
Receiving yards ..... 106 (Savannah State - 17)
TD receptions ..... 2 (Savannah State - 17)
Long reception ..... 68 (Savannah State - 17)

E.J. SCOTT
Tackles ..... 3 (South Alabama - 18)
Tackles for loss ..... 0.5 (South Alabama - 18)

KAIDEN SMITH
Tackles ..... 3 (Louisiana - 17)
Tackles for loss ..... 1.0 (Gardner-Webb - 18)
Interceptions ..... 1 (Gardner-Webb - 18)

CALEB SPURLIN
Tackles ..... 4 (at Arkansas State – 18)
Tackles for loss ..... 1.5 (Savannah State – 17)
Sacks ..... 1.0 (Louisiana - 18, Savannah State – 17)

CHANDLER STATON
Field Goals ..... 2 (Four times)
Long ..... 53 (Georgia Southern - 17)
PATs ..... 6/6 (at ULM - 17)

MYQUON STOUT
Tackles ..... 6 (at Georgia - 17, Louisiana - 17)
Tackles for loss ..... 1.5 (at Troy - 16)
Sacks ..... 1.0 (Toledo - 16, at Idaho - 17)

COREY SUTTON (KANSAS STATE 2016)
Receptions ..... 6 (at Penn State - 18)
Receiving yards ..... 155 (at Charlotte - 18)
TD receptions ..... 2 (at Charlotte - 18)
Long reception ..... 90 (at Charlotte - 18)

JOSH THOMAS
Tackles ..... 7 (at Texas State - 17)
Interceptions ..... 1 (Idaho - 16, at Arkansas State - 18)

ZAC THOMAS
Pass completions ..... 25 (at Penn State - 18)
Pass attempts ..... 38 (at Penn State - 18)
Passing yards ..... 295 (at Charlotte - 18)
Passing TDs ..... 3 (at Charlotte - 18)
Long pass ..... 90 (at Charlotte - 18)
Rushes ..... 15 (at Penn State - 18)
Rushing yards ..... 77 (South Alabama - 18)
Rushing TDs ..... 2 (South Alabama - 18)
Long rush ..... 62 (at Arkansas State - 18)

JALEN VIRGIL
Receptions ..... 5 (Coastal - 17)
Receiving yards ..... 186 (Coastal - 17)
TD receptions ..... 2 (Coastal - 17)
Long reception ..... 83 (Coastal - 17)

MALIK WILLIAMS
Receptions ..... 4 (at Penn St. - 18, at Texas St. - 17)
Receiving yards ..... 68 (at Texas State - 17)
TD receptions ..... 2 (at Penn State - 18)
Long reception ..... 38 (at Charlotte - 18)

MARCUS WILLIAMS JR.
Rushes ..... 28 (Georgia Southern - 17)
Rushing yards ..... 130 (Georgia Southern - 17)
Rushing TDs ..... 2 (Coastal - 17)
Long rush ..... 34 (Coastal - 17)
Receptions ..... 1 (Three times)
Receiving yards ..... 27 (South Alabama - 18)
Receiving TDs ..... 1 (South Alabama - 18)
Long reception ..... 27 (South Alabama - 18)

CHRIS WILLIS
Tackles ..... 3 (Three times)
Tackles for loss ..... 1.0 (Three times)
Sacks ..... 1.0 (at Idaho – 17)

ALPHABETICAL

No.	Name	Pos.	Ht.	Wt.	Cl.
18	Brad Absher	WR	5-10	178	Sr.
15	Mock Adams	WR	6-4	205	Jr.
68	Brody Barrett	DL	6-3	298	Jr.
27	A.J. Beach	DB	5-9	166	Fr.
51	Tyler Bird	LB	6-2	218	Fr.
95	George Blackstock	DL	6-1	258	R-Fr.
65	Gage Blackston	OL	6-4	283	R-Fr.
8	Stephon Brown	QB	6-5	208	Fr.
79	Luke Burnette	OL	6-5	268	Fr.
34	Nakendrick Clark	RB	5-9	193	Jr.
96	Markell Clark	DL	6-0	264	So.
45	Trey Cobb	LB	6-2	220	Fr.
81	Braden Collins	WR	6-2	197	Fr.
20	Noel Cook	LB	6-0	212	Jr.
24	Akeem Davis-Gaither	LB	6-2	208	Jr.
91	Tommy Dawkins	DL	6-2	227	So.
25	Kaleb Dawson	DB	5-11	184	Fr.
13	Peyton Derrick	QB	6-2	182	R-Fr.
57	Elijah Diarrassouba	DL	6-1	250	So.
40	Logan Doublin	LB	6-0	216	Fr.
4	Clifton Duck	DB	5-10	170	Jr.
53	Max Durschlag	LS	5-11	197	Fr.
99	Jordon Earle	DL	6-2	305	Fr.
52	Tobias Edge-Campbell	OL	6-2	272	Sr.
37	Tanner Ellenberger	LB	6-3	223	R-Fr.
3	Darrynton Evans	RB	5-11	191	So.
84	Mike Evans	TE	6-3	239	Jr.
9	Austin Exford	DB	6-0	200	Sr.
59	Jordan Fehr	LB	6-3	226	Jr.
44	Anthony Flory	LB	6-1	232	Sr.
50	Keaton Forbes	LB	6-0	215	Fr.
6	Desmond Franklin	DB	6-0	200	Jr.
22	Jace Frisbee	TE	6-2	206	R-Fr.
10	Tim Frizzell	LB	6-1	223	So.
73	Cole Garrison	OL	6-4	283	So.
9	Jackson Gibbs	QB	6-1	193	R-Fr.
35	Miller Gibbs	TE	6-4	219	Fr.
62	Weston Gillespie	OL	6-4	287	So.
29	John Gliarmis	K	5-8	150	Fr.
47	Okon Godwin	DL	6-1	250	Sr.
78	Chandler Greer	OL	6-4	288	Sr.
80	AJ Hall	WR	6-1	200	Fr.
49	Blythe Hall	LB	6-2	200	So.
31	Nick Hampton	LB	6-3	202	Fr.
60	Noah Hannon	OL	6-1	270	So.
64	Will Hardin	OL	6-2	291	So.
74	Anderson Hardy	OL	6-6	261	Fr.
27	DeMarcus Harper	RB	5-11	190	So.
19	Daetrich Harrington	RB	6-0	184	So.
29	Devonte Harrison	DB	6-0	201	So.
84	Joe Hartung	TE	6-3	256	R-Fr.
56	Nate Haskins	OL	6-4	280	So.
17	Tae Hayes	DB	5-11	183	Sr.
30	Zareon Hayes	LB	6-1	242	Fr.
77	Josh Headlee	OL	6-4	287	Fr.
4	Dominique Heath	WR	5-9	166	Sr.
5	Thomas Hennigan	WR	6-1	206	So.
83	Jake Henry	WR	5-11	180	R-Fr.

NUMERICAL ROSTER

No.	Name	Pos.	Ht.	Wt.	Yr.	Hometown/High School (Previous College)
2	Zeb Speir	QB	6-2	203	Sr.	Sylva, N.C./Smoky Mountain
2	Corey Sutton	WR	6-3	205	So.	Charlotte, N.C./Mallard Creek (Kansas State)
3	Darrynton Evans	RB	5-11	191	So.	Oak Hill, Fla./New Smyrna Beach
4	Clifton Duck	DB	5-10	170	Jr.	Matthews, N.C./Butler
4	Dominique Heath	WR	5-9	166	Sr.	Huntersville, N.C./Hopewell (Kansas State)
5	Thomas Hennigan	WR	6-1	206	So.	Greensboro, N.C./NW Guilford
6	Desmond Franklin	DB	6-0	200	Jr.	Inverness, Fla./Citrus
6	Camerun Peoples	RB	6-2	202	Fr.	Lineville, Ala./Clay Central
7	Jacob Huesman	QB	6-3	203	So.	Bradenton, Fla./Braden River
7	Josh Thomas	DB	6-0	206	Jr.	Montgomery, Ala./Montgomery Academy
8	Stephon Brown	QB	6-5	208	Fr.	Winston-Salem, N.C./Glenn
8	Shemar Jean-Charles	DB	5-11	181	So.	Miramar, Fla./Miramar
9	Austin Exford	DB	6-0	200	Sr.	Snellville, Ga./Shiloh
9	Jackson Gibbs	QB	6-1	193	R-Fr.	Davidson, N.C./Hough (UCLA)
10	Tim Frizzell	LB	6-1	223	So.	Knoxville, Tenn./Hardin Valley Academy
10	Tanner Wilson	QB	6-2	225	R-Fr.	Reidsville, N.C./Reidsville
11	Jeremy Level	DB	6-1	207	So.	Greensboro, N.C./Page
11	Jalen Virgil	WR	6-1	206	So.	Lawrenceville, Ga./Mountain View
12	Steven Jones	DB	5-10	180	R-Fr.	Rockingham, N.C./Richmond Senior
12	Zac Thomas	QB	6-1	200	So.	Trussville, Ala./Hewitt-Trussville
13	Peyton Derrick	QB	6-2	182	R-Fr.	Conway, S.C./Conway
13	Kaiden Smith	DB	6-1	196	So.	Lawrenceville, Ga./Mountain View
14	Malik Williams	WR	5-10	183	So.	Chester, S.C./Chester Senior
15	Mock Adams	WR	6-4	205	Jr.	Greenwood, S.C./Greenwood
16	Shaun Jolly	DB	5-9	171	R-Fr.	Stone Mountain, Ga./Stephenson
17	Tae Hayes	DB	5-11	183	Sr.	Decatur, Ala./Decatur
17	Trey McCollum	WR	5-10	206	So.	Burlington, N.C./Western Alamance (Lincoln)
18	Brad Absher	WR	5-10	178	Sr.	Troy, N.C./West Montgomery
19	Daetrich Harrington	RB	6-0	184	So.	Douglasville, Ga./Alexander
19	Mike Price	DB	5-10	188	Fr.	Ellenwood, Ga./Stockbridge
20	Noel Cook	LB	6-0	212	Jr.	Reidsville, N.C./Reidsville
20	A'Darius Purifoy	WR	6-0	188	So.	Pensacola, Fla./West Florida Tech
21	Ryan Huff	DB	6-1	200	R-Fr.	Athens, Ga./Cedar Shoals
21	Dysaun Razzak	WR	5-7	152	Fr.	Kernersville, N.C./Glenn
22	Jace Frisbee	LB	6-2	206	R-Fr.	Brevard, N.C./Brevard
22	D'Andre Hicks	RB	5-10	178	R-Fr.	Punta Gorda, Fla./Charlotte
24	Akeem Davis-Gaither	LB	6-2	208	Jr.	Thomasville, N.C./Thomasville
25	Kaleb Dawson	DB	5-11	184	Fr.	Moultrie, Ga./Colquitt County
25	Jalin Moore	RB	5-11	207	Sr.	Shelby, N.C./Crest
26	Matthew McQuinn	LB	6-0	202	R-Fr.	Fort Myers, Fla./Fort Myers
26	Marcus Williams Jr.	RB	5-10	200	So.	Rocky Mount, N.C./SW Edgecombe
27	A.J. Beach	DB	5-9	166	Jr.	Smyrna, Ga./Milton (Georgia Military College)
27	DeMarcus Harper	RB	5-11	190	So.	Asheville, N.C./Owen
28	Jay Person	LB	6-2	221	Fr.	Cleveland, Tenn./Bradley Central
29	John Gliarmis	K	5-8	150	Fr.	Wilson, N.C./Fike
29	Devonte Harrison	LB	6-0	201	So.	Jacksonville, Fla./Sandalwood
30	Zareon Hayes	LB	6-1	242	Fr.	Dillon, S.C./Dillon
30	Clayton Howell	P	6-0	183	R-Fr.	High Point, N.C./High Point Central
31	Nick Hampton	LB	6-3	202	Fr.	Anderson, S.C./Westside
33	Jordan Mitchell	LB	6-0	203	Fr.	Beulaville, N.C./East Duplin
34	Nakendrick Clark	RB	5-9	193	Jr.	Statesville, N.C./Statesville (Louisburg College)
35	Miller Gibbs	TE	6-4	219	Fr.	Davidson, N.C./Hough
36	Brock Mattison	DL	6-1	217	Fr.	Duluth, Ga./Buford
37	Tanner Ellenberger	LB	6-3	223	R-Fr.	Brevard, N.C./Brevard
39	Zion Madden	CB	5-10	157	Fr.	High Point, N.C./Southwest Guilford
39	Xavier Subotsch	P	6-1	193	So.	Melbourne, Victoria, Australia/Haileyburg
40	Logan Doublin	LB	6-0	216	Fr.	Clearwater, Fla./Largo

No.	Name	Pos.	Ht.	Wt.	Yr.	Hometown/High School (Previous College)
41	Michael Rubino	K	6-3	215	Jr.	Apex, N.C./Middle Creek
42	Harrison Taylor	DL	6-4	234	Fr.	McDonough, Ga./Eagle's Landing Christian
43	Hansky Paillant	DL	6-2	224	Fr.	Sunrise, Fla./Miramar
44	Anthony Flory	LB	6-1	232	Sr.	Miramar, Fla./American Heritage
45	Trey Cobb	LB	6-2	220	Fr.	Waycross, Ga./Ware County
46	Chris Washington	DL	5-11	277	Fr.	Newberry, Fla./Newberry
47	Okon Godwin	DL	6-1	250	Sr.	Covington, Ga./Alcovy
48	Demetrius Taylor	DL	6-1	260	So.	Miami, Fla./Northwestern
49	Blythe Hall	LB	6-2	200	So.	Greensboro, N.C./Southeast Guilford
50	Keaton Forbes	LB	6-0	215	Fr.	Sanford, N.C./Lee County
51	Tyler Bird	LB	6-2	218	Fr.	Acworth, Ga./North Paulding
51	Baer Hunter	OL	6-2	286	So.	Clemmons, N.C./West Forsyth
52	Tobias Edge-Campbell	OL	6-2	272	Sr.	Raeford, N.C./Hoke County
52	D'Marco Jackson	LB	6-1	220	R-Fr.	Spartanburg, S.C./Broome
53	Max Durschlag	LS	5-11	197	Fr.	Charlotte, N.C./Mallard Creek
54	Jermaine McDaniel Jr.	DL	6-3	223	R-Fr.	Dillon, S.C./Dillon
55	Matt Williams	OL	6-5	286	So.	Lehigh Acres, Fla./Lehigh
56	Nate Haskins	OL	6-4	280	So.	Orlando, Fla./Boone
57	Elijah Diarrassouba	DL	6-1	250	So.	Greensboro, N.C./Page
58	Ryan Neuzil	OL	6-3	280	So.	Bradenton, Fla./Braden River
59	Jordan Fehr	LB	6-3	226	Jr.	Charlotte, N.C./Providence
60	Noah Hannon	OL	6-1	270	So.	Greer, S.C./Greer
62	Weston Gillespie	OL	6-4	287	So.	Travelers Rest, S.C./Travelers Rest
63	Ivan Reyes	OL	6-1	292	So.	Hickory, N.C./St. Stephens
64	Will Hardin	OL	6-2	291	So.	Greensboro, N.C./Page
65	Gage Blackston	OL	6-4	283	R-Fr.	Savannah, Ga./Benedictine Military
66	Will Israel	DL	6-2	215	R-Fr.	Asheville, N.C./A.C. Reynolds
67	Logan Wright	OL	6-4	305	So.	Kernersville, N.C./East Forsyth
68	Brody Barrett	DL	6-3	298	Jr.	San Juan Capistrano, Calif./JSerra Catholic
70	Cooper Hodges	OL	6-4	301	Fr.	Glen St. Mary, Fla./Baker County
73	Cole Garrison	OL	6-4	283	So.	Pinson, Ala./Clay-Chalkville
74	Anderson Hardy	OL	6-6	261	Fr.	Raleigh, N.C./Sanderson
75	Victor Johnson	OL	6-5	296	Jr.	North Augusta, S.C./North Augusta
77	Josh Headlee	OL	6-4	287	Fr.	Boone, N.C./Watauga
78	Chandler Greer	OL	6-4	288	Sr.	Knoxville, Tenn./Bearden
79	Luke Burnette	OL	6-5	268	Fr.	Monroe, N.C./Sun Valley
80	AJ Hall	WR	6-1	200	Fr.	Kernersville, N.C./East Forsyth
81	Braden Collins	WR	6-2	197	Fr.	Knoxville, Tenn./Farragut
82	Richard Tucker	WR	6-0	180	Fr.	Campobello, S.C./Chapman
83	Jake Henry	WR	5-11	180	R-Fr.	Cantonment, Fla./J.M. Tate
84	Mike Evans	TE	6-3	239	Jr.	Jacksonville, N.C./White Oak (Lenoir-Rhyne)
84	Joe Hartung	TE	6-3	256	R-Fr.	Greenwood, S.C./Greenwood
85	Michael Queen	WR	6-1	200	So.	Apex, N.C./Northwood
86	Trey Ross	TE	6-3	223	Fr.	Sophia, N.C./Randleman
87	Collin Reed	TE	6-4	248	Jr.	Boiling Springs, S.C./Boiling Springs
88	Cameron Pack	DL	6-4	240	So.	Mount Airy, N.C./Mount Airy
88	Henry Pearson	TE	6-3	243	Fr.	Ho-Ho-Kus, N.J./Paramus Catholic
89	Devin Papenheim	TE	6-6	254	Jr.	Bushnell, Fla./South Sumter
89	Dorian Pickett	DL	6-2	220	Fr.	Beulaville, N.C./East Duplin
90	Chris Willis	DL	6-2	245	So.	Shelby, N.C./Crest
91	Tommy Dawkins	DL	6-2	227	So.	Concord, N.C./Cox Mill
91	Chandler Staton	K	5-11	184	So.	Gainesville, Ga./Gainesville
92	MyQuon Stout	DL	6-1	280	Sr.	Salisbury, N.C./Jesse C. Carson
93	Elias McMurry	LS	6-0	237	Sr.	Statesville, N.C./Statesville
94	Josh Houser	DL	6-1	283	Jr.	Boonville, N.C./Starmount
95	George Blackstock	DL	6-1	258	R-Fr.	Eden, N.C./Eden Morehead
96	Markell Clark	DL	6-0	264	So.	Dacula, Ga./Spain Park
97	Caleb Spurlin	DL	5-10	255	So.	Galax, Va./Galax
98	E.J. Scott	DL	6-3	270	Jr.	Farmville, N.C./Farmville Central (Shaw)
99	Jordon Earle	DL	6-2	305	Fr.	West Palm Beach, Fla./Forest Hill

No.	Name	Pos.	Ht.	Wt.	Cl.
22	D'Andre Hicks	RB	5-10	178	R-Fr.
70	Cooper Hodges	OL	6-4	301	Fr.
94	Josh Houser	DL	6-1	283	Jr.
30	Clayton Howell	P	6-0	183	R-Fr.
7	Jacob Huesman	QB	6-3	203	So.
21	Ryan Huff	DB	6-1	200	R-Fr.
51	Baer Hunter	OL	6-2	286	So.
66	Will Israel	DL	6-2	215	R-Fr.
52	D'Marco Jackson	LB	6-1	220	R-Fr.
8	Shemar Jean-Charles	DB	5-11	181	So.
75	Victor Johnson	OL	6-5	296	Jr.
16	Shaun Jolly	DB	5-9	171	R-Fr.
12	Steven Jones	DB	5-10	180	R-Fr.
11	Jeremy Level	DB	6-1	207	So.
39	Zion Madden	DB	5-10	157	Fr.
36	Brock Mattison	DL	6-1	217	Fr.
17	Trevion McCollum	WR	5-10	206	So.
54	Jermaine McDaniel Jr.	DL	6-3	223	R-Fr.
93	Elias McMurry	LS	6-0	237	Sr.
26	Matthew McQuinn	LB	6-0	202	R-Fr.
33	Jordan Mitchell	LB	6-0	203	Fr.
25	Jalin Moore	RB	5-11	207	Sr.
58	Ryan Neuzil	OL	6-3	280	So.
88	Cameron Pack	DL	6-4	240	So.
43	Hansky Paillant	DL	6-2	224	Fr.
89	Devin Papenheim	TE	6-6	254	Jr.
88	Henry Pearson	TE	6-3	243	Fr.
6	Camerun Peoples	RB	6-2	202	Fr.
28	Jay Person	LB	6-2	221	Fr.
89	Dorian Pickett	DL	6-2	220	Fr.
19	Mike Price	DB	5-10	188	Fr.
20	A'Darius Purifoy	WR	6-0	188	So.
85	Michael Queen	WR	6-1	200	So.
21	Dysaun Razzak	WR	5-7	152	Fr.
87	Collin Reed	TE	6-4	248	Jr.
63	Ivan Reyes	OL	6-1	292	So.
86	Trey Ross	TE	6-3	223	Fr.
41	Michael Rubino	K	6-3	215	Jr.
98	E.J. Scott	DL	6-3	270	Jr.
13	Kaiden Smith	DB	6-1	196	So.
2	Zeb Speir	QB	6-2	203	Sr.
97	Caleb Spurlin	DL	5-10	255	So.
91	Chandler Staton	K	5-11	184	So.
92	MyQuon Stout	DL	6-1	280	Sr.
39	Xavier Subotsch	P	6-1	193	So.
2	Corey Sutton	WR	6-3	205	So.
48	Demetrius Taylor	DL	6-1	260	So.
42	Harrison Taylor	DL	6-4	234	Fr.
7	Josh Thomas	DB	6-0	206	Jr.
12	Zac Thomas	QB	6-1	200	So.
82	Richard Tucker	WR	6-0	180	Fr.
11	Jalen Virgil	WR	6-1	206	So.
46	Chris Washington	DL	5-11	277	Fr.
14	Malik Williams	WR	5-10	183	So.
55	Matt Williams	OL	6-5	286	So.
26	Marcus Williams Jr.	RB	5-10	200	So.
90	Chris Willis	DL	6-2	245	So.
10	Tanner Wilson	QB	6-2	225	R-Fr.
67	Logan Wright	OL	6-4	305	So.

UPDATED DEPTH CHART

OFFENSE

Pos.	#	Player	Height	Weight	Class
LT	**75**	**VICTOR JOHNSON**	**6-5**	**296**	**Jr.**
	56	Nate Haskins	6-4	280	So.
LG	**58**	**RYAN NEUZIL**	**6-3**	**280**	**So.**
	73	Cole Garrison	6-4	283	So.
C	**60**	**NOAH HANNON**	**6-1**	**270**	**So.**
	63	Ivan Reyes	6-1	292	So.
RG	**73**	**COLE GARRISON**	**6-4**	**283**	**So.**
	51	Baer Hunter	6-2	286	So.
RT	**78**	**CHANDLER GREER**	**6-4**	**288**	**Sr.**
	55	Matt Williams	6-5	286	So.
TE	**87**	**COLLIN REED**	**6-4**	**248**	**Jr.**
	88	Henry Pearson	6-3	243	Fr.
QB	**12**	**ZAC THOMAS**	**6-1**	**200**	**So.**
	13	Peyton Derrick	6-2	182	RFr.
	7	Jacob Huesman	6-3	203	So.
RB	**3**	**DARRYNTON EVANS**	**5-11**	**191**	**So.**
	26	Marcus Williams Jr.	5-10	200	So.
WR	**5**	**THOMAS HENNIGAN**	**6-1**	**206**	**So.**
	15	Mock Adams	6-4	205	Jr.
WR	**14**	**MALIK WILLIAMS**	**5-10**	**183**	**So.**
or	**4**	**DOMINIQUE HEATH**	**5-9**	**166**	**Gr.**
WR	**2**	**COREY SUTTON**	**6-3**	**205**	**So.**
	11	Jalen Virgil	6-1	206	So.

PRONUNCIATION GUIDE

Appalachian ..... app-uh-LATCH-in
Noel (Cook) ..... NOLE
(Elijah) **Diarrassouba** ..... deer-uh-SUE-buh
(Logan) **Doublin** ..... DUB-lin
(Max) **Durschlag** ..... DUR-schlag (like flag)
Tobias (Edge-Camplell) ..... toe-BYE-us
Darrynton (Evans) ..... DARE-un-ton
(Jordan) **Fehr** ..... FAIR
(Tim) **Frizzell** ..... frih-ZELL
Okon (Godwin) ..... OH-con
Daetrich (Harrington) ..... DAY-trick
(Jacob) **Huesman** ..... HUGHES-man
Jalin (Moore) ..... JAY-lin
(Ryan) **Neuzil** ..... NEWS-ull
(Devin) **Papenheim** ..... PAP-in-hyme
(Michael) **Rubino** ..... rue-BEAN-o
(Chandler) **Staton** ..... STAY-ton
MyQuon (Stout) ..... MY-quon
(Xavier) **Subotsch** ..... suh-BOTCH

DEFENSE

Pos.	#	Player	Height	Weight	Class
DE	**47**	**OKON GODWIN**	**6-1**	**250**	**Sr.**
	90	Chris Willis	6-2	245	So.
	54	Jermaine McDaniel Jr.	6-3	223	RFr.
NT	**92**	**MYQUON STOUT**	**6-1**	**280**	**Sr.**
	98	E.J. Scott	6-3	279	Jr.
DE	**57**	**ELIJAH DIARRASSOUBA**	**6-1**	**250**	**So.**
	97	Caleb Spurlin	5-10	255	So.
	48	Demetrius Taylor	6-1	260	So.
OLB	**20**	**NOEL COOK**	**6-0**	**212**	**Jr.**
	10	Tim Frizzell	6-1	223	So.
	31	Nick Hampton	6-3	202	Fr.
ILB	**44**	**ANTHONY FLORY**	**6-1**	**232**	**Sr.**
	45	Trey Cobb	6-2	220	Fr.
or	51	Tyler Bird	6-2	218	Fr.
ILB	**59**	**JORDAN FEHR**	**6-3**	**226**	**Jr.**
	52	D'Marco Jackson	6-1	220	RFr.
or	40	Logan Doublin	6-0	216	Fr.
OLB	**24**	**AKEEM DAVIS-GAITHER**	**6-2**	**208**	**Jr.**
	21	Ryan Huff	6-1	200	RFr.
CB	**17**	**TAE HAYES**	**5-10**	**183**	**Sr.**
	16	Shaun Jolly	5-9	171	RFr.
FS	**6**	**DESMOND FRANKLIN**	**6-0**	**200**	**Jr.**
	9	Austin Exford	6-0	200	Sr.
SS	**7**	**JOSH THOMAS**	**6-0**	**206**	**Jr.**
	13	Kaiden Smith	6-1	196	So.
CB	**4**	**CLIFTON DUCK**	**5-10**	**170**	**Jr.**
	8	Shemar Jean-Charles	5-11	181	So.
	12	Steven Jones	5-10	180	RFr.

SPECIALISTS

Pos.	#	Player	Height	Weight	Class
PK	**91**	**CHANDLER STATON**	**5-11**	**184**	**So.**
	41	Michael Rubino	6-3	215	Jr.
P	**30**	**CLAYTON HOWELL**	**6-0**	**183**	**RFr.**
	39	Xavier Subotsch	6-1	193	So.
LS	**93**	**ELIAS MCMURRY**	**6-0**	**237**	**Sr.**
	53	Max Durschlag	5-11	197	Fr.
or	50	Keaton Forbes	6-0	215	Fr.
H	**39**	**XAVIER SUBOTSCH**	**6-1**	**193**	**So.**
	2	Zeb Speir	6-2	203	Sr.
KO	**41**	**MICHAEL RUBINO**	**6-3**	**215**	**Jr.**
	91	Chandler Staton	5-11	184	So.
KR	**3**	**DARRYNTON EVANS**	**5-11**	**191**	**So.**
	5	**THOMAS HENNIGAN**	**6-1**	**205**	**So.**
PR	**4**	**CLIFTON DUCK**	**5-10**	**170**	**Jr.**
or	**5**	**THOMAS HENNIGAN**	**6-1**	**205**	**So.**

2018 APP STATE FOOTBALL
Appalachian State Game Results (as of Oct 22, 2018)
All games

	Date	Opponent		Score	Overall	Conference	Time	Attend
	Sep 01, 2018	at #10 Penn State	Lo	38-45	0-1	0-0	3:40	105232
	Sep 08, 2018	at Charlotte	W	45-9	1-1	0-0	2:53	19151
	Sep 22, 2018	GARDNER-WEBB	W	72-7	2-1	0-0	3:00	21084
*	Sep 29, 2018	SOUTH ALABAMA	W	52-7	3-1	1-0	3:05	25862
*	Oct 09, 2018	at Arkansas State	W	35-9	4-1	2-0	3:23	21421
*	Oct 20, 2018	LOUISIANA	W	27-17	5-1	3-0	3:05	27082

2018 APP STATE FOOTBALL
Appalachian State Overall Team Statistics (as of Oct 22, 2018)
All games

Team Statistics	APP	OPP
SCORING	269	94
Points Per Game	44.8	15.7
Points Off Turnovers	28	0
FIRST DOWNS	135	100
Rushing	66	41
Passing	55	48
Penalty	14	11
RUSHING YARDAGE	1590	674
Yards gained rushing	1666	827
Yards lost rushing	76	153
Rushing Attempts	252	227
Average Per Rush	6.3	3.0
Average Per Game	265.0	112.3
TDs Rushing	18	7
PASSING YARDAGE	1266	1095
Comp-Att-Int	93-148-4	112-197-7
Average Per Pass	8.6	5.6
Average Per Catch	13.6	9.8
Average Per Game	211.0	182.5
TDs Passing	13	3
TOTAL OFFENSE	2856	1769
Total Plays	400	424
Average Per Play	7.1	4.2
Average Per Game	476.0	294.8
KICK RETURNS: #-Yards	9-264	14-311
PUNT RETURNS: #-Yards	15-219	8-42
INT RETURNS: #-Yards	7-98	4-27
KICK RETURN AVERAGE	29.3	22.2
PUNT RETURN AVERAGE	14.6	5.2
INT RETURN AVERAGE	14.0	6.8
FUMBLES-LOST	4-2	6-2
PENALTIES-Yards	36-382	38-322
Average Per Game	63.7	53.7
PUNTS-Yards	25-1047	45-1737
Average Per Punt	41.9	38.6
Net punt average	40.2	33.3
KICKOFFS-Yards	46-2902	20-1214
Average Per Kick	63.1	60.7
Net kick average	39.5	36.2
TIME OF POSSESSION/Game	29:58	30:02
3RD-DOWN Conversions	29/71	31/97
3rd-Down Pct	41%	32%
4TH-DOWN Conversions	3/8	3/10
4th-Down Pct	38%	30%
SACKS BY-Yards	13-82	6-42
MISC YARDS	34	0
TOUCHDOWNS SCORED	36	10
FIELD GOALS-ATTEMPTS	6-8	8-9
ON-SIDE KICKS	1-1	2-3
RED-ZONE SCORES	(25-28) 89%	(11-15) 73%
RED-ZONE TOUCHDOWNS	(20-28) 71%	(7-15) 47%
PAT-ATTEMPTS	(35-36) 97%	(10-10) 100%
ATTENDANCE	74028	145804
Games/Avg Per Game	3/24676	3/48601
Neutral Site Games		0/0

Score by Quarters	1st	2nd	3rd	4th	OT	Total
Appalachian State	76	90	38	65	0	269
Opponents	31	21	14	21	7	94

2018 APP STATE FOOTBALL
Appalachian State Overall Individual Statistics (as of Oct 22, 2018)
All games

Rushing	gp	att	gain	loss	net	avg	td	lg	avg/g
Evans, D.	6	61	436	11	425	7.0	3	65	70.8
Moore, Jalin	5	63	412	12	400	6.3	6	81	80.0
Thomas, Zac	6	44	318	42	276	6.3	6	62	46.0
Williams, Marc.	5	41	194	0	194	4.7	1	27	38.8
Hicks, D'Andre	6	24	192	7	185	7.7	1	73	30.8
Peoples, C.	1	9	53	0	53	5.9	0	13	53.0
Heath, D.	6	2	26	0	26	13.0	0	19	4.3
Derrick, Peyton	4	3	20	0	20	6.7	1	11	5.0
Harper, D.	2	3	10	0	10	3.3	0	6	5.0
Virgil, Jalen	6	1	5	0	5	5.0	0	5	0.8
TEAM	3	1	0	4	-4	-4.0	0	0	-1.3
Total	6	252	1666	76	1590	6.3	18	81	265.0
Opponents	6	227	827	153	674	3.0	7	27	112.3

Passing	gp	effic	comp-att-int	pct	yds	td	lg	avg/g
Thomas, Zac	6	154.97	80-132-4	60.6	1146	11	90	191.0
Derrick, Peyton	4	260.92	10-10-0	100.0	113	2	22	28.2
Speir, Zeb	1	58.53	1-3-0	33.3	9	0	9	9.0
Huesman, Jacob	3	61.07	2-3-0	66.7	-2	0	0	-0.7
Total	6	158.27	93-148-4	62.8	1266	13	90	211.0
Opponents	6	101.46	112-197-7	56.9	1095	3	46	182.5

Receiving	gp	no.	yds	avg	td	lg	avg/g
Sutton, Corey	6	17	366	21.5	4	90	61.0
Hennigan, T.	6	15	165	11.0	0	31	27.5
Williams, Malik	6	14	180	12.9	2	38	30.0
Heath, D.	6	11	182	16.5	3	64	30.3
Pearson, Henry	6	7	113	16.1	0	26	18.8
Virgil, Jalen	6	6	84	14.0	0	41	14.0
Moore, Jalin	5	6	40	6.7	0	14	8.0
Evans, D.	6	5	34	6.8	1	20	5.7
Reed, Collin	6	4	29	7.2	2	12	4.8
Absher, Brad	6	3	13	4.3	0	9	2.2
Purifoy, A.	5	2	25	12.5	0	20	5.0
Williams, Marc.	5	1	27	27.0	1	27	5.4
Papenheim, D.	2	1	8	8.0	0	8	4.0
Hicks, D'Andre	6	1	0	0.0	0	0	0.0
Total	6	93	1266	13.6	13	90	211.0
Opponents	6	112	1095	9.8	3	46	182.5

Punt Returns	no.	yds	avg	td	lg
Duck, Clifton	9	139	15.4	1	62
Jones, Steven	2	18	9.0	1	0
Hennigan, T.	2	55	27.5	1	59
Heath, D.	1	3	3.0	0	3
Absher, Brad	1	4	4.0	0	4
Total	15	219	14.6	3	62
Opponents	8	42	5.2	0	29

Interceptions	no.	yds	avg	td	lg
Hayes, Tae	2	43	21.5	0	24
Franklin, D.	2	49	24.5	0	46
Smith, Kaiden	1	0	0.0	0	0
Thomas, Josh	1	3	3.0	0	3
Exford, Austin	1	3	3.0	0	3
Total	7	98	14.0	0	46
Opponents	4	27	6.8	0	17

Kick Returns	no.	yds	avg	td	lg
Evans, D.	5	176	35.2	1	100
Hennigan, T.	4	88	22.0	0	29
Total	9	264	29.3	1	100
Opponents	14	311	22.2	0	52

Fumble Returns	no.	yds	avg	td	lg
Exford, Austin	0	0	0.0	1	0
Total	0	0	0.0	1	0
Opponents	0	0	0.0	0	0

2018 APP STATE FOOTBALL
Appalachian State Overall Individual Statistics (as of Oct 22, 2018)
All games

Scoring	td	fg	PAT kick	PAT rush	PAT rcv	PAT pass	dxp	saf	pts
Staton, C.	-	6-8	33-33	-	-	-	-	-	51
Thomas, Zac	6	-	-	-	-	-	-	-	36
Moore, Jalin	6	-	-	-	-	-	-	-	36
Evans, D.	5	-	-	-	-	-	-	-	30
Sutton, Corey	4	-	-	-	-	-	-	-	24
Heath, D.	3	-	-	-	-	-	-	-	18
Reed, Collin	2	-	-	-	-	-	-	-	12
Williams, Malik	2	-	-	-	-	-	-	-	12
Williams, Marc.	2	-	-	-	-	-	-	-	12
Derrick, Peyton	1	-	-	-	-	-	-	-	6
Exford, Austin	1	-	-	-	-	-	-	-	6
Hicks, D'Andre	1	-	-	-	-	-	-	-	6
Jones, Steven	1	-	-	-	-	-	-	-	6
Duck, Clifton	1	-	-	-	-	-	-	-	6
Hennigan, T.	1	-	-	-	-	-	-	-	6
Rubino, Michael	-	-	2-3	-	-	-	-	-	2
Total	36	6-8	35-36	-	-	-	-	-	269
Opponents	10	8-9	10-10	-	-	-	-	-	94

Total Offense	g	plays	rush	pass	total	avg/g
Thomas, Zac	6	176	276	1146	1422	237.0
Evans, D.	6	61	425	0	425	70.8
Moore, Jalin	5	63	400	0	400	80.0
Williams, Marc.	5	41	194	0	194	38.8
Hicks, D'Andre	6	24	185	0	185	30.8
Derrick, Peyton	4	13	20	113	133	33.2
Peoples, C.	1	9	53	0	53	53.0
Heath, D.	6	2	26	0	26	4.3
Harper, D.	2	3	10	0	10	5.0
Speir, Zeb	1	3	0	9	9	9.0
Virgil, Jalen	6	1	5	0	5	0.8
Huesman, Jacob	3	3	0	-2	-2	-0.7
TEAM	3	1	-4	0	-4	-1.3
Total	6	400	1590	1266	2856	476.0
Opponents	6	424	674	1095	1769	294.8

Field Goals	fg	pct.	01-19	20-29	30-39	40-49	50-99	lg	blk
Staton, C.	6-8	75.0	0-0	2-2	3-4	1-1	0-1	40	0

FG Sequence	Appalachian State	Opponents
Penn State	(38),56	(32)
Charlotte	(31)	(46),(54),(48)
Gardner-Webb	(33)	-
South Alabama	(23)	28
Arkansas State	36	(31),(47),(33)
Louisiana	(40),(29)	(43)

Numbers in (parentheses) indicate field goal was made.

Punting	no.	yds	avg	lg	tb	fc	i20	50+	blk
Howell, Clayton	23	979	42.6	62	0	7	6	4	0
Subotsch, X.	1	29	29.0	29	0	0	0	0	0
Thomas, Zac	1	39	39.0	39	0	0	1	0	0
Total	25	1047	41.9	62	0	7	7	4	0
Opponents	45	1737	38.6	62	1	15	12	10	2

Kickoffs	no.	yds	avg	tb	ob	retn	net	ydln
Rubino, Michael	45	2837	63.0	30	0			
Staton, C.	1	65	65.0	1	0			
Total	46	2902	63.1	31	0	22.2	39.5	25
Opponents	20	1214	60.7	9	0	29.3	36.2	28

2018 APP STATE FOOTBALL
Appalachian State Overall Individual Statistics (as of Oct 22, 2018)
All games

All Purpose	g	rush	rcv	pr	kr	ir	total	avg/g
Evans, D.	6	425	34	0	176	0	635	105.8
Moore, Jalin	5	400	40	0	0	0	440	88.0
Sutton, Corey	6	0	366	0	0	0	366	61.0
Hennigan, T.	6	0	165	55	88	0	308	51.3
Thomas, Zac	6	276	0	0	0	0	276	46.0
Williams, Marc.	5	194	27	0	0	0	221	44.2
Heath, D.	6	26	182	3	0	0	211	35.2
Hicks, D'Andre	6	185	0	0	0	0	185	30.8
Williams, Malik	6	0	180	0	0	0	180	30.0
Duck, Clifton	6	0	0	139	0	0	139	23.2
Pearson, Henry	6	0	113	0	0	0	113	18.8
Virgil, Jalen	6	5	84	0	0	0	89	14.8
Peoples, C.	1	53	0	0	0	0	53	53.0
Franklin, D.	6	0	0	0	0	49	49	8.2
Hayes, Tae	6	0	0	0	0	43	43	7.2
Reed, Collin	6	0	29	0	0	0	29	4.8
Purifoy, A.	5	0	25	0	0	0	25	5.0
Derrick, Peyton	4	20	0	0	0	0	20	5.0
Jones, Steven	6	0	0	18	0	0	18	3.0
Absher, Brad	6	0	13	4	0	0	17	2.8
Harper, D.	2	10	0	0	0	0	10	5.0
Papenheim, D.	2	0	8	0	0	0	8	4.0
Exford, Austin	6	0	0	0	0	3	3	0.5
Thomas, Josh	6	0	0	0	0	3	3	0.5
TEAM	3	-4	0	0	0	0	-4	-1.3
Total	6	1590	1266	219	264	98	3437	572.8
Opponents	6	674	1095	42	311	27	2149	358.2

2018 APP STATE FOOTBALL
Appalachian State Overall Defensive Statistics (as of Oct 22, 2018)
All games

			Tackles				Sacks	Pass defense			Fumbles		blkd	
##	Defensive Leaders	gp	ua	a	tot	tfl/yds	no-yds	int-yds	brup	qbh	rcv-yds	ff	kick	saf
24	Davis-Gaither	6	25	29	54	5.5-12	1.0-4	.	4	1	.	.	.	.
44	Flory, Anthony	6	18	23	41	1.5-2	.	.	2	1	.	1	.	.
59	Fehr, Jordan	6	18	23	41	2.0-12	1.5-12	.	1	1	1-0	.	.	.
20	Cook, Noel	5	15	20	35	5.5-23	3.5-18	.	1	1	.	.	.	.
4	Duck, Clifton	6	17	9	26	1.0-5	.	.	2	.	.	.	.	.
6	Franklin, D.	6	13	12	25	1.0-2	.	2-49	2	1	.	.	.	.
9	Exford, Austin	6	8	12	20	1.5-1	.	1-3	1	.	1-0	.	.	.
17	Hayes, Tae	6	14	5	19	1.0-2	.	2-43	4	.	.	.	1	.
52	Jackson, D.	6	4	13	17	1.0-5	.	.	1	1	.	.	.	.
7	Thomas, Josh	6	8	7	15	0.5-1	.	1-3	.	1	.	.	.	.
40	Doublin, Logan	5	5	6	11	.	.	.	.	1	.	.	.	.
97	Spurlin, Caleb	6	5	6	11	1.5-7	1.5-7	.	.	.	.	.	.	.
47	Godwin, Okon	6	6	4	10	2.0-7	1.0-5	.	.	.	.	.	.	.
54	McDaniel, J.	6	5	4	9	3.0-20	2.0-19	.	.	2	.	.	.	.
90	Willis, Chris	6	3	6	9	1.0-2	.	.	.	1	.	.	.	.
45	Cobb, Trey	5	1	7	8	.	.	.	.	.	.	.	.	.
48	Taylor, D.	6	2	6	8	2.0-11	1.5-10	.	1	.	.	.	.	.
57	Diarrassouba, E	6	.	8	8	1.0-3	.	.	.	1	.	.	.	.
21	Huff, Ryan	6	3	4	7	2.0-9	0.5-3	.	.	.	.	.	.	.
92	Stout, MyQuon	6	2	4	6	1.0-4	.	.	.	2	.	.	.	.
10	Frizzell, Tim	4	3	3	6	.	.	.	.	1	.	.	.	.
98	Scott, E.J.	6	2	3	5	0.5-1	.	.	1	.	.	.	.	.
95	Blackstock, G.	4	2	2	4	1.0-1	.	.	.	.	.	.	.	.
68	Barrett, Brody	6	1	3	4	0.5-4	0.5-4	.	.	.	.	.	.	.
8	Jean-Charles, S	6	3	1	4	.	.	.	3	.	.	.	.	.
27	Beach, A.J.	3	3	1	4	.	.	.	.	.	.	.	.	.
22	Hicks, D'Andre	6	2	2	4	.	.	.	.	.	.	.	.	.
94	Houser, Josh	6	1	2	3	.	.	.	.	.	.	.	.	.
51	Hunter, Baer	6	2	1	3	.	.	.	.	.	.	.	.	.
13	Smith, Kaiden	6	2	1	3	1.0-2	.	1-0	.	.	.	.	.	.
1J	Jones, Steven	6	1	1	2	.	.	.	.	.	.	.	2	.
31	Hampton, Nick	2	2	.	2	.	.	.	.	.	.	.	.	.
5B	Bird, Tyler	6	.	2	2	.	.	.	.	.	.	.	.	.
28	Person, Jay	2	1	1	2	1.0-5	.	.	.	.	.	.	.	.
12	Thomas, Zac	6	.	1	1	.	.	.	.	.	.	.	.	.
66	Israel, Will	2	1	.	1	.	.	.	.	.	.	.	.	.
41	Rubino, Michael	6	.	1	1	.	.	.	.	.	.	.	.	.
60	Hannon, Noah	6	1	.	1	.	.	.	.	.	.	.	.	.
16	Jolly, Shaun	5	.	1	1	.	.	.	.	.	.	.	.	.
	Total	6	199	234	433	38-141	13-82	7-98	23	15	2-0	1	3	.
	Opponents	6	215	212	427	26-80	6-42	4-27	20	9	2-0	3	.	.

2018 APP STATE FOOTBALL
Appalachian State Team Game-by-Game (as of Oct 22, 2018)
All games

TEAM STATISTICS

		Rushing				Receiving				Passing				Kick Returns				Punt Returns				tot
Date	Opponent	no.	yds	td	lg	no.	yds	td	lg	cmp-att-int	yds	td	lg	no.	yds	td	lg	no.	yds	td	lg	off
Sep 01	at Penn State	37	159	2	22	26	292	2	39	26-39-1	292	2	39	3	130	1	100	1	11	0	11	451
Sep 08	at Charlotte	35	139	1	27	15	295	3	90	15-15-0	295	3	90	0	0	0	0	3	52	1	59	434
Sep 22	GARDNER-WEBB	48	432	6	81	20	260	2	64	20-27-0	260	2	64	1	28	0	28	5	87	2	62	692
Sep 29	SOUTH ALABAMA	46	348	4	54	10	169	3	44	10-20-2	169	3	44	1	30	0	30	3	58	0	52	517
Oct 09	at Arkansas State	38	246	3	62	12	144	2	41	12-27-0	144	2	41	2	34	0	18	1	-1	0	0	390
Oct 20	LOUISIANA	48	266	2	65	10	106	1	26	10-20-1	106	1	26	2	42	0	29	2	12	0	11	372
Appalachian State		252	1590	18	81	93	1266	13	90	93-148-4	1266	13	90	9	264	1	100	15	219	3	62	2856
		227	674	7	27	112	1095	3	46	112-197-7	1095	3	46	14	311	0	52	8	42	0	29	1769

Games: 6 • Avg/rush: 6.3 • Avg/catch: 13.6 • Pass effic: 158.27 • KR avg: 29.3 • PR avg: 14.6 • All purpose avg/game: 572.8 • Total offense avg/gm: 476.0

		Tackles				Sacks	Fumble		Pass Defense			blkd	PAT Attempts			off		
Date	Opponent	ua	a	total	tfl-yds	no-yds	ff	fr-yds	int-yds	qbh	brup	kick	kick	rush	rcv	saf	t/o	pts
Sep 01	at Penn State	37	24	61	2.0-9	1.0-8	0	0-0	0-0	5	4	0	5-5	0	0	0	0	38
Sep 08	at Charlotte	28	48	76	9.0-35	3.0-24	0	1-0	1-47	7	3	0	6-6	0	0	0	7	45
Sep 22	GARDNER-WEBB	33	16	49	9.0-33	3.0-20	0	0-0	2-2	1	6	2	9-10	0	0	0	7	72
Sep 29	SOUTH ALABAMA	29	40	69	8.0-31	1.0-3	0	0-0	1-24	1	5	1	7-7	0	0	0	0	52
Oct 09	at Arkansas State	47	44	91	3.0-11	1.0-9	0	0-0	3-25	0	1	0	5-5	0	0	0	7	35
Oct 20	LOUISIANA	25	62	87	7.0-22	4.0-18	1	1-0	0-0	1	4	0	3-3	0	0	0	7	27
Appalachian State		199	234	433	38.0-141	13.0-82	1	2-0	7-98	15	23	3	35-36	0	0	0	28	269
		215	212	427	26.0-80	6.0-42	3	2-0	4-27	9	20	0	10-10	0	0	0	0	94

		Punting									Field Goals			Kickoffs				
Date	Opponent	no.	yds	avg	long	blkd	tb	fc	50+	i20	md-att	long	blkd	no.	yds	avg	tb	ob
Sep 01	at Penn State	6	261	43.5	53	0	0	3	1	2	1-2	38	0	6	390	65.0	5	0
Sep 08	at Charlotte	3	110	36.7	45	0	0	2	0	1	1-1	31	0	8	492	61.5	4	0
Sep 22	GARDNER-WEBB	1	49	49.0	49	0	0	0	0	1	1-1	33	0	11	715	65.0	10	0
Sep 29	SOUTH ALABAMA	2	90	45.0	53	0	0	0	1	0	1-1	23	0	9	575	63.9	7	0
Oct 09	at Arkansas State	8	350	43.8	62	0	0	2	1	1	0-1	0	0	6	364	60.7	2	0
Oct 20	LOUISIANA	5	187	37.4	53	0	0	0	1	2	2-2	40	0	6	366	61.0	3	0
Appalachian State		25	1047	41.9	62	0	0	7	4	7	6-8	40	0	46	2902	63.1	31	0
		45	1737	38.6	62	2	1	15	10	12	8-9	54	1	20	1214	60.7	9	0

2018 APP STATE FOOTBALL
Appalachian State Opponent Game-by-Game (as of Oct 22, 2018)
All games

OPPONENT STATISTICS

		Rushing				Receiving				Passing				Kick Returns				Punt Returns				tot
Date	Opponent	no.	yds	td	lg	no.	yds	td	lg	cmp-att-int	yds	td	lg	no.	yds	td	lg	no.	yds	td	lg	off
Sep 01	at Penn State	44	205	5	27	20	229	1	46	20-35-0	229	1	46	1	52	0	52	1	29	0	29	434
Sep 08	at Charlotte	43	95	0	16	12	108	0	28	12-25-1	108	0	28	4	101	0	46	0	0	0	0	203
Sep 22	GARDNER-WEBB	27	34	0	12	16	126	1	27	16-32-2	126	1	27	1	7	0	7	1	0	0	0	160
Sep 29	SOUTH ALABAMA	35	83	1	13	20	225	0	41	20-33-1	225	0	41	2	37	0	20	1	0	0	0	308
Oct 09	at Arkansas State	37	117	0	16	27	219	0	24	27-45-3	219	0	24	3	52	0	21	4	7	0	12	336
Oct 20	LOUISIANA	41	140	1	27	17	188	1	38	17-27-0	188	1	38	3	62	0	31	1	6	0	6	328
Opponents		227	674	7	27	112	1095	3	46	112-197-7	1095	3	46	14	311	0	52	8	42	0	29	1769
		252	1590	18	81	93	1266	13	90	93-148-4	1266	13	90	9	264	1	100	15	219	3	62	2856

Games: 6 • Avg/rush: 3.0 • Avg/catch: 9.8 • Pass effic: 101.46 • KR avg: 22.2 • PR avg: 5.2 • All purpose avg/game: 358.2 • Total offense avg/gm: 294.8

		Tackles				Sacks	Fumble		Pass Defense			blkd	PAT Attempts			off		
Date	Opponent	ua	a	total	tfl-yds	no-yds	ff	fr-yds	int-yds	qbh	brup	kick	kick	rush	rcv	saf	t/o	pts
Sep 01	at Penn State	38	38	76	6.0-26	2.0-14	1	0-0	1-0	3	3	0	6-6	0	0	0	0	45
Sep 08	at Charlotte	33	26	59	6.0-13	1.0-6	2	2-0	0-0	0	0	0	0-0	0	0	0	0	9
Sep 22	GARDNER-WEBB	52	20	72	3.0-19	2.0-18	0	0-0	0-0	1	1	0	1-1	0	0	0	0	7
Sep 29	SOUTH ALABAMA	29	46	75	1.0-2	0.0-0	0	0-0	2-27	3	4	0	1-1	0	0	0	0	7
Oct 09	at Arkansas State	27	38	65	7.0-14	1.0-4	0	0-0	0-0	0	7	0	0-0	0	0	0	0	9
Oct 20	LOUISIANA	36	44	80	3.0-6	0.0-0	0	0-0	1-0	2	5	0	2-2	0	0	0	0	17
Opponents		215	212	427	26.0-80	6.0-42	3	2-0	4-27	9	20	0	10-10	0	0	0	0	94
		199	234	433	38.0-141	13.0-82	1	2-0	7-98	15	23	3	35-36	0	0	0	28	269

		Punting									Field Goals			Kickoffs				
Date	Opponent	no.	yds	avg	long	blkd	tb	fc	50+	i20	md-att	long	blkd	no.	yds	avg	tb	ob
Sep 01	at Penn State	5	215	43.0	55	0	0	3	1	1	1-1	32	0	6	361	60.2	2	0
Sep 08	at Charlotte	6	225	37.5	52	0	0	0	1	0	3-3	54	0	4	260	65.0	4	0
Sep 22	GARDNER-WEBB	11	344	31.3	54	2	0	3	1	2	0-0	0	0	2	130	65.0	1	0
Sep 29	SOUTH ALABAMA	9	344	38.2	52	0	1	3	2	3	0-1	0	1	1	64	64.0	0	0
Oct 09	at Arkansas State	7	318	45.4	62	0	0	3	4	4	3-3	47	0	4	251	62.8	2	0
Oct 20	LOUISIANA	7	291	41.6	51	0	0	3	1	2	1-1	43	0	3	148	49.3	0	0
Opponents		45	1737	38.6	62	2	1	15	10	12	8-9	54	1	20	1214	60.7	9	0
		25	1047	41.9	62	0	0	7	4	7	6-8	40	0	46	2902	63.1	31	0

2018 APP STATE FOOTBALL
Appalachian State Red-Zone Results (as of Oct 22, 2018)
All games

Appalachian State Inside Opponent Red-Zone

Date	Opponent		Score	Times In RZ	Times Scored	Total Pts	TDs	Rush TDs	Pass TDs	FGs Made	Failed to score inside RZ FGA	Down	Int	Fumb	Half	Game
Sep 01, 2018	at Penn State	L	38-45	4	3	21	3	2	1	0	0	0	1	0	0	0
Sep 08, 2018	at Charlotte	W	45-9	4	3	17	2	1	1	1	0	0	0	1	0	0
Sep 22, 2018	GARDNER-WEBB	W	72-7	6	6	38	5	4	1	1	0	0	0	0	0	0
Sep 29, 2018	SOUTH ALABAMA	W	52-7	6	6	38	5	3	2	1	0	0	0	0	0	0
Oct 09, 2018	at Arkansas State	W	35-9	3	2	14	2	1	1	0	1	0	0	0	0	0
Oct 20, 2018	LOUISIANA	W	27-17	5	5	27	3	2	1	2	0	0	0	0	0	0
	Totals			28	25	155	20	13	7	5	1	0	1	1	0	0
	25 of 28 (89.3%)															

Opponents Inside Appalachian State Red-Zone

Date	Opponent		Score	Times In RZ	Times Scored	Total Pts	TDs	Rush TDs	Pass TDs	FGs Made	Failed to score inside RZ FGA	Down	Int	Fumb	Half	Game
Sep 01, 2018	at Penn State	L	38-45	6	6	38	5	4	1	1	0	0	0	0	0	0
Sep 08, 2018	at Charlotte	W	45-9	2	1	3	0	0	0	1	0	1	0	0	0	0
Sep 22, 2018	GARDNER-WEBB	W	72-7	1	1	7	1	0	1	0	0	0	0	0	0	0
Sep 29, 2018	SOUTH ALABAMA	W	52-7	3	1	7	1	1	0	0	1	1	0	0	0	0
Oct 09, 2018	at Arkansas State	W	35-9	2	2	6	0	0	0	2	0	0	0	0	0	0
Oct 20, 2018	LOUISIANA	W	27-17	1	0	0	0	0	0	0	0	1	0	0	0	0
	Totals			15	11	61	7	5	2	4	1	3	0	0	0	0
	11 of 15 (73.3%)															

2018 APP STATE FOOTBALL
Appalachian State By-Quarter Statistics (as of Oct 22, 2018)
All games

3rd-Down Conversions

Date	Opponent		Score	Overall		1st Qtr		2nd Qtr		3rd Qtr		4th Qtr		Overtime	
Sep 01, 2018	at Penn State	L	38-45	6-16	37.5	1-3	33.3	2-4	50.0	2-4	50.0	1-4	25.0	0-1	0.0
Sep 08, 2018	at Charlotte	W	45-9	4-9	44.4	2-4	50.0	1-1	100.0	0-1	0.0	1-3	33.3		
Sep 22, 2018	GARDNER-WEBB	W	72-7	5-9	55.6	2-2	100.0	0-2	0.0	1-2	50.0	2-3	66.7		
Sep 29, 2018	SOUTH ALABAMA	W	52-7	4-8	50.0	2-3	66.7	1-2	50.0	0-2	0.0	1-1	100.0		
Oct 09, 2018	at Arkansas State	W	35-9	6-16	37.5	0-4	0.0	1-2	50.0	4-7	57.1	1-3	33.3		
Oct 20, 2018	LOUISIANA	W	27-17	4-13	30.8	1-3	33.3	2-4	50.0	1-3	33.3	0-3	0.0		
	Appalachian State			29-71	40.8	8-19	42.1	7-15	46.7	8-19	42.1	6-17	35.3	0-1	0.0
	Opponents			31-97	32.0	7-23	30.4	6-25	24.0	8-24	33.3	10-25	40.0	0-0	0.0

4th-Down Conversions

Date	Opponent		Score	Overall		1st Qtr		2nd Qtr		3rd Qtr		4th Qtr		Overtime	
Sep 01, 2018	at Penn State	L	38-45	2-2	100.0	0-0	0.0	0-0	0.0	0-0	0.0	1-1	100.0	1-1	100.0
Sep 08, 2018	at Charlotte	W	45-9	0-1	0.0	0-0	0.0	0-0	0.0	0-0	0.0	0-1	0.0		
Sep 22, 2018	GARDNER-WEBB	W	72-7	0-2	0.0	0-0	0.0	0-1	0.0	0-0	0.0	0-1	0.0		
Sep 29, 2018	SOUTH ALABAMA	W	52-7	0-0	0.0	0-0	0.0	0-0	0.0	0-0	0.0	0-0	0.0		
Oct 09, 2018	at Arkansas State	W	35-9	0-1	0.0	0-1	0.0	0-0	0.0	0-0	0.0	0-0	0.0		
Oct 20, 2018	LOUISIANA	W	27-17	1-2	50.0	0-1	0.0	0-0	0.0	0-0	0.0	1-1	100.0		
	Appalachian State			3-8	37.5	0-2	0.0	0-1	0.0	0-0	0.0	2-4	50.0	1-1	100.0
	Opponents			3-10	30.0	0-0	0.0	0-2	0.0	1-2	50.0	2-6	33.3	0-0	0.0

Time of Possession

Date	Opponent		Score	Overall	1st Qtr	2nd Qtr	3rd Qtr	4th Qtr	Overtime
Sep 01, 2018	at Penn State	L	38-45	32:28	8:23	6:29	7:58	9:38	0:00
Sep 08, 2018	at Charlotte	W	45-9	23:23	9:43	3:21	2:51	7:28	
Sep 22, 2018	GARDNER-WEBB	W	72-7	33:52	6:48	8:32	9:46	8:46	
Sep 29, 2018	SOUTH ALABAMA	W	52-7	28:52	5:39	8:32	5:54	8:47	
Oct 09, 2018	at Arkansas State	W	35-9	28:32	5:56	6:40	11:00	4:56	
Oct 20, 2018	LOUISIANA	W	27-17	32:38	7:35	7:59	7:59	9:05	
	Appalachian State		Total	179:45	44:04	41:33	45:28	48:40	0:00
			Avg.	29:57	7:20	6:55	7:34	8:06	0:00
	Opponents		Total	180:15	45:56	48:27	44:32	41:20	0:00
			Avg.	30:02	7:39	8:04	7:25	6:53	0:00

GAME LOGS (OFFENSE)

#12 Thomas, Zac

		Rushing				Receiving				Passing				Kick Returns				Punt Returns				all
Date	Opponent	no.	yds	td	lg	no.	yds	td	lg	cmp-att-int	yds	td	lg	no.	yds	td	lg	no.	yds	td	lg	purp
Sep 01	at Penn State	15	43	1	22	0	0	0	0	25-38-1	270	2	39	0	0	0	0	0	0	0	0	43
Sep 08	at Charlotte	8	29	1	9	0	0	0	0	14-14-0	295	3	90	0	0	0	0	0	0	0	0	29
Sep 22	GARDNER-WEBB	4	8	1	14	0	0	0	0	11-15-0	185	1	64	0	0	0	0	0	0	0	0	8
Sep 29	SOUTH ALABAMA	6	77	2	54	0	0	0	0	8-18-2	146	2	44	0	0	0	0	0	0	0	0	77
Oct 09	at Arkansas State	6	76	1	62	0	0	0	0	12-27-0	144	2	41	0	0	0	0	0	0	0	0	76
Oct 20	LOUISIANA	5	43	0	14	0	0	0	0	10-20-1	106	1	26	0	0	0	0	0	0	0	0	43
Totals		44	276	6	62	0	0	0	0	80-132-4	1146	11	90	0	0	0	0	0	0	0	0	276

Derrick, Peyton

		Rushing				Receiving				Passing				Kick Returns				Punt Returns				all
Date	Opponent	no.	yds	td	lg	no.	yds	td	lg	cmp-att-int	yds	td	lg	no.	yds	td	lg	no.	yds	td	lg	purp
Sep 01	at Penn State	0	0	0	0	0	0	0	0	1-1-0	22	0	22	0	0	0	0	0	0	0	0	0
Sep 08	at Charlotte	1	11	0	11	0	0	0	0	0-0-0	0	0	0	0	0	0	0	0	0	0	0	11
Sep 22	GARDNER-WEBB	1	3	1	3	0	0	0	0	7-7-0	68	1	19	0	0	0	0	0	0	0	0	3
Sep 29	SOUTH ALABAMA	1	6	0	6	0	0	0	0	2-2-0	23	1	20	0	0	0	0	0	0	0	0	6
Totals		3	20	1	11	0	0	0	0	10-10-0	113	2	22	0	0	0	0	0	0	0	0	20

#3 Evans, D.

		Rushing				Receiving				Passing				Kick Returns				Punt Returns				all
Date	Opponent	no.	yds	td	lg	no.	yds	td	lg	cmp-att-int	yds	td	lg	no.	yds	td	lg	no.	yds	td	lg	purp
Sep 01	at Penn State	3	9	0	6	2	10	0	6	0-0-0	0	0	0	3	130	1	100	0	0	0	0	149
Sep 08	at Charlotte	6	24	0	11	1	3	0	3	0-0-0	0	0	0	0	0	0	0	0	0	0	0	27
Sep 22	GARDNER-WEBB	4	33	1	15	0	0	0	0	0-0-0	0	0	0	0	0	0	0	0	0	0	0	33
Sep 29	SOUTH ALABAMA	6	61	0	42	0	0	0	0	0-0-0	0	0	0	1	30	0	30	0	0	0	0	91
Oct 09	at Arkansas State	16	115	1	57	1	1	0	1	0-0-0	0	0	0	1	16	0	16	0	0	0	0	132
Oct 20	LOUISIANA	26	183	1	65	1	20	1	20	0-0-0	0	0	0	0	0	0	0	0	0	0	0	203
Totals		61	425	3	65	5	34	1	20	0-0-0	0	0	0	5	176	1	100	0	0	0	0	635

#22 Hicks, D'Andre

		Rushing				Receiving				Passing				Kick Returns				Punt Returns				all
Date	Opponent	no.	yds	td	lg	no.	yds	td	lg	cmp-att-int	yds	td	lg	no.	yds	td	lg	no.	yds	td	lg	purp
Sep 01	at Penn State	0	0	0	0	0	0	0	0	0-0-0	0	0	0	0	0	0	0	0	0	0	0	0
Sep 08	at Charlotte	5	6	0	7	1	0	0	0	0-0-0	0	0	0	0	0	0	0	0	0	0	0	6
Sep 22	GARDNER-WEBB	11	150	1	73	0	0	0	0	0-0-0	0	0	0	0	0	0	0	0	0	0	0	150
Sep 29	SOUTH ALABAMA	5	22	0	10	0	0	0	0	0-0-0	0	0	0	0	0	0	0	0	0	0	0	22
Oct 09	at Arkansas State	0	0	0	0	0	0	0	0	0-0-0	0	0	0	0	0	0	0	0	0	0	0	0
Oct 20	LOUISIANA	3	7	0	9	0	0	0	0	0-0-0	0	0	0	0	0	0	0	0	0	0	0	7
Totals		24	185	1	73	1	0	0	0	0-0-0	0	0	0	0	0	0	0	0	0	0	0	185

#26 Williams, Marc.

		Rushing				Receiving				Passing				Kick Returns				Punt Returns				all
Date	Opponent	no.	yds	td	lg	no.	yds	td	lg	cmp-att-int	yds	td	lg	no.	yds	td	lg	no.	yds	td	lg	purp
Sep 08	at Charlotte	4	31	0	27	0	0	0	0	0-0-0	0	0	0	0	0	0	0	0	0	0	0	31
Sep 22	GARDNER-WEBB	7	49	0	15	0	0	0	0	0-0-0	0	0	0	0	0	0	0	0	0	0	0	49
Sep 29	SOUTH ALABAMA	9	59	0	16	1	27	1	27	0-0-0	0	0	0	0	0	0	0	0	0	0	0	86
Oct 09	at Arkansas State	8	18	0	5	0	0	0	0	0-0-0	0	0	0	0	0	0	0	0	0	0	0	18
Oct 20	LOUISIANA	13	37	1	8	0	0	0	0	0-0-0	0	0	0	0	0	0	0	0	0	0	0	37
		41	194	1	27	1	27	1	27	0-0-0	0	0	0	0	0	0	0	0	0	0	0	221

#87 Reed, Collin

		Rushing				Receiving				Passing				Kick Returns				Punt Returns				all
Date	Opponent	no.	yds	td	lg	no.	yds	td	lg	cmp-att-int	yds	td	lg	no.	yds	td	lg	no.	yds	td	lg	purp
Sep 01	at Penn State	0	0	0	0	0	0	0	0	0-0-0	0	0	0	0	0	0	0	0	0	0	0	0
Sep 08	at Charlotte	0	0	0	0	0	0	0	0	0-0-0	0	0	0	0	0	0	0	0	0	0	0	0
Sep 22	GARDNER-WEBB	0	0	0	0	1	11	0	11	0-0-0	0	0	0	0	0	0	0	0	0	0	0	11
Sep 29	SOUTH ALABAMA	0	0	0	0	1	3	1	3	0-0-0	0	0	0	0	0	0	0	0	0	0	0	3
Oct 09	at Arkansas State	0	0	0	0	2	15	1	12	0-0-0	0	0	0	0	0	0	0	0	0	0	0	15
Oct 20	LOUISIANA	0	0	0	0	0	0	0	0	0-0-0	0	0	0	0	0	0	0	0	0	0	0	0
Totals		0	0	0	0	4	29	2	12	0-0-0	0	0	0	0	0	0	0	0	0	0	0	29

GAME LOGS (OFFENSE)

#2 Sutton, Corey

		Rushing				Receiving				Passing				Kick Returns				Punt Returns				all
Date	Opponent	no.	yds	td	lg	no.	yds	td	lg	cmp-att-int	yds	td	lg	no.	yds	td	lg	no.	yds	td	lg	purp
Sep 01	at Penn State	0	0	0	0	6	87	0	39	0-0-0	0	0	0	0	0	0	0	0	0	0	0	87
Sep 08	at Charlotte	0	0	0	0	3	155	2	90	0-0-0	0	0	0	0	0	0	0	0	0	0	0	155
Sep 22	GARDNER-WEBB	0	0	0	0	4	39	0	15	0-0-0	0	0	0	0	0	0	0	0	0	0	0	39
Sep 29	SOUTH ALABAMA	0	0	0	0	2	46	1	44	0-0-0	0	0	0	0	0	0	0	0	0	0	0	46
Oct 09	at Arkansas State	0	0	0	0	1	25	1	25	0-0-0	0	0	0	0	0	0	0	0	0	0	0	25
Oct 20	LOUISIANA	0	0	0	0	1	14	0	14	0-0-0	0	0	0	0	0	0	0	0	0	0	0	14
Totals		0	0	0	0	17	366	4	90	0-0-0	0	0	0	0	0	0	0	0	0	0	0	366

#4 Heath, D.

		Rushing				Receiving				Passing				Kick Returns				Punt Returns				all
Date	Opponent	no.	yds	td	lg	no.	yds	td	lg	cmp-att-int	yds	td	lg	no.	yds	td	lg	no.	yds	td	lg	purp
Sep 01	at Penn State	1	19	0	19	2	35	0	22	0-0-0	0	0	0	0	0	0	0	0	0	0	0	54
Sep 08	at Charlotte	0	0	0	0	1	7	1	7	0-0-0	0	0	0	0	0	0	0	0	0	0	0	7
Sep 22	GARDNER-WEBB	1	7	0	7	4	111	2	64	0-0-0	0	0	0	0	0	0	0	1	3	0	3	121
Sep 29	SOUTH ALABAMA	0	0	0	0	0	0	0	0	0-0-0	0	0	0	0	0	0	0	0	0	0	0	0
Oct 09	at Arkansas State	0	0	0	0	1	9	0	9	0-0-0	0	0	0	0	0	0	0	0	0	0	0	9
Oct 20	LOUISIANA	0	0	0	0	3	20	0	11	0-0-0	0	0	0	0	0	0	0	0	0	0	0	20
Totals		2	26	0	19	11	182	3	64	0-0-0	0	0	0	0	0	0	0	1	3	0	3	211

#5 Hennigan, T.

		Rushing				Receiving				Passing				Kick Returns				Punt Returns				all
Date	Opponent	no.	yds	td	lg	no.	yds	td	lg	cmp-att-int	yds	td	lg	no.	yds	td	lg	no.	yds	td	lg	purp
Sep 01	at Penn State	0	0	0	0	4	28	0	14	0-0-0	0	0	0	0	0	0	0	0	0	0	0	28
Sep 08	at Charlotte	0	0	0	0	2	18	0	13	0-0-0	0	0	0	0	0	0	0	2	55	1	59	73
Sep 22	GARDNER-WEBB	0	0	0	0	2	39	0	31	0-0-0	0	0	0	1	28	0	28	0	0	0	0	67
Sep 29	SOUTH ALABAMA	0	0	0	0	4	65	0	31	0-0-0	0	0	0	0	0	0	0	0	0	0	0	65
Oct 09	at Arkansas State	0	0	0	0	1	7	0	7	0-0-0	0	0	0	1	18	0	18	0	0	0	0	25
Oct 20	LOUISIANA	0	0	0	0	2	8	0	6	0-0-0	0	0	0	2	42	0	29	0	0	0	0	50
Totals		0	0	0	0	15	165	0	31	0-0-0	0	0	0	4	88	0	29	2	55	1	59	308

#11 Virgil, Jalen

		Rushing				Receiving				Passing				Kick Returns				Punt Returns				all
Date	Opponent	no.	yds	td	lg	no.	yds	td	lg	cmp-att-int	yds	td	lg	no.	yds	td	lg	no.	yds	td	lg	purp
Sep 01	at Penn State	0	0	0	0	1	14	0	14	0-0-0	0	0	0	0	0	0	0	0	0	0	0	14
Sep 08	at Charlotte	0	0	0	0	1	11	0	11	0-0-0	0	0	0	0	0	0	0	0	0	0	0	11
Sep 22	GARDNER-WEBB	0	0	0	0	1	4	0	4	0-0-0	0	0	0	0	0	0	0	0	0	0	0	4
Sep 29	SOUTH ALABAMA	0	0	0	0	1	8	0	8	0-0-0	0	0	0	0	0	0	0	0	0	0	0	8
Oct 09	at Arkansas State	1	5	0	5	2	47	0	41	0-0-0	0	0	0	0	0	0	0	0	0	0	0	52
Oct 20	LOUISIANA	0	0	0	0	0	0	0	0	0-0-0	0	0	0	0	0	0	0	0	0	0	0	0
Totals		1	5	0	5	6	84	0	41	0-0-0	0	0	0	0	0	0	0	0	0	0	0	89

#14 Williams, Malik

		Rushing				Receiving				Passing				Kick Returns				Punt Returns				all
Date	Opponent	no.	yds	td	lg	no.	yds	td	lg	cmp-att-int	yds	td	lg	no.	yds	td	lg	no.	yds	td	lg	purp
Sep 01	at Penn State	0	0	0	0	4	66	2	24	0-0-0	0	0	0	0	0	0	0	0	0	0	0	66
Sep 08	at Charlotte	0	0	0	0	3	51	0	38	0-0-0	0	0	0	0	0	0	0	0	0	0	0	51
Sep 22	GARDNER-WEBB	0	0	0	0	4	38	0	14	0-0-0	0	0	0	0	0	0	0	0	0	0	0	38
Sep 29	SOUTH ALABAMA	0	0	0	0	0	0	0	0	0-0-0	0	0	0	0	0	0	0	0	0	0	0	0
Oct 09	at Arkansas State	0	0	0	0	2	19	0	11	0-0-0	0	0	0	0	0	0	0	0	0	0	0	19
Oct 20	LOUISIANA	0	0	0	0	1	6	0	6	0-0-0	0	0	0	0	0	0	0	0	0	0	0	6
Totals		0	0	0	0	14	180	2	38	0-0-0	0	0	0	0	0	0	0	0	0	0	0	180

#18 Absher, Brad

		Rushing				Receiving				Passing				Kick Returns				Punt Returns				all
Date	Opponent	no.	yds	td	lg	no.	yds	td	lg	cmp-att-int	yds	td	lg	no.	yds	td	lg	no.	yds	td	lg	purp
Sep 01	at Penn State	0	0	0	0	0	0	0	0	0-0-0	0	0	0	0	0	0	0	0	0	0	0	0
Sep 08	at Charlotte	0	0	0	0	0	0	0	0	0-0-0	0	0	0	0	0	0	0	0	0	0	0	0
Sep 22	GARDNER-WEBB	0	0	0	0	3	13	0	9	0-0-0	0	0	0	0	0	0	0	1	4	0	4	17
Sep 29	SOUTH ALABAMA	0	0	0	0	0	0	0	0	0-0-0	0	0	0	0	0	0	0	0	0	0	0	0
Oct 09	at Arkansas State	0	0	0	0	0	0	0	0	0-0-0	0	0	0	0	0	0	0	0	0	0	0	0
Oct 20	LOUISIANA	0	0	0	0	0	0	0	0	0-0-0	0	0	0	0	0	0	0	0	0	0	0	0
Totals		0	0	0	0	3	13	0	9	0-0-0	0	0	0	0	0	0	0	1	4	0	4	17

GAME LOGS (DEFENSE)

#4 Duck, Clifton

		Rushing				Receiving				Passing				Kick Returns				Punt Returns				all
Date	Opponent	no.	yds	td	lg	no.	yds	td	lg	cmp-att-int	yds	td	lg	no.	yds	td	lg	no.	yds	td	lg	purp
Sep 01	at Penn State	0	0	0	0	0	0	0	0	0-0-0	0	0	0	0	0	0	0	1	11	0	11	11
Sep 08	at Charlotte	0	0	0	0	0	0	0	0	0-0-0	0	0	0	0	0	0	0	1	-3	0	0	-3
Sep 22	GARDNER-WEBB	0	0	0	0	0	0	0	0	0-0-0	0	0	0	0	0	0	0	1	62	1	62	62
Sep 29	SOUTH ALABAMA	0	0	0	0	0	0	0	0	0-0-0	0	0	0	0	0	0	0	3	58	0	52	58
Oct 09	at Arkansas State	0	0	0	0	0	0	0	0	0-0-0	0	0	0	0	0	0	0	1	-1	0	0	-1
Oct 20	LOUISIANA	0	0	0	0	0	0	0	0	0-0-0	0	0	0	0	0	0	0	2	12	0	11	12
Totals		0	0	0	0	0	0	0	0	0-0-0	0	0	0	0	0	0	0	9	139	1	62	139

		Tackles				Sacks	Fumble		Pass Defense			blkd	PAT Attempts			off		
Date	Opponent	ua	a	total	tfl-yds	no-yds	ff	fr-yds	int-yds	qbh	brup	kick	kick	rush	rcv	saf	t/o	pts
Sep 01	at Penn State	5	2	7	0.0-0	0.0-0	0	0-0	0-0	0	1	0	0-0	0	0	0	-	0
Sep 08	at Charlotte	1	2	3	0.0-0	0.0-0	0	0-0	0-0	0	1	0	0-0	0	0	0	-	0
Sep 22	GARDNER-WEBB	3	2	5	0.0-0	0.0-0	0	0-0	0-0	0	0	0	0-0	0	0	0	-	6
Sep 29	SOUTH ALABAMA	1	1	2	1.0-5	0.0-0	0	0-0	0-0	0	0	0	0-0	0	0	0	-	0
Oct 09	at Arkansas State	4	1	5	0.0-0	0.0-0	0	0-0	0-0	0	0	0	0-0	0	0	0	-	0
Oct 20	LOUISIANA	3	1	4	0.0-0	0.0-0	0	0-0	0-0	0	0	0	0-0	0	0	0	-	0
Totals		17	9	26	1.0-5	0.0-0	0	0-0	0-0	0	2	0	0-0	0	0	0	-	6

#6 Franklin, D.

		Tackles				Sacks	Fumble		Pass Defense			blkd	PAT Attempts			off		
Date	Opponent	ua	a	total	tfl-yds	no-yds	ff	fr-yds	int-yds	qbh	brup	kick	kick	rush	rcv	saf	t/o	pts
Sep 01	at Penn State	4	0	4	0.0-0	0.0-0	0	0-0	0-0	1	0	0	0-0	0	0	0	-	0
Sep 08	at Charlotte	1	2	3	0.0-0	0.0-0	0	0-0	1-47	0	0	0	0-0	0	0	0	-	0
Sep 22	GARDNER-WEBB	1	0	1	0.0-0	0.0-0	0	0-0	1-2	0	0	0	0-0	0	0	0	-	0
Sep 29	SOUTH ALABAMA	3	2	5	1.0-2	0.0-0	0	0-0	0-0	0	2	0	0-0	0	0	0	-	0
Oct 09	at Arkansas State	3	2	5	0.0-0	0.0-0	0	0-0	0-0	0	0	0	0-0	0	0	0	-	0
Oct 20	LOUISIANA	1	6	7	0.0-0	0.0-0	0	0-0	0-0	0	0	0	0-0	0	0	0	-	0
Totals		13	12	25	1.0-2	0.0-0	0	0-0	2-49	1	2	0	0-0	0	0	0	-	0

#7 Thomas, Josh

		Tackles				Sacks	Fumble		Pass Defense			blkd	PAT Attempts			off		
Date	Opponent	ua	a	total	tfl-yds	no-yds	ff	fr-yds	int-yds	qbh	brup	kick	kick	rush	rcv	saf	t/o	pts
Sep 01	at Penn State	0	2	2	0.5-1	0.0-0	0	0-0	0-0	1	0	0	0-0	0	0	0	-	0
Sep 08	at Charlotte	2	3	5	0.0-0	0.0-0	0	0-0	0-0	0	0	0	0-0	0	0	0	-	0
Sep 22	GARDNER-WEBB	1	0	1	0.0-0	0.0-0	0	0-0	0-0	0	0	0	0-0	0	0	0	-	0
Sep 29	SOUTH ALABAMA	0	1	1	0.0-0	0.0-0	0	0-0	0-0	0	0	0	0-0	0	0	0	-	0
Oct 09	at Arkansas State	5	0	5	0.0-0	0.0-0	0	0-0	1-3	0	0	0	0-0	0	0	0	-	0
Oct 20	LOUISIANA	0	1	1	0.0-0	0.0-0	0	0-0	0-0	0	0	0	0-0	0	0	0	-	0
Totals		8	7	15	0.5-1	0.0-0	0	0-0	1-3	1	0	0	0-0	0	0	0	-	0

#9 Exford, Austin

		Tackles				Sacks	Fumble		Pass Defense			blkd	PAT Attempts			off		
Date	Opponent	ua	a	total	tfl-yds	no-yds	ff	fr-yds	int-yds	qbh	brup	kick	kick	rush	rcv	saf	t/o	pts
Sep 01	at Penn State	2	1	3	0.0-0	0.0-0	0	0-0	0-0	0	0	0	0-0	0	0	0	-	0
Sep 08	at Charlotte	3	3	6	1.5-1	0.0-0	0	1-0	0-0	0	1	0	0-0	0	0	0	-	6
Sep 22	GARDNER-WEBB	2	1	3	0.0-0	0.0-0	0	0-0	0-0	0	0	0	0-0	0	0	0	-	0
Sep 29	SOUTH ALABAMA	0	3	3	0.0-0	0.0-0	0	0-0	0-0	0	0	0	0-0	0	0	0	-	0
Oct 09	at Arkansas State	1	2	3	0.0-0	0.0-0	0	0-0	1-3	0	0	0	0-0	0	0	0	-	0
Oct 20	LOUISIANA	0	2	2	0.0-0	0.0-0	0	0-0	0-0	0	0	0	0-0	0	0	0	-	0
Totals		8	12	20	1.5-1	0.0-0	0	1-0	1-3	0	1	0	0-0	0	0	0	-	6

#17 Hayes, Tae

		Tackles				Sacks	Fumble		Pass Defense			blkd	PAT Attempts			off		
Date	Opponent	ua	a	total	tfl-yds	no-yds	ff	fr-yds	int-yds	qbh	brup	kick	kick	rush	rcv	saf	t/o	pts
Sep 01	at Penn State	2	1	3	0.0-0	0.0-0	0	0-0	0-0	0	1	0	0-0	0	0	0	-	0
Sep 08	at Charlotte	2	1	3	1.0-2	0.0-0	0	0-0	0-0	0	0	0	0-0	0	0	0	-	0
Sep 22	GARDNER-WEBB	0	1	1	0.0-0	0.0-0	0	0-0	0-0	0	0	0	0-0	0	0	0	-	0
Sep 29	SOUTH ALABAMA	3	1	4	0.0-0	0.0-0	0	0-0	1-24	0	2	1	0-0	0	0	0	-	0
Oct 09	at Arkansas State	3	0	3	0.0-0	0.0-0	0	0-0	1-19	0	0	0	0-0	0	0	0	-	0
Oct 20	LOUISIANA	4	1	5	0.0-0	0.0-0	0	0-0	0-0	0	1	0	0-0	0	0	0	-	0
Totals		14	5	19	1.0-2	0.0-0	0	0-0	2-43	0	4	1	0-0	0	0	0	-	0

GAME LOGS (DEFENSE)

#20 Cook, Noel

		Tackles				Sacks	Fumble		Pass Defense			blkd	PAT Attempts			off		
Date	Opponent	ua	a	total	tfl-yds	no-yds	ff	fr-yds	int-yds	qbh	brup	kick	kick	rush	rcv	saf	t/o	pts
Sep 08	at Charlotte	3	4	7	2.0-15	1.0-11	0	0-0	0-0	1	1	0	0-0	0	0	0	-	0
Sep 22	GARDNER-WEBB	0	2	2	0.5-0	0.5-0	0	0-0	0-0	0	0	0	0-0	0	0	0	-	0
Sep 29	SOUTH ALABAMA	5	2	7	1.0-3	1.0-3	0	0-0	0-0	0	0	0	0-0	0	0	0	-	0
Oct 09	at Arkansas State	1	5	6	0.0-0	0.0-0	0	0-0	0-0	0	0	0	0-0	0	0	0	-	0
Oct 20	LOUISIANA	6	7	13	2.0-5	1.0-4	0	0-0	0-0	0	0	0	0-0	0	0	0	-	0
		15	20	35	5.5-23	3.5-18	0	0-0	0-0	1	1	0	0-0	0	0	0	-	0

#24 Davis-Gaither

		Tackles				Sacks	Fumble		Pass Defense			blkd	PAT Attempts			off		
Date	Opponent	ua	a	total	tfl-yds	no-yds	ff	fr-yds	int-yds	qbh	brup	kick	kick	rush	rcv	saf	t/o	pts
Sep 01	at Penn State	3	3	6	0.5-0	0.0-0	0	0-0	0-0	0	0	0	0-0	0	0	0	-	0
Sep 08	at Charlotte	4	4	8	0.5-0	0.0-0	0	0-0	0-0	1	0	0	0-0	0	0	0	-	0
Sep 22	GARDNER-WEBB	3	0	3	1.0-1	0.0-0	0	0-0	0-0	0	1	0	0-0	0	0	0	-	0
Sep 29	SOUTH ALABAMA	2	6	8	1.5-5	0.0-0	0	0-0	0-0	0	1	0	0-0	0	0	0	-	0
Oct 09	at Arkansas State	8	6	14	0.0-0	0.0-0	0	0-0	0-0	0	1	0	0-0	0	0	0	-	0
Oct 20	LOUISIANA	5	10	15	2.0-6	1.0-4	0	0-0	0-0	0	1	0	0-0	0	0	0	-	0
Totals		25	29	54	5.5-12	1.0-4	0	0-0	0-0	1	4	0	0-0	0	0	0	-	0

#44 Flory, Anthony

		Tackles				Sacks	Fumble		Pass Defense			blkd	PAT Attempts			off		
Date	Opponent	ua	a	total	tfl-yds	no-yds	ff	fr-yds	int-yds	qbh	brup	kick	kick	rush	rcv	saf	t/o	pts
Sep 01	at Penn State	4	6	10	0.0-0	0.0-0	0	0-0	0-0	1	1	0	0-0	0	0	0	-	0
Sep 08	at Charlotte	3	3	6	0.0-0	0.0-0	0	0-0	0-0	0	0	0	0-0	0	0	0	-	0
Sep 22	GARDNER-WEBB	1	2	3	0.0-0	0.0-0	0	0-0	0-0	0	0	0	0-0	0	0	0	-	0
Sep 29	SOUTH ALABAMA	3	2	5	0.0-0	0.0-0	0	0-0	0-0	0	0	0	0-0	0	0	0	-	0
Oct 09	at Arkansas State	5	3	8	1.0-1	0.0-0	0	0-0	0-0	0	0	0	0-0	0	0	0	-	0
Oct 20	LOUISIANA	2	7	9	0.5-1	0.0-0	1	0-0	0-0	0	1	0	0-0	0	0	0	-	0
Totals		18	23	41	1.5-2	0.0-0	1	0-0	0-0	1	2	0	0-0	0	0	0	-	0

#47 Godwin, Okon

		Tackles				Sacks	Fumble		Pass Defense			blkd	PAT Attempts			off		
Date	Opponent	ua	a	total	tfl-yds	no-yds	ff	fr-yds	int-yds	qbh	brup	kick	kick	rush	rcv	saf	t/o	pts
Sep 01	at Penn State	2	2	4	0.0-0	0.0-0	0	0-0	0-0	0	0	0	0-0	0	0	0	-	0
Sep 08	at Charlotte	0	1	1	0.5-3	0.5-3	0	0-0	0-0	0	0	0	0-0	0	0	0	-	0
Sep 22	GARDNER-WEBB	1	0	1	0.0-0	0.0-0	0	0-0	0-0	0	0	0	0-0	0	0	0	-	0
Sep 29	SOUTH ALABAMA	1	0	1	1.0-2	0.0-0	0	0-0	0-0	0	0	0	0-0	0	0	0	-	0
Oct 09	at Arkansas State	2	0	2	0.0-0	0.0-0	0	0-0	0-0	0	0	0	0-0	0	0	0	-	0
Oct 20	LOUISIANA	0	1	1	0.5-2	0.5-2	0	0-0	0-0	0	0	0	0-0	0	0	0	-	0
Totals		6	4	10	2.0-7	1.0-5	0	0-0	0-0	0	0	0	0-0	0	0	0	-	0

#48 Taylor, D.

		Tackles				Sacks	Fumble		Pass Defense			blkd	PAT Attempts			off		
Date	Opponent	ua	a	total	tfl-yds	no-yds	ff	fr-yds	int-yds	qbh	brup	kick	kick	rush	rcv	saf	t/o	pts
Sep 01	at Penn State	1	0	1	1.0-8	1.0-8	0	0-0	0-0	0	0	0	0-0	0	0	0	-	0
Sep 08	at Charlotte	0	1	1	0.5-1	0.0-0	0	0-0	0-0	0	0	0	0-0	0	0	0	-	0
Sep 22	GARDNER-WEBB	0	0	0	0.0-0	0.0-0	0	0-0	0-0	0	0	0	0-0	0	0	0	-	0
Sep 29	SOUTH ALABAMA	0	1	1	0.0-0	0.0-0	0	0-0	0-0	0	0	0	0-0	0	0	0	-	0
Oct 09	at Arkansas State	1	1	2	0.0-0	0.0-0	0	0-0	0-0	0	0	0	0-0	0	0	0	-	0
Oct 20	LOUISIANA	0	3	3	0.5-2	0.5-2	0	0-0	0-0	0	1	0	0-0	0	0	0	-	0
Totals		2	6	8	2.0-11	1.5-10	0	0-0	0-0	0	1	0	0-0	0	0	0	-	0

#52 Jackson, D.

		Tackles				Sacks	Fumble		Pass Defense			blkd	PAT Attempts			off		
Date	Opponent	ua	a	total	tfl-yds	no-yds	ff	fr-yds	int-yds	qbh	brup	kick	kick	rush	rcv	saf	t/o	pts
Sep 01	at Penn State	1	0	1	0.0-0	0.0-0	0	0-0	0-0	0	0	0	0-0	0	0	0	-	0
Sep 08	at Charlotte	0	4	4	0.0-0	0.0-0	0	0-0	0-0	1	0	0	0-0	0	0	0	-	0
Sep 22	GARDNER-WEBB	1	2	3	0.5-1	0.0-0	0	0-0	0-0	0	1	0	0-0	0	0	0	-	0
Sep 29	SOUTH ALABAMA	0	5	5	0.5-4	0.0-0	0	0-0	0-0	0	0	0	0-0	0	0	0	-	0
Oct 09	at Arkansas State	2	1	3	0.0-0	0.0-0	0	0-0	0-0	0	0	0	0-0	0	0	0	-	0
Oct 20	LOUISIANA	0	1	1	0.0-0	0.0-0	0	0-0	0-0	0	0	0	0-0	0	0	0	-	0
Totals		4	13	17	1.0-5	0.0-0	0	0-0	0-0	1	1	0	0-0	0	0	0	-	0

GAME LOGS (DEFENSE)

#54 McDaniel, J.

		Tackles				Sacks	Fumble		Pass Defense			blkd	PAT Attempts			off		
Date	Opponent	ua	a	total	tfl-yds	no-yds	ff	fr-yds	int-yds	qbh	brup	kick	kick	rush	rcv	saf	t/o	pts
Sep 01	at Penn State	1	1	2	0.0-0	0.0-0	0	0-0	0-0	0	0	0	0-0	0	0	0	-	0
Sep 08	at Charlotte	0	0	0	0.0-0	0.0-0	0	0-0	0-0	2	0	0	0-0	0	0	0	-	0
Sep 22	GARDNER-WEBB	3	0	3	2.0-19	2.0-19	0	0-0	0-0	0	0	0	0-0	0	0	0	-	0
Sep 29	SOUTH ALABAMA	0	2	2	0.0-0	0.0-0	0	0-0	0-0	0	0	0	0-0	0	0	0	-	0
Oct 09	at Arkansas State	1	1	2	1.0-1	0.0-0	0	0-0	0-0	0	0	0	0-0	0	0	0	-	0
		5	4	9	3.0-20	2.0-19	0	0-0	0-0	2	0	0	0-0	0	0	0	-	0

#57 Diarrassouba, E

		Tackles				Sacks	Fumble		Pass Defense			blkd	PAT Attempts			off		
Date	Opponent	ua	a	total	tfl-yds	no-yds	ff	fr-yds	int-yds	qbh	brup	kick	kick	rush	rcv	saf	t/o	pts
Sep 01	at Penn State	0	0	0	0.0-0	0.0-0	0	0-0	0-0	0	0	0	0-0	0	0	0	-	0
Sep 08	at Charlotte	0	2	2	0.5-1	0.0-0	0	0-0	0-0	0	0	0	0-0	0	0	0	-	0
Sep 22	GARDNER-WEBB	0	2	2	0.5-2	0.0-0	0	0-0	0-0	1	0	0	0-0	0	0	0	-	0
Sep 29	SOUTH ALABAMA	0	0	0	0.0-0	0.0-0	0	0-0	0-0	0	0	0	0-0	0	0	0	-	0
Oct 09	at Arkansas State	0	1	1	0.0-0	0.0-0	0	0-0	0-0	0	0	0	0-0	0	0	0	-	0
Oct 20	LOUISIANA	0	3	3	0.0-0	0.0-0	0	0-0	0-0	0	0	0	0-0	0	0	0	-	0
Totals		0	8	8	1.0-3	0.0-0	0	0-0	0-0	1	0	0	0-0	0	0	0	-	0

#59 Fehr, Jordan

		Tackles				Sacks	Fumble		Pass Defense			blkd	PAT Attempts			off		
Date	Opponent	ua	a	total	tfl-yds	no-yds	ff	fr-yds	int-yds	qbh	brup	kick	kick	rush	rcv	saf	t/o	pts
Sep 01	at Penn State	6	3	9	0.0-0	0.0-0	0	0-0	0-0	0	0	0	0-0	0	0	0	-	0
Sep 08	at Charlotte	1	1	2	0.5-3	0.5-3	0	0-0	0-0	0	0	0	0-0	0	0	0	-	0
Sep 22	GARDNER-WEBB	3	0	3	0.0-0	0.0-0	0	0-0	0-0	0	1	0	0-0	0	0	0	-	0
Sep 29	SOUTH ALABAMA	1	4	5	0.0-0	0.0-0	0	0-0	0-0	0	0	0	0-0	0	0	0	-	0
Oct 09	at Arkansas State	6	8	14	1.0-9	1.0-9	0	0-0	0-0	0	0	0	0-0	0	0	0	-	0
Oct 20	LOUISIANA	1	7	8	0.5-0	0.0-0	0	1-0	0-0	1	0	0	0-0	0	0	0	-	0
Totals		18	23	41	2.0-12	1.5-12	0	1-0	0-0	1	1	0	0-0	0	0	0	-	0

#90 Willis, Chris

		Tackles				Sacks	Fumble		Pass Defense			blkd	PAT Attempts			off		
Date	Opponent	ua	a	total	tfl-yds	no-yds	ff	fr-yds	int-yds	qbh	brup	kick	kick	rush	rcv	saf	t/o	pts
Sep 01	at Penn State	0	1	1	0.0-0	0.0-0	0	0-0	0-0	0	0	0	0-0	0	0	0	-	0
Sep 08	at Charlotte	1	2	3	0.0-0	0.0-0	0	0-0	0-0	1	0	0	0-0	0	0	0	-	0
Sep 22	GARDNER-WEBB	2	0	2	1.0-2	0.0-0	0	0-0	0-0	0	0	0	0-0	0	0	0	-	0
Sep 29	SOUTH ALABAMA	0	1	1	0.0-0	0.0-0	0	0-0	0-0	0	0	0	0-0	0	0	0	-	0
Oct 09	at Arkansas State	0	1	1	0.0-0	0.0-0	0	0-0	0-0	0	0	0	0-0	0	0	0	-	0
Oct 20	LOUISIANA	0	1	1	0.0-0	0.0-0	0	0-0	0-0	0	0	0	0-0	0	0	0	-	0
Totals		3	6	9	1.0-2	0.0-0	0	0-0	0-0	1	0	0	0-0	0	0	0	-	0

#92 Stout, MyQuon

		Tackles				Sacks	Fumble		Pass Defense			blkd	PAT Attempts			off		
Date	Opponent	ua	a	total	tfl-yds	no-yds	ff	fr-yds	int-yds	qbh	brup	kick	kick	rush	rcv	saf	t/o	pts
Sep 01	at Penn State	0	0	0	0.0-0	0.0-0	0	0-0	0-0	1	0	0	0-0	0	0	0	-	0
Sep 08	at Charlotte	0	2	2	0.0-0	0.0-0	0	0-0	0-0	0	0	0	0-0	0	0	0	-	0
Sep 22	GARDNER-WEBB	1	0	1	1.0-4	0.0-0	0	0-0	0-0	0	0	0	0-0	0	0	0	-	0
Sep 29	SOUTH ALABAMA	1	0	1	0.0-0	0.0-0	0	0-0	0-0	1	0	0	0-0	0	0	0	-	0
Oct 09	at Arkansas State	0	0	0	0.0-0	0.0-0	0	0-0	0-0	0	0	0	0-0	0	0	0	-	0
Oct 20	LOUISIANA	0	2	2	0.0-0	0.0-0	0	0-0	0-0	0	0	0	0-0	0	0	0	-	0
Totals		2	4	6	1.0-4	0.0-0	0	0-0	0-0	2	0	0	0-0	0	0	0	-	0

#97 Spurlin, Caleb

		Tackles				Sacks	Fumble		Pass Defense			blkd	PAT Attempts			off		
Date	Opponent	ua	a	total	tfl-yds	no-yds	ff	fr-yds	int-yds	qbh	brup	kick	kick	rush	rcv	saf	t/o	pts
Sep 01	at Penn State	1	0	1	0.0-0	0.0-0	0	0-0	0-0	0	0	0	0-0	0	0	0	-	0
Sep 08	at Charlotte	0	1	1	0.0-0	0.0-0	0	0-0	0-0	0	0	0	0-0	0	0	0	-	0
Sep 22	GARDNER-WEBB	0	1	1	0.5-1	0.5-1	0	0-0	0-0	0	0	0	0-0	0	0	0	-	0
Sep 29	SOUTH ALABAMA	1	1	2	0.0-0	0.0-0	0	0-0	0-0	0	0	0	0-0	0	0	0	-	0
Oct 09	at Arkansas State	2	2	4	0.0-0	0.0-0	0	0-0	0-0	0	0	0	0-0	0	0	0	-	0
Oct 20	LOUISIANA	1	1	2	1.0-6	1.0-6	0	0-0	0-0	0	0	0	0-0	0	0	0	-	0
Totals		5	6	11	1.5-7	1.5-7	0	0-0	0-0	0	0	0	0-0	0	0	0	-	0

NCAA Statistics

Appalachian St. - 2018-19 Football Ranking Summary thru games 10/20/2018

Statistic	National Rank	Conference Rank	Value	National Leader	Value	Conference Leader	Value
3rd Down Conversion Pct (129 ranked)	56	4	0.408	Alabama	0.562	Louisiana	0.533
3rd Down Conversion Pct Defense (129 ranked)	25	2	0.320	Miami (FL)	0.208	South Alabama	0.310
4th Down Conversion Pct (129 ranked)	112	8	0.375	Army West Point	0.880	Coastal Caro.	0.800
4th Down Conversion Pct Defense (129 ranked)	11	1	0.300	North Texas Iowa	0.000 0.000	Appalachian St.	0.300
Blocked Kicks (44 ranked)	4	1	3	Toledo Auburn	5 5	Appalachian St.	3
Blocked Kicks Allowed (126 ranked)	1	1	0	55 teams tied	0	5 teams tied	0
Blocked Punts (11 ranked)	2	1	2	Toledo	4	Appalachian St.	2
Blocked Punts Allowed (129 ranked)	1	1	0	87 teams tied	0	9 teams tied	0
Completion Percentage (129 ranked)	36	5	0.628	Southern Miss.	0.722	Troy	0.683
Defensive TDs (15 ranked)				Temple	5	Texas St. Arkansas St.	2 2
Fewest Penalties (129 ranked)	23	4	36	Northwestern	23	Georgia St.	27
Fewest Penalties Per Game (129 ranked)	49	6	6.00	Northwestern	3.29	Georgia St.	3.86
Fewest Penalty Yards (129 ranked)	50	5	382	Northwestern	225	Georgia St.	272
Fewest Penalty Yards Per Game (129 ranked)	89	8	63.67	Northwestern	32.14	Georgia St.	38.86
First Downs Defense (129 ranked)	3	1	100	Southern Miss.	85	Appalachian St.	100
First Downs Offense (129 ranked)	98	7	135	Ohio St.	242	La.-Monroe	167
Fumbles Lost (129 ranked)	6	1	2	Mississippi St.	0	Appalachian St. Louisiana	2 2
Fumbles Recovered (124 ranked)	106	8	2	Florida	11	Ga. Southern Texas St.	9 9
Kickoff Return Defense (129 ranked)	91	8	22.21	Clemson	13.50	Texas St.	17.16
Kickoff Returns (129 ranked)	5	1	29.33	Iowa	30.89	Appalachian St.	29.33
Net Punting (129 ranked)	30	4	40.20	Texas A&M	45.26	Georgia St.	43.97
Passes Had Intercepted (129 ranked)	22	3	4	Ga. Southern	0	Ga. Southern	0
Passes Intercepted (128 ranked)	34	3	7	LSU	14	South Alabama	9
Passing Offense (129 ranked)	90	6	211.0	Washington St.	400.7	Arkansas St.	279.6
Passing Yards Allowed (129 ranked)	23	2	182.5	Michigan	122.9	Arkansas St.	169.0
Passing Yards per Completion (129 ranked)	31	3	13.61	Army West Point	22.41	Ga. Southern	17.13
Punt Return Defense (129 ranked)	33	4	5.25	Arkansas St.	-2.80	Arkansas St.	-2.80
Punt Returns (129 ranked)	18	4	14.60	Minnesota	25.57	La.-Monroe	21.75
Red Zone Defense (129 ranked)	16	1	0.733	Fresno St.	0.538	Appalachian St.	0.733
Red Zone Offense (129 ranked)	27	2	0.893	7 teams tied	1.000	Ga. Southern	0.923
Rushing Defense (129 ranked)	18	1	112.3	Utah	74.6	Appalachian St.	112.3
Rushing Offense (129 ranked)	7	2	265.0	Georgia Tech	352.4	Ga. Southern	275.6
Sacks Allowed (129 ranked)	13	1	1.00	Army West Point	0.29	Appalachian St.	1.00
Scoring Defense (129 ranked)	11	1	15.7	Fresno St.	12.6	Appalachian St.	15.7
Scoring Offense (129 ranked)	5	1	44.8	Alabama	54.1	Appalachian St.	44.8
Tackles for Loss Allowed (129 ranked)	16	1	4.33	Wisconsin	2.86	Appalachian St.	4.33
Team Passing Efficiency (129 ranked)	15	4	158.27	Alabama	226.29	Ga. Southern	170.78
Team Passing Efficiency Defense (129 ranked)	8	1	101.46	Fresno St.	90.81	Appalachian St.	101.46
Team Sacks (129 ranked)	63	5	2.17	Oklahoma St.	4.29	Troy	3.14
Team Tackles for Loss (129 ranked)	55	4	6.3	Miami (FL)	11.6	Troy	8.1
Time of Possession (129 ranked)	68	5	29:57	Army West Point	39:13	Coastal Caro.	34:43
Total Defense (129 ranked)	8	1	294.8	Michigan	220.0	Appalachian St.	294.8
Total Offense (129 ranked)	17	1	476.0	Alabama	564.3	Appalachian St.	476.0
Turnover Margin (129 ranked)	35	2	0.50	Kansas Ga. Southern	2.00 2.00	Ga. Southern	2.00
Turnovers Gained (129 ranked)	84	6	9	Kansas	21	Ga. Southern	17
Turnovers Lost (129 ranked)	5	2	6	Ga. Southern	3	Ga. Southern	3
Winning Percentage (128 ranked)	24	2	0.833	5 teams tied	1.000	Ga. Southern	0.857

Statistic	Player	National Rank	Conference Rank	Value	National Leader	Value	Conference Leader	Value
All Purpose (200 ranked)	Darrynton Evans	63	5	105.83	Darrell Henderson, Memphis	183.75	Tra Minter, South Alabama	134.86
	Jalin Moore	122	14	88.00				
Blocked Kicks (2 ranked)	Steven Jones	2	1	2	Marlon Davidson, Auburn	3	Steven Jones, Appalachian St.	2
Combined Kick Returns (199 ranked)	Darrynton Evans	99	11	176	Michael Walker, Boston College	795	Tra Minter, South Alabama	623
	Clifton Duck	106	12	168				
	Thomas Hennigan	158	17	114				
Completion Percentage (116 ranked)	Zac Thomas	68	7	0.606	Ian Book, Notre Dame	0.752	Kaleb Barker, Troy	0.730
Completions Per Game (100 ranked)	Zac Thomas	95	7	13.33	Gardner Minshew II, Washington St.	36.29	Justice Hansen, Arkansas St.	22.86
Field Goal Percentage (102 ranked)	Chandler Staton	43	3	0.750	4 players tied	1.000	Tyler Bass, Ga. Southern	1.000
Field Goals Per Game (127 ranked)	Chandler Staton	59	3	1.00	Cole Tracy, LSU	2.63	Tyler Bass, Ga. Southern	1.29
Forced Fumbles (78 ranked)					Sean Williams, Navy	0.67	Joshua Moon, Ga. Southern	0.33
Fumbles Recovered (74 ranked)	Austin Exford	74	8	1	9 players tied	3	Tahjea Chambers, Arkansas St.	3
	Jordan Fehr	74	8	1				
Interceptions Per Game (149 ranked)	Desmond Franklin	45	2	0.3	Alvin Davis, Akron	0.8	Jalen Thompson, South Alabama	0.4
	Tae Hayes	45	2	0.3				
	Austin Exford	149	11	0.2				
	Kaiden Smith	149	11	0.2				
	Josh Thomas	149	11	0.2				
Kickoff Return TDs (4 ranked)	Darrynton Evans	4	1	1	Terrence Horne, South Fla.	2	Darrynton Evans, Appalachian St.	1
					Maurice Ffrench, Pittsburgh	2	Marcus Jones, Troy	1
					Savon Scarver, Utah St.	2		
Kickoff Returns (74 ranked)					Savon Scarver, Utah St.	38.3	Tra Minter, South Alabama	26.6
Passes Defended (34 ranked)					Anthoula Kelly, Fresno St.	2.4	Jalen Thompson, South Alabama	1.4
Passing Efficiency (116 ranked)	Zac Thomas	23	2	155.0	Tua Tagovailoa, Alabama	238.8	Kaleb Barker, Troy	163.6
Passing TDs (130 ranked)	Zac Thomas	46	2	11	Dwayne Haskins, Ohio St.	30	Justice Hansen, Arkansas St.	14
Passing Yards (130 ranked)	Zac Thomas	90	6	1,146	Dwayne Haskins, Ohio St.	2,801	Justice Hansen, Arkansas St.	1,795
Passing Yards Per Game (130 ranked)	Zac Thomas	74	5	191.0	Gardner Minshew II, Washington St.	392.1	Justice Hansen, Arkansas St.	256.4
Passing Yards per Completion (116 ranked)	Zac Thomas	13	1	14.33	Tua Tagovailoa, Alabama	19.31	Zac Thomas, Appalachian St.	14.33
Points Responsible For (174 ranked)	Zac Thomas	26	2	102	D'Eriq King, Houston	194	Justice Hansen, Arkansas St.	110
	Chandler Staton	161	12	51				
Points Responsible For Per Game (186 ranked)	Zac Thomas	12	1	17.0	D'Eriq King, Houston	27.7	Zac Thomas, Appalachian St.	17.0
	Chandler Staton	114	9	8.5				
	Jalin Moore	169	13	7.2				
Punt Return TDs (3 ranked)	Thomas Hennigan	3	1	1	Travis Levy, Boston College	2	7 players tied	1
	Steven Jones	3	1	1	Greg Dortch, Wake Forest	2		
	Clifton Duck	3	1	1				
Punt Returns (60 ranked)	Clifton Duck	5	1	15.4	Kavontae Turpin, TCU	19.4	Clifton Duck, Appalachian St.	15.4
Punting (99 ranked)	Clayton Howell	43	3	42.6	Braden Mann, Texas A&M	54.5	Brandon Wright, Georgia St.	50.1
Receiving TDs (120 ranked)	Corey Sutton	77	5	4	John Ursua, Hawaii	14	Ja'Marcus Bradley, Louisiana	6
	Dominique Heath	120	7	3				
Receiving Yards (199 ranked)	Corey Sutton	141	9	366	Andy Isabella, Massachusetts	1,013	Marcus Green, La.-Monroe	539
					John Ursua, Hawaii	1,013	Jamarius Way, South Alabama	539
Receiving Yards Per Game (200 ranked)	Corey Sutton	97	5	61.0	Laviska Shenault, Colorado	130.0	Jamarius Way, South Alabama	77.0
Receptions Per Game (192 ranked)					Laviska Shenault, Colorado	10.0	Kirk Merritt, Arkansas St.	6.0
Rush Yards Per Carry (161 ranked)	Darrynton Evans	10	2	6.97	Darrell Henderson, Memphis	10.07	Elijah Mitchell, Louisiana	7.00
	Jalin Moore	23	3	6.35				
Rushing TDs (185 ranked)	Jalin Moore	51	5	6	Travis Etienne, Clemson	14	Shai Werts, Ga. Southern	9
	Zac Thomas	51	5	6	Devin Singletary, Fla. Atlantic	14		
	Darrynton Evans	185	17	3				
Rushing Yards (200 ranked)	Darrynton Evans	107	9	425	Darrell Henderson, Memphis	1,148	Trey Ragas, Louisiana	680
	Jalin Moore	124	12	400				
Rushing Yards Per Game (200 ranked)	Jalin Moore	48	4	80.0	Jonathan Taylor, Wisconsin	158.4	Trey Ragas, Louisiana	97.1
	Darrynton Evans	67	8	70.8				
	Zac Thomas	170	14	46.0				
Sacks (141 ranked)	Noel Cook	52	3	0.70	Jaylon Ferguson, Louisiana Tech	1.36	William Bradley-King, Arkansas St.	0.71
							Ronheen Bingham, Arkansas St.	0.71
Scoring (193 ranked)	Chandler Staton	25	1	8.5	Travis Etienne, Clemson	12.9	Chandler Staton, Appalachian St.	8.5
	Jalin Moore	69	5	7.2				
	Zac Thomas	125	11	6.0				
Solo Tackles (51 ranked)					Jordan Kunaszyk, California	8.4	Bryan London II, Texas St.	5.3
Tackles For Loss (51 ranked)					Nate Harvey, East Carolina	2.6	Jeffrey Gunter, Coastal Caro.	1.5
Total Interceptions (45 ranked)	Desmond Franklin	45	2	2	Grant Delpit, LSU	5	Jalen Thompson, South Alabama	3
	Tae Hayes	45	2	2				
Total Offense (200 ranked)	Zac Thomas	59	4	237.0	Gardner Minshew II, Washington St.	398.4	Justice Hansen, Arkansas St.	298.6
	Jalin Moore	177	14	80.0				
	Darrynton Evans	193	18	70.8				
Total Points Scored (127 ranked)	Chandler Staton	67	4	51	Travis Etienne, Clemson	90	Kawaan Baker, South Alabama	54
					Darrell Henderson, Memphis	90	Shai Werts, Ga. Southern	54
					John Ursua, Hawaii	90		
Total Tackles (479 ranked)	Akeem Davis-Gaither	48	2	9.0	Javahn Fergurson, New Mexico St.	15.0	Bryan London II, Texas St.	9.6
	Noel Cook	137	8	7.0				
	Jordan Fehr	164	10	6.8				
	Anthony Flory	164	10	6.8				
Total Touchdowns (146 ranked)	Jalin Moore	87	7	6	Travis Etienne, Clemson	15	Kawaan Baker, South Alabama	9
	Zac Thomas	87	7	6	Darrell Henderson, Memphis	15	Shai Werts, Ga. Southern	9
	Darrynton Evans	146	13	5	John Ursua, Hawaii	15		
Yards per Pass Attempt (116 ranked)	Zac Thomas	20	1	8.68	Tua Tagovailoa, Alabama	13.59	Zac Thomas, Appalachian St.	8.68
Yards per Reception (200 ranked)	Corey Sutton	9	1	21.53	Jerry Jeudy, Alabama	25.06	Corey Sutton, Appalachian St.	21.53

GAME 1							Final (OT)
APP STATE	10	0	0	28	0	—	38
No. 9 Penn State	7	3	14	14	7	—	45

Sept. 1 - Beaver Stadium - University Park, Pa. - 105,232

App State Roars Back, Falls in OT at No. 9 Penn State

UNIVERSITY PARK, Pa. — On the field, Penn State players and coaches took turns congratulating Appalachian State players for the effort they had put forth. They received similar words of encouragement from their own coaches.

Fans of the Nittany Lions even gave coach Scott Satterfield and other members of the Mountaineers a standing ovation as they exited the field.

On the 11-year anniversary of Appalachian's memorable upset of a Big Ten opponent, a trip to Happy Valley had plenty of peaks, but No. 9 Penn State pulled out a 45-38 overtime victory in front of 105,232 fans.

Trailing by 14 points with less than eight minutes remaining, App State (0-1) posted three straight touchdowns, moving ahead 38-31 after Jalin Moore scored on a 16-yard touchdown run with 1:47 left.

Penn State quarterback Trace McSorley's 15-yard touchdown pass helped tie the game with 42 seconds left, App State kicker Chandler Staton had enough distance on a 56-yard field goal attempt that sailed wide to the right with 15 seconds remaining and the Nittany Lions scored in the first session of overtime on a 4-yard run by Miles Sanders. Right after Appalachian running back Darrynton Evans made a fourth-down conversion with a 1-yard run to the 15, Amani Oruwariye came down with an acrobatic interception in the end zone to end the thriller.

Evans had a 100-yard touchdown on a first-quarter kickoff return to provide a glimpse into the resiliency that the Mountaineers would show, and new starting quarterback Zac Thomas accounted for three fourth-quarter touchdowns before finishing with 313 total yards, including 270 through the air. He completed 25 of his 38 pass attempts.

Sophomore receiver Malik Williams came through with the first two touchdown catches of his career, and Moore rushed for 88 yards.

GAME NOTES

The attendance of 105,232 is the third-largest crowd for an App State game. The 2007 upset of Michigan drew 109,218 fans, and App State's visit to Michigan in 2014 drew a crowd of 106,811.

Redshirt freshman Peyton Derrick prolonged a fourth-quarter TD drive by throwing a 22-yard strike to Dominique Heath on a fourth-and-2 play from the 24 with a shaken-up Thomas sidelined for one snap following a 15-yard scramble.

Anthony Flory made a team-high nine tackles. Fellow inside linebacker Jordan Fehr contributed eight tackles as one of six first-time starters for one of the nation's youngest teams, and Demetrius Taylor recorded a first-half sack.

Darrynton Evans' 100-yard kickoff return is only the second one of that maximum length in program history. Keith Nash had a 100-yard return against Lenoir-Rhyne in 1968.

It was App State's first kickoff return for a TD since Evans had a 94-yard return in the 2016 Camellia Bowl. Evans redshirted in 2017, so he had a kickoff return for a touchdown in two straight games. It marked two TDs in a span of three returns, as he had a 14-yard return after his 94-yard return in the bowl game.

App State's last kickoff return of 95 yards or longer occurred when Tony Washington had a 99-yard return for a touchdown against Wofford in 2012.

App State's first-time starters were quarterback Zac Thomas, right guard Baer Hunter, receiver Corey Sutton, defensive end Elijah Diarrassouba, outside linebacker Tim Frizzell and inside linebacker Jordan Fehr.

TEAM TOTALS	APP	PSU
FIRST DOWNS		
Total	22	24
Rushing	8	10
Passing	13	11
Penalty	1	3
RUSHING		
Total (Net)	159	205
Attempts	37	44
Avg. Per Rush	4.3	4.7
Rushing TDs	2	5
Yds. Gained	177	220
Yds. Lost	18	15
PASSING		
Total (Net)	292	229
Comp.-Att.-Int.	26-39-1	20-35-0
Avg. / Att.	7.5	6.5
Avg. / Comp.	11.2	11.4
TDs	2	1
TOTAL OFFENSE		
Yards	451	434
Plays	76	79
Avg. / Play	5.9	5.5
Fumbles - Lost	1-0	0-0
Penalties - Yds.	10-105	2-10
PUNTING		
Punts - Yds.	6-261	5-215
Avg. / Punt	43.5	43.0
Inside 20	2	1
50+ Yds.	1	1
Touchbacks	0	0
Fair Catch	3	3
KICKOFFS		
Total - Yds.	6-390	6-361
Avg. Yds. / Kickoff	65.0	60.2
Touchbacks	5	2
RETURNS		
Punt: Total - Yds. - TDs	1-11-0	1-29-0
Punt: Avg. / Return	11.0	29.0
Kickoff: Total - Yds. - TDs	3-130-1	1-52-0
Kickoff: Avg. / Return	43.3	52.0
INT: Total - Yds. - TDs	0-0-0	1-0-0
Fumble: Total - Yds. - TDs	0-0-0	0-0-0
MISCELLANEOUS		
Misc. Yards	0	0
Poss. Time	32:28	27:32
3rd. Down Conv.	6 of 16	6 of 15
4th. Down Conversions	2 of 2	1 of 2
Red-Zone: Scores - Chances	3-4	6-6
Sacks: Total - Yds.	1-8	2-14
PAT: Total - Made	5-5	6-6
Field Goals: Total - Made	1-2	1-1

SCORING SUMMARY

Team	Qtr	Time	Scoring Play	Conv.	Plays	Time	Score
PSU	1st	12:02	McSorley 12 yd run	Pinegar kick	7-75	2:58	0-7
APP	1st	11:48	Evans 100 yd kickoff return	Staton kick	0	0:14	7-7
APP	1st	4:10	Staton 38 yd FG		12-60	6:37	10-7
PSU	2nd	0:12	Pinegar 32 yd FG		12-77	4:32	10-10
PSU	3rd	9:41	McSorley 10 yd run	Pinegar kick	8-65	3:22	10-17
PSU	3rd	2:41	Slade 7 yd run	Pinegar kick	8-72	3:40	10-24
APP	4th	13:39	Williams 17 yd pass from Thomas	Staton kick	10-75	4:02	17-24
PSU	4th	11:17	Sanders 2 yd run	Pinegar kick	6-75	2:22	17-31
APP	4th	7:40	Williams 24 yd pass from Thomas	Staton kick	9-80	3:32	24-31
APP	4th	6:03	Thomas 1 yd run	Staton kick	4-53	1:36	31-31
APP	4th	1:47	Moore 16 yd run	Staton kick	4-42	1:12	38-31
PSU	4th	0:42	Hamler 15 yd pass from McSorley	Pinegar kick	7-48	0:57	38-38
PSU	OT	15:00	Sanders 4 yd run	Pinegar kick	4-25	0:00	38-45

STAT LEADERS

APPALACHIAN STATE

Rushing	Att.	Yds	TD
Moore	18	92	1
Thomas	15	43	1
Heath	1	19	0
Evans	3	9	0
Totals	**37**	**159**	**2**

Passing	Cmp-Att-Int	Yds	TD
Thomas	25-38-1	270	2
Derrick	1-1-0	22	0
Totals	**26-39-1**	**292**	**2**

Receiving	No.	Yds	TD
Sutton	6	87	0
Moore	5	36	0
Williams, Malik	4	66	2
Hennigan	4	28	0
Heath	2	35	0
Evans	2	10	0
Virgil	1	14	0
Pearson	1	8	0
Papenheim	1	8	0
Totals	**26**	**292**	**2**

PENN STATE

Rushing	Att.	Yds	TD
Sanders	19	91	2
McSorley	12	53	2
Slade	6	39	1
Allen	6	25	0
TEAM	1	-3	0
Totals	**44**	**205**	**5**

Passing	Cmp-Att-Int	Yds	TD
McSorley	20-35-0	229	1
Totals	**20-35-0**	**229**	**1**

Receiving	No.	Yds	TD
Johnson	5	67	0
Hamler	3	67	1
Sanders	3	20	0
Allen	3	18	0
Holland	2	36	0
Polk	2	19	0
Dalton	1	2	0
Totals	**20**	**229**	**1**

GAME 2						FINAL
APP STATE	10	14	7	14	—	45
Charlotte	0	9	0	0	—	9

Sept. 8 - Richardson Stadium - Charlotte, N.C. - 19,151

GAME NOTES

Zac Thomas became the first App State or Sun Belt quarterback to finish a game with at least 10 completions and no incompletions.

The highest completion percentage by an App State quarterback with at least 10 completions had been 95.2 from Logan Hallock, who went 20 of 21 for 230 yards while coming off the bench against Western Carolina in 2012. Hallock replaced an injured Jamal Jackson and completed the first 20 passes of his career before throwing an incompletion.

The highest completion percentage by a Sun Belt quarterback with at least 10 completions had been 93.8, accomplished by Troy's Corey Robinson when he went 30 of 32 against UAB in 2013.

The 90-yard touchdown reception by Corey Sutton ranks as the longest receiving touchdown in school history because Otis Smith didn't score on a 95-yard connection with current App State head coach Scott Satterfield against Western Carolina in 1994.

Before Saturday, an App State player had gained 150 receiving yards in a game 25 times, and Sutton was the first App State player to reach 150 yards with less than four catches. The only 150-plus game with less than five catches came from Brian Quick, who had 172 yards on four receptions against Wofford in 2008.

Thomas Hennigan's punt return for a touchdown was App State's first score on a punt return since Bobo Beathard went 33 yards against Louisiana in 2014. Hennigan had the longest punt return since Dexter Jackson scored from 68 and 86 yards out against Gardner-Webb in 2006.

The 36-point differential was App State's largest margin of victory on the road since a 59-14 win at ULM in 2015.

TEAM TOTALS	APP	CLT
FIRST DOWNS		
Total	18	15
Rushing	7	8
Passing	9	4
Penalty	2	3
RUSHING		
Total (Net)	139	95
Attempts	35	43
Avg. Per Rush	4.0	2.2
Rushing TDs	1	0
Yds. Gained	153	129
Yds. Lost	14	34
PASSING		
Total (Net)	295	108
Comp.-Att.-Int.	15-15-0	12-25-1
Avg. / Att.	19.7	4.3
Avg. / Comp.	19.7	9.0
TDs	3	0
TOTAL OFFENSE		
Yards	434	203
Plays	50	68
Avg. / Play	8.7	3.0
Fumbles - Lost	3-2	1-1
Penalties - Yds.	5-55	9-80
PUNTING		
Punts - Yds.	3-110	6-225
Avg. / Punt	36.7	37.5
Inside 20	1	0
50+ Yds.	0	1
Touchbacks	0	0
Fair Catch	2	0
KICKOFFS		
Total - Yds.	8-492	4-260
Avg. Yds. / Kickoff	61.5	65.0
Touchbacks	4	4
RETURNS		
Punt: Total - Yds. - TDs	3-52-1	0-0-0
Punt: Avg. / Return	17.3	0
Kickoff: Total - Yds. - TDs	0-0-0	4-101-0
Kickoff: Avg. / Return	0	25.3
INT: Total - Yds. - TDs	1-47-0	0-0-0
Fumble: Total - Yds. - TDs	0-0-1	0-0-0
MISCELLANEOUS		
Misc. Yards	0	0
Poss. Time	23:23	36:37
3rd. Down Conv.	4 of 9	8 of 17
4th. Down Conversions	0 of 1	0 of 1
Red-Zone: Scores - Chances	3-4	1-2
Sacks: Total - Yds.	3-24	1-6
PAT: Total - Made	6-6	0-0
Field Goals: Total - Made	1-1	3-3

Mountaineers Claim Record-Setting Win At Charlotte

CHARLOTTE, N.C. — Zac Thomas' perfect game as a passer highlighted a complete performance from Appalachian State, which scored touchdowns on offense, defense and special teams in a 45-9 road victory against Charlotte on Saturday night.

Thomas went 14 of 14 for 295 yards and three touchdowns through the air, marking the first time an App State or Sun Belt quarterback finished a game with at least 10 completions and no incompletions. He also had a 5-yard rushing touchdown as the Mountaineers (1-1) amassed 434 total yards in front of a record 19,151 fans at Richardson Stadium.

Charlotte native Corey Sutton was Thomas' top target, catching three passes for 155 yards. Sutton had TDs of 27 and 90 yards, with his fourth-quarter score now ranking as the longest receiving touchdown in school history. Otis Smith didn't score on a 95-yard connection with Satterfield, then App State's quarterback, in 1994.

Thomas Hennigan reached the end zone on a 59-yard punt return, and App State senior Austin Exford recovered a fumble in the end zone to close the scoring in the first meeting between the two in-state FBS programs.

Exford (six tackles, including 1.5 for loss), Noel Cook (seven tackles with one sack), Akeem Davis-Gaither (team-high eight tackles), Anthony Flory (six tackles) and Desmond Franklin (47-yard interception return) led a defense that recorded three sacks, nine tackles for loss and seven quarterback hurries while keeping the 49ers (1-1) out of the end zone. Charlotte trailed 24-9 at halftime after it kicked second-quarter field goals covering 46, 54 and 48 yards.

SCORING SUMMARY

Team	Qtr	Time	Scoring Play	Conv.	Plays	Time	Score
APP	1st	10:25	Staton 31 yd FG		9-61	4:35	3-0
APP	1st	1:03	Thomas 5 yd run	Staton kick	7-71	2:58	10-0
CLT	2nd	9:05	Cruz, J. 46 yd FG		11-47	6:58	10-3
APP	2nd	6:46	Sutton 27 yd pass from Thomas,	Staton kick	6-75	2:19	17-3
CLT	2nd	1:37	Cruz, J. 54 yd FG		10-39	5:09	17-6
APP	2nd	0:43	Heath 7 yd pass from Thomas	Staton kick	5-75	0:54	24-6
CLT	2nd	0:08	Cruz, J. 48 yd FG		5-13	0:35	24-9
APP	3rd	6:01	Hennigan 59 yd punt return	Staton kick			31-9
APP	4th	14:45	Sutton 90 yd pass from Thomas	Staton kick	2-83	0:37	38-9
APP	4th	9:28	Exford 0 yd fumble recovery	Staton kick			45-9

STAT LEADERS

APPALACHIAN STATE

Rushing	Att.	Yds	TD
Moore	11	38	0
Williams Jr.	4	31	0
Thomas	8	29	1
Evans	6	24	0
Derrick	1	11	0
Hicks	5	6	0
Totals	**35**	**153**	**1**

Passing	Cmp-Att-Int	Yds	TD
Thomas	14-14-0	295	3
Derrick	0-0-0	0	0
Huesman	1-1-0	0	0
Totals	**15-15-0**	**295**	**3**

Receiving	No.	Yds	TD
Sutton	3	155	2
Williams Mal.	3	51	0
Pearson	3	50	0
Hennigan	2	18	0
Virgil	1	11	0
Heath	1	7	1
Evans	1	3	0
Hicks	1	0	0
Totals	**15**	**295**	**3**

CHARLOTTE

Rushing	Att.	Yds	TD
LeMay	7	35	0
McAllister	7	30	0
Klugh	10	23	0
Camp	6	13	0
McGaugh	3	3	0
Bent	1	1	0
Dollar	1	-2	0
Reynolds	8	-8	0
Totals	**43**	**129**	**0**

Passing	Cmp-Att-Int	Yds	TD
Reynolds	12-22-1	108	0
Klugh	0-2-0	0	0
Team	0-1-0	0	0
Totals	**12-25-1**	**108**	**0**

Receiving	No.	Yds	TD
Kofa	2	35	0
Tucker	4	33	0
LeMay	3	26	0
McAllister	1	13	0
Quattlebaum	2	1	0
Totals	**12**	**108**	**0**

GAME 3						FINAL
Gardner-Webb	7	0	0	0	—	7
APP STATE	28	24	14	6	—	72

Sept. 22 - Kidd Brewer Stadium - Boone, N.C. - 21,084

GAME NOTES

App State put up 692 total yards during a performance that, in terms of scoring, ranks behind only a 115-0 win against Piedmont in 1936 and a 79-35 win against Western Carolina in 2007. In the modern era, it was App State's largest margin of victory since a 66-0 shutout of Campbell in 2014.

The Mountaineers have scored four special teams touchdowns in three games. Before Steven Jones recovered his own punt block in the end zone and Clifton Duck reached the end zone on a 62-yard punt return, Thomas Hennigan had a 59-yard punt return for a touchdown against Charlotte in Week 2 and Darrynton Evans had a 94-yard kickoff return for a touchdown against Penn State.

Steven Jones blocked two punts to tie the school record also held by Dino Hackett (two blocks during his 27-tackle game vs. East Tennessee State in 1985) and Chuck Hill (two blocks against both Liberty and Western Carolina in 1987).

Steven Jones accounted for App State's first touchdown via a punt block/return since Scott Cornatzer recovered a blocked punt in the end zone against Chattanooga in 2001.

Appalachian rushed for 432 yards (its highest total since posting 441 and 469 in back-to-back games against Troy and Georgia State in 2014) and finished with 692 total yards (its highest total since posting 697 vs. Presbyterian in 2008).

App State has had a pair of 100-yard backs in two straight home games, as D'Andre Hicks (150 rushing yards on 11 carries) and Jalin Moore (119 yards on eight carries) reached that mark against Gardner-Webb. Moore had 110 yards and Daetrich Harrington gained 118 in last year's home finale against Louisiana.

TEAM TOTALS	GWU	APP
FIRST DOWNS		
Total	11	31
Rushing	5	18
Passing	5	13
Penalty	1	0
RUSHING		
Total (Net)	34	432
Attempts	27	48
Avg. Per Rush	1.3	9.0
Rushing TDs	0	6
Yds. Gained	71	451
Yds. Lost	37	19
PASSING		
Total (Net)	126	260
Comp.-Att.-Int.	16-32-2	20-27-0
Avg. / Att.	3.9	9.6
Avg. / Comp.	7.9	13.0
TDs	1	2
TOTAL OFFENSE		
Yards	160	692
Plays	59	75
Avg. / Play	2.7	9.2
Fumbles - Lost	1-0	0-0
Penalties - Yds.	5-24	8-85
PUNTING		
Punts - Yds.	11-344	1-49
Avg. / Punt	31.3	49.0
Inside 20	2	1
50+ Yds.	1	0
Touchbacks	0	0
Fair Catch	3	0
KICKOFFS		
Total - Yds.	2-130	11-715
Avg. Yds. / Kickoff	65.0	65.0
Touchbacks	1	10
RETURNS		
Punt: Total - Yds. - TDs	1-0-0	5-87-2
Punt: Avg. / Return	0.0	17.4
Kickoff: Total - Yds. - TDs	1-7-0	1-28-0
Kickoff: Avg. / Return	7.0	28.0
INT: Total - Yds. - TDs	0-0-0	2-2-0
Fumble: Total - Yds. - TDs	0-0-0	0-0-0
MISCELLANEOUS		
Misc. Yards	0	0
Poss. Time	26:08	33:52
3rd. Down Conv.	4 of 15	5 of 9
4th. Down Conversions	0 of 0	0 of 2
Red-Zone: Scores - Chances	1-1	6-6
Sacks: Total - Yds.	2-18	3-20
PAT: Total - Made	1-1	9-10
Field Goals: Total - Made	0-0	1-1

App State Rolls to Lopsided Win in Home Opener

BOONE, N.C. — Appalachian State showed no signs of rust in its 2018 debut at The Rock.

The Mountaineers rolled to a 72-7 home win against Gardner-Webb on Saturday afternoon in Kidd Brewer Stadium. Playing a week after the scheduled home opener against Southern Miss was canceled because of Hurricane Florence, App State (2-1) scored twice on special teams during a 52-point first half and posted the third-highest point total in program history.

"Everybody had ants in their pants — we were ready," senior running back Jalin Moore said. "We've been waiting on it since we heard the Southern Miss game was canceled."

Steven Jones tied a school record with two blocked punts, including one that he recovered in the end zone for a touchdown that followed Zac Thomas' 64-yard scoring strike to Dominique Heath (111 receiving yards) in the opening minute, and Clifton Duck's 62-yard punt return for a score helped push App State ahead 42-7 with 12:42 left in the half.

One of six quarterbacks to see action for Appalachian, Thomas completed 11 of his 15 pass attempts for 185 yards before sitting out the entire second half, and a career-long run of 81 yards from Moore highlighted a two-touchdown performance in which he rushed for 119 yards on his eight first-quarter carries. He was the second-leading rusher behind D'Andre Hicks, who capped a 150-yard effort with a 73-yard touchdown run in the fourth quarter.

SCORING SUMMARY

Team	Qtr	Time	Scoring Play	Conv.	Plays	Time	Score
APP	1st	14:00	Heath 64 yd pass from Thomas	Staton kick	3-75	1:00	7-0
APP	1st	11:53	Jones 0 yd blocked punt return	Staton kick			14-0
GW	1st	7:55	Blackmon 14 yd pass from Smith	Jackson kick	11-75	3:58	14-7
APP	1st	2:32	Moore 1 yd run	Staton kick	12-72	5:14	21-7
APP	1st	0:08	Moore 81 yd run	Staton kick	2-92	0:25	28-7
APP	2nd	14:06	Evans 9 yd run	Staton kick	1-9	0:07	35-7
APP	2nd	12:42	Duck 62 yd punt return	Staton kick			42-7
APP	2nd	9:50	Thomas 12 yd run	Staton kick	5-59	1:52	49-7
APP	2nd	0:00	Staton 33 yd FG		10-57	3:41	52-7
APP	3rd	7:18	Heath 19 yd pass from Derrick	Rubino kick	11-88	5:42	59-7
APP	3rd	0:42	Derrick 3 run	Rubino kick	6-73	2:43	66-7
APP	4th	3:13	Hicks 73 yd run	kick failed	5-90	2:34	72-7

STAT LEADERS

GARDNER-WEBB

Rushing	Att.	Yds	TD
Myers	7	15	0
Smith	7	9	0
Moses	1	5	0
Cagle	12	5	0
Totals	**27**	**34**	**0**

Passing	Cmp-Att-Int	Yds	TD
Smith	13-27-2	117	1
Myers	3-5-0	9	0
Totals	**16-32-2**	**126**	**1**

Receiving	No.	Yds	TD
Blackmon	9	57	1
Horton	3	37	0
Lee	1	15	0
Gathings	1	7	0
Collins	1	6	0
Brown	1	4	0
Totals	**16**	**126**	**1**

APPALACHIAN STATE

Rushing	Att.	Yds	TD
Hicks	11	150	1
Moore	8	119	2
Peoples	9	53	0
Williams Jr.	7	49	0
Evans	4	33	1
Harper	3	10	0
Thomas	4	8	1
Heath	1	7	0
Derrick	1	3	0
Totals	**48**	**432**	**6**

Passing	Cmp-Att-Int	Yds	TD
Thomas	11-15-0	185	1
Derrick	7-7-0	68	1
Speir	1-3-0	9	0
Huesman	1-2-0	-2	0
Gibbs	0-0-0	0	0
Wilson	0-0-0	0	0
Totals	**20-27-0**	**260**	**2**

Receiving	No.	Yds	TD
Heath	4	111	2
Sutton	4	39	0
Williams, Mal.	4	38	0
Absher	3	13	0
Hennigan	2	39	0
Reed	1	11	0
Purifoy	1	5	0
Virgil	1	4	0
Totals	**20**	**260**	**2**

GAME 4						FINAL
South Alabama	7	0	0	0	—	7
APP STATE	21	21	3	7	—	52

Sept. 29 - Kidd Brewer Stadium - Boone, N.C. - 25,862

GAME NOTES

App State has given up single-digit points in three straight games for the first time since 1998. That year, the Mountaineers had four in a row with, in order, a 31-6 win against Wofford, a 28-7 win against Chattanooga, a 51-0 win against VMI and a 19-0 win against Eastern Kentucky.

In App State's last two Sun Belt games, it has posted its largest margin of victory in a Sun Belt game (49 points in a 63-14 win against Louisiana in the 2017 home finale) and a tie for the second-largest margin of victory in a Sun Belt game (45 points in both the game against South Alabama and a 59-14 win at ULM in 2015).

With 123 rushing yards on Saturday, Jalin Moore increased his career total to 3,538 and moved into sixth place on App State's all-time list. He passed Chip Hooks, who ran for 3,472 yards from 1991-94. The top five rushers on the career list are Marcus Cox (5,103 from 2013-16), Kevin Richardson (4,804 from 2004-07), John Settle (4,409 from 1983-86), Armanti Edwards (4,361 2006-09) and Damon Scott (4,800 1993-96).

When Tae Hayes blocked a field goal in the last minute of the first half, it was App State's first blocked field goal since Deuce Robinson recorded one on a 28-yard attempt by South Alabama in 2014.

Senior receiver Brad Absher made his first career start a week after pulling in a career-high three catches, and sophomore running back Darrynton Evans also made his first career start. He lined up in the slot and was the intended target on a pass.

Michael Rubino recorded touchbacks on seven of his nine kickoffs. He has 16 touchbacks in 19 attempts over the last two games.

TEAM TOTALS	USA	APP
FIRST DOWNS		
Total	16	28
Rushing	4	15
Passing	10	8
Penalty	2	5
RUSHING		
Total (Net)	83	348
Attempts	35	46
Avg. Per Rush	2.4	7.6
Rushing TDs	1	4
Yds. Gained	115	350
Yds. Lost	32	2
PASSING		
Total (Net)	225	169
Comp.-Att.-Int.	20-33-1	10-20-2
Avg. / Att.	6.8	8.5
Avg. / Comp.	11.3	16.9
TDs	0	3
TOTAL OFFENSE		
Yards	308	517
Plays	68	66
Avg. / Play	4.5	7.8
Fumbles - Lost	2-0	0-0
Penalties - Yds.	9-91	4-45
PUNTING		
Punts - Yds.	9-344	2-90
Avg. / Punt	38.2	45.0
Inside 20	3	0
50+ Yds.	2	1
Touchbacks	1	0
Fair Catch	3	0
KICKOFFS		
Total - Yds.	1-64	9-575
Avg. Yds. / Kickoff	64.0	63.9
Touchbacks	0	7
RETURNS		
Punt: Total - Yds. - TDs	1-0-0	3-58-0
Punt: Avg. / Return	0.0	19.3
Kickoff: Total - Yds. - TDs	2-37-0	1-30-0
Kickoff: Avg. / Return	18.5	30.0
INT: Total - Yds. - TDs	2-27-0	1-24-0
Fumble: Total - Yds. - TDs	0-0-0	0-0-0
MISCELLANEOUS		
Misc. Yards	0	34
Poss. Time	31:08	28:52
3rd. Down Conv.	4 of 17	4 of 8
4th. Down Conversions	1 of 2	0 of 0
Red-Zone: Scores - Chances	1-3	6-6
Sacks: Total - Yds.	0-0	1-3
PAT: Total - Made	1-1	7-7
Field Goals: Total - Made	0-1	1-1

App State Surges to Big Win in Sun Belt Opener

BOONE, N.C. — Appalachian State's first league game resembled its nonconference finale from the previous weekend.

The Mountaineers took control with another first-half explosion, at one point scoring five consecutive touchdowns to claim a big lead in a 52-7 victory against South Alabama on homecoming Saturday at Kidd Brewer Stadium.

After the Jaguars responded to quarterback Zac Thomas' 54-yard touchdown run with a tying score midway through the first quarter, App State (3-1, 1-0) benefited from two Jalin Moore touchdown runs, another Thomas touchdown run and a pair of Thomas touchdown passes (to Corey Sutton and running back Marcus Williams Jr.) to take a 42-7 lead into halftime of its Sun Belt Conference opener.

Appalachian's offensive, defensive and special teams units excelled again, just like they did while producing a 52-7 halftime lead in a 72-7 home win against Gardner-Webb. Adding in a 45-9 win at Charlotte, the Mountaineers have scored at least 45 points in three straight games for the first time in program history, and they have given up single-digit points in three straight games for the first time since 1998.

App State's special teams came up with several more big plays, as Clifton Duck had a 52-yard punt return to set up a touchdown and Tae Hayes recorded the program's first blocked field goal since a 2014 game against South Alabama. Hayes also made a third-quarter interception as the defense forced six three-and-outs and limited the Jaguars (1-4, 1-1) to 308 total yards, 209 fewer than Appalachian's total of 517.

Outside linebackers Akeem Davis-Gaither and Noel Cook combined for 15 tackles.

SCORING SUMMARY

Team	Qtr	Time	Scoring Play	Conv.	Plays	Time	Score
APP	1st	13:11	Thomas 54 yd run	Staton kick	6 -69	1:49	7-0
USA	1st	06:12	Baker 2 yd run	Patterson kick	8-70	2:45	7-7
APP	1st	5:37	Moore 7 yd run	Staton kick	2-38	0:35	14-7
APP	1st	3:10	Thomas 7 yd run	Staton kick	2-25	0:25	21-7
APP	2nd	12:22	Sutton 2 yd pass from Thomas	Staton kick	6-86	2:57	28-7
APP	2nd	4:45	Moore 2 yd run	Staton kick	12-69	5:03	35-7
APP	2nd	2:41	Will, Mar. 27 yd pass from Thomas	Staton kick	2-37	0:35	42-7
APP	3rd	0:46	Staton 23 yd FG		7-86	3:29	45-7
APP	4th	3:04	Reed 3 yd pass from Derrick	Staton kick	13-95	7:40	52-7

STAT LEADERS

SOUTH ALABAMA

Rushing	Att.	Yds	TD
Minter	9	44	0
Baker	8	17	1
Miller	1	11	0
Harris	2	9	0
Mayo	5	6	0
Moore	2	5	0
Orth	5	4	0
Team	1	0	0
Sutherland	1	-5	0
Johnson	1	-8	0
Totals	**35**	**83**	**1**

Passing	Cmp-Att-Int	Yds	TD
Orth	20-33-1	225	0
Totals	**20-33-1**	**225**	**0**

Receiving	No.	Yds	TD
Way	7	63	0
Baker	4	89	0
McCray	3	43	0
Harris	1	15	0
Smith	1	13	0
Flenord	1	5	0
Moore	1	2	0
Taylor	1	-2	0
Minter	1	-3	0
Totals	**20**	**225**	**0**

APPALACHIAN STATE

Rushing	Att.	Yds	TD
Moore	19	123	2
Thomas	6	77	2
Evans	6	61	0
Williams, Marc.	9	59	0
Hicks	5	22	0
Derrick	1	6	0
Totals	**46**	**348**	**4**

Passing	Cmp-Att-Int	Yds	TD
Thomas	8-18-2	146	2
Derrick	2-2-0	23	1
Totals	**10-20-2**	**169**	**3**

Receiving	No.	Yds	TD
Hennigan	4	65	0
Sutton	2	46	1
Williams, Marc.	1	27	1
Purifoy	1	20	0
Virgil	1	8	0
Reed	1	3	1
Totals	**10**	**169**	**3**

GAME 5					FINAL
APP STATE	**0**	**21**	**7**	**7**	**— 35**
Arkansas State	**3**	**6**	**0**	**0**	**— 9**

Oct. 9 - Centennial Bank Stadium - Jonesboro, Ark. - 21,421

GAME NOTES

App State has given up single-digit points in four straight games for the first time since 1998. That year, the Mountaineers had four in a row with, in order, a 31-6 win against Wofford, a 28-7 win against Chattanooga, a 51-0 win against VMI and a 19-0 win against Eastern Kentucky.

The Mountaineers have forced three-and-outs on 32 of their 69 defensive possessions this year. They rank No. 2 nationally in both three-and-outs per game (6.4) and percentage of drives with a three-and-out (46.4).

Akeem Davis-Gaither and Jordan Fehr both set career highs with 14 tackles, as Davis-Gaither beat his previous high of 10 from last season against ULM and Fehr topped his previous high of nine from the 2018 opener at Penn State.

Redshirt freshman Clayton Howell had a career-long punt of 62 yards to flip the field, as he kicked out of his own end zone on a fourth-down snap from the App State 9 and had his punt downed at the Arkansas State 29.

With Zac Thomas scoring on a 62-yard keeper, App State has had a rushing touchdown of at least 50 yards in three straight games. Thomas had a 54-yard touchdown run against South Alabama, and there were touchdown runs of 73 yards by D'Andre Hicks and 81 yards by Jalin Moore against Gardner-Webb.

Henry Pearson, a true freshman tight end, made his first career start as part of a set with two tight ends, and he had a first-half catch for 17 yards.

Senior safety Austin Exford came up with his first career interception during the second half. also excelled on special teams, making stops for a 5-yard loss on a punt return, no gain on a punt return and a kickoff return to the Arkansas State 16.

TEAM TOTALS	APP	ASU
FIRST DOWNS		
Total	15	18
Rushing	8	6
Passing	4	10
Penalty	3	2
RUSHING		
Total (Net)	246	117
Attempts	38	37
Avg. Per Rush	6.5	3.2
Rushing TDs	3	0
Yds. Gained	260	128
Yds. Lost	14	11
PASSING		
Total (Net)	144	219
Comp.-Att.-Int.	12-27-0	27-45-3
Avg. / Att.	5.3	4.9
Avg. / Comp.	12.0	8.1
TDs	2	0
TOTAL OFFENSE		
Yards	390	336
Plays	65	82
Avg. / Play	6.0	4.1
Fumbles - Lost	0-0	0-0
Penalties - Yds.	4-50	7-65
PUNTING		
Punts - Yds.	8-350	7-318
Avg. / Punt	43.8	45.4
Inside 20	1	4
50+ Yds.	1	4
Touchbacks	0	0
Fair Catch	2	3
KICKOFFS		
Total - Yds.	6-364	4-251
Avg. Yds. / Kickoff	60.7	62.8
Touchbacks	2	2
RETURNS		
Punt: Total - Yds. - TDs	1--1-0	4-7-0
Punt: Avg. / Return	-1.0	1.8
Kickoff: Total - Yds. - TDs	2-34-0	3-52-0
Kickoff: Avg. / Return	17.0	17.3
INT: Total - Yds. - TDs	3-25-0	0-0-0
Fumble: Total - Yds. - TDs	0-0-0	0-0-0
MISCELLANEOUS		
Misc. Yards	0	0
Poss. Time	28:32	31:28
3rd. Down Conv.	6 of 16	3 of 17
4th. Down Conversions	0 of 1	1 of 3
Red-Zone: Scores - Chances	2-3	2-2
Sacks: Total - Yds.	1-9	1-4
PAT: Total - Made	5-5	0-0
Field Goals: Total - Made	0-1	3-3

Dominant Defense Lifts App State to Road Victory

JONESBORO, Ark. — Playing a nationally televised game on a Tuesday, Appalachian State picked an opportune time to produce a dominant defensive performance.

Tae Hayes, Josh Thomas and Austin Exford intercepted passes from Justice Hansen, the reigning Sun Belt Offensive Player of the Year, and the Mountaineers erased an early deficit by scoring 28 consecutive points in their 35-9 road victory against Arkansas State.

With ESPN2 showing the first meeting this year by two preseason division favorites, App State won for the 14th time in its last 16 conference road games and improved to 40-10 in its last 50 games overall.

Led by first-year coordinator Bryan Brown, Appalachian's defense forced seven three-and-outs and allowed a total of nine points on the five Arkansas State drives that advanced to at least the Mountaineers' 35-yard line. Offensively, Darrynton Evans rushed for a career-high 115 yards with one touchdown in relief of Jalin Moore, who suffered a right ankle injury on a 27-yard touchdown run in the first half, and sophomore quarterback Zac Thomas had a hand in three touchdowns while accounting for 220 yards of offense.

The Mountaineers scored at least 30 points for the eighth straight game with help from touchdown grabs by Corey Sutton and Collin Reed. App State's defense limited the Red Wolves to 336 yards, including 219 through the air, as Jordan Fehr also contributed a solo sack while posting a career-high 15 tackles. Akeem-Davis Gaither had 14.

Arkansas State was held without a touchdown at home for the first time since 2007. In the process, the Red Wolves were 1 of 12 on third down through the first three quarters and 3 of 17 for the game.

Showing the heart and strength that helped make him a two-year captain for the Mountaineers, Moore pulled a defender the final 10 yards before suffering an ankle injury as he was brought down near the end zone, and the senior left the field on a cart.

The touchdown on his last touch gave him 3,570 career rushing yards.

SCORING SUMMARY

Team	Qtr	Time	Scoring Play	Conv.	Plays	Time	Score
ASU	1st	9:39	Grupe 31 yd FG		11-54	3:47	0-3
ASU	2nd	12:54	Grupe 47 yd FG		10-45	3:59	0-6
APP	2nd	11:13	Moore 27 run	Staton kick	4-75	1:41	7-6
ASU	2nd	4:37	Grupe 33 yd FG		5-48	2:20	7-9
APP	2nd	2:57	Sutton 25 pass from Thomas	Staton kick	4-74	1:34	14-9
APP	2nd	0:45	Evans 1 run	Staton kick	3-3	1:11	21-9
APP	3rd	2:52	Reed 3 pass from Thomas	Staton kick	5-86	2:43	28-9
APP	4th	6:09	Thomas 62 run	Staton kick	3-65	1:30	35-9

STAT LEADERS

APPALACHIAN STATE

Rushing	Att.	Yds	TD
Evans	16	115	1
Thomas	6	76	1
Moore	7	32	1
Williams Jr.	8	18	0
Virgil	1	5	0
Totals	**38**	**246**	**3**

Passing	Cmp-Att-Int	Yds	TD
Thomas	12-27-0	144	2
Totals	**12-27-0**	**144**	**2**

Receiving	No.	Yds	TD
Virgil	2	47	0
Williams	2	19	0
Reed	2	15	1
Sutton	1	25	1
Pearson	1	17	0
Heath	1	9	0
Hennigan	1	7	0
Moore	1	4	0
Evans	1	1	0
Totals	**12**	**144**	**2**

ARKANSAS STATE

Rushing	Att.	Yds	TD
Murray	11	37	0
Hansen	12	30	0
Roberts	4	21	0
Wand	7	20	0
Weh-Weh	3	9	0
Totals	**37**	**117**	**0**

Passing	Cmp-Att-Int	Yds	TD
Hansen	25-40-3	209	0
Bonner	2-5-0	10	0
Totals	**27-45-3**	**219**	**0**

Receiving	No.	Yds	TD
Merritt	9	73	0
McInnis	7	55	0
Tyler	3	29	0
Bayless	2	30	0
Murray	2	1	0
Adams Jr.	1	13	0
Bowling	1	6	0
Wand	1	3	0
Totals	**27**	**219**	**0**

GAME 6						FINAL
Louisiana	7	3	0	7	—	17
APP STATE	7	10	7	3	—	27

Oct. 20 - Kidd Brewer Stadium - Boone, N.C. - 27,082

GAME NOTES

Appalachian State improved to 30-3 in its last 33 Sun Belt Conference games and, under Scott Satterfield, to 39-6 against opponents who are members of a Group of Five conference.

Akeem Davis-Gaither recorded a career-high 15 tackles after having 14 in App State's last game. With 29 tackles, it's the best two-game stretch since Jeremy Kimbrough had 32 tackles in the final two games of the 2012 season. Kimbrough had 17 stops against Furman and 15 in the first-round playoff game against Illinois State.

With six three-and-outs in 14 possessions, App State increased its season total to 38 three-and-outs in 83 chances.

Encouraging words from injured back Jalin Moore's voice on the team's pregame motivational video had an inspirational effect, and Moore interacted with his teammates in a jubilant postgame locker room only a few days removed from surgery.

The Mountaineers maintained a two-touchdown lead thanks to a defensive stand after Louisiana started a drive at the App State 32 late in the third quarter. Facing a third-and-2 from the App State 12 to open the fourth quarter, Desmond Franklin and Jordan Fehr stopped 221-pound back Elijah Mitchell for no gain. When Mitchell took a handoff on the fourth-down play, true freshman linebacker Trey Cobb and Franklin again tackled him for no gain.

App State had allowed no points in nine straight second-half quarters before allowing a score with 1:03 remaining in the fourth quarter. That streak had started following the season-opening game at Penn State.

TEAM TOTALS	UL	APP
FIRST DOWNS		
Total	16	21
Rushing	8	10
Passing	8	8
Penalty	0	3
RUSHING		
Total (Net)	140	266
Attempts	41	48
Avg. Per Rush	3.4	5.5
Rushing TDs	1	2
Yds. Gained	164	275
Yds. Lost	24	9
PASSING		
Total (Net)	188	106
Comp.-Att.-Int.	17-27-0	10-20-1
Avg. / Att.	7.0	5.3
Avg. / Comp.	11.1	10.6
TDs	1	1
TOTAL OFFENSE		
Yards	328	372
Plays	68	68
Avg. / Play	4.8	5.5
Fumbles - Lost	2-1	0-0
Penalties - Yds.	6-52	5-42
PUNTING		
Punts - Yds.	7-291	5-187
Avg. / Punt	41.6	37.4
Inside 20	2	2
50+ Yds.	1	1
Touchbacks	0	0
Fair Catch	3	0
KICKOFFS		
Total - Yds.	3-148	6-366
Avg. Yds. / Kickoff	49.3	61.0
Touchbacks	0	3
RETURNS		
Punt: Total - Yds. - TDs	1-6-0	2-12-0
Punt: Avg. / Return	6.0	6.0
Kickoff: Total - Yds. - TDs	3-62-0	2-42-0
Kickoff: Avg. / Return	20.7	21.0
INT: Total - Yds. - TDs	1-0-0	0-0-0
Fumble: Total - Yds. - TDs	0-0-0	0-0-0
MISCELLANEOUS		
Misc. Yards	0	0
Poss. Time	27:22	32:38
3rd. Down Conv.	6 of 16	4 of 13
4th. Down Conversions	0 of 2	1 of 2
Red-Zone: Scores - Chances	0-1	5-5
Sacks: Total - Yds.	0-0	4-18
PAT: Total - Made	2-2	3-3
Field Goals: Total - Made	1-1	2-2

App State Tops Cajuns To Stay Unbeaten in SBC Play

BOONE, N.C. — Another second-half statement from Appalachian State's defense. Another strong rushing performance from Darrynton Evans.

It added up to another Sun Belt Conference victory.

Evans rushed for a career-high 183 yards on 26 carries and scored two touchdowns, including a tiebreaking one on a 20-yard reception late in the first half, as App State remained unbeaten in league play with a 27-17 home win against Louisiana on Saturday at Kidd Brewer Stadium.

The Mountaineers (5-1, 3-0) were close to pitching a second-half shut-out for the fifth straight game, but the Ragin' Cajuns (3-4, 1-2) cut into a 27-10 deficit by scoring with 1:03 remaining. Akeem Davis-Gaither recorded a career-high 15 tackles while contributing to a pair of sacks, Noel Cook had a sack in his 13-tackle performance and App State limited the productive rushing attack from Louisiana (3-4, 1-2) to 140 yards on 41 attempts.

Offensively, quarterback Zac Thomas threw for 106 yards and rushed for 43 more, contributing to the 266 yards on the ground from the Mountaineers. They forced defensive three-and-outs on six of the first nine drives by Louisiana, with Caleb Spurlin, Demetrius Taylor and Okon Godwin also contributing in the sack category, and Jordan Fehr's fumble recovery set up App State's first touchdown.

Evans broke a 10-10 tie with 2:11 remaining in the first half on his catch of a perfectly thrown pass from Thomas, who absorbed a hit on the throw, and Evans' 65-yard run to the Louisiana 6 on the second play of the third quarter set up another touchdown for a 24-10 lead.

Evans rushed for his previous high of 115 yards on his 16 carries in App State's previous game at Arkansas State, where star running back Jalin Moore suffered a season-ending ankle injury. Evans made just his second career start.

SCORING SUMMARY

Team	Qtr	Time	Scoring Play	Conv.	Plays	Time	Score
APP	1st	3:46	Evans 2 run	Staton kick	4-25	1:36	7-0
UL	1st	0:41	Mitchell 38 pass from Lewis	Pfau kick	8-75	3:05	7-7
APP	2nd	13:10	Staton 40 yd FG		7-41	2:25	10-7
UL	2nd	9:02	Pfau 43 yd FG		9-49	4:08	10-10
APP	2nd	2:11	Evans 20 pass from Thomas	Staton kick	10-73	5:17	17-10
APP	3rd	14:01	Williams Jr. 6 run	Staton kick	3-73	0:59	24-10
APP	4th	2:46	Staton 29 yd FG		11-47	5:43	27-10
UL	4th	1:03	Ragas 27 run	Pfau kick	7-69	1:37	27-17

STAT LEADERS

LOUISIANA

Rushing	Att.	Yds	TD
Ragas	18	81	1
Mitchell	10	37	0
Calais	3	18	0
Nunez	4	7	0
Lewis	5	0	0
Team	1	-3	0
Totals	**41**	**140**	**1**

Passing	Cmp-Att-Int	Yds	TD
Nunez	14-23-1	108	0
Lewis	3-4-0	80	1
Totals	**17-27-0**	**188**	**1**

Receiving	No.	Yds	TD
Malone	3	47	0
Barnes	3	24	0
Jackson	3	24	0
Mitchell	2	47	1
Gossett	1	20	0
Bradley	1	14	0
Lumpkin	1	8	0
Bell	1	3	0
Ragas	1	2	0
Nunez	1	-1	0
Totals	**17**	**188**	**1**

APPALACHIAN STATE

Rushing	Att.	Yds	TD
Evans	26	183	1
Thomas	5	43	0
Williams Jr.	12	37	1
Hicks	3	7	0
Team	1	-4	0
Totals	**47**	**266**	**2**

Passing	Cmp-Att-Int	Yds	TD
Thomas	10-20-1	106	1
Totals	**10-20-1**	**106**	**1**

Receiving	No.	Yds	TD
Heath	3	20	0
Pearson	2	38	0
Hennigan	2	8	0
Evans	1	20	0
Sutton	1	14	0
Williams Mal.	1	6	0
Totals	**10**	**106**	**1**

LAST TIME IT HAPPENED

TEAM STATS	APPALACHIAN STATE	OPPONENT
Scored 40-49 Points	9/22/18, Charlotte (45)	9/1/18, Penn State (45)
Scored 50-59 Points	9/29/18, South Alabama (52)	11/4/17, ULM (52)
Scored 60-69 Points	12/2/17, Louisiana (63)	9/3/11, Virginia Tech (66)
Scored 70-79 Points	9/22/18, Gardner-Webb (72)	10/7/78, Chattanooga (72)
Recorded a Safety	9/9/17, Savannah State	12/19/15, Ohio
Recorded a Shutout	12/23/17, Toledo (34-0)	11/5/05, LSU (24-0)
Rushed for 400+ Yards	9/22/18, Gardner-Webb (432)	9/25/14, Georgia Southern (408)
Rushed for 300-399 Yards	9/29/18, South Alabama (348)	11/5/15, Arkansas State (309)
Rushed for Less Than 50 Yards	12/3/11, Maine (3)	9/22/18, Gardner-Webb (34)
Passed for 400+ Yards	10/21/17, Coastal Carolina (472)	11/9/13, Georgia (441)
Passed for 300-399 Yards	11/4/17, ULM (339)	11/4/17, ULM (356)
Passed for Less Than 50 Yards	12/4/10, Western Illinois (47)	9/9/17, Savannah State (37)
Gained Over 500 Yards Total Offense	9/29/18, South Alabama (517)	11/4/17, ULM (569)
Gained Less Than 100 Yards Total Offense	9/7/91, Clemson (84)	11/1/14, Georgia State (62)
Recorded 25 or More First Downs	9/29/18, South Alabama (28)	11/4/17, ULM (28)
Was Penalized 100 Yards	9/1/18 (10-for-105), Penn State	9/9/17, (9-for-104) Savannah State
Defense Intercepted Three Passes	10/9/18, Arkansas State (3)	9/12/15, Clemson (3)
Overcame Halftime Deficit to Win	10/21/17, Coastal Carolina (Trailed 19-17 before winning 37-29)	9/1/16, Tennessee (App led 13-3 at half, Tenn. won 20-13 in OT)
Trailed After Three Quarters, Rallied to Win	10/14/17, Idaho (Trailed 20-7 before winning 23-20)	11/4/17, ULM (Appalachian led 38-35 before losing 52-45)
Won Game on Final Offensive Play	12/19/15, Ohio (Zach Matics 23 yd. field goal as time expired)	10/28/17, UMass (Logan Laurent 36-yd field goal in OT)
Won Game on Final Defensive Play	10/12/02, Furman (Josh Jeffries PAT Interception, Derrick Black 96-Yd Return)	Never Accomplished

INDIVIDUAL STATS	APPALACHIAN STATE	OPPONENT
75+ Yard Run	9/22/18, Jalin Moore vs. Gardner-Webb (81)	10/28/17, Marquis Young, UMass (95)
100-199 Yards Rushing, Game	10/20/18, Darrynton Evans vs. Louisiana (183)	11/4/17, Derrick Gore, at ULM (103)
Two Players 100+ Rush Yards	9/22/18, D'Andre Hicks (150), Jalin Moore (119), GWU	Never Accomplished
200+ Yards Rushing, Game	11/25/17, Jalin Moore at Georgia State (239)	10/3/15, Brian Hill, Wyoming (208)
Three Rushing TDs, Game	12/23/17, Jalin Moore vs. Toledo (3)	11/3/12, William Banks, Georgia Southern (3)
Four Rushing TDs, Game	10/30/09, Armanti Edwards at Furman (4)	10/2/04, Terrell Harris, Texas State (4)
80+ Yard Pass Completion	9/8/18, Zac Thomas to Corey Sutton, at Charlotte (90)	9/8/12, Trent McKinney to Dan Moore, Montana (87)
300+ Yards Passing, Game	11/4/17, Taylor Lamb at ULM (339)	11/4/17, Caleb Evans, at ULM (356)
20 Pass Completions, Game	9/1/18, Zac Thomas at Penn State (25)	9/1/18, Trace McSorley, at Penn State (21)
Four TD Passes, Game	12/2/17, Taylor Lamb vs. Louisiana (4)	12/1/12, Matt Brown, Illinois State (5)
300+ Yards Total Offense, Game	9/8/18, Zac Thomas at Charlotte (304, 295 passing)	11/4/17, Caleb Evans, at ULM (403, 356 passing)
Scored Five TDs, Game	10/4/86, John Settle vs. Davidson (5)	10/13/84, Robert Surratt, Marshall (5)
10 Receptions, Game	10/26/13, Andrew Peacock vs. Georgia Southern (10)	12/1/12, Tyrone Walker, Illinois State (10)
100-149 Receiving Yards, Game	9/22/18, Dominique Heath vs. Gardner-Webb (111)	11/4/17, R.J. Turner, at ULM (134)
150+ Receiving Yards, Game	9/8/18, Corey Sutton at Charlotte (155)	10/11/14, Dante Shells, Liberty (164)
Three Receiving TDs, Game	12/2/17, Thomas Hennigan vs. Louisiana (4)	8/30/14, Devin Funchess, Michigan (3)
50+ Yard Field Goal	11/9/17, Chandler Staton vs. Ga. Southern (53)	11/25/17, Brandon Wright, at Georgia State (50)
Made Three Field Goals, Game	10/22/16, Michael Rubino vs. Idaho (3)	9/8/18, Jonathan Cruz, at Charlotte (3)
70+ Yard Punt	10/17/09, Sam Martin at Wofford (74)	11/3/07, Mark Kaspar, The Citadel (72)
Returned Kickoff for TD	9/1/18, Darrynton Evans vs. Penn State (100)	11/4/17, Marcus Green, at ULM (95)
Returned Punt for TD	9/22/18, Clifton Duck vs. Gardner-Webb (62)	11/15/14, Blaise Taylor, Arkansas State (38)
Returned Blocked Punt for TD	9/22/18, Steven Jones vs. Gardner-Webb (0)	8/30/14, Ben Gedeon, Michigan (32)
Blocked a Punt	11/25/17, Caleb Fuller at Georgia State	11/5/16, Texas State
Returned Interception for TD	11/12/16, A.J. Howard at Troy (71)	12/19/15, Quention Poling, Ohio (20)
Returned Fumble for TD	9/8/18, Austin Exford at Charlotte (0)	9/9/17, Stephen Dorsey, Savannah State (45)
Blocked a Field Goal	9/29/18, Tae Hayes vs. South Alabama	9/23/17, Scotty Washington vs. Wake Forest
Returned Blocked FG for TD	10/28/06, Corey Lynch vs. Furman (79)	Never Accomplished
PAT Returned for Two Points	11/13/10, Troy Sanders vs. Wofford	11/25/00, Chris Archie, Troy State