



ANGELO STATE

2014 FOOTBALL QUICK FACTS AND RECORD BOOK

1 NATIONAL CHAMPIONSHIP // 3 LSC CHAMPIONSHIPS // 5 NCAA DIVISION II PLAYOFF APPEARANCES // 57 ALL-AMERICANS

UNIVERSITY INFORMATION

Institution: Angelo State University
 Location: San Angelo, Texas
 Enrollment: 6,888
 Founded: 1928
 Nickname: Rams
 Affiliation: NCAA Division II
 Colors: Blue and Gold
 Mascot: Roscoe (costumed)
 Conference: Lone Star Conference
 President: Dr. Brian May
 Athletic Director: Sean Johnson
 Ticket Office Phone: 325-942-BLUE (2583)
 Website: www.AngeloSports.com

FOOTBALL INFORMATION

Home Field: LeGrand Stadium
 at 1st Community Credit Union Field (5,500)
 Date Opened: 2014
 Head Coach: Will Wagner
 Phone: 325-942-2264
 Record at Angelo State: 15-18 (Fourth Season)
 Overall Record: 15-18 (Fourth Season)
 Assistant Head Coach/O-Coordinator: Theron Aych
 Defensive Coordinator: Jeff Girsch
 Assistant Coach (WR): Drew Dallas
 Assistant Coach (OL): Jay Eilers
 Assistant Coach (DL): Pierce Holt
 Assistant Coach (DE/Special Teams): Gary Salgado
 Graduate Assistant Coach: Mario Ramos
 Graduate Assistant Coach: Anthony Lewis
 Graduate Assistant Coach: Cam Weirson
 Strength and Conditioning: Chad Herring

ATHLETIC COMMUNICATIONS

Athletic Communications Office Phone: 325-942-2378
 Athletic Communications Director: Brandon Ireton
 Email: brandon.ireton@angelo.edu
 Mobile: 325-998-0753
 Assistant Director: Wes Bloomquist
 Email: wes.bloomquist@angelo.edu
 Mobile: 512-966-6971

Mailing Address: Junell Center, Room 225
 ASU Station #10899
 San Angelo, Texas 76909-0899

FOOTBALL HISTORY

First Year of Football: 1939
 First Year of NCAA Division II Football: 1981
 Overall University Record (Since 1964): 297-232-5 (.556)
 Overall NCAA Division II Record (Since 1981): 194-158-2 (.548)
 NCAA D-II Playoff Appearances: 5 ('87, '89, '94, '97, '05)
 Lone Star Conference Titles: 3 ('78, '84, '87)

TEAM INFORMATION

2013 Overall Record: 5-6
 Home / Away / Neutral: 2-3 / 3-2 / 0-1
 Lone Star Conference Record: 2-4
 LSC Finish: 5th
 Lettermen Returning: 37
 Lettermen Lost: 22
 Starters Returning (o/d): 5 / 7
 Starters Lost (o/d): 6 / 4
 Base Offense: Pistol
 Base Defense: 4-2-5

2014 SCHEDULE

Date	Opponent	Location	Time
9/13	Western State	San Angelo, Texas	6 p.m.
9/20	McMurry	San Angelo, Texas	7 p.m.
9/27	West Texas A&M	San Angelo, Texas	7 p.m.
10/4	Midwestern State	Wichita Falls, Texas	7 p.m.
10/11	Texas A&M-Commerce	San Angelo, Texas	7 p.m.
10/18	Texas A&M-Kingsville	Kingsville, Texas	7 p.m.
10/25	Eastern New Mexico	San Angelo, Texas	7 p.m.
11/1	Tarleton State	Stephenville, Texas	7 p.m.
11/8	LSC Playoffs	TBA	TBA
11/16	LSC Playoffs	TBA	TBA

RETURNING STATISTICAL LEADERS

Top Returning Rusher	ATT-YDS	AVG	TD	AVG/G
Kyle Washington, Jr.	134-1183	8.2	9	100.2

Top Passer Returning	CAI	YDS	TD	AVG/G
Kyle Washington, Jr.	192-312-7	2073	17	188.5

Top Returning Receivers	Rec-Yards	AVG	TD	AVG/G
Talon Smith, Jr.	35-381	10.9	1	34.6

Top Returning Defenders	U-A-T	TFL	SACKS	INT
Rush Seaver, LB, Sr.	64-43-107	14.0	3.5	2
Ryan Clapsaddle, DB, Jr	49-23-72	1.0	0	3
Clayton Callicutt, DE, Jr.	34-35-39	12.0	7.0	0

WILL WAGNER

Head Coach

Fourth Season



West Texas native Will Wagner led the Rams to its first three-game winning streak to end a season since 1987 to wrap up 2013 and now has the Rams focused on 2014.

During his first three seasons as head coach, the Rams offense and defense improved by leaps and bounds. The 2013 Ram offense set the record for single season average of total yards with 457.9 yards per game. Kyle Washington led the offense as quarterback and became the first player in ASU history to throw for 2,000 yards and rush for over 1,000 yards in a single season. The defense improved each game and was the No. 1 rushing defense in the Lone Star Conference. The Rams put 14 Rams on the all-conference list including four on the first team. It is the most first team members since 2001.

The team also stays involved in the public with the Rams Read program and helping the San Angelo community by volunteering to clean up and do handy work at houses around town.

In his previous 11 seasons as assistant coach at Northwest Missouri, Wagner helped lead the Bearcats to 10 Mid-America Intercollegiate Athletics Association (MIAA) championships, seven national championship games and three national titles. During his tenure, the Bearcats were 108-8 (.931) in the 12-member MIAA.

At Northwest Missouri, Wagner first served as a graduate

assistant coach for two seasons before being hired full time as defensive backs coach, a job he held even after being named assistant head coach prior to the 2007 season.

Under his tutelage, the Bearcats averaged nearly 18 interceptions per season from 2004–10. Twelve of his defensive backs combined to earn 18 All-MIAA honors, including Myles Burnside, a two-time All-American who was named National Defensive Player of the Year in 2008. In 2009, 11 Bearcats picked off 25 passes, the second-highest total in the nation. In Wagner's final season, Northwest Missouri finished 12-2 and advanced to the D-II national semifinals before losing to Minnesota Duluth, 17-13.

As a player, Wagner was an All-American defensive back at Hardin-Simmons University, where he played from 1992–95 and earned selection to the university's 20th Anniversary Team. He started a record 47 games for the Cowboys, set school records for interceptions in a season (8) and set an American Southwest Conference record for career interceptions (23). He also coached as a graduate assistant at Hardin-Simmons from 1996–97.

As a senior in high school, Wagner helped lead Odessa Permian to the 1991 Texas 5A Division II State Championship.

Wagner and his wife, Andrea, have two sons, Brooks and Brayden.



THERON AYCH

Assistant Head Coach

Offensive Coordinator



Theron Aych has coached football across the country, across all levels and began his second stint in Texas when he joined the Angelo State staff in January 2011 as assistant head coach. He will now run the Rams potent attack as offensive coordinator.

Aych's second year running the Ram offense was a record breaker. The offense set the season record for total offensive yards averaged per game with 457.9. He guided an offense that rushed for 252.8 yard per game which is the third highest average since 1964. Aych was also instrumental in quarterback Kyle Washington's improvement. The sophomore quarterback became the first player in ASU history to throw for 2,000 yards and rush for 1,000 yards in a single season. Washington also broke ASU's single season record for total yards with 3,175. Alex Young and Anthony Lewis were named All-LSC first teamers while Trent Davis, Isi Cocker, Blake Smith, Jermie Calhoun and Joey Knight grabbed second team honors.

In his first year as offensive coordinator, the Rams offense had two of the programs most prolific receivers in C.J. Akins and Dakarai Pecikonis. Each had career highs for catches in a season and both eclipsed the 2,000 yardage mark for the career. It is only the fourth and fifth receivers in program history to hit the 2,000 yard mark.

The Zachary, La., native coached at NCAA Division II Central Missouri for four years after previously serving as an assistant at the University of Washington and the University of Houston, NCAA Division I institutions. He's also coached at

the junior college level—Fort Scott (Kan.) Community College and Mesabi Range (Minn.) Community College—and at the high school level at Aberdeen (S.D.) Central.

At Central Missouri as wide receivers coach and special teams coordinator, Aych mentored Delanie Walker, a Harlon Hill Trophy candidate as one of the top NCAA Division II football players and eventual selection in the 2006 NFL Draft by the San Francisco 49ers. Aych helped three players garner all-conference honors in the Mid-America Intercollegiate Athletic Association (MIAA).

Prior to coaching the Mules, Aych spent two seasons at Washington on the other side of the line of scrimmage, assisting with the outside linebackers and punters as a graduate assistant. Aych coached two Huskies—linebackers Marquis Cooper and Greg Carothers—who signed NFL contracts. Cooper was an All-Pac 10 selection in 2003 and a fourth-round pick by the Tampa Bay Buccaneers.

While at the University of Houston, Aych coached running back Joffrey Reynolds. He was named the C-USA Offensive Player of the Year by Sporting News. Reynolds rushed for over 1,500 yards in 2002.

Aych earned three letters as a wide receiver at Northern State University in Aberdeen and was an All-Northern Sun Intercollegiate Conference Honorable Mention selection. He earned a degree in sociology and criminal justice from NSU in 1996, and met his wife, Gwyn, in college. They have two children, Tommy and Katelyn.

JEFF GIRSCH

Defensive Coordinator



Angelo State head football coach Will Wagner has announced the hiring of 18-year veteran coach Jeff Girsch to fill the role of defensive coordinator for the Rams.

"I'm excited to add not only a great coach, but an even better person to our staff," Wagner said. "Jeff has coached on both sides of the ball, which I believe gives him a great insight on what the offense is trying to do. I got to know Jeff when he would come down and talk football while I was at Northwest Missouri State University. What he does defensively will allow our players to make an easy transition into his scheme. He's a great teacher, motivator and high energy guy that will make our program better."

Girsch has spent 17 years coaching at St. Ambrose University in Davenport, Iowa. He has spent the last six years as defensive coordinator and assistant head coach of the Fighting Bees. He was named a MSFA Midwest League Assistant Coach of the Year in 2008.

"It is a true honor for me and my family to join the Angelo State University community," Girsch said. "The opportunity to work for Will Wagner is something that I am very excited about. After our visit to campus and meeting with Dr. May, Sean Johnson, the football staff and a few of the student-athletes, it was obvious that this was a great fit for us. We look forward to the opportunity."

During his tenure at St. Ambrose, Girsch also coached defensive backs, tight ends and wide receivers and had over 50 all-conference players. He has coached five All-Americans

and been a part of seven Mid-State Football Association Conference Championships.

His defense has finished in the top 25 in scoring for the last five years highlights by a No. 2 finish in 2009 and a No. 5 finish in 2011.

Girsch is a graduate of SAU, where he excelled as a four-year starting wide receiver. He currently ranks fourth in career receiving yards (1,617), 10th in career touchdown receptions (11), and 10th in career pass receptions (94) at St. Ambrose.

After graduating from St. Ambrose in 1994, Girsch joined the Fighting Bees football coaching staff in the fall of that year. He coached the wide receivers from 1994-98. Girsch returned to the staff and coached the defensive backs from 2000-03 before again coaching the defensive backs from 2004-06.

In 2007, Girsch coached receivers and tight ends at Bettendorf High School, where the Bulldogs won the Iowa state championship. He returned to SAU in March of 2008 for the start of spring practice.

Girsch is married to his wife Erin and the couple has two daughters, Jamee Kay and Jill.

DREW DALLAS

Wide Receivers Recruiting Coordinator



Drew Dallas, in his third season, was named the recruiting coordinator and an assistant coach for the Ram wide receivers in April of 2012 after serving his first year as an Angelo State offensive graduate assistant coach.

During his three seasons as receivers coach, Dallas was able to coach two of the more prolific receivers in C.J. Akins and Dakarai Pecikonis. Each had career highs for catches in a season and both eclipsed the 2,000 yardage mark for the career. It is only the fourth and fifth receivers in program history to hit the 2,000 yard mark. Akins, Pecikonis and Joey Knight all have been named all-conference during his tenure and Akins was signed by St. Louis last season.

Dallas spent the previous two seasons as an assistant coach at Kansas Wesleyan University after graduating in 2009 with a Bachelor of Arts degree in secondary education at the Salina, Kan. university.

Dallas played quarterback for two seasons for Kansas Wesleyan after starting his collegiate career at Fort Hays State. He played and then coached under his father, Dave Dallas, who is entering his 14th season as the head coach at KWU after eight years at Ottawa University.

Dallas threw for 2,882 yards and 33 touchdowns at Kansas Wesleyan. He ranks second in career passing completions and third in passing yards on the Coyotes' all-time list.

He is a graduate of Salina Central High and was a sophomore and junior during the Mustangs back-to-back state championship season in 2001 and 2002.

Dallas is married to Heather Dallas. The couple has a daughter named Hayden and a son named Cooper. He graduated in August of 2013 with a Masters of Education in Education Administration from Angelo State University.

JAY EILERS

Offensive Line Coach



Jay Eilers returns to the collegiate ranks after being named the offensive line coach for the Rams in 2012.

During his first season at ASU, he guided an offensive line that limited opponents to only 15 sacks. The front five was the main force behind setting the season record for offensive yards averaged per game at 457.9. The line built depth as eight players saw action during the season. Isi Cocker (2nd team), Trent Davis (2nd team) and Anthony Lewis (1st team) were all selected to the All-LSC team.

Eilers has 13 years of coaching experience both collegiately and in high school. He was the offensive line

coach at Missouri Western State from 2006-2009 before being named head coach at Marshall High School in Marshall, Mo. He has coached one All-American, Roger Allan, and has mentored 12 student-athletes to all-conference selections during his career.

As a four-year letter winner at Northwest Missouri State, he helped pave the way to the 1998 NCAA Division II Championship with a 15-0 record. While at Northwest Missouri State, Eilers was named honorable mention All-American and second team all-conference.

Jay is married to his wife Rebekah and has two sons Ethan and Evan.

PIERCE HOLT **Defensive Line**



Two-time NFL All-Pro selection, two-time All-American and a member of the College Football Hall of Fame, Pierce Holt works with the defensive line for the Rams.

Holt brings a wealth of experience and knowledge to the football staff and the defensive line. He played for eight seasons in the NFL for the San Francisco 49ers and Atlanta Falcons. Holt won two Super Bowl Championships with the San Francisco 49ers and was named twice to the All-Pro team during his career.

Holt was twice named the Lone Star Conference Defensive Lineman of the Year and earned two First Team All-America

selections while starring on the gridiron for Angelo State. His collegiate efforts helped him earn a place in the LSC Hall of Fame, NCAA Division II Football Hall of Fame and the College Football Hall of Fame. After being selected by the San Francisco 49ers in the 1988 NFL Draft, Holt was twice named the team's defensive player of the year while helping Bill Walsh's squad win two Super Bowls. Holt led the Atlanta Falcons in sacks in 1993 and earned his second NFL All-Pro Team selection.

Holt and his wife, Deanna, live in the San Angelo area, and their daughter, Lauren, is a member of Angelo State's women's basketball team

GARY SALGADO **Defensive Line Coach** **Special Teams Coordinator**



Gary Salgado is in his second season as defensive line coach and special team's coordinator at Angelo State. Salgado had spent the 2011 season as a graduate assistant for the Rams.

Salgado coached a defensive line in 2013 that registered 20.5 of the teams 35 sacks on the season. Matthew Gholston earned LSC Defensive Player of the Week for recording four sacks against Texas A&M-Commerce. The defensive line was a key part of the LSC's No. 1 rushing defense.

He is no stranger to the Lone Star Conference as he served as linebackers coach at Eastern New Mexico during the 2010 season. Prior to coaching at Eastern New Mexico, Salgado spent two years as a graduate assistant at the University of Wyoming. He arrived at Wyoming from Fullerton Community College in Fullerton, Calif., where he served as a defensive assistant coach for four seasons, working with the defensive line and linebackers. His final season at Fullerton, he also coordinated the special teams.

During his four years at

Fullerton Community College from 2003-06, the Hornets captured a Mission Conference Championship in 2003, posting a perfect 5-0 conference record and advancing to the finals of the Southern California Junior College playoffs. Salgado also helped coach the Hornets to the 2004 Golden Empire Bowl where they played Bakersfield College.

Salgado began his college playing career at Fullerton College as a defensive end from 1999-2001. He then continued his college playing career at West Virginia Tech University, an NAIA member school in Montgomery, W.Va.

Originally from Garden Grove, Calif., Salgado graduated from Los Alamitos High School. He earned a bachelor's degree in physical education from Chapman University in Orange, Calif., in 2005, and then earned a master's degree in sports administration from Eastern New Mexico University in 2011.

Salgado married his wife Justine on July 11, 2008. He is the son of Blanca and Gilbert Salgado, and has one brother, Gilbert.

2013 STATISTICS

OVERALL: 5-6 (HOME: 2-3, ROAD: 3-2, NEUTRAL: 0-1) // LSC: 2-4

RESULTS

DATE	OPPONENT	RESULT	SCORE	ATTEND
9.5	BHSU	W	38-26	7,643
9.14	vs. CSU-Pueblo	L	45-24	16,947
9.21	TARLETON STATE*	L	38-34	6,540
9.28	at No. 1 Valdosta State	L	37-3	3,806
10.5	at McMurry	W	48-35	3,042
10.12	ENMU*	L	29-28	5,034
10.19	at No. 12 West Texas A&M*	L	34-30	5,487
10.26	MIDWESTERN STATE*	L	49-43	4,687
11.2	at Texas A&M-Commerce*	W	25-20	7,195
11.9	TEXAS A&M-KINGSVILLE*	W	49-28	4,733
11.16	at Incarnate Word	W	7-0	4,122

*LSC Game

TEAM STATISTICS

	ANGELO STATE	OPPONENT
SCORING	329	341
Points Per Game	29.9	31.0
FIRST DOWNS	247	233
Rushing	119	82
Passing	113	118
Penalty	15	33
RUSHING YARDAGE	2781	1504
Yards gained rushing	3034	1889
Yards lost rushing	253	385
Rushing Attempts	513	395
Average Per Rush	5.4	3.8
Average Per Game	252.8	136.7
TDs Rushing	22	12
PASSING YARDAGE	2256	2891
Comp-Att-Int	206-341-7	220-420-14
Average Per Pass	6.6	6.9
Average Per Catch	11.0	13.1
Average Per Game	205.1	262.8
TDs Passing	19	29
TOTAL OFFENSE	5037	4395
Total Plays	854	815
Average Per Play	5.9	5.4
Average Per Game	457.9	399.5
KICK RETURNS: #-Yards	36-771	53-1106
PUNT RETURNS: #-Yards	26-134	19-289
INT RETURNS: #-Yards	14-179	7-61
KICK RETURN AVERAGE	21.4	20.9
PUNT RETURN AVERAGE	5.2	15.2
INT RETURN AVERAGE	12.8	8.7
FUMBLES-LOST	21-13	14-9
PENALTIES-Yards	88-868	77-663
Average Per Game	78.9	60.3
PUNTS-Yards	66-2760	64-2626
Average Per Punt	41.8	41.0
Net punt average	35.9	36.4
KICKOFFS-Yards	62-3563	65-3706
Average Per Kick	57.5	57.0
Net kick average	37.6	36.3
TIME OF POSSESSION/Game	32:04	27:56
3RD-DOWN Conversions	60/175	53/163
3rd-Down Pct	34%	33%
4TH-DOWN Conversions	11/26	5/19
4th-Down Pct	42%	26%
SACKS BY-Yards	35-211	15-74
MISC YARDS	14	0
TOUCHDOWNS SCORED	46	46
FIELD GOALS-ATTEMPTS	5-14	8-13
ON-SIDE KICKS	0-0	0-0
RED-ZONE SCORES	(32-52) 62%	(30-38) 79%
RED-ZONE TOUCHDOWNS	(28-52) 54%	(26-38) 68%
PAT-ATTEMPTS	(36-41) 88%	(37-38) 97%
ATTENDANCE	28637	23652
Games/Avg Per Game	5/5727	5/4730
Neutral Site Games		1/16947

SCORE BY QUARTERS	1ST	2ND	3RD	4TH	OT	TOTAL
Angelo State	77	92	78	82	0	329
Opponents	84	66	71	120	0	341

RUSHING

PLAYER	GP	ATT	GAIN	LOSS	NET	AVG	TD	LONG	AVG/G
Kyle Washington	11	134	1183	81	1102	8.2	9	78	100.2
Jermie Calhoun	11	199	1024	94	930	4.7	5	53	84.5
Blake Smith	11	138	640	31	609	4.4	7	37	55.4
Warren Truesdale	2	15	89	26	63	4.2	0	26	31.5
Daymond Lewis	9	6	35	3	32	5.3	0	21	3.6
Joey Knight	11	1	22	0	22	22.0	0	22	2.0
Cameron Waites	3	4	13	0	13	3.2	1	10	4.3
Trey Green	6	3	10	0	10	3.3	0	5	1.7
Talon Smith	11	3	13	8	5	1.7	0	8	0.5
Excele Osborne	11	1	3	0	3	3.0	0	3	0.3
Alex Young	11	1	2	0	2	2.0	0	2	0.2
Quinn Reels	11	1	0	0	0	0.0	0	0	0.0
TEAM	6	7	0	10	-10	-1.4	0	0	-1.7
Total.....	11	513	3034	253	2781	5.4	22	78	252.8
Opponents.....	11	395	1889	385	1504	3.8	12	72	136.7

PASSING

PLAYER	G	EFFIC	CMP-ATT-INT	PCT	YDS	TD	LNG	AVG/G
Kyle Washington	11	130.84	192-312-7	61.5	2073	17	85	188.5
Warren Truesdale	2	141.37	7-14-0	50.0	113	1	30	56.5
Cameron Waites	3	86.86	6-13-0	46.2	63	0	30	21.0
Paul Mason	11	488.80	1-1-0	100.0	7	1	7	0.6
TEAM	6	0.00	0-1-0	0.0	0	0	0	0.0
Total.....	11	130.27	206-341-7	60.4	2256	19	85	205.1
Opponents.....	11	126.32	220-420-14	52.4	2891	29	84	262.8

RECEIVING

PLAYER	G	NO.	YDS	AVG	TD	LONG	AVG/G
Joey Knight	11	50	517	10.3	2	28	47.0
Talon Smith	11	35	381	10.9	1	30	34.6
Quinn Reels	11	31	495	16.0	5	85	45.0
Alex Young	11	18	240	13.3	3	25	21.8
Jermie Calhoun	11	17	158	9.3	1	47	14.4
Anthony Yancy	10	11	110	10.0	2	45	11.0
Blake Smith	11	9	44	4.9	0	12	4.0
Brett Rasberry	6	8	67	8.4	2	18	11.2
James Hurd	10	7	92	13.1	0	30	9.2
Xavier Traylor	9	6	65	10.8	1	20	7.2
Excele Osborne	11	6	35	5.8	0	16	3.2
Jared Beebe	8	3	24	8.0	0	16	3.0
Zane Hernandez	7	2	15	7.5	1	9	2.1
Clayton Callicutt	11	1	7	7.0	1	7	0.6
Brandon Willman	8	1	4	4.0	0	4	0.5
Daymond Lewis	9	1	2	2.0	0	2	0.2
Total.....	11	206	2256	11.0	19	85	205.1
Opponents.....	11	220	2891	13.1	29	84	262.8

TOTAL OFFENSE

PLAYER	G	PLAYS	RUSH	PASS	TOTAL	AVG/G
Kyle Washington	11	446	1102	2073	3175	288.6
Jermie Calhoun	11	199	930	0	930	84.5
Blake Smith	11	138	609	0	609	55.4
Warren Truesdale	2	29	63	113	176	88.0
Cameron Waites	3	17	13	63	76	25.3
Daymond Lewis	9	6	32	0	32	3.6
Joey Knight	11	1	22	0	22	2.0
Trey Green	6	3	10	0	10	1.7
Paul Mason	11	1	0	7	7	0.6
Talon Smith	11	3	5	0	5	0.5
Excele Osborne	11	1	3	0	3	0.3
Alex Young	11	1	2	0	2	0.2
TEAM	6	8	-10	0	-10	-1.7
Total.....	11	854	2781	2256	5037	457.9
Opponents.....	11	815	1504	2891	4395	399.5

2013 STATISTICS

OVERALL: 5-6 (HOME: 2-3, ROAD: 3-2, NEUTRAL: 0-1) // LSC: 2-4

SCORING

PLAYER	TD	FGS	KICK	PATs				SAF	POINTS
				RUSH	RCV	PASS	DXP		
Kyle Washington	9	0-0	0-0	1-2	0	0-1	0	0	56
Blake Smith	7	0-0	0-0	0-1	0	0-0	0	0	42
Reid Layton	0	3-6	29-32	0-0	0	0-0	0	0	38
Quinn Reels	6	0-0	0-0	0-0	0	0-0	0	0	36
Jermie Calhoun	6	0-0	0-0	0-1	0	0-0	0	0	36
Alex Young	3	0-0	0-0	0-0	0	0-0	0	0	18
Rhett Peterson	0	2-8	7-9	0-0	0	0-0	0	0	13
Anthony Yancy	2	0-0	0-0	0-0	0	0-0	0	0	12
Brett Rasberry	2	0-0	0-0	0-0	0	0-0	0	0	12
Joey Knight	2	0-0	0-0	0-0	0	0-0	0	0	12
Clayton Callicutt	2	0-0	0-0	0-0	0	0-0	0	0	12
Talon Smith	1	0-0	0-0	0-0	0	0-0	0	0	6
Jonathan Family	1	0-0	0-0	0-0	0	0-0	0	0	6
Zane Hernandez	1	0-0	0-0	0-0	0	0-0	0	0	6
Xavier Traylor	1	0-0	0-0	0-0	0	0-0	0	0	6
Jonathan Shannon	1	0-0	0-0	0-0	0	0-0	0	0	6
Rush Seaver	1	0-0	0-0	0-0	0	0-0	0	0	6
Cameron Waites	1	0-0	0-0	0-0	0	0-0	0	0	6
Total.....	46	5-14	36-41	1-4	0	0-1	0	0	329
Opponents.....	46	8-13	37-38	1-2	0	0-6	0	1	341

PUNT RETURNS

PLAYER	NO.	YDS	AVG	TD	LONG
Paul Mason	20	94	4.7	0	20
Anthony Yancy	5	36	7.2	0	20
Jonathan Shannon	1	4	4.0	0	4
Total.....	26	134	5.2	0	20
Opponents.....	19	289	15.2	1	55

KICKOFF RETURNS

PLAYER	NO.	YDS	AVG	TD	LONG
Paul Mason	14	247	17.6	0	28
Quinn Reels	9	260	28.9	1	100
Anthony Yancy	5	156	31.2	0	72
Talon Smith	4	100	25.0	0	44
Zach Mueller	1	0	0.0	0	0
Jarred Ross	1	0	0.0	0	0
Excelle Osborne	1	0	0.0	0	0
Shonta Chaloux	1	8	8.0	0	8
Total.....	36	771	21.4	1	100
Opponents.....	53	1106	20.9	0	58

INTERCEPTIONS

PLAYER	NO.	YDS	AVG	TD	LONG
Ryan Clapsaddle	3	24	8.0	0	20
Jarred Ross	3	2	0.7	0	2
Rush Seaver	2	100	50.0	1	100
Jonathan Shannon	2	24	12.0	1	24
Blair Smith	1	0	0.0	0	0
Dominique McCoy	1	8	8.0	0	8
Nekechie Miller	1	0	0.0	0	0
Jonathan Family	1	21	21.0	1	21
Total.....	14	179	12.8	3	100
Opponents.....	7	61	8.7	0	38

FUMBLE RETURNS

PLAYER	NO.	YDS	AVG	TD	LONG
Clayton Callicutt	0	0	0.0	1	0
Total.....	0	0	0.0	1	0
Opponents.....	3	216	72.0	4	90

ALL-PURPOSE YARDAGE

PLAYER	G	RUSH	REC	PR	KOR	IR	TOT	AVG/G
Kyle Washington	11	1102	0	0	0	0	1102	100.2
Jermie Calhoun	11	930	158	0	0	0	1088	98.9
Quinn Reels	11	0	495	0	260	0	755	68.6
Blake Smith	11	609	44	0	0	0	653	59.4
Joey Knight	11	22	517	0	0	0	539	49.0
Talon Smith	11	5	381	0	100	0	486	44.2
Paul Mason	11	0	0	94	247	0	341	31.0
Anthony Yancy	10	0	110	36	156	0	302	30.2
Alex Young	11	2	240	0	0	0	242	22.0
Rush Seaver	11	0	0	0	0	100	100	9.1
James Hurd	10	0	92	0	0	0	92	9.2
Brett Rasberry	6	0	67	0	0	0	67	11.2
Xavier Traylor	9	0	65	0	0	0	65	7.2
Warren Truesdale	2	63	0	0	0	0	63	31.5
Excelle Osborne	11	3	35	0	0	0	38	3.5
Daymond Lewis	9	32	2	0	0	0	34	3.8
Jonathan Shannon	11	0	0	4	0	24	28	2.5
Ryan Clapsaddle	11	0	0	0	0	24	24	2.2
Jared Beebe	8	0	24	0	0	0	24	3.0
Jonathan Family	11	0	0	0	0	21	21	1.9
Zane Hernandez	7	0	15	0	0	0	15	2.1
Cameron Waites	3	13	0	0	0	0	13	4.3
Trey Green	6	10	0	0	0	0	10	1.7
Dominique McCoy	11	0	0	0	0	8	8	0.7
Shonta Chaloux	9	0	0	0	8	0	8	0.9
Clayton Callicutt	11	0	7	0	0	0	7	0.6
Brandon Willman	8	0	4	0	0	0	4	0.5
Jarred Ross	11	0	0	0	0	2	2	0.2
TEAM	6	-10	0	0	0	0	-10	-1.7
Total.....	11	2781	2256	134	771	179	6121	556.5
Opponents.....	11	1504	2891	289	1106	61	5851	531.9

PUNTING

PLAYER	NO.	YDS	AVG	LONG	TB	FC	I20	BLKD
Sam Fowler	63	2702	42.9	70	5	11	27	1
Kyle Washington	2	56	28.0	28	0	0	2	0
TEAM	1	2	2.0	2	0	0	0	0
Total.....	66	2760	41.8	70	5	11	29	1
Opponents.....	64	2626	41.0	63	8	19	15	0

FIELD GOALS

PLAYER	FGM-FGA	PCT	01-19	20-29	30-39	40-49	50-99	LG	BLK
Reid Layton	3-6	50.0	0-0	3-6	0-0	0-0	0-0	23	0
Rhett Peterson	2-8	25.0	0-0	0-1	1-6	1-1	0-0	42	1

FIELD GOAL SEQUENCE

GAME	ANGELO STATE	OPPONENTS
BHSU	25,34,(42)	-
CSU-Pueblo	23,(22)	38,(20)
Tarleton State	38	(45),24
Valdosta State	30,(38)	25,(30),(25),(39)
McMurry University	23	-
Eastern New Mexico	30	(28)
West Texas A&M	30,(22)	(47),(39)
MSU	(23)	-
A&M-Commerce	-	-
TAMUK	-	60,55
Incarnate Word	25	-

Numbers in (parentheses) indicate field goal was made.

KICKOFFS

PLAYER	No.	Yds	Avg	TB	OB	Retn	Net	YdLn
Rhett Peterson	61	3509	57.5	5	3			
Sam Fowler	1	54	54.0	0	0			
Total.....	62	3563	57.5	5	3	1106	37.6	27
Opponents.....	65	3706	57.0	23	5	771	36.3	28

2013 STATISTICS

OVERALL: 5-6 (HOME: 2-3, ROAD: 3-2, NEUTRAL: 0-1) // LSC: 2-4

DEFENSIVE STATISTICS

PLAYER	SOLO	AST	TOTAL	TFL/YDS	SACKS	INT-YDS	PBU	QBH	FR	FF	BLK	SAF
40 Rush Seaver		64	43	107	14.0-60	3.5-23	2-100	2	.	1-0	4	.
29 Ryan Clapsaddle		49	23	72	1.0-1	.	3-24	4	.	.	1	.
98 Clayton Callicutt		34	35	69	12.0-64	7.0-48	.	.	2	3-0	.	.
8 Blair Smith		36	23	59	8.0-32	3.0-17	1-0	.	.	1-0	2	.
94 Joey Searcy II		21	24	45	9.0-15	1.0-2	.	2	4	1-0	.	.
92 Matthew Gholston		21	22	43	13.0-70	7.0-54	.	1	4	1-0	4	.
23 Nekechie Miller		29	9	38	1.0-1	.	1-0	7
31 Jarred Ross		31	6	37	1.5-7	0.5-3	3-2	10	.	.	1	.
30 Jonathan Family		25	8	33	3.0-16	4.0-12	1-21	1	.	1-0	.	.
45 Colt Drennan		9	23	32	8.5-35	2.5-11
12 Doug Elliot		16	13	29	1.5-8	.	.	2	.	1-0	.	.
21 Courtney Moore		15	14	29	.	.	.	4
17 Jonathan Shannon		19	9	28	1.5-2	.	2-24	2
25 Dominique McCoy		17	10	27	7.0-33	2.5-19	1-8	3
90 Kyle Patterson		10	12	22	5.5-18	0.5-0
93 Emmanuel Anderson		7	6	13	1.5-10	1.5-10	.	1
1 Paul Mason		6	6	12	2.0-8	1.0-7
37 Willie Brown		7	4	11	1	.	.	.
96 Andy Gonzalez		4	6	10	1.0-8	1.0-8	.	.	1	.	.	.
33 Dakota Abernathy		6	2	8
44 Austin Sparks		3	4	7	0.5-0	.	.	1
22 Tyler Horton		4	2	6
97 Jeremy Johnson		2	4	6	2.0-4	.	.	.	1	.	.	.
41 Richard Franklin		3	2	5
27 Trey Green		3	.	3
56 Chris DiClement		2	1	3
85 James Hurd		1	2	3
2 London Dial		1	2	3	.	.	.	1
95 Jesse Hanson IV		1	1	2	0.5-1
20 Blake Smith		1	1	2
59 Cody Clark		1	1	2
46 Rhett Peterson		2	.	2
36 Jamie Thomas		2	.	2
10 Quinn Reels		2	.	2
34 Jermie Calhoun		2	.	2
3 Deion Hill		1	.	1
9 Warren Triesdale		.	1	1
41 G. Jordan		1	.	1
50 Austin Landin		.	1	1
5 Brett Rasberry		.	1	1
18 Chase Martin		.	1	1
66 Trent Davis		1	.	1
14 Talon Smith		1	.	1
84 Alex Young		1	.	1
4 Joey Knight		1	.	1
Total.....		462	322	784	94-393	35-211	14-179	41	13	9-0	12	.
Opponents.....		485	426	911	76.0-254	15-74	7-61	25	21	13-216	13	3

GAME-BY-GAME TACKLES FOR LOSS (TFL-YDS)

PLAYER	UA-A	TOT	WSU	CSU	UCO	ACU	ENMU	WTAMU	MSU	TAMUC	TAMUK	UIW	TSU
Rush Seaver	12-4	14.0	2.0-8	-	0.5-1	1.0-1	1.0-9	2.5-5	1.0-4	1.0-2	3.0-18	2.0-12	-
M. Gholston	10-6	13.0	0.5-1	-	1.0-2	1.0-6	1.0-15	1.0-3	0.5-1	1.0-1	4.5-26	1.5-7	1.0-8
C. Callicutt	8-8	12.0	1.0-5	1.0-1	0.5-1	-	2.5-17	0.5-0	0.5-0	1.0-10	1.5-4	1.5-9	2.0-17
Joey Searcy II	6-6	9.0	2.0-4	-	2.0-3	-	1.5-2	0.5-0	-	1.0-2	2.0-4	-	-
Colt Drennan	4-9	8.5	1.0-2	-	-	0.5-2	0.5-1	1.5-4	0.5-4	1.5-3	0.5-0	1.5-2	1.0-17
Blair Smith	7-2	8.0	1.0-5	0.5-2	-	1.0-4	1.0-1	1.0-2	1.0-8	-	1.5-1	1.0-9	-
Dominique McCoy	6-2	7.0	-	1.0-1	-	-	1.0-4	0.5-1	-	1.0-4	2.5-19	1.0-4	-
Kyle Patterson	5-1	5.5	1.0-1	-	-	-	2.0-6	0.5-1	-	1.0-3	DNP	1.0-7	-
Jonathan Family	3-0	3.0	-	1.0-6	-	-	-	-	-	-	2.0-10	-	-
Paul Mason	2-0	2.0	-	-	-	-	-	-	-	-	-	1.0-7	1.0-1
Jeremy Johnson	1-2	2.0	1.5-3	0.5-1	-	DNP	DNP	DNP	DNP	DNP	DNP	DNP	DNP
Doug Elliot	1-1	1.5	-	-	-	-	0.5-2	-	-	-	1.0-6	-	-
E. Anderson	1-1	1.5	-	-	DNP	1.0-6	-	-	DNP	-	-	0.5-4	-
Jarred Ross	1-1	1.5	-	-	-	0.5-3	1.0-4	-	-	-	-	-	-
J. Shannon	1-1	1.5	-	-	-	-	1.0-1	-	-	0.5-1	-	-	-
Andy Gonzalez	0-2	1.0	-	-	-	-	-	-	0.5-5	DNP	-	0.5-3	-
Ryan Clapsaddle	1-0	1.0	-	-	-	-	-	1.0-1	-	-	-	-	-
Nekechie Miller	1-0	1.0	-	-	-	1.0-1	-	-	-	-	-	-	-
Austin Sparks	0-1	0.5	-	-	-	-	-	-	-	-	0.5-0	-	-
Jesse Hanson IV	0-1	0.5	-	-	-	DNP	-	-	-	-	-	0.5-1	-

2013 STATISTICS

OVERALL: 5-6 (HOME: 2-3, ROAD: 3-2, NEUTRAL: 0-1) // LSC: 2-4

GAME-BY-GAME TACKLES (UT-AT)

PLAYER	UA-A	TOT	WSU	CSU	VSU	ACU	ENMU	WTAMU	MSU	TAMUC	TAMUK	UIW	TSU
Rush Seaver	64-43	107	8-1	5-2	4-5	4-6	4-6	13-4	6-4	6-2	7-1	4-9	3-3
Ryan Clapsaddle	49-23	72	5-2	7-7	2-1	4-2	4-1	9-3	4-2	4-0	0-2	3-2	7-1
C. Callicutt	34-35	69	6-0	2-2	3-5	2-5	3-1	1-5	1-3	4-2	4-3	2-7	6-2
Blair Smith	36-23	59	3-2	3-3	4-4	7-1	7-3	5-4	1-0	0-1	2-2	1-2	3-1
Joey Searcy II	21-24	45	1-3	0-3	4-2	1-1	3-1	1-3	-	4-1	3-4	4-4	0-2
M. Gholston	21-22	43	1-2	0-1	1-2	1-1	2-1	3-5	0-1	2-0	5-3	2-4	4-2
Nekechie Miller	29-9	38	5-0	2-0	1-1	3-2	3-0	0-1	7-1	2-1	1-2	4-0	1-1
Jarred Ross	31-6	37	-	0-1	9-2	4-2	3-0	4-1	1-0	-	2-0	4-0	4-0
Jonathan Family	25-8	33	3-0	2-1	1-2	3-0	-	2-0	2-2	3-0	2-1	1-0	6-2
Colt Drennan	9-23	32	0-2	1-1	1-2	2-2	0-1	2-3	0-2	1-4	0-1	1-2	1-3
Doug Elliot	16-13	29	2-1	1-1	1-1	4-1	1-1	2-0	3-3	-	2-4	0-1	-
Courtney Moore	15-14	29	2-0	1-1	1-3	1-1	1-4	2-0	4-1	DNP	-	2-2	1-2
J. Shannon	19-9	28	3-0	1-0	0-1	1-0	4-2	1-1	3-2	2-2	3-1	1-0	-
Dominique McCoy	17-10	27	2-0	2-0	1-2	1-0	1-0	0-1	1-1	2-2	4-2	2-0	1-2
Kyle Patterson	10-12	22	2-1	-	1-3	1-1	3-0	0-1	1-1	1-1	DNP	1-3	0-1
E. Anderson	7-6	13	2-0	1-0	DNP	1-1	1-1	0-1	DNP	1-1	1-1	0-1	-
Paul Mason	6-6	12	-	-	-	-	-	-	-	-	0-1	3-4	3-1
Willie Brown	7-4	11	1-1	1-0	1-0	1-0	0-1	0-1	-	1-0	-	1-1	1-0
Andy Gonzalez	4-6	10	-	-	-	1-0	-	0-1	1-3	DNP	1-0	0-2	1-0
D. Abernathy	6-2	8	3-0	0-2	2-0	-	1-0	DNP	DNP	DNP	DNP	DNP	DNP
Austin Sparks	3-4	7	1-0	-	1-0	-	-	-	-	-	0-1	1-0	0-3
Jeremy Johnson	2-4	6	1-2	1-2	-	DNP	DNP	DNP	DNP	DNP	DNP	DNP	DNP
Tyler Horton	4-2	6	-	-	-	-	-	-	1-1	-	2-1	1-0	-
R. Franklin	3-2	5	DNP	DNP	DNP	-	2-1	-	-	0-1	-	-	1-0
Chris DiClement	2-1	3	-	DNP	DNP	DNP	DNP	DNP	1-1	DNP	DNP	DNP	1-0
London Dial	1-2	3	0-1	1-0	-	-	-	0-1	-	-	DNP	-	-
James Hurd	1-2	3	DNP	-	-	-	-	-	-	1-1	-	0-1	-
Trey Green	3-0	3	-	DNP	DNP	DNP	2-0	-	1-0	-	DNP	-	DNP
Rhett Peterson	2-0	2	-	-	-	1-0	-	1-0	-	-	-	-	-
Cody Clark	1-1	2	-	0-1	-	1-0	-	-	-	-	-	-	-
Jesse Hanson IV	1-1	2	-	-	-	DNP	-	1-0	-	-	-	0-1	-
Blake Smith	1-1	2	-	1-1	-	-	-	-	-	-	-	-	-
Jermie Calhoun	2-0	2	-	-	-	-	1-0	-	-	1-0	-	-	-
Quinn Reels	2-0	2	1-0	-	-	-	-	-	1-0	-	-	-	-
Jamie Thomas	2-0	2	DNP	DNP	DNP	DNP	DNP	DNP	DNP	1-0	-	1-0	-
Alex Young	1-0	1	-	-	-	-	-	-	-	-	1-0	-	-
Deion Hill	1-0	1	DNP	DNP	DNP	DNP	DNP	DNP	1-0	DNP	-	DNP	DNP
G. Jordan	1-0	1	1-0	DNP	DNP	DNP	DNP	DNP	DNP	DNP	DNP	DNP	DNP
Austin Landin	0-1	1	-	-	-	-	-	-	-	0-1	DNP	-	-
Joey Knight	1-0	1	-	-	-	1-0	-	-	-	-	-	-	-
Talon Smith	1-0	1	-	-	1-0	-	-	-	-	-	-	-	-
Trent Davis	1-0	1	-	DNP	1-0	-	-	-	-	-	-	-	-
Brett Rasberry	0-1	1	0-1	-	-	-	-	-	DNP	DNP	DNP	DNP	DNP
Chase Martin	0-1	1	0-1	DNP	DNP	DNP	DNP	DNP	DNP	DNP	DNP	DNP	DNP
W. Truesdale	0-1	1	-	0-1	DNP	DNP	DNP	DNP	DNP	DNP	DNP	DNP	DNP

GAME-BY-GAME SACKS (SACKS-YDS)

PLAYER	UA-A	TOT	ENMU	A&M-C	(9)WTA&M	TSU	(10)A&M-K	(15)MSU	UIW	(3)ACU	SEOSU	UCO	
M. Gholston	6-2	7.0	0.5-1	-	-	-	1.0-15	-	-	-	4.0-25	0.5-5	1.0-8
C. Callicutt	5-4	7.0	1.0-5	-	-	-	2.0-15	-	-	-	0.5-3	1.5-8	2.0-17
Jonathan Family	4-0	4.0	1.0-0	1.0-6	-	-	-	1.0-0	-	-	1.0-6	-	-
Rush Seaver	3-1	3.5	-	-	-	-	-	-	-	-	3.0-18	0.5-5	-
Blair Smith	3-0	3.0	-	1.0-0	-	-	-	-	1.0-8	-	-	1.0-9	-
Colt Drennan	1-3	2.5	0.5-1	-	-	0.5-2	-	1.0-4	0.5-4	-	-	-	-
Dominique McCoy	2-1	2.5	-	-	-	-	-	-	-	-	2.5-19	-	-
E. Anderson	1-1	1.5	-	-	DNP	1.0-6	-	-	DNP	-	-	0.5-4	-
Joey Searcy II	1-0	1.0	-	-	-	-	1.0-2	-	-	-	-	-	-
Andy Gonzalez	0-2	1.0	-	-	-	-	-	-	0.5-5	DNP	-	0.5-3	-
Paul Mason	1-0	1.0	-	-	-	-	-	-	-	-	-	1.0-7	-
Jarred Ross	0-1	0.5	-	-	-	0.5-3	-	-	-	-	-	-	-
Kyle Patterson	0-1	0.5	-	-	-	-	-	-	-	-	DNP	0.5-0	-

2013 STATISTICS

OVERALL: 5-6 (HOME: 2-3, ROAD: 3-2, NEUTRAL: 0-1) // LSC: 2-4

GAME-BY GAME PASSING

KYLE WASHINGTON	ATT	COMP	INT	PCT	YARDS	TD	LONG	SACK	YDS	EFFIC
BHSU	17	12	0	70.6	104	1	28	0	0	141.4
CSU-PUEBLO	34	20	1	58.8	173	1	20	0	0	105.4
TARLETON STATE	31	20	2	64.5	286	2	48	3	12	150.4
VALDOSTA STATE	25	16	1	64.0	115	0	20	1	1	94.6
MCMURRY UNIVERSITY	26	18	0	69.2	159	1	21	1	9	133.3
EASTERN NEW MEXICO	30	19	0	63.3	153	1	24	0	0	117.2
WEST TEXAS A&M	36	22	0	61.1	298	1	43	1	1	139.8
MSU 38	24	1	63.2	280	3	31	2	10	145.8	
A&M-COMMERCE	24	14	1	58.3	143	2	20	2	8	127.5
TAMUK	25	15	0	60.0	180	4	45	2	7	173.3
INCARNATE WORD	26	12	1	46.2	182	1	85	2	18	110.0
TOTALS	312	192	7	61.5	2073	17	85	14	66	130.8

WARREN TRUESDALE	ATT	COMP	INT	PCT	YARDS	TD	LONG	SACK	YDS	EFFIC
BHSU	12	7	0	58.3	113	1	30	1	8	164.9
CSU-PUEBLO	2	0	0	0.0	0	0	0	0	0	0.0
TOTALS	14	7	0	50.0	113	1	30	1	8	141.4

CAMERON WAITES	ATT	COMP	INT	PCT	YARDS	TD	LONG	SACK	YDS	EFFIC
BHSU	2	0	0	0.0	0	0	0	0	0	0.0
CSU-PUEBLO	10	5	0	50.0	33	0	15	0	0	77.7
TAMUK	1	1	0	100.0	30	0	30	0	0	352.0
TOTALS	13	6	0	46.2	63	0	30	0	0	86.9

PAUL MASON	ATT	COMP	INT	PCT	YARDS	TD	LONG	SACK	YDS	EFFIC
MCMURRY UNIVERSITY	1	1	0	100.0	7	1	7	0	0	488.8
TOTALS	1	1	0	100.0	7	1	7	0	0	488.8

GAME-BY-GAME RUSHING (NO-YDS/TDs)

PLAYER	No-Yds/TD	ENMU	A&M-C	(9)WTA&M	TSU	(10)A&M-K	(15)MSU	UIW	(3)ACU	SEOSU	UCO	
Kyle Washington	134-1102/9	6-97/1	9-139/1	13-45/2	7-42/0	16-46/1	9-87/1	11-106/1	16-185/1	15-116/0	15-129/1	17-110/0
Jermie Calhoun	199-930/5	12-140/1	14-51/0	19-103/0	17-97/0	23-152/1	15-78/1	19-39/0	23-81/0	21-61/2	17-45/0	19-83/0
Blake Smith	138-609/7	10-50/1	15-24/0	15-104/1	10-35/0	21-111/2	13-45/0	22-89/2	7-14/1	6-26/0	10-51/0	9-60/0
W. Truesdale	15-63/0	11-46/0	4-17/0	DNP	DNP	DNP	DNP	DNP	DNP	DNP	DNP	DNP
Daymond Lewis	6-32/0	6-32/0	DNP	-	DNP	-	-	-	-	-	-	-
Joey Knight	1-22/0	-	-	-	-	-	-	1-22/0	-	-	-	-
Cameron Waites	4-13/1	2-2/0	1-1/0	DNP	DNP	DNP	DNP	DNP	DNP	DNP	1-10/1	DNP
Trey Green	3-10/0	3-10/0	DNP	DNP	DNP	-	-	-	-	DNP	-	DNP
Talon Smith	3-5/0	-	-	-	1-5/0	-	-	-	-	1--8/0	-	1-8/0
Excelle Osborne	1-3/0	-	-	-	-	1-3/0	-	-	-	-	-	-
Alex Young	1-2/0	-	-	-	-	-	-	-	1-2/0	-	-	-
Quinn Reels	1-0/0	-	-	1-0/0	-	-	-	-	-	-	-	-
TEAM	7--10/0	DNP	DNP	DNP	DNP	3--5/0	-	-	DNP	1--1/0	2--3/0	1--1/0

GAME-BY-GAME RECEIVING (NO-YDS/TDs)

PLAYER	No-Yds/TD	ENMU	A&M-C	(9)WTA&M	TSU	(10)A&M-K	(15)MSU	UIW	(3)ACU	SEOSU	UCO	
Joey Knight	50-517/2	3-42/0	4-24/0	2-28/0	3-26/0	4-29/0	7-73/0	9-106/1	7-94/1	3-29/0	4-38/0	4-28/0
Quinn Reels	31-495/5	3-32/0	3-28/0	6-106/1	5-50/0	1-3/0	2-18/0	5-96/0	2-20/1	-	2-37/2	2-105/1
Talon Smith	35-381/1	3-32/0	6-64/0	3-36/0	2-17/0	4-47/0	5-40/0	-	4-64/0	2-17/0	3-27/1	3-37/0
Alex Young	18-240/3	4-55/0	2-37/0	3-47/1	-	4-36/1	-	-	2-23/0	1-18/1	1-16/0	1-8/0
Jermie Calhoun	17-158/1	1-10/1	1-2/0	2-51/0	2--1/0	-	-	3-63/0	3-11/0	3-15/0	2-7/0	-
Anthony Yancy	11-110/2	-	-	-	2-11/0	2-14/0	1--2/0	1--5/0	3-45/1	DNP	2-47/1	-
James Hurd	7-92/0	DNP	1-7/0	-	1-10/0	2-18/0	-	1-11/0	-	1-16/0	1-30/0	-
Brett Rasberry	8-67/2	1-18/0	3-19/1	2-12/0	-	-	2-18/1	DNP	DNP	DNP	DNP	DNP
Xavier Traylor	6-65/1	-	DNP	DNP	-	-	-	-	2-19/0	3-38/1	1-8/0	-
Blake Smith	9-44/0	1--3/0	1-3/0	1-2/0	1-2/0	1-12/0	1-9/0	1-5/0	1-4/0	1-10/0	-	-
Excelle Osborne	6-35/0	-	3-18/0	1-4/0	-	-	1--3/0	1-16/0	-	-	-	-
Jared Beebe	3-24/0	2-22/0	-	-	-	-	-	DNP	DNP	DNP	-	1-2/0
Zane Hernandez	2-15/1	1-9/1	DNP	-	-	DNP	DNP	1-6/0	-	DNP	-	-
C. Callicutt	1-7/1	-	-	-	-	1-7/1	-	-	-	-	-	-
Brandon Willman	1-4/0	-	1-4/0	DNP	DNP	-	-	-	-	DNP	-	-
Daymond Lewis	1-2/0	-	DNP	-	DNP	-	-	-	-	-	-	1-2/0

GAME 1

BLACK HILLS STATE ANGELO STATE

26
38

SAN ANGELO STADIUM // SAN ANGELO, TEXAS
SEPT. 5, 2013 // ATTENDANCE: 7,643

SAN ANGELO – Jermie Calhoun ran for a career high 140 yards and scored two touchdowns to help lead Angelo State to a 38-26 season-opening win over Black Hills State on Thursday at San Angelo Stadium. Jermie Calhoun

ASU racked up 594 yards of total offense and scored five touchdowns on gains of 30 yards or more. Kyle Washington threw and rushed for a touchdown and added 201 yards of offense. The sophomore quarterback ran for 97 yards and threw for 104 against the Yellow Jackets. Warren Truesdale added 113 yards passing and rushed for 113 yards and a touchdown.

The Yellow Jackets scored first with a 29-yard touchdown run by Ward Anderson, but ASU responded with a 10-yard touchdown connection between Truesdale and Calhoun with 1:51 remaining in the first quarter. The Rams took their first lead of the game on a 42-yard field goal by Rhett Peterson and would go into halftime with a 17-14 lead after a 23-yard touchdown run by Calhoun with 3:32 remaining in the half.

ASU would extend its lead to 24-14 two minutes into the second half when Washington took off for a 52-yard touchdown run. The Rams tacked on another touchdown on a 1-yard Blake Smith run early in the fourth quarter and Washington hit tight end Zane Hernandez on a 9-yard connection for the final score ASU points of the game.

Black Hills State scored twice in the fourth quarter with two touchdown passes from Anderson to Jake Frauenholtz and Bradley Adamson to make the final score 38-26.

Rush Seaver led the Rams with nine tackles and forced a fumble, while Ryan Clapsaddle had seven tackles and Clayton Callicutt had six. Callicutt and Jonathan Family each recorded sacks with Matthew Gholston and Colt Drennan teaming up to bring down BHSU's Anderson.

The Rams return to action next Saturday at 8 p.m. against Colorado-State Pueblo at AT&T Stadium in Arlington for the Lone Star Conference Football Festival.

GAME 1 // SCORE BY QUARTERS	1	2	3	4	-	F
Black Hills State	7	7	0	12	-	26
Angelo State	7	10	7	14	-	38

SCORING SUMMARY

TEAM	QTR	TIME	SCORING PLAY	PLAYS-YARDSTOP
BHSU	1st	8:32	Anderson 29-yard run	5-80 :57
ASU	1st	1:51	Calhoun 10-yard reception	9-69 2:42
ASU	2nd	11:19	Peterson 42-yard field goal	8-57 2:57
BHSU	2nd	7:51	Anderson 14-yard run	10-73 3:22
ASU	2nd	3:32	Calhoun 23-yard run	5-63 1:25
ASU	3rd	13:19	Washington 52-yard run	1-52 :09
ASU	4th	13:57	Smith 1-yard run	10-81 4:41
BHSU	4th	10:43	Frauenholtz 6-yard reception	8-72 2:47
ASU	4th	8:19	Hernandez 9-yard reception	5-75 2:24
BHSU	4th	3:25	Adamson 24-yard reception	6-83 1:54

TEAM STATS

	BHSU	ASU
FIRST DOWNS	24	26
NET YARDS RUSHING	118	377
Rushing Attempts	34	50
Average Per Rush	3.5	7.5
Rushing Touchdowns	2	3
Yards Gained Rushing	142	406
Yards Lost Rushing	24	29
NET YARDS PASSING	299	217
Completions-Attempts-Int	26-43-0	19-31-0
Average Per Attempt	7.0	7.0
Average Per Completion	11.5	11.4
Passing Touchdowns	2	2
TOTAL OFFENSE YARDS	417	594
Total offense plays	77	81
Average Gain Per Play	5.4	7.3
Fumbles: Number-Lost	2-1	1-0
Penalties: Number-Yards	4-25	8-81
PUNTS-YARDS	7-278	6-235
Average Yards Per Punt	39.7	39.2
Net Yards Per Punt	39.1	37.5
Inside 20	2	4
50+ Yards	0	1
Touchbacks	0	0
Fair catch	2	2
KICKOFFS-YARDS	5-251	7-422
Average Yards Per Kickoff	50.2	60.3
Net Yards Per Kickoff	36.0	40.4
Touchbacks	2	0
Punt returns: Number-Yards-TD	1-10-0	3-4-0
Average Per Return	10.0	1.3
Kickoff returns: Number-Yds-TD	7-139-0	1-21-0
Average Per Return	19.9	21.0
Interceptions: Number-Yds-TD	0-0-0	0-0-0
Fumble Returns: Number-Yds-TD	0-0-0	0-0-0
Miscellaneous Yards	0	0
Possession Time	27:28	32:32
Third-Down Conversions	7 of 16	3 of 14
Fourth-Down Conversions	0 of 2	2 of 2
Red-Zone Scores-Chances	2-2	3-6
Touchdowns	2-2	3-6
Field goals	0-2	0-6
Sacks By: Number-Yards	1-8	3-7
PAT Kicks	2-3	5-5
Field Goals	0-0	1-3

GAME 2

No. 5 COLORADO STATE - PUEBLO ANGELO STATE

45
24

AT&T STADIUM // ARLINGTON, TEXAS
SEPT. 15, 2013 // ATTENDANCE: 16,947

ARLINGTON, Texas – No. 5-ranked Colorado State-Pueblo saw its early lead dwindle down to seven points before turning it on again to beat Angelo State 45-24 on Saturday in the finale of the Lone Star Football Festival at AT&T Stadium.

CSU-Pueblo (2-0) built up a 21-0 lead with 4:16 to play before halftime. Angelo State (1-1) got its momentum going on a 22-yard field goal by Reid Layton with 7 seconds left before the break.

The Rams came out of the locker room and quickly got on the board again as quarterback Kyle Washington exploded for a 78-yard touchdown run. Washington then found Brett Rasberry for a 16-yard scoring strike to cut the Thunderwolves' lead down to 21-17 with 10:38 to play in the third quarter.

After forcing CSU-Pueblo to punt on the following possession, Angelo State had its possible game-tying drive halted and was forced to punt as well. Josh Sandovall took Sam Fowler's boom back 55 yards for a touchdown to give the Thunderwolves a 28-17 advantage with 8:43 left in the third quarter.

CSU-Pueblo went on to get a 20-yard field goal from Greg O'Donnell, a 40-yard fumble return for a score by C.J. Roberts and a 12-yard TD run from Cameron McDondle.

Angelo State's final TD came with 7:05 to play on a 100-yard interception return by junior linebacker Rush Seaver. The play tied a LSC record and has now been done only 12 times in the league's 82-year history.

Quarterback Chris Bonner and receiver Paul Browning helped set the tone for CSU-Pueblo – which finished with 617 yards of offense – by connecting on a 64-yard TD pass on the game's first play from scrimmage.

Bonner finished 14 of 26 for 354 yards and two TDs, while Browning had 148 yards on two catches. McDondle totaled 160 yards on 13 carries and Chris Ashe added 84 yards and a TD on 10 totes. Ben Estica made 13 tackles and picked off a pass to pace the Thunderwolves' defense that forced three fumbles.

Washington went 20 of 34 passing for 173 yards and totaled 139 yards on nine carries – recording one TD each way for the Rams. Talon Smith made a game-high six catches for 64 yards. Ryan Clapsaddle had a game-high 14 tackles. Paul Mason racked up 81 kick return yards.

CSU-Pueblo returns home next week to face Western New Mexico in its Rocky Mountain Athletic Conference opener, while Angelo State welcomes Tarleton for its LSC opener on Sept. 21.

GAME 2 // SCORE BY QUARTERS	1	2	3	4	-	F
No. 5 Colorado State-Pueblo	14	7	10	14	-	19
Angelo State	0	3	14	7	-	24

SCORING SUMMARY

TEAM	QTR	TIME	SCORING PLAY	PLAYS-YARDSTOP
CSUP	1st	14:41	Browning 64-yard reception	1-64 :19
CSUP	1st	11:28	Ashe 5-yard run	3-21 :47
CSUP	2nd	4:16	Reden 2-yard reception	3-79 :47
ASU	2nd	:07	Layton 22-yard field goal	10-33 4:06
ASU	3rd	14:36	Washington 78-yard run	1-78 :14
ASU	3rd	10:38	Rasberry 16-yard reception	1-16 :06
CSUP	3rd	8:43	Sandoval 55-yard punt return	- - -
CSUP	3rd	3:53	O'Donnell 20-yard field goal	7-95 3:06
CSUP	4th	11:11	Roberts 40-yard fumble return	- - -
ASU	4th	7:05	Seaver 100-yard interception return	- - -
CSUP	4th	2:23	McDondle 12-yard run	2-67 :30

TEAM STATS

	ASU	CSU
FIRST DOWNS	15	21
NET YARDS RUSHING	263	232
Rushing Attempts	30	43
Average Per Rush	8.8	5.4
Rushing Touchdowns	2	1
Yards Gained Rushing	276	239
Yards Lost Rushing	13	7
NET YARDS PASSING	290	206
Completions-Attempts-Int	14-26-1	25-46-1
Average Per Attempt	11.2	4.5
Average Per Completion	20.7	8.2
Passing Touchdowns	2	1
TOTAL OFFENSE YARDS	553	438
Total offense plays	56	89
Average Gain Per Play	9.9	4.9
Fumbles: Number-Lost	2-2	3-2
Penalties: Number-Yards	7-52	12-84
PUNTS-YARDS	5-229	8-381
Average Yards Per Punt	45.8	47.6
Net Yards Per Punt	40.6	34.4
Inside 20	1	2
50+ Yards	2	2
Touchbacks	1	1
Fair catch	1	0
KICKOFFS-YARDS	8-458	5-283
Average Yards Per Kickoff	57.2	56.6
Net Yards Per Kickoff	37.5	35.8
Touchbacks	3	0
Punt returns: Number-Yards-TD	5-86-1	3-6-0
Average Per Return	17.2	2.0
Kickoff returns: Number-Yds-TD	5-104-0	5-83-0
Average Per Return	20.8	16.6
Interceptions: Number-Yds-TD	1-0-0	1-100-1
Fumble Returns: Number-Yds-TD	1-40-1	0-0-0
Miscellaneous Yards	0	0
Possession Time	23:08	36:52
Third-Down Conversions	1 of 11	6 of 23
Fourth-Down Conversions	0 of 1	2 of 4
Red-Zone Scores-Chances	4-6	2-5
Touchdowns	3-6	1-5
Field goals	1-6	1-5
Sacks By: Number-Yards	0-0	2-6
PAT Kicks	6-6	3-3
Field Goals	1-2	1-2

GAME 3

TARLETON STATE
ANGELO STATE

38
34

SAN ANGELO STADIUM // SAN ANGELO, TEXAS
SEPT. 21, 2013 // ATTENDANCE: 6,540

SAN ANGELO, TEXAS – Tarleton State scored on a 35-yard pass from Jake Fenske to Clifton Rhodes III with 30 seconds left to hold off Angelo State 38-34 at San Angelo Stadium on Saturday night.

Angelo State (1-2, 0-1 LSC) scored on a Blake Smith one-yard run to take a 34-31 lead with 1:42 to go in the game but the Texans (2-0, 2-0 LSC) drove 78 yards in 1:12 before scoring the go-ahead touchdown.

ASU was able to drive down to the Texans 17-yard line with four seconds left, but Kyle Washington was picked off by Devin Figures at the one-yard line to end the game.

The Rams battled back after being down 31-20 with 9:19 remaining after Tarleton State scored on a one-yard run by quarterback Adam Doyle. The touchdown was set up after a fumble by Angelo State's Talon Smith. It was one of three turnovers on the night by the Rams.

Quinn Reels responded for Angelo State taking a shovel pass from Washington 48-yards to cut the TSU advantage to 31-26.

The Texans took the ensuing drive 72 yards before Blake Barnes missed a 24-yard field goal to setup the Rams drive with 1:42 to go in the game.

The second half started with three punts and a missed field goal by ASU. Ryan Clapsaddle picked off Doyle in the third quarter to give Angelo State the ball at the Texan 39-yard line.

Washington took advantage of the turnover scoring on a 17-yard run but the extra point was missed.

The Rams were able to outgain Tarleton State 538-472 overall and rushed for over 200-yards for the third-straight game.

Smith and Jermie Calhoun both went over 100-yards rushing with 104 and 103, respectively. Washington threw for 286-yards passing on 20-of-31 passing and threw for two touchdowns while adding two more on the ground.

Doyle led the Texans in passing with 171 yards and two touchdowns on 10-of-21 passing while Fenske went 13-of-29 for 167 yards and two touchdowns.

Rhodes III caught five balls for 103 yards and three touchdowns for the Texans. Reels was the Rams top receiver with six catches for 106 yards and one touchdown.

Angelo State got off to a fast start to begin the game scoring in just 53 seconds on three plays. Washington threw a 15-yard pass to Alex Young to give the Rams an early 7-0 lead. Tarleton State responded with three unanswered touchdowns.

The Texan quarterback duo of Doyle and Fenske got on track after being forced two punts on the Texans first two drives of the game.

Fenske found Rhodes III on a 22-yard pass in the first quarter and then Doyle found Rhodes III again on a 29-yard pass to put Tarleton State up 14-7.

The Rams hot start was slowed down after the opening drive gaining only 56 yards on its next four drives. ASU was forced to punt on three of its next four drives and was stopped on fourth down in the other.

Jeken Frye put Tarleton State up 21-7 on a pass from Aaron Doyle before ASU's Washington cut the lead to 21-14 on a nine-yard touchdown run.

GAME 3 // SCORE BY QUARTERS	1	2	3	4	-	F
Tarleton State	7	14	0	17	-	38
Angelo State	7	7	6	14	-	34

SCORING SUMMARY

TEAM	QTR	TIME	SCORING PLAY	PLAYS-YARDSTOP
ASU	1st	14:07	Young 15-yard reception	3-54 :53
TSU	1st	3:27	Rhodes III 22-yard reception	11-95 4:22
TSU	2nd	14:21	Rhodes III 29-yard reception	1-29 :05
TSU	2nd	7:23	Frye 8-yard reception	12-68 5:04
ASU	2nd	1:37	Washington 9-yard run	7-61 2:52
ASU	3rd	2:36	Washington 17-yard run	5-39 2:22
TSU	4th	12:12	Barnes 45-yard field goal	8-32 2:39
TSU	4th	9:19	Doyle 1-yard run	4-40 1:24
ASU	4th	7:32	Reels 48-yard reception	4-75 1:47
ASU	4th	1:48	Smith 1-yard run	7-80 2:57
TSU	4th	:30	Rhodes III 35-yard reception	9-78 1:12

TEAM STATS

TEAM	TSU	ASU
FIRST DOWNS	22	23
NET YARDS RUSHING	134	252
Rushing Attempts	31	48
Average Per Rush	4.3	5.2
Rushing Touchdowns	1	3
Yards Gained Rushing	141	274
Yards Lost Rushing	7	22
NET YARDS PASSING	338	286
Completions-Attempts-Int	23-50-1	20-31-2
Average Per Attempt	6.8	9.2
Average Per Completion	14.7	14.3
Passing Touchdowns	4	2
TOTAL OFFENSE YARDS	472	538
Total offense plays	81	79
Average Gain Per Play	5.8	6.8
Fumbles: Number-Lost	0-0	1-1
Penalties: Number-Yards	8-107	6-56
PUNTS-YARDS	8-356	6-283
Average Yards Per Punt	44.5	47.2
Net Yards Per Punt	37.9	35.7
Inside 20	1	4
50+ Yards	1	3
Touchbacks	1	0
Fair catch	1	0
KICKOFFS-YARDS	7-439	6-365
Average Yards Per Kickoff	62.7	60.8
Net Yards Per Kickoff	35.0	40.7
Touchbacks	5	0
Punt returns: Number-Yards-TD	2-69-0	4-33-0
Average Per Return	34.5	8.2
Kickoff returns: Number-Yds-TD	6-121-0	2-69-0
Average Per Return	20.2	34.5
Interceptions: Number-Yds-TD	2-18-0	1-1-0
Fumble Returns: Number-Yds-TD	0-0-0	0-0-0
Miscellaneous Yards	0	0
Possession Time	27:14	32:46
Third-Down Conversions	9 of 20	7 of 17
Fourth-Down Conversions	0 of 0	0 of 1
Red-Zone Scores-Chances	3-4	4-6
Touchdowns	3-4	4-6
Field goals	0-4	0-6
Sacks By: Number-Yards	3-12	0-0
PAT Kicks	5-5	2-3
Field Goals	1-2	0-1

GAME 4

ANGELO STATE
No. 1 VALDOSTA STATE

3
37

BAZEMORE-HYDER STADIUM // VALDOSTA, GA
SEPT. 28, 2013 // ATTENDANCE: 3,806

VALDOSTA, Ga.– Angelo State had some early miscues and couldn't recover as No. 1 Valdosta State defeated the Rams 37-3 at Bazemore-Hyder Stadium on Saturday night in front of 3,806.

The Rams (1-2) opened the game taking three of its first drives into Valdosta State (3-0) territory before miscues. An interception, fumble, punt and missed field goal turned into a 17-0 lead for the Blazers midway through the second quarter.

Jermie Calhoun took the first play of the game three yards up the middle and a 15-yard facemask penalty provided the Rams an 18-yard gain. Joey Knight caught a pass from Kyle Washington for 14 yards to put the Rams at the Blazers 43-yard line.

Dominique Wheeler stepped in front of a third down pass and intercepted Washington at the VSU 39 yard line to stop the first drive.

The Blazers marched down the field to the Ram eight yard line but the defense responded. After a false start penalty, the Rams stopped Cedric O'Neal for a one-yard gain and forced an incompleton. VSU's Anthony Pistelli came out for a 25-yard field goal and missed it wide right.

Quinn Reels took the first play after the missed field goal down the sideline on a shovel pass 20-yards. Calhoun broke open up the middle and cut to the outside for a 38-yard gain after Talon Smith gained five yards on an end around. The next play Washington came around the right end and fumbled and VSU's Wheeler picked it up and raced 86 yards for a touchdown.

A quick three and out by ASU and Valdosta State used five plays to take a 14-0 lead on a Seantavious Jones six yard reception from Cayden Cochran.

Cochran threw for 255 yards on 25-of-38 yards passing and two touchdowns in the game.

The Rams tried to respond driving to Valdosta State's 13-yard line before Rhett Peterson missed on a 30-yard field goal.

Angelo State's defense would hold Valdosta State to two Anthony Pistelli field goals to end the first half down 20-0.

The Rams came out to open the third quarter and forced a three and out of Valdosta State's offense. The ASU offense grinded out a 14 play drive that ended with Peterson connecting on a 38-yard field goal to make it 20-3.

Valdosta State's defense tightened after the first drive of the second half only allowing 51 total yards the rest of the way.

Cochran would find Willie Downs for a on a 37-yard connection to push the Blazers advantage to 37-3 at the 6:47 mark of the third quarter. Pistelli added his third field goal of the game in the fourth quarter before Austin Scott scored on a 10-yard rush for the final score of 37-3.

ASU rushed for 204 yards of offense but only gained 294 yards of total offense. Valdosta State gained 495 yards of total offense.

Rush Seaver recorded 10 tackles while Ryan Clapsaddle grabbed his second interception of the season.

Calhoun led the Rams 97 yards on the ground. Washington went 14-of-23 for 90 yards and added 42 yards on the ground.

The Rams will face McMurry in Abilene next Saturday afternoon at 2 p.m. at Wilfred Moore Stadium.

GAME 4 // SCORE BY QUARTERS	1	2	3	4	-	F
Angelo State	0	0	3	0	-	3
No. 1 Valdosta State	14	6	7	10	-	37

SCORING SUMMARY

TEAM	QTR	TIME	SCORING PLAY	PLAYS-YARDSTOP
VSU	1st	8:25	Wheeler 86-yard fumble return	- - -
VSU	1st	3:50	Jones 6-yard reception	5-25 2:23
VSU	2nd	9:30	Pistelli 30-yard field goal	11-67 3:57
VSU	2nd	3:48	Pistelli 25-yard field goal	7-20 3:41
ASU	3rd	7:44	Peterson 38-yard field goal	14-64 6:01
VSU	3rd	6:42	Downs 37-yard reception	4-57 :53
VSU	4th	11:43	Pistelli 39-yard field goal	14-77 5:19
VSU	4th	3:59	Scott 10-yard run	5-67 2:00

TEAM STATS

TEAM	ASU	VCU
FIRST DOWNS	14	24
NET YARDS RUSHING	179	200
Rushing Attempts	35	34
Average Per Rush	5.1	5.9
Rushing Touchdowns	0	1
Yards Gained Rushing	185	223
Yards Lost Rushing	6	23
NET YARDS PASSING	115	255
Completions-Attempts-Int	16-25-1	25-38-1
Average Per Attempt	4.6	6.7
Average Per Completion	7.2	10.2
Passing Touchdowns	0	2
TOTAL OFFENSE YARDS	294	455
Total offense plays	60	72
Average Gain Per Play	4.9	6.3
Fumbles: Number-Lost	2-1	1-0
Penalties: Number-Yards	7-72	8-71
PUNTS-YARDS	7-310	2-111
Average Yards Per Punt	44.3	55.5
Net Yards Per Punt	35.0	53.5
Inside 20	2	1
50+ Yards	1	1
Touchbacks	0	0
Fair catch	0	0
KICKOFFS-YARDS	2-114	8-502
Average Yards Per Kickoff	57.0	62.8
Net Yards Per Kickoff	36.0	40.9
Touchbacks	0	1
Punt returns: Number-Yards-TD	1-4-0	3-65-0
Average Per Return	4.0	21.7
Kickoff returns: Number-Yds-TD	7-150-0	2-42-0
Average Per Return	21.4	21.0
Interceptions: Number-Yds-TD	1-5-0	1-5-0
Fumble Returns: Number-Yds-TD	0-0-0	1-86-1
Miscellaneous Yards	0	0
Possession Time	28:17	31:43
Third-Down Conversions	3 of 14	6 of 14
Fourth-Down Conversions	0 of 1	0 of 0
Red-Zone Scores-Chances	1-3	4-5
Touchdowns	0-3	2-5
Field goals	1-3	2-5
Sacks By: Number-Yards	2-11	1-1
PAT Kicks	0-0	4-4
Field Goals	1-2	3-4

GAME 5

**ANGELO STATE
MCMURRY**

**48
35**

**WILFORD MOORE STADIUM // ABILENE, TEXAS
OCT. 5, 2013 // ATTENDANCE: 3,042**

ABILENE, TEXAS – The Angelo State football team used a strong first half to defeat McMurry 48-35 on Saturday at Wilfred Moore Stadium in Abilene.

The Rams (2-3, 0-1) would again rack up the rushing yards with 322 yards on the ground and finish with 473 yards of total offense. The duo of Blake Smith and Jermie Calhoun hit career highs and both went over 100 yards for the second time this season.

The War Hawks (1-4) would outgain the Rams on offense with 483 yards of total offense but were held to 54 yards of offense from the 11:38 mark in the first quarter to the 12:34 mark in the third quarter.

The Rams (2-3, 0-1 LSC) offense and defense would wake up and score 41 unanswered points before the War Hawks would answer in the third quarter.

The Rams first drive of the game stalled at McMurry's 36 yard line but the defense responded. A quick three and out and ASU had the ball in McMurry 33 yard line after a 17 yard punt by the War Hawks. Kyle Washington ran it in nine plays later to tie the game. It is Washington's fifth rushing touchdown of the season.

The Ram defense stepped up again forcing its second straight three and out. ASU received good field position after McMurry's punt only travelled 17 yards and took over at the McM 33 yard line. Eight plays later Blake Smith scored on an eight yard run to give the Rams their first lead at 14-7.

Jermie Calhoun took a fourth and one handoff and scampered 35 yards for his first touchdown of the game but the extra point was missed to make it 20-7.

The Ram defense would respond again. On third and four at the McMurry seven yard line Rodriguez dropped back for a pass. Shannon broke on the route and picked off Rodriguez for the second time in the game and returned it 24 yards for a touchdown.

McMurry's offense would continue to be turned away. The War Hawks would only gain 31 yards in its final three drives of the first half.

The Rams used a little trickery on its final drive of the half. Angelo State had had good field position at the McMurry 33 yard line after Clayton Callicutt sacked Rodriguez on fourth down to force a turnover on downs.

With five seconds left in the half ASU lined up for a field goal at the seven yard line. The holder, Paul Mason, called for the snap picked it up and ran to his right. Mason looked back across the field and threw a pass back across the field to a wide open Callicutt for a seven yard touchdown for a 34-7 halftime advantage. It is the first career touchdown for Callicutt.

The Rams continued its roll on the first drive of the third quarter. A combo of Washington and Smith highlighted by a 37 yard rush by Smith set up a first and 10 at the McMurry 11 yard line. Washington threw a fade and Alex Young brought in his second touchdown of the season.

Washington finished the day 16-of-24 for 144 and one touchdown in the air. He ran for 46 yards and one touchdown as well.

McMurry would respond scoring 21 points in the third quarter alone including two on one yard drives. The first score came on a 72 yard run by Paxton Grayer.

GAME 5 // SCORE BY QUARTERS	1	2	3	4	-	F
Angelo State	7	27	14	0	-	48
McMurry	7	0	21	7	-	35

SCORING SUMMARY		SCORING PLAY		PLAYS-YARDSTOP	
TEAM	QTR TIME				
MCM	1st 11:38	Livingston 5-yard reception	11-75	3:22	
ASU	1st 3:22	Washington 5-yard run	9-33	4:16	
ASU	2nd 14:21	Smith 8-yard run	8-44	3:10	
ASU	2nd 11:56	Clahoun 35-yard run	4-44	1:22	
ASU	2nd 7:53	Shannon 24-yard interception	-	-	
ASU	2nd :00	Callicutt 7-yard reception	6-33	1:05	
ASU	3rd 12:54	Young 11-yard reception	5-75	2:06	
MCM	3rd 12:34	Grayer 72-yard run	1-72	:13	
MCM	3rd 10:26	Smith 80-yard reception	1-80	:14	
ASU	3rd 4:59	Smith 1-yard run	7-54	2:23	
MCM	3rd :07	Livingston 4-yard run	11-98	2:24	
MCM	4th 5:13	McCoy 18-yard reception	7-65	1:55	

TEAM STATS	ASU	MCM
FIRST DOWNS	26	24
NET YARDS RUSHING	307	211
Rushing Attempts	64	35
Average Per Rush	4.8	6.0
Rushing Touchdowns	4	1
Yards Gained Rushing	333	264
Yards Lost Rushing	26	53
NET YARDS PASSING	166	257
Completions-Attempts-Int	19-27-0	22-46-2
Average Per Attempt	6.1	5.6
Average Per Completion	8.7	11.7
Passing Touchdowns	2	4
TOTAL OFFENSE YARDS	473	468
Total offense plays	91	81
Average Gain Per Play	5.2	5.8
Fumbles: Number-Lost	2-1	1-1
Penalties: Number-Yards	11-110	9-81
PUNTS-YARDS	7-251	5-169
Average Yards Per Punt	35.9	33.8
Net Yards Per Punt	34.4	30.6
Inside 20	5	0
50+ Yards	1	0
Touchbacks	0	0
Fair catch	1	0
KICKOFFS-YARDS	7-425	6-315
Average Yards Per Kickoff	60.7	52.5
Net Yards Per Kickoff	40.4	29.0
Touchbacks	1	1
Punt returns: Number-Yards-TD	4-16-0	3-10-0
Average Per Return	4.0	3.3
Kickoff returns: Number-Yds-TD	4-116-0	6-117-0
Average Per Return	29.0	19.5
Interceptions: Number-Yds-TD	2-24-1	0-0-0
Fumble Returns: Number-Yds-TD	0-0-0	0-0-0
Miscellaneous Yards	0	0
Possession Time	37:34	22:26
Third-Down Conversions	3 of 18	2 of 14
Fourth-Down Conversions	4 of 5	1 of 5
Red-Zone Scores-Chances	5-8	3-3
Touchdowns	5-8	3-3
Field goals	0-8	0-3
Sacks By: Number-Yards	4-32	1-9
PAT Kicks	6-7	5-5
Field Goals	0-1	0-0

GAME 6

**EASTERN NEW MEXICO
ANGELO STATE**

**29
28**

**SAN ANGELO STADIUM // SAN ANGELO, TEXAS
OCT. 12, 2013 // ATTENDANCE: 5,034**

SAN ANGELO - The Angelo State football team let a 28 point lead slip away in the second half as Eastern New Mexico defeated the Rams 29-28 at San Angelo Stadium on Saturday night.

Eastern New Mexico (2-3, 1-1 LSC) scored with 5:18 to play on a Christian Long 17 yard run and setup for the PAT to tie the game. Jacob Johnson took the snap and rushed around the left end to put the Greyhounds up 29-28 to play.

The Rams (2-4, 0-2 LSC) would take the ensuing drive 62 yards and setup for a 30-yard field goal. Rhett Peterson's attempt would be blocked and ENMU would run the clock out for the victory.

Angelo State got out to a quick start scoring on its first two drives of the game and putting up 28 points in the first half. The Greyhounds responded with 29 straight points with 21 coming in the second half. ENMU gained 214 yards of total offense in the second half while limiting ASU to 136 yards.

Kyle Washington and the Rams would take the opening kickoff 65 yards in eight plays with Washington scoring on a 40 yard rush. He went three-for-four passing and rushed for 44 yards on the drive to put ASU up 7-0.

The Ram defense stopped ENMU's first drive of the game and gave the ball back at the ASU 31. Washington again went to work completing seven of eight passes including a 12 yard touchdown pass to Brett Rasberry to put the Rams up 14-0.

For the second-straight week ASU would score a defensive touchdown. Eastern New Mexico would have the ball on the Greyhound eight yard line and Johnson tried to gain ground. Matthew Gholston forced a fumble and Clayton Callicutt picked up and walked into the end zone to put the Rams up 21-0 still in the first quarter.

After Callicutt recovered his second fumble of the game in ENMU territory it took the Ram offense just two plays to score. Jermie Calhoun scored from 21 yards out to give ASU a 28-0 advantage.

The tide started to turn for ENMU after the Greyhounds were forced to punt. The punt would hit an ASU player and Marcus Ingelmon would pick up the live ball and score. The Greyhounds would try for two but would throw an incomplete pass to make it 28-6 at halftime.

The Rams would gain 225 yards of total offense with 124 coming on the ground and 101 through the air. Eastern New Mexico was held to only 107 yards in the first half.

The Greyhounds came out of the locker room and scored on their first two drives of the second half. Jeremy Buurma would throw two touchdown passes to Jordan Wells to make it 28-18 with 7:22 to play in the third quarter.

Angelo State would try to respond in the fourth quarter going for it on fourth down at the ENMU 29 but were stopped.

The Greyhounds drove 59 yards in 12 plays with Mitchell Cox kicking a 28 yard field goal to cut ASU's lead to 28-21.

ASU took the drive but a costly fumble during an exchange between Washington and Calhoun would give the Greyhounds the ball. The fumble would lead to the game winning touchdown drive.

Washington finished the game throwing 18-of-29 for 155 yard with a touchdown and added 87 yards and a touchdown on the ground.

GAME 6 // SCORE BY QUARTERS	1	2	3	4	-	F
Eastern New Mexico	0	6	12	11	-	29
Angelo State	21	7	0	0	-	28

TEAM	QTR	TIME	SCORING PLAY	PLAYS-YARDSTOP
ASU	1st	12:00	Washington 40-yard run	8-65 3:00
ASU	1st	2:23	Rasberry 12-yard reception	11-69 6:10
ASU	1st	:48	Callicutt 0-yard fumble recovery	- -
ASU	2nd	3:42	Calhoun 21-yard run	2-13 :41
ENMU	2nd	1:24	Ingelmon 0-yard fumble recovery	- -
ENMU	3rd	11:58	Wells 25-yard reception	8-75 3:02
ENMU	3rd	7:27	Wells 33-yard reception	6-64 2:36
ENMU	4th	9:23	Cox 28-yard field goal	12-59 5:03
ENMU	4th	5:18	Long 17-yard run	6-43 2:35

TEAM STATS	ENMU	ASU
FIRST DOWNS	23	19
NET YARDS RUSHING	164	210
Rushing Attempts	56	37
Average Per Rush	2.9	5.7
Rushing Touchdowns	1	2
Yards Gained Rushing	187	216
Yards Lost Rushing	23	6
NET YARDS PASSING	157	153
Completions-Attempts-Int	10-17-1	19-30-0
Average Per Attempt	9.2	5.1
Average Per Completion	15.7	8.1
Passing Touchdowns	2	1
TOTAL OFFENSE YARDS	321	363
Total offense plays	73	67
Average Gain Per Play	4.4	5.4
Fumbles: Number-Lost	3-3	4-3
Penalties: Number-Yards	9-67	13-152
PUNTS-YARDS	4-148	3-148
Average Yards Per Punt	37.0	49.3
Net Yards Per Punt	28.8	49.3
Inside 20	1	2
50+ Yards	0	1
Touchbacks	1	0
Fair catch	0	2
KICKOFFS-YARDS	6-357	5-293
Average Yards Per Kickoff	59.5	58.6
Net Yards Per Kickoff	45.8	40.0
Touchbacks	2	1
Punt returns: Number-Yards-TD	0-0-0	3-13-0
Average Per Return	0.0	4.3
Kickoff returns: Number-Yds-TD	4-68-0	2-32-0
Average Per Return	17.0	16.0
Interceptions: Number-Yds-TD	0-0-0	1-0-0
Fumble Returns: Number-Yds-TD	0-0-1	0-0-1
Miscellaneous Yards	0	-17
Possession Time	32:02	27:58
Third-Down Conversions	6 of 14	6 of 13
Fourth-Down Conversions	1 of 1	1 of 3
Red-Zone Scores-Chances	2-3	2-3
Touchdowns	1-3	2-3
Field goals	1-3	0-3
Sacks By: Number-Yards	0-0	2-1
PAT Kicks	0-0	4-4
Field Goals	1-1	0-1

GAME 7

ANGELO STATE **28**
No. 12 WEST TEXAS A&M **35**

KIMBROUGH STADIUM // CANYON, TEXAS
OCT. 19, 2013 // ATTENDANCE: 5,487

CANYON, TEXAS – Angelo State drove inside No. 12/17 West Texas 20 yard line with under a minute to go but the Rams fell just short losing 34-30 in Canyon on Saturday night.
 The Rams (2-5, 0-3 LSC) was forced to drive the field after West Texas A&M (6-1, 3-1 LSC) took a 34-30 lead with 1:51 to go in the fourth quarter on a 15-yard touchdown pass from Dustin Vaughan to Aaron Harris.
 Kyle Washington drove the Rams 66 yards down the length of the field to the ASU nin10-yard line but unlike the end of the first half ASU couldn't punch it in. Two incomplete passes and a rush of one yard by Jermie Calhoun setup a fourth down. Washington lofted a pass to Talon Smith but it fell incomplete.
 Washington threw for a career high 298 passing yards and a touchdown on 22-of-37 passing and added 106 yards on the ground with another touchdown.
 The two teams traded scores on the first drives of the game. WT started with a five play 75 yard drive while ASU answered with a seven play 93 yard drive to tie the game.
 WT's Sergio Castillo kicked a 47-yard field goal and Reid Layton booted a 22-yard field goal to keep the knotted at 10.
 ASU went down 12-10 after Jermie Calhoun was stopped in the end zone by WT's Ethan Westbrook. The Buffs would receive the punt but Ryan Clapsaddle made a play.
 Clapsaddle intercepted Vaughan and returned it to the WT 32-yard line. The interception led to a 17 yard Blake Smith touchdown run and a 16-12 advantage. Smith finished the night with 89 yards and two touchdowns.
 ASU took a 23-9 lead at halftime after Washington hit Joey Knight on a 25-yard strike right before the end of the first half.
 The Rams extended their halftime lead to 30-19 on a Smith two-yard touchdown but would be held to 11 yards on its next three drives. WT would score two touchdowns and a field goal all in the fourth quarter including the go ahead touchdown.
 Knight led the Rams with 106 yards receiving and nine catches with Quinn Reels chipping in five catches for 96 yards.
 Rush Seaver led the defense with 10 tackles, a forced fumble and a fumble recovery.
 It is the third game this season the Rams have played in that the game was decided in the final minute of the game.
 ASU will return home to face Midwestern State at 6 p.m. at San Angelo Stadium.

GAME 7 // SCORE BY QUARTERS	1	2	3	4	-	F
Angelo State	7	16	7	0	-	30
No. 12 West Texas A&M	7	12	0	15	-	34

SCORING SUMMARY		SCORING PLAY	PLAYS-YARDSTOP
TEAM	QTR	TIME	
WTAMU	1st	13:49	Allen 46-yard reception 5-75 1:11
ASU	1st	11:06	Washington 43-yard run 7-93 2:35
WTAMU	2nd	14:46	Castillo 47-yard field goal 9-50 2:21
ASU	2nd	11:13	Layton 22-yard field goal 9-71 3:33
WTAMU	2nd	8:34	Westbrooks safety - - -
ASU	2nd	6:39	Smith 17-yard run 4-32 1:36
WTAMU	2nd	1:17	Allen 9-yard reception 9-86 1:54
ASU	2nd	:14	Knight 25-yard reception 9-75 1:03
ASU	3rd	3:02	Smith 2-yard run 11-51 3:49
WTAMU	4th	11:53	Castillo 39-yard field goal 10-51 2:53
WTAMU	4th	7:13	Jackson 19-yard reception 9-72 2:37
WTAMU	4th	1:51	Harris 15-yard reception 9-72 3:08

TEAM STATS	MSU	ASU
FIRST DOWNS	27	25
NET YARDS RUSHING	256	48
Rushing Attempts	53	23
Average Per Rush	4.8	2.1
Rushing Touchdowns	3	0
Yards Gained Rushing	276	74
Yards Lost Rushing	20	26
NET YARDS PASSING	298	471
Completions-Attempts-Int	22-37-0	32-58-1
Average Per Attempt	8.1	8.1
Average Per Completion	13.5	14.7
Passing Touchdowns	1	4
TOTAL OFFENSE YARDS	554	519
Total offense plays	90	81
Average Gain Per Play	6.2	6.4
Fumbles: Number-Lost	2-2	1-1
Penalties: Number-Yards	3-20	6-50
PUNTS-YARDS	5-186	5-200
Average Yards Per Punt	37.2	40.0
Net Yards Per Punt	35.8	26.8
Inside 20	2	0
50+ Yards	1	0
Touchbacks	0	2
Fair catch	2	0
KICKOFFS-YARDS	7-408	7-453
Average Yards Per Kickoff	58.3	64.7
Net Yards Per Kickoff	28.9	44.3
Touchbacks	1	4
Punt returns: Number-Yards-TD	3-26-0	1-7-0
Average Per Return	8.7	7.0
Kickoff returns: Number-Yds-TD	3-43-0	6-181-0
Average Per Return	14.3	30.2
Interceptions: Number-Yds-TD	1-20-0	0-0-0
Fumble Returns: Number-Yds-TD	0-0-0	0-0-0
Miscellaneous Yards	0	0
Possession Time	35:41	24:19
Third-Down Conversions	10 of 19	6 of 14
Fourth-Down Conversions	1 of 2	0 of 1
Red-Zone Scores-Chances	3-5	3-4
Touchdowns	2-5	3-4
Field goals	1-5	0-4
Sacks By: Number-Yards	2-17	1-1
PAT Kicks	3-4	2-2
Field Goals	1-2	2-2

GAME 8

No. 18 MIDWESTERN STATE **49**
ANGELO STATE **43**

SAN ANGELO STADIUM // SAN ANGELO, TEXAS
OCT. 26, 2013 // ATTENDANCE: 4,687

SAN ANGELO – No. 18 Midwestern State held off a late charge by Angelo State to defeat the Rams 49-43 at San Angelo Stadium on Saturday night.
 The Rams (2-6, 0-4 LSC) outgained the Mustangs (6-1, 4-1 LSC) 562-285 in total yards including only 175 yards on the ground but gave up three turnovers that turned into 21 points for Midwestern State. The Mustangs had averaged a LSC tops 296.0 yards per game on the ground.
 ASU's Kyle Washington would rush for a career high 185 yards on 16 carries and score a touchdown and throw for 280 yards and three touchdowns to lead the Rams. MSU's Jake Glover would account for five touchdowns with three in the air and two on the ground.
 ASU started the game driving 75 yards in 14 plays and capped it off with a Blake Smith one-yard touchdown run. After the Rams were forced to punt the defense stepped up.
 Dominique McCoy intercepted Jake Glover and Kyle Washington hit Anthony Yancy on a 31-yard strike to make it 14-0 ASU with 5:31 to go in the first quarter.
 Midwestern State responded with a 56 yard drive on two plays with a Keidrick Jackson 52-yard rush. The Mustang defense helped on the ensuing drive as Washington was picked off by Neiko Conway. Glover hit Joe Sanders for 15 yards to tie the game at 14.
 The Rams were forced to punt and Midwestern State's Glover threw his second touchdown of the game for a 21-14 advantage. ASU drove down to the Midwestern State two-yard line and was looking to tie the game but a Smith fumble would be returned 90 yards by Taiyon Jackson for a touchdown.
 Angelo State would kick a Reid Layton 23-yard field goal to cut the lead 28-17 before the half.
 After halftime MSU would extend its lead to 42-17 with a passing and rushing touchdown by Glover. Quinn Reels would spark the ASU comeback with a 100-yard touchdown kick-off return to cut MSU's lead to 42-23.
 Midwestern State had a crucial third down and the ASU defense forced an incomplete throw but the Rams were called for roughing the passer. The Mustangs would score on a Glover nine-yard run to make it 49-23.
 The Rams offense would hit its stride after the touchdown. Washington would rush for seven yards and complete three-straight passes including a 28-yard pass to Joey Knight for a touchdown. The two-point conversion failed with MSU still up 49-29.
 Midwestern State was forced into a three-and-out and the Ram offense again continued to roll. Washington would go 4-0-6 on the drive and hit Reels for a seven-yard touchdown to cut the deficit to 13 with 5:36 to go.
 Another three and out by the Ram defense gave the ball back to ASU. Nine plays and 75 yards later Washington scored his fourth touchdown of the night on a two-yard run to bring the score to 49-43.
 The Mustangs would recover the Rhett Peterson inside kick and run the clock out to hold on to a 49-43 win.
 The Rams will hit the road next Saturday to face Texas A&M-Commerce at 2 p.m.

GAME 8 // SCORE BY QUARTERS	1	2	3	4	-	F
No. 18 Midwestern State	14	14	14	7	-	49
Angelo State	14	3	6	20	-	43

TEAM	QTR	TIME	SCORING PLAY	PLAYS-YARDSTOP
ASU	1st	11:10	Smith 1-yard run	8-75 3:50
ASU	1st	5:31	Yancy 31-yard reception	1:31 :05
MSU	1st	4:37	Jackson 52-yard reception	2-56 :43
MSU	1st	2:02	Sanders 15-yard reception	2-14 :21
MSU	2nd	12:24	Moore 25-yard reception	8-58 3:21
MSU	2nd	7:51	Jackson 90-yard fumble recovery	- - -
ASU	2nd	3:29	Layton 23-yard field goal	11-76 4:17
MSU	3rd	11:14	Sanders 13-yard reception	8-65 3:46
MSU	3rd	1:42	Glover 6-yard run	3-4 1:18
ASU	3rd	1:29	Reels 100-yard kickoff return	- - -
MSU	4th	10:58	Glover 9-yard run	7-39 3:11
ASU	4th	9:30	Knight 28-yard reception	4-62 1:20
ASU	4th	5:36	Reels 7-yard reception	7-50 1:54
ASU	4th	1:25	Washington 2-yard run	9-75 2:14

TEAM STATS	ASU	TAMUC
FIRST DOWNS	15	30
NET YARDS RUSHING	175	282
Rushing Attempts	44	47
Average Per Rush	4.0	6.0
Rushing Touchdowns	3	2
Yards Gained Rushing	205	326
Yards Lost Rushing	30	44
NET YARDS PASSING	110	280
Completions-Attempts-Int	7-15-1	24-38-1
Average Per Attempt	7.3	7.4
Average Per Completion	15.7	11.7
Passing Touchdowns	3	3
TOTAL OFFENSE YARDS	285	562
Total offense plays	59	85
Average Gain Per Play	4.8	6.6
Fumbles: Number-Lost	0-0	3-2
Penalties: Number-Yards	5-34	5-57
PUNTS-YARDS	6-270	3-125
Average Yards Per Punt	45.0	41.7
Net Yards Per Punt	39.3	33.3
Inside 20	1	1
50+ Yards	1	1
Touchbacks	0	1
Fair catch	3	0
KICKOFFS-YARDS	8-504	8-421
Average Yards Per Kickoff	63.0	52.6
Net Yards Per Kickoff	29.5	36.1
Touchbacks	4	1
Punt returns: Number-Yards-TD	1-5-0	3-34-0
Average Per Return	5.0	11.3
Kickoff returns: Number-Yds-TD	4-107-0	4-168-1
Average Per Return	26.8	42.0
Interceptions: Number-Yds-TD	1-38-0	1-8-0
Fumble Returns: Number-Yds-TD	1-90-1	0-0-0
Miscellaneous Yards	0	0
Possession Time	27:27	32:33
Third-Down Conversions	5 of 12	7 of 14
Fourth-Down Conversions	0 of 0	0 of 2
Red-Zone Scores-Chances	4-4	4-6
Touchdowns	4-4	3-6
Field goals	0-4	1-6
Sacks By: Number-Yards	2-10	0-0
PAT Kicks	7-7	4-5
Field Goals	0-0	1-1

GAME 9

ANGELO STATE
TEXAS A&M-COMMERCE

25
20

MEMORIAL STADIUM // COMMERCE, TEXAS
NOV. 2, 2013 // ATTENDANCE: 7,195

COMMERCE, TEXAS – Angelo State's Blair Smith intercepted Texas A&M-Commerce quarterback Harrison Stewart with 58 seconds left in the game to preserve a 25-20 Ram victory in Commerce on Saturday.

The Rams (3-6, 1-4 LSC) were leading 19-14 late in the fourth quarter until Texas A&M-Commerce (6-3, 2-3 LSC) scored on a Vernon Johnson touchdown reception with 4:09 to play in the fourth quarter.

After the two teams traded three and outs, the Rams took over with 4:23 to go on the Lions 45 yard line. Kyle Washington, who threw for 143 yard and rushed for 116 yards, hit Joey Knight for 18 yards on a fourth and six to keep the drive alive.

Three plays later Jermie Calhoun ran around the right corner for his second touchdown of the day and a 25-20 cushion.

The Ram defense that held the Lion offense to 289 yards of total offense and sacked Stewart 10 times had to make one last stop.

Two incomplete passes and a rush up the middle brought up a fourth and seven. Stewart dropped back but was intercepted by Smith.

The Ram defense held a talented Lion offense to 289 yards of total offense including only 29 yards on the ground. The 10 sacks, three by Matthew Gholston and Rush Seaver, is the most by a Ram defense since 12 in 2000 against Texas A&M-Kingsville.

Johnson scored all three of the Lions touchdowns and finished the day with 165 yards on eight catches.

Texas A&M-Commerce came out in the first quarter and hit a hitch to Johnson on the second play of the drive. Johnson made a move and streaked 54 yards down the sideline for a touchdown.

Washington led the Rams back out on the field after a punt by each team. The sophomore quarterback ran the ball for 22 yards and 18 yards to put the ball inside the Lion 20-yard line. It is the fourth time this season that Washington has rushed for 100 yards or more.

Blake Smith carried it 11 yards to the one before Calhoun punched in his first touchdown of the game to tie the game at seven.

The third Texas A&M-Commerce punt of the first half only travelled 25 yards in the wind and gave the Rams the ball at their own 47 yard line. ASU forced the Lions to punt the ball eight times in the game.

Xavier Traylor caught a pass over the middle and held on after a big hit. Texas A&M-Commerce was flagged for targeting on the play and it put the ball at the Lions 18 yard line. Traylor finished the drive by catching a seven-yard touchdown pass from Washington to put ASU on top 13-7.

The Rams defensive takeaway streak continued with a recovered fumble by Seaver with 1:41 to go in the second quarter. The Ram offense took the good field position and would take a 19-7 lead on a Washington pass across the field to Alex Young for an 18-yard touchdown pass.

The Lions would close the gap with the Rams on a Stewart to Johnson 65-yard pass to cut the lead to 19-14 before taking the lead on Johnson's third touchdown reception.

It is the fifth game this season the Rams have played that has been decided by less than a touchdown.

The Rams outgained the Lions 337-289 overall and grinded out 194 yards on the ground. It is only the second time this season ASU has been held under 200 rushing yards as a team.

GAME 9 // SCORE BY QUARTERS	1	2	3	4	-	F
Angelo State	7	12	0	6	-	25
Texas A&M-Commerce	7	0	0	13	-	20

SCORING SUMMARY			SCORING PLAY		PLAYS-YARDSTOP	
TEAM	QTR	TIME				
TAMUC	1st	11:03	Johnson 54-yard reception	2-53	:54	
ASU	1st	6:17	Calhoun 1-yard run	5-51	2:22	
ASU	2nd	13:20	Traylor 7-yard reception	6-53	2:04	
ASU	2nd	:34	Young 18-yard reception	3-18	:41	
TAMUC	4th	12:36	Johnson 65-yard reception	5-93	1:24	
TAMUC	4th	7:17	Johnson 4-yard reception	10-57	4:09	
ASU	4th	1:30	Calhoun 11-yard run	7-45	2:53	

TEAM STATS		TAMUC	ASU
FIRST DOWNS		19	18
NET YARDS RUSHING		194	29
Rushing Attempts		44	36
Average Per Rush		4.4	0.8
Rushing Touchdowns		2	0
Yards Gained Rushing		229	109
Yards Lost Rushing		35	80
NET YARDS PASSING		143	260
Completions-Attempts-Int		14-24-1	20-38-1
Average Per Attempt		6.0	6.8
Average Per Completion		10.2	13.0
Passing Touchdowns		2	3
TOTAL OFFENSE YARDS		337	289
Total offense plays		68	74
Average Gain Per Play		5.0	3.9
Fumbles: Number-Lost		1-0	3-1
Penalties: Number-Yards		8-94	12-110
PUNTS-YARDS		8-341	9-310
Average Yards Per Punt		42.6	34.4
Net Yards Per Punt		33.5	30.0
Inside 20		2	2
50+ Yards		4	2
Touchbacks		2	2
Fair catch		1	6
KICKOFFS-YARDS		5-275	4-172
Average Yards Per Kickoff		55.0	43.0
Net Yards Per Kickoff		41.6	34.2
Touchbacks		1	1
Punt returns: Number-Yards-TD		0-0-0	1-33-0
Average Per Return		0.0	33.0
Kickoff returns: Number-Yds-TD		2-10-0	3-42-0
Average Per Return		5.0	14.0
Interceptions: Number-Yds-TD		1-0-0	1-0-0
Fumble Returns: Number-Yds-TD		0-0-0	0-0-0
Miscellaneous Yards		0	0
Possession Time		30:38	29:22
Third-Down Conversions		3 of 14	2 of 15
Fourth-Down Conversions		1 of 3	2 of 4
Red-Zone Scores-Chances		4-4	1-2
Touchdowns		4-4	1-2
Field goals		0-4	0-2
Sacks By: Number-Yards		11-71	2-8
PAT Kicks		1-2	2-2
Field Goals		0-0	0-0

GAME 10

TEXAS A&M-KINGSVILLE
ANGELO STATE

28
49

SAN ANGELO STADIUM // SAN ANGELO, TEXAS
NOV. 9, 2013 // ATTENDANCE: 4,733

SAN ANGELO – Kyle Washington accounted for five touchdowns, including a career high four passing touchdowns, to lead Angelo State to a 49-28 victory over Texas A&M-Kingsville on Saturday at San Angelo Stadium.

The Rams (4-6, 2-4 LSC) beat Texas A&M-Kingsville (2-7, 0-6 LSC) for the first time since 2006. ASU outgained the Javelinas 442-388 with 232 yards coming on the ground.

TAMU-Kingsville would score on the opening drive of the game going 70 yards in seven play scoring on a Robert Armstrong two yard rush.

After the two teams traded punts, the Rams would find their offense. Jermie Calhoun broke a 21-yard run down the sideline and one play later Washington hit Quinn Reels for a 17-yard touchdown pass to tie the game at seven.

Washington would find Reels again in the middle of the second quarter this time on a 20-yard pass to give ASU a 14-7 advantage that would hold until halftime.

The Rams punted on their first possession of the second half but the defense would force its second turnover of the game.

Texas A&M-Kingsville's Caleb Bedford tried to throw a ball to the flats and Jonathan Family stepped in front for the interception and returned it 21-yards for a touchdown. The Ram defense forced three interceptions on the night and it is the 18th straight game to force a turnover.

The Javelinas responded two drives later with an Armstrong five yard touchdown reception from Bedford to bring Texas A&M-Kingsville to within seven at 21-14.

ASU took the ensuing drive and covered 68 yards in 10 plays with Washington throwing his third touchdown of the day. The receiver this time was Talon Smith on a five-yard pass to go up 28-14.

The Rams would extend their lead in the fourth quarter by scoring on three straight drives. Washington would take the ball up the field 45-yards for his only rushing touchdown and threw a career high fourth passing touchdown on a 45 yard strike to Anthony Yancy.

Backup quarterback Cameron Waites led the Rams on their final scoring drive hitting James Hurd on a 30 yard pass before taking it in from 10 yards out for a touchdown.

The Javelinas would score twice in the final three minutes.

Washington finished the night with 136 yards rushing on 15 carries and threw the ball for 180 yards on 15-of-25 passing.

Jarred Ross and Nekechie Miller grabbed the Rams other two interceptions and Rush Seaver led all tacklers with 13 total tackles.

It was the final home game for Angelo State seniors Joey Knight, Joey Searcy II, Ross, Miller, Courtney Moore, Kyle Patterson, Anthony Lewis, Isi Cocker, Alex Young, Jared Beebe, Reels, Jermie Calhoun and Excelle Osborne.

GAME 10 // SCORE BY QUARTERS	1	2	3	4	-	F
Texas A&M-Kingsville	7	0	7	14	-	28
Angelo State	7	7	14	21	-	49

SCORING SUMMARY			SCORING PLAY		PLAYS-YARDSTOP	
TEAM	QTR	TIME				
TAMUC	1st	12:18	Armstrong 2-yard run	7-70	2:42	
ASU	1st	2:14	Reels 17-yard reception	6-57	3:09	
ASU	2nd	6:31	Reels 20-yard reception	12-83	5:29	
ASU	3rd	12:53	Family 21-yard interception	7-21	-	
TAMUC	3rd	6:51	Armstrong 5-yard reception	8-60	3:21	
ASU	3rd	3:55	Smith 5-yard reception	10-68	2:50	
ASU	4th	9:51	Washington 45-yard run	2-57	:30	
ASU	4th	6:48	Yancy 45-yard reception	5-62	2:03	
TAMUC	4th	2:59	Armstrong 18-yard reception	10-72	3:44	
ASU	4th	2:07	Waites 10-yard run	3-44	:52	
TAMUC	4th	:31	Armstrong 2-yard reception	8-83	1:30	

TEAM STATS		ASU	UIW
FIRST DOWNS		26	21
NET YARDS RUSHING		45	232
Rushing Attempts		36	45
Average Per Rush		1.2	5.2
Rushing Touchdowns		1	2
Yards Gained Rushing		109	261
Yards Lost Rushing		64	29
NET YARDS PASSING		343	210
Completions-Attempts-Int		24-52-3	16-26-0
Average Per Attempt		6.6	8.1
Average Per Completion		14.3	13.1
Passing Touchdowns		3	4
TOTAL OFFENSE YARDS		388	442
Total offense plays		88	71
Average Gain Per Play		4.4	6.2
Fumbles: Number-Lost		0-0	1-0
Penalties: Number-Yards		7-46	10-97
PUNTS-YARDS		5-193	6-243
Average Yards Per Punt		38.6	40.5
Net Yards Per Punt		38.6	40.5
Inside 20		2	1
50+ Yards		0	1
Touchbacks		0	0
Fair catch		3	1
KICKOFFS-YARDS		5-193	8-457
Average Yards Per Kickoff		38.6	57.1
Net Yards Per Kickoff		25.6	37.2
Touchbacks		0	0
Punt returns: Number-Yards-TD		0-0-0	0-0-0
Average Per Return		0.0	0.0
Kickoff returns: Number-Yds-TD		8-159-0	5-65-0
Average Per Return		19.9	13.0
Interceptions: Number-Yds-TD		0-0-0	3-21-1
Fumble Returns: Number-Yds-TD		0-0-0	0-0-0
Miscellaneous Yards		0	31
Possession Time		30:46	29:14
Third-Down Conversions		7 of 18	9 of 16
Fourth-Down Conversions		0 of 1	0 of 1
Red-Zone Scores-Chances		4-4	4-4
Touchdowns		4-4	4-4
Field goals		0-4	0-4
Sacks By: Number-Yards		2-7	6-41
PAT Kicks		4-4	7-7
Field Goals		0-2	0-0

GAME 11

**ANGELO STATE
INCARNATE WORD**

**7
0**

**BENSON STADIUM // SAN ANTONIO, TEXAS
NOV. 16, 2013 // ATTENDANCE: 4,122**

SAN ANTONIO – The Angelo State football team shutout Incarnate Word 7-0 at Gayle & Tom Benson Field in San Antonio on Saturday afternoon to finish the season on a three-game winning streak.

The Rams (5-6, 2-4 LSC) held the Cardinals (6-5), who were averaging 373 yards of offense per game, to 228 yards of total offense. The two teams were held scoreless through the first half. The Rams threatened to score in the first quarter but turned it over on downs.

The Rams took the lead late in the third quarter after the Ram defense forced one of Incarnate Word's eight punts. The ball sat at ASU's 15 yard line and on the first play of the drive Quinn Reels went in motion and Kyle Washington tossed a shovel pass. Reels weaved his way 85 yards for the game's only touchdown. The 85-yard touchdown was the longest play of the season for the Rams.

The Cardinals had a chance to tie the game with the ball back and 2:11 left on the clock. UIW drove down to the ASU 15-yard line. On third down and seven UIW quarterback Trent Brittain was sacked by Clayton Callicutt. After a timeout, Incarnate Word threw an incomplete pass to turn the ball over on downs.

The Ram defense forced two turnovers with interceptions by Jarred Ross and Rush Seaver. The 228 yards of total offense that ASU held the Cardinals to is the lowest of the season.

Washington finished the day 12-of-26 in the air and 182 passing yards. The sophomore quarterback also rushed for 110 yards on 17 carries and eclipsed the 100-yard mark for the for the fifth-straight game.

The Humble native finished the season with 1,102 rushing yards and 2,073 passing yards while also breaking Josh Neiswander's total offensive yards in a single season with 3,175 yards of total offense.

He is the first ASU quarterback to throw for 2,000 yards and rush for 1,000 yards in a single season.

Reels led the Rams with two catches for 105 yards. Ryan Clapsaddle, Callicutt and Jonathan Family led the team with eight tackles each.

ASU racked up 442 yards of total offense including 260 on the ground. The 442 yards of total offense gives the Rams an average of 457.9 yards per game during the season which breaks the ASU season record for total offense yards averaged per game.

It is the first time since 1987 that the Rams have finished the season on a three-game winning streak and the first shutout for ASU since defeating Central Oklahoma 20-0 in 2011.

GAME 11 // SCORE BY QUARTERS	1	2	3	4	-	F
Angelo State	0	0	7	0	-	7
Incarnate Word	0	0	0	0	-	0

SCORING SUMMARY

TEAM	QTR	TIME	SCORING PLAY	PLAYS-YARDSTOP
ASU	3rd	4:40	Reels 85-yard reception	1-85 :13

TEAM STATS	ASU	TSU
FIRST DOWNS	21	17
NET YARDS RUSHING	260	117
Rushing Attempts	47	36
Average Per Rush	5.5	3.2
Rushing Touchdowns	0	0
Yards Gained Rushing	289	159
Yards Lost Rushing	29	42
NET YARDS PASSING	182	111
Completions-Attempts-Int	12-26-1	17-37-2
Average Per Attempt	7.0	3.0
Average Per Completion	15.2	6.5
Passing Touchdowns	1	0
TOTAL OFFENSE YARDS	442	228
Total offense plays	73	73
Average Gain Per Play	6.1	3.1
Fumbles: Number-Lost	1-1	1-0
Penalties: Number-Yards	5-45	2-20
PUNTS-YARDS	7-257	8-362
Average Yards Per Punt	36.7	45.2
Net Yards Per Punt	33.3	43.0
Inside 20	4	4
50+ Yards	1	2
Touchbacks	1	1
Fair catch	2	3
KICKOFFS-YARDS	2-100	1-62
Average Yards Per Kickoff	50.0	62.0
Net Yards Per Kickoff	37.0	48.0
Touchbacks	0	0
Punt returns: Number-Yards-TD	2--2-0	2-4-0
Average Per Return	-1.0	2.0
Kickoff returns: Number-Yds-TD	1-14-0	2-26-0
Average Per Return	14.0	13.0
Interceptions: Number-Yds-TD	2-2-0	1-0-0
Fumble Returns: Number-Yds-TD	0-0-0	0-0-0
Miscellaneous Yards	0	0
Possession Time	28:39	31:21
1st Quarter	6:23	8:37
2nd Quarter	7:01	7:59
3rd Quarter	8:12	6:48
4th Quarter	7:03	7:57
Third-Down Conversions	3 of 13	2 of 15
Fourth-Down Conversions	0 of 2	1 of 4
Red-Zone Scores-Chances	0-2	0-1
Touchdowns	0-2	0-1
Field goals	0-2	0-1
Sacks By: Number-Yards	3-25	2-18
PAT Kicks	1-1	0-0
Field Goals	0-1	0-0

PASSING RECORDS

INDIVIDUAL PASSING

Attempts

Game: 67, Blake Hamblin at Abilene Christian, 2011
 Season: 418, Josh Neiswander, 2010
 Career: 1,205, Ned Cox, 1983-1986

Completions

Game: 39, Blake Hamblin at Abilene Christian, 2011
 Season: 247, Josh Neiswander, 2010
 Career: 685, Josh Neiswander, 2006-10

Yards

Game: 475, Ned Cox vs. Texas A&M-Kingsville, 1986
 Season: 2,983, Josh Neiswander, 2010
 Career: 8,212, Josh Neiswander, 2006-10

Game Average

Season: 298.3, Josh Neiswander, 2010
 Career: 221.9, Josh Neiswander, 2006-10

Touchdowns

Game: 6, Trey Weishuhn vs. West Texas A&M, 2005
 Josh Neiswander vs. Southwestern Oklahoma
 Season: 27, Josh Neiswander, 2010
 Career: 61, Josh Neiswander, 2006-10

Completion Percentage

Game: .867 (13-15) Doug Kuhlmann vs. Stephen F. Austin, 1980
 Season: .624, Josh Neiswander, 2009
 Career: .586 (685-1168) Josh Neiswander, 2006-10

TEAM PASSING

Attempts

Game: 67, at Abilene Christian, 2011
 Season: 422, 2010

Completions

Game: 39, at Abilene Christian, 2011
 Season: 249, 2010

Yards

Game: 475, vs. Texas A&M-Kingsville, 1986
 Season: 3,086, 2010

TOP INDIVIDUAL PASSING GAMES

Yards	Year	Passer vs. Opponent
475	1986	Ned Cox vs. Texas A&M-Kingsville
446	2011	Blake Hamblin at Abilene Christian
425	1989	Mickey Russell vs. Eastern New Mexico
403	2009	Josh Neiswander at Eastern New Mexico
396	2005	Trey Weishuhn vs. West Texas A&M
391	2010	Josh Neiswander vs. Central Oklahoma
385	2010	Josh Neiswander vs. Incarnate Word
383	1996	Erik Hartman vs. Tarleton State
359	1989	Mickey Russell vs. Lamar
355	2010	Josh Neiswander vs. Southeastern Okla.
354	1985	Ned Cox vs. Texas A&M-Kingsville
349	2010	Josh Neiswander vs. Eastern New Mexico
338	2004	Trey Weishuhn vs. Texas A&M-Kingsville
335	1992	Wilbur Odom vs. Central Oklahoma
335	1997	Erik Hartman vs. Northeastern State (OK)
333	2010	Josh Neiswander vs. Midwestern State
327	1982	Slade Sherrod vs. Southwest Texas State
327	2010	Josh Neiswander vs. Abilene Christian
325	2007	Josh Neiswander vs. Central Oklahoma
320	2012	Blake Hamblin vs. Western State
318	1981	Doug Kuhlmann vs. Texas A&M-Kingsville
316	1995	Erik Hartman vs. Texas A&M-Kingsville
315	2004	Trey Weishuhn vs. Southeastern Oklahoma
311	1991	Wilbur Odom vs. Cameron (OK)
311	1988	Mickey Russell vs. Cameron (OK)
311	2009	Josh Neiswander vs. Southwestern Oklahoma
308	2005	Trey Weishuhn vs. Midwestern State
308	2005	Trey Weishuhn vs. Tarleton State
307	2011	Blake Hamblin vs. Eastern New Mexico
306	1992	Wilbur Odom vs. Henderson State (AR)
306	1994	Mike Jinks vs. Texas A&M-Kingsville
304	2005	Trey Weishuhn vs. Southeastern Oklahoma
302	1967	Jim Truelove vs. Tarleton State
300	2003	Kyle Hardin vs. Abilene Christian
298	1989	Mickey Russell vs. Pittsburg State (KS)
298	2013	Kyle Washington vs. West Texas A&M
297	1993	Mike Jinks vs. Central Oklahoma
295	1981	Doug Kuhlmann vs. Northwestern State (LA)
291	1989	Mickey Russell vs. Central Oklahoma
286	1997	Erik Hartman vs. Tarleton State
286	2013	Kyle Washington vs. Tarleton State
282	1978	Mark Embry vs. Central Oklahoma
282	1981	Doug Kuhlmann vs. Eastern New Mexico

RUSHING RECORDS

RECEIVING RECORDS

INDIVIDUAL RUSHING

Attempts

Game: 44, Jerry Austin vs. Texas Lutheran, 1969
 Season: 280, Jerry Austin, 1970
 Career: 861, Jerry Austin, 1969-72

Yards

Game: 281, Kyle Fox vs. West Texas A&M, 2005
 Season: 1,483, Jerry Aldridge, 1978
 Career: 3,743, Jerry Austin, 1969-72

Game Average

Season: 134.8, Jerry Aldridge, 1978
 Career: 106.9, Jerry Austin, 1969-72

Longest Runs

95, Kyle Fox vs. West Texas A&M, 2005
 94, Jerry Aldridge vs. Sam Houston, 1977
 88, Bennie Wilson vs. Stephen F. Austin, 1971
 87, Daniel Thomas vs. Abilene Christian, 2008
 81, Jerry Aldridge vs. Sam Houston, 1978

Longest Run By An Opponent

99, Keithon Flemming, West Texas A&M, 2007

TEAM RUSHING

Attempts

Game: 80, vs. Prairie View A&M, 1971
 Season: 655, 1970

Yards

Game: 471, vs. McMurry College, 1970
Season: 3,034, 2013
 Season Game Average: 300.3, 1970

TOP INDIVIDUAL RUSHING GAMES

Yards	Year	Player vs. Opponent
281	2005	Kyle Fox vs. West Texas A&M
277	1974	Charlie Franklin vs. Sul Ross State
269	1969	Jerry Austin vs. Texas Lutheran
241	1974	Charlie Franklin vs. Stephen F. Austin
227	1971	Jerry Austin vs. Tarleton State
220	1985	Wesley Williams vs. Texas Southern
216	1979	Kelvin Ratliff vs. Sam Houston
206	1970	Jerry Austin vs. Texas A&M-Commerce
201	2007	Daniel Thomas vs. East Central
201	1978	Jerry Aldridge vs. Sam Houston
200	1980	Anthony Johnson vs. Texas A&M-Kingsville
199	2007	Daniel Thomas vs. Abilene Christian
189	2005	Kyle Fox vs. Texas A&M-Kingsville
188	1974	Charlie Franklin vs. Texas A&M-Commerce
185	2013	Kyle Washington vs. Midwestern State
184	1998	Eric Stantley vs. Midwestern State
184	1979	Anthony Johnson vs. Cameron
179	1970	Jerry Austin vs. Tarleton State
178	1973	Charlie Franklin vs. Stephen F. Austin
177	2008	Daniel Thomas vs. East Central
176	1969	Roy Baker vs. Eastern New Mexico
174	2005	Kyle Fox vs. Northwest Missouri State
174	1979	Anthony Johnson vs. Abilene Christian
174	1972	Jerry Austin vs. Tarleton State
174	1989	Robert Thornton vs. Abilene Christian
173	1968	Phil Danaher vs. Northwood
173	1975	Johnny Cole vs. Sul Ross State
172	1986	Keith Majors vs. Sam Houston State
167	1975	Johnny Cole vs. Howard Payne
166	2007	Daniel Thomas vs. Midwestern State

INDIVIDUAL RECEIVING

Receptions

Game: 11, Don Burrell vs. Southwest Texas State, 1967;
 David Andrews vs. Portland State, 1994;
 Chris Brazzell vs. Tarleton State, 1996;
 Chris Brazzell vs. Northeastern State, 1997;
 V'Keon Lacey at Texas A&M-Kingsville, 2009
 Season: 74, V'Keon Lacey, 2009
 Career: 183, Don Burrell, 1966-69

Receiving Yards

Game: 233, Don Burrell vs. Southwest Texas, 1967
 Season: 1,091, Chris Brazzell, 1997
 Career: 2,798, Don Burrell, 1966-69

Touchdown Receptions

Game: 4, Stanley Veasley vs. Texas A&M-Commerce, 1996
 Season: 13, Chris Brazzell, 1997
 Career: 26, Darron Johnson, 1988-91

Longest Pass Receptions

97, Lamar Hickey from Chad Robertson vs. Texas A&M-Commerce, 2003
 89, C.J. Akins from Blake Hamblin at Eastern New Mexico, 2012
 88, David Andrews from Mike Jinks vs. Central Oklahoma, 1993
 87, Darron Johnson from Wilbur Odom vs. Cameron, 1991
 86, Marcus Maple from Mike Jinks vs. Texas A&M-Commerce, 1994
 86, Travis House from Trey Weishuhn vs. Southeastern Oklahoma, 2004
 86, Joey Knight from Blake Hamblin vs. Incarnate Word, 2010
85, Quinn Reels from Kyle Washington vs. Incarnate Word, 2013
 84, Daniel Thomas from Josh Neiswander vs. Abilene Christian, 2007
 83, Dakarai Pecikonis from Josh Neiswander vs. A&M-Commerce, 2010
 81, Don Burrell from Bill Johnson vs. Sul Ross, 1968
 81, Dakarai Pecikonis from Josh Neiswander, 2009
 80, Michael Elarms from Doug Kuhlmann vs. Southwest Texas, 1980
 80, Kenneth Washington from Greg Stephens vs. Abilene Christian, 1990
 80, Eddie O'Brien from Slade Sherrod vs. Texas A&M-Kingsville, 1982

Longest Reception By An Opponent

97, Michael Matthew from Wesley Wood, Eastern New Mexico, 2011

Top Individual Receiving Games

Yards	Year	Receiver vs. Opponent
233	1967	Don Burrell vs. Southwest Texas State
216	1997	Chris Brazzell vs. Northeastern State
199	1994	Marcus Maple vs. Fort Lewis
193	1996	Stanley Veasley vs. Texas A&M-Commerce
189	1991	Darron Johnson vs. Cameron
183	1993	David Andrews vs. Central Oklahoma
178	1997	Chris Brazzell vs. Texas A&M-Kingsville
177	2000	Ricky Boehle vs. Abilene Christian
171	1989	Darron Johnson vs. Eastern New Mexico
170	1997	Chris Brazzell vs. Abilene Christian
166	1980	Joey Sims vs. Texas A&M-Kingsville
163	1995	Stanley Veasley vs. Central Oklahoma
163	1994	Marcus Maple vs. Texas A&M-Kingsville
162	2004	Travis House vs. Southeastern Oklahoma
161	2010	Dakarai Pecikonis vs. Eastern New Mexico
160	2012	C.J. Akins at Eastern New Mexico
160	2005	Louis Hayes vs. West Texas A&M
156	2009	Dakarai Pecikonis vs. Southeastern Oklahoma
154	1989	Darron Johnson vs. Lamar
152	1982	Michael Elarms vs. Abilene Christian
152	1988	Kelvin Kelley vs. Cameron

TOTAL OFFENSE RECORDS

SCORING RECORDS

INDIVIDUAL TOTAL OFFENSE

Plays

Game: 66, Erik Hartman vs. Texas A&M-Kingsville, 1995
Season: 543, Ned Cox, 1985
Career: 1,821, Ned Cox, 1983-86

Yards

Game: 465, Kyle Washington vs. Midwestern State, 2013
Season: 3,175, Kyle Washington, 2013
Career: 8,894, Ned Cox, 1983-1986

Game Average

Season: 298.3, Josh Neiswander, 2010
Career: 228.0, Erik Hartman, 1994-97

TEAM TOTAL OFFENSE

Plays

Game: 99 vs. Tarleton State, 1969
Season: 854, 2013

Yards

Game: 748, vs. West Texas A&M, 2005
Season: 5,037, 2013
Season Game Average: 457.9, 2013

INDIVIDUAL SCORING

Touchdowns

Game: 5, Jerry Austin vs. Texas Lutheran, 1969
Season: 19, Wesley Williams, 1985; and Kyle Fox, 2005
Career: 45, Jerry Austin, 1969-72

Points

Game: 30, Jerry Austin vs. Texas Lutheran, 1969
Season: 114, Wesley Williams, 1985; and Kyle Fox, 2005
Career: 270, Jerry Austin, 1969-72

Point After Kicks

Game: 8, Bryan Thompson vs. Texas A&M-Commerce, 1989
Season: 51, Bryan Thompson, 1989
Career: 119, Bryan Thompson, 1988-90

Field Goals

Game: 4, Mike Thomas vs. Abilene Christian, 1983;
Paul Drain vs. Abilene Christian, 1985;
George Yunes vs. Tarleton State, 2000
Jarred Martin vs. TAMUK, 2011
Season: 16, Mike Thomas, 1983
Career: 47 (68 attempts), Mike Thomas, 1980-83

Points Scored Kicking

Game: 15, Paul Drain vs. Abilene Christian, 1985;
George Yunes vs. Tarleton State, 2000
Jarred Martin vs. TAMUK, 2011
Season: 90, Bryan Thompson, 1989
Career: 249, Mike Thomas, 1980-83

TEAM SCORING

Touchdowns

Game: 8, vs. Prairie View A&M, 1991;
vs. McMurry, 1970;
vs. East Central, 1972;
vs. Tarleton State, 1974
vs. Monterrey, 1974;
vs. Central Oklahoma, 1976;
vs. Texas A&M-Commerce, 1989;
vs. West Texas A&M, 1995;
vs. West Texas A&M, 2005;
vs. Southwestern Oklahoma, 2009
Season: 51, 1989

Points

Game: 69, vs. Fort Lewis (CO), 1993
Season: 398, 1989

Point After Kicks

Game: 8, vs. Texas A&M-Commerce, 1989;
vs. Fort Lewis (CO), 1993
Season: 51, 1989

Field Goals

Game: 4, vs. Abilene Christian, 1983;
vs. Abilene Christian, 1985
vs. Texas A&M-Kingsville, 2011
Season: 16, 1983

Longest Field Goals

54, J.D. Williams vs. Western State (CO), 2006
53, Paul Drain vs. Howard Payne, 1984
52, Mike Thomas vs. East Texas State, 1982
51, Eddie Bates vs. Stephen F. Austin, 1975
51, Eddie Bates vs. East Texas State, 1975
51, Mike Thomas vs. Cameron (OK), 1983
51, J.D. Williams vs. East Central (OK), 2006

Longest Field Goal By An Opponent

53, Billy Watkins, East Texas State, 1991

PUNTING RECORDS

PUNTING

Most Punts

Game: 12, Pete Hibler vs. Northwestern State, 1984; Neil Martinez vs. Eastern New Mexico, 2000
Season: 80, Pete Hibler, 1984
Career: 294, Pete Hibler, 1983-86

Yards Punting

Game: 441, Eddie Bates vs. Alcorn State (MS) 1976
Season: 3,123, Bill DeMent, 1968
Career: 11,517, Pete Hibler, 1983-1986

Average

Season: 44.6, Bill DeMent, 1971
Career: 43.2, Bill DeMent, 1968-71

Consecutive Touchbacks

Game: 9, George Yunes vs. Adams State, 1999

RETURN RECORDS

INDIVIDUAL RETURNS

Punt Returns

Game: 8, Bobby Menchaca vs. McMurry, 1969
Season: 33, John Tyler, 1970
Career: 69, Joey Sims, 1978-81

Punt Return Yards

Game: 224, Bobby Menchaca vs. McMurry, 1969
Season: 497, Charlie Franklin, 1971
Career: 868, Charlie Franklin, 1971-74

Kickoff Returns

Game: 6, Marcus Charles vs. East Central, 2002;
Garrett Tidwell vs. Abilene Christian, 2008
Jeffrey Miller vs. Chadron State, 2011
Season: 29, Garrett Tidwell, 2008
Career: 77, Garrett Tidwell, 2008-10

Kickoff Return Yards

Game: 182, Garrett Tidwell vs. Texas State, 2009
Season: 740, Garrett Tidwell, 2008
Career: 2,049, Garrett Tidwell, 2008-10

DEFENSIVE RECORDS

INDIVIDUAL INTERCEPTIONS

Interceptions

Game: 3, Billy York vs. Texas A&M-Kingsville, 1970;
Billy York vs. Sul Ross, 1971;
James Cross vs. East Texas State, 1975;
Wylie Turner vs. Stephen F. Austin, 1976;
Tony Staten vs. East Texas State, 1984
Season: 9, Billy York, 1970 and 1971
Career: 18, Billy York, 1970-71;
Glenn Saterfield, 1981-84

Interception Return Yards

Game: 102, James Cross vs. Sul Ross, 1974
Season: 215, James Cross, 1974
Career: 348, Glenn Saterfield, 1981-1984

TEAM INTERCEPTIONS

Interceptions

Game: 8, vs. Howard Payne, 1977
Season: 33, 1990

DEFENSE

Fewest Rush Attempts Allowed

Game: 15, West Texas A&M, 2005
Season: 319, 1991

Fewest Rush Yards Allowed

Game: Minus 22, vs. Abilene Christian, 1990
Season: 811, 1970

Fewest Pass Attempts Allowed

Game: 2, Central Oklahoma, 1973
Season: 104, 1964

Fewest Completions Allowed

Game: 0, Eastern New Mexico, 2007
Season: 36, 1964

Fewest Pass Yards Allowed

Game: 0, vs. Central State, 1973; vs. Eastern New Mexico, 2007
Season: 974, 1975

Fewest Plays Allowed

Game: 46, S.F. Austin, 1969
Season: 575, 1971

Fewest Yards Allowed

Game: 47, vs. Prairie View A&M, 1991
Season: 2,214, 1975

Fewest First Downs Allowed

Game: 3, vs. Prairie View A&M, 1971
Season: 129, 1977

Fumbles Recovered

Game: 7, vs. East Central, OK, 1971
Season: 29, 1976

Total Turnovers Recovered

Game: 13, vs. East Central, OK, 1972
Season: 56, 1990

INDIVIDUAL CAREER LEADERS

RECEIVING

2,798	Don Burrell, 1966-69
2,711	Darron Johnson, 1988-91
2,102	Steve Wilson, 1973-76
2,108	Dakarai Pecikonis, 2009-Present
2,089	C.J. Akins, 2009-2012
1,868	Michael Elarms, 1979-82
1,749	Myron Turner, 1987-90
1,727	Kelvin Kelley, 1985-88
1,574	Ricky Boehle, 1997-2000
1,565	Chris Brazzell, 1996-97
1,553	Mike Northcutt, 1981-84
1,550	Nate Mathis, 1972-75
1481	Joey Knight, 2010-2013
1,447	V'Keon Lacey, 2009-10
1,426	Stanley Veasley, 1995-96
1,320	Marcus Maple, 1992, 1994
1,319	Wilbert Jefferson, 1984, 1986

PASSING

8,212	Josh Neiswander, 2006-2010
7,833	Ned Cox, 1983-86
6,006	Erik Hartman, 1994-97
5,081	Mickey Russell, 1986-89
4,974	Trey Weishuhn, 2003-06
4,883	Lynn Leonard, 1973-76
4,443	Doug Kuhlmann, 1978-81
4,367	Jim Truelove, 1964-67
3,786	Sterlin Gilbert, 1998-2001
3,399	Mike Jinks, 1992-94
3,233	Blake Hamblin, 2010-2012
2,972	Dwight Burns, 1969-70
2,645	Brannon Smith, 1997-99
2,558	Kyle Washington, 2012-Present
2,250	Gary Kirksey, 1971-72
2,193	Mark Embry, 1975-78
1,943	Danny Keeton, 1988-91

SCORING

270	Jerry Austin, 1969-72
249	Mike Thomas, 1980-83
224	Charlie Franklin, 1971-74
204	Jerry Aldridge, 1975-78
188	Bryan Thompson, 1988-90
174	Darron Johnson, 1988-91
174	Daniel Thomas, 2005-08
156	Mickey Russell, 1986-89
146	Don Burrell, 1966-69
140	Aric Sardinea, 1994-97
128	Johnny Cole, 1975-76
128	Sammy Bridges, 1994, 1996-97
126	Dakarai Pecikonis 2009-Present
126	Paul Drain, 1984-85
121	J.D. Williams, 2005-06
120	Wesley Williams, 1984-85

TOTAL OFFENSE

8,166	Josh Neiswander, 2006-2010
8,084	Ned Cox, 1983-86
7,069	Erik Hartman, 1994-97
5,438	Mickey Russell, 1986-89
4,802	Trey Weishuhn, 2003-06
4,443	Sterlin Gilbert, 1998-01
4,264	Doug Kuhlmann, 1978-81
4,122	Jim Truelove, 1964-67
3,802	Charlie Franklin, 1971-74
3,743	Jerry Austin, 1969-72
3,737	Kyle Washington, 2012-Present
3,467	Mike Jinks, 1992-94
3,429	Blake Hamblin, 2010-2012
3,313	Wilbur Odom, 1991-92
3,298	Jerry Aldridge, 1975-78
3,152	Brannon Smith, 1997-99
2,284	Dwight Burns, 1969-70

RUSHING

3,743	Jerry Austin, 1969-72
3,659	Charlie Franklin, 1971-74
3,298	Jerry Aldridge, 1975-78
3,094	Daniel Thomas, 2005-08
1,974	Anthony Johnson, 1978-81
1,717	Johnny Cole, 1975-76
1,691	Ben Reid, 1998-2001
1,598	Benny Wilson, 1970-73
1,586	Jurome Lee, 1995-96
1,575	Steven Lee, 1987-90
1,529	Tristan Carter, 2010-11
1,454	Robert Thornton, 1989-90
1,421	Aric Sardinea, 1994-97
1,417	Kyle Fox, 2005
1,392	Jerry James, 1980-81
1,271	Jermie Calhoun, 2012-13
1,264	Melvin DeBose, 1972-75

INTERCEPTIONS

18	Billy York, 1970-71
18	Glenn Saterfield, 1981-84
15	Mark Fogle, 1988-89
14	Gerald Mitchell, 1990-92
12	Derrick Franklin, 1991-94
12	David Knowles, 1978-80
10	Jonathan Palafox, 2000-03

TACKLES

523	Clayton Weishuhn, 1978-81
434	Greg Stokes, 1992-95
416	James Williamson, 2000-04
411	Terry Tilton, 1987, 1989-91
335	Keith Cox, 1981-84
315	Dominic Reyes, 1996-99
308	Henry Jackson, 1981-83, 1985
290	Jim Williamson, 2001, 2003
271	Henry Alsbrooks, 1985-88
253	Jonathan Palafox, 2000-03

SACKS

31	Dane Krager, 1998-2001
26.5	Greg Collins, 1990-93
21.5	Pierce Holt, 1984-87
18	Kyle Freeman, 1989-90
16.5	Calvin Fance, 2008-09
16	Doyle Weishuhn, 1985-87
15	Henry Jackson, 1981-83, 1985
14.5	Doug George, 1993-94

100-YARD RECEIVING GAMES

11	Darron Johnson
8	Don Burrell
7	C.J. Akins
7	Michael Elarms
7	Chris Brazzell
6	Steve Wilson
6	Dakarai Pecikonis
5	Marcus Maple
5	Stanley Veasley

200-YARD PASSING GAMES

23	Josh Neiswander
13	Ned Cox
13	Erik Hartman
13	Josh Neiswander
11	Trey Weishuhn
11	Mickey Russell
7	Blake Hamblin
6	Mike Jinks
6	Doug Kuhlmann
6	Lynn Leonard

100-YARD RUSHING GAMES

22	Jerry Aldridge
15	Jerry Austin
11	Charlie Franklin
10	Daniel Thomas
7	Kyle Fox
6	Anthony Johnson
6	Johnny Cole
6	Kyle Washington

YEAR-BY-YEAR LEADERS

PASSING

YEAR	NAME	ATT.-COMP.-TD	YARDS
1964	Jim Truelove	251-131-9	1,539
1965	Jim Truelove	216-115-4	1,305
1966	Jim Truelove	135-59-4	811
1967	Jim Truelove	126-62-NA	712
1968	Billy Johnson	153-72-NA	887
1969	Dwight Burns	160-79-12	1,117
1970	Dwight Burns	114-42-8	620
1971	Gary Kirksey	68-30-NA	449
1972	Gary Kirksey	107-54-NA	801
1973	Lynn Leonard	158-76-8	1,293
1974	Lynn Leonard	216-92-11	1,679
1975	Lynn Leonard	176-77-11	1,415
1976	Lynn Leonard	82-35-0	496
1977	Mark Embry	73-31-3	417
1978	Mark Embry	215-108-15	1,747
1979	Doug Kuhlmann	112-60-0	706
1980	Doug Kuhlmann	174-95-10	1,533
1981	Doug Kuhlmann	285-140-15	2,194
1982	Slade Sherrod	169-77-10	1,387
1983	Ned Cox	217-106-8	1,321
1984	Ned Cox	248-129-12	1,802
1985	Ned Cox	361-174-14	2,288
1986	Ned Cox	379-180-22	2,422
1987	Mickey Russell	191-88-9	1,271
1988	Mickey Russell	187-97-13	1,524
1989	Mickey Russell	245-139-17	1,722
1990	Danny Keeton	158-65-11	1,189
1991	Wilbur Odom	185-87-10	1,330
1992	Wilbur Odom	253-127-10	1,799
1993	Mike Jinks	161-78-13	1,320
1994	Mike Jinks	246-127-15	1,897
1995	Erik Hartman	217-108-13	1,634
1996	Erik Hartman	266-154-16	2,057
1997	Erik Hartman	255-118-20	2,315
1998	Brannon Smith	248-110-18	1,596
1999	Brannon Smith	126-62-12	1,049
2000	Sterlin Gilbert	258-114-13	1,677
2001	Sterlin Gilbert	242-108-9	1,300
2002	Kyle Hardin	200-89-8	1,036
2003	Kyle Hardin	112-54-4	789
2004	Trey Weishuhn	277-123-13	1,720
2005	Trey Weishuhn	333-175-17	2,615
2006	Jay Immel	99-61-5	725
2007	Josh Neiswander	290-156-7	1,901
2008	Will Mezger	121-62-5	792
2009	Josh Neiswander	388-242-25	2,933
2010	Josh Neiswander	418-247-27	2,983
2011	Blake Hamblin	198-118-9	1,443
2012	Blake Hamblin	152-264-8	1,704
2013	Kyle Washington	192-312-7	1,102

RUSHING

YEAR	NAME	YARDS	AVG.	TD
1964	David Auburg	520	5.1	6
1965	Larry Hudson	292	2.9	2
1966	Jim Rodrique	171	3.4	1
1967	Not available	-	-	-
1968	Not available	-	-	-
1969	Roy Baker	840	-	-
1970	Jerry Austin	1,263	4.5	-

1971	Jerry Austin	1,201	4.4	12
1972	Charlie Franklin	832	5.6	-
1973	Charlie Franklin	1,025	6.1	5
1974	Charlie Franklin	1,354	6.9	13
1975	Johnny Cole	1,055	6.7	13
1976	Johnny Cole	662	3.5	8
1977	Jerry Aldridge	712	5.9	9
1978	Jerry Aldridge	1,483	5.3	12
1979	Anthony Johnson	719	4.5	6
1980	Anthony Johnson	1,003	4.2	10
1981	Jerry James	871	5.5	7
1982	Eddie O'Brien	566	3.5	4
1983	Eddie O'Brien	670	3.1	2
1984	Michael Guidry	312	5.8	2
1985	Wes Williams	1,006	5.8	14
1986	Keith Majors	556	4.6	8
1987	Steven Lee	427	4.2	6
1988	Joel Smith	418	5.2	6
1989	Rob Thornton	949	7.7	5
1990	Rob Thornton	505	4.9	4
1991	Wilbur Odom	318	4.1	6
1992	Vincent Kyle	188	4.2	2
1993	Kevin Harrison	521	4.5	5
1994	Lewis Jackson	404	4.4	3
1995	Jurome Lee	803	5.4	4
1996	Jurome Lee	783	4.9	5
1997	Aric Sardinea	505	4.4	8
1998	Eric Standley	880	5.5	8
1999	Ben Reid	703	4.5	4
2000	Ben Reid	440	4.2	2
2001	Luis Padilla	450	5.8	1
2002	Frenchey McCrea	288	4.6	1
2003	Luis Padilla	396	4.0	3
2004	Alexis Cooper	441	4.1	2
2005	Kyle Fox	1,417	8.9	15
2006	Daniel Thomas	748	4.4	4
2007	Daniel Thomas	924	5.2	10
2008	Daniel Thomas	1,020	4.9	5
2009	Dwight Pete	563	4.4	5
2010	Tristan Carter	603	4.4	5
2011	Tristan Carter	926	5.4	11
2012	Donavan Roberts	461	4.2	4
2013	Kyle Washington	1102	8.2	9

RECEIVING (BY NUMBER OF RECEPTIONS)

YEAR	NAME	REC.	YDS-TD	AVG.
1964	Charlie West	32	357-4	11.1
1965	Teddy Howell	36	492-3	13.7
1966	Don Burrell	42	633-4	15.1
1967	Don Burrell	49	790-7	16.1
1968	Don Burrell	56	721-6	12.9
1969	Don Burrell	36	654-7	18.2
1970	John Tyler	37	381-3	10.3
1971	John Tyler	23	350-4	15.2
1972	Charlie Franklin	23	462-3	20.1
1973	Nate Mathis	25	577-3	23.1
1974	Steve Wilson	27	538-3	19.9
1975	Steve Wilson	29	644-5	22.2
1976	Steve Wilson	46	636-1	13.8
1977	Alvin Garrett	17	251-1	14.7
1978	Alvin Garrett	33	588-6	17.8
1979	Steve Sledge	22	287-0	13.0
1980	Paul Miller	33	526-5	15.9

1981	Michael Elarms	45	791-4	17.6
1982	Michael Elarms	29	767-8	26.4
1983	Mike Northcutt	36	566-5	15.7
1984	Mike Northcutt	40	847-4	21.2
1985	Glen Soule	41	647-3	15.8
1986	Wilbert Jefferson	44	741-9	17.6
1987	Kelvin Kelley	30	543-6	18.1
1988	Chad Peterson	28	589-4	21.0
1989	Myron Turner	48	708-3	14.8
1990	Darron Johnson	26	658-7	25.3
1991	Darron Johnson	37	798-8	21.6
1992	Wayne Mathis	33	528-2	16.0
1993	Wayne Mathis	42	592-5	14.1
1994	Marcus Maple	47	1,000-10	21.3
1995	Stanley Veasley	42	821-8	19.5
1996	Stanley Veasley	38	605-8	15.9
1997	Chris Brazzell	47	1,091-13	23.2
1998	Shockmain Davis	29	553-8	19.1
1999	Shockmain Davis	38	567-8	14.9
2000	Ricky Boehle	32	676-7	21.7
2001	Clayton Guillory	28	360-3	36.0
2002	Tarron Brooks	33	489-6	14.8
2003	Travis House	28	502-4	17.9
2004	Brandon Covington	35	554-5	15.8
2005	Justin Carter	34	522-7	15.4
2006	Drew Peterson	30	290-2	9.7
2007	Chris Fowler	38	616-5	16.2
2008	Sam Tindol	39	468-0	12.0
2009	V'Keon Lacey	74	878-10	11.9
2010	V'Keon Lacey	53	569-5	10.7
2011	C.J. Akins	36	645-2	17.9
2012	Dakarai Pecikonis	50	513-5	10.3
2013	Joey Knight	50	517-2	10.3

TACKLES*

YEAR	NAME	TACKLES
1978	Kelvin Smith	146
1979	Clayton Weishuhn	120
1980	Clayton Weishuhn	96
1981	Clayton Weishuhn	173
1982	Keith Cox	112
1983	Henry Jackson	71
1984	Keith Cox	89
1985	Henry Jackson	80
1986	Henry Alsbrooks	83
1987	Terry Tilton	96
1988	Henry Alsbrooks	104
1989	Terry Tilton	135
1990	Terry Tilton	100
1991	Terry Tilton	100
1992	Blaine Pederson	66
1993	Greg Stokes	104
1994	Greg Stokes	137
1995	Greg Stokes	133
1996	John Robertson	115
1997	Dominic Reyes	80
1998	Dominic Reyes	76
1999	Dominic Reyes	101
2000	Matt Fryar	88
2001	Dane Krager	94
2002	James Williamson	113
2003	James Williamson	132
2004	James Williamson	126
2005	Jason Brittain	101
2006	Daniel Smith	80

2007	D'Angelo Waites	55
2008	Ian Ritchey	71
2009	D'Angelo Waites	77
2010	Austin Benson	66
2011	Alvin Johnson	69
2012	Rush Seaver	80
2013	Rush Seaver	107

SACKS*

SACKS

YEAR	NAME	SACKS
1978	Marvin Williams, Darnell White	7
1979	Clayton Weishuhn	2
1980	Not available	-
1981	Henry Jackson	9
1982	Karl Haney	7.5
1983	Leonard Anderson	9
1984	Chris Cunningham	8.5
1985	Pierce Holt	8
1986	Doyle Weishuhn	9
1987	Wendell Byrd	9.5
1988	Darren Kight	7
1989	Kyle Freeman	11
1990	Kyle Freeman	7
1991	Greg Collins	4
1992	Greg Collins, J.D. Garland	7
1993	Greg Collins	12
1994	Doug George	7.5
1995	Michael Clarkson	5.5
1996	Dominic Reyes	4.0
1997	Walter Shelton	7.0
1998	Dominic Reyes	6.5
1999	Dane Krager	15
2000	Dane Krager	8
2001	Dane Krager, Jarrett Lambert	7
2002	Adam Hryb	6.5
2003	Willie Carter	7.0
2004	Wesley Lambert	5.5
2005	Kelsey Hite, John Starnes	4.5
2006	Kelsey Hite	3.5
2007	Six players with	1.0
2008	Cody Smith	3.5
2009	Calvin Fance	14
2010	Austin Benson, Devin McDonald	4.5
2011	Lawrence Rumph	11
2012	Austin Benson	6.5
2013	Clayton Callicutt, Mathew Gholston	7.0

INTERCEPTIONS#

YEAR	NAME	INTERCEPTIONS
1970	Billy York	9
1971	Billy York	9
1972	Roy Holland	5
1973	Joe Bryne	5
1974	Not available	-
1975	James Cross	8
1976	Wylie Turner	5
1977	Mike Millegan	7
1978	David Knowles	7
1979	David Knowles	3
1980	Dean Nixon	3
1981	Dean Nixon	7
1982	Kevin Alexander, Glen Saterfield	5
1983	Glen Saterfield	6
1984	Tony Staten	7
1985	Jeff McCormick	7
1986	Greg Dunn	5
1987	Chad Sthele, Wayne Hutchinson	5
1988	Mark Fogle	8

1989	Mark Fogle	7
1990	Derrick Franklin	8
1991	Three players with	3
1992	Gerald Mitchell	7
1993	Anthony Hooper	5
1994	Anthony Butler, Freddie Pickrom	3
1995	Greg Stokes	3
1996	Tramain Jones	7
1997	Trevor Blair	4
1998	Wayne Braziel, Sam Davis	3
1999	Wayne Braziel	4
2000	Sam Davis	4
2001	Jonathan Palafox	6
2002	Jonathan Palafox	2
2003	Jason Brittain	3
2004	Tyrell McCrea	3
2005	Davon Rodgers	3
2006	Michael McLeod	3
2007	Three players with	2
2008	Quinton Butler	3
2009	Markeith Jones	4
2010	Markeith Jones, Alvin Johnson	4
2011	Eight players with	1
2012	Rush Seaver, Courtney Moore	2
2013	Ryan Clapsaddle, Jarred Ross	3

*Information on tackles/sacks not available prior to 1978.

#Information on interceptions not available prior to 1970.

PUNTING

YEAR	NAME	PUNTS	YARDS	AVG.
1964	Gary Golightly	34	1091	32.1
1965	Jerry Moritz	50	1690	38.3
1966	David Green	59	2159	36.6
1967	Not Available	-	-	-
1968	Bill DeMent	74	3213	42.2
1969	Bill DeMent	37	1630	44.1
1970	Bill DeMent	45	1899	42.2
1971	Bill DeMent	54	2417	44.6
1972	Danny Hartin	N/A	N/A	N/A
1973	Joe Byrne	55	1965	35.7
1974	Rodney Talbot	48	1576	32.8
1975	Eddie Bates	52	1999	38.4
1976	Eddie Bates	70	2819	40.3
1977	Danny Gamble	26	871	33.5
1978	Steve Haynes	61	2227	36.5
1979	Joe Calderon	53	2165	40.9
1980	Joe Calderon	48	1972	41.0
1981	Barry Corley	43	1430	33.2
1982	Jay Schoenfield	60	2184	36.4
1983	Pete Hibler	68	2478	36.4
1984	Pete Hibler	80	2990	37.4
1985	Pete Hibler	73	3109	42.6
1986	Pete Hibler	73	2940	40.3
1987	Reggie Gardner	62	2320	37.4
1988	Reggie Gardner	49	1774	36.2
1989	Reggie Gardner	48	1884	38.4
1990	Reggie Gardner	56	2301	41.1
1991	Jimmy Morris	56	2325	41.5
1992	Jimmy Morris	45	2001	44.5
1993	Jason Tebeaux	69	2478	35.9
1994	Jason Tebeaux	46	1868	40.6
1995	Scott Lipsey	56	1970	35.2
1996	Byron Bode	43	1615	37.6
1997	Byron Bode	49	1852	37.8
1998	Brady Gilbert	68	2502	36.8

1999	Brady Gilbert	76	2833	37.3
2000	Neil Martinez	68	2373	34.9
2001	Neil Martinez	76	3009	39.6
2002	Neil Martinez	61	2245	36.8
2003	Brad Barnes	58	2108	36.3
2004	Bryan Hepler	75	3015	40.2
2005	Jeff Jones	68	2423	35.6
2006	Jeff Jones	57	1985	34.8
2007	Jeff Jones	54	2014	37.3
2008	Dylan Wiggs	46	1706	37.1
2009	Dylan Wiggs	41	1471	35.9
2010	George Shamblen	44	1909	43.4
2011	George Shamblen	64	2599	40.6
2012	Joseph Pickett	48	1926	40.1
2013	Sam Fowler	63	2702	42.9

SCORING

YEAR	NAME	TD	PAT	FG	POINTS
1964	David Auburg	6	0	0	36
1965	Jim Rodrigue	4	0	0	24
1966	Don Burrell	4	0	0	26
1967	Don Burrell	7	0	0	42
1968	Don Burrell	6	0	0	36
1969	Jerry Austin	8	0	0	48
1970	Jerry Austin	16	0	0	96
1971	Jerry Austin	12	0	0	72
1972	Charlie Franklin	10	0	0	60
1973	Charlie Franklin	5	0	0	30
	Bennie Wilson	5	0	0	30
1974	Charlie Franklin	14	0	0	86
1975	Johnny Cole	13	0	0	78
1976	Johnny Cole	8	0	0	50
1977	Jerry Aldridge	9	0	0	54
1978	Jerry Aldridge	14	0	0	84
1979	Kelvin Ratliff	7	0	0	42
1980	Anthony Johnson	10	0	0	60
1981	Mike Thomas	0	31	12	67
1982	Mike Thomas	0	29	11	62
1983	Mike Thomas	0	15	16	63
1984	Paul Drain	0	27	11	60
1985	Wesley William	19	0	0	114
1986	Keith Majors	10	0	0	64
1987	Russell Goshorn	0	27	9	54
1988	Bryan Thompson	0	37	7	58
1989	Bryan Thompson	0	51	13	90
1990	Darron Johnson	8	0	0	48
1991	Carl Jacobs	0	31	8	55
1992	Jason Tebeaux	0	14	8	38
1993	Jason Tebeaux	0	28	9	56
1994	Marcus Maple	10	0	0	60
1995	Stanley Veasley	8	0	0	48
1996	Aric Sardinea	9	1	0	56
1997	Chris Brazzell	13	0	0	96
1998	S. Davis/E. Standley	8	0	0	48
1999	Shockmain Davis	9	0	0	54
2000	George Yunes	0	19	12	55
2001	DeWayne Wages	0	20	8	44
2002	Tarron Brooks	6	0	0	36
2003	Travis House	4	1	0	26
2004	Travis House	7	1	0	44
2005	Kyle Fox	19	0	0	114
2006	J.D. Williams	0	10	15	45
2007	Daniel Thomas	11	0	0	66
2008	Ryan Smith	0	6	16	34
2009	V'Keon Lacey	10	2	0	64
2010	Tristan Carter	11	0	0	66

2011	Tristan Carter	12	0	0	72
2012	Jarred Martin	0	33	7	54
2013	Kyle Washington	9	0	0	56

TOTAL OFFENSE

YEAR	NAME, POS.	TOTAL YARDS	YPG
1964	Jim Truelove, QB	1,507	164.7
1965	Jim Truelove, QB	1,260	126.0
1966	Jim Truelove, QB	607	60.7
1967	Not Available	-	-
1968	Not Available	-	-
1969	Not Available	-	-
1970	Not Available	-	-
1971	Jerry Austin, RB	1,201	120.1
1972	Gary Kirksey, QB	985	98.5
1973	Lynn Leonard, QB	1,201	120.1
1974	Lynn Leonard, QB	1,637	148.8
1975	Lynn Leonard, QB	1,279	116.3
1976	Johnny Cole, RB	662	60.2
1977	Jerry Aldridge, RB	712	71.2
1978	Mark Embry, QB	1,682	152.9
1979	Anthony Johnson, RB	719	89.9
1980	Doug Kuhlmann, QB	1,438	143.8
1981	Doug Kuhlmann, QB	2,192	199.5
1982	Slade Sherrod, QB	1,470	185.0
1983	Ned Cox, QB	1,068	106.8
1984	Ned Cox, QB	1,990	180.1
1985	Ned Cox, QB	2,492	226.5
1986	Ned Cox, QB	2,537	230.6
1987	Mickey Russell, QB	1,504	136.7
1988	Mickey Russell, QB	1,559	173.2
1989	Mickey Russell, QB	2,272	206.6
1990	Danny Keeton, QB	1,185	118.5
1991	Wilbur Odom, QB	1,648	164.8
1992	Wilbur Odom, QB	1,661	184.5
1993	Mike Jinks, QB	1,362	136.2
1994	Mike Jinks, QB	2,073	207.3
1995	Erik Hartman, QB	2,209	220.9
1996	Erik Hartman, QB	2,375	237.5
1997	Erik Hartman, QB	2,744	274.4
1998	Brannon Smith, QB	1,830	183.0
1999	Brannon Smith, QB	1,322	165.3
2000	Sterlin Gilbert, QB	1,914	191.4
2001	Sterlin Gilbert, QB	1,529	152.9
2002	Kyle Hardin, QB	1,105	122.8
2003	Kyle Hardin, QB	879	125.6
2004	Trey Weishuhn, QB	1745	158.6
2005	Trey Weishuhn, QB	2,469	205.8
2006	Daniel Thomas, RB	748	74.8
2007	Josh Neiswander, QB	1,922	192.2
2008	Daniel Thomas, RB	1,020	92.7
2009	Josh Neiswander, QB	2,895	263.2
2010	Josh Neiswander, QB	2,983	298.3
2011	Blake Hamblin, QB	1,516	252.7
2012	Blake Hamblin, QB	1827	228.4
2013	Kyle Washington, QB	3,175	288.6

YEAR-BY-YEAR RECORDS

YEAR	RECORD	ASU	OPP	COACH
1964	5-4-0	173	122	Max Bumgardner
1965	3-7-0	123	254	Max Bumgardner
1966	0-10-0	78	247	Max Bumgardner
1967	3-6-0	168	239	Max Bumgardner
1968	2-9-0	125	323	Max Bumgardner
1969	6-4-0	232	225	Grant Teaff
1970	4-6-0	277	155	Grant Teaff
1971	7-3-0	260	146	Grant Teaff
1972	8-3-0	248	157	James Cameron
1973	5-4-2	196	168	James Cameron

1974	5-6-0	229	258	Jim Hess
1975	8-2-1	337	76	Jim Hess
1976	5-5-1	201	185	Jim Hess
1977	8-2-0	232	129	Jim Hess
1978	14-0-0	454	139	Jim Hess
1979	9-3-0	217	154	Jim Hess
1980	8-2-1	277	117	Jim Hess
1981	8-3-0	319	231	Jim Hess
1982	7-3-0	269	205	Jerry Vandergriff
1983	5-6-0	165	196	Jerry Vandergriff
1984	8-3-0	254	126	Jerry Vandergriff
1985	7-4-0	306	199	Jerry Vandergriff
1986	6-5-0	298	299	Jerry Vandergriff
1987	8-3-0	260	175	Jerry Vandergriff
1988	6-4-0	322	182	Jerry Vandergriff
1989	11-3-0	466	285	Jerry Vandergriff
1990	7-3-0	258	152	Jerry Vandergriff
1991	6-3-1	283	134	Jerry Vandergriff
1992	5-5-0	184	120	Jerry Vandergriff
1993	7-3-0	296	159	Jerry Vandergriff
1994	6-4-0	247	173	Jerry Vandergriff
1995	6-3-1	225	137	Jerry Vandergriff
1996	6-4-0	282	231	Jerry Vandergriff
1997	9-1-0	330	179	Jerry Vandergriff
1998	6-4-0	216	206	Jerry Vandergriff
1999	7-4-0	312	247	Jerry Vandergriff
2000	6-4-0	227	138	Jerry Vandergriff
2001	6-4-0	170	185	Jerry Vandergriff
2002	2-8-0	164	273	Jerry Vandergriff
2003	3-8-0	200	341	Jerry Vandergriff
2004	2-9-0	247	373	Jerry Vandergriff
2005	9-3-0	378	344	Dale Carr
2006	3-7-0	148	245	Dale Carr
2007	2-8-0	208	343	Dale Carr
2008	3-8-0	155	272	Dale Carr
2009	6-5-0	317	281	Dale Carr
2010	5-5-0	345	303	Dale Carr
2011	5-6-0	304	287	Will Wagner
2012	5-6-0	286	313	Will Wagner
2013	5-6-0	329	341	Will Wagner

YEAR-BY-YEAR TEAM OFFENSE

RUSHING				PASSING		TOTAL	TOTAL		
YEAR	RUSHES	YARDS	YPG	PASSES	YARDS	YPG	PLAYS	YARDS	YPG
1964	289	1017	113.0	143-271	1674	183.0	560	2664	296.0
1965	350	784	78.4	136-275	1572	157.2	625	2356	235.6
1966	305	353	35.3	110-274	1422	142.2	659	1775	177.5
1967	*	1052	117.0	*	1405	156.3	*	2457	273.3
1968	*	1677	152.5	*	1249	113.5	*	2926	266.2
1969	*	2441	244.1	*	1150	115.0	*	3591	359.1
1970	655	3003	300.3	*	751	75.1	*	3754	375.4
1971	645	2842	284.2	42-103	610	61.0	748	3452	345.2
1972	628	2461	246.1	58-117	926	92.6	745	3387	338.7
1973	560	1962	178.1	100-219	1672	152.0	779	3634	330.4
1974	534	2481	225.5	96-232	1742	158.2	776	4223	383.9
1975	621	2900	263.6	79-193	1441	181.0	814	4341	394.6
1976	523	1416	128.8	72-176	993	90.3	689	2409	219.0
1977	546	2259	225.9	49-123	781	78.1	669	3040	304.0
1978	546	2269	206.3	114-234	1858	168.9	780	4127	375.2
1979	480	1781	178.1	85-180	982	98.2	638	2763	276.3
1980	400	1911	191.1	103-194	1588	158.8	694	3499	349.9
1981	531	2103	191.2	140-288	2194	199.4	819	4297	390.6
1982	379	1111	111.1	125-259	2072	207.2	634	3183	318.3
1983	511	1129	102.6	132-274	1617	147.0	785	2746	249.6
1984	460	1365	124.1	134-260	1811	164.6	720	3176	288.7
1985	467	1655	151.4	179-371	2344	213.1	838	4009	364.5
1986	415	1292	117.4	187-393	2508	228.0	808	3800	345.5
1987	486	1540	140.0	116-243	1664	151.3	729	3204	291.3
1988	428	1296	129.6	134-251	2030	203.0	680	3326	332.6
1989	474	2356	244.2	163-296	2581	234.6	771	4937	448.8
1990	405	1247	124.7	110-243	1734	173.4	648	2981	298.1
1991	414	1508	150.8	142-297	2029	202.9	711	3537	353.7
1992	309	459	51.0	137-285	1981	220.1	594	2440	271.1
1993	438	1410	141.0	113-232	1749	174.9	671	3159	315.9
1994	370	1163	116.3	140-276	2098	209.8	646	3261	326.1
1995	427	1745	174.5	111-232	1664	166.4	659	3409	340.9
1996	392	1605	160.5	158-271	2092	209.2	663	3697	369.7
1997	396	1668	166.8	153-320	2330	233.0	658	3998	399.8
1998	394	1558	155.8	114-259	1622	162.2	653	3180	318.0
1999	473	1730	157.3	125-260	1866	169.6	733	3596	326.9
2000	360	1256	125.6	117-263	1703	170.3	623	2959	295.9
2001	357	1535	119.1	108-243	1300	130.0	600	2491	249.1
2002	285	1152	84.5	146-320	1735	173.5	605	2580	258.0
2003	402	934	84.9	145-342	1919	174.5	744	2853	259.4
2004	388	1036	94.2	164-362	2295	208.6	750	3331	302.8
2005	411	2304	192.0	183-343	2696	224.7	754	5000	416.7
2006	286	932	93.2	134-250	1508	150.8	536	2440	244.0
2007	346	1345	134.5	178-322	2183	218.3	668	3528	352.8
2008	397	1357	123.4	143-275	1593	144.8	672	2950	268.2
2009	345	1405	127.7	248-399	2987	271.5	744	4392	399.3
2010	287	1125	112.5	249-422	3086	308.6	709	4211	421.1

MISCELLANEOUS INDIVIDUAL RECORDS

- Most Consecutive 100-Yard Rushing Games**
17, Jerry Aldridge, 3 in 1977, 14 in 1978
- Most Consecutive 300-Yard Passing Games**
5, Josh Neiswander, 2010
- Most Consecutive 200-Yard Passing Games**
7, Josh Neiswander, 2008-2009, 2010
- Most Consecutive 100-Yard Receiving Games**
3, Darron Johnson in 1991 and Marcus Maple in 1994
- Most Consecutive Games Started**
48, Kevin Steen, 1978-1981

MISCELLANEOUS TEAM RECORDS

- Most Wins in a Season**
14, 1978
- Longest Win Streak**
19, last two in 1977, 14 in 1978, and first three in 1979
- Longest Home Win Streak**
23, last one in 1977, 7 in 1978, 6 in 1979, 5 in 1980, and 4 in 1981
- Longest Road Win Streak**
8, Last one in 1977, and 7 in 1978
- Most Consecutive Games Scoring**
64, from fifth game of 2002 through all of 2007 season

Largest Victory Margin

69 points, 69-0 vs. Fort Lewis, 1993

Most First Downs One Game

37, vs. Prairie View A&M, 1991

Fewest Fumbles Lost (Season)

6, 1982

Fewest Passes Intercepted (Season)

4, 1975

Longest Scoring Drive

99, vs. Abilene Christian, 1985; vs. Central Oklahoma, 2005

YEAR-BY-YEAR TEAM DEFENSE

2011	436	1705	155.0	228-396	2578	234.4	832	4283	389.4
2012	377	1361	123.7	223-388	2624	238.5	765	3985	362.3
2013	513	3034	252.8	206-341	2256	205.1	854	5037	457.9
RUSHING			PASSING			TOTAL	TOTAL		
YEAR	RUSHES	YARDS	YPG	PASSES	YARDS	YPG	PLAYS	YARDS	YPG
1964	*	1624	153.9	36-104	460	105.2	*	2084	259.1
1965	*	1751	175.1	90-198	1244	124.4	*	2995	299.5
1966	*	1863	186.3	94-186	1442	144.2	*	3305	330.5
1967	*	1533	170.9	*	1410	156.7	*	2943	327.6
1968	*	2337	212.5	*	2047	186.1	*	4384	398.6
1969	349	1002	100.2	*	1720	170.2	*	2722	272.2
1970	*	811	81.1	*	1919	191.9	*	2730	273.0
1971	405	1195	119.5	101-270	1617	161.7	575	2812	281.2
1972	425	1539	153.9	83-185	1052	105.2	610	2591	259.1
1973	520	1759	159.9	90-213	1176	106.9	733	2935	266.8
1974	553	2257	205.1	94-197	1308	118.9	750	3565	324.1
1975	446	1240	112.7	91-249	974	88.5	695	2214	201.3
1976	514	1353	123.0	111-247	1777	161.5	735	3130	284.6
1977	420	1048	104.8	101-248	1200	120.0	668	2248	224.8
1978	506	1354	123.1	77-211	1217	110.1	717	2571	233.7
1979	468	1815	181.5	82-189	1062	106.2	658	2877	287.7
1980	445	1158	115.1	85-202	1128	112.8	645	2286	228.6
1981	485	2017	147.2	137-296	2126	193.2	781	3745	340.4
1982	470	1907	190.7	124-280	1788	178.8	798	3695	369.5
1983	459	996	90.5	116-279	1416	128.7	738	2412	219.3
1984	457	1232	112.0	132-329	1596	145.1	786	2828	257.1
1985	416	1115	101.0	176-385	2303	209.4	795	3418	310.7
1986	507	1988	180.7	170-356	2127	193.4	863	4115	374.1
1987	495	1842	128.7	122-298	1433	130.3	783	2849	259.0
1988	480	1535	153.5	99-245	1297	129.7	725	2832	283.2
1989	411	1280	116.4	216-442	2598	236.2	853	3892	353.8
1990	404	1262	126.2	126-319	1539	153.9	723	2801	280.1
1991	319	1077	107.7	125-301	1442	144.2	689	2519	251.9
1992	371	977	108.6	127-261	1337	148.6	612	2314	257.1
1993	404	933	93.3	133-299	1600	160.0	703	2533	253.3
1994	400	1282	128.2	140-284	1664	166.4	684	2946	294.6
1995	410	1252	125.2	138-264	1333	133.3	674	2585	258.5
1996	464	1907	190.7	123-251	1682	168.2	715	3589	358.9
1997	432	1770	177.0	141-312	1594	159.4	676	3364	336.4
1998	422	1684	168.4	127-269	1709	170.9	691	3393	339.3
1999	429	1375	125.0	161-330	2273	206.6	759	3648	331.6
2000	465	1661	166.1	132-258	1663	166.3	723	3324	332.4
2001	443	1836	183.6	122-240	1522	152.2	683	3358	335.8
2002	501	1982	198.2	132-235	1832	183.2	736	3814	381.4
2003	503	2392	217.5	172-310	2388	217.1	813	4780	434.5
2004	421	1752	159.3	213-360	2691	244.6	781	4443	403.9
2005	497	2468	169.5	236-400	3195	266.2	897	5229	435.8
2006	384	1819	181.9	183-277	1846	184.6	661	3665	366.5
2007	402	2378	237.8	184-299	2440	244.0	701	4818	481.8
2008	358	1273	115.7	200-368	2694	244.9	726	3967	360.6
2009	353	1393	91.1	221-368	2994	272.2	721	3996	363.3
2010	334	1210	121.0	235-415	2668	266.8	749	3878	387.8
2011	332	1198	108.9	234-424	2823	256.6	756	4021	365.5

ALL-TIME RESULTS



Max Bumgardner
1964-68
13-36
(.265 pct)

1964
5-4

ASU		OPP
18	McMurry	13
22	at Abilene Christian JV	33
14	Howard Payne	24
40	Corpus Christi	0
6	Wharton	23
21	at Navarro	7
18	at New Mexico Military	0
0	Sul Ross State	14
34	Stephen F. Austin JV	14

1965
3-7

ASU		OPP
7	at McMurry	9
19	Sam Houston State	12
0	at Stephen F. Austin	35
15	at Howard Payne	14
15	at Corpus Christi	20
34	Texas Lutheran	0
7	Southwest Texas State	35
0	at Sul Ross State	34
14	Tarleton State	54
12	Abilene Christian	41

1966
0-10

ASU		OPP
0	McMurry	13
14	Stephen F. Austin	34
0	Howard Payne	19
6	at Southwest Texas State	24
7	at Trinity	24
14	at Texas Lutheran	19
9	Quantico Marines (N.C.)	35
2	Hiram Scott (Neb.)	7
8	at Tarleton State	44
18	at Abilene Christian	28

1967
3-6

ASU		OPP
14	at McMurry	16
12	Sul Ross State	26
7	at Howard Payne	28
20	Southwest Texas State	47
20	at Trinity	48
31	Texas Lutheran	29
34	Tarleton State	20
13	at Hiram Scott (Neb.)	19
17	Abilene Christian	6

1968
2-9

ASU		OPP
7	at Stephen F. Austin	42
14	at Sul Ross State	34
0	McMurry	25
0	Texas A&I	44
6	at Southwest Texas State	43
6	at Texas Lutheran	7
0	Eastern New Mexico	24
10	at Tarleton State	24
47	Northwood	7
21	Cameron	13
14	at Abilene Christian	60



Grant Teaff
1969-71
19-11
(.633 pct)

1969
6-4

ASU		OPP
7	Stephen F. Austin	36
20	Sul Ross State	19
22	at McMurry	7
9	at Texas A&I	19
35	Southwest Texas State	29
34	at Eastern New Mexico	8
40	Tarleton State	14
46	Texas Lutheran	14
0	at Cameron	28
19	at Abilene Christian	51

1970
6-4, 6-3 LSC - 3rd

ASU		OPP
13	at Southwest Texas State*	20
13	Abilene Christian	17
43	at Tarleton State*	0
15	Sam Houston State*	27
10	at Howard Payne*	7
38	Texas A&I*	21
55	at McMurry*	0
41	Stephen F. Austin*	28
35	at East Texas State*	8
14	Sul Ross State*	27

1971
7-3, 5-3 LSC - 4th

ASU		OPP
21	Prairie View A&M	14
8	Southwest Texas State*	30
42	Tarleton State*	13
6	at Sam Houston State*	13
28	Howard Payne*	26
7	at Texas A&I*	13



James Cameron
1972-73
13-7
(.650 pct)

48	McMurry*	3
41	at Stephen F. Austin*	13
14	East Texas State*	7
45	at Sul Ross State*	14

1972
8-3, 6-2 LSC - 2nd

ASU		OPP
55	East Central (Okla.)	14
35	Abilene Christian	27
3	at Southwest Texas State*	10
28	at Tarleton State*	7
27	Sam Houston State*	9
21	at Howard Payne*	7
10	Texas A&I*	0
28	Stephen F. Austin*	24
14	at East Texas State*	24
21	Sul Ross State*	7
6	Southwestern Oklahoma	28

1973
5-4-2, 5-4 LSC - 5th

ASU		OPP
7	at Central Oklahoma	7
15	at Nebraska-Omaha	15
16	Southwest Texas State*	0
32	Tarleton State*	6
34	at Sam Houston State*	0
6	Howard Payne*	10
45	at Texas A&I*	28
0	Abilene Christian*	27
14	at Stephen F. Austin*	21
0	East Texas State*	38
27	at Sul Ross State*	16



Jim Hess
1974-81
65-23-3
(.731 pct)

1974
5-6, 3-6 LSC - 8th

ASU		OPP
21	Central Oklahoma	14
14	at Southwest Texas State*	17
55	at Tarleton State*	6
21	Sam Houston State*	27
17	at Howard Payne*	5
14	Texas A&I*	42
21	at Abilene Christian*	33
31	Stephen F. Austin*	37
7	at East Texas State*	49
42	Sul Ross State*	7
56	at Monterrey Tech	21

1975
8-2-1, 7-1-1 LSC - 2nd

ASU		OPP
21	Sul Ross State	0
7	at Central Oklahoma	13
44	Southwest Texas State*	15
36	Tarleton State*	10
52	at Sam Houston State*	0
21	Howard Payne*	0
6	at Texas A&I*	14

17	Abilene Christian*	17
34	at Stephen F. Austin*	7
51	East Texas State*	0
48	at Sul Ross State*	0

1976
5-5-1, 3-3-1 LSC - 5th

ASU		OPP
9	at Troy State (Ala.)	38
57	Central Oklahoma	0
14	Alcorn State (Miss.)	2
4	at Southwest Texas State*	12
38	Eastern New Mexico	24
24	Sam Houston State*	7
9	at Howard Payne*	9
10	Texas A&I*	20
0	at Abilene Christian*	26
26	Stephen F. Austin*	0
0	at East Texas State*	27

1977
8-2, 5-2 LSC - T4th

ASU		OPP
31	at Central Oklahoma	6
27	Eastern New Mexico	0
14	Sam Houston State	3
14	at Stephen F. Austin*	0
21	at Abilene Christian	14
34	Howard Payne*	13
7	at Texas A&I*	35
20	Southwest Texas State*	23
29	at Sam Houston State*	15
35	East Texas State*	20

1978
14-0, 7-0 LSC - 1st

NAIA National Champions

ASU		OPP
42	Central Oklahoma	13
40	at Eastern New Mexico	0
42	at Sam Houston State	13
14	at East Central (Okla.)	7
15	Stephen F. Austin*	3
33	Abilene Christian*	8
38	at Howard Payne*	22
21	Texas A&I*	19
29	at Southwest Texas State*	6
44	Sam Houston State*	17
35	East Texas State*	14

NAIA Playoffs

32	Oregon College	0
35	Western Colorado	3
34	vs. Elon College (N.C.)	14

1979
9-3, 5-2 LSC - 2nd

ASU		OPP
21	Eastern New Mexico	7
14	at Cameron (Okla.)	9
33	East Central (Okla.)	7
0	at Stephen F. Austin*	21
20	at Abilene Christian*	7
20	Howard Payne*	12
8	at Texas A&I*	24
14	Southwest Texas State*	3
17	at Sam Houston State*	16
20	East Texas State*	19
31	Wisconsin-River Falls	7

19	at Texas A&I	22
1980		
8-2-1, 5-1-1 LSC - 2nd		
ASU		OPP
34	at Eastern New Mexico	7
21	Cameron	3
35	at East Central (Okla.)	16
35	Stephen F. Austin*	7
38	Abilene Christian*	20
16	at Howard Payne*	0
33	Texas A&I*	16
15	at Southwest Texas State*	18
34	Sam Houston State*	7
13	at East Texas State*	13
NAIA Playoffs		
3	at Northeastern State (Okla.)	10

1981		
8-3, 5-2 LSC - T2nd		
ASU		OPP
16	Alcorn State (MS)	10
26	at Northwestern St.	59
35	Eastern New Mexico	14
31	East Central (OK)	6
38	at Stephen F. Austin*	13
26	at Abilene Christian*	28
29	Howard Payne*	7
29	at Texas A&I*	21
7	Southwest Texas State*	31
38	at Sam Houston State*	10
44	East Texas State*	32



Jerry Vandergriff
1982-2004

143-101-2
(.585 pct)

1982		
7-3, 4-3 LSC - 2nd		
ASU		OPP
45	at Cameron (OK)#	25
26	Northwestern State (LA)	17
28	at Alcorn State (MS)	9
30	Stephen F. Austin*#	24
24	Abilene Christian* #	14
16	at Howard Payne* #	6
20	Texas A&I* #	30
16	at Southwest Texas State*#	42
44	Sam Houston State* #	14
20	at East Texas State* #	24
#Forfeited Victories		

1983		
5-6, 3-4 LSC - 6th		
ASU		OPP
9	Abilene Christian	23
22	at Northwestern State (La.)	30
16	Cameron (Okla.)	7
10	at West Texas State	3
10	at Stephen F. Austin*	14
26	at Abilene Christian*	20
31	Howard Payne*	19
17	at Texas A&I*	21
0	Southwest Texas State*	20
21	at Sam Houston State*	12

3	East Texas State*	27
1984		
8-3, 4-0 LSC - 1st		
ASU		OPP
3	at North Texas State	7
10	Northwestern State (La.)	7
21	at Cameron (Okla.)	0
7	at Eastern Washington	40
18	Eastern New Mexico	17
14	at Texas Southern	17
52	Texas A&I*	3
30	Abilene Christian*	7
17	at East Texas State*	14
52	Sam Houston State	7
30	at Howard Payne*	7

1985		
7-4, 3-2 LSC - 2nd		
ASU		OPP
35	at Texas-Arlington	23
10	at West Texas State	12
42	Cameron (Okla.)	13
14	Sam Houston State	24
29	at Central Oklahoma	23
21	Texas Southern	6
20	at Texas A&I*	23
35	at Abilene Christian*	18
28	East Texas State*	24
24	at Eastern New Mexico*	26
48	Howard Payne*	7

1986		
6-5, 3-3 LSC - T4th		
ASU		OPP
20	at New Mexico State	14
13	at Northern Arizona	24
31	Texas Southern	27
21	at Sam Houston State	38
23	Central Oklahoma	21
15	at West Texas State*	38
35	Eastern New Mexico*	14
13	at Abilene Christian*	45
50	Howard Payne*	10
43	at East Texas State*	16
34	Texas A&I*	52

1987		
8-3, 4-1 LSC - 1st		
ASU		OPP
14	Sam Houston State	31
14	at Texas Southern	7
31	East Central (Okla.)	24
21	at New Mexico State	17
36	West Texas State*	7
0	at Eastern New Mexico*	18
45	Abilene Christian*	24
17	at Central Oklahoma	10
49	East Texas State*	8
13	at Texas A&I*	6
NCAA Division II Playoffs		
20	Northern Michigan	23

1988		
6-4, 5-2 LSC - 2nd		
ASU		OPP
3	at Sam Houston State	20
30	Southern Utah	7
8	at Cal Poly-San Luis Obispo	15

52	at West Texas State*	6
49	Eastern New Mexico*	18
49	at Abilene Christian*	21
11	Central Oklahoma*	19
38	Cameron (Okla.)*	7
56	at East Texas State*	23
26	Texas A&I*	46

1989		
11-3, 5-2 LSC - 2nd		
ASU		OPP
31	Lamar	28
34	at Southern Utah	23
38	Sam Houston State	7
45	Cal Poly-San Luis Obispo	20
49	West Texas State*	14
20	at Eastern New Mexico*	30
50	Abilene Christian*	14
49	at Central Oklahoma*	7
44	at Cameron*	14
35	East Texas State*	8
3	at Texas A&I*	42
NCAA Division II Playoffs		
28	at California-Davis	23
24	at Pittsburg State (Kan.)	23
16	at Jacksonville State (Ala.)	34

1990		
7-3, 5-2 LSC - 2nd		
ASU		OPP
45	Abilene Christian	14
28	at Stephen F. Austin	24
0	at Sam Houston State	12
52	at West Texas State*	14
14	Eastern New Mexico*	15
41	at Abilene Christian*	6
14	Central Oklahoma*	9
36	Cameron (OK)*	3
7	at East Texas State*	42
21	Texas A&I*	13

1991		
6-3-1, 4-1-1 LSC - 2nd		
ASU		OPP
28	at Abilene Christian	7
55	Prairie View A&M	0
6	Sam Houston State	16
13	Cal Poly-San Luis Obispo	23
2	at Eastern New Mexico*	13
36	Abilene Christian*	9
41	at Central Oklahoma*	10
34	at Cameron (Okla.)*	0
39	East Texas State*	39
21	at Texas A&I*	17

1992		
5-5, 3-3 LSC - 3rd		
ASU		OPP
24	Henderson State (Ark.)	7
33	at Prairie View A&M	3
0	at Sam Houston State	20
10	at Southern Utah	17
25	Eastern New Mexico*	26
48	at Abilene Christian*	7
27	Central Oklahoma*	7
20	Cameron (Okla.)*	7
11	at East Texas State*	25
6	Texas A&I*	9

1993			
7-3, 3-2 LSC - 2nd			
ASU		OPP	
7	at Portland State (Ore.)	45	
18	Southern Utah	16	
41	New Mexico Highlands	10	
26	at Southern Arkansas	16	
69	Fort Lewis (Colo.)	0	
28	Eastern New Mexico*	0	
45	Abilene Christian*	20	
24	at Central Oklahoma*	28	
31	East Texas State*	8	
7	at Texas A&M Kingsville*	16	

1994			
6-5, 4-1 LSC - 2nd			
ASU		OPP	
12	at North Dakota State	21	
10	Portland State (Ore.)	35	
7	at Sam Houston State	18	
52	at Fort Lewis (Colo.)	13	
52	Tarleton State*	42	
38	Eastern New Mexico*	0	
12	at Abilene Christian*	5	
22	Central Oklahoma*	3	
14	at East Texas State*	6	
28	Texas A&M-Kingsville*	30	
NCAA DII Playoffs			
0	at Portland State (Ore.)	29	

1995			
6-3-1, 5-2 LSC - 3rd			
ASU		OPP	
14	at Southern Utah	7	
30	East Central (Okla.)	10	
3	at Stephen F. Austin	17	
54	West Texas A&M*	14	
10	at Eastern New Mexico*	10	
24	Abilene Christian*	0	
14	at Central Oklahoma*	7	
35	Tarleton State*	7	
21	East Texas State*	24	
20	at Texas A&M-Kingsville*	41	

1996			
6-4, 4-3 LSC - 3rd			
ASU		OPP	
21	Northeastern State (OK)	14	
41	Western New Mexico	3	
23	at McNeese State	37	
28	at West Texas A&M*	10	
38	Eastern New Mexico*	28	
14	at Abilene Christian*	17	
27	Central Oklahoma*	24	
38	at Tarleton State*	42	
35	at Texas A&M-Commerce*	32	
17	Texas A&M-Kingsville*	24	

1997			
10-2, 8-1 LSC - 2nd, 6-1 LSC-S - 2nd			
ASU		OPP	
24	at Sam Houston State	17	
34	at Northeastern State (Okla.)	30	
41	Ouachita Baptist (AR)	14	
31	West Texas A&M*	23	
16	at Eastern New Mexico*	7	

42	Abilene Christian*	10
30	at Midwestern State*	9
47	Tarleton State*	13
40	Texas A&M-Commerce*	21
25	at Texas A&M-Kingsville*	35
NCAA Division II Playoffs		
46	Western State (Colo.)	12
33	California-Davis	50

1998

6-4, 6-3 LSC - 4th, 5-2 LSC-S - 1st

ASU		OPP
26	Sam Houston State	27
21	Northeastern State (Okla.)	17
23	at Ouachita Baptist (Ark.)	18
7	at West Texas A&M*	37
7	Eastern New Mexico*	10
18	at Abilene Christian*	16
48	Midwestern State*	7
24	at Tarleton State*	16
28	at Texas A&M-Commerce*	20
14	Texas A&M-Kingsville*	38

1999

7-4, 6-3 LSC - 4th, 5-2 LSC-S - 1st

ASU		OPP
14	Northern Colorado	51
53	at Adams State (CO)	7
34	at Central Oklahoma	37
31	Harding (AR)	28
28	West Texas A&M*	7
24	at Eastern New Mexico*	19
28	Abilene Christian*	6
21	at Midwestern State*	19
27	Tarleton State*	17
10	Texas A&M-Commerce*	14
38	Texas A&M-Kingsville*	42

2000

6-4, 4-4 LSC - 7th, 4-2 LSC-S - 1st

ASU		OPP
28	at Northern Colorado	10
45	Adams State (CO)	12
7	at East Central (OK)	12
28	at West Texas A&M*	3
8	Eastern New Mexico*	18
27	at Abilene Christian*	25
12	at Northeastern State (Okla.)	17
13	at Texas A&M-Commerce*	14
14	Texas A&M-Kingsville*	2
45	Tarleton State*	25

2001

6-4, 6-2 LSC - 3rd, 4-2 LSC-S - 3rd

ASU		OPP
9	at North Dakota State	48
21	East Central (Okla.)	19
0	at Southwest Texas State	10
30	West Texas A&M*	10
28	at Eastern New Mexico*	0
31	Abilene Christian*	0
27	Northeastern State (Okla.)	23
7	at Tarleton State*	41
14	Texas A&M-Commerce*	7
3	at Texas A&M-Kingsville*	27

2002

2-8, 2-7 LSC - 9th, 2-4 LSC-S - 5th

ASU		OPP
------------	--	------------

0	Tarleton State	38
20	Southeastern Oklahoma	26
24	at Southwestern Oklahoma	31
19	at West Texas A&M*	0
14	Eastern New Mexico*	23
29	at Abilene Christian*	30
21	at East Central (Okla.)	34
6	Midwestern State*	38
17	at Texas A&M-Commerce*	16
14	Texas A&M-Kingsville*	37

2003

3-8, 3-6 LSC - 7th, 2-4 LSC-S - 4th

ASU		OPP
7	at Texas State-San Marcos	42
9	at Tarleton State	40
28	at Southeastern Oklahoma	33
28	Southwestern Oklahoma	24
20	West Texas A&M*	19
0	at Eastern New Mexico*	31
23	Abilene Christian*	39
7	East Central (Okla.) - OT	10
37	at Midwestern State*	52
24	Texas A&M-Commerce*	7
17	at Texas A&M-Kingsville*	44

2004

2-9, 2-6 LSC - 10th, 1-5 LSC-S - 6th

ASU		OPP
20	Western New Mexico	23
10	at Texas State	45
27	Southeastern Oklahoma	41
21	at Central Oklahoma	34
13	at Midwestern State*	41
35	Eastern New Mexico*	38
25	at Abilene Christian*	29
21	at Northeastern State (OK)	16
33	West Texas A&M*	36
24	at Texas A&M-Commerce*	21
18	Texas A&M-Kingsville*	49

2005



Dale Carr
2005-2010

28-36
(.437 pct)

9-3, 7-2 LSC - 2nd, 4-2 LSC-S - 2nd

ASU		OPP
26	at Western State (Colo.)	7
42	Southern Nazarene (Okla.)	7
27	at Southeastern Oklahoma	24
20	Central Oklahoma	16
30	Midwestern State*	29
14	at Eastern New Mexico*	38
27	Abilene Christian*	24
49	Northeastern State (Okla.)	20
58	at West Texas A&M*	53
17	Tarleton State	30
54	at Texas A&M-Kingsville - OT	51
NCAA DII Playoffs		
14	Northwest Missouri State	45

2006

3-7, 2-7 LSC - 10th, 2-4 LSC-S - 5th

ASU		OPP
9	Western State (Colo.)	8
6	East Central (Okla.)	20
24	at Central Oklahoma - 3OT	30
17	at Midwestern State*	41
17	Eastern New Mexico*	7
7	at Abilene Christian*	35
9	Texas A&M-Commerce	17
10	West Texas A&M*	26
10	at Tarleton State*	41
38	Texas A&M-Kingsville*	20

2007

2-8, 2-7 LSC - 12th, 1-5 LSC-S - 6th

ASU		OPP
13	at Sam Houston State	17
31	at East Central (OK)	48
27	Central Oklahoma	18
16	Midwestern State*	44
28	at Eastern New Mexico* - 2OT	21
28	Abilene Christian*	52
17	at Texas A&M-Commerce	20
17	at West Texas A&M*	38
10	Tarleton State*	38
21	at Texas A&M-Kingsville*	47

2008

3-8, 3-6 LSC - 9th; 1-5 LSC-S - 6th

ASU		OPP
14	at Texas State	21
10	at Texas A&M-Commerce*	13
24	at Southwestern Oklahoma*	2
34	East Central Oklahoma*	24
3	at Midwestern State*	17
25	Eastern New Mexico*	13
7	at Abilene Christian*	51
0	Southeastern Oklahoma*	35
0	West Texas A&M*	27
24	at Tarleton State*	31
14	Texas A&M-Kingsville*	38

2009

6-5, 5-4 LSC, 2-4 LSC-S

ASU		OPP
21	Texas A&M-Commerce*	7
28	at Texas State	48
55	Southwestern Oklahoma*	10
29	at East Central*	9
20	Midwestern State*	17
47	at Eastern New Mexico*	23
14	Abilene Christian*	38
42	at Southeastern Oklahoma*	30
15	at West Texas A&M*	43
14	Tarleton State*	21
32	at Texas A&M-Kingsville*	35

2010

5-5, 5-5 LSC, 1-5 LSC-S

ASU		OPP
41	Eastern New Mexico*	38
31	vs. Texas A&M-Commerce*	10
27	(9)West Texas A&M*	37
34	at Tarleton State*	37
21	(10)Texas A&M-Kingsville*	28
21	at (15)Midwestern State*	35
61	Incarnate Word*	17
20	at (3)Abilene Christian	33
40	at Southeastern Oklahoma*	33
49	Central Oklahoma*	35



Will Wagner
2011-Present

10-12
(.454 pct)

2011

5-6, 2-6 LSC,

ASU		OPP
35	at Western State	12
49	vs. Chadron State	42
20	Central Oklahoma	0
17	at No. 10 Abilene Christian*	31
21	Eastern New Mexico*	23
7	at No. 20 West Texas A&M*	19
20	No. 15 Midwestern State	68
45	at Texas A&M-Commerce*	14
33	Texas A&M-Kingsville*	36
34	at Incarnate Word	14
23	Tarleton State	28

2012

5-6, 4-4 LSC,

ASU		OPP
42	Western State	14
7	Chadron State	19
10	vs. Valdosta State	43
28	at No. 10 Abilene Christian*	23
49	Eastern New Mexico*	19
9	at No. 20 West Texas A&M*	35
28	No. 15 Midwestern State	35
17	at Texas A&M-Commerce*	16
21	Texas A&M-Kingsville*	34
38	at Incarnate Word	21
37	Tarleton State	54

2013

5-6, 2-4 LSC

ASU		OPP
38	Black Hills State	26
24	vs. No. 5 CSU-Pueb;p	45
34	Tarleton State*	38
3	at No. 1 Valdosta State	37
48	at McMurry	35
28	Eastern New Mexico*	29
30	at No. 12 West Texas A&M*	34
43	Midwestern State*	49
25	at Texas A&M-Commerce*	20
49	Texas A&M-Kingsville*	28
7	Incarnate Word	0

ASU COACHING HISTORY



Max Bumgardner (1964-68) - 13-36 (.265 pct)

Coach "Bum" guided the Ram fortunes from 1950 to 1968 and led the Rams to three bowl appearances. He compiled a career 74-74-2 record in his years at ASU, including his stint as head coach of the San Angelo College Rams as well as the inaugural years of senior college competition. Coach Bumgardner also recruited and coached former Ram mentor Jerry Vandergriff during his years as a player at San Angelo College. Bum passed away in 2005.



Grant Teaff (1969-1971) - 19-11 (.633 pct)

One of the great collegiate coaching legends of all-time, Teaff got his start at Angelo State before heading to Baylor to establish the dynasty there. Teaff led the Rams to three consecutive winning seasons and a 38-21 win over the number-one ranked Javelinas of Texas A&I in 1970. Teaff is now the executive director of the American Football Coaches Association, headquartered in Waco.



James Cameron (1972-73) - 13-7 (.650 pct)

Jim Cameron established his mark on ASU football in part on the field and in part in the coaching legacy he left behind. Cameron brought former defensive coordinator Mike Martin along with him from Howard Payne University when he became the Rams' head coach. Cameron led the Rams to an appearance in the Ardmore Shrine Bowl in 1972. Cameron passed away in 1995.



Jim Hess (1974-81) - 65-23-3 (.731 pct)

Before heading to Stephen F. Austin and New Mexico State, Jim Hess coached the Rams for eight seasons. He led the Rams to the NAIA national title in 1978 and has the school's top all-time winning percentage. The Rams reached the NAIA playoffs three times under Hess' guidance.



Jerry Vandergriff (1982-2004) - 143-101-2 (.585 pct)

Coach Vandergriff is the winningest coach in ASU history, establishing that mark with a win over Central Oklahoma in 1993. He guided the Rams to four NCAA playoff appearances, including the semifinal round in 1989. Vandergriff also has the distinction of being the only ASU coach to be honored by the Lone Star Conference with the Coach of the Year honor three times. He won the award in 1984, 1987 and 1997.



Dale Carr (2005-2010) - 28-36 (.437 pct)

It didn't take long for Dale Carr to find success at ASU. After an outstanding coaching career at Tyler Junior College, Carr became the fourth ASU head coach to lead the Rams to the postseason as he posted a 9-2 regular-season record in his debut. His nine wins in 2005 marked the most ever by an ASU head coach in his first year.

Replicating that success proved difficult however, as Carr's teams posted sub-.500 records in each of the next three seasons before a 6-5 mark in 2009 and a 5-5 record in 2010, Carr's final season.

Pete Sikes also guided the Ram fortunes, leading ASU during its junior college football days from 1939 to 1949. Sikes compiled a record of 41-23-5 during those 10 seasons. Coach Sikes passed away in late 2003.

ALL-TIME SERIES RECORDS

TEAM	W	L	T	STRK	LAST
Abilene Christian	28	22	1	W1	2012
Adams State	2	0	0	W2	2000
Alcorn State	3	0	0	W3	1982
Black Hills State	1	0	0	W1	2013
UC Davis	1	1	0	L1	1997
Cal Poly-San Luis Obispo	1	2	0	L1	1991
Cameron	12	1	0	W11	1992
Central Oklahoma	18	6	1	W3	2011
Chadron State	1	1	0	L1	2012
Colorado State Pueblo	0	1	0	L1	2013
Corpus Christi	1	1	0	L1	1965
East Central	10	5	0	W2	2009
Eastern New Mexico	22	15	1	L1	2013
Eastern Washington	0	1	0	L1	1984
Elon	1	0	0	W1	1978
Fort Lewis	2	0	0	W2	1994
Harding	1	0	0	W1	1999
Henderson State	1	0	0	W1	1992
Hiram Scott	0	2	0	L2	1967
Howard Payne	17	5	1	W10	1986
Incarinate Word	4	0	0	W4	2013
Jacksonville State	0	1	0	L1	1989
Lamar	1	0	0	W1	1989
McMurry	5	4	0	W4	2013
Midwestern State	5	10	0	L4	2013
Monterrey Tech	1	0	0	W1	1974
Navarro	1	0	0	W1	1964
New Mexico Highlands	1	0	0	W1	1993
New Mexico Military	1	0	0	W1	1964
New Mexico State	2	0	0	W2	1987
North Dakota State	0	2	0	L2	2001
North Texas	0	1	0	L1	1984
Northeastern State	6	2	0	W3	2005
Nothern Arizona	0	1	0	L1	1986
Northern Colorado	1	1	0	W1	2000
Northern Michigan	0	1	0	L1	1987
Northwest Missouri State	0	1	0	L1	2005
Northwestern State	2	2	0	W1	1984
Northwood	1	0	0	W1	1968
Oregon College	1	0	0	W1	1978
Ouachita Baptist	2	0	0	W2	1998
Pittsburg State	1	0	0	W1	1989
Portland State	0	3	0	L3	1994
Prairie View A&M	3	0	0	W3	1992
Quantico Marines	0	1	0	L1	1966
Sam Houston State	17	12	0	L2	2007
Southern Arkansas	1	0	0	W1	1993
Southern Nazarene	1	0	0	W1	2005
Southern Utah	4	1	0	W2	1995
Southeastern Oklahoma	3	4	0	W2	2010
Southwestern Oklahoma	3	2	0	W3	2009
Stephen F. Austin	12	9	0	L1	1995
Sul Ross State	7	6	0	W6	1975
Tarleton State	14	16	0	L12	2013
Texas A&M-Commerce	27	14	2	W5	2013
Texas A&M-Kingsville	14	33	0	W1	2013
Texas-Arlington	1	0	0	W1	1985
Texas Lutheran	3	2	0	W1	1969
Texas Southern	3	1	0	W3	1987
Texas State	5	19	0	L9	2009
Trinity	0	2	0	L2	1967
Troy	0	1	0	L1	1976
Valdosta State	0	2	0	L2	2013
West Texas A&M	15	11	0	L8	2013
Western New Mexico	1	1	0	L1	2004
Western State	6	0	0	W6	2012
Wharton	0	1	0	L1	1964
Wisconsin-River Falls	1	0	0	W1	1979

ALL-TIME SERIES RESULTS

Abilene Christian

Angelo State leads 28-22-1

1964, ACU, 33-22
 1965, ACU, 41-12
 1966, ACU, 28-18
 1967, ASU, 17-6
 1968, ACU, 60-14
 1969, ACU, 51-19
 1970, ACU, 17-13
 1972, ASU, 35-27
 1973, ACU, 27-0
 1974, ACU, 33-21
 1975, TIE, 17-17
 1976, ACU, 26-0
 1977, ASU, 21-14
 1978, ASU, 33-8
 1979, ASU, 20-7
 1980, ASU, 38-20
 1981, ACU, 28-26
 1982, ASU, 24-14
 1983, ACU, 9-23
 1983, ASU, 26-20
 1984, ASU, 30-7
 1985, ASU, 35-18
 1986, ACU, 45-13
 1987, ASU, 45-24
 1988, ASU, 49-21
 1989, ASU, 50-14
 1990, ASU, 45-14
 1990, ASU, 41-6
 1991, ASU, 28-7
 1991, ASU, 36-9
 1992, ASU, 48-7
 1993, ASU, 45-20
 1994, ASU, 12-5
 1995, ASU, 24-0
 1996, ACU, 17-14
 1997, ASU, 42-10
 1998, ASU, 18-16
 1999, ASU, 28-6
 2000, ASU, 27-25
 2001, ASU, 31-0
 2002, ACU, 30-29
 2003, ACU, 39-23
 2004, ACU, 29-25
 2005, ASU, 27-24
 2006, ACU, 35-7
 2007, ACU, 52-28
 2008, ACU, 51-7
 2009, ACU, 38-14
 2010, ACU, 33-20
 2011, ACU, 31-17
 2012, ASU, 28-23

Adams State

Angelo State leads, 2-0

1999, ASU, 53-7
 2000, ASU, 45-12

Alcorn State

Angelo State leads, 3-0

1976, ASU, 14-2

1981, ASU, 16-10
 1982, ASU, 28-9

Black Hills State

Angelo State leads, 1-0

2013, ASU, 38-26

UC Davis

Series tied, 1-1

1989, ASU, 28-23
 1997, UCD, 50-33

Cal Poly-San Luis Obispo

Cal Poly leads, 1-2

1988, Cal Poly, 15-8
 1989, ASU, 45-20
 1991, Cal Poly, 23-13

Cameron

Angelo State leads, 12-1

1968, ASU, 21-13
 1969, CU, 28-0
 1979, ASU, 14-9
 1980, ASU, 21-3
 1982, ASU, 45-25
 1983, ASU, 16-7
 1984, ASU, 21-0
 1985, ASU, 42-13
 1988, ASU, 38-7
 1989, ASU, 44-14
 1990, ASU, 36-3
 1991, ASU, 34-0
 1992, ASU, 20-7

Central Oklahoma

Angelo State leads 18-6-1

1973, TIE, 7-7
 1974, ASU, 21-14
 1975, UCO, 13-7
 1976, ASU, 57-0
 1977, ASU, 31-6
 1978, ASU, 42-13
 1985, ASU, 29-23
 1986, ASU, 23-21
 1987, ASU, 17-10
 1988, UCO, 19-11
 1989, ASU, 49-7
 1990, ASU, 14-9
 1991, ASU, 41-10
 1992, ASU, 27-7
 1993, UCO, 28-24
 1994, ASU, 22-3
 1995, ASU, 14-7
 1996, ASU, 27-24
 1999, UCO, 37-34
 2004, UCO, 34-21
 2005, ASU, 20-16
 2006, UCO, 30-24 (3OT)
 2007, ASU, 27-18
 2010, ASU, 49-35
 2011, ASU, 20-0

Chadron State

Tied, 1-1

2011, ASU, 49-42
 2012, CS, 19-7

Colorado State-Pueblo

CSU-Pueblo leads 0-1-0

2013, CSUP, 45-24

Corpus Christi

Series tied, 1-1

1964, ASU, 40-0
 1965, CCU, 20-15

East Central

Angelo State leads, 10-5

1972, ASU, 55-14
 1978, ASU, 14-7
 1979, ASU, 33-7
 1980, ASU, 35-16
 1981, ASU, 31-6
 1987, ASU, 31-24
 1995, ASU, 30-10
 2000, ECU, 12-7
 2001, ASU, 21-19
 2002, ECU, 34-21
 2003, ECU, 10-7 (OT)
 2006, ECU, 20-6
 2007, ECU, 31-48
 2008, ASU, 34-24
 2009, ASU, 29-9

Eastern New Mexico

Angelo State leads, 22-14-1

1968, ENMU, 24-0
 1969, ASU, 34-8
 1976, ASU, 38-24
 1977, ASU, 27-0
 1978, ASU, 40-0
 1979, ASU, 21-7
 1980, ASU, 34-7
 1981, ASU, 35-14
 1984, ASU, 18-17
 1985, ENMU, 26-24
 1986, ASU, 35-14
 1987, ENMU, 18-0
 1988, ASU, 49-18
 1989, ENMU, 30-20
 1990, ENMU, 15-14
 1991, ENMU, 13-12
 1992, ENMU, 26-25
 1993, ASU, 28-0
 1994, ASU, 38-0
 1995, TIE, 10-10
 1996, ASU, 38-28
 1997, ASU, 16-7
 1998, ENMU, 7-10
 1999, ASU, 24-19
 2000, ENMU, 18-8
 2001, ASU, 28-0
 2002, ENMU, 23-14
 2003, ENMU, 31-0

2004, ENMU, 38-35
 2005, ENMU, 38-14
 2006, ASU, 17-7
 2007, ASU, 28-21 (2OT)
 2008, ASU, 25-13
 2009, ASU 47-23
 2010, ASU, 41-38
 2011, ENMU, 23-21
 2012, ASU, 49-19
 2013, ENMU, 29-28

Eastern Washington

Eastern Washington leads, 1-0

1984, EWU, 40-7

Elon

Angelo State leads, 1-0

1978, ASU, 34-14

Fort Lewis

Angelo State leads, 2-0

1993, ASU, 69-0
 1994, ASU, 52-13

Harding

Angelo State leads, 1-0

1999, ASU, 31-28

Henderson State

Angelo State leads, 1-0

1992, ASU, 24-7

Hiram Scott

Hiram Scott leads, 0-2

1966, HS, 7-2
 1967, HS, 19-13

Howard Payne

Angelo State leads, 17-5-1

1964, HPU, 14-24
 1965, ASU, 15-14
 1966, HPU, 24-14
 1967, ASU, 15-14
 1966, HPU, 19-0
 1967, HPU, 28-7
 1970, ASU, 10-7
 1971, ASU, 28-26
 1972, ASU, 21-7
 1973, HPU, 10-6
 1974, ASU, 17-5
 1975, ASU, 21-0
 1976, TIE, 9-9
 1977, ASU, 34-13
 1978, ASU, 38-22
 1979, ASU, 20-12
 1980, ASU, 16-0
 1981, ASU, 29-7
 1982, ASU, 16-6
 1983, ASU, 31-19
 1984, ASU, 30-7
 1985, ASU, 48-7
 1986, ASU, 50-10

Incarnate Word

Angelo State leads, 3-0

- 2010, ASU, 61-17
- 2011, ASU, 34-14
- 2012, ASU, 38-21
- 2013, ASU 7-0

Jacksonville State

Jacksonville State leads, 1-0

- 1989, JSU, 34-16

Lamar

Angelo State leads, 1-0

- 1989, ASU, 31-20

McMurry

ASU leads, 5-4

- 1964, ASU, 18-13
- 1965, MMU, 9-7
- 1966, MMU, 13-0
- 1967, MMU, 16-14
- 1968, MMU, 25-0
- 1969, ASU, 22-7
- 1970, ASU, 55-0
- 1971, ASU, 48-3
- 2013, ASU, 48-35

Midwestern State

Midwestern State leads, 10-5

- 1997, ASU, 30-9
- 1998, ASU, 48-7
- 1999, ASU, 21-19
- 2002, MSU, 38-6
- 2003, MSU, 52-37
- 2004, MSU, 41-13
- 2005, ASU, 30-29
- 2006, MSU, 41-17
- 2007, MSU, 44-16
- 2008, MSU, 17-3
- 2009, ASU, 20-17
- 2010, MSU, 35-21
- 2011, MSU, 68-20
- 2012, MSU, 35-28
- 2013, MSU, 49-43

Monterrey Tech

Angelo State leads, 1-0

- 1974, ASU, 56-21

Navarro

Angelo State leads, 1-0

- 1964, ASU, 21-7

New Mexico Highlands

Angelo State leads, 1-0

- 1993, ASU, 41-10

New Mexico Military

Angelo State leads, 1-0

- 1964, ASU, 18-0

New Mexico State

Angelo State leads, 2-0

- 1986, ASU, 20-14
- 1987, ASU, 21-17

North Dakota State

North Dakota State leads, 2-0

- 1994, NDSU, 21-12
- 2001, NDSU, 48-9

North Texas

North Texas leads, 1-0

- 1984, NT, 7-3

Northeastern State

Angelo State leads, 6-2

- 1980, NSU, 10-3
- 1996, ASU, 21-14
- 1997, ASU, 34-30
- 1998, ASU, 21-17
- 2000, NSU, 17-12
- 2001, ASU, 27-23
- 2004, ASU, 21-16
- 2005, ASU, 49-20

Northern Arizona

Northern Arizona leads, 1-0

- 1986, NAU, 24-13

Northern Colorado

Series tied, 1-1

- 1999, UNC, 51-14
- 2000, ASU, 28-10

Northern Michigan

Northern Michigan leads, 1-0

- 1987, NMU, 23-20

Northwest Missouri State

Northwest Missouri State leads, 1-0

- 2005, NWMSU, 45-14

Northwestern State

Series tied, 2-2

- 1981, NLU, 59-26
- 1982, ASU, 26-17
- 1983, NLU, 30-22
- 1984, ASU, 10-7

Northwood

Angelo State leads, 1-0

- 1968, ASU, 47-7

Oregon College

Angelo State leads, 1-0

- 1978, ASU, 32-0

Ouachita Baptist

Angelo State leads, 2-0

- 1997, ASU, 41-14
- 1998, ASU, 23-18

Pittsburg State

Angelo State leads, 1-0

- 1989, ASU, 24-23

Portland State

Portland State leads, 3-0

- 1993, PSU, 45-7
- 1994, PSU, 35-10

- 1994, PSU, 29-0

Prairie View A&M

Angelo State leads, 3-0

- 1971, ASU, 21-14
- 1991, ASU, 55-0
- 1992, ASU, 33-3

Quantico Marines

Quantico Marines lead, 1-0

- 1966, QM, 35-9

Sam Houston State

Angelo State leads, 17-12

- 1965, ASU, 19-12
- 1970, SHSU, 27-15
- 1971, SHSU, 13-6
- 1972, ASU, 27-9
- 1973, ASU, 34-0
- 1974, SHSU, 27-21
- 1975, ASU, 52-10
- 1976, ASU, 24-7
- 1977, ASU, 14-3
- 1977, ASU, 29-15
- 1978, ASU, 42-13
- 1978, ASU, 44-17
- 1979, ASU, 17-16
- 1980, ASU, 34-7
- 1981, ASU, 38-10
- 1982, ASU, 44-14
- 1983, ASU, 21-12
- 1984, ASU, 52-7
- 1985, SHSU, 24-14
- 1986, SHSU, 38-21
- 1987, SHSU, 31-14
- 1988, SHSU, 20-3
- 1989, ASU, 38-7
- 1990, SHSU, 12-0
- 1991, SHSU, 16-6
- 1994, SHSU, 18-7
- 1997, ASU, 24-17
- 1998, SHSU, 27-26
- 2007, SHSU, 17-13

Southeastern Oklahoma

Southeastern Oklahoma leads, 4-3

- 2002, SOSU, 26-20
- 2003, SOSU, 33-28
- 2004, SOSU, 41-27
- 2005, ASU, 27-24
- 2008, SOSU, 35-0
- 2009, ASU, 42-30
- 2010, ASU, 40-33

Southern Arkansas

Angelo State leads, 1-0

- 1993, ASU, 18-16

Southern Nazarene

Angelo State leads, 1-0

- 2005, ASU, 42-7

Southern Utah

Angelo State leads, 4-1

- 1988, ASU, 30-7
- 1989, ASU, 34-23

- 1992, SU, 17-10
- 1993, ASU, 18-16
- 1995, ASU, 14-7

Southwestern Oklahoma

Angelo State leads, 3-2

- 1972, SWOSU, 28-6
- 2002, SWOSU, 31-24
- 2003, ASU, 28-24
- 2004, ASU, 24-2
- 2009, ASU, 55-10

Stephen F. Austin

Angelo State leads, 12-9

- 1964, ASU, 34-14
- 1965, SFA, 35-0
- 1966, SFA, 34-14
- 1968, SFA, 42-7
- 1969, SFA, 36-7
- 1970, ASU, 41-28
- 1971, ASU, 41, 13
- 1972, ASU, 28-24
- 1973, SFA, 14-21
- 1974, SFA, 37-31
- 1975, ASU, 34-7
- 1976, ASU, 26-0
- 1977, ASU, 14-0
- 1978, ASU, 15-3
- 1979, SFA, 21-0
- 1980, ASU, 35-7
- 1981, ASU, 38-13
- 1982, ASU, 34-20
- 1983, SFA, 14-10
- 1990, ASU, 28-24
- 1995, SFA, 3-17

Sul Ross State

Angelo State leads, 7-6

- 1964, SRSU, 14-0
- 1965, SRSU, 35-0
- 1966, SRSU, 34-14
- 1967, SRSU, 26-12
- 1968, SRSU, 34-14
- 1969, ASU, 20-19
- 1970, SRSU, 14-27
- 1971, ASU, 45-14
- 1972, ASU, 21-7
- 1973, ASU, 27-16
- 1974, ASU, 42-7
- 1975, ASU, 21-0
- 1975, ASU, 48-0

Tarleton State

Tarleton State leads 16-14

- 1965, TSU, 54-14
- 1966, TSU, 44-8
- 1967, ASU, 34-20
- 1968, TSU, 24-10
- 1969, ASU, 40-14
- 1970, ASU, 43-0
- 1971, ASU, 42-13
- 1972, ASU, 28-7
- 1973, ASU, 32-6
- 1974, ASU, 55-6
- 1975, ASU, 36-10
- 1994, ASU, 52-42

1995, ASU, 35-7
1996, TSU, 42-38
1997, ASU, 47-13
1998, ASU, 24-16
1999, ASU, 27-17
2000, ASU, 45-25
2001, TSU, 41-7
2002, TSU, 38-0
2003, TSU, 40-9
2005, TSU, 30-17
2006, TSU, 41-10
2007, TSU, 38-10
2008, TSU, 31-24
2009, TSU, 21-14
2010, TSU, 37-34
2011, TSU, 28-23
2012, TSU, 54-37
2013 TSU, 38-34

Texas A&M-Commerce

Angelo State leads, 27-14-2

1970, ASU, 35-8
1971, ASU, 14-7
1972, TAMC, 24-14
1973, TAMC, 38-0
1974, TAMC, 49-7
1975, ASU, 51-0
1976, TAMC, 27-0
1977, ASU, 35-20
1978, ASU, 35-14
1979, ASU, 20-19
1980, TIE, 13-13
1981, ASU, 44-32
1982, TAMC, 24-20
1983, TAMC, 27-3
1984, ASU, 17-14
1985, ASU, 28-24
1986, ASU, 43-16
1987, ASU, 49-8
1988, ASU, 56-23
1989, ASU, 35-8
1990, TAMC, 42-7
1991, TIE, 39-39
1992, TAMC, 25-11
1993, ASU, 31-8
1994, ASU, 14-6
1995, TAMC, 21-24
1996, ASU, 35-32
1997, ASU, 40-21
1998, ASU, 28-20
1999, TAMC, 14-10
2000, TAMC, 13-14
2001, ASU, 14-7
2002, ASU, 17-16
2003, ASU, 24-7
2004, ASU, 24-21
2006, TAMC, 17-9
2007, TAMC, 20-17
2008, TAMC, 13-10
2009, ASU, 21-7
2010, ASU, 31-10
2011, ASU, 45-14
2012, ASU, 17-16
2013, ASU, 25-20

Texas A&M-Kingsville

Texas A&M-Kingsville leads, 32-14

1968, TAMK, 44-0
1969, TAMK, 19-9
1970, ASU, 38-21
1971, TAMK, 13-7
1972, ASU, 10-0
1973, ASU, 45-28
1974, TAMK, 42-14
1975, TAMK, 14-6
1976, TAMK, 20-10
1977, TAMK, 35-7
1978, ASU, 21-19
1979, TAMK, 24-8
1979, TAMK, 22-19
1980, ASU, 33-16
1981, ASU, 29-21
1982, TAMK, 30-20
1983, TAMK, 21-17
1984, ASU, 52-3
1985, TAMK, 23-20
1986, TAMK, 52-34
1987, ASU, 13-6
1988, TAMK, 46-26
1989, TAMK, 42-3
1990, ASU, 21-13
1991, ASU, 21-7
1992, TAMK, 9-6
1993, TAMK, 16-7
1994, TAMK, 30-28
1995, TAMK, 41-20
1996, TAMK, 24-17
1997, TAMK, 35-25
1998, TAMK, 14-38
1999, TAMK, 42-38
2000, ASU, 14-2
2001, TAMK, 27-3
2002, TAMK, 37-14
2003, TAMK, 44-17
2004, TAMK, 49-18
2005, ASU, 54-51
2006, ASU, 38-20
2007, TAMK, 47-21
2008, TAMK, 38-14
2009, TAMK, 35-32
2010, TAMK, 28-21
2011, TAMK, 36-33 (3OT)
2012, TAMK, 34-21
2013, ASU, 49-28

Texas-Arlington

Angelo State leads, 1-0)

1985, ASU, 35-23

Texas Lutheran

Angelo State leads, 3-2

1965, ASU, 34-0
1966, TLU, 19-14
1967, ASU, 31-29
1968, TLU, 7-6
1969, ASU, 46-14

Texas Southern

Angelo State leads, 3-1

1984, TSU, 17-14
1985, ASU, 21-6
1986, ASU, 31-27

1987, ASU, 14-7

Texas State

Texas State leads, 19-5

1965, TXST, 35-7
1966, TXST, 24-6
1967, TXST, 47-20
1968, TXST, 43-6
1969, ASU, 35-29
1970, TXST, 20-13
1971, TXST, 30-8
1972, TXST, 10-3
1973, ASU, 16-0
1974, TXST, 17-14
1975, ASU, 44-15
1976, TXST, 14-2
1977, TXST, 23-20
1978, ASU, 29-6
1979, ASU, 14-3
1980, TXST, 18-15
1981, TXST, 31-7
1982, TXST, 42-16
1983, TXST, 20-0
2001, TXST, 10-0
2003, TXST, 42-7
2004, TXST, 45-10
2008, TXST, 21-14
2009, TXST, 48-28

Troy

Troy leads, 1-0

1976, TROY, 38-9

Trinity

Trinity leads, 2-0

1966, TU, 24-7
1967, TU, 48-20

Valdosta State

Valdosta State leads, 2-0

2012, VS,U 43-10
2013, VSU, 37-3

West Texas A&M

West Texas A&M leads, 17-9

1983, ASU, 10-3
1985, WTAM, 12-10
1986, WTAM, 38-15
1987, ASU, 36-7
1988, ASU, 52-6
1989, ASU, 49-14
1990, ASU, 52-14
1995, ASU, 54-14
1996, ASU, 28-10
1997, ASU, 31-23
1998, WTAM, 7-37
1999, ASU, 28-7
2000, ASU, 28-3
2001, ASU, 30-10
2002, ASU, 19-0
2003, ASU, 20-19
2004, WTAM, 36-33
2005, ASU, 58-53
2006, WTAM, 26-10
2007, WTAM, 38-17
2008, WTAM, 27-0

2009, WTAM, 43-15
2010, WTAM, 37-27
2011, WTAM, 19-7
2012, WTAM, 35-9
2013, WTAM, 34-30

Western New Mexico

Series tied, 1-1

1996, ASU, 41-3
2004, WNMU, 23-20

Western State

Angelo State leads, 5-0

1978, ASU, 35-3
1997, ASU, 46-12
2005, ASU 26-7
2006, ASU, 9-8
2011, ASU, 35-12

Wharton

Wharton leads, 1-0

1964, WHARTON, 23-6

Wisconsin-River Falls

Angelo State leads, 1-0

1979, ASU, 31-7



>>

The 1978 Rams captured the NAIA National Championship with a perfect season under head coach Jim Hess.

ASU POSTSEASON HISTORY

1950 - OLEANDER BOWL

SAN ANGELO COLLEGE	6
WHARTON COUNTY COLLEGE	0

GALVESTON, TEXAS
JAN. 1, 1951

The Rams capped the 1950 season by defeating No. 1 ranked Wharton 6-0. SAC held Wharton to just 133 yards while the Ram offense churned out 323 yards in a game played in a steady rain. Billy McDaniel scored the only touchdown of the game in the second quarter, and Gene DeVeny's interception in the end zone stopped a last minute Wharton drive.

1951 - OLEANDER BOWL

HINDS COLLEGE (MISS.)	27
SAN ANGELO COLLEGE	22

GALVESTON, TEXAS
JAN. 1, 1952

The Rams ended the regular season 6-2, but a one-point 14-13 loss to No. 1-ranked Compton College earned the Rams national attention and helped garner an invitation to their second consecutive Oleander Bowl Classic. The Rams entered the fourth quarter with a 22-7 lead before the Eagles staged a furious 20-point rally to pull out the victory. The game was notable for featuring Norm Cash, future Detroit Tiger and 1961 American League batting champion, at running back and future College Football Hall of Fame Coach Grant Teaff at linebacker for the Rams.

1955 - HOSPITALITY BOWL

SAN ANGELO COLLEGE	14
SUNFLOWER JUNIOR COLLEGE (MISS.)	13

GULFPORT, MISS.
DEC. 3, 1955 // ATTENDANC: 4,000

A steady Ram defense and a key blocked punt sparked the Rams to a win in the first ever Hospitality Bowl. Robert Webb blocked a third quarter punt that set up Tommy McAdams' touchdown run that gave the Rams a 14-7 lead. Sunflower cut the lead to 14-13 with 14 minutes left, and SAC fumbled the kickoff giving Sunflower the ball on the SAC 40-yard line. The Ram defense, however, came up big and pushed Sunflower back 11 yards in three plays to end the threat, and the Rams ran out the clock.

1960 - HOSPITALITY BOWL

PEARL RIVER JUNIOR COLLEGE (MISS.)	50
SAN ANGELO COLLEGE	20

GULFPORT, MISS.
DEC. 3, 1960

The Rams were tied with Pearl River at 14 at the half, but it was all downhill from there as SAC lost its return trip to the Hospitality Bowl.

1972 - ARDMORE SHRINE BOWL

SOUTHWESTERN STATE (OKLA.)	28
ANGELO STATE	6

WALKER STADIUM // ARDMORE, OKLA.
DEC. 3, 1972

Below freezing temperatures were not to the liking of the Rams as ASU committed 10 turnovers in losing its first postseason game since becoming a four-year school. The Rams could muster just six first downs and only 138 yards of total offense, but cut the lead to 17-7 in the third quarter on a scoring pass from Gary Kirksey to Nathan Mathis. The Rams could get no closer as their final four possessions of the game resulted in turnovers.

1978 QUARTERFINALS

ANGELO STATE	32
OREGON COLLEGE	0

SAN ANGELO STADIUM // SAN ANGELO, TEXAS
DEC. 2, 1978 // ATTENDANCE: 6,432

Mark Embry scored two touchdowns; Alvin Garrett caught four passes for 109 yards and a score, and Wylie Turner returned an interception 55 yards for a touchdown as the Rams dominated Oregon College in the quarterfinals of the NAIA playoffs. The Rams scored in every quarter while holding the Wolves to just 264 yards of total offense. Jerry Aldridge ran for 116 yards of the Rams' 219 yards on the ground.

SCORE BY QUARTERS	1	2	3	4	-	F
Oregon College	0	0	0	0	-	0
Angelo State	6	6	13	7	-	32

1978 SEMIFINALS

ANGELO STATE 35
WESTERN STATE 3

SAN ANGELO STADIUM // SAN ANGELO, TEXAS
 DEC. 9, 1978 // ATTENDANCE: 5,363

Jerry Aldridge and Arthur Gutierrez each rushed for over 100 yards; Alvin Garrett had three catches for 107 yards; Wylie Turner picked off three passes; and the Ram defense held Western Colorado to just 162 yards as the Rams advanced to the NAIA championship. Turner's first interception set up a four-play, 18-yard drive that gave ASU a quick 7-0 first quarter lead. Mark Embry and Garrett hooked up on a 65-yard scoring pass just before the end of the first quarter, and the Rams never looked back.

SCORE BY QUARTERS	1	2	3	4	-	F
Western State	0	3	0	0	-	3
Angelo State	14	0	14	7	-	35

1978 NAIA NATIONAL CHAMPIONSHIP

ANGELO STATE 34
ELON 14

BULLDOG STADIUM // MCALLEN, TEXAS
 DEC. 16, 1978 // ATTENDANCE: 8,443

ASU concluded an undefeated year by knocking off the Elon College Christians (N.C.) in the NAIA Championship game. It marked the ninth consecutive year that a Lone Star Conference team had won the title. Mark Embry was named the game's offensive MVP, throwing for 197 yards and two scores. Alvin Garrett and Eldridge Beverly caught scoring passes, and Jerry Aldridge capped his brilliant career with 119 yards and two scores. It marked the 17th consecutive game that Aldridge had rushed for at least 100 yards.

SCORE BY QUARTERS	1	2	3	4	-	F
Elon	0	7	7	0	-	14
Angelo State	6	15	0	13	-	34



1979 QUARTERFINALS

ANGELO STATE 31
WISCONSIN-RIVER FALLS 7

SAN ANGELO STADIUM // SAN ANGELO, TEXAS
 DEC. 1, 1979 // ATTENDANCE: 4,500

The Ram passing offense came alive as ASU handed the Falcons a defeat in the quarterfinals of the NAIA playoffs. Doug Kuhlmann threw three touchdown passes to spark ASU to a 24-0 halftime lead. The Rams had not thrown a touchdown pass all season until this game. The Ram defense held River Falls to just 51 yards and one first down in the first half. Freshman tight end Brian McLaughlin caught two scoring passes of seven and 65 yards while Paul Miller hauled in a 55-yard touchdown pass.

SCORE BY QUARTERS	1	2	3	4	-	F
Wisconsin-River Falls	0	0	7	0	-	7
Angelo State	17	7	0	7	-	31

1979 SEMIFINALS

TEXAS A&I 22
ANGELO STATE 19

JAVELINA STADIUM // KINGSVILLE, TEXAS
 DEC. 8, 1979 // 6,940

The Javelinas scored on a 21-yard touchdown pass with just 1:23 left in the game to end ASU's chance for back-to-back national championships. Both teams scored a pair of touchdowns in the first quarter with ASU using the big play. Doug Kuhlmann threw a 58-yard scoring pass to Joey Sims on the game's second play from scrimmage. After A&I tied the game at six, Sims set an NAIA playoff record by returning the ensuing kickoff 99 yards for a touchdown. After the Javelinas tied the score at 13, Kuhlmann was sacked in the end zone for a safety to give the Javs a 15-13 lead. The score stood until the fourth quarter when David Knowles recovered an A&I fumble at the Jav 28-yard line with 8:31 left in the game. Seven plays later Anthony Johnson bulled over from three yards out to give the Rams a 19-15 lead.

SCORE BY QUARTERS	1	2	3	4	-	F
Angelo State	13	2	0	7	-	22
Texas A&I	13	0	0	6	-	19

1980 QUARTERFINALS

NORTHEASTERN STATE 10
ANGELO STATE 3

GABLE FIELD // TAHLEQUAH, OKLA.
 DEC. 8, 1980 // ATTENDANCE: 3,577

The fourth-ranked Redmen beat the sixth-ranked Rams in the quarterfinal round of the NAIA playoffs. The ASU defense played brilliantly, surrendering only 183 yards in total offense, but the Ram offense could muster only a first quarter field goal by Mike Thomas. The Rams killed themselves with turnovers as Doug Kuhlmann threw a school record seven interceptions.

SCORE BY QUARTERS	1	2	3	4	-	F
Angelo State	3	0	0	0	-	3
Incarate Word	3	7	0	0	-	10

1987 FIRST ROUND

NORTHERN MICHIGAN 23 (OT)
ANGELO STATE 20

SAN ANGELO STADIUM // SAN ANGELO, TEXAS
 NOVEMBER 28, 1987 // ATTENDANCE: 9,500

Tom Seeke's 34-yard field goal in overtime handed the Rams a loss in the NCAA Division II quarterfinals. The Rams lost starting quarterback Mickey Russell on the third play of the game, but still led 20-13 heading into the fourth quarter. Northern Michigan had a chance to win the game in regulation, but Sam Williams blocked a 25-yard field goal attempt in the final seconds. The Rams turned the ball over six times, but the Wildcats had to use a 94-yard drive in the fourth quarter to tie the game.

SCORE BY QUARTERS	1	2	3	4	OT	-	F
Northern Michigan	0	13	0	7	3	-	23
Angelo State	7	7	0	6	0	-	20

1989 FIRST ROUND

ANGELO STATE 28
UC DAVIS 23

TOOMEY FIELD // DAVIS, CALIF.
NOV. 18, 1989 // ATTENDANCE: 8,200

The Rams traveled to Davis, California, and beat the second winningest NCAA Division II team in the 1980's, UC-Davis. Bouncing back from a brutal 42-3 beating at the hands of number one ranked Texas A&I in the regular season finale, the Rams never trailed. Robert Thornton rushed for 96 yards and a score while Mickey Russell ran for one score and threw for 147 yards.

SCORE BY QUARTERS	1	2	3	4	-	F
Angelo State	7	7	7	7	-	28
UC Davis	3	7	7	7	-	23

1989 QUARTERFINALS

ANGELO STATE 24
PITTSBURG STATE 21

CARNIE SMITH STADIUM // PITTSBURG, KAN.
NOV. 25, 1989 // ATTENDANCE: 4,773

ASU took the early lead and never let go, ending Pittsburg State's undefeated season. Both teams put up impressive offensive numbers as the two teams combined for nearly 950 yards. Mickey Russell was the star for the Rams as he threw for 298 yards and ran for two scores. Russell's favorite target was Darron Johnson who caught eight passes for 143 yards.

SCORE BY QUARTERS	1	2	3	4	-	F
Angelo State	7	10	7	0	-	24
Pittsburg State	0	7	7	7	-	21

1989 SEMIFINALS

JACKSONVILLE STATE 34
ANGELO STATE 16

PAUL SNOW STADIUM // JACKSONVILLE, ALA.
DEC. 2, 1989 // ATTENDANCE: 6,500

After the Rams rallied from a 9-0 first quarter deficit to grab a 10-9 halftime lead, the Gamecocks of Jacksonville State blasted the Rams with a 25-point third quarter to end the Rams' dream of a national title. Down 9-0, the Rams rumbled 60 yards in nine plays, capped by a 24-yard scoring pass from Mickey Russell to Myron Turner to give the Rams a 10-9 halftime lead. The third quarter was a nightmare as the Gamecocks returned one interception for a score and another interception set up another touchdown.

SCORE BY QUARTERS	1	2	3	4	-	F
Angelo State	0	10	0	6	-	16
Jacksonville State	9	0	25	0	-	34

1994 FIRST ROUND

PORTLAND STATE 29
ANGELO STATE 0

CIVIC STADIUM // PORTLAND, ORE.
NOV. 19, 1994 // ATTENDANCE: 4,486

The brutal cold and rain of Portland took its toll on the Rams as the Vikings shut out ASU in the first round of the playoffs. The Ram defense played brilliantly during the game, holding PSU off for most of the first half, before a 33-yard touchdown reception by Antonio Chandler gave the Vikings the lead to stay. The damper was put on ASU's hopes early in the third quarter, when Jason Ney picked off a Mike Jinks' pass for a 23-yard touchdown return. ASU was unable to mount its usual passing attack, gaining only 90 yards.

SCORE BY QUARTERS	1	2	3	4	-	F
Angelo State	0	0	0	0	-	0
Portland State	0	7	15	7	-	29

1997 FIRST ROUND

ANGELO STATE 46
WESTERN STATE 12

SAN ANGELO STADIUM // SAN ANGELO, TEXAS
NOV. 22, 1997 // ATTENDANCE: 8,500

The Ram fans cheered ASU on to a first round victory in the friendly confines of San Angelo Stadium. The duo of Erik Hartman and Chris Brazzell combined for two scores to knock Western out early in the ballgame. The Ram defense took care of the rest, allowing the Mountaineers just 167 yards of total offense.

SCORE BY QUARTERS	1	2	3	4	-	F
Western State	3	3	0	6	-	12
Angelo State	14	10	19	3	-	46

1997 QUARTERFINALS

UC DAVIS 50
ANGELO STATE 33

SAN ANGELO STADIUM // SAN ANGELO, TEXAS
NOV. 29, 1997 // ATTENDANCE: 8,650

A 21-point third quarter by the Aggies spelled the end of the Angelo State run in the playoffs. The early contest remained close with the two teams knotted at 26 at the half, but an interception of Erik Hartman's pass combined with a fumble by Hartman on the first two ASU drives of the second half was all Cal-Davis needed to take over the lead and pull out the victory on the Rams' home turf.

SCORE BY QUARTERS	1	2	3	4	-	F
UC Davis	12	14	21	3	-	50
Angelo State	13	13	0	7	-	33

2005 FIRST ROUND

NORTHWEST MISSOURI STATE 45
ANGELO STATE 14

SAN ANGELO STADIUM // SAN ANGELO, TEXAS
NOV. 12, 2005 // ATTENDANCE: 10,189

The Rams made their first postseason appearance in eight years as first-year head coach Dale Carr led ASU to a 9-2 regular season after three-consecutive losing campaigns. Perennial powerhouse Northwest Missouri State was too much, however, as the Bearcats opened up the contest with 21 unanswered points. Freshman tailback Kyle Fox rushed for 174 yards on 21 carries in the loss.

SCORE BY QUARTERS	1	2	3	4	-	F
Northwest Missouri State	14	21	7	3	-	45
Angelo State	0	7	0	7	-	14





>>

Curry Dawson earned both a NCAA Postgraduate Scholarship and was selected as a NFF Scholar-Athlete during his career.

SCHOLAR-ATHLETE AWARDS

NCAA POSTGRADUATE SCHOLARSHIPS

Two Angelo State Rams have been honored with one of the highest academic awards in collegiate football - an NCAA Postgraduate Scholarship.

The scholarship, \$5,000, is for postgraduate study at the university or professional school of the athlete's choice. Scholarship selection is competitive, with players nominated from NCAA institutions across the nation.

Linebacker Kyle Kirk was selected to receive an NCAA Postgraduate Scholarship in 1998. Kirk received an at-large selection.


Kirk was one of only seven Division II football players to receive the award in 1998, and became only the second athlete in ASU history to win an NCAA postgraduate scholarship. (Amy Bippert from women's track was the first in 1995.)

Kirk, who maintained a 3.8 grade point average in accounting, used his award to pursue a master's of business administration degree at Angelo State. He received his degree in 1999.


Defensive end Curry Dawson was awarded an NCAA scholarship in 2001. Dawson was a Division II selection, and one of only four Division II players to be honored that year.

Dawson, who maintained a 3.6 grade point average in animal science, used his award to pursue a master's of animal science degree at Angelo State.

NATIONAL FOOTBALL FOUNDATION SCHOLAR-ATHLETE



CURRY DAWSON



KYLE KIRK

Defensive tackle Curry Dawson (Water Valley) was selected as one of 16 National College Scholar-Athletes, by the National Football Foundation and the College Football Hall of Fame for the 2001 season.

Dawson was selected from a pool of 172 candidates from all collegiate football levels-from NCAA Division I to NAIA.

Dawson is one of only two NCAA Division II athletes to be so honored, and is the first ASU athlete to win the award in the history of the Ram football program.

"We are extremely proud of Curry and his accomplishments," head coach Jerry Vandergriff said. "He is truly a deserving individual for this award, and I can not think of a finer candidate to represent ASU."

Dawson's impressive athletic resume includes All-America honors in football from three different organizations, and LSC Defensive Lineman of the Year honors in 2000. He is a three-time NCAA D-II national champion in outdoor track and field, where he competed in the shot put and discus. He is a two-time Academic All-American and a five time academic all-Lone Star Conference selection in both track and football.

Dawson received a scholarship of \$18,000 to pursue postgraduate studies at the school of his choice. He signed a free-agent contract with the Chicago Bears in 2002.



Angelo State nose guard Cody Smith was honored as the 2009 recipient of the Greg Stokes Scholarship.

ACADEMIC ALL-AMERICANS

Angelo State is proud to have had five football student-athletes recognized for their outstanding accomplishments in the classroom as well as on the field.

Steve Schwartz was named an Academic All-American in 1983 with his selection to the second team that year. Schwartz, a defensive tackle for the Rams, carried a 3.64 grade point average in business.

Greg Stokes was named an Academic All-American in both 1994 and 1995 as he was selected to the second team both years. Stokes maintained a 3.295 grade point average in kinesiology. He was killed in a car accident before the final game of his senior season.

Kyle Kirk became the Rams' first first-team Academic All-American in football in 1998 with his selection to the team. Kirk maintained a 3.836 grade point average in accounting. Kirk went on to win an NCAA Postgraduate Scholarship his final season at ASU.

John Burk became the Rams' fourth Academic All-American in football in 2000 with his selection to the second team. Burk carried a 3.85 grade point average in kinesiology, and played his final season as a Ram while enrolled in the graduate physical therapy program.

Josh Hammerquist became the fifth Ram to earn Academic All-America accolades in 2007 with this selection to the second team. Hammerquist graduated with a degree in mathematics after sporting an impressive 3.96 grade point average. He was the runner up for the Lone Star Conference Football Academic Athlete of the Year as a senior.

Angelo State has a long tradition of academic honorees. There has been an Academic All-America honoree in nine of the 13 ASU sports.

GREG STOKES SCHOLARSHIP

Cody Smith was named as the 2009 recipient of the Greg Stokes Memorial Scholarship. The scholarship is awarded each year to a Ram football player who has made a major contribution to the team, is an upperclassman with an excellent academic record, and is involved in the San Angelo community. The scholarship winner is selected by a committee.

The Stokes Memorial Scholarship was established following the death of linebacker Greg Stokes in a one-car accident on Nov. 5, 1995. Stokes earned first team All-America honors from six different organizations in 1995 following his death and was one of eight finalists for the Harlon Hill Trophy, awarded annually to the top player in NCAA Division II football. Stokes was also an Academic All-American for Angelo State, earning second team honors in both 1994 and 1995.

"Greg was the kind of player that put people in the stands; they came to watch him play," former head coach Jerry Vandergriff said. "But he was the kind of person you liked to be around, a good person, hard-worker and friend. He enjoyed playing for the Angelo State fans; he just enjoyed playing football."

For more information on the Stokes Scholarship Fund, or to make a contribution, contact: Greg Stokes Memorial Scholarship, #11023 ASU Station, San Angelo, Texas 76909-1023; (325) 942-2117.

Stokes Scholarship Recipients


1997 Erik Hartman	2002 Jonathan Palafox	2007 Daniel Thomas
1998 Kyle Kirk	2003 James Williamson	2008 Edward Cantrell
1999 Ricky Boehle	2004 Jason Brittain	2009 Cody Smith
2000 Sam Davis	2005 Chris Hoppe	2010 Josh Neiswander
2001 Justin Carrigan	2006 Josh Hammerquist	2011 Alvin Johnson



JOHN BURK




JOSH HAMMERQUIST



KYLE KIRK



STEVE SCHWARTZ



GREG STOKES

ASU ALL-LSC PICKS*

*First-Team Only Selections

2013
Anthony Lewis, OL
Alex Young, TE
Joey Searcy II, DT
Rush Seaver, LB

2012
Blake Smith, FB
Joey Searcy III, DT
Avery Rigg, DS

2011
Lawrence Rumph, DE

2010
George Shamblen, P
Garrett Tidwell, KR/PR

2008
Jason Watson, TE

2005
Justin Carter, TE
Kyle Fox, RB

2004
James Williamson, LB

2001
Ryan Rechichar, TE
Dane Krager, DE
Curry Dawson, DT
Sam Davis, DB
Jonathan Palafox, DB

2000
Ricky Boehle, WR
Joe Gibson, TE
Curry Dawson, DT
Jason Windfield, DB

1999
Shockmain Davis, WR
Stacy Pierson, OT
Andy Bandura, TE
Dane Krager, DL
Dominic Reyes, LB
Marcus Hill, DB

1998
Shockmain Davis, WR
Kyle Kirk, LB

1997
Chris Brazzell, WR
Erik Hartman, QB
Ron Wagner, OG
Brett Elliott, OT
Tramain Jones, DB

1996
Stanley Veasley, WR
Valery Jackson, DB

1995
Stanley Veasley, WR
Kyle Johnson, TE

Billy Belew, OG
Terry Marino, DL
Greg Stokes, LB
Valery Jackson, DB

1994
Billy Belew, OG
Brett Elliott, OT
Andre President, TE
Mike Jinks, QB
Marcus Maple, WR
Jason Tebeaux, P
Doug George, DL
Greg Stokes, LB
Valery Jackson, CB

1993
Greg Collins, DE
Anthony Hooper, DB
Brian Johnson, OT
Wayne Mathis, WR

1992
J.D. Garland, DT
Jimmy Morris, P
Wilbur Odom, QB
Kenneth Turner, LB

1991
Frank Graves, OT
Darron Johnson, WR
Ken Washington, WR
Antheny Pape, DT
Terry Tilton, LB
Jimmy Morris, P

1990
Frank Graves, OT
Myron Turner, WR
Derrick Franklin, DB

1989
Mickey Russell, QB
Darren Johnson, WR
Myron Turner, TE
Pede Hunt, LB
Mark Fogle, DB

1988
Mickey Russell, QB
Kelvin Kelley, WR
Scott Ledet, C
Frank Habecker, OG
Welman Bauer, DT
Henry Alsbrooks, LB
Pede Hunt, LB
Chad Sthele, DB

1987
Tyler Ware, OT
Pierce Holt, DT
Doyle Weishuhn, DT
Wendell Byrd, DE

1986
Pat Graves, OT

Tyler Ware, OG
Pierce Holt, DT
Doyle Weishuhn, DT

1985
Randal Gorton, OG
Donald Johnson, OT
Pat Graves, OT
Ned Cox, QB
Wesley Williams, RB
Pete Hibler, P
Pierce Holt, DT
Henry Jackson, LB
Kelvin Williams, SS

1984
Ken Williams, OG
Ned Cox, QB
Mike Northcutt, FL
Steve Ford, DT
Karl Haney, DE
Keith Cox, LB
Glenn Saterfield, CB
Kelvin Williams, SS
Tony Staten, CB

1983
Mike Thomas, PK
Leonard Anderson, DE
Paul Pogue, LB
Steve Ford, DT
Glenn Saterfield, DB
Mike Northcutt, FL

1982
Michael Elarms, WR
Mike Thomas, PK

1981
Kevin Steen, OG
Clayton Weishuhn, LB
Doug Kuhlmann, QB

1980
Anthony Johnson, RB
Paul Miller, WR
Ben Barley, OT
Kevin Steen, OG
Clayton Weishuhn, LB
David Knowles, DB
Darnell White, DB
Joe Calderon, P

1979
Kevin Steen, OG
Dwayne Overstreet, C
Joe Calderon, P
Clayton Weishuhn, LB
David Knowles, DB

1978
Jerry Aldridge, RB
Kent Crouch, OT
Robert Nealy, OG
Vance Jenkins, PK

Marvin Williams, DE
Kelvin Smith, LB
Wylie Turner, DB
David Knowles, DB
John Nunley, DB

1977
Mike Millegan, OG
Kelvin Smith, LB
Wylie Turner, DB

1976
Eddie Bates, P
Ken Kennard, DT
Mark Urquiaga, DE
Keith Ligon, LB
James Cross, DB
Steve Wilson, WR

1975
Kenneth Kennard, DT
Mark Urquiaga, DE
Keith Ligon, LB
James Cross, DB
Steve Wilson, WR
Dewayne Osborne, OG

1974
Charlie Franklin, RB
Steve Wilson, WR

1973
Thomas Williams, LB
Larry Moore, DE

1972
Tommy Orsak, DT
Thomas Williams, LB

1971
Jerry Austin, RB
Bill DeMent, P
Rodney Cason, OT
Thomas Williams, LB

1970
Billy York, DB
Jerry Austin, RB
Rodney Cason, OT

ASU LSC PLAYERS OF THE WEEK

2013
Matthew Gholston, D, Nov. 4

2012
Rush Seaver, D, Sept 24

2011
Blake Hamblin, O, Sept 12
George Shamblen, ST, Sept. 12
Paul Mason, ST, Oct. 24

2010
Dakarai Pecikonis, O, Sept. 13
Dakarai Pecikonis, ST, Oct. 11
George Shamblen, ST, Nov. 1
Garrett Tidwell, ST, Nov. 8
Josh Neiswander, O, Nov. 15

2009
Garrett Tidwell, ST, Sept. 7
Josh Neiswander, O, Sept. 14
D'Angelo Waites, D, Sept. 21
Pete Parker, D, Sept. 28

2008
Nick Williams, ST, Oct. 20
Quinton Butler, D, Nov. 3
Nick Williams, ST, Nov. 3

2007
Sam Tindol, ST, Sept. 2
Daniel Thomas, O, Oct. 7

2006
J.D Williams, ST, Sept. 3

2005
Kyle Fox, ST, Aug. 29
Trey Weishuhn, O, Sept. 25
J.D. Williams, ST, Sept. 25
Kyle Fox, O, Oct. 23
Kyle Fox, O, Nov. 6
J.D. Williams, ST, Nov. 6

2004
Bryan Hepler, ST, Aug. 29
Wesley Lambert, D, Oct. 17
Tyrell McCrea, D, Oct. 31

2003
James Williamson, D, Sept. 28
Brad Barnes, ST, Sept. 28
Jamin Phipps, ST, Oct. 5
J.D. Zimmerhanel, ST, Nov. 9

2002
Marcus Charles, ST, Nov. 10

2001
Neil Martinez, ST, Sept. 30
Dane Krager, D, Oct. 7
Jon Palafox, D, Oct. 14
Sterlin Gilbert, O, Oct. 21
Neil Martinez, ST, Oct. 21
Jon Palafox, D, Nov. 4

2000
Sterlin Gilbert, O, Sept. 3
Matt Fryar, D, Sept. 10
Ricky Boehle, O, Oct. 15
Tromaine Scott, D, Nov. 11

1999
Dane Krager, D, Sept. 11
Ben Reid, O, Oct. 10
Ben Reid, O, Oct. 17
Colby Carthel, D, Oct. 24
Anwar High, D, Oct. 31

1998
Dominic Reyes, D, Oct. 17
Eric Standley, O, Oct. 24
Wayne Braziel, D, Nov. 7

1997
Stanley Johnson, O, Sept. 2
Kyle Kirk, D, Sept. 2
Chris Brazzell, O, Sept. 20
Chris Brazzell, O, Oct. 6
Chris Brazzell, O, Oct. 20
Erik Hartman, O, Nov. 11

1996
Jurome Lee, O, Aug. 31
Tramain Jones, D, Aug. 31
Erik Hartman, O, Oct. 5
Trevor Blair, O, Oct. 26
Stanley Veasley, O, Nov. 9

1995
Greg Stokes, D, Sept. 4
Greg Stokes, D, Sept. 11
Jurome Lee, O, Oct. 2
Greg Stokes, D, Oct. 2
Greg Stokes, D*, Nov. 6

1994
Mike Jinks, O, Oct. 8
Greg Stokes, D, Oct. 15
Kevin Pepper, D, Nov. 5

1993
Greg Collins, D, Sept. 11
Greg Stokes, D, Sept. 25
Greg Stokes, D, Oct. 16

1992
Wilbur Odom, O, Sept. 12
Marcus Maple, O, Oct. 17
Wilbur Odom, O, Oct. 24

1991
Wilbur Odom, O, Oct. 28
Jeff Grays, D, Nov. 4
Wilbur Odom, O, Nov. 18

1990
Ken Washington, O, Sept. 10

1989
Robert Thornton, O, Sept. 18
Terry Tilton, D, Sept. 25

1988
Mark Fogle, D, Oct. 4
Henry Alsbrooks, D, Oct. 11
Mickey Russell, O, Nov. 1
Lacy Mayberry, D, Nov. 8

1987
Wendell Byrd, D, Sept. 14
Mickey Russell, O, Oct. 12

1985
Wesley Williams, O, Sept. 9
Henry Jackson, D, Oct. 21
Wesley Williams, O, Oct. 21
Henry Jackson, D, Nov. 4
Ned Cox, O, Nov. 11

1984
Glenn Saterfield, D, Sept. 9
Jeff McCormick, D, Oct. 1
Ned Cox, O, Oct. 22
Karl Haney, D, Oct. 22
Tony Staten, D, Nov. 5
Wilbert Jefferson, O, Nov. 5
Ned Cox, O, Nov. 12

1982
Eddie O'Brien, O, Sept. 6
Michael Elarms, O, Oct. 18
Ernest Pennington, O, Nov. 15

1981
Doug Kuhlmann, O, Sept. 21
Clayton Weishuhn, D, Nov. 23

1980
Doug Kuhlmann, O, Sept. 22
Al Celaya, D, Oct. 6
Doug Kuhlmann, O, Oct. 13
Clayton Weishuhn, D, Oct. 27
Anthony Johnson, O, Nov. 3

1979
Clayton Weishuhn, D, Sept. 30
Anthony Johnson, O, Oct. 15
Kelvin Ratliff, O, Nov. 12

1978
Mark Embry, O, Sept. 11
Jerry Aldridge, O, Sept. 18
Jerry Aldridge, O, Sept. 25
Marvin Williams, D, Oct. 16

1977
Stanley Carter, O, Oct. 30
Kelvin Smith, D, Sept. 11
Darnell White, D, Oct. 16


*Honorary player of the week;
#in 1997 the LSC split player of the week awards in North/South Divisions.



<<

Jerry Aldridge was a first team All-NAIA and Associated Press Little All-America selection in 1978.

ANGELO STATE ALL-AMERICANS




JERRY ALDRIDGE - RB
1978 All-NAIA and Associated Press Little All-America First Team




HENRY ALSBROOKS - LB
1988 Associated Press Little All-America First Team



JERRY AUSTIN - RB
1971 NAIA All-America Second Team; Associated Press Little All-America Honorable Mention



BILL BELEW - OG
1994-95 Dr. C.M. Frank All-America Second Team



CHRIS BRAZZELL - WR
1997 Football Gazette All-America Second Team




DON BURRELL - WR
1967 NAIA All-America Honorable Mention




JUSTIN CARTER - TE
2005 D2Football.com All-America Second Team; Football Gazette All-America Third Team



RODNEY CASON - OT
1969-71 NAIA All-America First Team; Associated Press Little All-America Second Team




GREG COLLINS - DE
1993 Associated Press Little All-America Second Team




KEITH COX - LB
1984 Associated Press Little All-America Second Team




NED COX - QB
1985 Associated Press Little All-America Honorable Mention



JAMES CROSS - DB
1975 Kodak All-America First Team




CURRY DAWSON - DT
2000 Football Gazette and
D2Football.com Second Team




MICHAEL ELARMS - WR
1982 Kodak All-America First
Team; Associated Press Little
All America Second Team




BRETT ELLIOTT - OT
1994 Dr. C.M. Frank
All-America Honorable
Mention



CALVIN FANCE - DE
2009 Associated Press Little
All-America Second Team



MARK FOGLE - DB
1989 Football Gazette
First Team




STEVE FORD - DT
1984 Associated Press Little
All-America Second Team



KYLE FOX - RB
2005 Football Gazette and
D2Football Honorable
Mention



CHARLIE FRANKLIN - RB
1974 NAIA All-America
Second Team




KYLE FREEMAN - DE
1990 Associated Press Little
All-America Second Team



J.D. GARLAND - DT
1992 Associated Press Little
All-American Second Team




DOUG GEORGE - DE
1994 Dr. C.M. Frank
All-America Honorable
Mention



ERIK HARTMAN - QB
1997 Football Gazette All-
America Second Team




>>
Michael Elarms is
fourth on ASU's
all-time receiving
list and was an all-
america selection in
1982




PETE HIBLER - P
1985 Football News
All-America First Team;
Associated Press Little All-
America Honorable Mention




VALERY JACKSON - DB
1994-96 Football Gazette All-
America Third Team; Dr. C.M.
Frank All-America Honorable
Mention



TRAMAIN JONES - DB
1997 Football Gazette
All-America Third Team



PIERCE HOLT - DT
1985-87 Associated Press
Little All-America; Kodak
All-America; Football News
All-America First Team



MIKE JINKS - QB
1994 Dr. C.M. Frank
All-America Honorable
Mention



KENNETH KENNARD - DT
1976 NAIA All-America
Third Team



ANTHONY HOPPER - CB
1993 Associated Press Little
All-America Second Team




ANTHONY JOHNSON - RB
1980 NAIA All-America
Second Team




DAVID KNOWLES - DB
1980 NAIA All-America
Second Team



HENRY JACKSON - LB
1985 Associated Press
All-America; Football News All-
America; Kodak All-America
First Team




BRIAN JOHNSON - DT
1993 CoSIDA All-America
Third Team



DANE KRAGER - DE
2001 Daktronics All-America;
D2Football All-America;
Football Gazette All-America
First Team



TERRY MARINO - DT
1996 Dr. C.M. Frank
All-America Third Team




MARCUS MAPLE - WR
1994 Football Gazette Third Team



<<


Dane Krager led
the Rams in sacks
during three different
seasons and is
ASU's career leader
with 31.




JIMMY MORRIS - P
1992 Associated Press All-America; Kodak All-America First Team




ANDRE PRESIDENT - TE
1994 Football Gazette All-America Second Team




DOMINIC REYES - LB
1999 Associated Press All-America Third Team; Football Gazette All-America; Daktronics Second Team




GLENN SATERFIELD - CB
1984 Associated Press Little All-America Second Team




GEORGE SHAMBLLEN - P
2010 Daktronics All-America First Team; Don Hansen All-America Third Team




KELVIN SMITH - LB
1978 Kodak All-America; NAIA All-America First Team




TONY STATEN - CB
1984 Associated Press Little All-America Honorable Mention



GREG STOKES - LB
1993-95 CoSIDA, Dr. C.M. Frank; Football Gazette; Associated Press; AFCA All-America First Team



JASON TEBEAUX - P
1994 Dr. C.M. Frank All-America Honorable Mention



MIKE THOMAS - K
1983 Kodak All-America; Associated Press Little All-America First Team



GARRETT TIDWELL - RS
2010 Daktronics All-America; Don Hansen All-America First Team



STANLEY VEASLEY - WR
1996 Dr. C.M. Frank All-America Second Team



RON WAGNER - OG
1997 Associated Press Little All-America Second Team



CLAYTON WEISHUHN - LB
1980-81 Associated Press; Kodak; NAIA All-America First and Second Team




KELVIN WILLIAMS - S
1984 Associated Press Little All-America Honorable Mention



KEN WILLIAMS - OT
1984 Associated Press Little All-America Honorable Mention



THOMAS WILLIAMS - LB
1971 Associated Press Little All-America Honorable Mention



WESLEY WILLIAMS - RB
1985 Associated Press Little All-America Honorable



ALEX YOUNG - TE
2013 Don Hansen Honorable Mention

HARLON HILL TROPHY

The top award for football players at the NCAA Division II level is the Harlon Hill Trophy.

The trophy, established in 1986 by a group of residents of the Shoals area in Alabama, is named in honor of Harlon Hill. Hill was a small college All-

American receiver at Florence State Teachers College (now University of North Alabama). Hill went from an unknown college player to the National Football League Rookie of the Year in 1954. The following season he caught 42 passes for 789 yards and nine TD's to earn the Jim Thorpe Trophy as the NFL Most Valuable Player. The trophy was designed to highlight the achievements of athletes



at the Division II level, which are often overlooked for players at the I and IA level.

The award is given annually to the player selected as the best in Division II by the over 100 sports information directors at institutions competing in football. The award is presented annually during the week of the NCAA Division II championship game. Players are nominated from across the country. The nominations are reviewed by a regional committee, which selects players for inclusion on the regional ballot. Two winners are selected from each of the four NCAA regions by a vote of SIDs in that region. Those eight players comprise the national ballot, from which the winner is selected.

During the years, Angelo State has nominated several players for the award, with two players reaching the final national ballot of eight. In 1997, quarterback Erik Hartman finished sixth in the national voting, after leading ASU to the NCAA Division II quarterfinals and finishing second in the nation in total offense. ASU's only other finalist was in 1995, when linebacker Greg Stokes finished sixth in the national voting. The list of ASU candidates includes some of the finest players ever to wear a Ram uniform.

HARLON HILL TROPHY ASU CANDIDATES



NED COX
Quarterback, 1986



ERIK HARTMAN
Quarterback, 1997
Finalist



PIERCE HOLT
Defensive End, 1986



VALERY JACKSON
Cornerback, 1986



DANE KRAGER
Defensive End, 2001



WILBUR ODOM
Quarterback, 1992



GREG STOKES
Linebacker, 1995
Finalist



DOMINIC REYES
Linebacker, 1999



MICKY RUSSELL
Quarterback, 1989



HALL OF FAME RAMS

PIERCE HOLT

Holt was one of 11 inductees into the 1997 Divisional Class for the hall. The Hall of Fame only began admitting members from Division II and Division III institutions in 1995.


Holt was chosen from more than 200 nominees from the NCAA Division IAA, II, III and NAIA schools.

Holt began his career at ASU at a late age for football players (22), and with a condition known as amblyopia, a congenital condition that left him with only 10 percent vision in his left eye. He overcame every obstacle to become a consensus All-American, a two-time LSC Defensive Player of the Year, and the Small College Defensive Player of the Year in 1987.

When the defensive tackle stepped off the ASU playing field in 1987, he moved on to a professional football career that few players can match - two Super Bowl rings along with all-Pro honors and two Pro Bowl appearances.

Holt was equally hard working in the classroom, earning first team Academic All-LSC honors in both 1986 and 1987. He attended ASU on a Carr Scholarship, and received his degree in physical education with honors in 1987, and has completed hours towards a master's degree.

Holt retired from professional football in 1996, concluding his career with the Atlanta Falcons, after several seasons playing with the San Francisco 49ers.



GRANT TEAFF

The legendary coach Grant Teaff entered the Hall of Fame in the 2001 class. Teaff coached at Angelo State from 1969 to 1971, leading the rams to a 19-11 mark in his three seasons. He never had a losing campaign at ASU, and led the Rams to a 38-21 win over the number-one ranked Javelinas of Texas A&I in 1970.

Teaff, a native of nearby Snyder, Texas, began his education at San Angelo Junior College (which became Angelo State), and received his bachelor's degree from McMurry in 1956. He began coaching at Lubbock High, and then moved on to McMurry in 1957, as an assistant, and became head coach there in 1960. After a short stint as an assistant at Texas Tech, Teaff arrived at ASU in 1969. Following his career at ASU, Teaff moved to Baylor, where he guided the Bears to two Southwest Conference titles and eight bowl appearances. He retired from coaching in 1992, as the all-time winningest coach at Baylor. He was honored by ASU in 1995 with a Distinguished Alumni Award.

Teaff now serves as the executive director of the American Football Coaches Association, a position he has held since 1994. The AFCA is one of the most powerful groups in intercollegiate athletics, and Teaff has guided the group into the strong position they enjoy today.



RODNEY CASON

Rodney Cason, an Angelo State and San Angelo Lake View High School graduate, was one of six players and three coaches inducted to the College Football Hall of Fame in 2002.

Cason was an offensive tackle who played for Angelo State from 1969 to 1971. Cason became the first Ram to become a three time NAIA All-American, and he and fellow College Football Hall of Fame member Pierce Holt, and Greg Stokes are the only Angelo State players to hold the distinction of being a three-time All-American. Cason also earned second team honors twice from Associated Press. Cason was also a three-time, first team all-Lone Star Conference selection during his career in a Ram uniform.

Cason was the captain of the 1971 Ram team and was a major part of a permanent Angelo State turnaround. The Rams had four consecutive losing seasons prior to 1969, but had winning seasons the next three years with Cason starting at tackle, and the program has had only two losing seasons in the 34 years since. He also led the Ram team to a 7-3 record in 1971, which included an appearance in the NAIA National Semifinals.

Cason was an 11th round draft choice of the New England Patriots in 1972. Following his career in football, he was briefly a teacher and high school coach. More recently he has pursued what has become a successful career in the oil industry. He currently lives in Alaska where he is Operations Superintendent for Tesoro Petroleum.






IN THE PROS

Eleven Rams have played in the NFL with three different former ASU football players contributing to five different Super Bowl teams. Several others have spent time in NFL camps or on practice squads. Angelo State has also placed several athletes in different professional football leagues during the years, including the USFL, CFL, Arena League and World Football League. Former Angelo State wide receiver C.J. Akins became the latest Ram to sign a professional contract with the St. Louis Rams of the NFL.

- Jerry Aldridge, one of the Rams' top runners, spent two seasons with the San Francisco 49ers in 1979 and 1980, before joining Oakland of the USFL. He was part of the same draft class with future HOF QB Joe Montana and 49ers All-Pro WR Dwight Clark.
- Chris Brazzell, after setting a host of school records, was selected in the sixth round in 1998 by the New York Jets. After two years with the Dallas Cowboys, Brazzell played with Hamilton, Edmonton and Winnipeg of the CFL.
- Shockmain Davis signed a free-agent contract with the New England Patriots after the 2000 season and was one of only two rookie free agents to start a game for the Patriots that season. He appeared in 12 games in 2000.
- Alvin Garrett was a starter on ASU's national championship team in 1978 and then went on to win a Super Bowl with the Washington Redskins. Garrett is probably best known for being the subject of the controversial comments by broadcaster Howard Cosell on a Monday Night Football broadcast.
- Shawn Hollingsworth played one season, 1983, with the Denver Broncos, after playing three seasons with ASU from 1980-82. It was also the rookie year of Broncos HOF QB John Elway.
- Pierce Holt was a second-round pick of the San Francisco 49ers and played on two Super Bowl Championship teams. He was also a starter in the 1993 Pro Bowl and was a starter for the Atlanta Falcons until his retirement in 1996. Holt was picked to the Lone Star Conference team of the decade for the 1980's and is a member of the College Football Hall of Fame.
- Ken Kennard was an All-American at ASU in 1976 before going on to a standout career with the Houston Oilers. He was the starting nose tackle for an Oiler defense that gave up the second fewest points of any defense in the league in 1980.
- Dane Krager spent time in camp with Minnesota and Seattle before a successful career in the arena league. He also appeared in Adam Sandler's *The Longest Yard* remake and on the television show *Friday Night Lights*.
- Andre President was a Ram from 1993-94 and appeared on the NCAA playoff team of 1994. He played for both the New England Patriots and Chicago Bears during his brief pro career and played for Super Bowl winning coaches Bill Parcells and Dave Wannstedt.
- Wiley Turner spent several seasons with the Green Bay Packers, after concluding his career at ASU in 1978 with a national championship. He also earned All-CFL honors with Winnipeg during his professional career. His best NFL season was in 1980 when he played in 16 games and had two interceptions for the Packers.
- Clayton Weishuhn established himself as one of the greatest players in ASU history. He was a teammate of Alvin Garrett on the 1978 national championship team, before going on to the New England Patriots. In only his second year of 1983, he led the team with an incredible 229 total tackles and averaged 14.3 stops per game in '83. Weishuhn selected to Pro Football Weekly's All-Rookie Team.
- Charlie West played for San Angelo College before transferring to UTEP and eventually getting drafted in the second round by the Minnesota Vikings. West had seven picks in 1971 and 15 for his career.
- * Josh Neiswander is currently the second string quarterback for the Montreal Alouettes. He set 18 single-game, season and career passing records during his career as a Ram.




C.J. AKINS
St. Louis Rams



JERRY ALDRIDGE
San Francisco 49ers



CHRIS BRAZZELL
Dallas Cowboys



SHOCKMAIN DAVIS
New England Patriots
Green Bay Packers




CALVIN FANCE
Saskatchewan Roughriders



ALVIN GARRETT
Washington Redskins



SHAWN HOLLINGSWORTH
Denver Broncos



PIERCE HOLT
San Francisco 49ers
Atlanta Falcons



KEN KENNARD
Houston Oilers



DANE KRAGER
Minnesota Vikings
Seattle Seahawks
Arizona Rattlers
Austin Wranglers




JOSH NEISWANDER
Montreal Alouettes



JONATHAN PALAFOX
Buffalo Bills
Amsterdam Admirals



ANDRE PRESIDENT
New England Patriots
Chicago Bears



WYLIE TURNER
Green Bay Packers



CLAYTON WEISHUHN
New England Patriots



CHARLIE WEST
Minnesota Vikings

Jones, Ken(1) 2000-02	Lair, Chris (48) 1996	Maple, Marcus (83, 24) 1992-94	McNeil, Marcus (13) 2004	Myhand, Wilbert (77) 1975-76	2000-03
Jones, Kendrick (26) 2000	Lamberson, Todd (53) 1987	Marbach, Mark (40) 1977-81	McNutt, Clint 2000	N	Pape, Anthony (99) 1990-91
Jones, MarkKeith (37, 31) 2007-10	Lambert, Jarrett (46) 1999-02	Marino, Terry (94) 1995-96	Meadows, Chris (37) 1997-99	Nance, James (82) 1976	Paradeaux, Mike (44) 1973-74
Jones, Marty (85) 1999	Lambert, Wesley (42) 2001-04	Marsh, Randy (68) 1980-81	Meason, Bobby (72) 1964-67	Nanny, Shawn (96) 1991	Paradowski, Matt (59) 1992
Jones, Marvin (42) 1979	Lambeth, Brian (62, 57) 1974-76	Marthillahni, Joe 1969-70	Medford, Eddie (76) 1974	Navasad, David 1970	Parker, Pete (18) 2006-09
Jones, Mike (73, 80) 1985-86	Lancaster, James (71) 1985	Martin, Bret (65) 1998	Medford, Garrett 2008	Nealy, Robert (62) 1975-78	Parker, Randy 1969-72
Jones, Mike (54) 1998	Landin, Austin (50) 2012-13	Martin, Chase (18) 2012	Medley, Mark (45) 2002	Neidig, Tyson (38) 1991-92	Parker, Rusty (19) 1981-82
Jones, Tarric (24) 2005-08	Landry, Anthony (73) 2011-13	Martin, Jack 1969-70	Medley, Steve 1973	Neiswander, Josh (8) 2006-07, 09-10	Parks, Dee(63) 1980-83
Jones, Tramain (8) 1996-97	Langley, Victor (19) 1985	Martin, Jarred (37) 2011-12	Melton, Kenneth (88) 1980-81	Nelson, John (74) 1986	Parks, Rick (34) 1997-98
Jones, Travis (49) 1994	Lanham, Jeff (98) 1990	Martin, Jeremy (97) 2009	Melton, Patrick 1998-99	Nelson, Steve (93) 1991	Parma, Kevin (27) 1997-99
Jurden, Chris (97) 1994-97	Laning, Burns 1972	Martin, Joe (12) 1974	Menchaca, Bob 1966-69	Nevedomski, Shannon (92) 1992-93	Paschal, Brent 1973
Jurishi, Dan 2005	Lavergne, Derrick (96) 1998	Martinez, Eric (62) 2008	Merritt, Steve 1973	Newman, Kenny 1967-69	Patin, Tim (42) 1997-99
K	Lawrence, Chris (75) 1982-83	Martinez, Jorge (73) 1991-92	Merryman, Ryan (61) 2008-11	Newsome, Logan (80) 2006	Patterson, Bill (88) 1977
Kahn, David (17) 2000	Lawriw, Steven (43) 2006-07	Martinez, Neil (58) 2000-02	Metz, Greg (37) 1995	Newsome, Robert (82) 1990	Patterson, Kyle (90) 2011-13
Keaton, Danny (13) 1988-91	Layton, Rance (75) 2013	Martinez, Stan (76) 1992	Mezger, Will (13, 12) 2007-08	Newton, Gary 1972	Patulea, Jimmy (51) 1990-93
Kehoe, Scott 1980	Layton, Reid (39) 2013	Mason, Derek (89) 1992	Miennik, Michael 2001	Newton, Kurt (80) 1973-74	Pavlik, Ryan (91) 1992
Keel, Joe 1970-73	Ledef, Scott (52) 1985-88	Mason, Larry 1971	Mietlinski, Alex (29) 1983	Neyland, Jason (47) 2002-05	Payne, Nelson (67) 1982
Keel, Sam (86) 1964	Lee, Cory (11) 1987	Mason, Paul (1) 2011-13	Miles, Gary 1969	Nieto, Abraham (57) 2006-07	Pecikonis, Dakarai (6) 2009-10,12
Kellen, Rick 1967	Lee, Dennis (3) 2004-05	Mathews, Dan 1969-71	Miller, C.A. 1966	Nivins, Eugene 2003	Pederson, Blaine (42) 1990-93
Keller, Mike (13) 1983	Lee, Jerome (27) 1995-96	Mathews, Ryan (50) 1993	Miller, Ellis (93) 2002-04	Nix, Jimmy (62) 1994	Pelzel, Travis (64) 2003
Kelley, Elliott (12) 1995-98	Lee, Larry (21) 1964	Mattfield, Michael (53) 1988	Miller, Jeffrey (18) 2011-12	Nix, Pepper (91, 87) 1997-98	Pence, John (70) 1998
Kelley, Kelvin (14) 1985-88	Lee, Lyndon 1967	Matthews, Johnny 1969-70, 72	Miller, Nekechie (23) 2009-13	Nixon, Dean (20, 23, 32) 1977-81	Pennington, Ernest (9) 1981-82
Kelley, Louis (22) 1994-97	Lee, Stephen (6, 36) 1989-91	Matthews, Keith (70) 1997	Miller, Orlando 2005	Nkwocha, Mbatto (65) 2007	Pennington, Kyle (9) 1999
Kelly, Brock (96) 1986	Lee, Steven (25) 1987-90	Matthews, Maynard (43) 1983	Miller, Paul (11, 37, 20) 1976-80	Nolen, Craig (80) 1989	Pepper, Kevin (40, 91) 1994-97
Kendall, Cory (93) 1992	Lee, Terrell (36) 2005-08	Mathis, Nathaniel (25) 1972-75	Miller, Todd (9) 2000	Norcott, Jonathan (33) 2009-10	Perez, Ernie (37) 2006
Kennard, Kenneth (79) 1973-76	Lee, Tyler (43) 1999	Mathis, Wayne (4) 1992-93	Mills, Robert (74) 1975-76	Norris, Joe (45) 2006	Perez, Tony (11) 1982
Kennedy, John 2000-01	Legan, Brad (49) 2000-03	Maxwell, Clarence (91) 1999	Milton, Grant (83) 2008	Northcutt, Mike (11, 18) 1981-84	Perryman, Ottoway (37) 1986-89
Kenney, Aatron (19) 1986	Leger, Nathan (59) 2000	May, Tony (89) 1989-91	Mims, Richard (9) 1992	Nunley, John (85, 19) 1975-78	Pete, Dwight (20) 2008-09
Kenney, Jeremy (32) 1997-99	Lemmons, Colby (28) 1988-89	Mayberry, Charles 2008	Minatra, Brandon (34) 1993	Nunnalle, Bill (71) 1965	Peter, Tony (99) 1985
Kerr, Gary (69) 1972-75	Lenford, Kevin (23, 17) 2004-06	Mayberry, Lacy (49) 1985-88	Mitchell, Andre' (28) 1986	Nutall, John (86) 1986	Peterson, Chad (7, 15) 1985-87
Kevil, Curtis 2008	Leonard, Lynn (3) 1973-76	Mayfield, Billy (74) 1978	Mitchell, Aubrey (6) 1995	O	Peterson, Derek 2001
Kibbles, Winston (45) 2000	Levens, Marc (16, 17) 1997-99	Mayfield, Stacy (90) 1996	Mitchell, Brent (86) 1995	O'Brien, Eddie (22) 1982-83	Peterson, Drew (44, 9) 2005-08
Kight, Darren (92) 1987-89	Lewis, Anthony (77) 2012-13	Mayo, Steve (5) 1977	Mitchell, Gerald (3) 1990-92	Odum, Todd 1983	Peterson, Rhett (46) 2013
Kimble, Robert (30) 2002-03	Lewis, Brandon (98) 2007	Mays, Brandon 2003	Mitchner, Louis (8) 1994	Odum, Wilbur (2) 1991-92	Pettitt, Zach (94, 34) 2007-10
Kinard, Terry 1969-72	Lewis, Danny (54) 1990	Mayes, Austin (93) 2009	Mize, Jay (95) 2004, 06	Oestereich, Hank (86) 2002-04	Petros, Mike (59) 1982
King, Chad (49) 1995-96	Lewis, Daymond (26) 2013	Mayse, Brandon (53, 56, 19) 2007-10	Mize, Josh (56) 2006	Oliver, Chance 2003	Phifer, Don (3) 2000
King, Derrick (30) 1997-00	Lewis, Ed (33) 1994-96	McArthur, Robert (47) 2006	Mladenovic, Alex 2008	Oliver, Robert (74) 1994-95	Phillips, Doug (42) 1977
King, Mark (88, 84) 1990-93	Lewis, Greg (77) 2008-11	McCain, Caleb (77) 1999	Monde, Robert 1969	Olivio, Gary 1972-73	Phillips, Jim (99, 75) 1973-76
King, Paden (82) 2007	Lewis, Robert (94, 93) 1998-00	McCarty, Matt (30) 2003-06	Montag, Chris (39) 1986	Orlando, Tyler (15) 2008	Phillips, Mike (30) 1981-84
King, Ronnie (83) 1983	Lewis, Ted (95) 1988	McClelland, Ricky (45) 1979-80	Montag, James 1984	Orsak, Tommy 1969-72	Phillips, Weston (96) 2009-10
Kirk, Kyle (52) 1995-98	Lewis, Walter 1972	McCloud, Travis (11) 2010-11	Montaivo, Phillip 1966	Ortiz, Dusty (97, 69) 1998-01	Phipps, Jamin (50, 53, 43) 2000-03
Kirksey, Gary 1971-72	Lightfoot, Jim (74) 1964-66	McCormick, Jeff (15) 1983-85	Montelongo, Bobby 1966	Ortiz, Mauro (65) 1986	Phipps, Randy 1972
Kirkpatrick, Dee (66) 1976-79	Ligon, Keith (45, 8) 1975-76	McCormick, Zach (85) 2008-10	Montgomery, Drew (78) 1978	Osborne, Dwayne (73) 1974-76	Phlegm, Kevin (42) 1989
Kleinhans, David 1972	Lipsey, Scott (9) 1995	McCoy, Dominique (25) 2011, 13	Moore, Courtney (21) 2009-13	Osborne, Excellence (16, 86) 2009-10,12-13	Pickett, Joseph (16) 2012
Knapp, Kyle (83) 2009-10	Little, Jim (81) 1965	McCradic, Damien (85, 1) 2007-08	Moore, Larry 1970-73	Osborne, Robbie (72) 1980-81	Pickrom, Freddie (34, 24, 1) 1992-95
Knight, Joey (4) 2010-13	Littlefield, Bobby (19) 1973-74	McCrea, Frenchy (26, 5) 2000-03	Moore, Peris'he (31) 1991-94	Osmanski, Nolan (79) 2013	Pickney, Jurome (29) 2000-01
Knott, Bobby (26) 1983	Lockridge, Terrion (50) 2007	McCrea, Tyrell (5) 2003-06	Moore, Richard (24) 1975, 77-79	Ott, Bobby (53) 1992	Pierce, Russell (72) 1975
Knowles, David (10, 13) 1977-80	Lofland, Randy (12) 1986-88	McCuthen, David 1973	Moore, Shannon (30) 2009	Ott, Mike 1968	Pierson, Stacy (53) 2000
Kopczynski, Richard (89, 99) 2006-08	Lofton, John 1989	McDaniel, Danny (37) 1985	Moore, Skip (32, 72) 1975-76	Ottmers, Jimmy (87, 50) 1976-79	Pirtle, Nathan 2001
Korbuly, Mike (48) 1982-83	Longoria, Jordan (58) 2008	McDonald, Brent (55) 1994-97	Moore, Thomas (76) 2004-05	Overstreet, Morris 1969-70	Pittman, Curtis 1980
Kowalik, Derek (72) 2007-10	Longley, Kevin (28) 1976	McDonald, Devin (51) 2009-10	Moorman, Danny 1972	Overstreet, Dwayne (57) 1978-79	Pittman, Joel 2000
Krawsowsky, Billy (72) 2003-05	Loughmiller, Travis (52) 1994	McDonald, Jerry (88) 1964-67	Morgan, Norris (42) 1980-81	Poe, Vance 1967	Plunkett, Davis (17) 1974
Krager, Dane (86, 40) 1998-01	Love, Zack (62, 61, 52) 1998-01	McDonough, Derek (16, 30) 2010	Morgan, Ryan 2004	Poerner, Jacob (43) 2008	Pogues, Paul (46) 1980-83
Kroczynyk, Eric (58) 1985	Lowe, Jack (86) 1965	McEntyre, Travis (55) 1973-74	Morgan, Scott (57, 44) 1993-96	Pogue, Paul (46) 1980-83	Pointexter, Joe 1973
Krueger, Kyle (86) 1977	Lozano, Tony (56) 1993-94	McFarland, Michael (14) 1995	Morgan, Terry (79) 1985	Poling, Matt (99) 1986	Ponder, Taylor (82) 2006
Krutsinger, Andrew (76, 68) 2009-11	Lumas, Roman (75) 1979	McGarry, Sean (19) 2003	Moritz, Jerry (79) 1965	Ponder, Taylor (82) 2006	Poole, Andrus (27, 6) 2003-05
Kuhlmann, Doug (10) 1977-81	Luquette, Jon (77) 1977	McHugh, Eddie (21) 1965-67	Morris, James (25) 1991-92	Porter, James (93) 2006	Pope, Kendrick (82) 2000-02
Kuhn, Michael (96) 1996	Lust, Tim (4) 1989	McIntyre, Cedric (35) 1993	Mosley, Mike (92) 2011	Porter, Antonio 2004	Porter, Aaron (33) 2004
Kumbarcaja, Gezim (76) 1993	Lyckman, Monte (86) 1979	McKellar, LaCraig (34) 1986	Mott, Charles (11) 1985-86	Potts, Mike (33) 1964	Pounds, Pete (51) 1964-67
Kutz, Jared (36) 2012	Lyons, Ben(56) 2002-05	McKinley, Ricky (23) 2007-09	Mueller, Zach (88) 2013	Pourron, Chris (46) 2004	Pourron, Chris (46) 2004
Kyle, Vincent (33) 1991-93	M	McKinney, Zack (59) 1999	Mulannax, Cliff (95) 1989	P	
L	Mabry, Inard (46, 85) 1985-88	McKinney, Randy (45) 1977	Mullarky, Derek 2000	Padgett, Michael (95, 84) 1994-98	
Lacey, Gary (12) 1976-79	Mackey, A.J. (62) 2009	McLaughlin, Brian (76, 82) 1979-82	Mullins, Bill 1973	Padilla, Luis (39, 13) 2000-03	
Lacey, V'Keon (4) 2009-10	Magee, Chad (20) 1989	Mclaughlin, Raymond 1984	Mullins, Josh (53) 2011	Pagan, Gary (46) 1965	
Lafaele, Sebastian (35) 2008-10	Magnum, Terry 1973	McLeod, Michael (21) 2006-08	Mullins, Mike (19) 1976	Pagen, David 1971-72	
	Majors, Keith (1) 1986	McNair, Lee 1970	Munson, Scott 1985	Palafox, Jonathan (25, 20) 2006-07	
	Mallory, Sam (23) 1985		Murphree, Michael (74) 2007		
	Maneval, Mark 1967-70		Murphree, Steve (3) 1965		
	Mann, Josh (92) 1999-00		Mueller, Zach (45) 2012		
			Muse, Arthur (89) 1982, 85		

Powell, Jody (47)	1995	Riggins, Oscar	1982	Schindler, Patrick (69)	1992	Smith, Dane (93)	1994-95	Strasner, Jeff (51, 60)	1995-96	Tuttle, James (29)	1982
Powell, Lance (47)	1985-86	Riley, Cooper (85)	2004	Schlichting, Philip (71)	1986	Smith, Daniel (92)	2004-07	Streetman, Joseph (79, 67)	2000-02	Tyler, John	1968-71
Powell, Landon	2005	Riley, Clark	1971	Schniers, Kevin (75)	2002-05	Smith, Earnest (37, 6)	2000-03			U	
Powell, Larry	1969-70	Riley, Don	1973	Schobel, Ryan (9)	1993, 94	Smith, Jeremy	2000	Strickler, Jake (2)	2011		
Powell, Michael	2008	Riley, Milfred	1968	Schoenfield, Jay (10)	1982	Smith, Joel (33, 24)	1988-91	Strother, Chase (76)	2007	Ubah, Godwin (95)	2009-11
Powell, Randy	1980	Rios, Ed (11)	1992-95	Schuller, Corey (26)	2010-11	Smith, Kelvin (53)	1975-78	Stroud, Chad (61)	1988	Ugochukwu, Scott (51)	2011
Powell, Rodney (44, 47)		Rister, Scott (57)	1987-90	Schulze, Trey	1973	Smith, Randy (72)	1996	Stroud, Lynn (76)	1964-67	Urquiaga, Mark (90)	1975-76
	1977-79	Ritchey, Braden (87)	2008-11	Schultz, Mick (11)	1989	Smith, Rodney (62)	2011-12	Stubblefield, Chris	1973		
Prather, Ryan	2002	Ritchey, Ian (51)	2006-09	Schumpert, Joseph (37)		Smith, Ryan (65, 28)	2007-10	Sullivan, Mike	1968-70	V	
Prater, Sam (59, 96)	1995-97	Rivers, Bubba	2000		2010-11	Smith, Talon (14)	2012-13	Sultemeier, Ronnie	1984	Valenzuela, Jason (49)	1997-98
Preece, Keefer (67)	2008-11	Rivers, Eric (53)	1986	Schrimsher, Curtis	1972	Smith, Vic	1969-72	Sumrall, Austin (76)	2009-11	Valliant, Tom (84)	2004-06
Prentice, Donnie (50)	1997	Robbins, John Ed (44)	1964	Schwarz, Steve (95)	1982-84	Snell, Alan	2002	Sweet, Mike	1968	Varnell, Chester	1968, 70-72
President, Andre (99)	1993-94	Robertson, Chad (15, 3)		Scott, Aaron (33)	1999	Soils, Henry	1973	Sweeten, Eddie (61)	1964-65	Vaughn, Derrick (78)	1988
Preston, Terrance (3)	2010-11		2000-03	Scott, Tromaie (94)	1999	Soto, Juan	2000	Swetnam, Dean (13)	1986	Vaughn, Richard (7)	1974
Price, Kenneth (99, 90)		Roberson, Dexter (75)	1981	Seaver, Rush (40)	2011-13	Soule, Glen (86)	1983-85			Veasley, Stanley (21)	1995-96
	1978-79	Roberson, Ricky (99)	1981-84	Searcy II, Joey	2012-13	Southall, Dan (37)	2003	T		Velasquez, Jacob (84)	2010
Pritz, Robert (53)	1990	Roberts, Donovan (2)	2012	Sellars, Guy	1980	Southall, Shae (5)	1972-74	Talbot, Rodney (10)	1974	Velasquez, Jason	2007
Proffitt, Greg (17)	2001-03	Roberts, Stephen (53)	1998	Senegal, Quincy (42)	1999-00	Southall, Spence (8)	2002-05	Tasby, Shawn (18)	1994, 96	Vick, Ronnie (83, 61)	1975-79
Pryce, Barry (47)	1982-85	Robertson, John (46)	1995-96	Severyns, Tommy	1994	Southall, Sol (12)	2002-04	Tatum, Mac (52)	1980-83	Vickers, Brian (41)	1982
Pursley, Jeff (39)	1994	Robertson, Mark (36)	1974-76	Shaha, Glen	1967	Sparks, Austin (44)	2012-13	Taylor, Adam (47)	2000	Villarreal, Leroy (93)	1989
		Robinson, Brad (64)	1987	Shamblen, George (66)		Sparks, Trevor	2008	Taylor, Elbert	1965-66	Villers, Lance (50)	1987
		Robinson, Horace (33)	1988-89		2010-11	Speight, Mark	2003	Taylor, James (73)	1977	Virdell, Mickey	1971
Q		Robinson, Vernard (40)	1994	Shannon, Jonathan (17)	2013	Spikes, James (48, 3)	1985-86	Taylor, Jason (15)	1990-93	Virgil, Ernest (49, 41)	1983-85
Qualls, Ruben (69)	1983	Robinson, Wesley (41)	1976-77	Sharer, Keith (89)	1976	Spinn, Craig (69)	1984-85	Taylor, John	1969-70	Virgin, David	2001
Quinn, Billy (63)	1993-95	Rockwell, Marlow (40)	2006	Sharp, James (64)	1992	Spiller, Kelly (17)	1991-92	Taylor, Scott (66)	1985	Vincent, Jerry	1972
Quintana, Tim	1973	Rodgers, Davon (28)	2004-05	Sharum, Jacob	2009	Springer, Steve (84)	1974-75	Taylor, Steve (75)	1972-75	Vincent, Lawrence	1968
		Rodgers, Fred (5)	1975-76	Shaw, Danny (30, 73)	1977-79	St. Romain, Norvell (13, 9)		Tebeau, Jason (37)	1991-94	Vinson, Kelly	1973
		Rodgers, Jerome (24)	1985	Shaw, Rashad	2001		1995-97	Teaff, Carl	1966	Virdell, Mark	1972
		Rodriguez, Jerry (79)	2006	Sheaffer, Adam (92)	2006	Stacey, Brad (38)	2000-03	Teel, Jennings (50)	1980-81	Virdell, Mickey	1972, 73
		Rodriguez, Roman (57, 42)		Shelton, Walter (93)	1996-97	Stacks, Colin (31, 11)	1995-96	Tekell, Erik (97)	2000		
			2005-06	Sherman, Johnny (12)	1964-67	Stacv, Jeff	1982	Telschow, Floyd (66)	1984, 86	W	
		Rodrique, Jim	1965-68	Sherrod, Slade (12)	1981-84	Stafford, Brandon (94)	2003-06	Tepera, Dennis (17)	1975-76	Wacker, Blayne (96)	1994
		Rogers, Chris (41)	1994-96	Shields, Ernest (99)	1976	Stafford, Reggie (99)	1979	Terry, Brian	1982	Wachsmann, Brad (71)	
		Rogers, Thad	1972-73	Sikes, Alan	1972	Standley, Eric (40)	1997-98	Terry, Larry (66)	1990		1996-99
		Romike, Brad (72, 53)	1994-97	Simmons, Floyd (22)	1975-76	Stanley, Matt (13)	2005	Thiel, David	1969-70	Wages, DeWayne	2001
		Romo, Ray (97)	1982	Simon, Aaron (61, 78)	2007-10	Starks, Kendrick	2003-06	Thomas, Abasi	2001	Wagner, Jeff (43)	1986
		Rosa, Aaron (92)	2003	Simons, Niocus (44, 42)		Starks, Jason (54)	1983	Thomas, Anthony (69)	1989-90	Wagner, Ron (75)	1997
		Rosenbaum, Cornelius (9)			2004-05	Starnes, John (10)	2005	Thomas, Ben (14, 30)	2007-08	Waite, DeAngelo (19, 45)	
			2009-10	Simpers, Michael (26)	2008-09	Staten, Tony (20)	1983-84	Thomas, Daniel (41)	2005-08		2006-09
		Ross, Jarred (31)	2011-13	Simpson, Frankie (13)	1976	Staudt, James (83)	1990	Thomas, Mike (17)	1980-83	Walker, Ben Bob	1968-71
		Ross, Matt	2001	Simpson, Joel (30)	2006-07	Stautzenberger, Bobby (97)		Thompson, Bryan (17, 23)		Walker, Cedric (6)	1990-92
		Ross, Kelvin (14)	1993	Sims, Bob	1967-69		1990		1987-90	Walker, Chris	1969-72
		Rowlett, Jason (79)	2002	Sims, Bruce (97)	1989	Stautzenberger, Brad (78)		Thompson, James	1972	Walker, Elliott (40)	2004
		Royal, Christnon (96, 29)		Sims, Joey (29, 15)	1979-81		1994-98	Thompson, Kevin (71)	1982	Walker, Gordon	1982
			1992-95	Sims, Rodney (34)	1992	Steed, Steven (41)	1964-65	Thompson, Larry (19)	1975	Walker, Masculine (90)	1997-98
		Rucker, Neil	1966	Sims, Ronnie (77)	1964-66	Steele, Ricky (65)	1982-85	Thompson, Wayland	1985	Walker, Mike (29)	2002-04
		Russell, Mickey (10, 1)	1986-89	Sirles, Nic (70)	2007-09	Steen, Kevin (67)	1978-81	Thornton, Jeff (79)	1992-93	Walker, Timothy (9, 7)	1989-93
		Russell, Robert (68)	1996	Sissle, Landon (53)	2008	Stegman, Dustin (89)	2000-02	Thornton, Robert (33)	1989-90	Walker, Undrea (55)	1977-79
		Russell, Rusty (86)	1976	Sisson, Duane (41)	1975	Stein, David (15)	1974	Tidwell, Garrett (2)	2009-10	Wallis, Tommy (99)	1988
		Rumph, Lawrence (72)	2011	Sivek, John (26)	1974	Stephen, Ryan (44, 1)	1997-00	Tidwell, Kenneth (25)	1976	Walls, Brad (47)	1993-94
		Rutledge, Brent (38)	1984-85	Skelton, Adam (74)	2003	Stephens, Brandon (80)		Tilley, William (45, 27)	1976-79	Walters, Jerrell (71)	2011
				Skipper, Mike	1972-73		1993-96	Tilton, Terry (90)	1987-91	Ward, Joe	1985
				Slack, Hayden (31)	2006	Stephens, Cory (19)	1993	Timms, James (52, 53)		Ward, John (74)	2004-06
		Saathoff, Lester (87)	1981-82	Slaughter, Danny (52)	1965-68	Stephens, Greg (9, 16)			1979-82	Ware, John (94)	1994
		Sakiewicz, Allan (76)	2006	Slaughter, Jim (83)	1964-66		1988-91	Tindol, Garrett (38, 18, 6)		Ware, Tyler (72, 62)	1984-87
		Saldana, Marc (26, 8)	1992-93	Slaughter, Justin (39)	2002-03	Stephens, Harold (83, 75)			2005-08	Warlick, Gary	1968
		Sallah, Husani (29)	2009	Sledge, Bryan (39)	1993		1976-78	Tipton, Thomas (85)	2006	Warren, Ed (26)	1995-96
		Salone, Kenny (25)	2005	Sledge, Steve (19)	1979-80	Stephens, Tommy	1968	Tissue, Lance (51, 41)	2008-11	Warren, Paul (5)	1983
		Samuels, Kevin (30)	1987	Sledge, Tony	2001	Stephenson, Fred	1989	Tittanom, Charles	1972	Warren, Steve (13, 23)	1981-82
		Sanchez, Dominic (50)		Smallwood, Warren (20)		Stephenson, Todd (31)	1987,	Tondre, Dustin	2000	Washington, Charlie	1967-69
			1985-86		1985-88		89	Towery, Parker (75)	1990	Washington, Damon (34)	1999
		Sanders, Jason (35)	1994-96	Smith, Allan (53, 79)	1994-97	Stewart, Billy	1973	Traylor, Xavier (82)	2011-13	Washington, Donnell (38)	1999
		Sanders, Richard (78)	1974	Smith, Billy (89)	1974	Stewart, Brandon	2000	Trice, Brian (34)	1995-96	Washington, Eddie	1970-72
		Sanford, Todd (27)	1988	Smith, Blair (8)	2013	Stewart, Trey (2)	1986	Truelove, Jim (11)	1964-67	Washington, Eric (74)	2008
		Sappington, Steve (58, 68)		Smith, Blake (20)	2011-13	Sthele, Chad (44)	1985-88	Truesdale, Warren (9)	2012	Washington, John (20)	1978
			1980-83	Smith, Brannon (15, 12)		Stokes, Greg (91, 81)	1992-95	Tucker, Earl (13)	2006	Washington, Kenneth (82, 4)	
		Sardinea, Aric (30, 5)	1994-97		1996-99	Stokley, Mark (5)	1979-81	Tucker, Lenzo (4)	1987		1987, 90-91
		Saterfield, Glenn (24)	1980-84	Smith, Brent (28)	2000	Stone, Bryan (50)	2003-06	Turner, Danny	1967	Washington, Kyle (7)	2012-13
		Saunders, Byron (40)	1987-89	Smith, Brian (71)	2000-01	Stone, Mark (15)	1979	Turner, Ed (30)	1995	Washington, Lucious	1966
		Sawyer, Wayne (84)	1965	Smith, Chris (36)	2002-03	Stonger, Richard (53)	2009	Turner, Kenneth (57)	1991-92	Washington, Marcus (2)	1993
		Sayles, Lawrence (37)	1983-84	Smith, Cody (59)	2007-10	Stovall, Mitch (62)	1990-93	Turner, Myron (8)	1987-90	Washington, Maury (57)	
		Schlem, Jason (16)	1993-94	Smith, Corey (79)	2010	Stoy, Steve (31)	1974	Turner, Wylie (26, 9)	1975-78		1994-96

Washington, Taurreon (23) 2001-03
Washington, Ternell (30, 2) 1985-88
Watkins, Mason 2002
Watson, Brian (89, 69) 1977-79
Watson, Jason (86) 2005-08
Watson, Tres (45) 2003-05
Watts, David (77) 1979-80
Weaver, Carl (64) 1965-68
Weeks, Darrell (69) 1995-96
Weidenfeller, Ken (16) 1983-84
Weishuhn, Clayton (44) 1979-81
Weishuhn, Darryl (90) 1974
Weishuhn, Doyle (84) 1985-87
Weishuhn, Trey (11) 2003-06
Weiss, Kevin (60) 1993-95
Welch, Stewart 1983-84
Wells, David (90) 1977
Wells, Howard (50) 1973-76
West, Charlie (85) 1964
West, David (98) 1987
West, Pat (58) 2009
West, William (48) 2001
Wheat, Chris (87) 1983-84
Wheeler, Jeff 1968
Wheelis, Steve (17) 1997
Whisnant, Greg 1969
Whitaker, Wesley 1966
White, Darnell (85) 1977-80
White, Darwin (45) 1985
White, DeMarcus 2003
White, Jacob 2001
White, Mike 1973
White, Randall (80) 1975-78
White, Reggie (21) 1989
White, Reggie (74) 1997-00
White, Ricky 1966-67
Whitfield, Quinton (87) 2005
Whitson, Billy 1969
Wilbert, Patrick (97) 1992-93
Wickwar, Steve (68) 1990-93
Widmer, Clint (92) 1990
Wiemers, Michael (65) 2001-04
Wier, Trey (31) 2007
Wiggs, Dylan (49) 2007-09
Wiginton, Lee (7) 1990
Wilde, Tony (64, 56) 1981-85
Wiley, Deron (76) 1985-86
Williams, Antwon (83) 2007, 09, 11-12
Williams, Barron (67) 1999-00
Williams, Billy (15) 1996-99
Williams, David (74) 1984-85
Williams, Dekkar (32) 2009-11
Williams, Fritz (46) 1987-88
Williams, Gorie (83, 1) 1989-92
Williams, Greg (32) 1981-84
Williams, Harold (40) 1992
Williams, J.D. (15) 2005-06
Williams, Jeff (82) 1985
Williams, John (81) 2009
Williams, Kelvin (8) 1982-85
Williams, Ken (78) 1983-84
Williams, Kenneth (45) 1987-90
Williams, Lande (96) 2011
Williams, Leslie (93) 1993
Williams, Lewis 1968
Williams, Louis 1971
Williams, Marlin 1968
Williams, Marvin (31) 1975-78

Williams, Mike (64) 1973-74
Williams, Mike (21) 1998
Williams, Milton (21) 1986-88
Williams, Nicholas (22) 2007-08
Williams, Sam (26) 1987-90
Williams, Terry (71) 1988-89
Williams, Thomas 1970-73
Williams, Tim (64) 1991
Williams, Tony (45) 1972-74
Williams, Wade (18) 1990
Williams, Wesley (22) 1984-85
Williamson, James (50, 15) 2001-04
Williamson, Matt (33) 2003
Willman, Brandon (48) 2012-13
Willis, Glenn (60) 1985-86
Wilson, Bennie 1970-73
Wilson, Brad (74) 1989-90
Wilson, Darrell (72) 1985-86
Wilson, Jack (79) 1991
Wilson, Justin 2008
Wilson, Sid (84) 1995-96
Wilson, Steve (32, 23) 1974-76
Wilson, Tommy (32) 1964-67
Wilson, Tucker (51) 2002
Wimberly, P (59) 2011
Wimmer, Jay (13) 1973-75
Windfield, Jason (28, 4) 1997-00
Winkles, David (64) 1964
Wiseman, Ricky (88) 1973-74
Wolcott, Justin (96) 2005
Wolfe, Rusty (23) 1987-88
Wolfe, Scott (48) 1987-89
Wolski, Eddie (30) 1965
Woodard, Brandon (70) 2003-04
Wood, Eric (7) 2005-06
Woods, Kevin (79) 1987-88
Woods, Shane (91) 1993
Woolard, John (93, 95, 99) 1999-02
Wren, David (91) 2004
Wright, Charles 1968
Wright, Greg (68) 1984-85
Wright, Stephen (86) 1982

Y

Yaates, Aarius (58) 2006-07
Yancey, Scott (82, 69) 1973-76
Yancy, Anthony (13) 2013
Yandle, G.W. (62, 64) 1997-2000
Yarbrough, Steve 1982
Yark, Billy 1970-71
Yates, Scott (82) 1978-79
Young, Alex (84) 2012-13
Young, J.W. 1968
Yunes, George (23) 1999-00

Z

Zenor, Cole (98) 2004-06
Zimmerhanzel, J.D. (35, 14) 2001-04
Ziploy, Brent (84) 1989
Zuniga, Willie 1970-71, 73