

# ANGELO STATE

## 2010 FOOTBALL GAME NOTES

**Kevin McCarty**  
 Director of Athletic Communications  
 ASU Station #10899, San Angelo, TX 76909  
 M: 316.200.5516 // O: 325.942.2378  
 kevin.mccarty@angelo.edu // AngeloSports.com

1978 NAIA NATIONAL CHAMPIONS // 3 LSC CHAMPIONSHIPS // 5 NCAA DIVISION II PLAYOFF APPEARANCES // 55 ALL-AMERICANS

### Angelo State Schedule

DATE	OPPONENT	TIME/RESULT
9.4	<b>EASTERN NEW MEXICO*</b> San Angelo, Texas	6 P.M.
9.11	at Texas A&M-Commerce* Harvey Martin Classic // Dallas, Texas Cotton Bowl	5 p.m.
9.25	<b>WEST TEXAS A&amp;M*</b> Family Day // San Angelo, Texas	6 P.M.
10.2	at Tarleton State* Stephenville, Texas	7 p.m.
10.9	<b>TEXAS A&amp;M-KINGSVILLE*</b> San Angelo, Texas	6 P.M.
10.16	at Midwestern State* Wichita Falls, Texas	8 p.m.
10.23	<b>INCARNATE WORD*</b> Homecoming // San Angelo, Texas	6 P.M.
10.30	at Abilene Christian* State Farm Rivalry Game Abilene, Texas	2 p.m.
11.6	at Southeastern Oklahoma* Durant, Okla.	2 p.m.
11.13	<b>CENTRAL OKLAHOMA*</b> Military Appreciation Day // San Angelo, Texas	2 P.M.

Home games in **BOLD** \*Lone Star Conference Game  
 All times Central

### Angelo State Coaches

**Dale Carr (SL)** . . . . .Head Coach  
**Scott Clough (SL)** . . . . .Asst. Head Coach/O-Coord./QB  
**Matt Fryar (SL)** . . . . .Defensive Coordinator/DB  
**Russell Gaskamp (SL)** . . . . .Offensive Line  
**Nathan Larned (SL)** . . . . .D-Line/Special Teams  
**RJ Bacon (SL)** . . . . .Wide Receivers  
**Nick Norris (PB)** . . . . .Linebackers  
**Stephen Papp (PB)** . . . . .Running Backs  
**Kevin Thomas (PB)** . . . . .Corner Backs  
**David Reisner (SL)** . . . . .Assistant Secondary  
**Brian Dickey (PB)** . . . . .Tight Ends

Game Location: (PB) - Press Box; (SL) - Sideline



#### ANGELO STATE RAMS

**Record:** 0-0, 0-0 LSC  
**Ranking:** N/A  
**Last Game:** First  
 Game of 2010 season  
**Coach:** Dale Carr  
**Career Record:** 23-31  
**vs. ENMU:** 4-1 (.800)

#### STATISTICAL LEADERS

##### Rushing

-

##### Passing

-

##### Receiving

-



#### EASTERN NEW MEXICO GREYHOUNDS

**Record:** 1-0, 0-0 LSC\*  
**Ranking:** N/A  
**Last Game:** 8.28.10  
 defeated SNU, 59-21  
**Coach:** Mark Ribaudo  
**Career Record:** 19-36  
**vs. ASU:** 1-4

#### STATISTICAL LEADERS

##### Rushing

Troy Harris  
 11-58-0

##### Passing

Wesley Wood  
 41-57-391-7-0

##### Receiving

Jesse Poku  
 10-126-3

## GAME INFORMATION

**Date:** Saturday, September 4, 2010

**Kickoff:** 6:00 p.m.

**Location:** San Angelo, Texas

**Stadium:** San Angelo Stadium

**Promotion:** 2010 Season Opener

**Series:** ASU leads, 21-12-1

**Video:** AngeloSports.com Showcase

Subscription Rates: Daily - \$5.95 //

Monthly - \$9.95 // Yearly - \$79.95

**Radio:** KIXY 94.7 FM

Jeremy Bryant (Play-by-Play)

Randy Ward (Analyst)

**Live Stats:** AngeloSports.com

**Tickets:** (325)942-BLUE

or e-mail tickets@angelo.edu

### The Game

Angelo State opens the 2010 season at home Saturday, when the Rams welcome former Lone Star Conference South Division rival Eastern New Mexico to San Angelo Stadium. The Greyhounds may have jumped to the LSC North Division, but they haven't changed their mode of operation from a season ago, boasting a high-powered, fast-paced offense. Eastern New Mexico rattled off 513 yards in a 59-21 win over Southern Nazarene in Portales, N.M., to open the season. The Ram defense will be tested early as they look for a way to shut down quarterback Wesley Wood and wide out Jesse Poku, who hauled in 10 passes en route to becoming ENMU's all-time leading receiver. Offensively, the Rams will counter with senior quarterback Josh Neiswander, who set an ASU single season passing mark last season, and returning wide outs V'Keon Lacey (the LSC's pass receptions leader from a year ago) and Dakarai Pecikones (2009 LSC Freshman of the Year).

### The Series

The Rams hold a 21-12-1 all-time mark against Eastern New Mexico, including a 47-23 win over the Greyhounds in Portales, N.M., last fall. Angelo State enters Saturday's contest with four consecutive wins over ENMU, but the two programs have been evenly matched in recent history, splitting the last 10 contests. Eastern New Mexico rattled off four wins of its own over the Rams from 2002-2005.

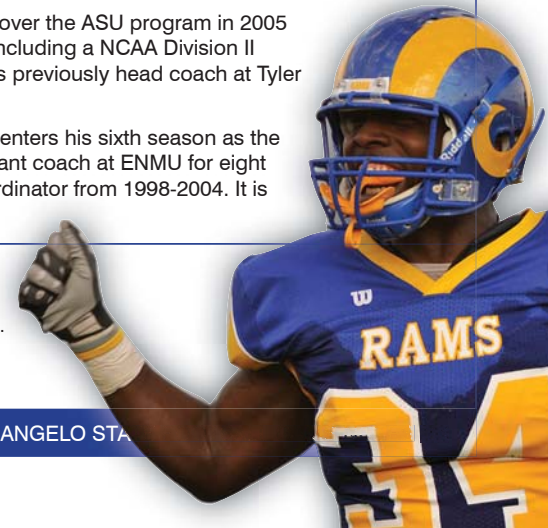
### The Coaches

**Angelo State:** Dale Carr (Colorado State, '76) took over the ASU program in 2005 and has guided the Rams to a 23-31 overall mark, including a NCAA Division II postseason appearance in his first season. Carr was previously head coach at Tyler Junior College.

**Eastern New Mexico:** Mark Ribaudo (Arizona, '88) enters his sixth season as the Greyhound's head coach, after serving as an assistant coach at ENMU for eight years, including a stint as the team's defensive coordinator from 1998-2004. It is Ribaudo's first head coaching position.

### Player to Watch // Zach Pettit >>

Last season, Angelo State was among the nation's leaders in sacks thanks in large part to departed defensive end Calvin Fance, who racked up 14.0. Who will step up in 2010? Senior defensive lineman Zach Pettit is a likely candidate. The Austin, Texas, native had 16 tackles and 2.5 sacks last season. If history holds true, ENMU will run a lot of plays Saturday and Pettit should have a chance to get his hands on Greyhound QB Wesley Wood.





**Head Coach Dale Carr**

**ANGELO STATE**  
Sixth season (23-31 record)

**PERSONAL**  
Hometown: Odessa, Texas  
Spouse: Vanessa Carr  
Children: Alyssa and Benjamin

**EDUCATION**  
Graduated from Permian High School in 1981  
Earned a bachelor's degree in agricultural business from Colorado State in 1987  
Earned a master's degree in physical education from Stephen F. Austin in 1990

**PLAYING EXPERIENCE**  
Linebacker at Colorado State University

**COLLEGE COACHING EXPERIENCE**  
Stephen F. Austin, 1989-90 // graduate assistant  
Tyler Junior College, 1991-95 // assistant coach  
Tyler Junior College, 1996-2004 // head coach  
Angelo State, 2005-present // head coach

**CARR'S RECORD AGAINST...**

Abilene Christian	1-4	.200
Central Oklahoma	2-1	.667
East Central (Okla.)	2-2	.500
Eastern New Mexico	4-1	.800
Midwestern State	2-3	.400
Northwest Missouri State	0-1	.000
Sam Houston State	0-1	.000
Southeastern Okla.	2-1	.667
Southern Nazarene	1-0	1.000
Southwestern Okla.	2-0	1.000
Tarleton State	0-5	.000
Texas A&M-Commerce	1-3	.250
Texas A&M-Kingsville	2-3	.400
Texas State	0-2	.000
West Texas A&M	1-4	.200
Western State (Colo.)	2-0	1.000
<b>Total</b>	<b>23-31</b>	<b>.425</b>

**CARR'S YEAR-BY-YEAR RESULTS**

	OVERALL	LSC SOUTH
2005	9-3, 7-2 LSC (2nd)	4-2 (2nd)
2006	3-7, 2-7 LSC (10th)	2-4 (5th)
2007	2-8, 2-7 LSC (12th)	1-5 (6th)
2008	3-8, 3-6 LSC (9th)	1-5 (6th)
2009	6-5, 5-4 LSC (6th)	2-4 (6th)
<b>Total</b>	<b>23-31, 19-26 LSC</b>	<b>10-20</b>

**The Program**

Angelo State won the NAIA National Championship in 1978 and has won three Lone Star Conference Championships (1978, 1984, 1987). The Rams have seen five NCAA DII playoff appearances and produced 55 All-Americans. Angelo State has sent 11 student-athletes on to successful NFL careers, including Pierce Holt, who earned two Super Bowl rings with the San Francisco 49ers in 1988-89, was a two-time Pro Bowl selection and was inducted into the NCAA Division II Football Hall of Fame in 2000. Legendary Baylor head coach Grant Teaff coached at ASU, and has been inducted into the National Football Foundation Hall of Fame with Holt and former Ram tackle Rodney Cason.

**This Week's Opponent**

Eastern New Mexico is located in Portales, N.M., and has an enrollment of 4,685. Founded in 1934, the Greyhounds are now members of the North Division of the Lone Star Conference after making the jump during the offseason. Eastern New Mexico hasn't won a conference game in four years, but earned back-to-back LSC South Divisional titles in 1999 and 2000 along with the outright conference title in 1991. The Greyhounds have seven All-LSC student-athletes returning this season.

**Ties with Eastern New Mexico**

- Eastern New Mexico safety Linvly Mosby and linebacker Joey Mendez both played for Angelo State defensive coordinator Matt Fryar at Odessa Permian High School. Angelo State's Stephen Boyles and Keith Davis are also Permian High products.
- ASU senior offensive lineman Aaron Simon is a former high school teammate of ENMU linebacker Devin Sweet and running back Stefan Mills. All three are from Clovis, N.M., and attended Clovis High School.
- Simon is Angelo State's only player from New Mexico. Conversely, Eastern New Mexico's roster boasts 68 players from the state of Texas and 39 from New Mexico.
- B.J. Davis (ASU) and Rhett Sain (ENMU) both hail from Sudan, Texas.
- Nick Alejandro (ASU) and Todd Davis (ENMU) went to Fredericksburg (Texas) High School.
- Angelo State's B.J. Bradley and Erik Hunsaker, and Eastern's Tyler Wencka call Shertz, Texas, home and attended Clemens High School.
- The Rams' Paul Mason attended Wichita Falls Rider High School along with Eastern New Mexico's Michael Besch. ASU's C.J. Akin played at Harker Height's High School with the Greyhounds' Christopher Henry and Matt Kalisch.
- Angelo State assistant soccer coach Stephanie Sanchez played four seasons on the Zia soccer team while earning her undergraduate degree.

**Opening Up**

Angelo State snapped a two-year cold spell on opening day in 2009, topping Texas A&M-Commerce, 21-7, at San Angelo Stadium. They'll look to keep that trend alive Saturday against Eastern New Mexico and keep Dale Carr - 3-2 in season openers at ASU - on the good side of the ledger. ASU is 25-20-1 all-time in season openers. Prior to Carr's arrival, the Rams had lost four consecutive season-opening contests.

**ANGELO STATE vs. EASTERN NEW MEXICO // TEAM COMPARISONS**

**ANGELO STATE (0-0/0-0 LSC)**

TEAM STATISTICS*	ASU	OPP
Points/Game	28.8	25.5
First Downs/Game	20.5	18.1
Rushing/Game	127.7	91.1
Passing/Game	271.5	272.2
Tot. Offense/Game	399.3	363.3
Fumbles-Lost	18-14	16-7
Pen.-Yds/Game	74.2	67.5
Time of Possession	31:07	28:44

**INDIVIDUAL LEADERS**

Rushing	Att-Net	Avg.	TD	YPG
-	-	-	-	-
-	-	-	-	-
-	-	-	-	-

Passing	C-A-YDs	Pct.	TD-INT	YPG
-	-	-	-	-
-	-	-	-	-
-	-	-	-	-

Receiving	Rec-Yds	Avg.	TD	YPG
-	-	-	-	-
-	-	-	-	-
-	-	-	-	-

Defense	U-A-TT	TFL	INT	FF-FR
-	-	-	-	-
-	-	-	-	-
-	-	-	-	-

\*2009 Statistics

**ENMU (1-0/0-0 LSC)**

TEAM STATISTICS	ENMU	OPP
Points/Game	59.0	21.0
First Downs	27	19
Rushing/Game	117.0	122.0
Passing/Game	396.0	161.0
Tot. Offense/Game	513.0	283.0
Fumbles-Lost	1-1	0-0
Pen.-Yds/Game	107.0	89.0
Time of Possession	25:06	34:43

**INDIVIDUAL LEADERS**

Rushing	Att-Net	Avg.	TD	YPG
Harris	11-58	5.3	0	58.0
Wood	9-51	5.7	0	51.0


Passing	C-A-YDs	Pct.	TD-INT	YPG
Wood	41-57-391	71.9	7-0	391.0

Receiving	Rec-Yds	Avg.	TD	YPG
Poku	19-126	12.6	3	126.0
Dale	9-71	7.9	1	71.0
Harris	6-43	7.2	1	43.0

Defense	U-A-TT	TFL	INT	FF-FR
Kalisch	7-3-10	2.5	0	0-0
Stevens	8-1-9	2.0	1	0-0
Sweet	4-1-5	1.0	1	0-0

STATS/LSC RANK	ASU	OPP
Scoring Offense	-	59.0 (1)
Total Offense	-	513.0 (1)
Rushing Offense	-	117.0 (3)
Passing Offense	-	396.0 (1)
Pass Efficiency	-	169.6 (1)
Kickoff Ret.	-	14.8 (5)
First Downs	-	27.0 (1)
3rd Down Conv. %	-	38.9 (2)
Penalties	-	107.0 (13)
Time of Poss.	-	25:06 (4)
Total Defense	-	283.0 (10)
Rushing Defense	-	122.0 (12)
Pass Defense	-	161.0 (11)
Interceptions	-	5 (1)

WEEK 1 vs. EASTERN NEW MEXICO

30 // MONDAY	31 // TUESDAY	1 // WEDNESDAY	2 // THURSDAY	3 // FRIDAY	4 // SATURDAY	5 // SUNDAY
Practice 4:30 p.m.  Players available 30 minutes prior to practice, or after practice (5:30).	Practice 3:30 p.m.  Players available 30 minutes prior to practice, or after practice (5:30).	Practice 3:30 p.m.  Players available 30 minutes prior to practice, or after practice (5:30).	Practice 4:30 p.m.  Players available 30 minutes prior to practice, or after practice (5:30).	No media availability.	<b>Game 1</b> vs. ENMU 6 p.m.  San Angelo Stadium San Angelo, Texas	No media availability.

Getting Things Going in Our House

There's no place like home for Angelo State. The Rams have won their last five home-opening match-ups, including last season's 21-7 win over the Lions. The Rams are 35-11 all-time in home debuts, and haven't lost an opener in San Angelo under the watch of Dale Carr.

Rams are Cotton Bowl Bound

Angelo State is bound for the Cotton Bowl, as the Rams match-up Sept. 11 against Texas A&M-Commerce in the Harvey Martin Classic. This marks the third-annual event to recognize the former East Texas State and Dallas Cowboys standout, Harvey Martin, who was recently selected for induction into the Lone Star Conference Hall of Honor. The game will kickoff at 5 p.m. Angelo State University is hosting a reception Friday, Sept. 10, from 6-8 p.m., at the Doubletree Campbell Centre, and will host a pregame tailgate party Saturday from 1-4 p.m., outside the Cotton Bowl at Fair Park.

Neiswander, Like No ASU QB Before?

Angelo State senior quarterback Josh Neiswander took a Sharpie to the Rams' single season record book last season, setting new highs for pass completions (242), pass attempts (388), passing yards (2,933), touchdowns (25) and completion percentage (62.4). Neiswander enters the 2010 campaign with 5,229 career passing yards, the third-highest total ever by an ASU signal caller. The Winnsboro, Texas, native needs 777 yards to catch Erik Hartman (1994-97) for second all-time at 6,006. The top spot is held by Ned Cox (1983-86), who passed for 7,833 yards in his career - a number within reach (2,604 to tie) if Neiswander has a similar season to 2009.

CAREER PASSING YARDS

1. Ned Cox (1983-86) . . . . . 7,833
2. Erik Hartman (1994-97) . . . . . 6,006
3. **Josh Neiswander (2006-present)** . . . . . **5,229**
4. Mickey Russell (1986-89) . . . . . 5,081
5. Trey Weishuhn (2003-06) . . . . . 4,974

Getting Yards in Bunches

It takes more than a couple good games to move into third all-time on a school's passing charts and Josh Neiswander has had certainly had his share. Neiswander posted the third-highest single-game passing effort in school history at Eastern New Mexico (Oct. 3) last season, completing 29-of-47 attempts for 403 yards. Neiswander posted another top-10 performance with 341 yards against Southeastern Oklahoma two weeks later. In all, Neiswander has four of the top 20 single-game passing efforts in ASU history.

YARDS	YEAR	PASSER VS. OPPONENT
475	1986	Ned Cox vs. Texas A&M-Kingsville
425	1989	Mickey Russell vs. Eastern New Mexico
403	2009	Josh Neiswander vs. Eastern New Mexico
396	2005	Trey Weishuhn vs. West Texas A&M
383	1996	Erik Hartman vs. Tarleton State
359	1989	Mickey Russell vs. Lamar
354	1985	Ned Cox vs. Texas A&M-Kingsville
341	2009	Josh Neiswander vs. Southeastern Oklahoma
338	2004	Trey Weishuhn vs. Texas A&M-Kingsville
335	1992	Wilbur Odom vs. Central Oklahoma
335	1997	Erik Hartman vs. Northeastern State



Lone Star Conference Standings

NORTH DIVISION	DIV	OVERALL	STREAK
Eastern New Mexico	0-0	1-0	W1
Northeastern State	0-0	1-0	W1
East Central	0-0	0-0	-
Texas A&M-Commerce	0-0	0-0	-
Central Okla.	0-0	0-1	L1
Southeastern Okla.	0-0	0-1	L1
Southwestern Okla.	0-0	0-1	L1

SOUTH DIVISION	DIV	OVERALL	STREAK
Midwestern State	0-0	1-0	W1
Texas A&M-Kingsville	0-0	1-0	W1
Abilene Christian	0-0	0-0	-
<b>Angelo State</b>	<b>0-0</b>	<b>0-0</b>	-
Tarleton State	0-0	0-1	L1
Incarnate Word	0-0	0-1	L1
West Texas A&M	0-0	0-1	L1

Recent Results

**THURSDAY, AUG. 26**  
Henderson State 44, Southeastern Oklahoma 13  
Emporia State 27, Southwestern Oklahoma 7

**SATURDAY, AUG. 28**  
Pittsburg State 31, Central Oklahoma 20  
Langston 28, Incarnate Word 20  
Eastern New Mexico 59, Southern Nazarene 21

**THURSDAY, SEPT. 2**  
Texas A&M-Kingsville 16, Northwest Missouri State 7  
Midwestern State 52, New Mexico Highlands 6  
Grand Valley State 34, West Texas A&M 31  
Northeastern State 31, Tarleton State 23

Upcoming Schedule

**SATURDAY, SEPT. 4**  
Abilene Christian at Washburn  
Upper Iowa at Texas A&M-Commerce  
\*Eastern New Mexico at Angelo State  
East Central at Fort Hays State

**SATURDAY, SEPT. 11**  
\*Angelo State at Texas A&M-Commerce Dallas, TX  
\*Texas A&M-Kingsville at East Central  
\*Incarnate Word at Southeastern Oklahoma  
\*West Texas A&M at Southwestern Oklahoma  
\*Tarleton State at Central Oklahoma  
\*Midwestern State at Eastern New Mexico  
\*Abilene Christian at Northeastern State

**SATURDAY, SEPT. 18**  
Northeastern State at North Dakota  
Tarleton State at Northwestern State  
\*East Central at Abilene Christian  
\*Southeastern Oklahoma at West Texas A&M  
\*Texas A&M-Commerce at Texas A&M-Kingsville  
\*Central Oklahoma at Incarnate Word  
\*Southwestern Oklahoma at Midwestern State

**SATURDAY, SEPT. 25**  
\*Texas A&M-Commerce at Eastern New Mexico  
\*Tarleton State at Abilene Christian  
\*West Texas A&M at Angelo State  
\*Southwestern Oklahoma at East Central  
\*Northeastern State at Southeastern Oklahoma  
\*Texas A&M-Kingsville at Incarnate Word  
\*Midwestern State at Central Oklahoma



## National Rankings

### AFCA TOP 25 POLL // WEEK 1 // 8.30.10

	SCHOOL	W-L	POINTS	PREV
1.	NW Missouri St. (23)	0-0	643	1
2.	Grand Valley St. (1)	0-0	619	2
3.	Minnesota-Duluth (1)	1-0	581	4
4.	North Alabama (1)	0-0	564	3
5.	California (Pa.)	0-0	524	6
6.	Abilene Christian	0-0	467	7
7.	West Liberty	0-0	451	8
8.	West Texas A&M	0-0	417	11
9.	Washburn	1-0	408	10
10.	West Alabama	1-0	344	12
11.	Saginaw Valley St.	0-0	332	14
12.	Nebraska-Omaha	0-0	305	15
13.	Central Washington	0-1	277	5
14.	Texas A&M-Kingsville	0-0	274	16
15.	Tuskegee	0-0	258	17
16.	Hillsdale	0-0	242	18
17.	Midwestern St.	0-0	235	19
18.	Minnesota St.-Mankato	0-0	188	21
19.	Missouri Western St.	0-0	169	20
20.	Carson-Newman	0-1	133	9
21.	West Chester	0-0	126	22
22.	Delta St.	0-0	115	24
23.	UNC-Pembroke	0-0	108	23
24.	Winona St.	1-0	84	NR
25.	Wayne St.	1-0	72	NR

#### Other LSC Schools Receiving Votes:

Tarleton St. (Texas), 24, Texas A&M-Commerce, 20.

### D2FOOTBALL.COM TOP 25 POLL // PRESEASON

	SCHOOL	W-L	POINTS	PREV
1.	Central Wash.	11-0	25	2
2.	Northwest Mo. St.	10-1	24	3
3.	Minn. Duluth	10-1	23	5
4.	Grand Valley St.	10-1	22	6
5.	North Ala.	10-1	21	1
6.	Neb.-Kearney	10-1	20	8
7.	Carson-Newman	9-2	19	9
8.	Midwestern St.	9-2	18	14
9.	Saginaw Valley	9-2	17	10
10.	Minn. St. Mankato	10-1	16	4
11.	West Liberty St.	10-1	15	18
12.	Tarleton St.	9-2	14	7
13.	Hillsdale	9-2	13	21
14.	Tuskegee	8-2	12	16
15.	UNC Pembroke	9-1	11	19
16.	Abilene Christian	8-3	10	11
17.	Tex. A&M-Kingsville	9-2	9	20
18.	Shippensburg	9-2	8	24
19.	Washburn	8-3	7	23
20.	California (Pa.)	8-3	6	12
21.	Albany St. (Ga.)	8-2	5	13
22.	Arkansas Tech	8-2	4	NR
23.	Central Mo.	8-3	3	17
24.	Mo. Western St.	8-3	2	15
25.	Wayne St. (Neb.)	8-3	1	NR

#### Other LSC Schools Receiving Votes:

None.

## Small, but Mighty

At 5 feet 5 inches, 5 feet 7 inches, and 5 feet 9 inches, Angelo State's top three tailbacks might be the most diminutive in stature on the roster. Don't be fooled by their size, however, as the trio will play a huge role as the Rams look to build upon a 6-5 mark in 2009 and make a splash in the Lone Star Conference. Transfers Samir Baker, Nevin Gardiner and Tristan Carter did their best to prove that tailback will be the most improved aspect of ASU football. The Rams finished near the middle of the pack with 127.7 yards per contest last season. Baker, a native of Euleess, Texas, arrived on campus in the spring after spending his first season at Alcorn State. Gardiner and Carter both played at California junior colleges last season.

## Bayless is Back

Wide outs V'Keon Lacey and Dekarai Pecikones were on the receiving end of a significant portion of Angelo State's passing attempts last season and didn't mind the action, but quarterback Josh Neiswander will have another reliable target this fall with the return of 6-foot-5 tight end Nate Bayless. The redshirt junior missed the 2009 season while battling non-Hodgkin's lymphoma. A native of Burkburnett, Texas, Bayless played in eight games and caught 10 passes during the 2008 season. Two of those catches were for scores. Bayless and fellow tight end Bradan Ritchey offer Neiswander a sizeable option on check-downs.

## Changing His Game


After spending his first two seasons as a running back, Austin Benson will return to the grid iron in 2010, but this season as a linebacker. The Del Rio High School product rushed for 156 yards and five touchdowns for the Rams last season helping them to a 6-5 overall mark. Benson saw action in all 11 games last season, while starting in three. The switch to linebacker looks to be a positive one for Benson, a hard-nosed, six-foot redshirt sophomore, who collected a season-high 39 yards on 15 carries with a pair of touchdowns at Southeastern Oklahoma (Oct. 17). Benson is projected to compete for a starting role at middle linebacker.

## Lone Star Conference Freshman of the Year

After being named Lone Star Conference South Division Freshman of the Year, sophomore wide receiver Dakarai Pecikonis looks to build on his remarkable inaugural season with the Rams. The Allen, Texas, native was also named to the All-LSC South Division Offensive Second Team after accumulating 35 receptions and 757 yards with seven touchdowns for Angelo State. Pecikonis led the team with 121 punt-return yards, while his 204 kick-off return yards were good for second on the squad.

## Team Leader

V'Keon Lacey quickly made an impact at Angelo State after transferring from Cisco Junior College. Last season, the Arlington, Texas, native, started all 11 games at wide receiver leading the Rams with 74 catches, 878 yards and 10 touchdowns. His impressive statistics were enough to earn him All-LSC South Division Offensive Second Team accolades. The 6-4 senior notched a season-high 11 catches at then-No. 17 Texas A&M-Kingsville (Nov. 7). He also accumulated a season-best 150 yards along with a 39-yard reception at Texas State on Sept. 5. Lacey's reception total led the LSC and broke ASU's 41-year-old single-season receptions record (56), formerly held by Don Burrell (1968).



# ANGELO STATE DEPTH CHART

## vs. EASTERN NEW MEXICO

**OFFENSE**

WR	6	Dakarai Pecikones (5-11, 165, So.)
	80	Donnell Harris (5-11, 205, Jr.)
LT	75	Conner Cook (6-5, 270, Jr.)
	67	Keefer Preece (6-5, 280, R-Jr.)
LG	77	Greg Lewis (6-3, 300, R-Jr.)
	69	Stephen Boyles (6-4, 280, R-Jr.)
C	61	Ryan Merryman (6-2, 275, Jr.)
	54	Elliot Howell (6-1, 280, Sr.)
RG	68	Andrew Krutsinger (6-2, 270, R-So.)
	74	Paul Ives (6-2, 335, Fr.)
RT	76	Austin Sumrall (6-7, 290, So.)
	78	Aaron Simon (6-4, 275, Sr.)
TE	87	Bradán Ritchey (6-5, 245, R-Jr.)
	88	Nate Bayless (6-5, 235, R-Jr.)
WR	4	V'Keon Lacey (6-4, 217, Sr.)
	85	Zach McCormick (5-10, 180, R-Jr.)
QB	8	Josh Neiswander (6-2, 215, R-Sr.)
	12	Blake Hamblin (6-2, 195, R-Fr.)
RB	7	Tristan Carter (5-9, 220, Jr.)
	22	Nevin Gardiner (5-7, 180, Jr.)
FB	33	John Norcott (6-0, 220, Sr.)
	46	Avery Rigg (6-1, 225, R-So.)

**DEFENSE**

DE	34	Zach Pettitt (6-1, 245, Sr.)
	9	Cornelius Rosenbaum (6-4, 250, Sr.)
NG	59	Cody Smith (6-2, 260, Sr.)
	95	Godwin Ubah (6-1, 290, Jr.)
DE	51	Devin McDonald (6-3, 240, Sr.)
	98	Raymond Johnson (6-3, 257, Jr.)
OLB	47	D.J. Clough (5-10, 190, R-Jr.)
	42	Terre Camille (5-10, 195, So.)
ILB	5	Austin Benson (6-0, 250, R-So.)
	41	Lance Tissue (5-10, 210, R-Jr.)
ILB	35	Sebastion Lafaele (5-11, 215, R-Jr.)
	27	B.J. Bradley (6-1, 215, R-Jr.)
SS	19	Brandon Mayse (6-0, 215, R-Sr.)
	26	Cory Schuler (6-2, 205, Jr.)
FS	24	Alvin Johnson (5-8, 175, R-So.)
	32	Dekkar Williams (5-10, 185, So.)
FS	14	Jake Eannarelli (6-0, 200, Jr.)
	25	Trevor Drayton (6-2, 194, Jr.)
CB	31	Markeith Jones (5-10, 180, Sr.)
	38	Stetsen Edwards (5-9, 155, R-So.)
CB	29	Husani Sallah (5-8, 170, R-Sr.)
	3	Terrence Preston (6-0, 176, Jr.)

**SPECIALISTS**

KO	28	Ryan Smith (5-11, 180, Sr.)
	40	George Shamblin (6-0, 205, R-Jr.)
PK	28	Ryan Smith (5-11, 180, Sr.)
	48	Scott Fankhouser (6-4, 184, Jr.)
HOLD	85	Zach McCormick (5-10, 180, R-Jr.)
	39	J.D. Bales (5-9, 190, R-Sr.)
LS	46	Avery Rigg (6-1, 225, R-So.)
	57	Tyler Crouch (5-10, 215, R-Fr.)

P	40	George Shamblin (6-0, 205, R-Jr.)
	39	J.D. Bales (5-9, 190, R-Sr.)
KR	15	C.J. Akin (6-0, 175, So.)
	6	Dakarai Pecikones (5-11, 165, So.)
PR	6	Dakarai Pecikones (5-11, 165, So.)
	24	Alvin Johnson (5-8, 175, R-So.)

**Rams When...**

Overall	0-0
LSC	0-0
LSC South	0-0
LSC North	0-0
Home	0-0
Away	0-0
Current streak	L3
Current home streak	L2
Current road streak	L2
Last win	10.17.09 at Southeastern Okla.
Last loss	11.7.09 at Texas A&M-Kingsville

Day game	0-0
Night game	0-0
September	0-0
October	0-0
November	0-0
December	0-0
vs. top-25 teams	0-0
vs. non-ranked teams	0-0
On natural grass	0-0
On FieldTurf	0-0

Scoring first	0-0
Opponent scores first	0-0
Leading after 1st quarter	0-0
Trailing after 1st quarter	0-0
Tied after 1st quarter	0-0
Leading at halftime	0-0
Behind at halftime	0-0
Tied at halftime	0-0
Leading after 3rd quarter	0-0
Trailing after 3rd quarter	0-0
Tied after 3rd quarter	0-0
Overtime	0-0

Scoring 20 points or less	0-0
Scoring 20+ points	0-0
Scoring 30+ points	0-0
Allowing 21 points or less	0-0
Allowing 10 points or less	0-0

With 100-yard rusher	0-0
Allow 100-yard rusher	0-0
With 300-yard passer	0-0
Allow 300-yard passer	0-0
Outgain opponent	0-0
Total offense +300 yards	0-0
Allow +300 yards total offense	0-0

No turnovers	0-0
Less than three turnovers	0-0
Three or more turnovers	0-0
No takeways	0-0
Three or more takeaways	0-0
Fewer turnovers	0-0
Equal turnovers	0-0
More turnovers	0-0
Control time of possession	0-0
Opponent controls time of possession	0-0
Possession time equal	0-0

**Numerical Roster**

NO.	NAME	POSITION
1	Aqura Brown	QB
8	Dakota Abernathy	DB
15	C.J. Akins	WR
94	Nick Alejandro	DL
44	Drew Allen	FB
89	Trey Anderson	TE
16	Samir Baker	RB
39	J.D. Bales	K
63	Colton Barnes	OL
88	Nate Bayless	TE
5	Austin Benson	LB
69	Stephen Boyles	OL
27	B.J. Bradley	LB
1	Aqura Brown	QB
17	Anthony Brown	DB
42	Terre Camille	LB
7	Tristan Carter	RB
33	Ryan Clapsaddle	DB
47	D.J. Clough	LB
13	Michael Cochran	QB
36	Michael Connor	RB
75	Conner Cook	OL
57	Tyler Crouch	LB
52	Quinton Crow	LB
45	B.J. Davis	TE
48	Jacob Decker	K
25	Trevor Drayton	DB
99	Colt Drennan	DL
14	Jake Eannarelli	DB
38	Stetson Edwards	DB
10	Brandon Eubanks	DB
34	Jonathan Family	DB
48	Scott Fankhauser	K
43	Brian Ferrell	WR
92	Doug Franklin	DL
9	Ben Garcia	WR
22	Nevin Gardiner	RB
12	Blake Hamblin	QB
80	Donnell Harris	WR
90	Jarron Harris	DL
50	Jeremey Henry	OL
18	Shiloh Hickman	LB
4	Mackenzie Hirt	ATH
70	Colby Houston	OL
54	Elliot Howell	OL
58	Erik Hunsaker	LB
10	James Hurd	WR
74	Paul Ives	OL
64	Steven Jackson	OL
28	Alex James	DB
82	Anthony Jenkins	TE
24	Alvin Johnson	DB
91	Garrett Johnson	TE
98	Raymond Johnson	DL
31	Markeith Jones	DB

**2010 ANGELO STATE ROSTERS**

NO.	NAME	POS.	HT	WT	YR.	HOMETOWN / LAST SCHOOL
1	Aqura Brown	QB	6-0	205	R-Jr.	Atlanta, Ga. / College of the Siskiyous
1#	Paul Mason	DB	5-8	155	Fr.	Wichita Falls, Texas / Rider HS
2#	Lawrence Syon	DB	6-0	160	Fr.	Houston, Texas / Belaire HS
2	Garrett Tidwell	WR	5-10	180	Sr.	Boyd, Texas / Boyd HS
3	Terrance Preston	DB	6-0	176	Jr.	Bryan, Texas / Cisco JC
4#	Mackenzie Hirt	ATH	5-10	175	Fr.	Brady, Texas / Brady HS
4	V'Keon Lacey	WR	6-4	205	Sr.	Arlington, Texas / Cisco JC
5	Austin Benson	LB	6-0	250	R-So.	Del Rio, Texas / Del Rio HS
6	Dakarai Pecikonis	WR	5-11	165	So.	Allen, Texas / Allen HS
7	Tristan Carter	RB	5-9	220	Jr.	Tucker, Ga. / Santa Barbara CC
7#	Dominique McCoy	ATH	5-11	195	Fr.	Houston, Texas / South Houston HS
8#	Dakota Abernathy	DB	6-2	210	Fr.	Weatherford, Texas / Weatherford HS
8	Josh Neiswander	QB	6-2	215	R-Sr.	Winnsboro, Texas / Winnsboro HS
9#	Ben Garcia	WR	5-9	165	Fr.	McAllen, Texas / Memorial HS
9	Cornelius Rosenbaum	DL	6-4	250	Sr.	Somerset, N.J. / Trinity Valley CC
10	Brandon Eubanks	DB	5-10	190	R-Jr.	Morton, Texas / Morton HS
10#	James Hurd	WR	6-2	194	Fr.	Boerne, Texas / Champion HS
11	Travis McCloud	DB	5-11	165	Jr.	Bryan, Texas / Cisco JC
12	Blake Hamblin	QB	6-2	195	R-Fr.	Rowlett, Texas / Rowlett HS
13	Michael Cochran	QB	6-2	165	R-So.	Cedar Park, Texas / Cedar Park HS
14	Jake Eannarelli	DB	6-0	200	Jr.	Klein, Texas / Klein HS
15	C.J. Akins	WR	6-0	175	So.	Harker Heights, Texas / Harker Heights HS
16	Samir Baker	RB	5-5	175	R-So.	Eules, Texas / Alcorn State
17	Anthony Brown	DB	6-0	165	R-Fr.	Austin, Texas / Travis HS
18	Shiloh Hickman	LB	6-0	215	R-So.	Houston, Texas / Westfield HS
19	Brandon Mayse	LB	6-0	215	R-Sr.	Fort Hood, Texas / Shoemaker HS
19#	Xavier Traylor	WR	5-10	170	Fr.	Glenn Heights, Texas / DeSoto HS
20	Blake Smith	RB	6-0	225	Fr.	Burleson, Texas / Burleson HS
21	Courtney Moore	DB	5-9	190	R-Fr.	Pflugerville, Texas / Austin Johnson HS
22	Nevin Gardiner	RB	5-7	180	Jr.	San Jose, Calif. / Foothill JC
23	Nekechie Miller	DB	6-1	170	R-Fr.	Leander, Texas / Leander HS
24	Alvin Johnson	DB	5-8	175	R-So.	Houston, Texas / Lamar HS
25	Trevor Drayton	DB	6-2	194	Jr.	Lukin, Texas / Navarro JC
26	Corey Schuler	RB	6-2	205	Jr.	Leander, Texas / Navarro JC
27	B.J. Bradley	LB	6-1	215	R-Jr.	Schertz, Texas / Clemens HS
28#	Alex James	DB	6-0	185	Fr.	Deer Park, Texas / Deer Park HS
28	Ryan Smith	K	5-11	180	Sr.	San Angelo, Texas / Central HS
29	Husani Sallah	DB	5-8	170	R-Sr.	Houston, Texas / Blinn JC
30	Derek McDonough	DB	5-11	185	Jr.	Spring, Texas / Blinn JC
31	Markeith Jones	DB	5-10	180	Sr.	Dallas, Texas / Carter HS
31#	Jared Ross	DB	5-8	150	Fr.	Corinth, Texas / Lake Dallas HS
32	Dekkar Williams	DB	5-10	185	So.	Austin, Texas / McNeil HS
33	Ryan Clapsaddle	DB	5-11	170	Fr.	The Woodlands, Texas / The Woodlands HS
33	John Norcott	RB	6-0	220	Sr.	Norton, Mass. / Dean HS
34	Zach Pettitt	DL	6-1	245	Sr.	Austin, Texas / Connally HS
34#	Jonathan Family	DB	6-2	190	Fr.	Spring, Texas / Klein HS
36	Michael Connor	RB	5-10	209	R-So.	Lubbock, Texas / Frenship HS
35	Sebastian Lafaele	LB	5-11	215	R-Jr.	San Antonio, Texas / Lee HS
37	Joseph Schumpert	LB	5-10	195	Jr.	Gilmer, Texas / Kilgore JC
38	Stetson Edwards	DB	5-9	155	R-So.	Dallas, Texas / Hillcrest HS
39	J.D. Bales	K	5-9	190	R-Sr.	San Angelo, Texas / Central HS
40#	Rush Seaver	LB	6-1	210	Fr.	Lampassas, Texas / Lampassas HS
40	George Shamblin	K	6-0	205	R-Jr.	San Angelo, Texas / NW Arkansas CC
41	Lance Tissue	LB	5-10	210	R-Jr.	Big Spring, Texas / Big Spring HS

NO.	NAME	POS.	HT	WT	YR.	HOMETOWN / LAST SCHOOL	NO.	NAME	POSITION
42	Terre Camille	LB	5-10	195	So.	Houston, Texas / Westfield HS	83	Kyle Knapp	TE
43	Brian Ferrell	WR	5-10	190	R-So.	White Deer, Texas / White Deer HS	49	Joey Knight	WR
44	Drew Allen	FB	6-0	214	R-So.	Iraan, Texas / Abilene Christian	72	Derek Kowalik	OL
45	B.J. Davis	TE	6-6	200	Fr.	Sudan, Texas / Sudan HS	68	Andrew Krutsinger	OL
46	Avery Rigg	FB	6-1	225	R-So.	Crane, Texas / West Texas A&M	4	V'Keon Lacey	WR
47	D.J. Clough	LB	5-10	190	R-Jr.	San Angelo, Texas / Central HS	35	Sebastian Lafaele	LB
48#	Scott Fankhauser	K	6-4	185	So.	Big Spring, Texas / Big Spring HS	73	Anthony Landry	OL
48	Jacob Decker	K	5-10	174	Fr.	Houston, Texas / Klein Forest HS	77	Greg Lewis	OL
49	Joey Knight	WR	6-1	175	R-Fr.	Corinth, Texas / Lake Dallas HS	1	Paul Mason	DB
50	Jeremey Henry	OL	5-11	285	R-Fr.	Duncanville, Texas / DeSoto HS	19	Brandon Mayse	LB
51	Devin McDonald	DL	6-3	240	Sr.	Dallas, Texas / Navarro JC	11	Travis McCloud	DB
52	Quinton Crow	LB	5-11	225	Fr.	Austin, Texas / Lake Travis HS	85	Zach McCormick	WR
53	Josh Mullins	DL	6-2	250	Fr.	Austin, Texas / Crockett HS	7	Dominique McCoy	ATH
54	Elliot Howell	OL	6-1	280	Sr.	Lancaster, Texas / Navarro JC	51	Devin McDonald	DL
56	Daniel Scott	DL	6-3	240	Fr.	Decatur, Texas / Bridgeport HS	30	Derek McDonough	DB
57	Tyler Crouch	LB	5-10	215	R-Fr.	Euleess, Texas / Colleyville Heritage HS	61	Ryan Merryman	OL
58	Erik Hunsaker	LB	6-0	220	Fr.	Schertz, Texas / Clemens HS	23	Nekechie Miller	DB
59	Cody Smith	DL	6-2	260	Sr.	Athens, Texas / Athens HS	21	Courtney Moore	DB
60	Preston Wimberly	DL	6-2	250	Fr.	Richardson, Texas / Berkner HS	53	Josh Mullins	DL
61	Ryan Merryman	OL	6-2	275	Jr.	Marlin, Texas / Marlin HS	8	Josh Neiswander	QB
63	Colton Barnes	OL	6-0	290	Fr.	Bryan, Texas / Bryan HS	33	John Norcott	RB
64	Steven Jackson	OL	6-3	295	Fr.	The Colony, Texas / The Colony HS	86	Excelle Osborne	WR
67	Keefer Preece	OL	6-5	280	R-Jr.	Hamilton, Texas / Hamilton HS	93	Trevor Owens	LB
68	Andrew Krutsinger	OL	6-2	270	R-So.	Houston, Texas / Alief Taylor HS	6	Dakarai Pecikonis	WR
69	Stephen Boyles	OL	6-4	280	R-Jr.	Odessa, Texas / Permian HS	34	Zach Pettit	DL
70	Colby Houston	OL	6-1	300	Fr.	Red Oak, Texas / Red Oak HS	96	Weston Phillips	DL
71	Jerrel Walters	OL	6-2	285	Fr.	Spring, Texas / Spring HS	67	Keefer Preece	OL
72	Derek Kowalik	OL	6-4	280	R-Sr.	San Antonio, Texas / Smithson Valley HS	3	Terrance Preston	DB
73	Anthony Landry	OL	6-3	295	Fr.	Houston, Texas / Bellaire HS	97	Stuart Redding	LB
74	Paul Ives	OL	6-2	335	Fr.	Red Oak, Texas / Red Oak HS	46	Avery Rigg	FB
75	Conner Cook	OL	6-5	270	Jr.	San Antonio, Texas / Alamo Heights HS	87	Bradán Ritchey	TE
76	Austin Sumrall	OL	6-7	290	So.	Katy, Texas / Katy HS	9	Cornelius Rosenbaum	DL
77	Greg Lewis	OL	6-3	300	R-Jr.	San Antonio, Texas / O'Connor HS	31	Jared Ross	DB
78	Aaron Simon	OL	6-4	275	Sr.	Clovis, N.M. / Clovis HS	29	Husani Sallah	DB
79	Cory Smith	OL	6-5	270	R-Fr.	San Antonio, Texas / Clark HS	26	Corey Schuler	RB
80	Donnell Harris	WR	5-11	205	Jr.	San Angelo, Texas / Lake View HS	37	Joseph Schumpert	LB
82	Anthony Jenkins	TE	6-3	200	Fr.	Killeen, Texas / Killeen HS	56	Daniel Scott	DL
83	Kyle Knapp	TE	6-3	225	So.	Hutto, Texas / Hutto HS	40	Rush Seaver	LB
84	Jacob Velasquez	TE	6-3	225	R-Fr.	Bonney, Texas / Angelton HS	40	George Shamblin	K
85	Zach McCormick	WR	5-10	180	R-Jr.	Wall, Texas / Wall HS	78	Aaron Simon	OL
86	Excelle Osborne	WR	6-2	175	So.	Houston, Texas / North Shore HS	20	Blake Smith	RB
87	Bradán Ritchey	TE	6-5	245	R-Jr.	Boyd, Texas / Boyd HS	28	Ryan Smith	K
88	Nate Bayless	TE	6-5	235	R-Jr.	Burkburnett, Texas / Burkburnett HS	59	Cody Smith	DL
89	Trey Anderson	TE	6-3	240	Jr.	San Antonio, Texas / Marshall HS	79	Cory Smith	OL
90	Jarron Harris	DL	6-3	210	R-Fr.	Cedar Park, Texas / Leander HS	76	Austin Sumrall	OL
91	Garrett Johnson	TE	6-5	205	Fr.	Gatesville, Texas / Gatesville HS	2	Lawrence Syon	DB
92	Doug Franklin	DL	6-2	225	R-Fr.	Tyler, Texas / Lee HS	2	Garrett Tidwell	WR
93	Trevor Owens	LB	6-0	200	Fr.	Monahans, Texas / Monahans HS	41	Lance Tissue	LB
94	Nick Alejandro	DL	6-0	275	R-So.	Fredericksburg, Texas / Fredericksburg HS	19	Xavier Traylor	WR
95	Godwin Ubah	DL	6-1	290	Jr.	Austin, Texas / Johnson HS	95	Godwin Ubah	DL
96	Weston Phillips	DL	6-1	235	R-So.	Wellman, Texas / Wellman-Union HS	84	Jacob Velasquez	TE
97	Stuart Redding	LB	5-11	220	Fr.	Keller, Texas / Central HS	71	Jerrel Walters	OL
98	Raymond Johnson	DL	6-3	257	Jr.	Pomona, Calif. / Garey HS	32	Dekkar Williams	DB
99	Colt Drennan	DL	6-5	215	Fr.	Boerne, Texas / Champion HS	60	Preston Wimberly	DL

# - Duplicate Number

# 2009 STATISTICS

OVERALL: 6-5 (HOME: 3-2, ROAD: 3-3, NEUTRAL: 0-0) // LSC: 5-4 // LSC SOUTH: 2-4

## RESULTS

DATE	OPPONENT	RESULT	SCORE	ATTEND
8.29	TEXAS A&M-COMMERCE	W	21-7	6543
9.5	at Texas State	L	28-48	14116
9.12	SOUTHWESTERN OKLA.	W	55-10	1136
9.19	at East Central	W	29-9	3000
9.26	(17)MIDWESTERN STATE*	W	20-17	7650
10.3	at Eastern New Mexico*	W	47-23	4207
10.10	(2)ABILENE CHRISTIAN*	L	14-38	10250
10.17	at Southeastern Okla.	W	42-30	2117
10.24	at West Texas A&M*	L	15-43	7197
10.31	(7)TARLETON STATE*	L	14-21	5432
11.7	at (17)Texas A&M-Kingsville*	L	32-35	10073

\*LSC South Division Game

## TEAM STATISTICS

	ANGELO STATE	OPPONENT
SCORING	317	281
Points Per Game	28.8	25.5
FIRST DOWNS	226	199
Rushing	75	51
Passing	127	129
Penalty	24	19
RUSHING YARDAGE	1405	1002
Yards gained rushing	1637	1393
Yards lost rushing	232	391
Rushing Attempts	345	353
Average Per Rush	4.1	2.8
Average Per Game	127.7	91.1
TDs Rushing	14	14
PASSING YARDAGE	2987	2994
Comp-Att-Int	248-399-8	221-368-13
Average Per Pass	7.5	8.1
Average Per Catch	12.0	13.5
Average Per Game	271.5	272.2
TDs Passing	26	21
TOTAL OFFENSE	4392	3996
Total Plays	744	721
Average Per Play	5.9	5.5
Average Per Game	399.3	363.3
KICK RETURNS: #-Yards	46-962	52-974
PUNT RETURNS: #-Yards	28-227	20-130
INT RETURNS: #-Yards	13-212	8-49
KICK RETURN AVERAGE	20.9	18.7
PUNT RETURN AVERAGE	8.1	6.5
INT RETURN AVERAGE	16.3	6.1
FUMBLES-LOST	18-14	16-7
PENALTIES-Yards	89-816	83-743
Average Per Game	74.2	67.5
PUNTS-Yards	53-1860	58-2182
Average Per Punt	35.1	37.6
Net punt average	31.1	30.9
TIME OF POSSESSION/Game	31:07	28:44
3RD-DOWN Conversions	55/139	46/147
3rd-Down Pct	40%	31%
4TH-DOWN Conversions	8/16	9/17
4th-Down Pct	50%	53%
SACKS BY-Yards	39-269	11-77
MISC YARDS	23	0
TOUCHDOWNS SCORED	43	36
FIELD GOALS-ATTEMPTS	5-9	9-16
ON-SIDE KICKS	2-3	0-2
RED-ZONE SCORES	(34-42) 81%	(30-40) 75%
RED-ZONE TOUCHDOWNS	(29-42) 69%	(25-40) 63%
PAT-ATTEMPTS	(36-40) 90%	(30-33) 91%
ATTENDANCE	31011	40710
Games/Avg Per Game	5/6202	6/6785

SCORE BY QUARTERS	1ST	2ND	3RD	4TH	TOTAL
Angelo State	70	68	70	109	317
Opponents	51	77	61	92	281

## RUSHING

PLAYER	GP	ATT	GAIN	LOSS	NET	AVG	TD	LONG	AVG/G
Dwight Pete	11	120	563	39	524	4.4	5	42	47.6
Michael Simperts	9	84	447	61	386	4.6	3	45	42.9
Garrett Tidwell	9	40	241	10	231	5.8	0	38	25.7
Austin Benson	11	41	168	12	156	3.8	5	21	14.2
C.J. Akins	9	6	62	0	62	10.3	0	20	6.9
Robert Carter	2	7	41	3	38	5.4	0	22	19.0
John Norcott	11	3	35	0	35	11.7	0	32	3.2
D. Pecikonis	10	2	11	0	11	5.5	0	8	1.1
Aqura Brown	2	3	10	4	6	2.0	0	8	3.0
Shannon Moore	2	6	6	1	5	0.8	0	2	2.5
Zach McCormick	10	1	4	0	4	4.0	1	4	0.4
V'Keon Lacey	11	2	0	4	-4	-2.0	0	0	-0.4
TEAM	8	7	0	11	-11	-1.6	0	0	-1.4
Josh Neiswander	11	23	49	87	-38	-1.7	0	13	-3.5
TOTAL.....	11	345	1637	232	1405	4.1	14	45	127.7
OPPONENTS.....	11	353	1393	391	1002	2.8	14	34	91.1

## PASSING

PLAYER	G	EFFIC	CMP-ATT-INT	PCT	YDS	TD	LONG	AVG/G
Josh Neiswander	11	143.01	242-388-8	62.4	2933	25	81	266.6
Aqura Brown	2	96.20	4-8-0	50.0	44	0	18	22.0
Garrett Tidwell	9	307.00	2-2-0	100.0	10	1	5	1.1
TEAM	8	0.00	0-1-0	0.0	0	0	0	0.0
Total.....	11	142.53	248-399-8	62.2	2987	26	81	271.5
Opponents.....	11	140.16	221-368-13	60.1	2994	21	79	272.2

## RECEIVING

PLAYER	G	NO.	YDS	AVG	TD	LONG	AVG/G
V'Keon Lacey	11	74	878	11.9	10	39	79.8
D. Pecikonis	10	35	757	21.6	7	81	75.7
Antwon Williams	9	17	175	10.3	1	30	19.4
Zach McCormick	10	17	165	9.7	1	28	16.5
John Norcott	11	16	122	7.6	3	16	11.1
Dwight Pete	11	15	131	8.7	2	67	11.9
Garrett Tidwell	9	14	156	11.1	0	46	17.3
Excelle Osborne	6	13	200	15.4	1	55	33.3
Bradán Ritchey	11	13	121	9.3	1	18	11.0
C.J. Akins	9	9	115	12.8	0	31	12.8
Michael Simperts	9	9	36	4.0	0	10	4.0
Trey Anderson	11	6	50	8.3	0	16	4.5
Austin Benson	11	5	33	6.6	0	12	3.0
Jeremy Hill	9	3	22	7.3	0	9	2.4
Donnell Harris	7	1	17	17.0	0	17	2.4
Kyle Knapp	3	1	9	9.0	0	9	3.0
Total.....	11	248	2987	12.0	26	81	271.5
Opponents.....	11	221	2994	13.5	21	79	272.2

## TOTAL OFFENSE

PLAYER	G	PLAYS	RUSH	PASS	TOTAL	AVG/G
Josh Neiswander	11	411	-38	2933	2895	263.2
Dwight Pete	11	120	524	0	524	47.6
Michael Simperts	9	84	386	0	386	42.9
Garrett Tidwell	9	42	231	10	241	26.8
Austin Benson	11	41	156	0	156	14.2
C.J. Akins	9	6	62	0	62	6.9
Aqura Brown	2	11	6	44	50	25.0
Robert Carter	2	7	38	0	38	19.0
John Norcott	11	3	35	0	35	3.2
D. Pecikonis	10	2	11	0	11	1.1
Shannon Moore	2	6	5	0	5	2.5
Zach McCormick	10	1	4	0	4	0.4
V'Keon Lacey	11	2	-4	0	-4	-0.4
TEAM	8	8	-11	0	-11	-1.4
Total.....	11	744	1405	2987	4392	399.3
Opponents.....	11	721	1002	2994	3996	363.3

# 2009 STATISTICS

OVERALL: 6-5 (HOME: 3-2, ROAD: 3-3, NEUTRAL: 0-0) // LSC: 5-4 // LSC SOUTH: 2-4

## SCORING

PLAYER	TD	FGS	KICK	RUSH	PATs			SAF	POINTS
					RCV	PASS	DXP		
V'Keon Lacey	10	0-0	0-0	0-0	2	0-0	0	0	64
Dwight Pete	7	0-0	0-0	0-0	1	0-0	0	0	44
Ryan Smith	0	5-9	28-30	0-0	0	0-0	0	0	43
D. Pecikonis	7	0-0	0-0	0-0	0	0-0	0	0	42
Austin Benson	5	0-0	0-0	0-0	0	0-0	0	0	30
John Norcott	3	0-0	0-0	0-0	0	0-0	0	0	18
Michael Simpers	3	0-0	0-0	0-0	0	0-0	0	0	18
Zach McCormick	2	0-0	0-0	0-0	0	0-0	0	0	12
Brad Holcomb	0	0-0	8-10	0-0	0	0-0	0	0	8
Bradán Ritchey	1	0-0	0-0	0-0	0	0-0	0	0	6
Excelle Osborne	1	0-0	0-0	0-0	0	0-0	0	0	6
Garrett Tidwell	1	0-0	0-0	0-0	0	0-0	0	0	6
Alvin Johnson	1	0-0	0-0	0-0	0	0-0	0	0	6
D'Angelo Waites	1	0-0	0-0	0-0	0	0-0	0	0	6
Antwon Williams	1	0-0	0-0	0-0	0	0-0	0	0	6
TEAM	0	0-0	0-0	0-0	0	0-0	0	1	2
Josh Neiswander	0	0-0	0-0	0-0	0	3-3	0	0	0
Total.....	43	5-9	36-40	0-0	3	3-3	0	1	317
Opponents.....	36	9-16	30-33	0-1	2	2-2	0	2	281

## PUNT RETURNS

PLAYER	NO.	YDS	AVG	TD	LONG
D. Pecikonis	12	121	10.1	0	21
Garrett Tidwell	12	70	5.8	0	23
Husani Sallah	2	25	12.5	0	16
Alvin Johnson	2	11	5.5	0	6
Total.....	28	227	8.1	0	23
Opponents.....	20	130	6.5	0	29

## KICKOFF RETURNS

PLAYER	NO.	YDS	AVG	TD	LONG
Garrett Tidwell	23	607	26.4	1	96
D. Pecikonis	10	204	20.4	0	46
Jeremy Hill	4	26	6.5	0	13
C.J. Akins	3	48	16.0	0	23
John Norcott	2	24	12.0	0	12
Husani Sallah	1	16	16.0	0	16
Alvin Johnson	1	27	27.0	0	27
Tyler Orlando	1	11	11.0	0	11
Lance Tissue	1	-1	-1.0	0	0
Total.....	46	962	20.9	1	96
Opponents.....	52	974	18.7	1	47

## INTERCEPTIONS

PLAYER	NO.	YDS	AVG	TD	LONG
Markeith Jones	4	33	8.2	0	27
Alvin Johnson	2	80	40.0	1	80
Logan Bryan	2	64	32.0	0	51
Pete Parker	1	0	0.0	0	0
Tanner Jacobs	1	12	12.0	0	12
Jake Eannarelli	1	20	20.0	0	20
Husani Sallah	1	2	2.0	0	2
Stetson Edwards	1	1	1.0	0	1
Total.....	13	212	16.3	1	80
Opponents.....	8	49	6.1	0	43

## FUMBLE RETURNS

PLAYER	NO.	YDS	AVG	TD	LONG
D'Angelo Waites	0	0	0.0	1	0
Total.....	0	0	0.0	1	0
Opponents.....	1	15	15.0	0	15

## ALL-PURPOSE YARDAGE

PLAYER	G	RUSH	REC	PR	KOR	IR	TOT	AVG/G
D. Pecikonis	10	11	757	121	204	0	1093	109.3
Garrett Tidwell	9	231	156	70	607	0	1064	118.2
V'Keon Lacey	11	-4	878	0	0	0	874	79.5
Dwight Pete	11	524	131	0	0	0	655	59.5
Michael Simpers	9	386	36	0	0	0	422	46.9
C.J. Akins	9	62	115	0	48	0	225	25.0
Excelle Osborne	6	0	200	0	0	0	200	33.3
Austin Benson	11	156	33	0	0	0	189	17.2
John Norcott	11	35	122	0	24	0	181	16.5
Antwon Williams	9	0	175	0	0	0	175	19.4
Zach McCormick	10	4	165	0	0	0	169	16.9
Bradán Ritchey	11	0	121	0	0	0	121	11.0
Alvin Johnson	11	0	0	11	27	80	118	10.7
Logan Bryan	8	0	0	0	0	64	64	8.0
Trey Anderson	11	0	50	0	0	0	50	4.5
Jeremy Hill	9	0	22	0	26	0	48	5.3
Husani Sallah	10	0	0	25	16	2	43	4.3
Robert Carter	2	38	0	0	0	0	38	19.0
Markeith Jones	11	0	0	0	0	33	33	3.0
Jake Eannarelli	8	0	0	0	0	20	20	2.5
Donnell Harris	7	0	17	0	0	0	17	2.4
Tanner Jacobs	9	0	0	0	0	12	12	1.3
Tyler Orlando	6	0	0	0	11	0	11	1.8
Kyle Knapp	3	0	9	0	0	0	9	3.0
Aqura Brown	2	6	0	0	0	0	6	3.0
Shannon Moore	2	5	0	0	0	0	5	2.5
Stetson Edwards	10	0	0	0	0	1	1	0.1
Lance Tissue	10	0	0	0	-1	0	-1	-0.1
TEAM	8	-11	0	0	0	0	-11	-1.4
Josh Neiswander	11	-38	0	0	0	0	-38	-3.5
Total.....	11	1405	2987	227	962	212	5793	526.6
Opponents.....	11	1002	2994	130	974	49	5149	468.1

## PUNTING

PLAYER	NO.	YDS	AVG	LONG	TB	FC	I20	BLKD
Dylan Wiggs	41	1471	35.9	60	4	6	6	0
J.D. Bales	11	378	34.4	40	0	3	3	1
TEAM	1	11	11.0	11	0	0	0	0
Total.....	53	1860	35.1	60	4	9	9	1
Opponents.....	58	2182	37.6	51	8	4	14	0

## FIELD GOALS

PLAYER	FGM-FGA	PCT	01-19	20-29	30-39	40-49	50-99	LG	BLK
Ryan Smith	5-9	55.6	0-0	2-2	3-6	0-1	0-0	36	1

## FIELD GOAL SEQUENCE

GAME	ANGELO STATE	OPPONENTS
Texas A&M-Commerce	41	-
Texas State	36	-
Southwestern Okla.	-	(35)
East Central	36	-
Midwestern State	(21),(36)	(35),(45),34,(32)
Eastern New Mexico	(23),(31)	-
Abilene Christian	33	(30),33
Southeastern Okla.	-	(46),53,41
West Texas A&M	-	(40),(46),35,(41)
Tarleton State	-	-
Texas A&M-Kingsville	(31)	26,42

## KICKOFFS

PLAYER	No.	Yds	Avg	TB	OB	Retn	Net	YdLn
Ryan Smith	41	2339	57.0	3	1			
Brad Holcomb	15	879	58.6	0	0			
D'Angelo Waites	1	59	59.0	0	0			
Total.....	57	3277	57.5	3	1	974	39.4	30
Opponents.....	55	3225	58.6	5	3	962	39.3	30

# 2009 STATISTICS

OVERALL: 6-5 (HOME: 3-2, ROAD: 3-3, NEUTRAL: 0-0) // LSC: 5-4 // LSC SOUTH: 2-4

## DEFENSIVE STATISTICS

PLAYER	SOLO	AST	TOTAL	TFL/YDS	SACKS	INT-YDS	PBU	QBH	FR	FF	BLK	SAF
45 D'Angelo Waites	29	48	77	5.0-27	2.5-20	.	4	1	1-0	1	.	.
44 Ian Ritchey	15	44	59	4.0-9	0.5-3	.	3	4	.	.	.	.
18 Pete Parker	20	34	54	5.0-17	3.0-15	1-0	3	.	.	.	.	.
92 Calvin Fance	19	24	43	14.5-93	14.0-93	.	.	6	.	2	1	.
11 Edward Cantrell	19	23	42	3.5-13	1.0-9	.	.	2	.	.	.	.
24 Alvin Johnson	16	22	38	1.0-1	.	2-80	5	.	.	.	.	.
19 Brandon Mayse	8	28	36	1.0-1	.	.	1	.	1-0	.	.	.
23 Rickey McKinley	18	16	34	1.0-1	.	.	2	.	.	.	.	.
14 Jake Eannarelli	16	16	32	1.5-2	.	1-20	1	.	.	.	.	.
7 Steven Duhon	13	17	30	2.5-5	.	.	1	2	.	.	.	.
31 Markeith Jones	13	16	29	.	.	4-33	4	.	1-0	1	.	.
47 D.J. Clough	10	17	27	3.5-14	1.0-1	.	2	.	.	.	.	.
35 S. Lafaele	12	14	26	0.5-0	.	.	1	1	.	1	.	.
52 Dustin Arthur	9	16	25	7.0-37	4.0-31	.	1	3	1-0	1	.	.
95 Godwin Ubah	5	18	23	2.5-17	2.0-16	.	.	1	.	1	.	.
41 Lance Tissue	4	19	23	.	.	.	1	2	.	.	.	.
32 Dekkar Williams	9	13	22	1.0-1	.	.	1	.	.	1	.	.
59 Cody Smith	8	13	21	7.5-50	4.0-35	.	.	6	1-0	.	.	.
25 Jared Reynolds	8	13	21	.	.	.	1	1	.	.	.	.
29 Husani Sallah	9	8	17	1.0-4	.	1-2	6	.	.	.	.	.
51 Devin McDonald	2	15	17	3.5-5	0.5-3	.	.	1	.	.	.	.
34 Zach Pettitt	4	12	16	2.5-10	2.0-9	.	.	.	.	.	.	.
16 Logan Bryan	9	7	16	.	.	2-64	.	.	.	.	.	.
38 Stetson Edwards	7	9	16	1.0-2	.	1-1	6	.	.	.	.	.
27 B.J. Bradley	5	10	15	1.0-11	1.0-11	.	.	.	.	.	.	.
17 Tanner Jacobs	4	4	8	.	.	1-12	.	.	.	.	.	.
9 C. Rosenbaum	1	6	7	1.5-12	1.5-12	.	2	.	.	.	.	.
48 Shiloh Hickman	5	2	7	.	.	.	.	.	.	.	.	.
30 Derek McDonough	3	2	5	.	.	.	1	.	.	.	.	.
22 C.J. Akins	2	2	4	1.0-12	.	.	.	.	.	.	1	.
94 Nick Alejandro	2	2	4	2.0-11	2.0-11	.	.	.	.	.	.	.
10 Brandon Eubanks	.	3	3	.	.	.	.	.	.	.	.	.
89 Trey Anderson	1	2	3	.	.	.	.	.	.	.	.	.
4 V'Keon Lacey	2	1	3	0.5-0	.	.	.	.	.	.	.	.
5 Austin Benson	1	1	2	.	.	.	.	.	.	.	.	.
42 TerRe' Camille	.	2	2	.	.	.	.	.	.	.	.	.
33 John Norcott	1	1	2	.	.	.	.	.	.	.	.	.
39 J.D. Bales	1	.	1	.	.	.	.	.	.	.	.	.
93 A. Krutsinger	1	.	1	.	.	.	.	.	.	.	.	.
69 Stephen Boyles	1	.	1	.	.	.	.	.	.	.	.	.
85 Zach McCormick	1	.	1	.	.	.	.	.	.	.	.	.
99 Shannon Moore	1	.	1	.	.	.	.	.	.	.	.	.
49 Dylan Wiggs	.	1	1	.	.	.	.	.	.	.	.	.
86 Excella Osborne	1	.	1	.	.	.	.	.	.	.	.	.
40 Garnet Jackson	.	1	1	.	.	.	.	.	.	.	.	.
TM TEAM	.	.	.	.	.	.	.	.	.	.	.	1
TOTAL.....	315	502	817	75-355	39-269	13-212	46	30	5-0	8	2	1
OPPONENTS.....	-	-	-	-	11-77	8-49	33	37	14-15	12	3	2

# 2009 STATISTICS

OVERALL: 6-5 (HOME: 3-2, ROAD: 3-3, NEUTRAL: 0-0) // LSC: 5-4 // LSC SOUTH: 2-4

## GAME-BY-GAME TACKLES (UT-AT)

PLAYER	UA-A	TOT	A&M-C	TXST	SWOSU	ECU	MSU	ENMU	ACU	SOSU	WTAMU	TARLETON	TAMUK
D'Angelo Waites	29-48	77	4-2	1-6	2-3	7-5	3-4	1-1	4-12	3-1	1-5	1-4	2-5
Ian Ritchey	15-44	59	1-1	2-4	1-3	0-4	2-7	0-1	2-12	4-0	0-5	1-4	2-3
Pete Parker	20-34	54	1-2	1-2	0-1	1-2	2-7	3-1	2-6	5-1	4-4	1-6	0-2
Calvin Fance	19-24	43	0-1	1-4	1-0	1-4	1-6	3-1	1-4	7-1	1-2	1-1	2-0
Edward Cantrell	19-23	42	3-0	5-5	1-2	2-1	4-7	-	1-6	3-2	DNP	DNP	DNP
Alvin Johnson	16-22	38	4-2	3-2	-	-	1-3	1-2	0-4	2-1	3-3	1-3	1-2
Brandon Mayse	8-28	36	0-2	1-2	1-3	2-1	0-1	-	1-1	0-1	0-8	0-1	3-8
Rickey McKinley	18-16	34	2-0	2-3	2-3	0-1	1-0	2-1	3-2	1-0	3-2	1-2	1-2
Jake Eannarelli	16-16	32	DNP	DNP	DNP	1-2	2-1	1-0	1-4	2-0	-	4-5	5-4
Steven Duhon	13-17	30	0-1	-	1-3	3-2	1-2	1-2	0-3	3-0	4-2	0-2	DNP
Markeith Jones	13-16	29	3-1	2-1	2-0	1-1	0-3	1-3	2-3	-	-	1-4	1-0
D.J. Clough	10-17	27	1-1	1-0	1-5	1-4	-	3-2	-	1-0	2-4	-	0-1
S. Lafaele	12-14	26	5-0	0-1	0-3	1-0	0-2	5-7	1-1	-	DNP	DNP	DNP
Dustin Arthur	9-16	25	1-1	0-1	-	2-1	1-2	0-2	0-4	2-0	2-1	1-2	0-2
Lance Tissue	4-19	23	0-2	0-2	2-4	0-4	0-1	2-4	-	DNP	-	0-1	0-1
Godwin Ubah	5-18	23	1-0	1-1	1-1	0-1	1-4	0-1	0-3	DNP	1-3	0-2	0-2
Dekkar Williams	9-13	22	1-1	1-0	1-1	2-1	-	0-4	1-3	1-0	1-3	-	1-0
Jared Reynolds	8-13	21	1-0	DNP	1-2	1-1	1-0	1-1	0-3	1-0	0-5	0-1	2-0
Cody Smith	8-13	21	-	0-1	0-3	3-2	0-2	1-1	1-2	1-1	-	0-1	2-0
Husani Sallah	9-8	17	1-1	1-1	DNP	0-1	0-1	0-2	1-0	1-0	0-1	5-0	0-1
Devin McDonald	2-15	17	0-1	0-2	1-3	0-2	0-5	-	0-2	-	-	-	1-0
Zach Pettitt	4-12	16	2-2	0-3	0-1	0-1	0-3	-	-	1-0	0-2	1-0	DNP
Logan Bryan	9-7	16	1-1	3-4	3-2	-	1-0	1-0	-	-	DNP	DNP	DNP
Stetson Edwards	7-9	16	-	0-1	2-1	0-1	0-3	0-1	-	4-0	0-1	1-1	DNP
B.J. Bradley	5-10	15	1-1	0-2	DNP	0-1	2-2	1-1	0-1	1-0	0-1	-	0-1
Tanner Jacobs	4-4	8	DNP	1-2	0-1	1-0	-	1-1	1-0	-	-	-	DNP
C. Rosenbaum	1-6	7	0-3	0-2	-	DNP	DNP	0-1	DNP	1-0	-	DNP	DNP
Shiloh Hickman	5-2	7	1-0	-	1-1	0-1	DNP	2-0	1-0	-	DNP	-	DNP
Derek McDonough	3-2	5	DNP	DNP	0-2	-	DNP	DNP	-	2-0	-	1-0	DNP

## GAME-BY-GAME TACKLES FOR LOSS (TFL-YDS)

PLAYER	UA-A	TOT	A&M-C	TXST	SWOSU	ECU	MSU	ENMU	ACU	SOSU	WTAMU	TARLETON	TAMUK
Calvin Fance	12-5	14.5	0.5-5	2-0-3	1-0-10	0-5-3	-	3-5-27	1-0-7	5-0-35	1-0-3	-	-
Cody Smith	5-5	7.5	-	0-5-2	0-5-1	2-5-25	0-5-3	1-0-12	1-5-3	1-0-4	-	-	-
Dustin Arthur	4-6	7.0	-	0-5-1	-	1-5-3	1-5-15	0-5-1	0-5-1	-	2-0-15	-	0-5-1
D'Angelo Waites	3-4	5.0	1-0-16	-	-	2-0-5	0-5-2	1-0-3	0-5-1	-	-	-	-
Pete Parker	4-2	5.0	-	-	-	1-0-1	2-5-14	-	-	-	1-0-2	-	0-5-0
Ian Ritchey	0-8	4.0	-	0-5-1	0-5-1	1-5-2	1-0-4	-	0-5-1	-	-	-	-
Edward Cantrell	2-3	3.5	1-0-1	0-5-1	-	-	2-0-11	-	-	-	DNP	DNP	DNP
Devin McDonald	1-5	3.5	-	0-5-0	2-0-2	-	1-0-3	-	-	-	-	-	-
D.J. Clough	3-1	3.5	1-0-4	1-0-8	0-5-1	-	-	1-0-1	-	-	-	-	-
Godwin Ubah	2-1	2.5	1-0-11	-	0-5-1	-	-	-	-	DNP	1-0-5	-	-
Steven Duhon	2-1	2.5	-	-	-	1-5-2	-	-	-	-	1-0-3	-	DNP
Zach Pettitt	2-1	2.5	2-0-9	-	-	-	0-5-1	-	-	-	-	-	DNP
Nick Alejandro	2-0	2.0	DNP	DNP	2-0-11	-	DNP	DNP	DNP	-	-	DNP	DNP
Jake Eannarelli	1-1	1.5	DNP	DNP	DNP	1-0-2	-	-	-	-	-	-	0-5-0
C. Rosenbaum	1-1	1.5	0-5-4	-	-	DNP	DNP	-	DNP	1-0-8	-	DNP	DNP
Stetson Edwards	1-0	1.0	-	-	1-0-2	-	-	-	-	-	-	-	DNP
B.J. Bradley	1-0	1.0	-	-	DNP	-	-	1-0-11	-	-	-	-	-
Dekkar Williams	1-0	1.0	-	-	-	-	-	-	1-0-1	-	-	-	-
Husani Sallah	1-0	1.0	-	-	DNP	-	-	-	1-0-4	-	-	-	-
C.J. Akins	1-0	1.0	DNP	DNP	1-0-12	-	-	-	-	-	-	-	-
Alvin Johnson	0-2	1.0	-	-	-	-	0-5-0	-	-	-	-	-	0-5-1
Rickey McKinley	1-0	1.0	-	1-0-1	-	-	-	-	-	-	-	-	-
Brandon Mayse	0-2	1.0	-	-	1-0-1	-	-	-	-	-	-	-	-

## GAME-BY-GAME SACKS (SACKS-YDS)

PLAYER	UA-A	TOT	A&M-C	TXST	SWOSU	ECU	MSU	ENMU	ACU	SOSU	WTAMU	TARLETON	TAMUK
Calvin Fance	12-4	14.0	0.5-5	1-5-3	1-0-10	0-5-3	-	3-5-27	1-0-7	5-0-35	1-0-3	-	-
Dustin Arthur	3-2	4.0	-	-	-	-	1-5-15	0-5-1	-	-	2-0-15	-	-
Cody Smith	3-2	4.0	-	0-5-2	-	1-0-14	0-5-3	1-0-12	-	1-0-4	-	-	-
Pete Parker	3-0	3.0	-	-	-	1-0-1	2-0-14	-	-	-	-	-	-
D'Angelo Waites	2-1	2.5	1-0-16	-	-	1-5-4	-	-	-	-	-	-	-
Godwin Ubah	2-0	2.0	1-0-11	-	-	-	-	-	-	DNP	1-0-5	-	-
Nick Alejandro	2-0	2.0	DNP	DNP	2-0-11	-	DNP	DNP	DNP	-	-	DNP	DNP
Zach Pettitt	2-0	2.0	2-0-9	-	-	-	-	-	-	-	-	-	DNP
C. Rosenbaum	1-1	1.5	0-5-4	-	-	DNP	DNP	-	DNP	1-0-8	-	DNP	DNP
Edward Cantrell	1-0	1.0	-	-	-	-	1-0-9	-	-	-	DNP	DNP	DNP
D.J. Clough	1-0	1.0	-	-	-	-	-	1-0-1	-	-	-	-	-
B.J. Bradley	1-0	1.0	-	-	DNP	-	-	1-0-11	-	-	-	-	-
Ian Ritchey	0-1	0.5	-	-	-	-	0-5-3	-	-	-	-	-	-
Devin McDonald	0-1	0.5	-	-	-	-	0-5-3	-	-	-	-	-	-

# 2009 STATISTICS

OVERALL: 6-5 (HOME: 3-2, ROAD: 3-3, NEUTRAL: 0-0) // LSC: 5-4 // LSC SOUTH: 2-4

## GAME-BY GAME PASSING

JOSH NEISWANDER	ATT	COMP	INT	PCT	YARDS	TD	LONG	SACK	YDS	EFFIC
Texas A&M-Commerce	34	18	0	52.9	241	2	55	2	11	131.9
Texas State	37	21	1	56.8	281	2	39	0	0	133.0
Southwestern Okla.	26	22	0	84.6	311	6	66	1	3	261.2
East Central	29	21	1	72.4	258	2	30	1	12	163.0
(17)Midwestern State	31	19	0	61.3	211	0	36	0	0	118.5
Eastern New Mexico	47	29	1	61.7	403	3	41	1	4	150.5
(2)Abilene Christian	32	16	2	50.0	198	1	40	3	23	99.8
Southeastern Okla.	39	22	0	56.4	341	3	81	0	0	155.2
West Texas A&M	36	22	2	61.1	241	2	67	2	15	124.6
(7)Tarleton State	38	25	1	65.8	233	1	46	0	0	120.7
(17)Texas A&M-Kingsville	39	27	0	69.2	215	3	22	1	9	140.9
<b>TOTALS</b>	<b>388</b>	<b>242</b>	<b>8</b>	<b>62.4</b>	<b>2933</b>	<b>25</b>	<b>81</b>	<b>11</b>	<b>77</b>	<b>143.0</b>

AQURA BROWN	ATT	COMP	INT	PCT	YARDS	TD	LONG	SACK	YDS	EFFIC
Texas A&M-Commerce	-	-	-	-	-	-	-	-	-	-
Texas State	-	-	-	-	-	-	-	-	-	-
Southwestern Okla.	8	4	0	50.0	44	0	18	0	0	96.2
East Central	-	-	-	-	-	-	-	-	-	-
(17)Midwestern State	-	-	-	-	-	-	-	-	-	-
Eastern New Mexico	-	-	-	-	-	-	-	-	-	-
(2)Abilene Christian	-	-	-	-	-	-	-	-	-	-
Southeastern Okla.	-	-	-	-	-	-	-	-	-	-
West Texas A&M	-	-	-	-	-	-	-	-	-	-
(7)Tarleton State	-	-	-	-	-	-	-	-	-	-
(17)Texas A&M-Kingsville	-	-	-	-	-	-	-	-	-	-
<b>TOTALS</b>	<b>8</b>	<b>4</b>	<b>0</b>	<b>50.0</b>	<b>44</b>	<b>0</b>	<b>18</b>	<b>0</b>	<b>0</b>	<b>96.2</b>

## GAME-BY-GAME RUSHING (NO-YDS/TDs)

PLAYER	No-Yds/TD	A&M-C	TXST	SWOSU	ECU	MSU	ENMU	ACU	SOSU	WTAMU	TARLETON	TAMUK
Dwight Pete	120-524/5	15-60/1	13-61/1	9-67/1	11-50/1	9-27/0	14-96/0	10-7/0	8-25/1	12-55/0	11-38/0	8-38/0
Michael Simpsters	84-386/3	12-25/0	12-26/0	9-55/0	14-91/1	13-99/2	16-63/0	4-6/0	-	DNP	DNP	4-21/0
Garrett Tidwell	40-231/0	-	1-3/0	DNP	DNP	4-34/0	3-10/0	5-42/0	5-14/0	8-16/0	3-22/0	11-90/0
Austin Benson	41-156/5	-	-	2-6/1	2-21/0	-	4-9/1	2-4/0	15-39/2	5-36/0	4--5/0	7-46/1
C.J. Akins	6-62/0	DNP	DNP	-	-	-	1-15/0	3-31/0	-	-	2-16/0	-
Robert Carter	7-38/0	DNP	DNP	7-38/0	DNP	DNP	DNP	DNP	DNP	DNP	-	DNP
John Norcott	3-35/0	-	-	-	1-3/0	-	-	1-32/0	1-0/0	-	-	-
D. Pecikonis	2-11/0	1-8/0	1-3/0	-	-	-	-	-	-	-	-	DNP
Aqura Brown	3-6/0	DNP	DNP	3-6/0	DNP	DNP	-	DNP	DNP	DNP	DNP	DNP
Shannon Moore	6-5/0	6-5/0	DNP	DNP	-	DNP	DNP	DNP	DNP	DNP	DNP	DNP
Zach McCormick	1-4/1	-	-	-	-	-	-	1-4/1	-	-	DNP	-
V'Keon Lacey	2--4/0	-	-	-	-	-	1--1/0	-	-	-	-	1--3/0
Josh Neiswander	23--38/0	4--6/0	-	1--3/0	2--16/0	-	2-4/0	3--23/0	-	3--21/0	7-36/0	1--9/0

## GAME-BY-GAME RECEIVING (NO-YDS/TDs)

PLAYER	No-Yds/TD	A&M-C	TXST	SWOSU	ECU	MSU	ENMU	ACU	SOSU	WTAMU	TARLETON	TAMUK
V'Keon Lacey	74-878/10	6-61/0	9-150/1	5-88/2	10-129/0	2-45/0	5-52/1	5-59/0	10-118/2	6-32/1	5-45/2	11-99/1
D. Pecikonis	35-757/7	2-42/0	1-17/0	2-93/2	5-72/1	2-59/0	6-147/2	5-114/1	6-156/1	5-56/0	1-1/0	DNP
Excella Osborne	13-200/1	1-55/1	4-59/0	3-18/0	1-6/0	2-14/0	2-48/0	DNP	DNP	DNP	DNP	DNP
Antwon Williams	17-175/1	2-32/1	1-2/0	2-34/0	1-9/0	1-6/0	4-33/0	2-14/0	2-13/0	2-32/0	DNP	DNP
Zach McCormick	17-165/1	2-14/0	-	3-38/0	1-2/0	3-18/0	2-25/0	1-4/0	1-28/0	-	DNP	4-36/1
Garrett Tidwell	14-156/0	-	1-6/0	DNP	DNP	2-25/0	-	-	1-2/0	2-14/0	4-72/0	4-37/0
Dwight Pete	15-131/2	1-6/0	-	3-26/2	-	2-6/0	2-12/0	1-0/0	-	3-78/0	2-5/0	1--2/0
John Norcott	16-122/3	-	2-18/0	1-3/0	1-12/1	2-13/0	2-23/0	-	1-11/0	1-16/1	2-11/0	4-15/1
Bradán Ritchey	13-121/1	1-16/0	1-14/1	-	-	2-15/0	1-18/0	-	-	-	8-58/0	-
C.J. Akins	9-115/0	DNP	DNP	1-18/0	1-26/0	-	2-36/0	-	1-13/0	2-8/0	1-9/0	1-5/0
Trey Anderson	6-50/0	-	-	1-11/0	1-2/0	-	-	-	-	1-5/0	2-28/0	1-4/0
Michael Simpsters	9-36/0	2-8/0	1-3/0	4-14/0	-	1-10/0	1-1/0	-	-	DNP	DNP	-
Austin Benson	5-33/0	-	1-12/0	1-12/0	-	-	2-8/0	1-1/0	-	-	-	-
Jeremy Hill	3-22/0	1-7/0	-	-	-	-	DNP	1-6/0	DNP	-	-	1-9/0
Donnell Harris	1-17/0	-	-	DNP	DNP	-	DNP	-	DNP	-	-	1-17/0
Kyle Knapp	1-9/0	DNP	DNP	DNP	DNP	DNP	DNP	DNP	-	-	1-9/0	DNP

# 2009 STATISTICS

OVERALL: 6-5 (HOME: 3-2, ROAD: 3-3, NEUTRAL: 0-0) // LSC: 5-4 // LSC SOUTH: 2-4

## GAME-BY-GAME OFFENSIVE STARTERS

OPPONENT	WR	LT	LG	C	RG	RT	TE	QB	WR	TB	FB
Texas A&M-Commerce	Lacey	Cook	Boyles	Bradley	Dickey	Preece	Ritchey	Neiswander	Hill	Pete	Norcott
Texas State	Lacey	Cook	Goode	Bradley	Dickey	Preece	Ritchey	Neiswander	Pecikonis	Pete	Norcott
Southwestern Okla.	Lacey	Cook	Boyles	Bradley	Dickey	Simon	Ritchey	Neiswander	Osborne	Pete	Norcott
East Central	Lacey	Cook	Boyles	Bradley	Dickey	Sumrall	Ritchey	Neiswander	Osborne	Pete	Norcott
(17)Midwestern State	Lacey	Cook	Boyles	Bradley	Dickey	Sumrall	Ritchey	Neiswander	Osborne	Simpers	Norcott
Eastern New Mexico	Lacey	Cook	Boyles	Bradley	Dickey	Sumrall	Ritchey	Neiswander	Pecikonis	Simpers	Benson
(2)Abilene Christian	Lacey	Cook	Boyles	Bradley	Dickey	Sumrall	Ritchey	Neiswander	Pecikonis	Simpers	Benson
Southeastern Okla.	Lacey	Cook	Boyles	Bradley	Dickey	Preece	Ritchey	Neiswander	Pecikonis	Pete	Norcott
West Texas A&M	Lacey	Cook	Boyles	Bradley	Dickey	Preece	Ritchey	Neiswander	Pecikonis	Pete	Norcott
(7)Tarleton State	Lacey	Cook	Goode	Bradley	Dickey	Preece	Ritchey	Neiswander	Pecikonis	Pete	Norcott
(17)Texas A&M-Kingsville	Lacey	Cook	Boyles	Bradley	Dickey	Preece	Ritchey	Neiswander	Hill	Pete	Norcott

## GAME-BY-GAME DEFENSIVE STARTERS

OPPONENT	DE	NG	DE	OLB	ILB	ILB	SS	CB	FS	FS	CB
Texas A&M-Commerce	Fance	Smith	Arthur	Cantrell	Ritchey	Waites	Parker	Jones	Johnson	Reynolds	McKinley
Texas State	Fance	Smith	Arthur	Cantrell	Ritchey	Waites	Parker	Jones	Johnson	Jacobs	McKinley
Southwestern Okla.	Fance	Smith	Petitt	Cantrell	Ritchey	Waites	Parker	Jones	Johnson	Reynolds	McKinley
East Central	Fance	Smith	Arthur	Cantrell	Ritchey	Waites	Parker	Jones	Eannerelli	Reynolds	McKinley
(17)Midwestern State	Fance	Smith	Arthur	Cantrell	Ritchey	Waites	Parker	Jones	Eannerelli	Reynolds	McKinley
Eastern New Mexico	Fance	Smith	Arthur	Lafaele	Ritchey	Waites	Parker	Jones	Eannerelli	Reynolds	McKinley
(2)Abilene Christian	Fance	Smith	Arthur	Cantrell	Ritchey	Waites	Parker	Jones	Eannerelli	Johnson	McKinley
Southeastern Okla.	Fance	Smith	Arthur	Cantrell	Ritchey	Waites	Parker	Sallah	Eannerelli	Johnson	McKinley
West Texas A&M	Fance	Smith	Arthur	Mayse	Ritchey	Waites	Parker	Sallah	Eannerelli	Johnson	McKinley
(7)Tarleton State	Fance	Smith	Arthur	Mayse	Ritchey	Waites	Parker	Jones	Eannerelli	Johnson	McKinley
(17)Texas A&M-Kingsville	Fance	Smith	Arthur	Mayse	Ritchey	Waites	Parker	Jones	Eannerelli	Johnson	McKinley

# 2009 STATISTICS

OVERALL: 6-5 (HOME: 3-2, ROAD: 3-3, NEUTRAL: 0-0) // LSC: 5-4 // LSC SOUTH: 2-4

## ANGELO STATE SUPERLATIVES

INDIVIDUAL		
Rushes	16	Michael Simperts at Eastern New Mexico
Yards Rushing	99	Michael Simperts vs Midwestern State
TD Rushes	2	Michael Simperts vs Midwestern State Austin Benson at Southeastern Okla.
Long Rush	45	Michael Simperts at East Central Michael Simperts vs Midwestern State
Pass attempts	47	Josh Neiswander at Eastern New Mexico
Pass completions	29	Josh Neiswander at Eastern New Mexico
Yards Passing	403	Josh Neiswander at Eastern New Mexico
TD Passes	6	Josh Neiswander vs Southwestern Okla.
Long Pass	81	Josh Neiswander at Southeastern Okla.
Receptions	11	V'Keon Lacey at Texas A&M-Kingsville
Yards Receiving	156	D. Pecikonis at Southeastern Okla.
TD Receptions	2	V'Keon Lacey vs Southwestern Okla. Dwight Pete vs Southwestern Okla. D. Pecikonis at Eastern New Mexico V'Keon Lacey at Southeastern Okla. V'Keon Lacey vs Tarleton State
Long Reception	81	D. Pecikonis at Southeastern Okla.
Field Goals	2	Ryan Smith vs Midwestern State Ryan Smith at Eastern New Mexico
Long Field Goal	36	Ryan Smith vs Midwestern State
Punts	8	Dylan Wiggs vs Texas A&M-Commerce
Punting Avg	43.5	Dylan Wiggs at Texas A&M-Kingsville
Long Punt	60	Dylan Wiggs at Eastern New Mexico
Long Punt Return	23	Garrett Tidwell vs Texas A&M-Commerce Garrett Tidwell at Texas State Garrett Tidwell at Texas State
Long Kickoff Return	96	Garrett Tidwell at Texas State
Tackles	16	D'Angelo Waites vs Abilene Christian
Sacks	5.0	Calvin Fance at Southeastern Okla.
Tackles For Loss	5.0	Calvin Fance at Southeastern Okla.
Interceptions	2	Logan Bryan vs Southwestern Okla.

TEAM	HIGH	OPPONENT	LOW	OPPONENT
Rushes	41	(Eastern New Mexico)		
Yards Rushing	196	(Eastern New Mexico)		
Yards Per Rush	5.9	(Midwestern State)		
TD Rushes	3	(Southeastern Okla.)		
Pass attempts	48	(Eastern New Mexico)		
Pass completions	29	(Eastern New Mexico)		
Yards Passing	403	(Eastern New Mexico)		
Yards Per Pass	10.4	(Southwestern Okla.)		
TD Passes	6	(Southwestern Okla.)		
Total Plays	89	(Eastern New Mexico)		
Total Offense	599	(Eastern New Mexico)		
Yards Per Play	8.1	(Southwestern Okla.)		
Points	55	(Southwestern Okla.)		
Sacks By	7	(Eastern New Mexico) (Southeastern Okla.)		
First Downs	27	(Eastern New Mexico)		
Penalties	18	(Eastern New Mexico)		
Penalty Yards	185	(Eastern New Mexico)		
Turnovers	5	(East Central)		
Interceptions By	3	(Southwestern Okla.)		

## OPPONENT SUPERLATIVES

INDIVIDUAL		
Rushes	24	D. Richardson, vs Abilene Christian Fred Winborn, at Texas A&M-Kingsville
Yards Rushing	187	Fred Winborn, at Texas A&M-Kingsville
TD Rushes	4	D. Richardson, vs Abilene Christian
Long Rush	34	Fred Winborn, at Texas A&M-Kingsville
Pass attempts	53	JJ Harp, at Eastern New Mexico
Pass completions	30	JJ Harp, at Eastern New Mexico Taylor Harris, at West Texas A&M Taylor Harris, at West Texas A&M
Yards Passing	414	Taylor Harris, at West Texas A&M
TD Passes	4	Justin Pitrucha, at Southeastern Okla.
Long Pass	79	Taylor Harris, at West Texas A&M
Receptions	13	Dominic Preston, at Eastern New Mexico
Yards Receiving	171	Tyson Williams, at West Texas A&M
TD Receptions	2	Devin Guinn, vs Tarleton State
Long Reception	79	Tyson Williams, at West Texas A&M
Field Goals	3	James Chandler, at West Texas A&M
Long Field Goal	46	Cole Jones, at Southeastern Okla. James Chandler, at West Texas A&M
Punts	11	Juan Velasco, vs Texas A&M-Commerce
Punting Avg	44.6	Kyle Hopf, vs Tarleton State
Long Punt	51	Chad McIntosh, vs Southwestern Okla.
Long Punt Return	29	Tramich Young, at West Texas A&M
Long Kickoff Return	47	Jerome Hewitt, at Southeastern Okla.
Tackles	20	Nathan Uland, at Eastern New Mexico
Sacks	2.0	Fred Thompson, vs Abilene Christian
Tackles For Loss	2.0	Nick Walker, vs Southwestern Okla. Nathan Uland, at Eastern New Mexico Fred Thompson, vs Abilene Christian Eric Edwards, vs Abilene Christian Delra Glover, at Texas A&M-Kingsville
Interceptions	1	Thompson, Will, at Texas State Norris Wrenn, at East Central Tillman Stevens, at Eastern New Mexico Drew Cuffee, vs Abilene Christian Reggie Mathis, vs Abilene Christian Jordan Smith, at West Texas A&M Shad Baichtal, at West Texas A&M Lonnie Buchanan, vs Tarleton State

TEAM	HIGH	OPPONENT	LOW	OPPONENT
Rushes	42	(Texas A&M-Kingsville)		
Yards Rushing	130	(Texas A&M-Kingsville)		
Yards Per Rush	4.1	(Incarnate Word)		
TD Rushes	5	(Texas A&M-Commerce)		
Pass attempts	95	(Southeastern Okla.)		
Pass completions	64	(Southeastern Okla.)		
Yards Passing	695	(Southeastern Okla.)		
Yards Per Pass	9.4	(Texas A&M-Commerce)		
TD Passes	5	(Texas A&M-Commerce) (Incarnate Word)		
Total Plays	121	(Southeastern Okla.)		
Total Offense	767	(Southeastern Okla.)		
Yards Per Play	7.7	(Texas A&M-Commerce)		
Points	76	(Texas A&M-Commerce)		
Sacks By	4	(Abilene Christian)		
First Downs	47	(Southeastern Okla.)		
Penalties	13	(Southeastern Okla.)		
Penalty Yards	134	(CSU-Pueblo)		
Turnovers	7	(CSU-Pueblo)		
Interceptions By	4	(Southwestern Okla.)		