



ALLEGHENY COLLEGE

2016 GATOR FOOTBALL

1990 NCAA National Champions • 67 All-Americans • Nine NCAC Championships

GAME #1
Thiel Tomcats (0-0)

at
Allegheny Gators (0-0)

Saturday, September 6 - 7 p.m.
Frank B. Fuhrer Field - Meadville, Pa.

ON THE AIR

Video

<https://portal.stretchinternet.com/allegheny/>

Play by Play: Mike Fiorillo

Color Commentary: Vic Kress '60

Radio

COOL 101.7 FM WMVL

<http://www.cool1017online.com/>

Play by Play: Chuck Stopp

Color Commentary: Steven G. Folmar

ALLEGHENY COACHING STAFF

B.J. Hammer Head Coach
Kyle Derickson Offensive Coordinator
Randy Moore Defensive Coordinator
Kevin Waters Offensive Line (G's/C's)
Justin Smith Offensive Line (T's/TE's)
Ed Raby Defensive Line/Spec. Teams
Mike Deitrick Running Backs
A.J. Akinribade Linebackers

THIEL COACHING STAFF

Dan Blume Head Coach
Darrell Satterfield Offensive Coordinator
Tim Heffernan Offensive Line/Run Game
Matt Arshinkoff RB's/Spec. Teams
Ryan Matviko Wide Receivers
Jeff Stephens Defensive Line
Brian Radakovich Running Backs
Devante Sims Defensive Backs

FOLLOW GATOR ATHLETICS!



TWITTER
@GatorSports



INSTAGRAM
ACGatorSports

THIS WEEK: Allegheny opens the 121st season of Gator football against local non-conference rival Thiel College under the lights at Frank B. Fuhrer Field. This week's game marks the Allegheny debut of head coach **B.J. Hammer**, who was hired in January following the retirement of Mark Matlak after 13 seasons at the helm of the Gators. While he is new to Meadville, Hammer is quite familiar with Allegheny football, as he starred for four seasons on the defensive line at North Coast Athletic Conference foe Wabash (1997-2000), before spending the past

five seasons on the Wabash staff as defensive coordinator, helping the Little Giants amass a 51-7 record over the span.



This marks the third consecutive season in which the Tomcats and Gators meet in week one night games, with Thiel winning the previous two, including a 28-14 decision in Meadville in 2014, and a 37-21 home victory on Sept. 5 of last season. Like Allegheny, Thiel is also sporting a new head coach, as Dan Blume makes his debut on the Tomcat sidelines.

GATOR NOTES

2015 SCHEDULE/RESULTS

Overall: 0-0 • Home: 0-0 • Road: 0-0

DATE	OPPONENT	TIME/RES
S3	THIEL	7:00 p.m.
S10	at Wooster*	7:00 p.m.
S17	at Wabash*	1:00 p.m.
S24	at Kenyon*	1:00 p.m.
O1	OBERLIN*%	1:30 p.m.
O15	DEPAUW*	1:00 p.m.
O22	at Denison*	2:00 p.m.
O29	at Hiram*	1:00 p.m.
N5	OHIO WESLEYAN*	1:00 p.m.
N12	WITTENBERG*	1:00 p.m.

* NCAC Opponent

%Homecoming

STATISTICAL LEADERS (2015 stats)

Rushing

Juwan Campbell.....90 att/263 yds/2.9 avg/2 TD
Jake Wilson..... 32 att/102 yds/3.2 avg

Receiving

John McFarland23 rec/232 yds/8.3 avg/1 TD
Tyler Balla21 rec/194 yds/9.2 avg

Passing

Logan Lee 73-167, 11 INT, 4 TD, 796 yds
Jon Nigro 68-130, 6 INT, 3 TD, 668 yds

Kicking

Ben Ziolkowski.....7-9 XP/1-2 FG (31 lg)

Tackles

Matt Wetzel 39 sol/25 ast/64 tot/3.5 TFL
Travis Thomas..... 34 sol/13 ast/47 tot

TOMCAT NOTES

2015 SCHEDULE/RESULTS

Overall: 0-0 • Home: 0-0 • Road: 0-0

DATE	OPPONENT	TIME/RES
S3	at Allegheny	7:00 p.m.
S10	SAINT VINCENT*	7:00 p.m.
S17	BETHANY*	1:00 p.m.
S24	at Geneva*	3:00 p.m.
O1	WASH. & JEFFERSON*	3:00 p.m.
O15	at Case Western Reserve*	1:00 p.m.
O22	at Carnegie Mellon*	1:00 p.m.
O29	WAYNESBURG*	7:00 p.m.
N5	THOMAS MORE*	1:00 p.m.
N12	at Grove City*	1:30 p.m.

* PAC Opponent

STATISTICAL LEADERS (2015 stats)

Rushing

Ryan Radke..... 120 att/611 yds/5.1 avg/9 TD
Kevin Daly 63 att/287 yds/4.6 avg

Receiving

Alex Horvatits..... 45 rec/601 yds/13.4 avg/4 TD
Kevin Daly 15 rec/76 yds/5.1 avg

Passing

Ryan Radke.....128-238/1,518 yds/9 TD/7 INT

Kicking

Colin Peal.....2-2 FG (27 lg)/11-15 XP

Tackles

Doak Walker Jr. 46 sol/40 ast/86 tot/8.0 TFL
Jake Elk..... 39 sol/29 ast/68 tot/11.5 TFL

2016 Allegheny Football Game Notes • Week One • Allegheny vs. Thiel

ALLEGHENY COLLEGE QUICK FACTS

Location Meadville, Pa.
 Founded 1815
 Enrollment 2,100
 Nickname Gators
 Colors Blue and Gold
 Affiliation NCAA Division III
 Conference North Coast AC
 President Dr. James Mullen
 Home Stadium Frank B. Fuhrer Field
 Capacity 3,700
 Surface Field Turf
 Address 204 Park Ave.
 Meadville, Pa. 16335

ALLEGHENY ATHLETICS STAFF

Director of Athletics Portia Hoeg
 Associate Athletic Director Bill Ross
 Associate Athletic Director Mandy Prusia
 Mgr. of Athletic Operations Samantha Avery
 Head Athletic Trainer Jamie Plunkett
 Assistant Athletic Trainer Kahla Maguire
 Assistant Athletic Trainer Devin Skinner
 Dir. of Equipment/Facilities Ron Clements
 Asst. Equipment Manager Kari Beth Spaid

FOOTBALL HISTORY

First Season of Football 1893
 All-Time Record 501-458-43
 All-Time NCAC Record 140-85
 NCAA Playoff Appearances/Last 8/2003
 NCAC Championships 9/2003
 NCAA Championships 1/1990

ATHLETIC COMMUNICATIONS

Dir. of Athletic Communications Jim Berger
 Office Phone (814) 332-5952
 Email jberger@allegheny.edu
 Asst. Sports Information Director Ethan Woy
 Email ewoy@allegheny.edu
 Mailing Address 520 N. Main Street
 Box AC
 Meadville, Pa. 16335
 Athletics Website www.alleghenygators.com
 Athletics Twitter @GatorSports
 Athletics Instagram ACGatorSports

MEDIA INFORMATION

Interviews of Allegheny coaches and athletes shall be arranged through the school's office of athletic communications. On gameday, locker rooms are closed to the media. Following the game, players will be available for interview upon request once they are dismissed by the coaching staff. Due to extremely limited press box space, requests for press box and media credentials should be made to Jim Berger no later than 48 hours before each game.

OPEN IT UP

Allegheny will be looking for its first opening day victory since 2012, when the Gators posted a come-from-behind 17-14 victory at conference foe Wooster. This marks the third straight season in which Allegheny faces Thiel in the season opener, with the Tomcats winning each time. Dating back to the 1990 campaign, Allegheny is 10-15-1 in week one, with a pair of those victories coming against Thiel, including a 61-13 decision in 1996, and a 45-19 win a year later. In all, the Gators and Tomcats have faced off in the season-opener 13 times, with Thiel holding an 8-4-1 edge in those meetings.

IT'S HAMMER TIME

This week marks the first game in the Allegheny career of head coach B.J. Hammer. Named the 34th head coach in program history in January following the retirement of Mark Matlak, Hammer spent the past five seasons as the defensive coordinator at North Coast Athletic Conference rival Wabash, and helped his alma mater to a 51-7 record over the span. Prior to his stint at Wabash, Hammer spent five seasons as head coach at Whittier College in Los Angeles, California, amassing a 12-33 record. Hammer is seeking to become the first Gator coach to win in his Allegheny debut since 1970, when Sam Timer led Allegheny to a 20-3 victory in the season-opener against Case Western Reserve.

ALLEGHENY COACHING DEBUTS since 1900

Coach	Yr	Opponent	Res	Coach	Yr	Opponent	Res
Mark Matlak	2002	Baldwin Wallace	L, 2-22	Harry Crum	1929	Geneva	T, 13-13
Blair Hrovat	1998	Wash. & Jeff.	L, 14-23	Melvin Merritt	1926	Pitt	L, 7-9
Ken O'Keefe	1990	Juniata	T, 30-30	Thomas Davies	1924	Dickinson	W, 7-0
Peter Vaas	1986	Carnegie Mellon	L, 7-36	G.H. McCracken	1921	Colgage	L, 0-14
Bob Wolfe	1984	Thiel	L, 7-14	C.O. Applegram	1920	Thiel	T, 0-0
Sam Timer	1970	Case	W, 20-3	Charles Hammett	1913	Thiel	W, 41-0
John Chuckran	1958	Rochester	L, 0-20	David Dunlap	1911	Cornell	L, 9-35
William Moore	1954	Wooster	L, 0-30	Edward Stewart	1909	Hiram	W, 15-5
David Henderson	1952	Oberlin	W, 40-33	H.J. Sheets	1907	Mount Union	L, 6-11
Louis Daddio	1947	Oberlin	L, 9-25	Clifford Lewis	1906	Penn State	L, 0-26
Bob Garbark	1946	Earlham	W, 6-0	Branch Rickey	1904	Warren A.C.	W, 5-0
Alfred Werner	1941	Haverford	L, 7-45	W.E. Backhman	1903	Grove City	W, 27-0
Karl Lawrence	1935	Clarion	W, 7-0	Ed Eisenberg	1901	Grove City	W, 11-0
Waldo Tippin	1932	Edinboro	L, 0-7	Fred Heckel	1900	Geneva	L, 0-11

RECORD RETURNS

In 2015, Allegheny established a new program record for kick returns, totaling 1,284 yards on 65 returns, good for an average of 19.1 yards per try. Current sophomore Tyler Balla earned All-North Coast Athletic Conference honors after setting a school record with 685 kick return yards (20.1 yds/ret), while classmate Jonah Tanner returned 18 kicks and averaged 22.1 yards, good for fifth in the NCAC.

CLIMBING THE RANKS

Allegheny senior quarterback Jon Nigro enters the 2016 season ranked among program career leaders in a pair of passing categories. Through his first three seasons, Nigro has completed 334 passes, good for sixth all-time in program history, and just eight completions away from the fifth-place spot held by Allegheny Hall of Famer Mike Ganey '70. In addition, Nigro's 3,267 career passing yards rank eighth all-time in the Gator record books.

SWITCHING SIDES

A number of Gator returnees have switched from offense to defense - and vice versa - for the 2016 season, including Travis Newton (quarterback to safety), Juwan Campbell (running back to linebacker), Jon Scroxtton (fullback to defensive line), Tyler Noebe (wide receiver to linebacker), Joe DeSanti (defensive line to offensive line), and Chase Lintner (tight end to defensive line).

WELCOME BACK

A total of 41 letterwinners from the 2015 season return for the Gators, including 19 players who made at least one start. In all, Allegheny's 121-man roster is comprised of 61 fresh-

2016 Allegheny Football Game Notes • Week One • Allegheny vs. Thiel

men, 29 sophomores, 18 juniors, and 13 seniors.

FAMILIAR FACES

Allegheny enters the 2016 campaign particularly seasoned on the defensive side of the football, as seven men return who started at least eight games in 2015. The Gator defense returns players who accounted for 67 percent of the team's tackles in 2015, 58 percent of its tackles for loss, and 59 percent of its sacks. Additionally, current sophomores Tristan Rhoades (2) and Craye Nehler (1) accounted for each of the Gators' three interceptions in 2015.

GLOBAL GATORS

Sixteen different states are represented on the Gators' 2016 roster, which is comprised of players from Pennsylvania (43), New York (21), Florida (13), Ohio (10), Maryland (8), New Jersey (8), California (5), Arizona (4), West Virginia (3), Maine (2), Georgia (2), Tennessee (1), Connecticut (1), Idaho (1), Massachusetts (1), and Michigan (1).

NEW FACES

In addition to new head coach B.J. Hammer, the Gators also have a number of members of the coaching staff in their first seasons at Allegheny. Defensive coordinator Randy Moore was hired in March after working the past six seasons as head coach at NCAC member Hiram College. Linebackers coach A.J. Akinribade wrapped up a star-studded four-year playing career at fellow NCAC power Wabash College, while offensive tackles coach Justin Smith is coming off of a two-year stint on the coaching staff at Limestone College, where he held a variety of roles.

UP NEXT

Allegheny will open up North Coast Athletic Conference play next Saturday (Sept. 10), traveling to the College of Wooster to take on the Fighting Scots under the lights at 7 p.m. It marks the first of three straight road games for Allegheny, which will not return home until an Oct. 1 Homecoming bout with Oberlin College.

ALLEGHENY vs. THIEL

THE SERIES: This is the third straight season in which the Gators and Tomcats will square off in week one, and Allegheny is looking to claim its first win over Thiel during the span. Historically, Thiel is Allegheny's second most frequent foe on the gridiron, as this marks the 75th all-time meeting between the two schools separated by 20 miles. The Gators own a 38-31-5 record against Thiel, with Allegheny's last win in the series coming in 1997 by a 45-19 score. Dating back to the 1990 campaign, Allegheny is 10-15-1 in week one, with a pair of those victories coming against Thiel, including a 61-13 decision in 1996, and the aforementioned 45-19 win a year later. In all, the Gators and Tomcats have faced off in the season-opener 13 times, with Thiel holding an 8-4-1 edge in those meetings.

LAST MEETING: A relentless rushing attack propelled host Thiel to a 37-21 victory in the 2015 season opener. The Tomcats amassed 558 yards of total offense, including 334 on the ground, to hand the Gators a week one loss for the second straight season. The Tomcats led 31-21 after an offensively-themed first half, before the defenses took over for the final 30 minutes, with Thiel scoring the final six points of the evening on a 62-yard run by Evan Imgrund on the first play of the fourth quarter. The Gators' Tyler Smith enjoyed a career night, as he amassed 260 all-purpose yards, highlighted by 170 yards and two touchdowns on four receptions. Gator quarterbacks Jon Nigro and Logan Lee combined to throw for 209 yards, but it wasn't enough to overcome a Thiel rushing attack that averaged 7.4 yards per carry and scored three touchdowns. Thiel running back Kevin Daly (115) and quarterback Ryan Radke (104) each surpassed 100 yards, while Radke completed 11 of 18 passes for 142 yards and a touchdown. Limiting the Gators to 251 yards of total offense, Thiel's defense racked up six quarterback sacks, with two apiece by Reily Shane and Nick Ravid.

First Meeting.....	1893 (THI 4, ALL 0)
Series Record.....	Allegheny leads 38-31-5
Last Allegheny Win.....	1997 (46-19)
Last Thiel Win.....	2015 (37-21)
Last Tie.....	1978 (0-0)
Longest Gator Win Streak.....	6 (1986-89; '96-97)
Longest Thiel Win Streak.....	5 (1953-57)

Last 10 Meetings (Allegheny leads 6-4)

2015.....	THIEL 37, Allegheny 21
2014.....	Thiel 28, ALLEGHENY 14
1997.....	Allegheny 46, THIEL 19
1996.....	ALLEGHENY 61, Thiel 13
1989.....	Allegheny 30, THIEL 0
1988.....	ALLEGHENY 50, Thiel 14
1987.....	ALLEGHENY 28, Thiel 6
1986.....	Allegheny 35, THIEL 0
1985.....	THIEL 15, Allegheny 14
1984.....	Thiel 14, ALLEGHENY 7

2015 Final NCAC Standings

	NCAC Games			Overall		
	W	L	Pct	W	L	Pct
Wabash	9	0	1.000	12	1	.923
DePauw	7	2	.778	8	2	.800
Wittenberg	7	2	.778	8	2	.800
Denison	6	3	.667	7	3	.700
Ohio Wesleyan	5	4	.556	5	5	.500
Hiram	4	5	.444	4	6	.400
Oberlin	3	6	.333	3	7	.300
Kenyon	2	7	.222	2	8	.200
Wooster	2	7	.222	2	8	.200
Allegheny	0	10	.000	0	10	.000

2016 NCAC Preseason Coaches Poll

PI	Team (1st votes)	Total Pts
1.	Wabash (9)	99
2.	Wittenberg	85
3.	DePauw (1)	84
4.	Denison	65
5.	Ohio Wesleyan	62
6.	Hiram	42
7.	Kenyon	31
	Wooster	31
9.	Oberlin	29
10.	Allegheny	22

This Week's NCAC Schedule

Sewanee at Kenyon - 12:00 p.m.
 Oberlin at Kalamazoo - 1:00 p.m.
 Wooster at Wash. & Jefferson - 1:00 p.m.
 Wabash at Albion - 6:00 p.m.
 Thiel at Allegheny - 7:00 p.m.
 Capital at Wittenberg - 7:00 p.m.
 Denison at Marietta - 7:00 p.m.
 Hiram at Westminster - 7:00 p.m.

D3Football.com Top 25 (preseason)

PI	Team (1st votes)	201t rec	Pts
1.	Mount Union (18)	15-0	613
2.	Linfield (3)	12-1	583
3.	Wisc.-Whitewater (3)	12-2	574
4.	St. Thomas (1)	14-1	536
5.	Mary Hardin-Baylor	11-2	523
6.	Wisc.-Oshkosh	11-2	482
7.	Wesley	11-2	417
8.	Wheaton (Ill.)	11-1	397
9.	St. John's	10-2	374
10.	Hardin-Simmons	9-2	374
11.	Thomas More	11-1	332
12.	Wisc.-Platteville	8-2	308
13.	North Central	7-3	291
14.	Wabash	12-1	290
15.	Johns Hopkins	11-1	277
16.	Albright	10-2	196
17.	Cortland	9-3	191
18.	John Carroll	8-2	171
19.	Whitworth	8-2	129
20.	Washington & Lee	10-1	128
21.	Texas Lutheran	8-2	117
22.	Ohio Northern	9-3	106
23.	Salisbury	7-3	82
24.	Huntingdon	10-2	76
25.	Delaware Valley	9-2	63

RECEIVING VOTES: Wvrtburg (48), Washl & Jefferson (44), Hobart (41), Franklin (33), Stevenson (30), St. John Fisher (29), Hendrix (29), East Texas Baptist (28), St. Lawrence (28), Guilford (25), **DePauw (22)**, **Wittenberg (21)**, Case (18), Claremont-Mudd Scripps (15), Rose Hulman (14), Dubuque (13), RPI (13), St. Norbert (10), Concordia-Moorhead (10), Westminster (8), Muhlenberg (6), Berry (5), Kean (5), Amherst (4), Carnegie Mellon (3), Moravian (3), Albion (3), Alfred (2), Framingham (2), Bethel (1), Hampden-Sydney (1), Rowan (1)

2016 Allegheny Football Game Notes • Week One • Allegheny vs. Thiel

PROBABLE LINEUPS

When Allegheny has the ball...

ALLEGHENY OFFENSE

WR	26	ALEX VICTOR (Fr - 5-7 - 150)
	87	Tonye Hamilton (Fr - 5-9 - 180)
LT	68	DOMINIC ANTINOZZI (Fr - 6-1 - 280)
	73	Joe DeSanti (Sr - 5-10 - 265)
LG	61	LOGAN CALA (Jr - 5-10 - 260)
	75	Brian Hill (So - 6-1 - 290)
C	67	ZACH WILSON (Fr - 5-10 - 255)
	61	Logan Cala (Jr - 5-10 - 260)
RG	62	RAFAEL BELANQUET (Fr - 6-0 - 325)
	79	Connor Riley (So - 6-3 - 315)
RT	78	ANDREW MURPHY (Jr - 6-0 - 235)
	73	Joe DeSanti (Sr - 5-10 - 260)
TE	83	JOHN MCFARLAND (Sr - 6-2 - 225)
	82	Horace Boswell (Fr - 6-1 - 215)
WR	84	ALEC HUTCHIN (Jr - 5-10 - 165)
	32	Robert Grant (Fr - 5-10 - 170)
WR	81	BEN BACHICK (Fr - 6-5 - 185)
	6	Cole Morris (Fr - 5-10 - 160)
RB	5	TYLER BALLA (So - 5-7 - 180)
	22	Brandon Sellers (Fr - 5-8 - 185)
QB	8	JON NIGRO (Sr - 5-10 - 185)
	14	Logan Lee (So - 6-3 - 195)

THIEL DEFENSE

DE	56	PHIL KYLE (Jr - 6-0 - 240)
	97	Cody Wagner (So - 6-0 - 215)
NT	58	JOE KRIMM (So - 6-0 - 265)
	57	Sam Faber (Fr - 6-0 - 225)
DE	59	KYLER JEFFERSON (Sr - 6-0 - 240)
	47	Shane Russell (Jr - 6-0 - 215)
SLB	44	DOAK WALKER JR. (Sr - 5-11 - 200)
	34	Hayden Kaizen (Jr - 5-10 - 185)
MLB	22	JAKE ELK (Jr - 6-0 - 235)
	53	Dusty Maines (So - 5-9 - 180)
WLB	23	TYRON BYNUM (So - 5-9 - 180)
	41	Braden Baideme (So - 6-2 - 215)
CB	31	TREY ANDREWS (Jr - 5-7 - 175)
	25	Brendan Cusick (So - 5-11 - 165)
CB	2	DALTON DUBROSKY (So - 5-10 - 165)
	7	Tim Walker (Sr - 6-2 - 195)
WS	32	RANDY GROVES (So - 5-11 - 170)
	46	Jordan Morton (Fr - 5-10 - 150)
SS	20	JOE SERRATORE (jr - 6-2 - 195)
	17	Nick Sarratori (Jr - 5-11 - 180)
FS	11	TREVOR MARTIN (Sr - 5-9 - 170)
	21	Cy Carroll (Jr - 5-10 - 175)

ALLEGHENY SPECIALISTS

K	1	BEN ZIOLKOWSKI (Sr - 5-8 - 175)	P	94	CODY WENDT (So - 5-10 - 180)
	39	Zach Bednarowicz (So - 5-11 - 185)		13	Tyler McLaughlin (Sr - 6-1 - 190)
H	8	JON NIGRO (Sr - 5-10 - 185)	KR	3	JAKE WILSON (Jr - 5-8 - 190)
	94	Cody Wendt (So - 5-10 - 180)		6	Cole Morris (Fr - 5-10 - 160)
LS	6	TRAVIS THOMAS (Jr - 5-11 - 200)	PR	26	ALEX VICTOR (Fr - 5-7 - 150)
	55	Jake Reidenbach (So - 5-11 - 245)		10	Tristan Rhoades (So - 5-11 - 195)

2016 Allegheny Football Game Notes • Week One • Allegheny vs. Thiel

PROBABLE LINEUPS

When Thiel has the ball...

THIEL OFFENSE

LT	66	JOSH ZINSMEISTER (So - 6-0 - 240)
	71	Camren Neel (So - 6-3 - 290)
LG	55	MANNY ESPINOZA (Jr - 6-1 - 250)
	62	Chris Boff (Jr - 6-0 - 225)
C	50	JAKE SWAN (Sr - 6-0 - 255)
	52	RayShaun Nevins (Sr - 5-9 - 250)
RG	75	GARY HINER (Jr - 6-1 - 265)
	70	CJ Skolnekovich (Jr - 6-0 - 240)
RT	72	BRIAN SWANSIGER (So - 6-1 - 255)
	78	Mark Dahlkemper (Fr - 6-2 - 310)
TE	9	RYAN ROWLAND (Jr - 6-3 - 210)
	48	Justin Zinsmeister (Jr - 5-11 - 220)
WR	14	ALEX HORVATITS (Sr - 6-0 - 200)
	3	Deshawon Bracy (Fr - 6-2 - 175)
WR	8	EUGENE BAILEY (Fr - 5-11 - 165)
	5	Rob Thompson (Jr - 5-10 - 190)
WR	1	ADAM TAJUDDIN (Jr - 5-8 - 155)
	87	Jaquan Hicks (Fr - 5-8 - 175)
QB	13	RYAN RADKE (Sr - 6-0 - 190)
	6	Josh Dando (Jr - 6-4 - 210)
RB	5	NICK BARCA (So - 5-9 - 185)
	26	Payton Hicks (Fr - 6-0 - 200)

ALLEGHENY DEFENSE

OLB	99	MARCUS DAVENPORT (So - 6-2 - 220)
	96	Wesley Germain (Fr - 5-11 - 215)
DT	36	JON SCROXTON (Sr - 5-9 - 235)
	90	Will Aeschbacher (Sr - 6-1 - 260)
DT	95	MILES OLADIMEJI (So - 5-11 - 235)
	77	Keith Shawley (Sr - 5-11 - 260)
OLB	56	MAX SESSIONS (Jr - 6-0 - 225)
	44	Jahnaaman Boone (Fr - 5-11 - 195)
ILB	57	MATT LEDESMA (Fr - 5-11 - 215)
	40	Zi'Tear Wilson (Fr - 5-10 - 195)
ILB	21	FREDDY RUIZ (Jr - 5-8 - 205)
	9	Juwan Campbell (Sr - 5-7 - 205)
S	6	TRAVIS THOMAS (Jr - 5-11 - 200)
	4	Travis Newton (So - 6-1 - 180)
FS	10	TRISTAN RHOADES (So - 5-11 - 195)
	37	Taylor Thornton (Fr - 5-11 - 190)
SS	2	WYATT BOYLER (Sr - 6-0 - 190)
	8	Brett White (So - 5-10 - 185)
FCB	15	CRAYE NEHLER (So - 5-9 - 160)
	28	Adrian Garcia (Fr - 5-9 - 140)
BCB	11	DAVID PEREZ (Fr - 5-10 - 170)
	17	Aryn Wrona (Fr - 6-0 - 170)

THIEL SPECIALISTS

P	88	DYLAN KLECKNER (Fr - 6-0 - 180)	K	98	CHRIS ROSALES (Fr - 5-8 - 150)
	13	Ryan Radke (Sr - 6-0 - 190)		91	Colin Peal (Jr - 5-3 - 125)
LS	40	GRANT MILNE (Fr - 6-4 - 200)	KR	12	JOHN BARKLEY (Fr - 5-8 - 140)
	71	Camren Neel (So - 6-3 - 290)		87	JAQUAN HICKS (Fr - 5-8 - 175)
				5	Nick Barca ((So - 5-9 - 185)
H	6	JOSH DANDO (Jr - 6-4 - 210)		3	Deshawn Bracy (Fr - 6-2 - 175)
	13	Ryan Radke (Sr - 6-0 - 190)			
			PR	87	JAQUAN HICKS (Fr - 5-8 - 175)

2016 Allegheny Football Game Notes • Week One • Allegheny vs. Thiel

2016 ALLEGHENY ROSTER

No	Name	Yr	Pos	Ht	Wt	Hometown/High School
1	Johnny Thomas Jr.	Fr.	WR	5-11	165	Charlottesville, Va. / Monticello
1	Ben Ziolkowski	Sr.	PK	5-8	170	Gibsonia, Pa. / North Allegheny
2	Wyatt Boyler	Sr.	DB	6-0	190	South River, N.J. / South River
2	Francisco Guzman	So.	WR	5-8	155	Buffalo, N.Y. / St. Francis
3	Jake Wilson	Jr.	RB	5-8	190	Cazenovia, N.Y. / Cazenovia
4	Stefan Edmiston	Sr.	WR	5-7	135	Bronx, N.Y. / New York Military Academy
4	Travis Newton	So.	DB	6-1	180	Oakland, Md. / Southern Garrett
5	Tyler Balla	So.	RB	5-7	180	New Kensington, Pa. / Greensburg Central Catholic
5	Gus Semanchik	So.	LB	5-8	200	Great Meadows, N.J. / Hackettstown
6	Cole Morris	Fr.	WR	5-10	160	Rimersburg, Pa. / Union
6	Travis Thomas	Jr.	S	5-10	200	New Port Richey, Fla. / Gulf
7	Chris Mutz	Sr.	QB	5-10	185	Jupiter, Fla. / Jupiter
7	Nick Wojnar	Jr.	DB	5-9	175	Buffalo, N.Y. / Kenmore West
8	Jon Nigro	Sr.	QB	5-10	185	Allison Park, Pa. / Hampton
8	Brett White	So.	DB	5-9	170	Murrysville, Pa. / Franklin Regional
9	Juwan Campbell	Sr.	LB	5-7	200	Waldorf, Md. / McDonough
9	Charles Ross	Fr.	WR	5-11	165	Bellefonte, Pa. / St. Joseph's Academy
10	Tristan Rhoades	So.	DB	5-11	195	Chicora, Pa. / Karns City
11	Brett Albinson	Sr.	TE	6-1	240	Mount Bethel, Pa. / Bangor
11	David Perez	So.	DB	5-10	170	Laveen Village, Ariz. / Fairfax
12	Phil Petit	Fr.	QB	5-11	165	New Kensington, Pa. / Valley
12	Dylan Ukasik	Sr.	DB	5-8	170	Erie, Pa. / McDowell
13	Ethan Graubard	So.	DB	5-10	175	Tenafly, N.J. / Tenafly
13	Tyler McLaughlin	Sr.	WR	6-1	190	East Stroudsburg, Pa. / East Stroudsburg South
14	Logan Lee	So.	QB	6-3	195	Shrewsbury, Mass. / St. Mark's
14	George Opara	So.	LB	5-8	175	Hempstead, N.Y. / St. Dominic
15	Craye Nehler	So.	DB	5-9	155	Shepherdstown, W.Va. / Jefferson
16	Brian Stoldt	Jr.	QB	5-11	190	Alden, N.Y. / Alden
16	Ferrell Swann	Fr.	DB	5-8	165	Baltimore, Md. / Patterson
17	Aryn Wrona	Fr.	DB	6-0	170	Bradenton, Fla. / Manatee
18	Alex Hasapis	So.	PK	5-10	190	Wooster, Ohio / Wooster
19	Ethan Shipman	Fr.	WR	5-9	160	Athol Springs, N.Y. / St. Francis
20	Josh Flack	Fr.	RB	5-10	170	Derry, Pa. / Derry Area
20	Dante Paris	Jr.	PK	5-7	180	Spencerport, N.Y. / Spencerport
21	Dwaine Barber	Fr.	WR	6-5	185	Hialeah Gardens, Fla. / Hialeah Gardens
21	Freddy Ruiz	Jr.	LB	5-8	205	Morristown, N.J. / Morristown
22	Albert Kolubah	Fr.	DB	5-8	175	Orange, N.J. / Orange
22	Brandon Sellers	So.	RB	5-8	185	Laveen Village, Ariz. / Fairfax
23	Nick Cervone	Fr.	RB	6-0	190	East Setauket, N.Y. / Ward Melville
23	Rico Yanez	Fr.	DB	5-8	160	Gilbert, Ariz. / Gilbert
24	Ben Capella	Sr.	S	5-11	195	Syracuse, N.Y. / Christian Brothers
25	Karol Vargas	So.	RB	5-7	175	Miami, Fla. / Belen Jesuit Prep
26	Alex Victor	Fr.	WR	5-7	140	Miami, Fla. / G. Holmes Braddock
27	Silas Garrison	Fr.	DB	5-9	180	Depew, N.Y. / Depew
28	Adrian Garcia	Fr.	DB	5-9	140	Hialeah Gardens, Fla. / Hialeah Gardens
29	Justin McClain	Jr.	DB	6-1	200	Middlefield, Ohio / Cardinal
30	Parker Codd	Sr.	DB	5-11	170	Hollidaysburg, Pa. / Hollidaysburg
31	Tommy Gramm	Fr.	FB/TE	6-1	200	Pittsburgh, Pa. / Mt. Lebanon
32	Robert Grant	Fr.	WR	5-10	170	Miami, Fla. / G. Holmes Braddock
33	Ben Marks	Jr.	FB	5-8	220	Pittsburgh, Pa. / Mount Lebanon
34	Merrick Madden	Sr.	WR	6-1	190	Scarborough, Me. / Scarborough
35	Denzel Green	Fr.	DB	5-11	160	Staten Island, N.Y. / Port Richmond
36	Austin Patton	Fr.	WR	6-5	205	Jefferson, Ohio / Jefferson
36	Jon Scroxton	Sr.	DL	5-8	230	Bemus Point, N.Y. / Maple Grove
37	Taylor Thornton	Fr.	DB	5-11	190	Pittsburgh, Pa. / Carrick
38	Joe Hayes	Fr.	WR	6-0	180	Jamestown, N.Y. / Southwestern
39	Zach Bednarowicz	So.	PK	5-10	180	Erie, Pa. / Cathedral Prep
40	Zi'Tear Wilson	Fr.	LB	5-10	195	Philadelphia, Pa. / Delaware Valley Charter
41	Deangelo Logan	Fr.	DB	5-8	180	Tampa, Fla. / Middleton
42	Donald Osborne	Fr.	WR	5-8	175	San Diego, Calif. / Mission Bay
43	D'Andre Byers	Fr.	LB	6-1	195	Grove City, Pa. / Grove City
44	Jahnaaman Boone	Fr.	LB	5-11	195	Staten Island, N.Y. / Port Richmond
45	Tyler Noebe	Jr.	LB	6-0	195	North Canton, Ohio / Massillon Jackson
46	Colten Buzard	So.	LB	5-11	200	New Kensington, Pa. / Valley
47	Corey Laskey	Fr.	LB	5-9	205	Cranberry Twp., Pa. / Seneca Valley

2016 Allegheny Football Game Notes • Week One • Allegheny vs. Thiel

2016 ALLEGHENY ROSTER

No	Name	Yr	Pos	Ht	Wt	Hometown/High School
48	Josh Page	Fr.	WR	6-4	185	St. Petersburg, Fla. / Lakewood
49	Dominic Foradora	Fr.	LB	6-0	250	DuBois, Pa. / DuBois
50	Tyler Weidenhoff	Fr.	LB	5-11	190	Kane, Pa. / Kane
51	Shorney Douet	So.	LB	5-8	210	South Glastonbury, Conn. / Xavier
52	Tyler Stouffer	So.	LS	5-8	230	Morgantown, W.Va. / University
53	Mike Smallshaw	Fr.	LB	5-11	200	Fairview, Pa. / Fairview
54	Matt Wetzel	Jr.	LB	5-10	205	Lockport, N.Y. / Starpoint
55	Jake Reidenbach	So.	OL	5-11	245	New Philadelphia, Ohio / New Philadelphia
56	Max Sessions	Jr.	DL	6-0	220	Bethesda, Md. / Walt Whitman
57	Matt Ledesma	Fr.	LB	5-11	215	Glendale, Ariz. / Cactus
58	Austin Hoyt	Fr.	LB	5-11	235	Syracuse, N.Y. / Bishop Ludden
59	Tyler Ernst	Fr.	LB	5-8	205	Ashtabula, Ohio / Edgewood
60	Dominic Antinozzi	Fr.	OL	6-1	280	Decatur, Ga. / Decatur
61	Logan Cala	Jr.	OL	5-10	255	Huntsburg, Ohio / Cardinal
62	Rafael Belanquet	Fr.	OL	6-0	325	Pittsburgh, Pa. / Fox Chapel
63	Hunter Baker	Fr.	DL	6-1	210	Mill Hall, Pa. / Central Mountain
64	Abraham Duncan	Fr.	DL	6-3	230	South Orange, N.J. / The Kiski School (Pa.)
65	Jake Evans	Fr.	OL	6-0	260	Williamsville, N.Y. / Williamsville East
66	Nick Fischer	Fr.	OL	6-3	305	Altoona, Pa. / Altoona
67	Jack Horan	Jr.	DL	5-11	220	Fair Haven, N.J. / Rumson-Fair Haven Regional
67	Zach Wilson	Fr.	OL	5-10	250	Mars, Pa. / Seneca Valley
68	Gavin Guntrum	Fr.	OL	6-3	315	Rimersburg, Pa. / Union
69	Ken Golovan	Jr.	OL	5-11	250	Moreland Hills, Ohio / Orange
70	Devin Spitalny	Fr.	OL	6-2	300	Mechanicville, N.Y. / Mechanicville
71	Jacob LoVullo	Fr.	OL	6-1	300	Holland, N.Y. / Holland Central
72	Anthony Florimbio	So.	DL	5-11	230	Walkersville, Md. / St. John's Prep
72	Mike Mangan	Fr.	OL	5-10	310	Jeannette, Pa. / Jeannette
73	Joe DeSanti	Sr.	OL	5-10	260	Erie, Pa. / Mercyhurst Prep
74	Brady Spaulding	Fr.	OL	6-0	290	Rochester, N.Y. / Aquinas Institute
75	Brian Hill	So.	DL	6-1	290	Cincinnati, Ohio / Cincinnati Hills Christian Academy
76	Kevin Weiner	Fr.	OL	6-0	240	Derwood, Md. / Magruder
77	Vincent Lomeli	Fr.	OL	6-1	270	Lancaster, Calif. / Lancaster
77	Keith Shawley	Sr.	DL	5-11	260	Tyrone, Pa. / Bellwood Antis
78	Andrew Murphy	Jr.	OL	6-0	220	Hamilton, N.J. / Notre Dame
79	Connor Riley	So.	OL	6-3	315	Mars, Pa. / Our Lady of the Sacred Heart
80	Cody McColgan	Fr.	TE	6-5	215	Cape Coral, Fla. / Ida S. Baker
81	Ben Bachik	Fr.	WR	6-5	185	Cranberry Twp., Pa. / Seneca Valley
82	Horace Boswell	Fr.	TE	6-1	210	Davenport, Fla. / Ridge Community
83	John McFarland	Sr.	TE	6-1	220	Whittier, Calif. / La Serna
84	Alec Hutchin	Jr.	WR	5-9	165	Strabane, Pa. / Canon-McMillan
85	Chase Lintner	So.	DL	6-0	210	College Park, Md. / DeMatha Catholic
86	Jonah Tanner	So.	WR	5-7	155	Jamestown, N.Y. / Maple Grove
87	Tonye Hamilton	Fr.	WR	5-9	180	Richmond Heights, Ohio / Richmond Heights
88	Kenny Hines	Fr.	WR	6-1	170	Rabun Gap, Ga. / Rabun Gap
89	Kevin Foley	So.	WR	6-1	165	DuBois, Pa. / DuBois
90	Will Aeschbacher	Sr.	DL	6-1	238	Kalamazoo, Mich. / Norrix
91	Keiton Pollock	Fr.	DL	6-5	200	Mount Union, Pa. / Mount Union
92	Michael Bartley	Fr.	DL	6-2	230	Clarion, Pa. / Clarion Area
93	Mikey Spurr	Fr.	PK	5-9	145	Hemet, Calif. / Tahiquitz
94	Cody Wendt	So.	P/K	5-10	180	Bristol, Tenn. / Sullivan East
95	Miles Oladimeji	So.	DL	5-11	235	Pittsburgh, Pa. / Linsly School
96	Wesley Germain	Fr.	DL	5-11	215	Naples, Fla. / Lely
97	Ezra Reed	Fr.	DL	6-0	195	Petersburg, Va. / Petersburg
98	Aspen Feldman	Jr.	DL	6-0	250	Rockville, Md. / Avalon
99	Marcus Davenport	So.	DL	6-2	215	New Kensington, Pa. / Valley

Head Coach: BJ Hammer (1st season)
 Defensive Coordinator: Randy Moore
 Offensive Coordinator: Kyle Derickson
 Offensive Line/Recruiting Coordinator: Kyle Waters
 Defensive Line/Special Teams: Ed Raby
 Running Backs: Mike Deitrick
 Linebackers: AJ Akinribade
 Offense Tackles: Justin Smith

PRONUNCIATIONS

1 - Ben zole-COW-ski	55 - Jake RIDE-en-bock
7 - Nick WOJE-nar	60 - Dominic an-te-NOZE-ee
12 - Dylan you-KAY-sik	62 - Rafael bel-LAN-kwet
15 - Cray NAY-ler	81 - Ben BAY-chik
21 - Freddy roo-EEZ	90 - Will ASH-bock-er
39 - Zach bed-NARE-o-wits	95 - Miles oh-lah-di-MEDJ-ee
45 - Tyler NO-bee	

HEAD COACH B.J. HAMMER



BJ Hammer was named the 34th head coach in Allegheny football program history on January 4, 2016.

Hammer arrives at Allegheny after spending five seasons as the defensive coordinator at fellow North Coast Athletic Conference member Wabash College. There, he led a defensive unit that consistently ranked among NCAA Division-III's best. During his five-year tenure, the Little Giants posted a record of 51-7, making three appearances in the NCAA Division-III playoffs and winning NCAC championships in

2011 and 2015. He mentored the NCAC Defensive Player of the Year in four of his five seasons as defensive coordinator, while 22 Wabash defenders were First Team All-NCAC honorees, and four were named All-America.

In 2015, the Little Giants finished 12-1, including a perfect 8-0 in the NCAC, and advanced to the third round of the NCAA playoffs. Hammer's defense ranked third nationally with 26 interceptions, fourth in rushing defense (72.2 yds/g), fifth in total defense (240.9 yds/g), and seventh in quarterback sacks (42). Eight Little Giant defenders earned All-NCAC honors, including six First Team selections, highlighted by defensive tackle Tyler McCullen, who was named the NCAC Defensive Player of the Year and a D3Football.com All-American. Wabash ended the year ranked seventh in both the American Football Coaches Association (AFCA) and D3Football.com Top 25 polls.

In 2014, Hammer was named a Division-III Coordinator of the Year finalist after his unit led Division-III in rushing defense (66.3 yds/g) and quarterback sacks (4.6 sacks/g), while ranking third in total defense, fifth in tackles for loss, and 12th in scoring defense. Little Giant linebacker Cody Buresh was named the NCAC Defensive Player of the Year and All-America by both D3Football.com and the AFCA.

The 2013 Wabash defense led the nation in total defense (220.7 yds/g), fumbles recovered (19), and turnover margin (+24), while placing second in tackles for loss (11.6 TFL/g) and rushing defense (63.1). In 2012, the Little Giants placed eighth nationally in scoring defense and 10th in rushing defense, while linebacker CJ Gum earned the NCAC Defensive Player of the Year award for a second straight season.

In his first season as the Wabash defensive coordinator, the Little Giants ranked fifth in the nation in rushing defense (78.1 yds/g), 11th in scoring defense (12.9 pts/g), and 12th in total defense (249.4 yds/g), while they paced the NCAC in every defensive statistical category. In addition to Gum being named the conference's top defender, linebacker AJ Akinribade was named NCAC Newcomer of the Year.

Prior to his five-year tenure at Wabash, Hammer spent eight seasons on the football staff at Whittier College. After working as the Poets' defensive coordinator from 2003-05, Hammer was promoted to head coach, a position

THE HAMMER FILE

PERSONAL

Hometown: Carmel, Indiana
 Alma Mater: Wabash '00
 Date Announced as Head Coach: January 3, 2016
 Family: Wife, Emily; Daughters, Layla and Ellie; Son, William

COACHING EXPERIENCE

Wabash College
 Defensive Coordinator, 2011-15

Whittier College
 Head Coach, 2006-10
 Defensive Coordinator, 2003-05

Heidelberg College
 Linebackers Coach, 2002

Wabash College
 Inside Linebackers Coach, 2001

PLAYING EXPERIENCE

- Four-year starting defensive lineman
- Three-time All-NCAC
- Two-time All-America
- Graduated as school record holder for single-season and career tackles for loss
- Graduated as school record holder for single-season sacks (15)
- Tied for Wabash lead in career sacks (27.5)
- Named 2001 Wabash Senior Athlete of the Year

he held from 2006-10. Posting a 12-33 overall record, Hammer rebuilt a program that had just 13 players on its roster in 2003 to one that averaged a roster size of over 100. Thirty Whittier players were named All-Southern California Intercollegiate Athletic Conference (SCIAC), while the Whittier defense ranked second in the conference in total defense in 2006, and its rushing offense ranked second in the SCIAC in both 2009 and 2010.

Before his stint in California, Hammer spent the 2002 season as the linebackers coach at Heidelberg College, after beginning his coaching career in 2001 as the outside linebackers coach at Wabash.

Hammer graduated from Wabash in 2001, and is regarded as one of the top defenders to ever suit up for the Little Giants. He graduated as the school's record holder for tackles for loss in a game (five), season (23), and career (58), as well as single-season sacks (15), while he is tied with younger brother Blair as the Little Giants' all-time record holder in career sacks with 27.5. Team captain in 2000, Hammer was a two-time All-American and three-time All-Conference honoree, and was named the 2001 Pete Vaughn Award, which is given annually to the top Wabash senior athlete as voted upon by the athletic department.

A native of Carmel, Indiana, Hammer and wife Emily are the parents of daughters Layla and Ellie, and son William.

2016 Allegheny Football Game Notes • Week One • Allegheny vs. Thiel

COACHING STAFF



KYLE DERICKSON OFFENSIVE COORDINATOR *2nd Season - Butler '03*

- Hired February 2015
- Spent six seasons at Elmhurst College (2009-14)
- Elmhurst offensive coordinator and QB's coach in 2013 and '14
- Saw six Elmhurst offensive players earn all-conference in 2014 Coached two D3Football.com All-Americans, including RB Josh Williams and TE Garrett Claxon
- Joined the Elmhurst staff in 2008, spending five seasons as receivers coach and special teams/returns coordinator
- Coached at the high school level at Ben Davis High School (Ill.) for one season, and at Barrington High School (Ill.) for three years
- Earned four letters playing at Butler University, earning All-Conference honors as a junior and serving as team captain as a senior
- Earned B.S. in secondary education at Butler
- Earned M.S. in Recreation and Sport Science at Ohio University
- Native of Chicago, Illinois



ED RABY DEFENSIVE LINE/SPECIAL TEAMS *3rd season - Alma '11*

- Most tenured member of Allegheny staff, hired in July 2014
- Spent two seasons as a graduate assistant at Alfred University (2012-13), working as defensive line coach in '12 and tight ends coach in '13
- Helped Saxons win 14 games over the two seasons, including a victory in the 2013 ECAC North Central Bowl
- Four-year letterwinner and three-year starter as defensive tackle at Alma College, earning All-Conference honors as a senior
- Participated in the 2010 NCAA/American Football Coaches Association Football Coaches Academy
- Earned a B.A. in business administration
- Native of Reed City, Michigan



RANDY MOORE DEFENSIVE COORDINATOR *1st season - Iowa '84*

- Hired February 2016
- Spent six seasons (2010-15) as head coach at Hiram College 2014 and '15 teams posted the school's most wins in successive years since 1987-88
- Coached 24 All-NCAC honorees at Hiram
- Spent seven seasons (2003-09) as defensive coordinator at Otterbein University
- 2008 Otterbein squad set school record with nine wins, and made first NCAA Division III playoff appearance in school history
- Also served as intramural director and strength and conditioning assistant at Otterbein
- Spent three seasons (2001-03) as defensive coordinator at Hope College (Mich.), where team went a combined 24-9 and won the Michigan Intercollegiate Athletic Association title in 2003
- Served as head coach at Lake Forest College (Ill.) from 1995-2000
- Oversaw the Forrester's first non-losing season in 12 years
- Spent three seasons (1992-94) as defensive coordinator at Wartburg College (Iowa), helping team go 24-9 and make a pair of NCAA appearances
- Worked as defensive coordinator and head track and field coach at Michigan Tech (1989-91)
- First collegiate coaching position was at New Mexico State (1985-88), working for one season as a graduate assistant before spending two years as full time tight ends coach
- Began coaching career as head football and baseball coach at Iowa City High School (1983)
- Holds B.S. in physical education from the University of Iowa, and M. Ed. in education administration from New Mexico State




MIKE DEITRICK RUNNING BACKS *2nd season - Clarion '15*

- Moved to running backs coach after being hired as tight ends coach in July 2015
- Four-year starter at tight end at Clarion University
- Three-time Clarion Scholar Athlete honoree
- Led Clarion in receptions in 2013, and in touchdown catches a season later
- Selected to play in the 2014 National Bowl
- Finished career with 56 receptions for 723 yards and eight TDs
- Earned degree in business management, with a minor in sports management
- Native of Upper St. Clair, Pa.



A.J. AKINRIBADE LINEBACKERS *1st season - Wabash '15*

- Hired in March 2016
- Four-year starter and four-time All-NCAC performer at linebacker at Wabash College
- Totaled 272 career tackles and 16.5 sacks
- Named NCAC Newcomer of the Year in 2011 after posting six sacks and 14.5 TFLs
- Was the lone active player named to the NCAC's 30th Anniversary All-Decade Team in 2013
- Helped Wabash amass a record of 39-6 over his four-year career, winning the 2011 NCAC title and making two trips to the NCAA playoffs
- Graduated with B.A. in theater and minor in economics
- Native of Indianapolis, Indiana



KEVIN WATERS GUARDS AND CENTERS/RECRUITING COORDINATOR *2nd season - LaSalle '08*

- Hired February 2015
- Spent two seasons as linebackers coach at Juniata College (2013-14), helping Eagles to 12 wins and overseeing six all-conference selections
- Worked for three seasons at Bethany College (2010-12), spending two years as defensive line assistant and the third as outside linebackers coach
- Began coaching career at Delaware Valley College in 2009 as assistant offensive line coach
- Helped Aggies to a 10-2 record and the second round of the NCAA playoffs
- Played collegiately at LaSalle University, making 17 starts on the offensive line
- 2007 All-Metro Atlantic Athletic Conference selection
- Graduated with honors from LaSalle with a double major in marketing and management, before earning M.A. in teaching from Bethany
- Native of Norristown, Pa.



JUSTIN SMITH OFFENSIVE TACKLES *1st season - Lake Forest '13*

- Hired in July 2016
- Spent two seasons (2014-15) on the staff at Limestone College, working in various capacities including tight ends coach, quarterbacks coach, receivers coach, passing game coordinator, and video coordinator
- Four-year football letterwinner at Lake Forest, amassing 26 catches, 263 yards, and four touchdowns
- Helped lead Lake Forest to Midwest Conference championship in 2012
- As an undergrad, worked as the offensive line coach for the Southern Lakes Blue Devils, a minor league squad based in Salem, Wis.
- Earned degrees in philosophy and history from Lake Forest
- Currently pursuing MBA from Limestone
- Native of Centerville, Texas

2016 Allegheny Football Game Notes • Week One • Allegheny vs. Thiel

2015 FINAL STATISTICS

Date	Opponent	Score	Att.
Sep 05, 2015	at Thiel	L 21-37	1450
* Sep 12, 2015	WOOSTER	L 13-28	788
* Sep 19, 2015	#9 WABASH	L 0-54	670
* Sep 26, 2015	KENYON	L 17-32	1770
* Oct 03, 2015	at Oberlin College	L 9-48	789
* 10/17/2015	at DePauw	L 0-50	695
* Oct 24, 2015	DENISON	L 7-33	775
* Oct 31, 2015	HIRAM	L 13-43	880
* Nov 7, 2015	at Ohio Wesleyan	L 9-39	2000
* Nov 14, 2015	at Wittenberg	L 0-63	1902

Record:	Overall	Home	Away	Neutral
All games	0-10	0-5	0-5	0-0
Conference	0-9	0-5	0-4	0-0
Non-Conference	0-1	0-0	0-1	0-0

Rushing	gp	att	gain	loss	net	avg	td	lg	avg/g
Nick Deichler	10	90	313	50	263	2.9	2	20	26.3
Juwan Campbell	10	56	171	53	118	2.1	2	17	11.8
Jake Wilson	7	32	117	15	102	3.2	0	10	14.6
Tyler Smith	10	14	110	10	100	7.1	1	43	10.0
Tyler Balla	9	9	37	4	33	3.7	0	13	3.7
Karol Vargas	1	2	0	1	-1	-0.5	0	0	-1.0
Billy Urso	2	2	0	7	-7	-3.5	0	0	-3.5
TEAM	7	3	0	7	-7	-2.3	0	0	-1.0
Chris Bourne	10	2	0	13	-13	-6.5	0	0	-1.3
Logan Lee	10	55	129	169	-40	-0.7	0	17	-4.0
Jon Nigro	9	33	47	116	-69	-2.1	0	12	-7.7
Total	10	298	924	445	479	1.6	5	43	47.9
Opponents	10	451	2657	276	2381	5.3	32	73	238.1

Team Statistics	ALL	OPP
FIRST DOWNS	119	242
Rushing	44	119
Passing	60	113
Penalty	15	10
RUSHING YARDAGE	479	2381
Rushing Attempts	298	451
Average Per Rush	1.6	5.3
Average Per Game	47.9	238.1
TDs Rushing	5	32
PASSING YARDAGE	1490	2757
Comp-Att-Int	142-300-17	200-283-3
Average Per Pass	5.0	9.7
Average Per Catch	10.5	13.8
Average Per Game	149.0	275.7
TDs Passing	7	25
TOTAL OFFENSE	1969	5138
Average Per Play	3.3	7.0
Average Per Game	196.9	513.8
KICK RETURNS: #-Yards	65-1284	16-375
PUNT RETURNS: #-Yards	10-54	29-176
INT RETURNS: #-Yards	3-100	17-194
FUMBLES-LOST	17-10	18-7
PENALTIES-Yards	42-406	68-554
PUNTS-AVG	73-35.9	31-38.4
TIME OF POSSESSION/Game	28:08	31:52
3RD-DOWN Conversions	35/143	66/138
4TH-DOWN Conversions	4/19	11/23

Passing	gp	effic	comp-att-int	pct	yds	td	lg	avg/g
Logan Lee	10	78.48	73-167-11	43.7	796	4	67	79.6
Jon Nigro	9	93.86	68-130-6	52.3	668	3	58	74.2
Billy Urso	2	0.00	0-2-0	0.0	0	0	0	0.0
Chris Bourne	10	318.40	1-1-0	100.0	26	0	26	2.6
Total	10	85.42	142-300-17	47.3	1490	7	67	149.0
Opponents	10	179.54	200-283-3	70.7	2757	25	87	275.7

Interceptions	no.	yds	avg	td	lg
Tristan Rhoades	2	54	27.0	0	43
Craye Nehler	1	46	46.0	0	46

Receiving	gp	no.	yds	avg	td	lg	avg/g
Tyler Smith	10	33	598	18.1	6	67	59.8
John McFarland	9	28	232	8.3	1	26	25.8
Tyler Balla	9	21	194	9.2	0	29	21.6
Lucas Morton	9	19	230	12.1	0	38	25.6
Nick Matic	6	11	49	4.5	0	8	8.2
Tyler Noebe	9	8	73	9.1	0	18	8.1
Juwan Campbell	10	5	26	5.2	0	19	2.6
Nick Deichler	10	5	8	1.6	0	10	0.8
Jake Wilson	7	3	16	5.3	0	9	2.3
Matt Hood	6	3	12	4.0	0	7	2.0
F. Guzman	7	2	18	9.0	0	17	2.6
Chris Bourne	10	2	18	9.0	0	10	1.8
Alec Hutchin	5	1	8	8.0	0	8	1.6
Jon Nigro	9	1	8	8.0	0	8	0.9
Total	10	142	1490	10.5	7	67	149.0
Opponents	10	200	2757	13.8	25	87	275.7

Punting	no.	yds	avg	lg	tb	fc	i20	50+	blk
Chris Bourne	71	2535	35.7	70	3	13	13	3	0
Cody Wendt	1	65	65.0	65	0	0	1	1	0
Joe DeSanti	1	23	23.0	23	0	0	0	0	0

Field Goals	fg	pct.	01-19	20-29	30-39	40-49	50-99	lg	blk
Ben Ziolkowski	1-2	50.0	0-0	0-0	1-2	0-0	0-0	31	1
Z. Bednarowicz	1-1	100.0	0-0	1-1	0-0	0-0	0-0	27	0

Punt Returns	no.	yds	avg	td	lg
Jonah Tanner	3	14	4.7	0	13
Lucas Morton	2	14	7.0	0	14
Tyler Smith	2	29	14.5	0	15
Jon Scroxtton	1	-2	-2.0	0	0
Tyler Noebe	1	-3	-3.0	0	0
Mark Hamilton	1	2	2.0	0	2
Total	10	54	5.4	0	15
Opponents	29	176	6.1	0	27

Scoring	td	fg	PAT				dxp	saf	pts
			kick	rush	rcv	pass			
Tyler Smith	7	-	-	-	-	-	-	42	
Juwan Campbell	2	-	-	-	-	-	-	12	
Nick Deichler	2	-	-	-	-	-	-	12	
Ben Ziolkowski	-	1-2	7-9	-	-	-	-	10	
John McFarland	1	-	-	-	-	-	-	6	
Z. Bednarowicz	-	1-1	2-3	-	-	-	-	5	
TEAM	-	-	-	-	-	-	1	2	
Joe Wesolowski	-	-	-	-	-	-	-	0	
Frank Serbati	-	-	-	-	-	-	-	0	
Total	12	2-3	9-12	-	-	-	1	89	
Opponents	58	9-15	40-48	2-4	4	4-6	-	427	

Kick Returns	no.	yds	avg	td	lg
Tyler Balla	34	685	20.1	0	47
Jonah Tanner	18	404	22.4	0	66
Tyler Smith	5	118	23.6	0	35
John McFarland	3	18	6.0	0	15
Matty Conway	3	45	15.0	0	27
Nick Deichler	1	8	8.0	0	8
Freddy Ruiz	1	6	6.0	0	6
Total	65	1284	19.8	0	66
Opponents	16	375	23.4	0	61

All Purpose	g	rush	rcv	pr	kr	ir	total	avg/g
Tyler Balla	9	33	194	0	685	0	912	101.3
Tyler Smith	10	100	598	29	118	0	845	84.5
Jonah Tanner	9	0	0	14	404	0	418	46.4
Nick Deichler	10	263	8	0	8	0	279	27.9
John McFarland	9	0	232	0	18	0	250	27.8
Total	10	479	1490	54	1284	100	3407	340.7
Opponents	10	2381	2757	176	375	194	5883	588.3

2016 Allegheny Football Game Notes • Week One • Allegheny vs. Thiel

2015 FINAL STATISTICS

#	Defensive Leaders	gp	Tackles			tfl/yds	Sacks	Pass defense			Fumbles		blkd	
			ua	a	tot		no-yds	int-yds	brup	qbh	rcv-yds	ff	kick	saf
44	Nick Murgo	10	59	45	104	9.5-53	2.0-12	3	.	.
54	Matt Wetzel	10	39	25	64	3.5-10	1.0-7	.	2	.	3-0	2	.	.
6	Travis Thomas	10	34	13	47	2	.
99	M. Davenport	10	26	20	46	5.5-9	0.5-0	.	2
40	Joe Wesolowski	10	24	21	45	1.0-1
24	Ben Capella	10	24	18	42	1.0-6	.	.	1
28	Frank Serbati	10	21	14	35	3.0-7	0.5-1	.	1	.	.	.	1	.
68	Chris Patrick	10	17	17	34	6.5-25	2.0-16
46	Colten Buzard	10	23	11	34	0.5-0	.	.	1	.	1-0	.	.	.
32	Clay Stoyer	10	28	5	33	.	.	.	1
1C	Tristan Rhoades	6	19	10	29	.	.	2-54	1
98	Matthey-Feldman	10	8	18	26	2.0-3	0.5-2	.	.	.	1-0	.	.	.
90	W. Aeschbacher	8	15	7	22	4.5-27	1.0-17	.	.	1	.	1	.	.
2	Wyatt Boyler	10	13	8	21
73	Joe DeSanti	10	7	11	18	0.5-6
56	Max Sessions	8	9	5	14	5.0-32	3.0-26	1	.	.
57	Freddy Ruiz	9	10	4	14
45	Craye Nehler	10	8	6	14	.	.	1-46	2
23	Vito Antinozzi	6	7	5	12
95	Miles Oladimeji	9	4	8	12	1.0-2
31	Josh Zenkert	8	7	4	11
72	Garrett Bever	10	4	5	9
8D	Brett White	9	6	2	8
30	Parker Codd	4	4	2	6
92	Sam Ianiro	5	1	5	6	0.5-0
95	Brian Stoldt	6	3	2	5
88	Chris Bourne	10	3	1	4
36	Jon Scroxton	9	1	3	4	.	0.5-0	.	.	.	1-0	.	.	.
91	Brian Hill	4	1	3	4	.	.	.	1
77	Keith Shawley	3	1	3	4
97	Chris Sankus	4	2	1	3
34	Merrick Madden	7	1	2	3	0.5-2
55	Jake Reidenbach	9	2	1	3
14	Logan Lee	10	3	.	3
5	Gus Semanchik	6	1	2	3
78	Andrew Murphy	7	3	.	3
48	Nick Wojnar	7	.	2	2	0.5-1
19	Shea Daley	5	1	1	2
9	Juwan Campbell	10	2	.	2
84	Lucas Morton	9	2	.	2	1-0	.	.	.
41	Matty Conway	6	.	2	2
10	Tyler Noebe	9	1	.	1
8	Jon Nigro	9	1	.	1
50	Matt Edmonds	5	1	.	1
21	Tyler Smith	10	1	.	1
71	Mike Meiran	10	1	.	1
43	Tyler Balla	9	1	.	1
TM	TEAM	7	1	.	1	1
42	F. Guzman	7	.	1	1
51	Will Evans	7	1	.	1
37	S. Rodriguez	8	.	1	1	.	.	.	1
62	John Hamblen	8	1	.	1
83	John McFarland	9	1	.	1
2H	Mark Hamilton	4	.	1	1
47	Tyvonn Green	1	1	.	1
Total		10	454	315	769	45-184	11-81	3-100	13	1	7-0	7	3	1
Opponents		10	339	301	640	102-443	37-252	17-194	51	14	10-0	9	3	.

2016 Allegheny Football Game Notes • Week One • Allegheny vs. Thiel

2015 TEAM GAME-BY-GAME STATISTICS

Date	Opponent	no.	yds	td	lg	no.	yds	td	lg	cmp-att-int	yds	td	lg	no.	yds	td	lg	no.	yds	td	lg	off
Sep 05	at Thiel	29	42	1	18	9	209	2	58	9-17-0	209	2	58	7	118	0	34	0	0	0	0	251
Sep 12	WOOSTER	32	23	0	12	15	153	2	27	15-31-2	153	2	27	5	119	0	41	3	16	0	14	176
Sep 19	WABASH	25	-36	0	11	12	92	0	19	12-26-3	92	0	19	9	156	0	25	1	15	0	15	56
Sep 26	KENYON	24	115	1	43	10	153	1	35	10-21-1	153	1	35	5	146	0	47	1	14	0	14	268
Oct 03	at Oberlin College	31	18	0	13	13	184	1	67	13-27-1	184	1	67	7	111	0	39	0	0	0	0	202
10/17/2015	at DePauw	26	12	0	20	18	174	0	30	18-43-1	174	0	30	6	96	0	19	1	-2	0	0	186
Oct 24	DENISON	25	30	0	17	19	216	1	38	19-35-1	216	1	38	4	83	0	30	1	13	0	13	246
Oct 31	HIRAM	35	116	2	20	8	51	0	14	8-26-2	51	0	14	7	162	0	66	2	1	0	4	167
Nov 7	at Ohio Wesleyan	33	50	1	12	24	190	0	26	24-41-3	190	0	26	7	151	0	43	1	-3	0	0	240
Nov 14	at Wittenberg	38	109	0	17	14	68	0	10	14-33-3	68	0	10	8	142	0	27	0	0	0	0	177
Allegheny		298	479	5	43	142	1490	7	67	142-300-17	1490	7	67	65	1284	0	66	10	54	0	15	1969
		451	2381	32	73	200	2757	25	87	200-283-3	2757	25	87	16	375	0	61	29	176	0	27	5138

Date	Opponent	Tackles				Sacks		Fumble		Pass Defense			Blkd		PAT Attempts			saf	pts
		ua	a	total	tfl-yds	no-yds	ff	fr-yds	int-yds	qbh	brup	kick	rush	rcv					
Sep 05	at Thiel	39	38	77	6.0-28	3.0-20	1	1-0	0-0	1	4	0	0	3-3	0	0	0	0	21
Sep 12	WOOSTER	36	48	84	3.0-14	0.0-0	0	1-0	0-0	0	3	0	0	1-2	0	0	0	0	13
Sep 19	WABASH	51	32	83	3.0-4	0.0-0	0	1-0	0-0	0	1	0	0	0-0	0	0	0	0	0
Sep 26	KENYON	52	46	98	5.0-15	1.0-5	2	1-0	0-0	0	1	1	0	2-2	0	0	0	0	17
Oct 03	at Oberlin College	67	17	84	5.0-22	2.0-17	2	1-0	1-43	0	1	0	0	1-1	0	0	0	1	9
10/17/2	at DePauw	50	16	66	5.0-12	0.0-0	0	0-0	0-0	0	0	0	0	0-0	0	0	0	0	0
Oct 24	DENISON	48	22	70	9.0-42	4.0-33	2	1-0	0-0	0	1	1	0	1-1	0	0	0	0	7
Oct 31	HIRAM	50	28	78	3.0-11	1.0-6	0	1-0	1-46	0	1	1	0	1-2	0	0	0	0	13
Nov 7	at Ohio Wesleyan	34	30	64	3.0-22	0.0-0	0	0-0	1-11	0	1	0	0	0-1	0	0	0	0	9
Nov 14	at Wittenberg	27	38	65	3.0-14	0.0-0	0	0-0	0-0	0	0	0	0	0-0	0	0	0	0	0
Allegheny		454	315	769	45.0-184	11.0-81	7	7-0	3-100	1	13	3	0	9-12	0	0	0	1	89
		339	301	640	102.0-443	37.0-252	9	10-0	17-194	14	51	3	0	40-48	2	4	0	0	427

Date	Opponent	Punting						Field Goals			Kickoffs							
		no.	yds	avg	long	blkd	tb	fc	50+	i20	md-att	long	blkd	no.	yds	avg	tb	ob
Sep 05	at Thiel	7	270	38.6	46	0	0	3	0	4	0-0	0	0	4	224	56.0	0	0
Sep 12	WOOSTER	6	261	43.5	70	0	1	0	2	2	0-0	0	0	3	136	45.3	1	2
Sep 19	WABASH	10	370	37.0	47	0	0	1	0	0	0-0	0	0	1	65	65.0	0	0
Sep 26	KENYON	6	173	28.8	43	0	0	2	0	0	1-1	31	0	4	216	54.0	1	0
Oct 03	at Oberlin College	6	210	35.0	40	0	0	1	0	2	0-0	0	0	2	123	61.5	1	0
10/17/2	at DePauw	11	367	33.4	46	0	0	4	0	2	0-1	0	1	0	0	0.0	0	0
Oct 24	DENISON	6	235	39.2	65	0	2	0	1	1	0-0	0	0	2	66	33.0	0	0
Oct 31	HIRAM	7	237	33.9	45	0	0	1	0	1	0-0	0	0	3	166	55.3	0	0
Nov 7	at Ohio Wesleyan	6	225	37.5	44	0	0	0	0	1	1-1	27	0	2	118	59.0	0	0
Nov 14	at Wittenberg	8	275	34.4	65	0	0	1	1	1	0-0	0	0	0	0	0.0	0	0
Allegheny		73	2623	35.9	70	0	3	13	4	14	2-3	31	1	21	1114	53.0	3	2
		31	1191	38.4	69	0	4	6	4	8	9-15	37	1	78	4378	56.1	9	4

2015 TEAM GAME-BY-GAME COMPARISON

Opponent	Score	First Downs				Rushing				Passing			Total Offense		Return		Turn-Overs
		Total	Rush	Pass	Pen	Number-Yards	Number-Yards	Comp-Att-Int	Yards	Plays-Yards	Plays-Yards	Yards	Yards	Yards			
Thiel	21-37	9 / 25	3 / 14	6 / 10	0 / 1	29-42 / 45-334	9-17-0 / 18-28-0	209 / 224	46-251 / 73-558	118 / 119	0 / 1						
WOOSTER	13-28	15 / 18	4 / 12	7 / 3	4 / 3	32-23 / 53-189	15-31-2 / 17-28-0	153 / 108	63-176 / 81-297	135 / 7	6 / 1						
WABASH	0-54	8 / 25	2 / 14	4 / 10	2 / 1	25-36 / 52-289	12-26-3 / 14-22-0	92 / 239	51-56 / 74-528	171 / 161	3 / 1						
KENYON	17-32	11 / 25	4 / 11	5 / 14	2 / 0	24-115 / 56-211	10-21-1 / 21-25-0	153 / 276	45-268 / 81-487	160 / 60	2 / 1						
Oberlin College	9-48	7 / 32	2 / 12	5 / 19	0 / 1	31-18 / 44-166	13-27-1 / 28-39-1	184 / 524	58-202 / 83-690	154 / 6	3 / 2						
DePauw	0-50	12 / 33	4 / 17	7 / 16	1 / 0	26-12 / 48-304	18-43-1 / 24-34-0	174 / 333	69-186 / 82-637	94 / 17	1 / 0						
DENISON	7-33	18 / 19	6 / 12	10 / 6	2 / 1	25-30 / 41-222	19-35-1 / 17-24-0	216 / 143	60-246 / 65-365	96 / 93	2 / 1						
HIRAM	13-43	10 / 24	9 / 13	1 / 11	0 / 0	35-116 / 49-228	8-26-2 / 16-29-1	51 / 313	61-167 / 78-541	209 / 128	3 / 2						
Ohio Wesleyan	9-39	16 / 17	3 / 5	11 / 12	2 / 0	33-50 / 29-133	24-41-3 / 25-32-1	190 / 324	74-240 / 61-457	159 / 122	3 / 1						
Wittenberg	0-63	13 / 24	7 / 9	4 / 12	2 / 3	38-109 / 34-305	14-33-3 / 20-22-0	68 / 273	71-177 / 56-578	142 / 32	4 / 0						
Totals	89-427	119 / 242	44 / 119	60 / 113	15 / 10	298-479 / 451-2381	142-300-17 / 200-283-3	1490 / 2757	598-1969 / 734-5138	1438 / 745	27 / 10						

Opponent	3rd Down		4th Down		Time of Possession		TOP	Avg	Avg	Avg	Punting		Penalties		Sacks
	Conversions	Conversions	Conversions	Conversions	Conversions	Conversions	Margin	Yds/Rush	Yds/Pass	Yds/Play	Number-Avg	Number-Yards	Number-Yards		
Thiel	2-10 / 5-12	0-1 / 2-2	25:23 / 34:37	-9:14	1.4 / 7.4	12.3 / 8.0	5.5 / 7.6	7-38.6 / 3-39.7	4-39 / 8-54	3 / 6					
WOOSTER	3-12 / 6-20	0-2 / 2-3	29:16 / 30:44	-1:28	0.7 / 3.6	4.9 / 3.9	2.8 / 3.7	6-43.5 / 8-41.8	5-59 / 15-122	0 / 4					
WABASH	1-13 / 7-12	1-2 / 1-2	26:46 / 33:14	-6:28	-1.4 / 5.6	3.5 / 10.9	1.1 / 7.1	10-37.0 / 2-36.5	4-50 / 9-69	0 / 6					
KENYON	1-10 / 11-17	0-0 / 0-1	20:55 / 39:05	-18:10	4.8 / 3.8	7.3 / 11.0	6.0 / 6.0	6-28.8 / 2-42.0	2-18 / 5-64	1 / 2					
Oberlin College	4-15 / 6-13	0-4 / 1-6	26:05 / 33:55	-7:50	0.6 / 3.8	6.8 / 13.4	3.5 / 8.3	6-35.0 / 1-25.0	3-30 / 3-20	2 / 4					
DePauw	7-21 / 10-16	0-0 / 1-1	29:03 / 30:57	-1:54	0.5 / 6.3	4.0 / 9.8	2.7 / 7.8	11-33.4 / 3-30.7	3-31 / 3-25	0 / 6					
DENISON	4-12 / 2-11	0-2 / 3-3	25:45 / 34:15	-8:30	1.2 / 5.4	6.2 / 6.0	4.1 / 5.6	6-39.2 / 3-43.3	8-64 / 8-61	4 / 4					
HIRAM	3-13 / 11-18	1-3 / 1-1	27:52 / 32:08	-4:16	3.3 / 4.7	2.0 / 10.8	2.7 / 6.9	7-33.9 / 4-27.5	2-10 / 6-45	1 / 0					
Ohio Wesleyan	5-19 / 5-11	2-3 / 0-2	35:16 / 24:44	10:32	1.5 / 4.6	4.6 / 10.1	3.2 / 7.5	6-37.5 / 3-45.3	2-20 / 5-47	0 / 3					
Wittenberg	5-18 / 3-8	0-2 / 0-2	35:01 / 24:59	10:02	2.9 / 9.0	2.1 / 12.4	2.5 / 10.3	8-34.4 / 2-44.0	9-85 / 6-47	0 / 2					
Totals	35-143 / 66-138	4-19 / 11-23	281:22 / 318:38	-37:16	1.6 / 5.3	5.0 / 9.7	3.3 / 7.0	73-35.9 / 31-38.4	42-406 / 68-554	11 / 37					

Note: Game totals are displayed in the format TEAM/OPPONENT for each category

2016 Allegheny Football Game Notes • Week One • Allegheny vs. Thiel

2015 ALLEGHENY INDIVIDUAL GAME HIGHS

Rushes.....	23	Nick Deichler vs. Hiram (10/31/15)
Rushing Yds.....	86	Nick Deichler vs. Hiram (10/31/15)
TD Rushes.....	2	Nick Deichler vs. Hiram (10/31/15)
Long Rush.....	43	Tyler Smith vs. Kenyon (9/26/15)
Pass Attempts.....	35	Logan Lee vs. Denison (10/24/15)
Passes Completed.....	21	John Nigro at Ohio Wesleyan (11/7/15)
Passing Yards.....	216	Logan Lee vs. Denison (10/24/15)
TD Passes.....	2	Jon Nigro vs. Wooster (9/12/15)
Long Pass.....	67	Logan Lee at Oberlin (10/3/15)
Receptions.....	9	Tyler Balla at Ohio Wesleyan (11/7/15)
Receiving Yds.....	170	Tyler Smith at Thiel (9/5/15)
TD Receptions.....	2	Tyler Smith at Thiel (9/5/15)
Long Reception.....	67	Tyler Smith at Oberlin (10/3/15)
Field Goals.....	1	Ben Ziolkowski vs. Kenyon (9/26/15)
.....	1	Zach Bednarowicz at Ohio Wesleyan (11/7/15)
Long Field Goal.....	31	Ben Ziolkowski vs. Kenyon (9/26/15)
Punts.....	11	Chris Bourne at DePauw (10/17/15)
Long Punt.....	70	Chris Bourne vs. Wooster (9/12/15)
Long Punt Return.....	15	Tyler Smith vs. Wabash (9/19/15)
Long Kick Return.....	66	Jonah Tanner vs. Hiram (10/31/15)
Tackles.....	19	Nick Murgo vs. Wooster (9/12/15)
Sacks.....	2.0	Chris Patrick vs. Denison (10/24/15)
Tackles for Loss.....	3.5	Chris Patrick vs. Denison (10/24/15)
Interceptions.....	1	Tristan Rhoades at Oberlin (10/3/15)
.....	1	Craye Nehler vs. Hiram (10/31/15)
.....	1	Tristan Rhoades at Ohio Wesleyan (11/7/15)

2015 ALLEGHENY TEAM GAME HIGHS

Rushes.....	38	at Wittenberg (11/14/15)
Rushing Yards.....	116	vs. Hiram (10/31/15)
Yards per Rush.....	4.8	vs. Kenyon (9/26/15)
TD Rushes.....	2	vs. Hiram (10/31/15)
Pass Attempts.....	43	at DePauw (10/17/15)
Pass Completions.....	24	at Ohio Wesleyan (11/7/15)
Passing Yards.....	216	vs. Denison (10/24/15)
Yards per Pass.....	12.3	at Thiel (9/5/15)
TD Passes.....	2	at Thiel (9/5/15)
.....	2	vs. Wooster (9/12/15)
Total Plays.....	74	at Ohio Wesleyan (11/7/15)
Total Offense.....	268	vs. Kenyon (9/26/15)
Yards per Play.....	6.8	vs. Kenyon (9/26/15)
Points.....	21	at Thiel (9/5/15)
Sacks By.....	4	vs. Denison (10/24/15)
First Downs.....	18	vs. Denison (10/24/15)
Penalties.....	9	at Wittenberg (11/14/15)
Penalty Yards.....	85	at Wittenberg (11/14/15)
Turnovers.....	6	vs. Wooster (9/12/15)
Interceptions by.....	1	at Oberlin (10/3/15)
.....	1	vs. Hiram (10/31/15)
.....	1	at Ohio Wesleyan (11/7/15)

2015 OPPONENT INDIVIDUAL GAME HIGHS

Rushes.....	25	Blake Calcei - Kenyon (9/26/16)
Rushing Yds.....	148	Canaan Gebele - Denison (10/24/15)
.....	148	S. Gary - Wittenberg (11/14/15)
TD Rushes.....	4	Mason Zurek - Wabash (9/19/15)
Long Rush.....	73	Dominic Orsini - Ohio Wesleyan (11/7/15)
Pass Attempts.....	38	L. Poggiali - Oberlin (10/3/15)
Passes Completed.....	27	L. Poggiali - Oberlin (10/3/15)
Passing Yards.....	506	L. Poggiali - Oberlin (10/3/15)
TD Passes.....	4	L. Poggiali - Oberlin (10/3/15)
Long Pass.....	87	Dominick Orsini - Ohio Wesleyan (11/7/15)
Receptions.....	10	C. Lacanaria - Ohio Wesleyan (11/7/15)
Receiving Yds.....	170	Tyler Smith at Thiel (9/5/15)
TD Receptions.....	2	Tyson Vogel - Wooster (9/12/15)
.....	2	Andy Hunt - DePauw (10/17/15)
.....	2	B. Lewis - Hiram (10/31/15)
Long Reception.....	87	Doug Sanders - Ohio Wesleyan (11/7/15)
Field Goals.....	2	Andrew Tutsie - Wabash (9/19/15)
Long Field Goal.....	37	Andrew Tutsie - Wabash (9/19/15)
Punts.....	8	Trevor Bowden - Wooster (9/12/15)
Long Punt.....	69	Trevor Bosden - Wooster (9/12/15)
Long Punt Return.....	27	Justin Woods - Wabash (9/19/15)
Long Kick Return.....	61	L. Fortson - Hiram (10/31/15)
Tackles.....	14	K. Burchett - Hiram (10/31/15)
.....	14	Deion Centeno - Ohio Wesleyan (11/7/15)
Sacks.....	2.5	Nick Ravida - Thiel (9/5/15)
Tackles for Loss.....	3.5	Aaron Roberson - Wooster (9/12/15)
Interceptions.....	2	Zane Kieffer - Ohio Wesleyan (11/7/15)

2015 OPPONENT TEAM GAME HIGHS

Rushes.....	56	Kenyon (9/26/15)
Yards Rushing.....	334	Thiel (9/5/15)
Yards per Rush.....	9.0	Wittenberg (11/14/15)
TD Rushes.....	7	Wabash (9/19/15)
Pass Attempts.....	39	Oberlin (10/3/15)
Pass Completions.....	28	Oberlin (10/3/15)
Passing Yards.....	524	Oberlin (10/3/15)
Yards per Pass.....	13.4	Oberlin (10/3/15)
TD Passes.....	5	Oberlin (10/3/15)
Total Plays.....	83	Oberlin (10/3/15)
Total Offense.....	690	Oberlin (10/3/15)
Yards per Play.....	10.3	Wittenberg (11/14/15)
Points.....	63	Wittenberg (11/14/15)
Sacks by.....	6	Thiel (9/5/15)
.....	6	DePauw (10/17/15)
.....	6	Wabash (9/19/15)
First Downs.....	33	DePauw (10/17/15)
Penalties.....	15	Wooster (9/12/15)
Penalty Yards.....	122	Wooster (9/12/15)
Turnovers.....	2	Oberlin (10/3/15)
.....	2	Hiram (10/31/15)
Interceptions by.....	3	Wabash (9/19/15)
.....	3	Ohio Wesleyan (11/7/15)
.....	3	Wittenberg (11/14/15)

SINGLE-GAME RECORDS

SCORING

30	Mario Tarquinio vs. Hiram	10/23/04
30	Shane Ream vs. Hiram	10/07/00
30	Jim Mormino vs. Oberlin	11/15/97
30	Kyle Smesko vs. Kenyon	11/09/96
30	Jon Iozzi vs. Denison	10/30/93
30	Stanley Drayton vs. Earlham	10/05/91
30	Jay Lewis vs. Carnegie Mellon	10/18/69
24	24 TIMES	
	Most Recently:	
	Brian Woods vs. Earlham	11/08/93

RUSHING YARDS

259	James Villa vs. Bethany	10/27/56
252	Mario Tarquinio vs. Kenyon	10/14/06
245	Stanley Drayton vs. Earlham	11/14/92
238	Shane Ream vs. Wash. & Jeff.	9/9/00
222	Stanley Drayton vs. Oberlin	10/24/92
218	Jim Mormino vs. Denison	10/04/97
216	Mario Tarquinio vs. Kenyon	10/16/04
213	Mario Tarquinio vs. HiramX	9/16/06
212	Stanley Drayton vs. Wittenberg	10/26/91
210	Stanley Drayton vs. Kenyon	10/17/92

RUSHING TOUCHDOWNS

5	Mario Tarquinio vs. Hiram	10/23/04
5	Shane Ream vs. Hiram	10/17/00
5	Jim Mormino vs. Oberlin	11/15/97
5	Kyle Smesko vs. Kenyon	11/9/96
5	Jon Iozzi vs. Denison	10/30/93
5	Stanley Drayton vs. Earlham	10/5/91
4	SEVEN TIMES	
	Most Recent:	
	Shane Ream vs. Buffalo St.	11/06/99

RUSHING ATTEMPTS

42	Shane Ream vs. Wash. & Jeff	9/9/00
40	Bob Murray vs. Thiel	10/31/81
38	Mario Tarquinio vs. Kenyon	10/14/06
38	Stanley Drayton vs. CMU	9/7/91
36	Stanley Drayton vs. Albion	11/23/91
35	Shane Ream vs. Ohio Wesleyan	11/11/00
35	Stanley Drayton vs. Earlham	11/14/92
35	Stanley Drayton vs. Wittenberg	10/19/91

PASSING YARDS

400	Jimmy Savage vs. Wabash	10/7/06
365	Bubba Smith vs. Kenyon	9/13/03
365	TJ Salopek vs. Denison	10/29/11
361	Bubba Smith vs. Denison	11/12/11
358	Kyle Adamson vs. Mt. Union	10/23/96
342	TJ Salopek vs. Ohio Wesleyan	9/30/06
322	Mike Ganey vs. Carnegie Mellon	10/31/69
315	Mike Ganey vs. John Carroll	11/03/67
312	Jordan Fowler vs. Denison	10/15/11
306	Paul Bell vs. Wittenberg	9/24/94
302	Jimmy Savage vs. Hiram	9/16/06

PASSING ATTEMPTS

58	Jimmy Savage vs. Wabash	10/7/06
46	Bubba Smith vs. Wash. & Jeff	9/13/03
45	Jordan Fowler vs. Wabash	10/29/11
44	Jordan Fowler vs. Oberlin	11/12/11
44	TJ Salopek vs. Wittenberg	11/8/08
44	Jimmy Savage vs. Denison	9/30/06
43	TJ Salopek vs. Wooster	10/31/09
43	TJ Salopek vs. Wittenberg	11/3/07
43	Mike Ganey vs. Carnegie Mellon	10/19/68
42	Jimmy Savage vs. Wooster	10/21/06

PASSING COMPLETIONS

38	Jimmy Savage vs. Wabash	10/7/06
33	Jordan Fowler vs. Wabash	10/29/11
33	TJ Salopek vs. Kenyon	10/24/09
32	Bubba Smith vs. Wash. & Jeff	9/13/03
31	TJ Salopek vs. Ohio Wesleyan	10/23/10
30	TJ Salopek vs. Wittenberg	11/8/08
29	Jordan Fowler vs. Denison	10/29/11
29	Jimmy Savage vs. Kenyon	10/15/05
28	Drew Steizer vs. Kenyon	10/13/07
27	Kyle Adamson vs. Mt. Union	11/23/96

TOUCHDOWN PASSES

6	Bubba Smith vs. Kenyon	10/13/01
5	Mike Ganey vs. Carnegie Mellon	10/18/69
4	TJ Salopek vs. Carnegie Mellon	9/11/10
4	TJ Salopek vs. Wittenberg	11/8/08
4	Jimmy Savage vs. Wabash	10/7/06
4	Bubba Smith vs. Earlham	11/8/03
4	Kyle Adamson vs. Carnegie Mel	9/9/95
4	Paul Bell vs. Case	9/25/93
4	Paul Bell vs. Ohio Wesleyan	11/7/92
4	Paul Bell vs. Carnegie Mellon	10/3/92
4	Jeff Filkovski vs. Earlham	9/28/90
4	Carl Hermann vs. Westminster	11/11/50

RECEIVING YARDS

254	Jay Lewis vs. Carnegie Mellon	10/18/69
217	Jay Lewis vs. John Carroll	10/11/69
185	Terry Hartford vs. Denison	10/17/09
181	Andy McKenzie vs. Ohio Wesleyan	11/7/92
177	Jon Turner vs. Kenyon	10/13/01
172	Brian Woods vs. Earlham	11/8/03
170	Tyler Smith at Thiel	9/5/15
168	Andy McKenzie vs. Denison	9/17/94

RECEPTIONS

14	Jay Lewis vs. John Carroll	10/11/69
13	Kyle Geiser vs. Kenyon	10/15/05
12	Jim Lieb vs. Kenyon	10/13/07
11	Jake Vite vs. Kenyon	10/24/09
11	Jim Lieb vs. Ohio Wesleyan	10/27/07
11	Jon Turner vs. Wash. & Jeff	9/13/03
11	John Boughton vs. Oberlin	10/14/67
11	Matt Griffith vs. Denison	10/15/11
10	Jim Lieb vs. Wabash	10/7/06
10	Dallas Robinson vs. Wabash	10/7/06
10	Jim Lieb vs. Wabash	10/29/05

TOUCHDOWN RECEPTIONS

4	Jon Turner vs. Kenyon	10/13/01
4	Jay Lewis vs. Carnegie Mellon	10/18/69
3	Terry Hartford vs. Ohio Wesleyan	10/23/10
3	David Strawser vs. CMU	9/11/10
3	Dallas Robinson vs. Oberlin	11/11/06
3	Jake Vite vs. Wabash	10/7/06
3	Brian Woods vs. Earlham	11/08/03
3	Jon Turner vs. Hiram	10/6/01
3	Brian Woods vs. Denison	9/22/01

PUNT RETURNS

8	Julio Locayo vs. Ohio Wesleyan	11/2/91
7	Chuck Lazar vs. John Carroll	11/4/78
6	Joe Cowart vs. Kenyon	10/13/01
6	Antoine Morris vs. Kenyon	11/9/96
6	Mark Spoerke vs. Wittenberg	10/10/92

PUNT RETURN YARDS

161	Chuck Lazar vs. Case Western	10/14/78
118	Brian Woods vs. Earlham	11/8/03
117	Tedd Gozvr vs. Oberlin	11/14/98
116	Chris Conrad vs. Thiel	9/14/96
116	Antoine Morris vs. Kenyon	11/9/96
111	Nick Jones vs. Hiram	10/22/05
105	Brian Woods vs. Montclair St.	11/22/03
105	Joe Cowart vs. Kenyon	10/13/01
103	Steve Williams vs. Hiram	10/23/04
86	Derrick Emigh vs. Hiram	11/5/11
85	Terry Hartford vs. Wooster	11/1/08
85	Mark Spoerke vs. Kenyon	10/17/92

KICKOFF RETURNS


8	Tyler Balla vs. Wabash	9/19/15
7	Jeremy Walker vs. CMU	10/11/08
7	LaMarcus Thurman vs. Wabash	10/28/00
6	Tyler Balla vs. Hiram	10/31/15
6	Jim Lieb vs. Kenyon	10/14/06
6	Tyler Smith vs. Wooster	10/11/14
6	Tyler Smith vs. Wittenberg	11/15/14
6	Tim Carl vs. Mount Union	09/02/00
6	LaMarcus Thurman vs. St. Francis (Ill.)	11/13/99
5	DONE SEVEN TIMES	
	Last - Tyler Balla at DePauw	10/17/15

KICKOFF RETURN YARDAGE

169	Jim Lieb vs. Kenyon	10/14/06
136	Tyler Balla vs. Wabash	9/19/15
135	Jeff Melvin vs. Bethany	10/02/82
134	Tyler Smith vs. Wooster	10/11/14
120	RaShawn Allen vs. Earlham	11/08/03
116	Brian Woods vs. W & J	09/08/01
115	LaMarcus Thurman vs. Wabash	10/28/00
113	Rob Gardner vs. Wittenberg	10/09/93
111	LaMarcus Thurman vs. Wabash	10/28/00
111	Rob Gardner vs. Wooster	09/18/93
104	Bobby Burkes vs. Carnegie Mellon	10/11/08
101	Jason Francis vs. Case Western	10/11/97




Shane Ream




Mike Ganey



Jon Turner



Jay Lewis



Bubba Smith

2016 Allegheny Football Game Notes • Week One • Allegheny vs. Thiel

KICKING POINTS

16	Kevin Bowser vs. Wooster.....	10/24/98
14	Aaron Polack vs. Kenyon.....	10/13/01
14	Kevin Bowser vs. Denison.....	9/19/98
13	Aaron Polack vs. Hiram.....	10/11/03
13	Aaron Polack vs. Hiram.....	10/6/01
12	Chris Merski vs. Wooster.....	10/28/94
11	EIGHT TIMES	

FIELD GOALS

4	Kevin Bowser vs. Wooster.....	10/24/98
3	Ryan Mong vs. DePauw.....	10/13/12
3	Ryan Zipf vs. Wabash.....	10/29/11
3	Ryan Zipf vs. Case Western.....	10/2/10
3	Ryan Zipf vs. Ohio Wesleyan.....	11/14/09
3	Josh Whiteside vs. Denison.....	9/30/09
3	Aaron Polack vs. Hiram.....	10/11/03
3	Aaron Polack vs. Hiram.....	10/06/01
3	Nick Nardone vs. Wash. & Jeff.....	10/15/77

PATs

9	Chris Merski vs. Case Western.....	10/01/94
8	Aaron Polack vs. Kenyon.....	10/13/01
8	Mike Allgeier vs. Earlham.....	10/23/99
8	Kevin Bowser vs. Oberlin.....	11/14/98
8	Kevin Bowser vs. Earlham.....	10/17/98
8	Kevin Bowser vs. Kenyon.....	10/10/98
8	Chris Merski vs. Oberlin.....	10/24/92
8	Chris Merski vs. Denison.....	09/28/91
7	Thirteen Times	
	Most Recently:	
	Josh Whiteside vs. Kenyon.....	10/14/06

TACKLES

37	Matt Matlak vs. Carnegie Mellon.....	10/22/77
26	Corey Belaney vs. St. Francis.....	11/13/99
25	Mike Parker vs. Ohio Wesleyan.....	10/10/87
25	Ed Tasz vs. Wash. & Jeff.....	10/28/78
20	Andy Toner vs. Carnegie Mellon.....	09/22/07
19	Corey Belaney vs. Gannon.....	11/07/98
19	Nick Murgo vs. Wooster.....	09/12/15
18	Corey Belaney vs. Wittenberg.....	10/03/98
17	Andy Schleihauf vs. Denison.....	10/17/09
17	Pat Lentz vs. Mount Union.....	09/02/00
17	Wayne Mack vs. Rochester.....	11/10/90

SACKS

4.0	Bob Fraser vs. Ohio Wesleyan.....	11/03/84
3.5	Nick Silva vs. Ohio Wesleyan.....	11/14/09
3.5	David Pisanick vs. Denison.....	09/22/01

INTERCEPTIONS

3	Numerous	
	Most Recent:	
	Andy Toner vs. Hiram.....	9/16/06

SINGLE-GAME TEAM RECORDS

Points & Margin of Victory (all eras).....	116	Wooster.....	10/31/1913
Points & Margin of Victory (modern).....	83	Oberlin.....	11/12/1994
Margin of Defeat.....	81	New York University.....	11/19/1927
First Downs.....	35	Earlham.....	10/8/1994
First Downs - Rushing.....	24	Earlham.....	11/14/1992
.....	24	Washington & Jefferson.....	10/22/1973
First Downs - Passing.....	19	Earlham.....	10/8/1994
Total Offensive Plays.....	94	Washington & Jefferson.....	9/9/2000
Total Offense.....	774	Wooster.....	10/29/1994
Rushing Attempts.....	59	Denison.....	10/30/1993
Rushing Yards.....	495	Wooster.....	10/29/1994
Rushing Touchdowns.....	8	Hiram.....	10/23/2004
.....	8	Case Western Reserve.....	10/1/1994
.....	8	Earlham.....	11/14/1992
Passing Yards.....	400	Wabash.....	10/7/2006
Passing Touchdowns.....	7	Kenyon.....	10/13/2001
.....	7	Oberlin.....	11/12/1994
Fewest Yards Allowed.....	47	Oberlin.....	11/12/1994
Fewest Rushing Yards Allowed.....	-56	Kenyon.....	10/10/1998
Fewest Passing Yards Allowed.....	0	Ohio Wesleyan.....	11/5/1998
Interceptions By.....	7	Earlham.....	9/29/1998
Sacks.....	9	Kenyon.....	10/10/1998

THE LAST TIME ALLEGHENY...

Had a player pass for 300+ yards.....	Jordan Fowler, 312 yards, 10/15/11 vs. Denison
Had a player pass for four touchdowns.....	TJ Salopek, 9/11/10 vs. Carnegie Mellon
Had a player catch three touchdown receptions.....	Terry Hartford, 10/23/10 vs. Ohio Wesleyan
Had a player with 150+ receiving yards.....	Tyler Smith, 170 yards, 9/5/15 at Thiel
Had a player with 10+ receptions.....	Matt Griffith, 10 catches, 10/15/11 vs. Denison
Had 350+ passing/receiving yards.....	364 yards, 10/17/09 vs. Denison
Had 300+ yards team rushing.....	300 yards (39 attempts), 9/16/06 vs. Hiram
Scored three rushing touchdowns..... at Hiram, 10/6/10
Scored four rushing touchdowns..... vs. Kenyon, 10/14/06
Had a player rush for 100+ yards.....	Nick Deichler, 143 yards, 11/1/14 vs. Kenyon
Had a player rush for 150+ yards.....	Mario Tarquinio, 180 yards, 10/28/06 vs. Ohio Wesleyan
Had a player rush for 200+ yards.....	Mario Tarquinio, 213 yards, 9/16/06 vs. Hiram
Had a player rush for three touchdowns.....	Mario Tarquinio, 10/15/05 vs. Kenyon
Had 500 all-purpose yards.....	505, 10/26/09 vs. Oberlin
Had a player with 200+ all-purpose yards.....	Terry Hartford, 204 yards, 10/17/09 vs. Denison
Scored a special teams touchdown.....	John Opet 85-yard KR, 11/9/13 vs. Denison
Held an opponent under 50 yards rushing.....	32 yards, 10/5/13 at Ohio Wesleyan
Held an opponent under 100 yards passing.....	94 yards, 11/5/11 vs. Hiram
Held an opponent under 150 total yards.....	104 yards, 9/26/09 at Oberlin
Had five sacks in a game..... vs. Case Western, 10/1/11
Had four interceptions in a game..... vs. Westminster, 9/12/09
Had a player with 15+ tackles.....	Nick Murgo, 19, 9/12/15 vs. Wooster
Had a player with three sacks.....	Doug Macik, 10/25/08 vs. Kenyon
Scored a defensive touchdown.....	Colin Hartford, 34-yard INT return, 9/17/11 vs. DePauw
Shut out an opponent.....	Allegheny 13, Hiram 0, 11/10/12
Posted two consecutive shutouts..... at Earlham (67-0), at Kenyon (42-0), 1999
Won an overtime game.....	Allegheny 20, Wabash 7, 9/22/12
Played consecutive overtime games.....	2008, vs. Wittenberg (30-27), vs. Ohio Wesleyan (10-7)
Blocked a field goal.....	10/15/13, at Ohio Wesleyan
Blocked a punt.....	10/29/11, vs. Wabash
Recorded a safety.....	9/13/08, at Westminster



Andy Toner



Chuck Lazar



Matt Matlak



Kevin Bowser



Bob Fraser

2016 Allegheny Football Game Notes • Week One • Allegheny vs. Thiel

CAREER RECORDS

SCORING

384	Shane Ream	1998-2001
336	Stanley Drayton	1989-1992
288	Jim Mormino	1994-1997
282	Kyle Smesko	1993-1996
252	Chris Merski	1991-1994
212	Tibor Solymosi	1973-1976
206	David Brown	1986-1989
204	Mario Tarquinio	2003-2006

RUSHING YARDS

4,037	Shane Ream	1998-2001
3,272	Stanley Drayton	1989-1992
3,257	Tibor Solymosi	1973-1976
3,187	Mario Tarquinio	2003-2006
2,719	Jim Mormino	1994-1997
2,707	Kyle Smesko	1993-1996
2,537	James Villa	1955-1957
2,382	Mark Matlak	1974-1977

RUSHING ATTEMPTS

783	Tibor Solymosi	1973-1976
724	Shane Ream	1998-2002
642	Mario Tarquinio	2003-2006
574	Stanley Drayton	1989-1992

RUSHING TOUCHDOWNS

60	Shane Ream	1998-2001
54	Stanley Drayton	1989-1992
46	Kyle Smesko	1993-1996
41	Jim Mormino	1994-1997
35	Tibor Solymosi	1973-1976
32	David Brown	1986-1989
31	Mario Tarquinio	2003-2006
31	Arthur Dahl	1922-1925
28	Chuck Bremer	1991-1994
28	Mark Matlak	1974-1977
28	James Villa	1955-1957

PASSING YARDS

7,877	T.J. Salopek	2007-2010
5,881	Bubba Smith	2000-2003
5,181	Jimmy Savage	2003-2006
4,967	Paul Bell	1991-1994
4,564	Mike Ganey	1966-1969
4,113	John Logue	1986-1989
3,267	Jon Nigro	2013 - pres

PASSING ATTEMPTS

1,135	T.J. Salopek	2007-2010
838	Bubba Smith	2000-2003
770	Jimmy Savage	2003-2006
682	Mike Ganey	1966-1969
652	John Logue	1986-1989
610	Kyle Adamson	1994-1997

PASS COMPLETIONS

718	T.J. Salopek	2007-2010
478	Bubba Smith	2000-2003
461	Jimmy Savage	2003-2006
389	Kyle Adamson	1994-1997
342	Mike Ganey	1966-1969
335	Jon Nigro	2013 - pres
318	John Logue	1986-1989

COMPLETION PERCENTAGE

63.8	Kyle Adamson	1994-1997
62.1	T.J. Salopek	2007-2009
60.0	Paul Bell	1991-1994
59.9	Jimmy Savage	2003-2006

PASS EFFICIENCY

165.5	Paul Bell	1991-1994
143.6	Jeff Filkovski	1987-1990
124.8	T.J. Salopek	2007-2009

TOUCHDOWN PASSES

55	Bubba Smith	2000-2003
48	Kyle Adamson	1994-1997
47	Paul Bell	1991-1994
43	Mike Ganey	1966-1969
41	Jimmy Savage	2003-2006
32	T.J. Salopek	2007-2009

RECEPTIONS

167	Jon Turner	2000-2003
150	Jim Lieb	2005-2007
134	Andrew Niklaus	2011-2014
125	Jake Vite	2006-2009
125	Ronnie Anderson	1994-1996
102	Nathan Six	1995-1998
95	John Boughton	1965-1968
89	Brian Woods	2000-2003
86	Chris Conrad	1993-1996
86	Andy McKenzie	1991-1994
83	Tyler Smith	2012-2015

RECEIVING YARDS

2,000	Jon Turner	2000-2003
1,783	Ronnie Anderson	1994-1996
1,727	Jim Lieb	2005-2007
1,680	Andy McKenzie	1991-1994
1,675	Jake Vite	2006-2009
1,444	Chris Conrad	1993-1996
1,325	Steve Roux	1986-1989
1,314	John Boughton	1965-1968

TOUCHDOWN RECEPTIONS

20	Jon Turner	2000-2003
18	Ronnie Anderson	1994-1996
16	Andy McKenzie	1991-1994
16	Jay Lewis	1966-1969
15	Dallas Robinson	2003-2006
14	Julio Lacayo	1988-1991
11	Jake Vite	2006-2009
11	Nathan Six	1995-1998
11	Rob Gardner	1990-1993
11	John Boughton	1965-1968

ALL-PURPOSE YARDS

4,505	Shane Ream	1998-2001
4,010	Stanley Drayton	1989-1992
3,627	Jim Mormino	1994-1997
3,580	David Brown	1986-1989

TOTAL OFFENSE

6,531	Bubba Smith	2000-2003
6,061	T.J. Salopek	2007-2009
5,958	Jimmy Savage	2003-2006
5,924	Kyle Adamson	1994-1997
5,680	Paul Bell	1991-1994
5,027	Mike Ganey	1966-1969
4,030	John Logue	1986-1989

PUNT RETURNS

61	Chuck Lazar	1975-1978
----	-------------	-----------

PUNT RETURN YARDS

625	Chuck Lazar	1975-1978
-----	-------------	-----------

PUNT RETURN AVERAGE

19.6	Chris Conrad	1993-1996
------	--------------	-----------

PUNT RETURN TOUCHDOWNS

3	Ed Pinkham	1971-1974
3	Brian Woods	2000-2003

KICKOFF RETURNS

47	Tyler Smith	2012-2015
41	Ed Pinkham	1971-1974

KICK RETURN YARDS

1,002	Brian Woods	2000-2003
925	Ed Pinkham	1971-1974
921	Tyler Smith	2012-2015

KICK RETURN AVERAGE

25.05	Brian Woods	2000-2003
-------	-------------	-----------

KICK RETURN TOUCHDOWNS

2	Rob Gardner	1990-1993
---	-------------	-----------

KICKING POINTS

252	Chris Merski	1991-1994
222	Ryan Zipf	2008-2011
158	Kevin Bowser	1995-1998
123	Sean Ward	1985-1988
118	Nick Nardone	1975-1978
116	Josh Whiteside	2004-2007

FIELD GOALS

43	Ryan Zipf	2008-2011
30	Chris Merski	1991-1994
21	Nick Nardone	1975-1978
20	Steve Boucher	1987-1990
20	Sean Ward	1985-1988

PAT'S

162	Chris Merski	1991-1994
-----	--------------	-----------

PUNTING AVERAGE

40.1	Andrew DeJong	2008-2011
38.3	Jason Black	2004-2007
38.1	T.J. Florkiewicz	1991-1992
37.8	Aaron Polack	2000-2003

TACKLES


450	Matt Matlak	1974-1977
410	Mike Parker	1985-1988
362	Wayne Mack	1989-1992

SACKS

29.5	David Pisanick	2000-2003
27.5	Nick Reiser	1993-1996
27.5	Bob Tatsch	1993-1996
23.0	Joe Rossi	1997-2000
22.5	Dave Monaghan	1996-1999
18.0	Mike Parker	1985-1988
18.0	Mike LaCarte	1986-1989

INTERCEPTIONS

15	Chuck Lazar	1975-1978
14	Tony Bifulco	1988-1991
14	David LaCarte	1987-1990
14	Bill Law	1976-1979



Stanley Drayton



Tibor Solymosi



T.J. Salopek



Chuck Lazar



Chris Merski

2016 Allegheny Football Game Notes • Week One • Allegheny vs. Thiel

LONGEST PLAYS

TOUCHDOWN PASSES

	Year	Passer	Receiver	Distance	Opponent
1.	1990	Jeff Filkovski	Julio Locayo	95 yards	Earlham
2.	2009	T.J. Salopek	Terry Hartford	94 yards	Denison
3.	1966	Michael Ganey	George Simonton	85 yards	Washington & Jefferson
4.	2006	Jimmy Savage	Jim Lieb	83 yards	Oberlin
	1995	Kyle Adamson	Chris Conrad	83 yards	Westminster
	1995	Chris Fonte	Drew Lighthart	83 yards	Ohio Wesleyan
7.	1990	Jeff Filkovski	Jerry O'Brien	82 yards	Earlham
	1992	Paul Bell	Rob Gardner	82 yards	Case Western Reserve

TOUCHDOWN RUNS

	Year	Rusher	Distance	Opponent
1.	1948	Gerald Watson	96 yards	Dickinson
2.	1899	Walter Borland	95 yards	Grove City
3.	1930	Robert Garbark	94 yards	Adrian
	1958	Chauncey Mann	94 yards	John Carroll
5.	1989	Jeff Filkovski	89 yards	Thiel

PUNT RETURN TOUCHDOWNS

	Year	Returner	Distance	Opponent
1.	2008	Terry Hartford	85 yards	Wooster
2.	1983	Chris Conrad	84 yards	Ohio Wesleyan
	1978	Chuck Lazar	84 yards	Case Western Reserve
4.	1971	Ed Pinkham	80 yards	Case Western Reserve
5.	2003	Brian Woods	77 yards	Wooster

KICKOFF RETURN TOUCHDOWNS

	Year	Returner	Distance	Opponent
1.	1954	Donald Smith	106 yards	Hobart
2.	1983	Mike Fisher	97 yards	Lebanon Valley
3.	1993	Rob Gardner	95 yards	Wittenberg
	1972	Jeff Carroll	95 yards	Otterbein
5.	2005	Kyle Geiser	94 yards	Kenyon
	1998	Chad Paolini	94 yards	Earlham

INTERCEPTION RETURN TOUCHDOWNS

	Year	Player	Distance	Opponent
1.	2002	Derek Vikara	87 yards	Washington & Jefferson
2.	1984	Marc Colderone	85 yards	Lebanon Valley
3.	2008	Sid Facaros	79 yards	Kenyon
4.	1989	Tony Bifulco	76 yards	Oberlin
5.	1914	Floyd Arnold	75 yards	Geneva

FUMBLE RETURN TOUCHDOWNS


	Year	Player	Distance	Opponent
1.	2010	Sid Facaros	76 yards	Case Western Reserve

FIELD GOALS

	Year	Player	Distance	Opponent
1.	1994	Chris Merski	50 yards	Kenyon
	1979	Dave Nelson	50 yards	Washington & Jefferson
	1978	Nick Nardone	50 yards	Geneva
4.	2010	Ryan Zipf	48 yards	Carnegie Mellon
5.	2008	Ryan Zipf	47 yards	Denison
	2006	Josh Whiteside	47 yards	Ohio Wesleyan
7.	1994	Chris Merski	46 yards	Ohio Wesleyan

PUNTS

	Year	Player	Distance	Opponent
1.	2011	Andrew DeJong	75 yards	Carnegie Mellon



Jeff Filkovski



Terry Hartford



Sid Facaros

2016 Allegheny Football Game Notes • Week One • Allegheny vs. Thiel

2016 OPPONENTS

THIEL COLLEGE

Week One - September 3 - 7 p.m.
Frank B. Fuhrer Field - Meadville, Pa.

Location Greenville, Pa.
Founded 1866
Enrollment 1,000
Nickname Tomcats
Colors Navy Blue & Old Gold
Home Stadium Alumni Stadium
Capacity 1,400
Surface Sportexe
Conference Presidents' Athletic
President Dr. Susan Traverso
Director of Athletics Amy Schafer
Sports Information Director Ed Topoleski

All-Time Football Record 350-520-37
Years in Postseason 1
Last NCAA Appearance 2005
Head Coach Dan Blume
Alma Mater Mount Union '06
Career Record 0-0 (1st yr)
Record at Thiel 0-0 (1st yr)
2015 Overall Record 2-8
2015 PAC Record 2-8
Series Allegheny leads 38-31-5
First/Last Meeting 1893/2015

2016 SCHEDULE

9/3	at Allegheny	7:00 p.m.
9/10	SAINT VINCENT*	7:00 p.m.
9/17	BETHANY*	1:00 p.m.
9/24	at Geneva*	3:00 p.m.
10/1	WASH & JEFF*	3:00 p.m.
10/15	at Case*	1:00 p.m.
10/22	at Carnegie Mellon*	1:00 p.m.
10/29	WAYNESBURG*	7:00 p.m.
11/5	THOMAS MORE*	1:00 p.m.
11/12	at Grove City*	1:30 p.m.

2015 RESULTS (2-8/1-8 PAC)

Sept. 5	ALLEGHENY	W, 37-21
Sept. 12	at Bethany*	L, 51-16
Sept. 19	at Thomas More*	L, 60-12
Sept. 26	CASE WESTERN RESERVE*	L, 41-6
Oct. 3	at Saint Vincent*	L, 65-14
Oct. 10	Westminster*	L, 49-6
Oct. 24	at Waynesburg*	L, 28-15
Oct. 31	CARNEGIE MELLON	L, 73-19
Nov. 7	at Washington & Jefferson*	L, 65-28
Nov. 14	GROVE CITY*	W, 28-23

* Presidents' Athletic Conference contest



THE COLLEGE OF WOOSTER

Week Two - September 10 - 7 p.m.
John P. Papp Stadium - Wooster, OH

Location Wooster, Ohio
Founded 1866
Enrollment 2,058
Nickname Fighting Scots
Colors Black and Gold
Home Stadium John P. Papp Stadium
Capacity 4,500
Surface Sprinturf
Conference North Coast Athletic Conference
President Sarah Bolton
Director of Athletics Keith Beckett
Sports Information Director Kevin Smith

All-Time Football Record 523-447-42
Years in Postseason 1
Last NCAA Appearance 2004
Head Coach Frank Colaprete
Alma Mater John Carroll '96
Career Record 13-17 (3 yrs)
Record at Wooster 13-17 (3 yrs)
2015 Overall Record 2-8
2015 NCAC Record 2-7
Series Allegheny leads 20-17
First/Last Meeting 1905/2015

2016 SCHEDULE

Sept. 3	at Washington & Jeff.	1:00 p.m.
Sept. 10	ALLEGHENY*	7:00 p.m.
Sept. 17	DEPAUW*	2:00 p.m.
Sept. 24	at Denison*	1:00 p.m.
Oct. 1	WITTENBERG*	2:00 p.m.
Oct. 15	at Oberlin*	3:00 p.m.
Oct. 22	at Wabash*	1:30 p.m.
Oct. 29	KENYON*	1:00 p.m.
Nov. 5	HIRAM*	1:00 p.m.
Nov. 12	at Ohio Wesleyan*	1:00 p.m.

2015 RESULTS (2-8/2-7 NCAC)

Sept. 5	WASHINGTON & JEFFERSON	L, 56-10
Sept. 12	at Allegheny*	W, 28-13
Sept. 19	at DePauw*	L, 49-20
Sept. 26	DENISON*	L, 31-17
Oct. 3	at Wittenberg*	L, 24-0
Oct. 17	OBERLIN*	L, 28-23
Oct. 24	WABASH*	L, 55-7
Oct. 31	at Kenyon*	W, 49-42
Nov. 7	at Hiram*	L, 40-36

* North Coast Athletic Conference contest



WABASH COLLEGE

Week Three - September 17 - 1 p.m.
Bryan P. Hollett Stadium - Crawfordsville IN

Location Crawfordsville, Ind.
Founded 1832
Enrollment 900 (men only)
Nickname Little Giants
Colors Scarlet
Home Stadium Bryan P. Hollett Stadium
Capacity 5,000
Surface FieldTurf
Conference North Coast Athletic Conference
President Dr. Gregory Hess
Director of Athletics Joe Haklin
Sports Information Director R. Brent Harris

All-Time Football Record 664-383-59
Years in Postseason 9
Last NCAA Appearance 2015
Head Coach Don Morel
Alma Mater La Verne '87
Career Record 48-59 (12 yrs)
Record at Wabash 0-0 (1st yr)
2015 Overall Record 12-1
2015 NCAC Record 9-0
Series Wabash leads 12-4
First/Last Meeting 2000/2015

2016 SCHEDULE


Sept. 3	at Albion	6:00 p.m.
Sept. 17	ALLEGHENY*	1:00 p.m.
Sept. 24	at Wittenberg*	1:00 p.m.
Oct. 1	at Hiram*	1:00 p.m.
Oct. 8	OBERLIN*	2:00 p.m.
Oct. 15	at Kenyon*	1:00 p.m.
Oct. 22	WOOSTER*	1:30 p.m.
Oct. 29	at Ohio Wesleyan*	1:00 p.m.
Nov. 5	at Denison*	1:00 p.m.
Oct. 12	DEPAUW*	1:07 p.m.

2015 RESULTS (12-1/9-0 NCAC)

Sept. 5	at Hampden-Sydney	W, 35-3
Sept. 19	at Allegheny*	W, 54-0
Sept. 25	WITTENBERG*	W, 42-14
Oct. 3	HIRAM*	W, 38-0
Oct. 10	at Oberlin*	W, 55-18
Oct. 17	KENYON*	W, 35-0
Oct. 24	at Wooster*	W, 55-7
Oct. 31	OHIO WESLEYAN*	W, 34-10
Nov. 7	DENISON*	W, 38-7
Nov. 14	at DePauw*	W, 45-17
Nov. 21	ALBION^^	W, 35-14
Nov. 28	at Thomas More^^	W, 33-27 (ot)
Dec. 5	at St. Thomas^^	L, 38-7

* North Coast Conference contest

^^ NCAA Division III National Playoffs



2016 OPPONENTS

KENYON COLLEGE

Week Four - September 24 - 1 p.m.
McBride Field - Gambier, OH

Location Gambier, Ohio
 Founded 1824
 Enrollment 1,650
 Nickname Lords
 Colors Purple and White
 Home Stadium McBride Field
 Capacity 1,750
 Surface SportSpeed
 Conference North Coast Athletic Conference
 President Sean Decatur
 Director of Athletics Peter Smith
 Sports Information Director Marty Fuller

All-Time Football Record 361-630-47
 Years in Postseason 0
 Last NCAA Appearance N/A
 Head Coach Chris Monfiletto
 Alma Mater Davidson '04
 Career Record 13-27 (4 yrs)
 Record at Kenyon 13-27 (4 yrs)
 2015 Overall Record 2-8
 2015 NCAC Record 2-7
 Series Allegheny leads 23-10
 First/Last Meeting 1911/2015

2016 SCHEDULE

Sept. 3 SEWANEE 12:00 p.m.
 Sept. 10 OBERLIN* 1:00 p.m.
 Sept. 17 at Hiram* 1:00 p.m.
 Sept. 24 ALLEGHENY* 1:00 p.m.
 Oct. 1 at DePauw* 1:00 p.m.
 Oct. 8 at Ohio Wesleyan* 2:00 p.m.
 Oct. 15 WABASH* 1:00 p.m.
 Oct. 29 at Wooster* 1:00 p.m.
 Nov. 5 at Wittenberg* 1:00 p.m.
 Nov. 12 DENISON* 1:00 p.m.

2015 RESULTS (2-8/2-7 NCAC)

Sept. 6 at Sewanee L, 31-21
 Sept. 12 at Oberlin* L, 28-24
 Sept. 19 HIRAM* W, 34-17
 Sept. 26 at Allegheny* W, 32-17
 Oct. 3 DEPAUW* L, 38-16
 Oct. 10 OHIO WESLEYAN* L, 23-20 (2 ot)
 Oct. 17 at Wabash* L, 35-0
 Oct. 31 WOOSTER* L, 49-42
 Nov. 7 WITTENBERG* L, 45-21
 Nov. 14 at Denison* L, 30-17

* North Coast Athletic Conference contest



OBERLIN COLLEGE

Week Five - October 1, 2016
Frank B. Fuhrer Field - Meadville, Pa.

Location Oberlin, Ohio
 Founded 1833
 Enrollment 2,900
 Nickname Yeomen
 Colors Crimson and Gold
 Home Stadium Bailey Field
 Capacity 3,000
 Surface Field Turf
 Conference North Coast Athletic Conference
 President Marvin Krislov
 Director of Athletics Natalie Winkelfoos
 Sports Information Director Michael Mancini

All-Time Football Record 399-610-36
 Years in Postseason 0
 Last NCAA Appearance N/A
 Head Coach Jay Anderson
 Alma Mater Toledo '03
 Career Record 5-15 (3 yrs)
 Record at Oberlin 5-15 (3 yrs)
 2015 Overall Record 3-7
 2015 NCAC Record 3-6
 Series Allegheny leads 26-22-10
 First/Last Meeting 1907/2015

2016 SCHEDULE

Sept. 3 at Kalamazoo 1:00 p.m.
 Sept. 10 at Kenyon* 1:00 p.m.
 Sept. 17 DENISON* 6:00 p.m.
 Sept. 24 OHIO WESLEYAN* 6:00 p.m.
 Oct. 1 at Allegheny* 1:30 p.m.
 Oct. 8 at Wabash* 1:00 p.m.
 Oct. 15 WOOSTER* 3:00 p.m.
 Oct. 29 WITTENBERG* 3:00 p.m.
 Nov. 5 DEPAUW* 1:00 p.m.
 Nov. 12 at Hiram* 1:00 p.m.

2015 RESULTS (3-7, 3-6 NCAC)

Sept. 5 BROCKPORT L, 44-7
 Sept. 12 KENYON* W, 28-24
 Sept. 19 at Denison* L, 45-0
 Sept. 26 at Ohio Wesleyan* L, 55-42
 Oct. 3 ALLEGHENY* W, 48-9
 Oct. 10 WABASH* L, 55-18
 Oct. 17 at Wooster* W, 28-23
 Oct. 31 at Wittenberg* L, 62-2
 Nov. 7 at DePauw* L, 53-0
 Nov. 14 HIRAM* L, 24-21

* North Coast Athletic Conference contest



DePAUW UNIVERSITY

Week Six - October 15, 2016
Frank B. Fuhrer Field - Meadville, Pa.

Location Greencastle, Ind.
 Founded 1837
 Enrollment 2,200
 Nickname Tigers
 Colors Black and Gold
 Home Stadium Blackstock Stadium
 Capacity 3,350
 Surface AstroTurf Gameday Grass
 Conference North Coast Athletic Conference
 President Dr. Brian W. Casey
 Director of Athletics Stevie Watson-Baker
 Sports Information Director Bill Wagner

All-Time Football Record 565-489-40
 Years in Postseason 2
 Last NCAA Appearance 2010
 Head Coach Bill Lynch
 Alma Mater Butler '77
 Career Record 119-109-3 (22 yrs)
 Record at DePauw 27-13 (4 yrs)
 2015 Overall Record 8-2
 2015 NCAC Record 7-2
 Series DePauw leads, 3-2
 First/Last Meeting 2011/2015

2016 SCHEDULE

Sept. 10 MOUNT ST. JOSEPH 1:00 p.m.
 Sept. 17 at Wooster* 2:00 p.m.
 Sept. 24 HIRAM* 1:00 p.m.
 Oct. 1 KENYON* 1:00 p.m.
 Oct. 8 at Wittenberg* 1:00 p.m.
 Oct. 15 at Allegheny* 1:00 p.m.
 Oct. 22 OHIO WESLEYAN* 1:00 p.m.
 Oct. 29 DENISON* 2:00 p.m.
 Nov. 5 at Oberlin* 1:00 p.m.
 Nov. 12 at Wabash* 1:07 p.m.

2015 RESULTS (8-2/7-2 NCAC)

Sept. 12 at Earlham W, 53-0
 Sept. 19 WOOSTER* W, 49-20
 Sept. 26 at Hiram* W, 45-7
 Oct. 3 at Kenyon* W, 38-16
 Oct. 10 WITTENBERG* W, 35-30
 Oct. 17 ALLEGHENY* W, 50-0
 Oct. 24 at Ohio Wesleyan* L, 27-22
 Oct. 31 at Denison* W, 31-29
 Nov. 7 OBERLIN* W, 53-0
 Nov. 14 WABASH* L, 45-17

* North Coast Athletic Conference contest



2016 OPPONENTS

DENISON UNIVERSITY

Week Seven - October 22 - 2 p.m.
Deeds Field - Granville, OH

Location Granville, Ohio
Founded 1831
Enrollment 2,150
Nickname Big Red
Colors Red and White
Home Stadium Deeds Field at Piper Stadium
Capacity 3,000
Surface Field Turf
Conference North Coast Athletic Conference
President Dr. Adam Weinberg
Director of Athletics Nan Carney-DeBord
Sports Information Director Craig Hicks

All-Time Football Record 547-485-57
Years in Postseason 1
Last NCAA Appearance 1985
Head Coach Jack Hatem
Alma Mater Rio Grande '82
Career Record 33-27 (6 yrs)
Record at Denison 33-27 (6 yrs)
2015 Overall Record 7-3
2015 NCAC Record 6-3
Series Allegheny leads 22-8
First/Last Meeting 1984/2015


2016 SCHEDULE

Sept. 5 at Marietta 7:00 p.m.
Sept. 17 at Oberlin* 6:00 p.m.
Sept. 24 WOOSTER* 1:00 p.m.
Oct. 1 OHIO WESLEYAN* 1:00 p.m.
Oct. 8 at Hiram* 7:30 p.m.
Oct. 15 WITTENBERG* 7:00 p.m.
Oct. 22 ALLEGHENY* 2:00 p.m.
Oct. 29 at DePauw* 2:00 p.m.
Nov. 5 WABASH* 1:00 p.m.
Nov. 12 at Kenyon* 1:00 p.m.

2015 RESULTS (7-3/6-3 NCAC)

Sept. 5 MARIETTA W, 41-14
Sept. 19 OBERLIN* W, 45-0
Sept. 26 at Wooster* W, 31-17
Oct. 3 at Ohio Wesleyan* W, 10-9
Oct. 10 HIRAM* W, 17-6
Oct. 17 at Wittenberg* L, 45-14
Oct. 24 at Allegheny* W, 33-7
Oct. 31 DEPAUW* L, 31-29
Nov. 7 at Wabash* L, 38-7
Nov. 14 KENYON* W, 30-17

* North Coast Athletic Conference contest



HIRAM COLLEGE

Week Eight - October 29 - 1 p.m.
Charles Henry Field - Hiram, OH

Location Hiram, Ohio
Founded 1850
Enrollment 1,100
Nickname Terriers
Colors Blue and Red
Home Stadium Charles Henry Field
Capacity 2,000
Surface Field Turf
Conference North Coast Athletic Conference
President Dr. Lori Varlotta
Director of Athletics Ellen Dempsey
Sports Information Director Andrew Korba

All-Time Football Record 274-640-31
Years in Postseason 1
Last NCAA Appearance 1987
Head Coach Henry Stanford
Alma Mater Ohio State '98
Career Record 0-0 (1st yr)
Record at Hiram 0-0 (1st yr)
2015 Overall Record 4-6
2015 NCAC Record 4-5
Series Allegheny leads 31-13-2
First/Last Meeting 1909/2015

2016 SCHEDULE

Sept. 3 at Westminster 7:00 p.m.
Sept. 17 KENYON* 1:00 p.m.
Sept. 24 at DePauw* 1:00 p.m.
Oct. 1 WABASH* 1:00 p.m.
Oct. 8 DENISON* 7:30 p.m.
Oct. 15 at Ohio Wesleyan* 1:00 p.m.
Oct. 22 at Wittenberg* 1:00 p.m.
Oct. 29 ALLEGHENY* 1:00 p.m.
Nov. 5 at Wooster* 1:00 p.m.
Nov. 12 OBERLIN* 1:00 p.m.

2015 RESULTS (4-6/4-5 NCAC)

Sept. 5 WESTMINSTER L, 17-9
Sept. 19 at Kenyon* L, 34-17
Sept. 26 DEPAUW* L, 45-7
Oct. 3 at Wabash* L, 38-0
Oct. 10 at Denison* L, 17-6
Oct. 17 OHIO WESLEYAN* W, 32-21
Oct. 24 WITTENBERG* L, 27-10
Oct. 31 at Allegheny* W, 43-13
Nov. 7 WOOSTER* W, 40-36
Nov. 14 at Oberlin* W, 24-21

* North Coast Athletic Conference contest



OHIO WESLEYAN UNIV.

Week Nine - November 5 - 1 p.m.
Frank B. Fuhrer Field - Meadville, Pa.

Location Delaware, Ohio
Founded 1842
Enrollment 1,850
Nickname Battling Bishops
Colors Red and Black
Home Stadium Selby Stadium
Capacity 9,100
Surface Omni Grass
Conference North Coast Athletic Conference
President Dr. Rock Jones
Director of Athletics Roger Ingles
Sports Information Director Mark Beckenbach

All-Time Football Record 580-502-44
Years in Postseason 1
Last NCAA Appearance 1971
Head Coach Tom Watts
Alma Mater Hanover '02
Career Record 25-15 (4 yrs)
Record at Ohio Wesleyan 25-15 (4 yrs)
2015 Overall Record 5-5
2015 NCAC Record 5-4
Series Allegheny leads 21-9
First/Last Meeting 1984/2015

2016 SCHEDULE

Sept. 3 at Mary Hardin-Baylor 7:00 p.m.
Sept. 17 WITTENBERG* 7:00 p.m.
Sept. 24 at Oberlin* 6:00 p.m.
Oct. 1 at Denison* 1:00 p.m.
Oct. 8 KENYON* 2:00 p.m.
Oct. 15 HIRAM* 1:00 p.m.
Oct. 22 at DePauw* 1:00 p.m.
Oct. 29 WABASH* 1:00 p.m.
Nov. 5 at Allegheny* 1:00 p.m.
Nov. 12 WOOSTER* 1:00 p.m.

2015 RESULTS (5-5/5-4 NCAC)

Sept. 5 MARY HARDIN-BAYLOR L, 42-3
Sept. 19 at Wittenberg* L, 42-21
Sept. 26 OBERLIN* W, 55-42
Oct. 3 DENISON* L, 10-9
Oct. 10 at Kenyon* W, 23-20 (2 ot)
Oct. 17 at Hiram* L, 32-21
Oct. 24 DEPAUW* W, 27-22
Oct. 31 at Wabash* L, 34-10
Nov. 7 ALLEGHENY* W, 39-9
Nov. 14 at Wooster* W, 59-28

* North Coast Athletic Conference contest



2016 Allegheny Football Game Notes • Week One • Allegheny vs. Thiel

WITTENBERG UNIVERSITY

Week Ten - November 12 - 1 p.m.
Frank B. Fuhrer Field - Meadville, Pa.

Location	Springfield, Ohio
Founded	1845
Enrollment	1,900
Nickname	Tigers
Colors	Red and White
Home Stadium	Edwards-Maurer Field
Capacity	3,000
Surface	AstroTurf Prestige
Conference	North Coast Athletic Conference
President	Laurie M. Joyner
Director of Athletics	Gary Williams
Sports Information Director	Kuris Duggan
All-Time Football Record	744-357-32
Years in Postseason	17
Last NCAA Appearance	2014
Head Coach	Joe Fincham
Alma Mater	Ohio University '88
Career Record	181-41 (20 yrs)
Record at Wittenberg	181-41 (20 yrs)
2015 Overall Record	8-2
2015 NCAC Record	7-2
Series	Wittenberg leads 18-19
First/Last Meeting	1989/2014

2016 SCHEDULE

Sept. 5	at Capital	1:30 p.m.
Sept. 19	OHIO WESLEYAN*	7 p.m.
Sept. 26	at Wabash*	1 p.m.
Oct. 3	WOOSTER*	1 p.m.
Oct. 10	at DePauw*	2 p.m.
Oct. 17	DENISON*	7 p.m.
Oct. 24	at Hiram*	1 p.m.
Oct. 31	OBERLIN*	1 p.m.
Nov. 7	at Kenyon*	1 p.m.
Nov. 14	ALLEGHENY*	1 p.m.

2015 RESULTS (8-2/7-2 NCAC)

Sept. 5	at Capital	W, 38-27
Sept. 19	OHIO WESLEYAN*	W, 42-21
Sept. 26	at Wabash*	L, 42-14
Oct. 3	WOOSTER*	W, 24-0
Oct. 10	at DePauw*	L, 35-30
Oct. 17	DENISON*	W, 45-14
Oct. 24	at Hiram*	W, 27-10
Oct. 31	OBERLIN*	W, 62-2
Nov. 7	at Kenyon*	W, 45-21
Nov. 14	ALLEGHENY*	W, 63-0

* North Coast Athletic Conference contest



ALL-AMERICANS

AMERICAN FOOTBALL COACHES ASSOCIATION

2000	Bill Andrews (C)	1st Team
1997	Jim Mormino (RB)	1st Team
1996	Nick Reiser (DE/OLB)	1st Team
1995	Anson Park (OL)	1st Team
1994	Paul Bell (QB)	1st Team
1992	Ron Bendekovic (OL)	1st Team
1988	Mike Parker (DL)	1st Team
1987	Mike Mates (OL)	1st Team
1975	Charles Slater (OL)	1st Team

ASSOCIATED PRESS

1994	Matt Allison (OT)	1st Team
1994	Paul Bell (QB)	2nd Team
1994	Eric Winslow (DL)	3rd Team
1992	Ron Bendekovic (OG)	1st Team
1991	Tony Bifulco (DB)	3rd Team
1991	Stanley Drayton (RB)	1st Team
1990	Jeff Filkovski (QB)	2nd Team
1988	Mike Parker (DT)	1st Team
1987	Mike Mates (OT)	Hon Men
1987	Mike Parker (DT)	Hon Men
1986	Mike Parker (DT)	Hon Men
1976	Tibor Solymosi (RB)	Hon Men
1975	Charles Slater (OT)	3rd Team
1975	Tibor Solymosi (RB)	Hon Men
1974	Ed Pinkham (DB)	2nd Team
1974	Robyn Small (QB)	Hon Men
1969	Mike Ganey (QB)	Hon Men
1956	John Carman (DB)	Hon Men
1956	James Villa (FB)	Hon Men

FOOTBALL GAZETTE/NEWS

2003	Brian Woods (RET)	3rd Team
2001	Shane Ream (RB)	1st Team
2000	Ken Achenbach (OT)	2nd Team
2000	Bill Andrews (C)	1st Team
2000	Shane Ream (RB)	2nd Team
1999	Bill Andrews (C)	3rd Team
1999	Corey Belaney (LB)	2nd Team
1997	Jim Mormino (RB)	2nd Team
1996	Chris Conrad (WR/RET)	1st Team
1996	Mark O'Loughlin (OT)	2nd Team
1996	Nick Reiser (LB/DE)	1st Team
1995	Brian Adams (OT)	2nd Team
1995	Anson Park (OG)	3rd Team
1994	Matt Allison (OT)	2nd Team
1994	Paul Bell (QB)	1st Team
1994	Eric Winslow (DT)	Hon Men
1993	Paul Bell (QB)	Hon Men
1993	Rob Gardner (WR/RET)	Hon Men
1993	Bob Kalkowski (LB)	Hon Men
1993	Brad Goe (C)	2nd Team
1993	Eric Winslow (DT)	2nd Team
1992	Stanley Drayton (RB)	2nd Team
1992	Wayne Mack (LB)	Hon Men
1992	Kurt Reiser (TE)	Hon Men
1991	Ron Bendekovic (OG)	2nd Team
1991	Tony Bifulco (DB)	1st Team
1991	Ben Cammarano (QB)	Hon Men
1991	Stanley Drayton (RB)	1st Team
1991	Wayne Mack (LB)	2nd Team
1990	Tony Bifulco (DB)	3rd Team
1990	Jeff Filkovski (QB)	1st Team
1990	Darren Hadlock (LB)	Hon Men
1990	John Marzka (C)	Hon Men
1989	Tony Bifulco (DB)	3rd Team
1989	John Marzka (C)	Hon Men
1988	Mike Parker (DL)	1st Team
1987	Mike Mates (OT)	2nd Team
1987	Mike Parker (DL)	1st Team

ALLEN GOULD ALL-AMERICA TEAM

1937	Horace Lavelly Jr. (HB)	Hon Men
------	-------------------------	---------

GRANTLAND RICE-COLLIERS ALL-AMERICA

1931	Robert Garbark (RB)	
------	---------------------	--

COSIDA ALL-AMERICA TEAM*

2003	Brian Woods (RET)	3rd Team
2000	Bill Andrews (C)	2nd Team
2000	Shane Ream (RB)	2nd Team
1999	Corey Belaney (LB)	Hon Men
1999	David Monaghan (DE)	Hon Men
1998	Zach Kessler (OG)	Hon Men
1997	Willie Green (DB)	Hon Men
1997	Zach Kessler (OG)	2nd Team
1997	Jim Mormino (RB)	3rd Team
1996	Jim Adamson (QB)	3rd Team
1996	Chris Conrad (WR/RET)	1st Team
1995	Bob Tatsch (DT)	1st Team
1995	Brian Adams (DT)	1st Team
1995	Nick Reiser (DE/OLB)	1st Team
1994	Matt Allison (OT)	1st Team
1994	Paul Bell (QB)	1st Team
1994	Marvin Farr (DB)	1st Team
1994	Eric Winslow (DT)	2nd Team
1993	Brad Goe (C)	2nd Team
1993	Eric Winslow (DT)	3rd Team
1992	Ron Bendekovic (OG)	2nd Team
1992	Stanley Drayton (RB)	1st Team
1991	Ron Bendekovic (OG)	1st Team
1991	Tony Bifulco (DB)	1st Team
1991	Stanley Drayton (RB)	1st Team
1991	Jeff Pearson (DT)	Hon Men
1990	Jeff Filkovski (QB)	1st Team
1990	David LaCarte (S)	1st Team
1990	John Marzka (C)	1st Team
1989	Tom Gebhardt (DT)	Hon Men
1987	Mike Mates (OT)	1st Team
1987	Mike Parker (DT)	1st Team
1982	Bob Fraser (DL)	Hon Men
1982	Jerome Nelson (S)	Hon Men

* The Award changed sponsors numerous times;
COSIDA/SID's - 1982, 1994, 2003
Champion - 1990-93; Pizza Hut - 1987-1989
Hewlett Packard - 1995-2000

D3PRODAY.COM

2011	Sam Taylor (OT)	2nd Team
------	-----------------	----------

COSIDA ACADEMIC ALL-AMERICA

2013	Brad Burkley (LB)	2nd Team
2010	Rob Carlisle (TE)	1st Team
2003	Aaron Polack (P)	2nd Team
1982	Michael Sidor (DT)	2nd Team
1981	Kevin Baird (P)	1st Team

NCAA POSTGRADUATE SCHOLARSHIPS

2010	Rob Carlisle
1997	Nick Reiser
1992	Darren Hadlock
1965	David Wion

