



ALLEGHENY COLLEGE 2016 GATOR FOOTBALL

1990 NCAA National Champions • 67 All-Americans • Nine NCAC Championships

GAME #9
Allegheny Gators
vs.
Ohio Wesleyan Battling Bishops

Saturday, November 5 - 1:00 p.m.
Frank B. Fuhrer Field - Meadville, Pa.

ON THE AIR

Live Video/Live Stats

<http://portal.stretchinternet.com/allegheny>
Play by Play: Ray Reisdorph Jr.
Color Commentary: Victor P. Kress '60

Radio/Streaming Audio

COOL 101.7 FM WMVL
<http://www.cool1017online.com/>
Play by Play: Chuck Stopp
Color Commentary: Steven G. Folmar

ALLEGHENY COACHING STAFF

B.J. HammerHead Coach
Kyle Derickson Offensive Coordinator
Randy Moore Defensive Coordinator
Kevin Waters Guards/Centers
Justin Smith Offensive Tackles
Ed Raby Defensive Line/Spec. Teams
Mike Deitrick Running Backs
A.J. Akinribade Linebackers

OHIO WESLEYAN COACHING STAFF

Tom WattsHead Coach
Pat Delaney Defensive Coordinator
Ian Formaz Co-Offensive Coordinator
Mike Ward Co-Offensive Coordinator
Ron Wooten Running Backs/Tight Ends
Bo Heinemann Defensive Backs
Romello Cook Defensive Backs
Ulysses Hall Defensive Tackles
Josh Runda Special Teams

FOLLOW GATOR ATHLETICS!



TWITTER
[@GatorSports](https://twitter.com/GatorSports)



INSTAGRAM
[ACGatorSports](https://www.instagram.com/ACGatorSports)

THIS WEEK: The Gators enter the home stretch of the 2016 schedule, hosting Ohio Wesleyan at Frank B. Fuhrer Field. Allegheny is looking to bounce back from a 42-14 defeat at Hiram, a game in which the Gators trailed just 20-14 midway through the second quarter, only to see Hiram respond with the final three touchdowns. The Terriers out-gained the Gators 541-236 in total offense, including 336 rushing yards. The Gators' Alex Victor and Ben Bachik each caught touchdown passes from quarterback Logan Lee, while freshman corner Adrian Garcia made nine tackles, and junior linebacker Travis Thomas eight.



Ohio Wesleyan saw its three-game winning streak come to an end last Saturday, falling 28-0 to NCAC co-leader Wabash. The Battling Bishops tallied 19 first downs

and committed just one turnover, but went just 3-for-12 on third downs, and scoreless in three red zone trips. Ohio Wesleyan quarterback Dominick Orsini currently ranks third in the North Coast Athletic Conference with 556 rushing yards and fourth with five rushing TD's, while defensively, Torrii Hilbert has a conference-leading four interceptions. The Battling Bishops will be looking for their fifth straight win in the series with the Gators.

GATORS AT A GLIMPSE

2016 SCHEDULE/RESULTS

Overall: 1-7 • Home: 1-2 • Road: 0-5

DATE	OPPONENT	TIME/RES
S3	THIEL	L, 21-44
S10	at Wooster*	L, 40-49
S17	at Wabash*	L, 7-59
S24	at Kenyon*	L, 7-31
O1	OBERLIN*%	W, 26-21
O15	DEPAUW*	L, 21-69
O22	at Denison*	L, 28-42
O29	at Hiram*	L, 14-42
N5	OHIO WESLEYAN*	1:00 p.m.
N12	WITTENBERG*	1:00 p.m.

* NCAC Opponent %Homecoming

STATISTICAL LEADERS

Rushing

Tyler Balla 100 att/353 yds/3.5 avg/2 TD
Brandon Sellers 43 att/185 yds/4.3 avg

Receiving

John McFarland 36 rec/435 yds/12.1 avg/1 TD
Alex Victor 33 rec/542 yds/16.4 avg/8 TD
Ben Bachik 17 rec/208 yds/12.2 avg/3 TD

Passing

Logan Lee 103-222/1374 yds/14 TD/8 INT

Kicking

Ben Ziolkowski 4-6 FG (28 lg)/20-21 XP

Tackles

Tristan Rhoades 48 sol/25 ast/73 tot/3.5 TFL
Marcus Davenport 26 sol/20 ast/46 tot/9.0 TFL
Freddy Ruiz 23 sol/21 ast/44 tot/5.5 TFL

BATTLING BISHOPS AT A GLANCE

2016 SCHEDULE/RESULTS

Overall: 4-4 • Home: 2-2 • Road: 2-2

DATE	OPPONENT	TIME/RES
S3	at Mary Hardin-Baylor	L, 0-56
S17	WITTENBERG*	L, 7-33
S24	at Oberlin*	W, 29-16
O1	at Denison*	L, 14-21
O8	KENYON*	W, 25-17
O15	HIRAM*	W, 28-21
O22	at DePauw*	W, 37-15
O29	WABASH*	L, 0-28
N5	at Allegheny*	1:00 p.m.
N12	WOOSTER*	1:00 p.m.

*NCAC Opponent

STATISTICAL LEADERS

Rushing

Dominick Orsini 101 att/556 yds/5.5 avg/5 TD
TraVon Wilkes 51 att/247 yds/4.7 avg/1 TD
Jesse Beachy 64 att/201 yds/3.1 avg/1 TD

Receiving

Cheyne Lacanaria 44 rec/306 yds/7.0 avg/1 TD
Ross Hickenbottom 39 rec/502 yds/12.9 avg/5 TD

Passing

Dominick Orsini 109-183/999 yds/6 TD/6 INT

Kicking

Tim Shadoan 2-7 FG (33 lg)/16-16 XP

Tackles

Gary Brodek 27 sol/55 ast/82 tot/5.5 TFL
Keaton Leppla 20 sol/32 ast/52 tot/3.5 TFL
Mason Tomblin 23 sol/26 ast/49 tot/8.5 TFL

2016 Allegheny Football Game Notes • Week Nine • Allegheny vs. Ohio Wesleyan

ALLEGHENY COLLEGE QUICK FACTS

Location Meadville, Pa.
 Founded 1815
 Enrollment 2,100
 Nickname Gators
 Colors Blue and Gold
 Affiliation NCAA Division III
 Conference North Coast AC
 President Dr. James Mullen
 Home Stadium Frank B. Fuhrer Field
 Capacity 3,700
 Surface Field Turf
 Address 204 Park Ave.
 Meadville, Pa. 16335

ALLEGHENY ATHLETICS STAFF

Director of Athletics Portia Hoeg
 Associate Athletic Director Bill Ross
 Associate Athletic Director Mandy Prusia
 Mgr. of Athletic Operations Samantha Avery
 Head Athletic Trainer Jamie Plunkett
 Assistant Athletic Trainer Kahla Maguire
 Assistant Athletic Trainer Devin Skinner
 Dir. of Equipment/Facilities Ron Clements
 Asst. Equipment Manager Kari Beth Spaid

FOOTBALL HISTORY

First Season of Football 1893
 All-Time Record 502-465-43
 All-Time NCAC Record 141-91
 NCAA Playoff Appearances/Last 8/2003
 NCAC Championships 9/2003
 NCAA Championships 1/1990

ATHLETIC COMMUNICATIONS

Dir. of Athletic Communications Jim Berger
 Office Phone (814) 332-5952
 Email jberger@allegheny.edu
 Assistant SID Jeremy Smith
 Office Phone (814) 332-2812
 Email jsmith2@allegheny.edu
 Mailing Address 520 N. Main Street
 Box AC
 Meadville, Pa. 16335
 Athletics Website www.alleghenygators.com
 Athletics Twitter @GatorSports
 Athletics Instagram ACGatorSports

MEDIA INFORMATION

Interviews of Allegheny coaches and athletes shall be arranged through the school's office of athletic communications. On gameday, locker rooms are closed to the media. Following the game, players will be available for interview upon request once they are dismissed by the coaching staff. Due to extremely limited press box space, requests for press box and media credentials should be made to Jim Berger no later than 48 hours before each game.

WILSON MAKES NATIONAL NEWS

In the second quarter of last Saturday's game at Hiram, junior Jake Wilson became the NCAA Division III all-time single-season record holder for kick return yards, as he now has 1,059 on 43 returns. The number breaks the previous mark of 1,039 set by Knox College's Mike Schroeder in 2012. This season, Wilson has posted the top three single-game return yard marks in program history, highlighted by a 223-yard effort on five returns in week one against Thiel, and 209 yards on eight returns a week later at Wooster. In addition to leading the conference in kick return yardage, Wilson leads the NCAC in all-purpose yards per game at 155.9, which ranks 25th in NCAA Division-III.

VICTOR SCORING AT PROLIFIC PACE

Last week at Hiram, freshman Alex Victor tallied his eighth receiving touchdown of the season, and ninth total score, on a five-yard reception from Logan Lee midway through the first quarter. The nine total touchdowns and eight touchdown receptions both are tied for the NCAC lead, while he is just the eighth player in team history, and first since 2010 (Terry Hartford), to catch at least eight TD's in a single season.

ALLEGHENY SINGLE-SEASON TD RECEPTIONS

No	Player	Season
12	Jay Lewis	1969
11	Dallas Robinson	2006
10	Jon Turner	2001
10	Ronnie Anderson	1996
10	Julio Lacayo	1990
8	Terry Hartford	2010
8	Brian Woods	2003
8	Brian Woods	2001
8	Andy McKenzie	1994
8	Alex Victor	2016

MCFARLAND ENTERS TOP-10 ON CAREER RECEPTIONS LIST

After hauling in three catches for a team-high 57 yards in week eight at Hiram, senior tight end and team co-captain John McFarland holds the team lead with 36 receptions on the season. For his career, McFarland is tied for ninth in program history with 86 receptions, the second-highest number among tight ends, behind only Nathan Six, who recorded 102 catches between 1995-98 and was a three-time First Team All-North Coast Athletic Conference selection.

HOME SWEET HOME

This week marks the 31st meeting all-time between the Gators and Battling Bishops, and will be the 17th played at Frank B. Fuhrer Field. On their home turf, Allegheny has enjoyed success against Ohio Wesleyan, winning 13 of the previous 16 matchups in Meadville.

MR. VERSATILE

Allegheny senior Tyler McLaughlin has been proven to be a jack of all trades during his four-year career with the Gators. As a freshman and sophomore in 2013-14, McLaughlin appeared in 13 games at quarterback, completing 37 passes for 320 yards and three touchdowns. He then made the transition to punter, and currently ranks fifth in the NCAC with an average of 36.8 yards on 46 kicks. He has recently added another position to his repertoire, as the East Stroudsburg, Pa. native saw extensive time at linebacker in week eight at Hiram, totaling four tackles, including one for a two-yard loss.

ALLEGHENY VS. OWU IN MEADVILLE

Season	Result
1985.....	Allegheny 16, Ohio Wesleyan 6
1986.....	Allegheny 21, Ohio Wesleyan 0
1988.....	Allegheny 10, Ohio Wesleyan 3
1990.....	Allegheny 14, Ohio Wesleyan 10
1993.....	Allegheny 51, Ohio Wesleyan 7
1995.....	Allegheny 61, Ohio Wesleyan 0
1996.....	Allegheny 35, Ohio Wesleyan 6
1999.....	Allegheny 17, Ohio Wesleyan 3
2000.....	Allegheny 22, Ohio Wesleyan 14
2003.....	Allegheny 20, Ohio Wesleyan 12
2005.....	Ohio Wesleyan 13, Allegheny 8
2006.....	Allegheny 30, Ohio Wesleyan 13
2008.....	Allegheny 10, Ohio Wesleyan 7
2010.....	Allegheny 41, Ohio Wesleyan 21
2012.....	Ohio Wesleyan 34, Allegheny 7
2014.....	Ohio Wesleyan 36, Allegheny 19

SENIOR SIGNAL CALLER CLIMBS PASSING LISTS

Allegheny senior quarterback Jon Nigro ranks among the team's career program leaders in a number of passing categories, as he is fifth in team history in pass completions (347), sixth in pass attempts (624), and seventh in passing yardage (3,404).

UP NEXT

Allegheny closes out the 2016 schedule next week, hosting Wittenberg at 1 p.m. at Frank B. Fuhrer Field. Prior to the game, the team's 13 seniors will be recognized in an on-field ceremony for their four years in the Blue and Gold.

2016 Allegheny Football Game Notes • Week Nine • Allegheny vs. Ohio Wesleyan

ALLEGHENY vs. OWU - THE MATCHUP

TEAM STATISTICS	ALL	OPP
SCORING	164	357
Points Per Game	20.5	44.6
FIRST DOWNS	129	179
RUSHING YARDAGE	733	2074
Average Per Rush	2.6	6.0
Average Per Game	91.6	259.2
TDs Rushing	5	36
PASSING YARDAGE	1511	1735
Comp-Att-Int	115-246-10	134-193-4
Average Per Game	188.9	216.9
TDs Passing	15	14
TOTAL OFFENSE	2244	3809
Average Per Game	280.5	476.1
INT RETURNS: #-Yards	4-51	10-136
KICK RETURN AVG	23.9	19.5
PUNT RETURN AVG	19.4	4.9
FUMBLES-LOST	21-11	14-7
PENALTIES-Yards	53-538	56-570
Average Per Game	67.2	71.2
PUNTS-Yards	53-1920	32-1160
Average Per Punt	36.2	36.2
TIME OF POSS/Gm	29:42	30:18
3RD-DOWN Conv	34/121	46/103
3rd-Down Pct	28%	45%
4TH-DOWN Conv	9/16	8/11
4th-Down Pct	56%	73%
SACKS BY-Yards	15-106	30-189
TOUCHDOWNS SCORED	22	50
FIELD GOALS-ATT	4-6	3-7
RED-ZONE SCORES	15-26	31-36
PAT ATTEMPTS	20-21	46-48

TEAM STATISTICS	OWU	OPP
SCORING	140	207
Points Per Game	17.5	25.9
FIRST DOWNS	156	165
RUSHING YARDAGE	1174	1413
Average Per Rush	3.8	4.2
Average Per Game	146.8	176.6
TDs Rushing	8	7
PASSING YARDAGE	1567	1664
Comp-Att-Int	165-293-12	150-276-7
Average Per Game	195.9	208.0
TDs Passing	9	15
TOTAL OFFENSE	2741	3077
Average Per Game	342.6	384.6
INT RETURNS: #-Yards	7-58	12-172
KICK RETURN AVG	24.3	18.9
PUNT RETURN AVG	10.3	15.4
FUMBLES-LOST	11-6	10-6
PENALTIES-Yards	58-525	72-693
Average Per Game	65.6	86.6
PUNTS-Yards	53-1866	46-1832
Average Per Punt	35.2	39.8
TIME OF POSS/Gm	27:28	32:32
3RD-DOWN Conv	47/133	54/135
3rd-Down Pct	35%	40%
4TH-DOWN Conv	5/17	8/19
4th-Down Pct	29%	42%
SACKS BY-Yards	15-109	17-94
TOUCHDOWNS SCORED	19	27
FIELD GOALS-ATT	2-7	7-10
RED-ZONE SCORES	12-20	19-26
PAT ATTEMPTS	16-16	24-27

ALLEGHENY vs. OWU - THE SERIES

THE SERIES: Today marks the 31st all-time meeting between the Gators and Battling Bishops in a series that dates back to 1984. Allegheny owns a 21-9 all-time record in the set, but the Battling Bishops have owned play as of late, winning four straight. The Gators' last win over Ohio Wesleyan came on Oct. 23, 2010, a 41-21 triumph at Frank B. Fuhrer Field.

LAST MEETING: On Nov. 7 of last season, Ohio Wesleyan showcased a big-play offense, while its defense forced three turnovers, in a 39-9 win in Delaware, Ohio. The Gators held a decided edge in time of possession (35:16-24:44) and matched Ohio Wesleyan's first down total, but the Battling Bishops scored three touchdowns of 40 yards or longer, and intercepted three Allegheny passes. Trailing 10-0 early in the second quarter, the Gators' Ben Ziolkowski put his team on the board with a 27-yard field goal. However, Ohio Wesleyan scored on its final possession of the first half, before the hosts scored three unanswered touchdowns, including an 88-yard pass from Dominick Orsini to Doug Sanders, to jump in front 39-3. The Gators closed out the day's scoring in the final seconds of the fourth quarter, when Juwan Campbell scored on a five-yard run. Jon Nigro completed 21 of 34 passes for 154 yards for Allegheny, with Tyler Balla recording nine receptions for 68 yards, and John McFarland six for 66. Orsini had a big day for the red and black, composing 24 of 31 passes for 316 yards and two touchdowns, while running for 106 yards and two scores on 11 carries. Cheyne Lacanaria recorded 10 receptions for 93 yards. Defensively, the Gators' Ben Capella and Travis Thomas each made eight tackles, while Tristan Rhoades finished with five stops and picked off his first career interception.

First Meeting	1984 (Ohio Wesleyan won, 21-17)
Series Record	Allegheny leads 21-9
In Meadville, Pa.	Allegheny leads, 13-3
In Delaware, Ohio	Allegheny leads, 8-6
Last Allegheny Win	2010 (41-21)
Last Ohio Wesleyan Win	2015 (39-9)
Last Allegheny Win in Meadville	2010 (41-21)
Last Ohio Wesleyan Win in Meadville	2014 (36-19)
Longest Gator Win Streak	11 (1990-2000)
Longest Battling Bishop Win Streak	4 (2012-present)

NCAC STANDINGS (as of 10/30)

	Conference			Overall		
	W	L	Pct	W	L	Pct
Denison	6	1	.857	7	1	.875
Wittenberg	6	1	.857	7	1	.875
Wabash	6	1	.857	7	1	.875
DePauw	5	2	.714	6	2	.750
Ohio Wesleyan	4	3	.571	4	4	.500
Wooster	3	4	.423	3	5	.375
Kenyon	2	5	.286	3	5	.375
Hiram	2	5	.286	2	6	.250
Allegheny	1	6	.143	1	7	.125
Oberlin	0	7	.000	0	8	.000

LAST WEEK'S RESULTS

October 29
 Hiram 42, Allegheny 14
 Wabash 28, Ohio Wesleyan 0
 Wooster 41, Kenyon 16
 DePauw 30, Denison 16
 Wittenberg 35, Oberlin 3

THIS WEEK'S SCHEDULE

November 5
 DePauw at Oberlin - 1 p.m.
 Wabash at Denison - 1 p.m.
 Hiram at Wooster - 1 p.m.
 Ohio Wesleyan at Allegheny - 1 p.m.
 Kenyon at Wittenberg - 1 p.m.

D3football.com Top 25 (10/31/16)

No	Team (1st pl)	Rec	Pts	Prev
1	Mount Union (14)	8-0	605	1
2	UW-Whitewater (2)	8-0	596	2
3	Mary Hardin-Baylor (8)	8-0	591	3
4	St. Thomas (1)	8-0	558	4
5	UW-Oshkosh	7-1	512	5
6	North Central (Ill.)	8-0	499	6
7	Linfield	6-1	456	7
8	St. John's	7-1	433	8
9	Johns Hopkins	8-0	428	9
10	Hardin-Simmons	7-1	381	10
11	UW-Platteville	6-2	348	11
12	Wheaton (Ill.)	7-1	343	12
13	Thomas More	8-1	317	13
14	Stevenson	8-0	296	14
15	Alfred	8-0	242	15
16	St. Lawrence	8-0	230	16
17	Coe	9-0	228	17
18	Salisbury	7-1	165	19
19	Wabash	7-1	162	20
20	John Carroll	7-1	156	21
21	East Texas Baptist	7-1	146	18
22	Wittenberg	7-1	89	23
23	St. John Fisher	7-1	79	24
24	Case Western Reserve	8-0	74	25
25	Monmouth	8-0	27	--

Others receiving votes: Wesley 20; Frostburg State 15; Western New England 14; **Denison 13**; Franklin 11; Berry 10; Concordia-Moorhead 10; Hobart 10; Whitworth 9; Huntingdon 8; Maryville (Tenn.) 6; Trinity (Conn.) 6; Muhlenberg 4; Centre 3; Olivet 2; Illinois Wesleyan 1; Randolph-Macon 1; Redlands 1.

2016 Allegheny Opponents in **Bold Italics**

TWO-DEEP DEPTH CHARTS

When Ohio Wesleyan has the ball...

ALLEGHENY DEFENSE

OLB	46	Colten Buzard	So	5-11	200
	53	Mike Smallshaw	Fr	5-11	205
DT	36	Jon Scroxtton	Sr	5-9	240
	90	Will Aeschbacher	Sr	6-1	265
DT	57	Matt Ledesma	Fr	5-11	220
	90	Will Aeschbacher	Sr	6-1	265
OLB	44	Jahnaaman Boone	Fr	5-0	200
	95	Miles Oladimeji	So	5-10	235
ILB	6	Travis Thomas	Jr	5-11	200
	9	Juwan Campbell	Sr	5-7	205
ILB	21	Freddy Ruiz	Jr	5-8	205
	40	Zi'Tear Wilson	Fr	5-10	195
S	41	Deangelo Logan	Fr	5-8	180
	24	Ben Capella	Sr	5-11	195
FS	10	Tristan Rhoades	So	5-11	200
	27	Silas Garrison	Fr	5-9	180
SS	2	Wyatt Boyler	Sr	6-1	195
	28	Adrian Garcia	Fr	5-10	160
CB	15	Craye Nehler	So	5-9	155
	34	Cole Morris	Fr	5-10	165
CB	11	David Perez	Fr	5-10	170
	17	Aryn Wrona	Fr	6-0	170

OHIO WESLEYAN OFFENSE

WR	18	Adrian Bishop	Sr	6-2	200
	8	Juwan Tye	Fr	6-0	180
WR	5	Tim Shadoan	Sr	5-6	170
	19	Doug Sanders	Sr	6-1	200
LT	71	Richard Spernoga	Jr	6-5	240
	74	Aleksei Pavloff	So	6-4	250
LG	78	Brooks Gilmore	Sr	6-1	260
	66	Ryan Rhodes	Fr	6-2	255
C	58	Stephen McGrath	Jr	6-5	310
	57	Zach Croftcheck	Sr	6-2	300
RG	64	London Bartholomew	Fr	6-2	290
	60	Riley Martin	Fr	6-1	265
RT	54	Ryan Ehrhardt	Jr	6-1	270
	77	Austen Kimbro	So	6-2	255
WR	7	Cheyne Lacanaria	Sr	5-11	185
	4	Wyatt Griffith	Jr	5-10	175
WR	23	Ross Hickenbottom	Sr	6-2	210
	3	Eugene Coleman	Sr	6-5	205
QB	13	Dominic Orsini	Sr	6-3	215
	12	Brian Berry	Jr	6-0	200
RB	2	Jesse Beachy	So	5-10	190
	29	Alex Barrett	Fr	6-0	215

ALLEGHENY SPECIALISTS

PK	1	Ben Ziolkowski	Sr	5-8	170	LS	55	Jake Reidenbach	So	5-11	245
	39	Zach Bednarowicz	So	5-10	180		6	Travis Thomas	Jr	5-11	200
H	8	Jon Nigro	Sr	5-10	185	PR	3	Jake Wilson	Jr	5-8	195
	94	Cody Wendt	So	5-10	180		26	Alex Victor	Fr	5-7	155
P	13	Tyler McLaughlin	Sr	6-1	190	KR	3	Jake Wilson	Jr	5-8	190
	94	Cody Wendt	So	5-10	180		34	Cole Morris	Fr	5-10	160

TWO-DEEP DEPTH CHARTS

When Allegheny has the ball...

ALLEGHENY OFFENSE

LT	78	Andrew Murphy	Jr	6-1	245
	60	Dom Antinozzi	Fr	6-1	280
LT	60	Dom Antinozzi	Fr	6-1	280
	72	Anthony Florimbio	So	5-11	245
C	67	Zach Wilson	Fr	5-10	255
	64	Aspen Feldman	Jr	5-11	260
RG	62	Rafael Belanquet	Fr	6-1	320
	51	Ezra Reed	Fr	6-0	275
RT	73	Joe DeSanti	Sr	5-10	260
	78	Andrew Murphy	Jr	6-1	245
TE	83	John McFarland	Sr	6-2	225
	82	Horace Boswell	Fr	6-1	210
WR	81	Ben Bachik	Fr	6-5	185
	85	Johnny Thomas Jr.	Fr	5-11	170
WR	26	Alex Victor	Fr	5-7	155
	23	Nick Cervone	Fr	6-0	190
WR	84	Alec Hutchin	Jr	5-10	170
	32	Robert Grant	Fr	5-10	170
RB	5	Tyler Balla	So	5-8	185
	22	Brandon Sellers	So	5-8	180
QB	14	Logan Lee	So	6-3	195
	8	Jon Nigro	Sr	5-10	185

OHIO WESLEYAN DEFENSE

DE	40	Gary Brodek	Sr	6-3	225
	99	Kyle Hogan	Fr	6-2	190
NG	53	Jake Sanders	Sr	5-11	225
	76	David Praul	So	5-11	285
DT	90	Beau Michel	Sr	5-7	255
	56	Chris Rodriguez	So	6-1	250
DE	34	Anthony Chambers	Jr	6-0	210
	30	J. Frazer-Phillips	Jr	5-11	230
LB	38	Brad Dotson	Sr	6-0	225
	15	Cameron Smith	So	5-10	195
LB	33	Keaton Leppla	Sr	5-10	220
	37	Josh Pules	Sr	5-9	215
LB	32	Deion Centeno	Sr	6-1	205
	26	Mason Tomblin	Sr	6-0	210
CB	12	Torrii Hilbert	Fr	5-10	180
	27	Jerry Harper	Jr	5-11	185
SS	9	Ben Rubel	Jr	6-3	120
	20	Cameron Dawson	So	6-3	205
CB	3	Roy Denson	Jr	6-0	190
	6	Rich Poutier	Sr	6-0	185
FS	8	Brad Brodek	Jr	6-2	195
	31	Logan Juhl	Jr	5-9	180

OHIO WESLEYAN SPECIALISTS

PK	89	Anthony Sanfillipo	Fr	6-0	190	LS	14	Connor King	Fr	6-3	195
	5	Tim Shadoan	Sr	5-6	170		26	Mason Tomblin	Sr	6-0	210
H	6	Rich Poutier	Sr	6-0	185	KR	5	Tim Shadoan	Sr	5-6	170
	7	Cheyne Lacanaria	Sr	5-11	185		4	Wyatt Griffith	Jr	5-10	175
P	6	Rich Poutier	Sr	6-0	185	PR	5	Tim Shadoan	Sr	5-6	170
	89	Anthony Sanfillipo	Fr	6-0	190		4	Wyatt Griffith	Jr	5-10	175

2016 Allegheny Football Game Notes • Week Nine • Allegheny vs. Ohio Wesleyan

2016 ALLEGHENY ROSTER

No	Name	Yr	Pos	Ht	Wt	Hometown/High School
1	Ben Ziolkowski	Sr.	PK.	5-8	170	Gibsonia, Pa. / North Allegheny
2	Wyatt Boyler	Sr.	DB	6-0	190	South River, N.J. / South River
2	Francisco Guzman	So.	WR	5-8	155	Buffalo, N.Y. / St. Francis
3	Jake Wilson	Jr.	RB	5-8	190	Cazenovia, N.Y. / Cazenovia
4	Stefan Edmiston	Sr.	WR	5-7	135	Bronx, N.Y. / New York Military Academy
5	Tyler Balla	So.	RB	5-7	180	New Kensington, Pa. / Greensburg Central Catholic
5	Gus Semanchik	So.	LB	5-8	200	Great Meadows, N.J. / Hackettstown
6	Travis Thomas	Jr.	S/LB	5-10	200	New Port Richey, Fla. / Gulf
7	Chris Mutz	Sr.	QB	5-10	185	Jupiter, Fla. / Jupiter
7	Nick Wojnar	Jr.	DB	5-9	175	Buffalo, N.Y. / Kenmore West
8	Jon Nigro	Sr.	QB	5-10	185	Allison Park, Pa. / Hampton
9	Juwan Campbell	Sr.	LB	5-7	200	Waldorf, Md. / McDonough
10	Tristan Rhoades	So.	DB	5-11	195	Chicora, Pa. / Karns City
11	Brett Albinson	Sr.	TE	6-1	240	Mount Bethel, Pa. / Bangor
11	David Perez	So.	DB	5-10	170	Laveen Village, Ariz. / Fairfax
12	Dylan Ukasik	Sr.	DB	5-8	170	Erie, Pa. / McDowell
13	Ethan Graubard	So.	DB	5-10	175	Tenafly, N.J. / Tenafly
13	Tyler McLaughlin	Sr.	P/LB	6-1	190	East Stroudsburg, Pa. / East Stroudsburg South
14	Logan Lee	So.	QB	6-3	195	Shrewsbury, Mass. / St. Mark's
14	George Opara	So.	LB	5-8	175	Hempstead, N.Y. / St. Dominic
15	Craye Nehler	So.	DB	5-9	155	Shepherdstown, W.Va. / Jefferson
16	Brian Stoldt	Jr.	QB	5-11	190	Alden, N.Y. / Alden
16	Ferrell Swann	Fr.	DB	5-8	165	Baltimore, Md. / Patterson
17	Aryn Wrona	Fr.	DB	6-0	170	Bradenton, Fla. / Manatee
18	Alex Hasapis	So.	PK.	5-10	190	Wooster, Ohio / Wooster
19	Ethan Shipman	Fr.	WR	5-9	160	Athol Springs, N.Y. / St. Francis
20	Josh Flack	Fr.	RB	5-10	170	Derry, Pa. / Derry Area
20	Dante Paris	Jr.	PK.	5-7	180	Spencerport, N.Y. / Spencerport
21	Dwayne Barber	Fr.	WR	6-5	185	Hialeah Gardens, Fla. / Hialeah Gardens
21	Freddy Ruiz	Jr.	LB	5-8	205	Morristown, N.J. / Morristown
22	Brandon Sellers	So.	RB	5-8	185	Laveen Village, Ariz. / Fairfax
23	Nick Cervone	Fr.	RB	6-0	190	East Setauket, N.Y. / Ward Melville
24	Ben Capella	Sr.	S.	5-11	195	Syracuse, N.Y. / Christian Brothers
25	Karol Vargas	So.	RB	5-7	175	Miami, Fla. / Belen Jesuit Prep
26	Alex Victor	Fr.	WR	5-7	140	Miami, Fla. / G. Holmes Braddock
27	Silas Garrison	Fr.	DB	5-9	180	Depew, N.Y. / Depew
28	Adrian Garcia	Fr.	DB	5-9	140	Hialeah Gardens, Fla. / Hialeah Gardens
29	Justin McClain	Jr.	DB	6-1	200	Middlefield, Ohio / Cardinal
30	Parker Codd	Sr.	DB	5-11	170	Hollidaysburg, Pa. / Hollidaysburg
31	Tommy Gramm	Fr.	TE	6-1	200	Pittsburgh, Pa. / Mt. Lebanon
32	Robert Grant	Fr.	WR	5-10	170	Miami, Fla. / G. Holmes Braddock
33	Ben Marks	Jr.	FB	5-8	220	Pittsburgh, Pa. / Mount Lebanon
34	Cole Morris	Fr.	WR	5-10	160	Rimersburg, Pa. / Union
35	Denzel Green	Fr.	DB	5-11	160	Staten Island, N.Y. / Port Richmond
36	Jon Scroton	Sr.	DL	5-8	230	Bemus Point, N.Y. / Maple Grove
37	Taylor Thornton	Fr.	DB	5-11	190	Pittsburgh, Pa. / Carrick
38	Joe Hayes	Fr.	WR	6-0	180	Jamestown, N.Y. / Southwestern
39	Zach Bednarowicz	So.	PK.	5-10	180	Erie, Pa. / Cathedral Prep
40	Zi'Tear Wilson	Fr.	LB	5-10	195	Philadelphia, Pa. / Delaware Valley Charter
41	Deangelo Logan	Fr.	DB	5-8	180	Tampa, Fla. / Middleton
42	Donald Osborne	Fr.	WR	5-8	175	San Diego, Calif. / Mission Bay
43	Austin Patton	Fr.	WR	6-5	205	Jefferson, Ohio / Jefferson
44	Jahnaaman Boone	Fr.	LB	5-11	195	Staten Island, N.Y. / Port Richmond
45	Albert Kolubah	Fr.	DB	5-9	185	Orange, N.J. / Orange
46	Colten Buzard	So.	LB	5-11	200	New Kensington, Pa. / Valley
47	Corey Laskey	Fr.	LB	5-9	205	Cranberry Twp., Pa. / Seneca Valley
48	Josh Page	Fr.	WR	6-4	185	St. Petersburg, Fla. / Lakewood
49	Dominic Foradora	Fr.	LB	6-0	250	DuBois, Pa. / DuBois

2016 Allegheny Football Game Notes • Week Nine • Allegheny vs. Ohio Wesleyan

2016 ALLEGHENY ROSTER

No	Name	Yr	Pos	Ht	Wt	Hometown/High School
50	Tyler Weidenhoff	Fr	LB	5-11	190	Kane, Pa. / Kane
51	Ezra Reed	Fr	OL	6-0	195	Petersburg, Va. / Petersburg
52	Tyler Stouffer	So	LS	5-8	230	Morgantown, W.Va. / University
53	Mike Smallshaw	Fr	LB	5-11	200	Fairview, Pa. / Fairview
55	Jake Reidenbach	So	OL	5-11	245	New Philadelphia, Ohio / New Philadelphia
57	Matt Ledesma	Fr	LB	5-11	215	Glendale, Ariz. / Cactus
58	Austin Hoyt	Fr	LB	5-11	235	Syracuse, N.Y. / Bishop Ludden
59	Tyler Ernst	Fr	LB	5-8	205	Ashtabula, Ohio / Edgewood
60	Dominic Antinozzi	Fr	OL	6-1	280	Decatur, Ga. / Decatur
61	Logan Cala	Jr	OL	5-10	255	Huntsburg, Ohio / Cardinal
62	Rafael Belanquet	Fr	OL	6-0	325	Pittsburgh, Pa. / Fox Chapel
63	Hunter Baker	Fr	DL	6-1	210	Mill Hall, Pa. / Central Mountain
64	Aspen Feldman	Jr	OL	5-11	260	Rockville, Md./Avalon
66	Nick Fischer	Fr	OL	6-3	305	Altoona, Pa. / Altoona
67	Jack Horan	Jr	DL	5-11	220	Fair Haven, N.J. / Rumson-Fair Haven Regional
67	Zach Wilson	Fr	OL	5-10	250	Mars, Pa. / Seneca Valley
68	Gavin Guntrum	Fr	OL	6-3	315	Rimersburg, Pa. / Union
69	Ken Golovan	Jr	OL	5-11	250	Moreland Hills, Ohio / Orange
70	Devin Spitalny	Fr	OL	6-2	300	Mechanicville, N.Y. / Mechanicville
71	Jacob LoVullo	Fr	OL	6-1	300	Holland, N.Y. / Holland Central
72	Anthony Florimbio	So	OL	5-11	230	Walkersville, Md. / St. John's Prep
72	Mike Mangan	Fr	OL	5-10	310	Jeannette, Pa. / Jeannette
73	Joe DeSanti	Sr	OL	5-10	260	Erie, Pa. / Mercyhurst Prep
74	Brady Spaulding	Fr	OL	6-0	290	Rochester, N.Y. / Aquinas Institute
75	Brian Hill	So	DL	6-1	290	Cincinnati, Ohio / Cincinnati Hills Christian Acad.
76	Kevin Weiner	Fr	OL	6-0	240	Derwood, Md. / Magruder
78	Andrew Murphy	Jr	OL	6-0	220	Hamilton, N.J. / Notre Dame
79	Connor Riley	So	OL	6-3	315	Mars, Pa. / Our Lady of the Sacred Heart
80	Charles Ross	Fr	WR	5-11	165	Bellefonte, Pa. / St. Joseph's Academy
81	Ben Bachik	Fr	WR	6-5	185	Cranberry Twp., Pa. / Seneca Valley
82	Horace Boswell	Fr	TE	6-1	210	Davenport, Fla. / Ridge Community
83	John McFarland	Sr	TE	6-1	220	Whittier, Calif. / La Serna
84	Alec Hutchin	Jr	WR	5-9	165	Strabane, Pa. / Canon-McMillan
85	Johnny Thomas Jr	Fr	WR	5-11	165	Charlottesville, Va. / Monticello
86	Jonah Tanner	So	WR	5-7	155	Jamestown, N.Y. / Maple Grove
87	Tonye Hamilton	Fr	WR	5-9	180	Richmond Heights, Ohio / Richmond Heights
88	Kenny Hines	Fr	WR	6-1	170	Rabun Gap, Ga. / Rabun Gap
89	Kevin Foley	So	WR	6-1	165	DuBois, Pa. / DuBois
90	Will Aeschbacher	Sr	DL	6-1	238	Kalamazoo, Mich. / Norrix
91	Keiton Pollock	Fr	DL	6-5	200	Mount Union, Pa. / Mount Union
92	Michael Bartley	Fr	DL	6-2	230	Clarion, Pa. / Clarion Area
93	Mikey Spurr	Fr	PK	5-9	145	Hemet, Calif. / Tahiquitz
94	Cody Wendt	So	P/K	5-10	180	Bristol, Tenn. / Sullivan East
95	Miles Oladimeji	So	DL	5-11	235	Pittsburgh, Pa. / Linsly School
96	Wesley Germain	Fr	DL	5-11	215	Naples, Fla. / Lely
98	Abraham Duncan	Fr	DL	6-3	230	South Orange, N.J. / The Kiski School (Pa.)
99	Marcus Davenport	So	DL	6-2	215	New Kensington, Pa. / Valley

Head Coach: BJ Hammer (1st season)
 Defensive Coordinator: Randy Moore
 Offensive Coordinator: Kyle Derickson
 Guards & Centers/Recruiting Coordinator: Kevin Waters
 Defensive Line/Special Teams: Ed Raby
 Running Backs: Mike Deitrick
 Linebackers: AJ Akinribade
 Offensive Tackles: Justin Smith

PRONUNCIATIONS

1 - Ben zol-COW-ski	45 - Albert co-LOO-ba
7 - Nick WOJE-nar	55 - Jake RIDE-en-bock
8 - Jon NYE-grow	60 - Dominic an-te-NOZE-ee
12 - Dylan you-KAY-sik	62 - Rafael BEL-lan-kway
15 - Cray NAY-ler	81 - Ben BAY-chik
21 - Freddy roo-EEZ	90 - Will ASH-bock-er
39 - Zach bed-NARE-o-wits	95 - Miles oh-lah-di-MEDJ-ee

HEAD COACH B.J. HAMMER



BJ Hammer was named the 34th head coach in Allegheny football program history on January 4, 2016.

Hammer arrives at Allegheny after spending five seasons as the defensive coordinator at fellow North Coast Athletic Conference member Wabash College. There, he led a defensive unit that consistently ranked among NCAA Division-III's best. During his five-year tenure, the Little Giants posted a record of 51-7, making three appearances in the NCAA Division-III playoffs

and winning NCAC championships in 2011 and 2015. He mentored the NCAC Defensive Player of the Year in four of his five seasons as defensive coordinator, while 22 Wabash defenders were First Team All-NCAC honorees, and four were named All-America.

In 2015, the Little Giants finished 12-1, including a perfect 8-0 in the NCAC, and advanced to the third round of the NCAA playoffs. Hammer's defense ranked third nationally with 26 interceptions, fourth in rushing defense (72.2 yds/g), fifth in total defense (240.9 yds/g), and seventh in quarterback sacks (42). Eight Little Giant defenders earned All-NCAC honors, including six First Team selections, highlighted by defensive tackle Tyler McCullen, who was named the NCAC Defensive Player of the Year and a D3Football.com All-American. Wabash ended the year ranked seventh in both the American Football Coaches Association (AFCA) and D3Football.com Top 25 polls.

In 2014, Hammer was named a Division-III Coordinator of the Year finalist after his unit led Division-III in rushing defense (66.3 yds/g) and quarterback sacks (4.6 sacks/g), while ranking third in total defense, fifth in tackles for loss, and 12th in scoring defense. Little Giant linebacker Cody Buresh was named the NCAC Defensive Player of the Year and All-America by both D3Football.com and the AFCA.

The 2013 Wabash defense led the nation in total defense (220.7 yds/g), fumbles recovered (19), and turnover margin (+24), while placing second in tackles for loss (11.6 TFL/g) and rushing defense (63.1). In 2012, the Little Giants placed eighth nationally in scoring defense and 10th in rushing defense, while linebacker CJ Gum earned the NCAC Defensive Player of the Year award for a second straight season.

In his first season as the Wabash defensive coordinator, the Little Giants ranked fifth in the nation in rushing defense (78.1 yds/g), 11th in scoring defense (12.9 pts/g), and 12th in total defense (249.4 yds/g), while they paced the NCAC in every defensive statistical category. In addition to Gum being named the conference's top defender, linebacker AJ Akinribade was named NCAC Newcomer of the Year.

Prior to his five-year tenure at Wabash, Hammer spent eight seasons on the football staff at Whittier College. After working as the Poets' defensive

THE HAMMER FILE

PERSONAL

Hometown: Carmel, Indiana
Alma Mater: Wabash '00
Date Announced as Head Coach: January 3, 2016
Family: Wife, Emily; Daughters, Layla and Ellie; Son, William

COACHING EXPERIENCE

Wabash College
Defensive Coordinator, 2011-15

Whittier College
Head Coach, 2006-10
Defensive Coordinator, 2003-05

Heidelberg College
Linebackers Coach, 2002

Wabash College
Inside Linebackers Coach, 2001

PLAYING EXPERIENCE

- Four-year starting defensive lineman
- Three-time All-NCAC
- Two-time All-America
- Graduated as school record holder for single-season and career tackles for loss
- Graduated as school record holder for single-season sacks (15)
- Tied for Wabash lead in career sacks (27.5)
- Named 2001 Wabash Senior Athlete of the Year

coordinator from 2003-05, Hammer was promoted to head coach, a position he held from 2006-10. Posting a 12-33 overall record, Hammer rebuilt a program that had just 13 players on its roster in 2003 to one that averaged a roster size of over 100. Thirty Whittier players were named All-Southern California Intercollegiate Athletic Conference (SCIAC), while the Whittier defense ranked second in the conference in total defense in 2006, and its rushing offense ranked second in the SCIAC in both 2009 and 2010.

Before his stint in California, Hammer spent the 2002 season as the linebackers coach at Heidelberg College, after beginning his coaching career in 2001 as the outside linebackers coach at Wabash.

Hammer graduated from Wabash in 2001, and is regarded as one of the top defenders to ever suit up for the Little Giants. He graduated as the school's record holder for tackles for loss in a game (five), season (23), and career (58), as well as single-season sacks (15), while he is tied with younger brother Blair as the Little Giants' all-time record holder in career sacks with 27.5. Team captain in 2000, Hammer was a two-time All-American and three-time All-Conference honoree, and was named the 2001 Pete Vaughn Award, which is given annually to the top Wabash senior athlete as voted upon by the athletic department.

A native of Carmel, Indiana, Hammer and wife Emily are the parents of daughters Layla and Ellie, and son William.



KYLE DERICKSON
OFFENSIVE COORDINATOR
2nd Season - Butler '03

- Hired February 2015
- Spent six seasons at Elmhurst College (2009-14)
- Elmhurst offensive coordinator and QB's coach in 2013 and '14
- Saw six Elmhurst offensive players earn all-conference in 2014
- Coached two D3Football.com All-Americans, including RB Josh Williams and TE Garrett Claxon
- Joined the Elmhurst staff in 2008, spending five seasons as receivers coach and special teams/returns coordinator
- Coached at the high school level at Ben Davis High School (Ill.) for one season, and at Barrington High School (Ill.) for three years
- Earned four letters playing at Butler University, earning All-Conference honors as a junior and serving as team captain as a senior
- Earned B.S. in secondary education at Butler
- Earned M.S. in Recreation and Sport Science at Ohio University
- Native of Chicago, Illinois



ED RABY
DEFENSIVE LINE/SPECIAL TEAMS
3rd season - Alma '11

- Most tenured member of Allegheny staff, hired in July 2014
- Spent two seasons as a graduate assistant at Alfred University (2012-13), working as defensive line coach in '12 and tight ends coach in '13
- Helped Saxons win 14 games over the two seasons, including a victory in the 2013 ECAC North Central Bowl
- Four-year letterwinner and three-year starter as defensive tackle at Alma College, earning All-Conference honors as a senior
- Participated in the 2010 NCAA/American Football Coaches Association Football Coaches Academy
- Earned a B.A. in business administration
- Native of Reed City, Michigan



RANDY MOORE
DEFENSIVE COORDINATOR
1st season - Iowa '84

- Hired February 2016
- Spent six seasons (2010-15) as head coach at Hiram College
- 2014 and '15 teams posted the school's most wins in successive years since 1987-88
- Coached 24 All-NCAC honorees at Hiram
- Spent seven seasons (2003-09) as defensive coordinator at Otterbein University
- 2008 Otterbein squad set school record with nine wins, and made first NCAA Division III playoff appearance in school history
- Also served as intramural director and strength and conditioning assistant at Otterbein
- Spent three seasons (2001-03) as defensive coordinator at Hope College (Mich.), where team went a combined 24-9 and won the Michigan Intercollegiate Athletic Association title in 2003
- Served as head coach at Lake Forest College (Ill.) from 1995-2000
- Oversaw the Forresters' first non-losing season in 12 years
- Spent three seasons (1992-94) as defensive coordinator at Wartburg College (Iowa), helping team go 24-9 and make a pair of NCAA appearances
- Worked as defensive coordinator and head track and field coach at Michigan Tech (1989-91)
- First collegiate coaching position was at New Mexico State (1985-88), working for one season as a graduate assistant before spending two years as full time tight ends coach
- Began coaching career as head football and baseball coach at Iowa City High School (1983)
- Holds B.S. in physical education from the University of Iowa, and M. Ed. in education administration from New Mexico State



MIKE DEITRICK
RUNNING BACKS
2nd season - Clarion '15

- Moved to running backs coach after being hired as tight ends coach in July 2015
- Four-year starter at tight end at Clarion University
- Three-time Clarion Scholar Athlete honoree
- Led Clarion in receptions in 2013, and in touchdown catches a season later
- Selected to play in the 2014 National Bowl
- Finished career with 56 receptions for 723 yards and eight TDs
- Earned degree in business management, with a minor in sports management
- Native of Upper St. Clair, Pa.



A.J. AKINRIBADE
LINEBACKERS
1st season - Wabash '15

- Hired in March 2016
- Four-year starter and four-time All-NCAC performer at linebacker at Wabash College
- Totaled 272 career tackles and 16.5 sacks
- Named NCAC Newcomer of the Year in 2011 after posting six sacks and 14.5 TFLs
- Was the lone active player named to the NCAC's 30th Anniversary All-Decade Team in 2013
- Helped Wabash amass a record of 39-6 over his four-year career, winning the 2011 NCAC title and making two trips to the NCAA playoffs
- Graduated with B.A. in theater and minor in economics
- Native of Indianapolis, Indiana



KEVIN WATERS
GUARDS AND CENTERS/RECRUITING COORDINATOR
2nd season - LaSalle '08

- Hired February 2015
- Spent two seasons as linebackers coach at Juniata College (2013-14), helping Eagles to 12 wins and overseeing six all-conference selections
- Worked for three seasons at Bethany College (2010-12), spending two years as defensive line assistant and the third as outside linebackers coach
- Began coaching career at Delaware Valley College in 2009 as assistant offensive line coach
- Helped Aggies to a 10-2 record and the second round of the NCAA playoffs
- Played collegiately at LaSalle University, making 17 starts on the offensive line
- 2007 All-Metro Atlantic Athletic Conference selection
- Graduated with honors from LaSalle with a double major in marketing and management, before earning M.A. in teaching from Bethany
- Native of Norristown, Pa.



JUSTIN SMITH
OFFENSIVE TACKLES
1st season - Lake Forest '13

- Hired July 2016
- Spent two seasons (2014-15) on the staff at Limestone College, working in various capacities including tight ends coach, quarterbacks coach, receivers coach, passing game coordinator, and vice coordinator
- Four-year football letterwinner at Lake Forest, amassing 26 catches, 263 yards, and four touchdowns
- Helped lead Lake Forest to Midwest Conference championship in 2012
- As an undergrad, worked as the offensive line coach for the Southern Lakes Blue Devils, a minor league squad based in Salem, Wisc.
- Earned degrees in philosophy and history from Lake Forest
- Currently pursuing MBA from Limestone
- Native of Centerville, Texas

2016 Allegheny Football Game Notes • Week Nine • Allegheny vs. Ohio Wesleyan

2016 STATISTICS

Date	Opponent	Score	Att.
Sep 03, 2016	THIEL	L 21-44	2582
* Sep 10, 2016	at College of Wooster	L 40-49	2180
* 9/17/16	at #13 Wabash College	L 7-59	4376
* Sep 24, 2016	at Kenyon College	L 7-31	500
* Oct 01, 2016	OBERLIN	W 26-21	2125
* Oct 15, 2016	DEPAUW	L 21-69	864
* Oct 22, 2016	at Denison	L 28-42	920
* Oct 29, 2016	at HIRAM	L 14-42	467

Record:	Overall	Home	Away	Neutral
All games	1-7	1-2	0-5	0-0
Conference	1-6	1-1	0-5	0-0
Non-Conference	0-1	0-1	0-0	0-0

Rushing	gp	att	gain	loss	net	avg	td	lg	avg/g
Tyler Balla	8	100	373	20	353	3.5	2	26	44.1
Brandon Sellers	8	43	188	3	185	4.3	0	13	23.1
Logan Lee	8	94	351	250	101	1.1	2	53	12.6
Alex Victor	8	26	102	11	91	3.5	1	12	11.4
Nick Cervone	4	3	25	0	25	8.3	0	16	6.2
Jon Nigro	6	8	31	20	11	1.4	0	16	1.8
John McFarland	8	2	1	0	1	0.5	0	1	0.1
Total	8	286	1078	345	733	2.6	5	53	91.6
Opponents	8	348	2307	233	2074	6.0	36	81	259.2

Team Statistics	ALL	OPP
FIRST DOWNS	129	179
Rushing	47	84
Passing	64	79
Penalty	18	16
RUSHING YARDAGE	733	2074
Rushing Attempts	286	348
Average Per Rush	2.6	6.0
Average Per Game	91.6	259.2
TDs Rushing	5	36
PASSING YARDAGE	1511	1735
Comp-Att-Int	115-246-10	134-193-4
Average Per Pass	6.1	9.0
Average Per Catch	13.1	12.9
Average Per Game	188.9	216.9
TDs Passing	15	14
TOTAL OFFENSE	2244	3809
Average Per Play	4.2	7.0
Average Per Game	280.5	476.1
KICK RETURNS: #-Yards	53-1268	31-604
PUNT RETURNS: #-Yards	7-136	7-34
INT RETURNS: #-Yards	4-51	10-136
FUMBLES-LOST	21-11	14-7
PENALTIES-Yards	53-538	56-570
PUNTS-AVG	53-36.2	32-36.2
TIME OF POSSESSION/Game	29:42	30:18
3RD-DOWN Conversions	34/121	46/103
4TH-DOWN Conversions	9/16	8/11

Passing	gp	effic	comp-att-int	pct	yds	td	lg	avg/g
Logan Lee	8	111.99	103-222-8	46.4	1374	14	91	171.8
Jon Nigro	6	95.03	12-24-2	50.0	137	1	63	22.8
Total	8	110.33	115-246-10	46.7	1511	15	91	188.9
Opponents	8	164.74	134-193-4	69.4	1735	14	76	216.9

Interceptions	no.	yds	avg	td	lg
Craye Nehler	1	0	0.0	0	0
Travis Thomas	1	51	51.0	1	51
Adrian Garcia	1	0	0.0	0	0
Cole Morris	1	0	0.0	0	0

Receiving	gp	no.	yds	avg	td	lg	avg/g
John McFarland	8	36	435	12.1	1	34	54.4
Alex Victor	8	33	542	16.4	8	86	67.8
Ben Bachik	8	17	208	12.2	3	29	26.0
Tyler Balla	8	13	41	3.2	0	11	5.1
Alec Hutchin	8	9	183	20.3	2	91	22.9
Thomas Jr.	5	2	22	11.0	0	13	4.4
Guzman	2	1	63	63.0	1	63	31.5
Tonye Hamilton	2	1	7	7.0	0	7	3.5
Horace Boswell	7	1	5	5.0	0	5	0.7
Brandon Sellers	8	1	5	5.0	0	5	0.6
Jake Wilson	7	1	0	0.0	0	0	0.0
Total	8	115	1511	13.1	15	91	188.9
Opponents	8	134	1735	12.9	14	76	216.9

Punting	no.	yds	avg	lg	tb	fc	i20	50+	blk
McLaughlin	46	1695	36.8	58	1	13	7	3	0
Cody Wendt	4	119	29.8	42	0	0	0	0	0
Logan Lee	3	106	35.3	42	1	0	1	0	0

Field Goals	fg	pct.	01-19	20-29	30-39	40-49	50-99	lg	blk
Ben Ziolkowski	4-6	66.7	0-0	4-5	0-1	0-0	0-0	28	1

Punt Returns	no.	yds	avg	td	lg
Jake Wilson	3	32	10.7	0	13
Alex Victor	3	94	31.3	0	53
Tristan Rhoades	1	10	10.0	0	10
Total	7	136	19.4	0	53
Opponents	7	34	4.9	0	17

Scoring	td	fg	PAT			dpx	saf	pts
			kick	rush	rcv			
Alex Victor	9	-	-	-	-	-	-	54
Ben Ziolkowski	-	4-6	20-21	-	-	-	-	32
Ben Bachik	3	-	-	-	-	-	-	18
Alec Hutchin	2	-	-	-	-	-	-	12
Tyler Balla	2	-	-	-	-	-	-	12
Logan Lee	2	-	-	-	0-1	-	-	12
Travis Thomas	1	-	-	-	-	-	-	6
Guzman	1	-	-	-	-	-	-	6
Freddy Ruiz	1	-	-	-	-	-	-	6
John McFarland	1	-	-	-	-	-	-	6
Total	22	4-6	20-21	-	0-1	-	-	164
Opponents	50	3-7	46-48	-	1-2	-	-	357

Kick Returns	no.	yds	avg	td	lg
Jake Wilson	43	1059	24.6	0	76
Cole Morris	4	90	22.5	0	31
Tyler Balla	4	74	18.5	0	20
Brian Stoldt	1	25	25.0	0	25
Horace Boswell	1	20	20.0	0	20
Total	53	1268	23.9	0	76
Opponents	31	604	19.5	0	50

Score by Quarters	1st	2nd	3rd	4th	OT	Total
Allegheny College	51	35	34	44	0	164
Opponents	118	93	86	60	0	357

All Purpose	g	rush	rcv	pr	kr	ir	total	avg/g
Jake Wilson	7	0	0	32	1059	0	1091	155.9
Alex Victor	8	91	542	94	0	0	727	90.9
Tyler Balla	8	353	41	0	74	0	468	58.5
John McFarland	8	1	435	0	0	0	436	54.5
Ben Bachik	8	0	208	0	0	0	208	26.0
Total	8	733	1511	136	1268	51	3699	462.4
Opponents	8	2074	1735	34	604	136	4583	572.9

Total Offense	g	plays	rush	pass	total	avg/g
Logan Lee	8	316	101	1374	1475	184.4
Tyler Balla	8	100	353	0	353	44.1
Brandon Sellers	8	43	185	0	185	23.1
Jon Nigro	6	32	11	137	148	24.7
Alex Victor	8	26	91	0	91	11.4
Total	8	532	733	1511	2244	280.5
Opponents	8	541	2074	1735	3809	476.1

2016 DEFENSIVE STATISTICS

#	Defensive Leaders	gp	Tackles				tfl/yds	Sacks no-yds	Pass defense			Fumbles		blkd	
			ua	a	tot				int-yds	brup	qbh	rcv-yds	ff	kick	saf
10	Tristan Rhoades	7	44	25	69	3.0-7	.	.	2	.	1-3	2	.	.	
99	Davenport	8	26	20	46	9.0-38	2.5-24	.	2	.	1-0	2	.	.	
21	Freddy Ruiz	8	23	21	44	5.5-16	0.5-3	.	1	1	1-27	.	.	.	
2	Wyatt Boyler	8	23	18	41	1.5-5	.	.	3	.	1-4	.	.	.	
15	Craye Nehler	8	28	7	35	0.5-1	.	1-0	3	
41	Deangelo Logan	7	20	12	32	0.5-1	.	.	1	.	1-1	.	.	.	
11	David Perez	8	21	7	28	3.0-15	.	.	1	.	.	1	.	.	
36	Jon Scroxton	8	11	16	27	3.5-8	1.0-4	.	.	1	
46	Colten Buzard	8	10	17	27	5.0-18	2.5-13	.	1	2	
44	Jahnaaman Boone	8	16	7	23	7.0-37	4.0-30	.	.	1	
57	Matt Ledesma	8	12	9	21	2.5-12	2.0-11	
6	Travis Thomas	8	10	7	17	3.0-10	1.5-9	1-51	.	.	.	1	.	.	
24	Ben Capella	7	6	11	17	1.5-5	.	.	2	1	.	1	.	.	
28	Adrian Garcia	8	13	4	17	.	.	1-0	
9	Juwan Campbell	8	6	8	14	
95	Miles Oladimeji	8	7	6	13	1.0-2	.	.	1	
13	McLaughlin	7	5	6	11	1.0-2	.	.	.	1	
40	Zi'Tear Wilson	8	5	5	10	2.0-4	.	.	.	1	.	1	.	.	
90	Aeschbacher	5	6	4	10	2.5-7	
17	Aryn Wrona	6	8	1	9	1.0-2	.	.	3	
56	Max Sessions	2	4	2	6	2.0-17	1.0-12	.	.	.	1-0	.	.	.	
47	Corey Laskey	6	2	2	4	1.0-1	1-0	.	.	.	
45	Albert Kolubah	6	3	1	4	
7	Nick Wojnar	7	1	2	3	
53	Mike Smallshaw	5	1	2	3	0.5-1	
29	Justin McClain	5	2	1	3	1.5-4	
27	Silas Garrison	5	2	.	2	
34	Cole Morris	6	2	.	2	.	.	1-0	
5X	Matt Wetzel	3	2	.	2	
84	Alec Hutchin	8	2	.	2	
83	John McFarland	8	2	.	2	
96	Wesley Germain	6	.	1	1	
22	Brandon Sellers	8	1	.	1	1	.	.	
4X	Travis Newton	1	.	1	1	
3	Jake Wilson	7	1	.	1	
26	Alex Victor	8	1	.	1	
31	Tommy Gramm	3	1	.	1	1	.	.	
2X	Rico Yanez	2	1	.	1	
12	Dylan Ukasik	1	.	1	1	
32	Robert Grant	3	.	1	1	
23	Nick Cervone	4	.	1	1	
33	Ben Marks	2	.	1	1	
98	Abraham Duncan	3	.	1	1	
35	Denzel Green	1	1	.	1	1.0-1	
	Total	8	329	228	557	59-214	15-106	4-51	20	8	7-35	10	.	.	
	Opponents	8	306	232	538	72-281	30-189	10-136	31	18	11-0	10	1	.	

2016 Allegheny Football Game Notes • Week Nine • Allegheny vs. Ohio Wesleyan

2016 ALLEGHENY INDIVIDUAL GAME HIGHS

Rushes	22	Tyler Balla vs Oberlin (Oct 01, 2016)
Yards Rushing	113	Tyler Balla vs Thiel (Sep 03, 2016)
TD Rushes	1	Tyler Balla vs Thiel (Sep 03, 2016)
	1	Alex Victor at College of Wooster (Sep 10, 2016)
	1	Logan Lee at Wabash College (9/17/16)
	1	Logan Lee vs Oberlin (Oct 01, 2016)
	1	Tyler Balla at Denison (Oct 22, 2016)
Long Rush	53	Logan Lee at College of Wooster (Sep 10, 2016)
Pass attempts	37	Logan Lee at College of Wooster (Sep 10, 2016)
Pass completions	18	Logan Lee at College of Wooster (Sep 10, 2016)
Yards Passing	288	Logan Lee vs DePauw (Oct 15, 2016)
TD Passes	4	Logan Lee at College of Wooster (Sep 10, 2016)
Long Pass	91	Logan Lee at College of Wooster (Sep 10, 2016)
Receptions	8	Alex Victor at College of Wooster (Sep 10, 2016)
Yards Receiving	219	Alex Victor vs DePauw (Oct 15, 2016)
TD Receptions	3	Alex Victor at College of Wooster (Sep 10, 2016)
Long Reception	91	Alec Hutchin at College of Wooster (Sep 10, 2016)
Field Goals	2	Ben Ziolkowski at College of Wooster (Sep 10, 2016)
	2	Ben Ziolkowski vs Oberlin (Oct 01, 2016)
Long Field Goal	28	Ben Ziolkowski at College of Wooster (Sep 10, 2016)
Punts	10	McLaughlin at Wabash College (9/17/16)
Punting Avg	48.2	McLaughlin at Denison (Oct 22, 2016)
Long Punt	58	McLaughlin at Denison (Oct 22, 2016)
Punts inside 20	2	McLaughlin at Kenyon College (Sep 24, 2016)
	2	McLaughlin at HIRAM (Oct 29, 2016)
Long Punt Return	53	Alex Victor at Kenyon College (Sep 24, 2016)
Long Kickoff Return	76	Jake Wilson vs Thiel (Sep 03, 2016)
Tackles	17	Tristan Rhoades at College of Wooster (Sep 10, 2016)
Sacks	3.0	Jahnaaman Boone at Denison (Oct 22, 2016)
Tackles For Loss	4.0	Jahnaaman Boone at Denison (Oct 22, 2016)
Interceptions	1	Cole Morris at Kenyon College (Sep 24, 2016)
	1	Travis Thomas vs Oberlin (Oct 01, 2016)
	1	Adrian Garcia at Denison (Oct 22, 2016)
	1	Crave Nehler at HIRAM (Oct 29, 2016)

2016 ALLEGHENY TEAM GAME HIGHS

Rushes	60	vs Oberlin (Oct 01, 2016)
Yards Rushing	206	at College of Wooster (Sep 10, 2016)
Yards Per Rush	4.4	at College of Wooster (Sep 10, 2016)
TD Rushes	1	vs Thiel (Sep 03, 2016)
	1	at College of Wooster (Sep 10, 2016)
	1	at Wabash College (9/17/16)
	1	vs Oberlin (Oct 01, 2016)
	1	at Denison (Oct 22, 2016)
Pass attempts	39	at HIRAM (Oct 29, 2016)
Pass completions	18	vs Thiel (Sep 03, 2016)
	18	at College of Wooster (Sep 10, 2016)
Yards Passing	365	vs DePauw (Oct 15, 2016)
Yards Per Pass	11.8	vs DePauw (Oct 15, 2016)
TD Passes	4	at College of Wooster (Sep 10, 2016)
Total Plays	84	at College of Wooster (Sep 10, 2016)
Total Offense	458	at College of Wooster (Sep 10, 2016)
Yards Per Play	7.5	vs DePauw (Oct 15, 2016)
Points	40	at College of Wooster (Sep 10, 2016)
Sacks By	5	at Denison (Oct 22, 2016)
First Downs	28	at College of Wooster (Sep 10, 2016)
Penalties	13	at Denison (Oct 22, 2016)
Penalty Yards	122	at Denison (Oct 22, 2016)
Turnovers	6	vs Thiel (Sep 03, 2016)
Interceptions By	1	at Kenyon College (Sep 24, 2016)
	1	vs Oberlin (Oct 01, 2016)
	1	at Denison (Oct 22, 2016)
	1	at HIRAM (Oct 29, 2016)
Punts	11	at Wabash College (9/17/16)
Punting Avg	48.2	at Denison (Oct 22, 2016)
Long Punt	58	at Denison (Oct 22, 2016)
Punts inside 20	2	at Kenyon College (Sep 24, 2016)
	2	vs Oberlin (Oct 01, 2016)
	2	at HIRAM (Oct 29, 2016)
Long Punt Return	53	at Kenyon College (Sep 24, 2016)

2016 OPPONENT INDIVIDUAL GAME HIGHS

Rushes	25	Nat Henry, at Kenyon College (Sep 24, 2016)
Yards Rushing	226	D. Robinson, at HIRAM (Oct 29, 2016)
TD Rushes	3	Brandon Adams, at College of Wooster (Sep 10, 2016)
	3	Matt Penola, at Wabash College (9/17/16)
	3	I. Jones, at HIRAM (Oct 29, 2016)
Long Rush	81	D. Robinson, at HIRAM (Oct 29, 2016)
Pass attempts	40	Gary Muntean, at College of Wooster (Sep 10, 2016)
Pass completions	29	Gary Muntean, at College of Wooster (Sep 10, 2016)
Yards Passing	419	Gary Muntean, at College of Wooster (Sep 10, 2016)
TD Passes	4	Matt Hunt, vs DePauw (Oct 15, 2016)
Long Pass	76	Matt Hunt, vs DePauw (Oct 15, 2016)
Receptions	10	Brian Hunca, at Kenyon College (Sep 24, 2016)
Yards Receiving	191	Brian Hunca, at Kenyon College (Sep 24, 2016)
TD Receptions	4	Chase Sadler, vs DePauw (Oct 15, 2016)
Long Reception	76	Chase Sadler, vs DePauw (Oct 15, 2016)
Field Goals	1	Colin Peal, vs Thiel (Sep 03, 2016)
	1	Andrew Tutsie, at Wabash College (9/17/16)
	1	Szabi Simo, at Kenyon College (Sep 24, 2016)
Long Field Goal	38	Szabi Simo, at Kenyon College (Sep 24, 2016)
Punts	6	Lane Dailey, at College of Wooster (Sep 10, 2016)
	6	Szabi Simo, at Kenyon College (Sep 24, 2016)
Punting Avg	43.2	Szabi Simo, at Kenyon College (Sep 24, 2016)
Long Punt	56	Szabi Simo, at Kenyon College (Sep 24, 2016)
Punts inside 20	2	Derek Fox, at Wabash College (9/17/16)
	2	Schmitzerle, vs Oberlin (Oct 01, 2016)
	2	D. Navar, at HIRAM (Oct 29, 2016)
Long Punt Return	17	Alex Woods, at College of Wooster (Sep 10, 2016)
Long Kickoff Return	50	Jaquan Hicks, vs Thiel (Sep 03, 2016)
Tackles	10	Doak Walker Jr., vs Thiel (Sep 03, 2016)
	10	KC Okoronkwo, at College of Wooster (Sep 10, 2016)
	10	Marcus Bowers, at College of Wooster (Sep 10, 2016)
	10	Solorzano, vs Oberlin (Oct 01, 2016)
	10	K. Burchett, at HIRAM (Oct 29, 2016)
Sacks	2.5	Aaron Roberson, at College of Wooster (Sep 10, 2016)
Tackles For Loss	3.0	Connor Ludwig, at Wabash College (9/17/16)
	3.0	Jamal Perkins, at Kenyon College (Sep 24, 2016)
	3.0	Zach Neufeld, at Denison (Oct 22, 2016)
	3.0	H. Johnson, at HIRAM (Oct 29, 2016)
	3.0	Z. Mabin, at HIRAM (Oct 29, 2016)
Interceptions	2	Jake Elk, vs Thiel (Sep 03, 2016)
	2	Will Longthorne, vs DePauw (Oct 15, 2016)

2016 OPPONENT TEAM GAME HIGHS

Rushes	58	at Wabash College (9/17/16)
	58	vs DePauw (Oct 15, 2016)
Yards Rushing	513	at Wabash College (9/17/16)
Yards Per Rush	9.4	at HIRAM (Oct 29, 2016)
TD Rushes	7	at Wabash College (9/17/16)
Pass attempts	40	at College of Wooster (Sep 10, 2016)
Pass completions	29	at College of Wooster (Sep 10, 2016)
Yards Passing	419	at College of Wooster (Sep 10, 2016)
Yards Per Pass	14.7	vs DePauw (Oct 15, 2016)
TD Passes	4	vs DePauw (Oct 15, 2016)
Total Plays	73	at College of Wooster (Sep 10, 2016)
	73	at Denison (Oct 22, 2016)
Total Offense	661	vs DePauw (Oct 15, 2016)
Yards Per Play	9.4	vs DePauw (Oct 15, 2016)
Points	69	vs DePauw (Oct 15, 2016)
Sacks By	6	at Denison (Oct 22, 2016)
First Downs	30	at Denison (Oct 22, 2016)
Penalties	15	at HIRAM (Oct 29, 2016)
Penalty Yards	129	at HIRAM (Oct 29, 2016)
Turnovers	4	vs Oberlin (Oct 01, 2016)
Interceptions By	3	vs Thiel (Sep 03, 2016)
	3	vs DePauw (Oct 15, 2016)
Punts	6	at College of Wooster (Sep 10, 2016)
	6	at Kenyon College (Sep 24, 2016)
	6	at HIRAM (Oct 29, 2016)
Punting Avg	43.2	at Kenyon College (Sep 24, 2016)
Long Punt	56	at Kenyon College (Sep 24, 2016)
Punts inside 20	2	at Wabash College (9/17/16)
	2	vs Oberlin (Oct 01, 2016)
	2	at HIRAM (Oct 29, 2016)
Long Punt Return	17	at College of Wooster (Sep 10, 2016)

2016 GAME SUMMARIES

Quickie Statistics (Final) Thiel vs Allegheny College (Sep 03, 2016 at Meadville, Pa.)

	THI	ALL
Score	44	21
FIRST DOWNS	20	22
RUSHES-YARDS (NET)	42-297	38-133
PASSING YDS (NET)	148	172
Passes Att-Comp-Int	12-8-0	38-18-3
TOTAL OFFENSE PLAYS-YARDS	54-445	76-305
Fumble Returns-Yards	0-0	0-0
Punt Returns-Yards	1-2	0-0
Kickoff Returns-Yards	3-96	8-268
Interception Returns-Yards	3-127	0-0
Punts (Number-Avg)	2-30.0	3-29.0
Fumbles-Lost	2-1	5-3
Penalties-Yards	9-71	5-66
Possession Time	27:39	32:21
Third-Down Conversions	4 of 9	4 of 15
Fourth-Down Conversions	1 of 2	5 of 6
Red-Zone Scores-Chances	3-4	2-6

Thiel

Rushing	No.	Gain	Loss	Net	TD	Lg	Avg
Nick Barca	20	132	9	123	1	35	6.2
James Lewis	6	93	0	93	2	46	15.5
Payton Hicks	3	53	0	53	2	40	17.7
Ryan Radke	10	58	25	33	0	24	3.3

Passing	C-A-I	Yds	TD	Long	Sack
Ryan Radke	8-12-0	148	1	46	2

Receiving	No.	Yards	TD	Long
DeShawon Bracy	3	76	0	46
Ryan Rowland	2	25	1	23
Alex Horvatits	2	23	0	13
Nick Barca	1	24	0	24

Punting	No.	Yds	Avg	Long	In20	TB
Dylan Kleckner	2	60	30.0	41	0	0

Punt Returns	No.	Yards	TD	Long
Adam Tajuddin	1	2	0	2

Kick Returns	No.	Yards	TD	Long
Jaquan Hicks	3	96	0	50

Tackles	UA-A	Total	Sacks	TFL
Doak Walker Jr.	7-3	10	0.0	1.5
Joe Krimm	7-2	9	2.0	2.5
Joe Serratore	3-3	6	0.0	1.5
Randy Groves	4-1	5	0.0	1.0

Allegheny College

Rushing	No.	Gain	Loss	Net	TD	Lg	Avg
Tyler Balla	21	115	2	113	1	26	5.4
Logan Lee	7	23	10	13	0	9	1.9
Brandon Sellers	1	3	0	3	0	3	3.0
Jon Nigro	5	17	15	2	0	16	0.4

Passing	C-A-I	Yds	TD	Long	Sack
Logan Lee	11-24-1	117	2	30	0
Jon Nigro	7-14-2	55	0	14	2

Receiving	No.	Yards	TD	Long
John McFarland	5	58	0	19
Ben Bachik	4	34	1	12
Alex Victor	4	27	0	15
Tyler Balla	4	23	0	11

Punting	No.	Yds	Avg	Long	In20	TB
Cody Wendt	3	87	29.0	42	0	0

Punt Returns	No.	Yards	TD	Long

Kick Returns	No.	Yards	TD	Long
Jake Wilson	6	223	0	76
Brian Stoldt	1	25	0	25

Tackles	UA-A	Total	Sacks	TFL
Tristan Rhoades	10-2	12	0.0	0.0
Davenport	6-1	7	1.0	1.0
Craye Nehler	5-0	5	0.0	0.0
Max Sessions	4-1	5	1.0	2.0

Qtr	Time	Scoring Play	V-H
1st	07:28	THI - Payton Hicks 40 yd run (Chris Rosales kick), 6-97 2:26	7 - 0
	02:34	THI - Payton Hicks 10 yd run (Chris Rosales kick), 7-83 3:56	14 - 0
2nd	10:44	THI - Nick Barca 15 yd run (Chris Rosales kick), 5-41 2:21	21 - 0
	3rd	12:53	THI - Ryan Rowland 23 yd pass from Ryan Radke (Colin Peal kick failed), 4-45 1:52
09:35		ALL - Ben Bachik 11 yd pass from Logan Lee (Ben Ziolkowski kick), 4-19 2:05	27 - 7
07:51		THI - James Lewis 30 yd run (Colin Peal kick), 4-67 1:39	34 - 7
4th	06:19	ALL - Alec Hutchin 30 yd pass from Logan Lee (Ben Ziolkowski kick), 3-37 1:26	34 - 14
	14:13	THI - Colin Peal 31 yd field goal, 11-54 6:59	37 - 14
	09:42	ALL - Tyler Balla 10 yd run (Ben Ziolkowski kick), 13-63 4:23	37 - 21
	03:30	THI - James Lewis 46 yd run (Colin Peal kick), 4-59 1:26	44 - 21

2016 GAME SUMMARIES

Quickie Statistics (Final) Allegheny College vs College of Wooster (Sep 10, 2016 at Wooster, Ohio)

	ALL	WOO
Score	40	49
FIRST DOWNS	28	27
RUSHES-YARDS (NET)	47-206	33-132
PASSING YDS (NET)	252	419
Passes Att-Comp-Int	37-18-1	40-29-0
TOTAL OFFENSE PLAYS-YARDS	84-458	73-551
Fumble Returns-Yards	0-0	0-0
Punt Returns-Yards	1-39	1-17
Kickoff Returns-Yards	8-209	7-131
Interception Returns-Yards	0-0	1-0
Punts (Number-Avg)	5-38.8	6-32.0
Fumbles-Lost	3-2	2-0
Penalties-Yards	5-52	6-80
Possession Time	33:58	26:02
Third-Down Conversions	10 of 19	5 of 12
Fourth-Down Conversions	0 of 1	0 of 0
Red-Zone Scores-Chances	6-7	6-6

Allegheny College

Rushing	No.	Gain	Loss	Net	TD	Lg	Avg
Logan Lee	20	138	41	97	0	53	4.8
Tyler Balla	18	66	6	60	0	13	3.3
Alex Victor	8	51	1	50	1	12	6.2
Brandon Sellers	1	0	1	-1	0	0	-1.0

Passing	C-A-I	Yds	TD	Long	Sack
Logan Lee	18-37-1	252	4	91	4

Receiving	No.	Yards	TD	Long
Alex Victor	8	83	3	23
John McFarland	4	33	0	10
Alec Hutchin	3	113	1	91
Tyler Balla	2	8	0	4

Punting	No.	Yds	Avg	Long	In20	TB
McLaughlin	4	162	40.5	45	0	0
Cody Wendt	1	32	32.0	32	0	0

Punt Returns	No.	Yards	TD	Long
Alex Victor	1	39	0	39

Kick Returns	No.	Yards	TD	Long
Jake Wilson	8	209	0	43

Tackles	UA-A	Total	Sacks	TFL
Tristan Rhoades	12-5	17	0.0	1.0
Craye Nehler	6-4	10	0.0	0.5

College of Wooster

Rushing	No.	Gain	Loss	Net	TD	Lg	Avg
Antonio Bailey	12	66	9	57	2	31	4.8
Gary Muntean	7	47	5	42	1	19	6.0
Brandon Adams	12	44	3	41	3	24	3.4
TEAM	1	0	1	-1	0	0	-1.0

Passing	C-A-I	Yds	TD	Long	Sack
Gary Muntean	29-40-0	419	1	39	0

Receiving	No.	Yards	TD	Long
Nate Huwar	7	52	0	17
Antonio Bailey	5	78	0	39
Nick Cummings	4	96	1	36
C. Pinnock	4	53	0	21

Punting	No.	Yds	Avg	Long	In20	TB
Lane Dailey	6	192	32.0	41	1	0

Punt Returns	No.	Yards	TD	Long
Alex Woods	1	17	0	17

Kick Returns	No.	Yards	TD	Long
Alex Woods	6	120	0	22
KC Okoronkwo	1	11	0	11

Tackles	UA-A	Total	Sacks	TFL
KC Okoronkwo	7-3	10	0.0	0.0
Marcus Bowers	4-6	10	0.0	0.5

Qtr	Time	Scoring Play	V-H
1st	12:52	WOO - Antonio Bailey 6 yd run (Trevor Bowden kick), 7-70 2:08	0 - 7
	10:12	ALL - Ben Ziolkowski 28 yd field goal, 8-59 2:32	3 - 7
	04:07	ALL - Alex Victor 12 yd pass from Logan Lee (Ben Ziolkowski kick), 9-66 4:19	10 - 7
	01:27	WOO - Brandon Adams 4 yd run (Trevor Bowden kick), 9-66 2:33	10 - 14
2nd	08:33	WOO - Gary Muntean 1 yd run (Trevor Bowden kick), 5-58 1:38	10 - 21
	06:05	ALL - Alex Victor 1 yd run (Ben Ziolkowski kick), 5-89 2:21	17 - 21
	04:10	WOO - Brandon Adams 2 yd run (Trevor Bowden kick), 5-74 1:47	17 - 28
	00:34	ALL - Alec Hutchin 11 yd pass from Logan Lee (Ben Ziolkowski kick), 8-52 3:28	24 - 28
3rd	11:06	ALL - Ben Ziolkowski 24 yd field goal, 10-67 3:46	27 - 28
	09:23	WOO - Brandon Adams 24 yd run (Trevor Bowden kick), 5-67 1:35	27 - 35
	07:23	WOO - Antonio Bailey 15 yd run (Trevor Bowden kick), 3-34 0:31	27 - 42
	02:20	ALL - Alex Victor 23 yd pass from Logan Lee (Ben Ziolkowski kick), 3-35 0:44	34 - 42
4th	10:39	ALL - Alex Victor 18 yd pass from Logan Lee (Logan Lee pass failed), 7-83 2:56	40 - 42
	04:36	WOO - Nick Cummings 14 yd pass from Gary Muntean (Trevor Bowden kick), 6-52 2:37	40 - 49

2016 GAME SUMMARIES

Quickie Statistics (Final)

Allegheny College vs #13 Wabash College (9/17/16 at Crawfordsville, IN)

	ALL	WAB
Score	7	59
FIRST DOWNS	8	25
RUSHES-YARDS (NET)	37-47	58-513
PASSING YDS (NET)	60	117
Passes Att-Comp-Int	25-8-1	10-6-0
TOTAL OFFENSE PLAYS-YARDS	62-107	68-630
Fumble Returns-Yards	0-0	0-0
Punt Returns-Yards	0-0	2-4
Kickoff Returns-Yards	8-167	2-41
Interception Returns-Yards	0-0	1-9
Punts (Number-Avg)	11-35.7	3-36.3
Fumbles-Lost	2-1	2-1
Penalties-Yards	4-40	7-99
Possession Time	29:10	30:50
Third-Down Conversions	1 of 16	7 of 14
Fourth-Down Conversions	0 of 0	1 of 1
Red-Zone Scores-Chances	1-1	3-4

Allegheny College

Rushing	No.	Gain	Loss	Net	TD	Lg	Avg
Brandon Sellers	14	78	2	76	0	13	5.4
Tyler Balla	5	8	0	8	0	2	1.6
Alex Victor	5	10	5	5	0	6	1.0
Karol Vargas	2	0	4	-4	0	0	-2.0

Passing	C-A-I	Yds	TD	Long	Sack
Logan Lee	8-24-1	60	0	37	5
Jon Nigro	0-1-0	0	0	0	0

Receiving	No.	Yards	TD	Long
Alex Victor	4	47	0	37
John McFarland	2	10	0	5
Tyler Balla	2	3	0	3

Punting	No.	Yds	Avg	Long	In20	TB
McLaughlin	10	351	35.1	46	1	0
Logan Lee	1	42	42.0	42	0	1

Punt Returns	No.	Yards	TD	Long

Kick Returns	No.	Yards	TD	Long
Jake Wilson	7	136	0	36
Cole Morris	1	31	0	31

Tackles	UA-A	Total	Sacks	TFL
Wyatt Boyler	6-3	9	0.0	0.0
Jahnaaman Boone	8-0	8	1.0	1.0
Deangelo Logan	6-1	7	0.0	0.5
Davenport	4-3	7	0.0	1.5

Wabash College

Rushing	No.	Gain	Loss	Net	TD	Lg	Avg
Matt Penola	16	128	0	128	3	42	8.0
Isaac Avant	7	93	2	91	1	57	13.0
Tyler Downing	13	89	5	84	1	60	6.5
Drake Christen	4	75	0	75	1	65	18.8

Passing	C-A-I	Yds	TD	Long	Sack
Connor Rice	6-10-0	117	1	65	1

Receiving	No.	Yards	TD	Long
Ryan Thomas	3	80	1	65
Oliver Page	2	24	0	14
Dylan Buresh	1	13	0	13

Punting	No.	Yds	Avg	Long	In20	TB
Derek Fox	3	109	36.3	40	2	0

Punt Returns	No.	Yards	TD	Long
Drake Christen	1	7	0	7
Kirby Cox	1	-3	0	0

Kick Returns	No.	Yards	TD	Long
Isaac Avant	2	41	0	21

Tackles	UA-A	Total	Sacks	TFL
Connor Ludwig	4-2	6	2.0	3.0
Jalen Alston	2-3	5	0.0	0.0
Stephan Jones	1-3	4	0.0	0.5
Evan Hansen	1-3	4	0.0	0.0

Qtr	Time	Scoring Play	V-H
1st	10:40	WAB - Ryan Thomas 65 yd pass from Connor Rice (Andrew Tutsie kick), 2-77 0:30	0 - 7
	07:11	WAB - Matt Penola 9 yd run (Andrew Tutsie kick), 7-31 2:37	0 - 14
2nd	10:11	WAB - Andrew Tutsie 24 yd field goal, 11-57 3:54	0 - 17
	08:06	WAB - Drake Christen 65 yd run (Andrew Tutsie kick), 2-65 0:39	0 - 24
	01:46	WAB - Matt Penola 12 yd run (Andrew Tutsie kick), 3-40 1:02	0 - 31
3rd	13:01	WAB - Matt Penola 42 yd run (Andrew Tutsie kick), 3-48 0:55	0 - 38
	10:24	WAB - Tyler Downing 60 yd run (Andrew Tutsie kick), 1-60 0:11	0 - 45
	02:47	WAB - Bobby Blum 42 yd run (Andrew Tutsie kick), 3-44 1:35	0 - 52
4th	11:08	ALL - Logan Lee 1 yd run (Ben Ziolkowski kick), 12-71 6:33	7 - 52
	09:23	WAB - Isaac Avant 57 yd run (Andrew Tutsie kick), 3-70 1:39	7 - 59

2016 GAME SUMMARIES

**Quickie Statistics (Final)
Allegheny College vs Kenyon College (Sep 24, 2016 at Gambier, OH)**

	ALL	KENF
Score	7	31
FIRST DOWNS	7	16
RUSHES-YARDS (NET)	24-1	40-84
PASSING YDS (NET)	174	270
Passes Att-Comp-Int	28-14-0	30-21-1
TOTAL OFFENSE PLAYS-YARDS	52-175	70-354
Fumble Returns-Yards	0-0	0-0
Punt Returns-Yards	3-65	1-1
Kickoff Returns-Yards	6-111	2-37
Interception Returns-Yards	1-0	0-0
Punts (Number-Avg)	10-37.2	6-43.2
Fumbles-Lost	0-0	0-0
Penalties-Yards	6-64	4-40
Possession Time	23:30	36:30
Third-Down Conversions	2 of 14	5 of 18
Fourth-Down Conversions	1 of 1	4 of 4
Red-Zone Scores-Chances	0-1	3-3

Allegheny College

Rushing	No.	Gain	Loss	Net	TD	Lg	Avg
Tyler Balla	6	14	3	11	0	5	1.8
Brandon Sellers	2	7	0	7	0	7	3.5
McLaughlin	2	5	0	5	0	3	2.5
Alex Victor	1	3	0	3	0	3	3.0

Passing	C-A-I	Yds	TD	Long	Sack
Logan Lee	14-28-0	174	1	85	4

Receiving	No.	Yards	TD	Long
John McFarland	7	45	0	11
Ben Bachik	2	21	0	13
Alex Victor	1	85	1	85
Thomas Jr.	1	13	0	13

Punting	No.	Yds	Avg	Long	In20	TB
McLaughlin	9	334	37.1	50	2	0
Logan Lee	1	38	38.0	38	0	0

Punt Returns	No.	Yards	TD	Long
Alex Victor	2	55	0	53
Tristan Rhoades	1	10	0	10

Kick Returns	No.	Yards	TD	Long
Tyler Balla	4	74	0	20
Cole Morris	2	37	0	20

Tackles	UA-A	Total	Sacks	TFL
Deangelo Logan	6-4	10	0	0.0
David Perez	4-4	8	0	2.0
Tristan Rhoades	2-6	8	0	0.5
Craye Nehler	5-1	6	0	0.0

Kenyon College

Rushing	No.	Gain	Loss	Net	TD	Lg	Avg
Nat Henry	25	85	12	73	2	14	2.9
Brian Hunca	1	9	0	9	0	9	9.0
John Clark	5	7	1	6	0	5	1.2
Jibri McLean	1	3	0	3	0	3	3.0

Passing	C-A-I	Yds	TD	Long	Sack
Thomas Merkle	21-29-0	270	2	67	2
Noah Montgomery	0-1-1	0	0	0	0

Receiving	No.	Yards	TD	Long
Brian Hunca	10	191	2	67
Jibri McLean	5	48	0	38
Ian Bell	2	17	0	10
Nat Henry	2	5	0	3

Punting	No.	Yds	Avg	Long	In20	TB
Szabi Simo	6	259	43.2	56	0	0

Punt Returns	No.	Yards	TD	Long
Curt Williams	1	1	0	1

Kick Returns	No.	Yards	TD	Long
Gant Van Vliet	2	37	0	20

Tackles	UA-A	Total	Sacks	TFL
Mike Gibbons	6-3	9	0	0.5
Cody Keenan	4-4	8	1	1.5
Jamal Perkins	2-5	7	2	3.0
Joe Marabito	3-2	5	0	1.0

Qtr	Time	Scoring Play	V-H
1st	07:07	KENF - Nat Henry 5 yd run (Szabi Simo kick), 16-85 7:53	0 - 7
	06:49	ALL - Alex Victor 85 yd pass from Logan Lee (Ben Ziolkowski kick), 1-85 0:11	7 - 7
2nd	01:27	KENF - Brian Hunca 67 yd pass from Thomas Merkle (Szabi Simo kick), 1-67 0:10	7 - 14
3rd	11:13	KENF - Brian Hunca 35 yd pass from Thomas Merkle (Szabi Simo kick), 4-36 1:28	7 - 21
	00:01	KENF - Szabi Simo 38 yd field goal, 16-70 7:17	7 - 24
4th	06:25	KENF - Nat Henry 14 yd run (Szabi Simo kick), 10-71 5:21	7 - 31

2016 GAME SUMMARIES

Quickie Statistics (Final) Oberlin vs Allegheny College (Oct 01, 2016 at Meadville, Pa.)

	OBEF	ALL
Score	21	26
FIRST DOWNS	15	21
RUSHES-YARDS (NET)	38-102	60-200
PASSING YDS (NET)	125	127
Passes Att-Comp-Int	28-17-1	17-7-1
TOTAL OFFENSE PLAYS-YARDS	66-227	77-327
Fumble Returns-Yards	0-0	2-7
Punt Returns-Yards	0-0	0-0
Kickoff Returns-Yards	6-121	4-83
Interception Returns-Yards	1-0	1-51
Punts (Number-Avg)	5-34.8	4-29.5
Fumbles-Lost	4-3	7-2
Penalties-Yards	6-67	8-59
Possession Time	21:27	38:33
Third-Down Conversions	5 of 14	6 of 17
Fourth-Down Conversions	0 of 1	1 of 3
Red-Zone Scores-Chances	2-4	2-5

Oberlin

Rushing	No.	Gain	Loss	Net	TD	Lg	Avg
Rivers	16	93	0	93	1	23	5.8
C. Williams	7	24	0	24	0	15	3.4
Briggs	7	14	3	11	0	7	1.6
Myrick	1	0	4	-4	0	0	-4.0

Passing	C-A-I	Yds	TD	Long	Sack
Taylor	17-28-1	125	1	27	3

Receiving	No.	Yards	TD	Long
Cruz	7	39	0	13
Reinheimer	5	70	1	27
Clemons	3	20	0	10
Mueller	1	3	0	3

Punting	No.	Yds	Avg	Long	In20	TB
Schmitzerle	5	174	34.8	53	2	0

Punt Returns	No.	Yards	TD	Long
Briggs	4	60	0	23
Clemons	2	61	0	34

Kick Returns	No.	Yards	TD	Long
Briggs	4	60	0	23
Clemons	2	61	0	34

Tackles	UA-A	Total	Sacks	TFL
Solorzano	6-4	10	1.0	1.5
Bute	7-2	9	0.0	1.0
Jackson	5-4	9	0.0	0.0
Ju. Hason	5-1	6	0.0	0.0

Allegheny College

Rushing	No.	Gain	Loss	Net	TD	Lg	Avg
Tyler Balla	22	91	1	90	0	20	4.1
Brandon Sellers	16	69	0	69	0	13	4.3
Logan Lee	17	87	35	52	1	46	3.1
Nick Cervone	2	18	0	18	0	16	9.0

Passing	C-A-I	Yds	TD	Long	Sack
Logan Lee	7-17-1	127	1	33	2

Receiving	No.	Yards	TD	Long
Ben Bachik	4	74	1	29
John McFarland	3	53	0	33

Punting	No.	Yds	Avg	Long	In20	TB
McLaughlin	3	92	30.7	48	1	0
Logan Lee	1	26	26.0	26	1	0

Punt Returns	No.	Yards	TD	Long
Jake Wilson	4	83	0	26

Kick Returns	No.	Yards	TD	Long
Jake Wilson	4	83	0	26

Tackles	UA-A	Total	Sacks	TFL
Tristan Rhoades	5-4	9	0.0	1.5
Craye Nehler	6-1	7	0.0	0.0
Freddy Ruiz	5-2	7	0.0	0.0
Davenport	3-4	7	0.5	1.5

Qtr	Time	Scoring Play	V-H
1st	06:51	ALL - Ben Bachik 29 yd pass from Logan Lee (Ben Ziolkowski kick), 7-42 3:51	0 - 7
	05:47	ALL - Travis Thomas 51 yd interception return (Ben Ziolkowski kick failed)	0 - 13
	02:42	ALL - Logan Lee 46 yd run (Ben Ziolkowski kick), 3-54 1:16	0 - 20
2nd	12:26	OBEF - Rivers 23 yd run (Leshchyshyn kick), 2-25 0:33	7 - 20
	07:24	OBEF - Taylor 4 yd run (Leshchyshyn kick), 1-4 0:04	14 - 20
3rd	06:12	ALL - Ben Ziolkowski 22 yd field goal, 10-42 4:33	14 - 23
4th	13:01	ALL - Ben Ziolkowski 22 yd field goal, 9-68 4:10	14 - 26
	09:42	OBEF - Reinheimer 6 yd pass from Taylor (Leshchyshyn kick), 10-68 3:19	21 - 26

Quickie Statistics (Final)
DePauw vs Allegheny College (Oct 15, 2016 at Meadville, Pa.)

	DPU	ALL
Score	69	21
FIRST DOWNS	26	10
RUSHES-YARDS (NET)	58-485	19-11
PASSING YDS (NET)	176	365
Passes Att-Comp-Int	12-10-0	31-17-3
TOTAL OFFENSE PLAYS-YARDS	70-661	50-376
Fumble Returns-Yards	0-0	0-0
Punt Returns-Yards	1-0	1-9
Kickoff Returns-Yards	4-94	9-202
Interception Returns-Yards	3-0	0-0
Punts (Number-Avg)	3-36.3	7-34.0
Fumbles-Lost	1-0	1-0
Penalties-Yards	1-5	6-65
Possession Time	34:07	25:53
Third-Down Conversions	7 of 11	2 of 12
Fourth-Down Conversions	0 of 0	0 of 1
Red-Zone Scores-Chances	6-6	0-1

DePauw

Rushing	No.	Gain	Loss	Net	TD	Lg	Avg
Jason Kirchhoff	10	171	0	171	2	62	17.1
Demarco Henry	14	104	2	102	0	56	7.3
Nick Delgado	5	84	0	84	1	43	16.8
Ramon Lopez	16	49	2	47	1	10	2.9

Passing	C-A-I	Yds	TD	Long	Sack
Matt Hunt	10-12-0	176	4	76	1

Receiving	No.	Yards	TD	Long
Chase Sadler	4	126	4	76
Jason Kirchhoff	2	25	0	18
Ian Good	2	9	0	11
Brandon Lugar	1	15	0	15

Punting	No.	Yds	Avg	Long	In20	TB
Conn. Patterson	3	109	36.3	43	1	0

Punt Returns	No.	Yards	TD	Long
Jason Kirchhoff	1	0	0	0

Kick Returns	No.	Yards	TD	Long
Jack Roberts	2	61	0	34
Cade Jones	1	20	0	20

Tackles	UA-A	Total	Sacks	TFL
Bren. Connelly	3-3	6	0.0	0.0
Will Longthorne	4-1	5	0.0	1.0

Allegheny College

Rushing	No.	Gain	Loss	Net	TD	Lg	Avg
Brandon Sellers	4	12	0	12	0	4	3.0
Jon Nigro	1	2	0	2	0	2	2.0
Alex Victor	2	1	1	0	0	1	0.0
Tyler Balla	5	2	2	0	0	2	0.0

Passing	C-A-I	Yds	TD	Long	Sack
Logan Lee	13-26-3	288	2	86	2
Jon Nigro	4-5-0	77	1	63	0

Receiving	No.	Yards	TD	Long
Alex Victor	7	219	2	86
John McFarland	5	64	0	24
Guzman	1	63	1	63
Thomas Jr.	1	9	0	9

Punting	No.	Yds	Avg	Long	In20	TB
McLaughlin	7	238	34.0	47	0	0

Punt Returns	No.	Yards	TD	Long
Jake Wilson	1	9	0	9

Kick Returns	No.	Yards	TD	Long
Jake Wilson	9	202	0	44

Tackles	UA-A	Total	Sacks	TFL
Tristan Rhoades	7-2	9	0.0	0.0
Juwan Campbell	3-3	6	0.0	0.0

Qtr	Time	Scoring Play	V-H
1st	12:06	DPU - Jason Kirchhoff 20 yd run (Marko Adams kick), 3-38 0:40	7 - 0
	07:45	DPU - Chase Sadler 5 yd pass from Matt Hunt (Marko Adams kick), 8-58 2:20	14 - 0
	05:13	DPU - Chase Sadler 28 yd pass from Matt Hunt (Marko Adams kick), 4-58 0:58	21 - 0
	03:48	ALL - Alex Victor 74 yd pass from Logan Lee (Ben Ziolkowski kick), 3-77 1:19	21 - 7
	03:31	DPU - Jason Kirchhoff 62 yd run (Marko Adams kick), 1-62 0:11	28 - 7
	00:33	DPU - Nick Delgado 17 yd run (Marko Adams kick), 3-71 0:45	35 - 7
2nd	11:23	DPU - Ramon Lopez 2 yd run (Marko Adams kick), 4-55 1:00	42 - 7
	11:05	ALL - Alex Victor 86 yd pass from Logan Lee (Ben Ziolkowski kick), 1-86 0:14	42 - 14
	08:30	DPU - Chase Sadler 17 yd pass from Matt Hunt (Marko Adams kick failed), 5-58 2:29	48 - 14
3rd	14:01	DPU - Chase Sadler 76 yd pass from Matt Hunt (Marko Adams kick), 2-77 0:54	55 - 14
	06:20	DPU - Jake Lasky 27 yd run (Marko Adams kick), 10-76 5:50	62 - 14
	03:16	DPU - Jake Lasky 6 yd run (Marko Adams kick), 5-65 2:51	69 - 14
4th	07:29	ALL - Guzman 63 yd pass from Jon Nigro (Ben Ziolkowski kick), 5-76 2:13	69 - 21

Quickie Statistics (Final)
Allegheny College vs Denison (Oct 22, 2016 at Granville, Ohio)

	ALL	DEN
Score	28	42
FIRST DOWNS	16	30
RUSHES-YARDS (NET)	26-66	43-123
PASSING YDS (NET)	194	277
Passes Att-Comp-Int	31-17-0	30-24-1
TOTAL OFFENSE PLAYS-YARDS	57-260	73-400
Fumble Returns-Yards	1-27	0-0
Punt Returns-Yards	0-0	0-0
Kickoff Returns-Yards	6-145	4-30
Interception Returns-Yards	1-0	0-0
Punts (Number-Avg)	4-48.2	1-34.0
Fumbles-Lost	2-2	2-1
Penalties-Yards	13-122	8-79
Possession Time	23:18	36:42
Third-Down Conversions	5 of 11	7 of 11
Fourth-Down Conversions	2 of 2	2 of 2
Red-Zone Scores-Chances	2-2	6-7

Allegheny College

Rushing	No.	Gain	Loss	Net	TD	Lg	Avg
Tyler Balla	9	29	0	29	1	6	3.2
Brandon Sellers	4	16	0	16	0	6	4.0
Logan Lee	11	47	35	12	0	12	1.1
Nick Cervone	1	7	0	7	0	7	7.0

Passing	C-A-I	Yds	TD	Long	Sack
Logan Lee	17-31-0	194	2	25	6

Receiving	No.	Yards	TD	Long
John McFarland	7	115	1	25
Alex Victor	5	34	1	17
Alec Hutchin	3	30	0	13
Ben Bachik	2	15	0	8

Punting	No.	Yds	Avg	Long	In20	TB
McLaughlin	4	193	48.2	58	1	1

Punt Returns	No.	Yards	TD	Long

Kick Returns	No.	Yards	TD	Long
Jake Wilson	5	123	0	31
Cole Morris	1	22	0	22

Tackles	UA-A	Total	Sacks	TFL
Tristan Rhoades	8-6	14	0.0	0.0
Freddy Ruiz	8-3	11	0.0	0.0
Wyatt Boyler	4-4	8	0.0	0.0
Jon Scroxtton	2-6	8	1.0	2.5

Denison

Rushing	No.	Gain	Loss	Net	TD	Lg	Avg
Dara Laja	11	65	6	59	0	18	5.4
Cody Farley	18	34	3	31	2	9	1.7
Tommy Iammarino	12	56	33	23	1	21	1.9
David Weimar	1	7	0	7	0	7	7.0

Passing	C-A-I	Yds	TD	Long	Sack
Tommy Iammarino	24-30-1	277	3	32	5

Receiving	No.	Yards	TD	Long
Cody Farley	6	81	1	20
Charlie Mueller	6	50	0	17
Matt Iammarino	3	35	1	14
David Weimar	2	41	0	32

Punting	No.	Yds	Avg	Long	In20	TB
David Weimar	1	34	34.0	34	1	0

Punt Returns	No.	Yards	TD	Long

Kick Returns	No.	Yards	TD	Long
Joel Lohoua	3	24	0	13
Cody Farley	1	6	0	5

Tackles	UA-A	Total	Sacks	TFL
Zach Neufeld	6-2	8	2.0	3.0
Alex Raynor	5-3	8	1.0	2.0
Hayden Hatten	2-6	8	0.5	0.5
Andrew Baird	2-4	6	0.0	0.0

Qtr	Time	Scoring Play	V-H
1st	06:03	DEN - Cody Farley 4 yd run (Conor Dunn kick), 14-72 7:26	0 - 7
	01:02	DEN - Cody Farley 1 yd run (Conor Dunn kick), 7-51 2:44	0 - 14
2nd	10:47	ALL - Tyler Balla 2 yd run (Ben Ziolkowski kick), 12-72 5:07	7 - 14
	08:08	DEN - Tommy Iammarino 5 yd run (Conor Dunn kick), 5-64 2:35	7 - 21
	00:17	DEN - Cody Farley 14 yd pass from Tommy Iammarino (Conor Dunn kick), 10-80 4:59	7 - 28
3rd	12:44	ALL - Freddy Ruiz 27 yd fumble recovery (Ben Ziolkowski kick)	14 - 28
	04:47	DEN - Matt Iammarino 13 yd pass from Tommy Iammarino (Conor Dunn kick), 6-50 2:41	14 - 35
4th	13:35	ALL - John McFarland 25 yd pass from Logan Lee (Ben Ziolkowski kick), 7-48 2:12	21 - 35
	05:52	DEN - David Carter 11 yd pass from Tommy Iammarino (Conor Dunn kick), 13-77 7:33	21 - 42
	03:30	ALL - Alex Victor 13 yd pass from Logan Lee (Ben Ziolkowski kick), 9-64 2:14	28 - 42

Quickie Statistics (Final)
Allegheny College vs HIRAM (Oct 29, 2016 at Hiram, Ohio)

	ALL	HIRF
Score	14	42
FIRST DOWNS	17	20
RUSHES-YARDS (NET)	35-69	36-338
PASSING YDS (NET)	167	203
Passes Att-Comp-Int	39-16-1	31-19-1
TOTAL OFFENSE PLAYS-YARDS	74-236	67-541
Fumble Returns-Yards	1-1	0-0
Punt Returns-Yards	2-23	1-10
Kickoff Returns-Yards	4-83	3-54
Interception Returns-Yards	1-0	1-0
Punts (Number-Avg)	9-36.1	6-37.2
Fumbles-Lost	1-1	1-1
Penalties-Yards	6-70	15-129
Possession Time	30:49	29:11
Third-Down Conversions	4 of 17	6 of 14
Fourth-Down Conversions	0 of 2	0 of 1
Red-Zone Scores-Chances	2-3	2-2

Allegheny College

Rushing	No.	Gain	Loss	Net	TD	Lg	Avg
Tyler Balla	14	48	6	42	0	18	3.0
Alex Victor	7	30	0	30	0	8	4.3
Jon Nigro	2	12	5	7	0	12	3.5
Brandon Sellers	1	3	0	3	0	3	3.0

Passing	C-A-I	Yds	TD	Long	Sack
Logan Lee	15-35-1	162	2	34	4
Jon Nigro	1-4-0	5	0	5	1

Receiving	No.	Yards	TD	Long
Ben Bachik	4	49	1	16
Alex Victor	4	47	1	25
John McFarland	3	57	0	34
Tyler Balla	3	4	0	7

Punting	No.	Yds	Avg	Long	In20	TB
McLaughlin	9	325	36.1	49	2	0

Punt Returns	No.	Yards	TD	Long
Jake Wilson	2	23	0	13

Kick Returns	No.	Yards	TD	Long
Jake Wilson	4	83	0	25

Tackles	UA-A	Total	Sacks	TFL
Adrian Garcia	5-4	9	0.0	0.0
Travis Thomas	3-5	8	0.5	2.0
Colten Buzard	3-4	7	0.0	1.0
Wyatt Boyler	5-1	6	0.0	0.0

HIRAM

Rushing	No.	Gain	Loss	Net	TD	Lg	Avg
D. Robinson	14	232	6	226	2	81	16.1
I. Jones	11	59	0	59	3	37	5.4
R. Tucker	4	48	5	43	0	32	10.8
D. Paolo	3	15	0	15	0	13	5.0

Passing	C-A-I	Yds	TD	Long	Sack
R. Tucker	19-30-1	203	1	59	1
D. Paolo	0-1-0	0	0	0	0

Receiving	No.	Yards	TD	Long
J. Philander	7	82	0	22
A. Tate	4	75	1	59
D. Perkin	2	21	0	11
D. Hernandez	2	3	0	5

Punting	No.	Yds	Avg	Long	In20	TB
D. Navar	4	160	40.0	43	2	0
Z. D'Urso	2	63	31.5	39	0	1

Punt Returns	No.	Yards	TD	Long
M. Hernandez	1	10	0	10

Kick Returns	No.	Yards	TD	Long
M. Hernandez	2	32	0	23
D. Robinson	1	22	0	22

Tackles	UA-A	Total	Sacks	TFL
K. Burchett	5-5	10	0.0	1.0
H. Johnson	5-2	7	2.0	3.0
Z. Mabin	4-3	7	1.5	3.0
D. Fleetion	4-0	4	0.0	0.0

Qtr	Time	Scoring Play	V-H
1st	11:48	HIRF - A. Tate 59 yd pass from R. Tucker (S. Conway kick), 4-77 1:37	0 - 7
	09:37	ALL - Alex Victor 5 yd pass from Logan Lee (Ben Ziolkowski kick), 7-75 2:11	7 - 7
	05:33	HIRF - D. Robinson 60 yd run (S. Conway kick), 4-86 1:25	7 - 14
	00:42	HIRF - I. Jones 37 yd run (R. Tucker pass failed), 4-75 0:32	7 - 20
2nd	07:29	ALL - Ben Bachik 16 yd pass from Logan Lee (Ben Ziolkowski kick), 5-33 2:55	14 - 20
	02:43	HIRF - I. Jones 1 yd run (S. Conway kick), 10-80 4:27	14 - 27
4th	11:58	HIRF - D. Robinson 81 yd run (D. Perkin pass from S. Conway), 2-78 0:53	14 - 35
	08:01	HIRF - I. Jones 1 yd run (S. Conway kick), 8-64 2:57	14 - 42

**2016 Allegheny Gator Football
Allegheny College Team Game-by-Game (as of Nov 02, 2016)
All games**

TEAM STATISTICS

Date	Opponent	Rushing				Receiving				Passing				Kick Returns				Punt Returns				tot off
		no.	yds	td	lg	no.	yds	td	lg	cmp-att-int	yds	td	lg	no.	yds	td	lg	no.	yds	td	lg	
Sep 03	THIEL	38	133	1	26	18	172	2	30	18-38-3	172	2	30	8	268	0	76	0	0	0	0	305
Sep 10	at College of Wooster	47	206	1	53	18	252	4	91	18-37-1	252	4	91	8	209	0	43	1	39	0	39	458
9/17/16	at Wabash College	37	47	1	13	8	60	0	37	8-25-1	60	0	37	8	167	0	36	0	0	0	0	107
Sep 24	at Kenyon College	24	1	0	10	14	174	1	85	14-28-0	174	1	85	6	111	0	20	3	65	0	53	175
Oct 01	OBERLIN	60	200	1	46	7	127	1	33	7-17-1	127	1	33	4	83	0	26	0	0	0	0	327
Oct 15	DEPAUW	19	11	0	7	17	365	3	86	17-31-3	365	3	86	9	202	0	44	1	9	0	9	376
Oct 22	at Denison	26	66	1	12	17	194	2	25	17-31-0	194	2	25	6	145	0	31	0	0	0	0	260
Oct 29	at HIRAM	35	69	0	18	16	167	2	34	16-39-1	167	2	34	4	83	0	25	2	23	0	13	236
Allegheny College		286	733	5	53	115	1511	15	91	115-246-10	1511	15	91	53	1268	0	76	7	136	0	53	2244
		348	2074	36	81	134	1735	14	76	134-193-4	1735	14	76	31	604	0	50	7	34	0	17	3809

Games: 8 • Avg/rush: 2.6 • Avg/catch: 13.1 • Pass effic: 110.33 • KR avg: 23.9 • PR avg: 19.4 • All purpose avg/game: 462.4 • Total offense avg/gm: 280.5

Date	Opponent	Tackles				Sacks	Fumble	Pass Defense			blkd	PAT Attempts			off			
		ua	a	total	tfl-yds	no-yds	ff	fr-yds	int-yds	qbh	brup	kick	kick	rush	rcv	saf	t/o	pts
Sep 03	THIEL	37	18	55	4.0-29	2.0-20	1	1-0	0-0	0	2	0	3-3	0	0	0	7	21
Sep 10	at College of Wooster	42	32	74	8.0-24	0.0-0	1	0-0	0-0	3	7	0	4-4	0	0	0	0	40
9/17/16	at Wabash College	48	18	66	6.0-15	1.0-6	2	1-0	0-0	2	0	0	1-1	0	0	0	0	7
Sep 24	at Kenyon College	32	44	76	10.0-29	2.0-11	0	0-0	1-0	1	1	0	1-1	0	0	0	0	7
Oct 01	OBERLIN	42	24	66	7.0-36	3.0-22	2	3-7	1-51	0	4	0	2-3	0	0	0	6	26
Oct 15	DEPAUW	52	22	74	5.0-18	1.0-10	1	0-0	0-0	0	2	0	3-3	0	0	0	0	21
Oct 22	at Denison	43	38	81	10.0-40	5.0-32	2	1-27	1-0	2	1	0	4-4	0	0	0	14	28
Oct 29	at HIRAM	33	32	65	9.0-23	1.0-5	1	1-1	1-0	0	3	0	2-2	0	0	0	0	14
Allegheny College		329	228	557	59.0-214	15.0-106	10	7-35	4-51	8	20	0	20-21	0	0	0	27	164
		306	232	538	72.0-281	30.0-189	10	11-0	10-136	18	31	1	46-48	0	1	0	77	357

Date	Opponent	Punting							Field Goals			Kickoffs						
		no.	yds	avg	long	blkd	tb	fc	50+	i20	md-att	long	blkd	no.	yds	avg	tb	ob
Sep 03	THIEL	3	87	29.0	42	0	0	0	0	0	0-0	0	0	4	236	59.0	1	0
Sep 10	at College of Wooster	5	194	38.8	45	0	0	1	0	0	2-2	28	0	8	416	52.0	0	0
9/17/16	at Wabash College	11	393	35.7	46	0	1	3	0	1	0-0	0	0	2	110	55.0	0	0
Sep 24	at Kenyon College	10	372	37.2	50	0	0	2	1	2	0-1	0	0	2	116	58.0	0	0
Oct 01	OBERLIN	4	118	29.5	48	0	0	1	0	2	2-3	22	1	6	315	52.5	0	0
Oct 15	DEPAUW	7	238	34.0	47	0	0	3	0	0	0-0	0	0	4	229	57.2	0	0
Oct 22	at Denison	4	193	48.2	58	0	1	1	2	1	0-0	0	0	4	165	41.2	0	0
Oct 29	at HIRAM	9	325	36.1	49	0	0	2	0	2	0-0	0	0	3	169	56.3	0	0
Allegheny College		53	1920	36.2	58	0	2	13	3	8	4-6	28	1	33	1756	53.2	1	0
		32	1160	36.2	56	0	1	7	2	9	3-7	38	0	61	3586	58.8	7	1

SINGLE-GAME RECORDS

SCORING

30	Mario Tarquinio vs. Hiram	10/23/04
30	Shane Ream vs. Hiram	10/07/00
30	Jim Mormino vs. Oberlin	11/15/97
30	Kyle Smesko vs. Kenyon	11/09/96
30	Jon Iozzi vs. Denison	10/30/93
30	Stanley Drayton vs. Earlham	10/05/91
30	Jay Lewis vs. Carnegie Mellon	10/18/69
24	24 TIMES	
	Most Recently:	
	Alex Victor at Wooster	9/10/16

RUSHING YARDS

259	James Villa vs. Bethany	10/27/56
252	Mario Tarquinio vs. Kenyon	10/14/06
245	Stanley Drayton vs. Earlham	11/14/92
238	Shane Ream vs. Wash. & Jeff	9/9/00
222	Stanley Drayton vs. Oberlin	10/24/92
218	Jim Mormino vs. Denison	10/04/97
216	Mario Tarquinio vs. Kenyon	10/16/04
213	Mario Tarquinio vs. HiramX	9/16/06
212	Stanley Drayton vs. Wittenberg	10/26/91
210	Stanley Drayton vs. Kenyon	10/17/92

RUSHING TOUCHDOWNS

5	Mario Tarquinio vs. Hiram	10/23/04
5	Shane Ream vs. Hiram	10/17/00
5	Jim Mormino vs. Oberlin	11/15/97
5	Kyle Smesko vs. Kenyon	11/9/96
5	Jon Iozzi vs. Denison	10/30/93
5	Stanley Drayton vs. Earlham	10/5/91
4	SEVEN TIMES	
	Most Recent:	
	Shane Ream vs. Buffalo St	11/06/99

RUSHING ATTEMPTS

42	Shane Ream vs. Wash. & Jeff	9/9/00
40	Bob Murray vs. Thiel	10/31/81
38	Mario Tarquinio vs. Kenyon	10/14/06
38	Stanley Drayton vs. CMU	9/7/91
36	Stanley Drayton vs. Albion	11/23/91
35	Shane Ream vs. Ohio Wesleyan	11/11/00
35	Stanley Drayton vs. Earlham	11/14/92
35	Stanley Drayton vs. Wittenberg	10/19/91

PASSING YARDS

400	Jimmy Savage vs. Wabash	10/7/06
365	Bubba Smith vs. Kenyon	9/13/03
365	TJ Salopek vs. Denison	10/29/11
361	Bubba Smith vs. Denison	11/12/11
358	Kyle Adamson vs. Mt. Union	10/23/96
342	TJ Salopek vs. Ohio Wesleyan	9/30/06
322	Mike Ganey vs. Carnegie Mellon	10/31/69
315	Mike Ganey vs. John Carroll	11/03/67
312	Jordan Fowler vs. Denison	10/15/11
306	Paul Bell vs. Wittenberg	9/24/94
302	Jimmy Savage vs. Hiram	9/16/06

PASSING ATTEMPTS

58	Jimmy Savage vs. Wabash	10/7/06
46	Bubba Smith vs. Wash. & Jeff	9/13/03
45	Jordan Fowler vs. Wabash	10/29/11
44	Jordan Fowler vs. Oberlin	11/12/11
44	TJ Salopek vs. Wittenberg	11/8/08
44	Jimmy Savage vs. Denison	9/30/06
43	TJ Salopek vs. Wooster	10/31/09
43	TJ Salopek vs. Wittenberg	11/3/07
43	Mike Ganey vs. Carnegie Mellon	10/19/68
42	Jimmy Savage vs. Wooster	10/21/06

PASSING COMPLETIONS

38	Jimmy Savage vs. Wabash	10/7/06
33	Jordan Fowler vs. Wabash	10/29/11
33	TJ Salopek vs. Kenyon	10/24/09
32	Bubba Smith vs. Wash. & Jeff	9/13/03
31	TJ Salopek vs. Ohio Wesleyan	10/23/10
30	TJ Salopek vs. Wittenberg	11/8/08
29	Jordan Fowler vs. Denison	10/29/11
29	Jimmy Savage vs. Kenyon	10/15/05
28	Drew Steizer vs. Kenyon	10/13/07
27	Kyle Adamson vs. Mt. Union	11/23/96

TOUCHDOWN PASSES

6	Bubba Smith vs. Kenyon	10/13/01
5	Mike Ganey vs. Carnegie Mellon	10/18/69
4	Logan Lee at Wooster	9/10/16
4	TJ Salopek vs. Carnegie Mellon	9/11/10
4	TJ Salopek vs. Wittenberg	11/8/08
4	Jimmy Savage vs. Wabash	10/7/06
4	Bubba Smith vs. Earlham	11/8/03
4	Kyle Adamson vs. Carnegie Mel	9/9/95
4	Paul Bell vs. Case	9/25/93
4	Paul Bell vs. Ohio Wesleyan	11/7/92
4	Paul Bell vs. Carnegie Mellon	10/3/92
4	Jeff Filkovski vs. Earlham	9/28/90
4	Carl Hermann vs. Westminster	11/11/50

RECEIVING YARDS

254	Jay Lewis vs. Carnegie Mellon	10/18/69
217	Alex Victor vs. DePauw	10/15/16
217	Jay Lewis vs. John Carroll	10/11/69
185	Terry Hartford vs. Denison	10/17/09
181	Andy McKenzie vs. Ohio Wesleyan	11/7/92
177	Jon Turner vs. Kenyon	10/13/01
172	Brian Woods vs. Earlham	11/8/03
170	Tyler Smith at Thiel	9/5/15

RECEPTIONS

14	Jay Lewis vs. John Carroll	10/11/69
13	Kyle Geiser vs. Kenyon	10/15/05
12	Jim Lieb vs. Kenyon	10/13/07
11	Jake Vite vs. Kenyon	10/24/09
11	Jim Lieb vs. Ohio Wesleyan	10/27/07
11	Jon Turner vs. Wash. & Jeff	9/13/03
11	John Boughton vs. Oberlin	10/14/67
10	Matt Griffith vs. Denison	10/15/11
10	Jim Lieb vs. Wabash	10/7/06
10	Dallas Robinson vs. Wabash	10/7/06
10	Jim Lieb vs. Wabash	10/29/05

TOUCHDOWN RECEPTIONS

4	Jon Turner vs. Kenyon	10/13/01
4	Jay Lewis vs. Carnegie Mellon	10/18/69
3	Alex Victor at Wooster	9/10/16
3	Terry Hartford vs. Ohio Wesleyan	10/23/10
3	David Strawser vs. CMU	9/11/10
3	Dallas Robinson vs. Oberlin	11/11/06
3	Jake Vite vs. Wabash	10/7/06
3	Brian Woods vs. Earlham	11/08/03
3	Jon Turner vs. Hiram	10/6/01
3	Brian Woods vs. Denison	9/22/01

PUNT RETURNS

8	Julio Locayo vs. Ohio Wesleyan	11/2/91
7	Chuck Lazar vs. John Carroll	11/4/78
6	Joe Cowart vs. Kenyon	10/13/01
6	Antoine Morris vs. Kenyon	11/9/96
6	Mark Spoerke vs. Wittenberg	10/10/92

PUNT RETURN YARDS

161	Chuck Lazar vs. Case Western	10/14/78
118	Brian Woods vs. Earlham	11/8/03
117	Tedd Gozur vs. Oberlin	11/14/98
116	Chris Conrad vs. Thiel	9/14/96
116	Antoine Morris vs. Kenyon	11/9/96
111	Nick Jones vs. Hiram	10/22/05
105	Brian Woods vs. Montclair St	11/22/03
105	Joe Cowart vs. Kenyon	10/13/01
103	Steve Williams vs. Hiram	10/23/04
86	Derrick Emigh vs. Hiram	11/5/11
85	Terry Hartford vs. Wooster	11/1/08
85	Mark Spoerke vs. Kenyon	10/17/92

KICKOFF RETURNS


9	Jake Wilson vs. DePauw	10/16/16
8	Jake Wilson at Wooster	9/10/16
8	Tyler Balla vs. Wabash	9/19/15
7	Jake Wilson at Wabash	9/17/16
7	Jeremy Walker vs. CMU	10/11/08
7	LaMarcus Thurman vs. Wabash	10/28/00
6	Eight Times	
	Most Recently:	
	Jake Wilson at Denison	10/22/16

KICKOFF RETURN YARDAGE

223	Jake Wilson vs. Thiel	9/3/16
209	Jake Wilson at Wooster	9/10/16
202	Jake Wilson vs DePauw	10/15/16
169	Jim Lieb vs. Kenyon	10/14/06
136	Jake Wilson at Wabash	9/17/16
136	Tyler Balla vs. Wabash	9/19/15
135	Jeff Melvin vs. Bethany	10/02/82
134	Tyler Smith vs. Wooster	10/11/14
123	Jake Wilson vs. Denison	10/22/16
120	RaShawn Allen vs. Earlham	11/08/03
116	Brian Woods vs. W & J	09/08/01




Shane Ream



Mike Ganey



Jon Turner



Jay Lewis



Bubba Smith

2016 Allegheny Football Game Notes • Week Nine • Allegheny vs. Ohio Wesleyan

KICKING POINTS

16	Kevin Bowser vs. Wooster.....	10/24/98
14	Aaron Polack vs. Kenyon.....	10/13/01
14	Kevin Bowser vs. Denison.....	9/19/98
13	Aaron Polack vs. Hiram.....	10/11/03
13	Aaron Polack vs. Hiram.....	10/6/01
12	Chris Merski vs. Wooster.....	10/28/94
11	EIGHT TIMES	

FIELD GOALS

4	Kevin Bowser vs. Wooster.....	10/24/98
3	Ryan Mong vs. DePauw.....	10/13/12
3	Ryan Zipf vs. Wabash.....	10/29/11
3	Ryan Zipf vs. Case Western.....	10/2/10
3	Ryan Zipf vs. Ohio Wesleyan.....	11/14/09
3	Josh Whiteside vs. Denison.....	9/30/09
3	Aaron Polack vs. Hiram.....	10/11/03
3	Aaron Polack vs. Hiram.....	10/06/01
3	Nick Nardone vs. Wash. & Jeff.....	10/15/77

PATS

9	Chris Merski vs. Case Western.....	10/01/94
8	Aaron Polack vs. Kenyon.....	10/13/01
8	Mike Allgeier vs. Earlham.....	10/23/99
8	Kevin Bowser vs. Oberlin.....	11/14/98
8	Kevin Bowser vs. Earlham.....	10/17/98
8	Kevin Bowser vs. Kenyon.....	10/10/98
8	Chris Merski vs. Oberlin.....	10/24/92
8	Chris Merski vs. Denison.....	09/28/91
7	Thirteen Times	
	Most Recently:	
	Josh Whiteside vs. Kenyon.....	10/14/06

TACKLES

37	Matt Matlak vs. Carnegie Mellon.....	10/22/77
26	Corey Belaney vs. St. Francis.....	11/13/99
25	Mike Parker vs. Ohio Wesleyan.....	10/10/87
25	Ed Tasz vs. Wash. & Jeff.....	10/28/78
20	Andy Toner vs. Carnegie Mellon.....	09/22/07
19	Corey Belaney vs. Gannon.....	11/07/98
19	Nick Murgo vs. Wooster.....	09/12/15
18	Corey Belaney vs. Wittenberg.....	10/03/98
17	Tristan Rhoades at Wooster..... 9/10/16	
17	Andy Schleihauf vs. Denison.....	10/17/09
17	Pat Lentz vs. Mount Union.....	09/02/00
17	Wayne Mack vs. Rochester.....	11/10/90

SACKS

4.0	Bob Fraser vs. Ohio Wesleyan.....	11/03/84
3.5	Nick Silva vs. Ohio Wesleyan.....	11/14/09
3.5	David Pisanick vs. Denison.....	09/22/01

INTERCEPTIONS

3	Numerous	
	Most Recent:	
	Andy Toner vs. Hiram.....	9/16/06

SINGLE-GAME TEAM RECORDS

Points & Margin of Victory (all eras).....	116	Wooster.....	10/31/1913
Points & Margin of Victory (modern).....	83	Oberlin.....	11/12/1994
Margin of Defeat.....	81	New York University.....	11/19/1927
First Downs.....	35	Earlham.....	10/8/1994
First Downs - Rushing.....	24	Earlham.....	11/14/1992
.....	24	Washington & Jefferson.....	10/22/1973
First Downs - Passing.....	19	Earlham.....	10/8/1994
Total Offensive Plays.....	94	Washington & Jefferson.....	9/9/2000
Total Offense.....	774	Wooster.....	10/29/1994
Rushing Attempts.....	59	Denison.....	10/30/1993
Rushing Yards.....	495	Wooster.....	10/29/1994
Rushing Touchdowns.....	8	Hiram.....	10/23/2004
.....	8	Case Western Reserve.....	10/1/1994
.....	8	Earlham.....	11/14/1992
Passing Yards.....	400	Wabash.....	10/7/2006
Passing Touchdowns.....	7	Kenyon.....	10/13/2001
.....	7	Oberlin.....	11/12/1994
Fewest Yards Allowed.....	47	Oberlin.....	11/12/1994
Fewest Rushing Yards Allowed.....	-56	Kenyon.....	10/10/1998
Fewest Passing Yards Allowed.....	0	Ohio Wesleyan.....	11/5/1998
Interceptions By.....	7	Earlham.....	9/29/1998
Sacks.....	9	Kenyon.....	10/10/1998

THE LAST TIME ALLEGHENY...

Had a player pass for 300+ yards.....	Jordan Fowler, 312 yards, 10/15/11 vs. Denison
Had a player pass for four touchdowns.....	Logan Lee, 9/10/16 at Wooster
Had a player catch three touchdown receptions.....	Alex Victor, 9/10/16 at Wooster
Had a player with 150+ receiving yards.....	Alex Victor, 219 yards, 10/15/16 vs. DePauw
Had a player with 10+ receptions.....	Matt Griffith, 10 catches, 10/15/11 vs. Denison
Had 350+ passing/receiving yards.....	364 yards, 10/17/09 vs. Denison
Had 300+ yards team rushing.....	300 yards (39 attempts), 9/16/06 vs. Hiram
Scored three rushing touchdowns.....at Hiram, 10/6/10
Scored four rushing touchdowns.....vs. Kenyon, 10/14/06
Had a player rush for 100+ yards.....	Tyler Balla, 115 yds, 9/3/16 vs. Thiel
Had a player rush for 150+ yards.....	Mario Tarquinio, 180 yards, 10/28/06 vs. Ohio Wesleyan
Had a player rush for 200+ yards.....	Mario Tarquinio, 213 yards, 9/16/06 vs. Hiram
Had a player rush for three touchdowns.....	Mario Tarquinio, 10/15/05 vs. Kenyon
Had 500 all-purpose yards.....	505, 10/26/09 vs. Oberlin
Had a player with 200+ all-purpose yards.....	Terry Hartford, 204 yards, 10/17/09 vs. Denison
Scored a special teams touchdown.....	John Opet 85-yard KR, 11/9/13 vs. Denison
Held an opponent under 50 yards rushing.....	32 yards, 10/5/13 at Ohio Wesleyan
Held an opponent under 100 yards passing.....	94 yards, 11/5/11 vs. Hiram
Held an opponent under 150 total yards.....	104 yards, 9/26/09 at Oberlin
Had five sacks in a game.....	at Denison, 10/22/16
Had four interceptions in a game.....vs. Westminster, 9/12/09
Had a player with 15+ tackles.....	Tristan Rhoades, 17, 9/10/16 at Wooster
Had a player with three sacks.....	Jahnaaman Boone, 10/22/16 at Denison
Scored a defensive touchdown.....	Freddy Ruiz, 27-yd fumble return, 10/22/16 at Denison
Shut out an opponent.....	Allegheny 13, Hiram 0, 11/10/12
Posted two consecutive shutouts.....at Earlham (67-0), at Kenyon (42-0), 1999
Won an overtime game.....	Allegheny 20, Wabash 17, 9/22/12
Played consecutive overtime games.....	2008, vs. Wittenberg (30-27), vs. Ohio Wesleyan (10-7)
Blocked a field goal.....10/15/13, at Ohio Wesleyan
Blocked a punt.....10/29/11, vs. Wabash
Recorded a safety.....10/3/15 at Oberlin



Andy Toner



Chuck Lazar



Matt Matlak



Kevin Bowser



Bob Fraser

CAREER RECORDS

SCORING

384	Shane Ream	1998-2001
336	Stanley Drayton	1989-1992
288	Jim Mormino	1994-1997
282	Kyle Smesko	1993-1996
252	Chris Merski	1991-1994
212	Tibor Solymosi	1973-1976
206	David Brown	1986-1989
204	Mario Tarquinio	2003-2006

RUSHING YARDS

4,037	Shane Ream	1998-2001
3,272	Stanley Drayton	1989-1992
3,257	Tibor Solymosi	1973-1976
3,187	Mario Tarquinio	2003-2006
2,719	Jim Mormino	1994-1997
2,707	Kyle Smesko	1993-1996
2,537	James Villa	1955-1957
2,382	Mark Matlak	1974-1977

RUSHING ATTEMPTS

783	Tibor Solymosi	1973-1976
724	Shane Ream	1998-2002
642	Mario Tarquinio	2003-2006
574	Stanley Drayton	1989-1992

RUSHING TOUCHDOWNS

60	Shane Ream	1998-2001
54	Stanley Drayton	1989-1992
46	Kyle Smesko	1993-1996
41	Jim Mormino	1994-1997
35	Tibor Solymosi	1973-1976
32	David Brown	1986-1989
31	Mario Tarquinio	2003-2006
31	Arthur Dahl	1922-1925
28	Chuck Bremer	1991-1994
28	Mark Matlak	1974-1977
28	James Villa	1955-1957

PASSING YARDS

7,877	T.J. Salopek	2007-2010
5,881	Bubba Smith	2000-2003
5,181	Jimmy Savage	2003-2006
4,967	Paul Bell	1991-1994
4,564	Mike Ganey	1966-1969
4,113	John Logue	1986-1989
3,404	Jon Nigro	2013 - pres

PASSING ATTEMPTS

1,135	T.J. Salopek	2007-2010
838	Bubba Smith	2000-2003
770	Jimmy Savage	2003-2006
682	Mike Ganey	1966-1969
652	John Logue	1986-1989
624	Jon Nigro	2013 - pres

PASS COMPLETIONS

718	T.J. Salopek	2007-2010
478	Bubba Smith	2000-2003
461	Jimmy Savage	2003-2006
389	Kyle Adamson	1994-1997
346	Jon Nigro	2013 - pres
342	Mike Ganey	1966-1969
318	John Logue	1986-1989

COMPLETION PERCENTAGE

63.8	Kyle Adamson	1994-1997
62.1	T.J. Salopek	2007-2009
60.0	Paul Bell	1991-1994
59.9	Jimmy Savage	2003-2006

PASS EFFICIENCY

165.5	Paul Bell	1991-1994
143.6	Jeff Filkovski	1987-1990
124.8	T.J. Salopek	2007-2009

TOUCHDOWN PASSES

55	Bubba Smith	2000-2003
48	Kyle Adamson	1994-1997
47	Paul Bell	1991-1994
43	Mike Ganey	1966-1969
41	Jimmy Savage	2003-2006
32	T.J. Salopek	2007-2009

RECEPTIONS

167	Jon Turner	2000-2003
150	Jim Lieb	2005-2007
134	Andrew Niklaus	2011-2014
125	Jake Vite	2006-2009
125	Ronnie Anderson	1994-1996
102	Nathan Six	1995-1998
95	John Boughton	1965-1968
89	Brian Woods	2000-2003
86	Chris Conrad	1993-1996
86	Andy McKenzie	1991-1994
86	John McFarland	2013-pres
83	Tyler Smith	2012-2015

RECEIVING YARDS

2,000	Jon Turner	2000-2003
1,783	Ronnie Anderson	1994-1996
1,727	Jim Lieb	2005-2007
1,680	Andy McKenzie	1991-1994
1,675	Jake Vite	2006-2009
1,444	Chris Conrad	1993-1996
1,325	Steve Roux	1986-1989
1,314	John Boughton	1965-1968

TOUCHDOWN RECEPTIONS

20	Jon Turner	2000-2003
18	Ronnie Anderson	1994-1996
16	Andy McKenzie	1991-1994
16	Jay Lewis	1966-1969
15	Dallas Robinson	2003-2006
14	Julio Lacayo	1988-1991
11	Jake Vite	2006-2009
11	Nathan Six	1995-1998
11	Rob Gardner	1990-1993
11	John Boughton	1965-1968

ALL-PURPOSE YARDS

4,505	Shane Ream	1998-2001
4,010	Stanley Drayton	1989-1992
3,627	Jim Mormino	1994-1997
3,580	David Brown	1986-1989

TOTAL OFFENSE

6,531	Bubba Smith	2000-2003
6,061	T.J. Salopek	2007-2009
5,958	Jimmy Savage	2003-2006
5,924	Kyle Adamson	1994-1997
5,680	Paul Bell	1991-1994
5,027	Mike Ganey	1966-1969
4,030	John Logue	1986-1989

PUNT RETURNS

61	Chuck Lazar	1975-1978
----	-------------	-----------

PUNT RETURN YARDS

625	Chuck Lazar	1975-1978
-----	-------------	-----------

PUNT RETURN AVERAGE

19.6	Chris Conrad	1993-1996
------	--------------	-----------

PUNT RETURN TOUCHDOWNS

3	Ed Pinkham	1971-1974
3	Brian Woods	2000-2003

KICKOFF RETURNS

47	Tyler Smith	2012-2015
41	Ed Pinkham	1971-1974

KICK RETURN YARDS

1,204	Jake Wilson	2014-pres
1,002	Brian Woods	2000-2003
925	Ed Pinkham	1971-1974
921	Tyler Smith	2012-2015

KICK RETURN AVERAGE

25.05	Brian Woods	2000-2003
-------	-------------	-----------

KICK RETURN TOUCHDOWNS

2	Rob Gardner	1990-1993
---	-------------	-----------

KICKING POINTS

252	Chris Merski	1991-1994
222	Ryan Zipf	2008-2011
158	Kevin Bowser	1995-1998
123	Sean Ward	1985-1988
118	Nick Nardone	1975-1978
116	Josh Whiteside	2004-2007

FIELD GOALS

43	Ryan Zipf	2008-2011
30	Chris Merski	1991-1994
21	Nick Nardone	1975-1978
20	Steve Boucher	1987-1990
20	Sean Ward	1985-1988

PAT'S

162	Chris Merski	1991-1994
-----	--------------	-----------

PUNTING AVERAGE

40.1	Andrew DeJong	2008-2011
38.3	Jason Black	2004-2007
38.1	T.J. Florkiewicz	1991-1992
37.8	Aaron Polack	2000-2003

TACKLES


450	Matt Matlak	1974-1977
410	Mike Parker	1985-1988
362	Wayne Mack	1989-1992

SACKS

29.5	David Pisanick	2000-2003
27.5	Nick Reiser	1993-1996
27.5	Bob Tatsch	1993-1996
23.0	Joe Rossi	1997-2000
22.5	Dave Monaghan	1996-1999
18.0	Mike Parker	1985-1988
18.0	Mike LaCarte	1986-1989

INTERCEPTIONS

15	Chuck Lazar	1975-1978
14	Tony Bifulco	1988-1991
14	David LaCarte	1987-1990
14	Bill Law	1976-1979




Stanley Drayton



Tibor Solymosi



TJ Salopek



Chuck Lazar



Chris Merski

LONGEST PLAYS

TOUCHDOWN PASSES

	Year	Passer	Receiver	Distance	Opponent
1.	1990	Jeff Fikovski	Julio Locayo	95 yards	Earlham
2.	2009	T.J. Salopek	Terry Hartford	94 yards	Denison
3.	2016	Logan Lee	Alec Hutchin	91 yards	Wooster
4.	2016	Logan Lee	Alex Victor	86 yards	DePauw
5.	1966	Michael Ganey	George Simonton	85 yards	Washington & Jefferson
	2016	Logan Lee	Alex Victor	85 yards	Kenyon
7.	2006	Jimmy Savage	Jim Lieb	83 yards	Oberlin
	1995	Kyle Adamson	Chris Conrad	83 yards	Westminster
	1995	Chris Fonte	Drew Lighthart	83 yards	Ohio Wesleyan
10.	1990	Jeff Fikovski	Jerry O'Brien	82 yards	Earlham
	1992	Paul Bell	Rob Gardner	82 yards	Case Western Reserve

TOUCHDOWN RUNS

	Year	Rusher	Distance	Opponent
1.	1948	Gerald Watson	96 yards	Dickinson
2.	1899	Walter Borland	95 yards	Grove City
3.	1930	Robert Garbark	94 yards	Adrian
	1958	Chauncey Mann	94 yards	John Carroll
5.	1989	Jeff Fikovski	89 yards	Thiel

PUNT RETURN TOUCHDOWNS

	Year	Returner	Distance	Opponent
1.	2008	Terry Hartford	85 yards	Wooster
2.	1983	Chris Conrad	84 yards	Ohio Wesleyan
	1978	Chuck Lazar	84 yards	Case Western Reserve
4.	1971	Ed Pinkham	80 yards	Case Western Reserve
5.	2003	Brian Woods	77 yards	Wooster

KICKOFF RETURN TOUCHDOWNS

	Year	Returner	Distance	Opponent
1.	1954	Donald Smith	100 yards	Hobart
2.	1983	Mike Fisher	97 yards	Lebanon Valley
3.	1993	Rob Gardner	95 yards	Wittenberg
	1972	Jeff Carroll	95 yards	Otterbein
5.	2005	Kyle Geiser	94 yards	Kenyon
	1998	Chad Paolini	94 yards	Earlham

INTERCEPTION RETURN TOUCHDOWNS

	Year	Player	Distance	Opponent
1.	2002	Derek Vikara	87 yards	Washington & Jefferson
2.	1984	Marc Colderone	85 yards	Lebanon Valley
3.	2008	Sid Facaros	79 yards	Kenyon
4.	1989	Tony Bifulco	76 yards	Oberlin
5.	1914	Floyd Arnold	75 yards	Geneva

FUMBLE RETURN TOUCHDOWNS


	Year	Player	Distance	Opponent
1.	2010	Sid Facaros	76 yards	Case Western Reserve

FIELD GOALS

	Year	Player	Distance	Opponent
1.	1994	Chris Merski	50 yards	Kenyon
	1979	Dave Nelson	50 yards	Washington & Jefferson
	1978	Nick Nardone	50 yards	Geneva
4.	2010	Ryan Zipt	48 yards	Carnegie Mellon
5.	2008	Ryan Zipt	47 yards	Denison
	2006	Josh Whiteside	47 yards	Ohio Wesleyan
7.	1994	Chris Merski	46 yards	Ohio Wesleyan

PUNTS

	Year	Player	Distance	Opponent
1.	2011	Andrew DeJong	75 yards	Carnegie Mellon



2016 OPPONENTS

THIEL COLLEGE

Week One - September 3 - 7 p.m.
Frank B. Fuhrer Field - Meadville, Pa.

Location Greenville, Pa.
 Founded 1866
 Enrollment 1,000
 Nickname Tomcats
 Colors Navy Blue & Old Gold
 Home Stadium Alumni Stadium
 Capacity 1,400
 Surface Sportexe
 Conference Presidents' Athletic
 President Dr. Susan Traverso
 Director of Athletics Amy Schafer
 Sports Information Director Ed Topoleski

All-Time Football Record 353-525-37
 Years in Postseason 1
 Last NCAA Appearance 2005
 Head Coach Dan Blume
 Alma Mater Mount Union '06
 Career Record 3-5 (1st yr)
 Record at Thiel 3-5 (1st yr)
 2015 Overall Record 2-8
 2015 PAC Record 2-8
 Series Allegheny leads 38-33-5
 First/Last Meeting 1893/2015

2016 SCHEDULE (3-5, 2-5 PAC)

9/3	at Allegheny	W, 44-21
9/10	SAINT VINCENT*	L, 34-32
9/17	BETHANY*	W, 57-47
9/24	at Geneva*	L, 37-25
10/1	WASH & JEFF*	L, 62-14
10/15	at Case*	L, 48-21
10/22	at Carnegie Mellon*	L, 49-33
10/29	WAYNESBURG*	W, 50-42
11/5	THOMAS MORE*	1:00 p.m.
11/12	at Grove City*	1:30 p.m.

2015 RESULTS (2-8, 1-8 PAC)

Sept. 5	ALLEGHENY	W, 37-21
Sept. 12	at Bethany*	L, 51-16
Sept. 19	at Thomas More*	L, 60-12
Sept. 26	CASE WESTERN RESERVE*	L, 41-6
Oct. 3	at Saint Vincent*	L, 65-14
Oct. 10	Westminster*	L, 49-6
Oct. 24	at Waynesburg*	L, 28-15
Oct. 31	CARNEGIE MELLON	L, 73-19
Nov. 7	at Washington & Jefferson*	L, 65-28
Nov. 14	GROVE CITY*	W, 28-23

* Presidents' Athletic Conference contest



THE COLLEGE OF WOOSTER

Week Two - September 10 - 7 p.m.
John P. Papp Stadium - Wooster, OH

Location Wooster, Ohio
 Founded 1866
 Enrollment 2,058
 Nickname Fighting Scots
 Colors Black and Gold
 Home Stadium John P. Papp Stadium
 Capacity 4,500
 Surface Sprinturf
 Conference North Coast Athletic Conference
 President Sarah Bolton
 Director of Athletics Keith Beckett
 Sports Information Director Kevin Smith

All-Time Football Record 526-452-42
 Years in Postseason 1
 Last NCAA Appearance 2004
 Head Coach Frank Colaprete
 Alma Mater John Carroll '96
 Career Record 16-22 (3 yrs)
 Record at Wooster 16-22 (3 yrs)
 2015 Overall Record 2-8
 2015 NCAC Record 2-7
 Series Allegheny leads 20-19
 First/Last Meeting 1905/2015

2016 SCHEDULE (3-5, 3-4 NCAC)

Sept. 3	at Washington & Jeff.	L, 58-20
Sept. 10	ALLEGHENY*	W, 49-40
Sept. 17	DEPAUW*	L, 35-24
Sept. 24	at Denison*	L, 45-7
Oct. 1	WITTENBERG*	L, 41-13
Oct. 15	at Oberlin*	W, 34-30
Oct. 22	at Wabash*	L, 34-24
Oct. 29	KENYON*	W, 41-16
Nov. 5	HIRAM*	1:00 p.m.
Nov. 12	at Ohio Wesleyan*	1:00 p.m.

2015 RESULTS (2-8, 2-7 NCAC)

Sept. 5	WASHINGTON & JEFFERSON	L, 56-10
Sept. 12	at Allegheny*	W, 28-13
Sept. 19	at DePauw*	L, 49-20
Sept. 26	DENISON*	L, 31-17
Oct. 3	at Wittenberg*	L, 24-0
Oct. 17	OBERLIN*	L, 28-23
Oct. 24	WABASH*	L, 55-7
Oct. 31	at Kenyon*	W, 49-42
Nov. 7	at Hiram*	L, 40-36

* North Coast Athletic Conference contest



WABASH COLLEGE

Week Three - September 17 - 1 p.m.
Bryan P. Hollett Stadium - Crawfordsville IN

Location Crawfordsville, Ind.
 Founded 1832
 Enrollment 900 (men only)
 Nickname Little Giants
 Colors Scarlet
 Home Stadium Bryan P. Hollett Stadium
 Capacity 5,000
 Surface FieldTurf
 Conference North Coast Athletic Conference
 President Dr. Gregory Hess
 Director of Athletics Joe Haklin
 Sports Information Director R. Brent Harris

All-Time Football Record 670-384-59
 Years in Postseason 9
 Last NCAA Appearance 2015
 Head Coach Don Morel
 Alma Mater La Verne '87
 Career Record 56-61 (12 yrs)
 Record at Wabash 6-1 (1st yr)
 2015 Overall Record 12-1
 2015 NCAC Record 9-0
 Series Wabash leads 14-4
 First/Last Meeting 2000/2015

2016 SCHEDULE (7-1, 6-1 NCAC)

Sept. 3	at Albion	W, 41-34 (OT)
Sept. 17	ALLEGHENY*	W, 59-7
Sept. 24	at Wittenberg*	L, 24-14
Oct. 1	at Hiram*	W, 45-21
Oct. 8	OBERLIN*	W, 51-0
Oct. 15	at Kenyon*	W, 24-3
Oct. 22	WOOSTER*	W, 34-24
Oct. 29	at Ohio Wesleyan*	W, 28-0
Nov. 5	at Denison*	1:00 p.m.
Oct. 12	DEPAUW*	1:07 p.m.

2015 RESULTS (12-1, 9-0 NCAC)

Sept. 5	at Hampden-Sydney	W, 35-3
Sept. 19	at Allegheny*	W, 54-0
Sept. 25	WITTENBERG*	W, 42-14
Oct. 3	HIRAM*	W, 38-0
Oct. 10	at Oberlin*	W, 55-18
Oct. 17	KENYON*	W, 35-0
Oct. 24	at Wooster*	W, 55-7
Oct. 31	OHIO WESLEYAN*	W, 34-10
Nov. 7	DENISON*	W, 38-7
Nov. 14	at DePauw*	W, 45-17
Nov. 21	ALBION^^	W, 35-14
Nov. 28	at Thomas More^^	W, 33-27 (ot)
Dec. 5	at St. Thomass^^	L, 38-7

* North Coast Conference contest

^^ NCAA Division III National Playoffs



2016 OPPONENTS

KENYON COLLEGE

Week Four - September 24 - 1 p.m.
McBride Field - Gambier, OH

Location Gambier, Ohio
 Founded 1824
 Enrollment 1,650
 Nickname Lords
 Colors Purple and White
 Home Stadium McBride Field
 Capacity 1,750
 Surface SportSpeed
 Conference North Coast Athletic Conference
 President Sean Decatur
 Director of Athletics Peter Smith
 Sports Information Director Marty Fuller

All-Time Football Record 362-637-47
 Years in Postseason 0
 Last NCAA Appearance N/A
 Head Coach Chris Monfiletto
 Alma Mater Davidson '04
 Career Record 15-33 (4 yrs)
 Record at Kenyon 15-33 (4 yrs)
 2015 Overall Record 2-8
 2015 NCAC Record 2-7
 Series Allegheny leads 23-11
 First/Last Meeting 1911/2015

2016 SCHEDULE (3-5, 2-5 NCAC)

Sept. 3	SEWANNEE	W, 21-17
Sept. 10	BERLIN*	W, 45-16
Sept. 17	at Hiram*	L, 45-7
Sept. 24	ALLEGHENY*	W, 31-7
Oct. 1	at DePauw*	L, 48-35
Oct. 8	at Ohio Wesleyan*	L, 25-17
Oct. 15	WABASH*	L, 24-3
Oct. 29	at Wooster*	L, 41-16
Nov. 5	at Wittenberg*	1:00 p.m.
Nov. 12	DENISON*	1:00 p.m.

2015 RESULTS (2-8, 2-7 NCAC)

Sept. 6	at Sewanee	L, 31-21
Sept. 12	at Oberlin*	L, 28-24
Sept. 19	HIRAM*	W, 34-17
Sept. 26	at Allegheny*	W, 32-17
Oct. 3	DEPAUW*	L, 38-16
Oct. 10	OHIO WESLEYAN*	L, 23-20 (2 ot)
Oct. 17	at Wabash*	L, 35-0
Oct. 31	WOOSTER*	L, 49-42
Nov. 7	WITTENBERG*	L, 45-21
Nov. 14	at Denison*	L, 30-17

* North Coast Athletic Conference contest



OBERLIN COLLEGE

Week Five - October 1, 2016
Frank B. Fuhrer Field - Meadville, Pa.

Location Oberlin, Ohio
 Founded 1833
 Enrollment 2,900
 Nickname Yeomen
 Colors Crimson and Gold
 Home Stadium Bailey Field
 Capacity 3,000
 Surface Field Turf
 Conference North Coast Athletic Conference
 President Marvin Krislov
 Director of Athletics Natalie Winkelfoos
 Sports Information Director Michael Mancini

All-Time Football Record 399-618-36
 Years in Postseason 0
 Last NCAA Appearance N/A
 Head Coach Jay Anderson
 Alma Mater Toledo '03
 Career Record 5-23 (3 yrs)
 Record at Oberlin 5-23 (3 yrs)
 2015 Overall Record 3-7
 2015 NCAC Record 3-6
 Series Allegheny leads 27-22-10
 First/Last Meeting 1907/2015

2016 SCHEDULE (0-8, 0-7 NCAC)

Sept. 3	at Kalamazoo	L, 39-26
Sept. 10	at Kenyon*	L, 45-16
Sept. 17	DENISON*	L, 54-7
Sept. 24	OHIO WESLEYAN*	L, 29-16
Oct. 1	at Allegheny*	L, 26-21
Oct. 8	at Wabash*	L, 50-0
Oct. 15	WOOSTER*	L, 34-30
Oct. 29	WITTENBERG*	L, 35-3
Nov. 5	DEPAUW*	1:00 p.m.
Nov. 12	at Hiram*	1:00 p.m.

2015 RESULTS (3-7, 3-6 NCAC)

Sept. 5	BROCKPORT	L, 44-7
Sept. 12	KENYON*	W, 28-24
Sept. 19	at Denison*	L, 45-0
Sept. 26	at Ohio Wesleyan*	L, 55-42
Oct. 3	ALLEGHENY*	W, 48-9
Oct. 10	WABASH*	L, 55-18
Oct. 17	at Wooster*	W, 28-23
Oct. 31	at Wittenberg*	L, 62-2
Nov. 7	at DePauw*	L, 53-0
Nov. 14	HIRAM*	L, 24-21

* North Coast Athletic Conference contest



DePAUW UNIVERSITY

Week Six - October 15, 2016
Frank B. Fuhrer Field - Meadville, Pa.

Location Greencastle, Ind.
 Founded 1837
 Enrollment 2,200
 Nickname Tigers
 Colors Black and Gold
 Home Stadium Blackstock Stadium
 Capacity 3,350
 Surface AstroTurf Gameday Grass
 Conference North Coast Athletic Conference
 President Dr. Brian W. Casey
 Director of Athletics Stevie Watson-Baker
 Sports Information Director Bill Wagner

All-Time Football Record 571-490-40
 Years in Postseason 2
 Last NCAA Appearance 2010
 Head Coach Bill Lynch
 Alma Mater Butler '77
 Career Record 127-111-3 (22 yrs)
 Record at DePauw 33-15 (4 yrs)
 2015 Overall Record 8-2
 2015 NCAC Record 7-2
 Series DePauw leads, 4-2
 First/Last Meeting 2011/2015

2016 SCHEDULE (6-2, 5-2 NCAC)

Sept. 10	MOUNT ST. JOSEPH	W, 44-13
Sept. 17	at Wooster*	W, 35-24
Sept. 24	HIRAM*	W, 66-17
Oct. 1	KENYON*	W, 48-35
Oct. 8	at Wittenberg*	L, 21-10
Oct. 15	at Allegheny*	W, 69-21
Oct. 22	OHIO WESLEYAN*	L, 37-15
Oct. 29	DENISON*	W, 30-16
Nov. 5	at Oberlin*	1:00 p.m.
Nov. 12	at Wabash*	1:07 p.m.

2015 RESULTS (8-2, 7-2 NCAC)

Sept. 12	at Earlham	W, 53-0
Sept. 19	WOOSTER*	W, 49-20
Sept. 26	at Hiram*	W, 45-7
Oct. 3	at Kenyon*	W, 38-16
Oct. 10	WITTENBERG*	W, 35-30
Oct. 17	ALLEGHENY*	W, 50-0
Oct. 24	at Ohio Wesleyan*	L, 27-22
Oct. 31	at Denison*	W, 31-29
Nov. 7	BERLIN*	W, 53-0
Nov. 14	WABASH*	L, 45-17

* North Coast Athletic Conference contest



2016 OPPONENTS

DENISON UNIVERSITY

Week Seven - October 22 - 2 p.m.
Deeds Field - Granville, OH

Location Granville, Ohio
Founded 1831
Enrollment 2,150
Nickname Big Red
Colors Red and White
Home Stadium Deeds Field at Piper Stadium
Capacity 3,000
Surface Field Turf
Conference North Coast Athletic Conference
President Dr. Adam Weinberg
Director of Athletics Nan Carney-DeBord
Sports Information Director Craig Hicks

All-Time Football Record 554-486-57
Years in Postseason 1
Last NCAA Appearance 1985
Head Coach Jack Hatem
Alma Mater Rio Grande '82
Career Record 40-28 (6 yrs)
Record at Denison 40-28 (6 yrs)
2015 Overall Record 7-3
2015 NCAC Record 6-3
Series Allegheny leads 22-8
First/Last Meeting 1984/2015

2016 SCHEDULE (7-1, 6-1 NCAC)

Sept. 5	at Marietta	W, 34-21
Sept. 17	at Oberlin*	W, 54-7
Sept. 24	WOOSTER*	W, 45-7
Oct. 1	OHIO WESLEYAN*	W, 21-14
Oct. 8	at Hiram*	W, 33-19
Oct. 15	WITTENBERG*	W, 24-21
Oct. 22	ALLEGHENY*	W, 42-28
Oct. 29	at DePauw*	L, 30-16
Nov. 5	WABASH*	1:00 p.m.
Nov. 12	at Kenyon *	1:00 p.m.

2015 RESULTS (7-3, 6-3 NCAC)

Sept. 5	MARIETTA	W, 41-14
Sept. 19	OBERLIN*	W, 45-0
Sept. 26	at Wooster*	W, 31-17
Oct. 3	at Ohio Wesleyan*	W, 10-9
Oct. 10	HIRAM*	W, 17-6
Oct. 17	at Wittenberg*	L, 45-14
Oct. 24	at Allegheny*	W, 33-7
Oct. 31	DEPAUW*	L, 31-29
Nov. 7	at Wabash*	L, 38-7
Nov. 14	KENYON*	W, 30-17

* North Coast Athletic Conference contest



HIRAM COLLEGE

Week Eight - October 29 - 1 p.m.
Charles Henry Field - Hiram, OH

Location Hiram, Ohio
Founded 1850
Enrollment 1,100
Nickname Terriers
Colors Blue and Red
Home Stadium Charles Henry Field
Capacity 2,000
Surface Field Turf
Conference North Coast Athletic Conference
President Dr. Lori Varlotta
Director of Athletics Ellen Dempsey
Sports Information Director Andrew Korba

All-Time Football Record 276-645-31
Years in Postseason 1
Last NCAA Appearance 1987
Head Coach Henry Stanford
Alma Mater Ohio State '98
Career Record 2-6 (1st yr)
Record at Hiram 2-6 (1st yr)
2015 Overall Record 4-6
2015 NCAC Record 4-5
Series Allegheny leads 31-13-2
First/Last Meeting 1909/2015

2016 SCHEDULE (2-6, 2-5 NCAC)

Sept. 3	at Westminster	L, 40-0
Sept. 17	KENYON*	W, 45-7
Sept. 24	at DePauw*	L, 66-17
Oct. 1	WABASH*	L, 45-21
Oct. 8	DENISON*	L, 33-19
Oct. 15	at Ohio Wesleyan*	L, 28-21
Oct. 22	at Wittenberg*	L, 40-0
Oct. 29	ALLEGHENY*	W, 42-14
Nov. 5	at Wooster*	1:00 p.m.
Nov. 12	OBERLIN*	1:00 p.m.

2015 RESULTS (4-6, 4-5 NCAC)

Sept. 5	WESTMINSTER	L, 17-9
Sept. 19	at Kenyon*	L, 34-17
Sept. 26	DEPAUW*	L, 45-7
Oct. 3	at Wabash*	L, 38-0
Oct. 10	at Denison*	L, 17-6
Oct. 17	OHIO WESLEYAN*	W, 32-21
Oct. 24	WITTENBERG*	L, 27-10
Oct. 31	at Allegheny*	W, 43-13
Nov. 7	WOOSTER*	W, 40-36
Nov. 14	at Oberlin*	W, 24-21

* North Coast Athletic Conference contest



OHIO WESLEYAN UNIV.

Week Nine - November 5 - 1 p.m.
Frank B. Fuhrer Field - Meadville, Pa.

Location Delaware, Ohio
Founded 1842
Enrollment 1,850
Nickname Battling Bishops
Colors Red and Black
Home Stadium Selby Stadium
Capacity 9,100
Surface Omni Grass
Conference North Coast Athletic Conference
President Dr. Rock Jones
Director of Athletics Roger Ingles
Sports Information Director Mark Beckenbach

All-Time Football Record 585-505-44
Years in Postseason 1
Last NCAA Appearance 1971
Head Coach Tom Watts
Alma Mater Hanover '02
Career Record 30-18 (4 yrs)
Record at Ohio Wesleyan 30-18 (4 yrs)
2015 Overall Record 5-5
2015 NCAC Record 5-4
Series Allegheny leads 21-9
First/Last Meeting 1984/2015


2016 SCHEDULE (4-4, 4-3 NCAC)

Sept. 3	at Mary Hardin-Baylor	L, 56-0
Sept. 17	WITTENBERG*	L, 33-7
Sept. 24	at Oberlin*	W, 29-16
Oct. 1	at Denison*	L, 21-14
Oct. 8	KENYON*	W, 25-17
Oct. 15	HIRAM*	W, 28-21
Oct. 22	at DePauw*	W, 37-15
Oct. 29	WABASH*	L, 28-0
Nov. 5	at Allegheny*	1:00 p.m.
Nov. 12	WOOSTER*	1:00 p.m.

2015 RESULTS (5-5, 5-4 NCAC)

Sept. 5	MARY HARDIN-BAYLOR	L, 42-3
Sept. 19	at Wittenberg*	L, 42-21
Sept. 26	OBERLIN*	W, 55-42
Oct. 3	DENISON*	L, 10-9
Oct. 10	at Kenyon*	W, 23-20 (2 ot)
Oct. 17	at Hiram*	L, 32-21
Oct. 24	DEPAUW*	W, 27-22
Oct. 31	at Wabash*	L, 34-10
Nov. 7	ALLEGHENY*	W, 39-9
Nov. 14	at Wooster*	W, 59-28

* North Coast Athletic Conference contest



WITTENBERG UNIVERSITY
Week Ten - November 12 - 1 p.m.
Frank B. Fuhrer Field - Meadville, Pa.

Location.....Springfield, Ohio
 Founded.....1845
 Enrollment.....1,900
 Nickname.....Tigers
 Colors.....Red and White
 Home Stadium.....Edwards-Maurer Field
 Capacity.....3,000
 Surface.....AstroTurf Prestige
 Conference.....North Coast Athletic Conference
 President.....Laurie M. Joyner
 Director of Athletics.....Gary Williams
 Sports Information Director.....Kuris Duggan

All-Time Football Record.....750-358-32
 Years in Postseason.....17
 Last NCAA Appearance.....2014
 Head Coach.....Joe Fincham
 Alma Mater.....Ohio University '88
 Career Record.....188-42 (20 yrs)
 Record at Wittenberg.....188-42 (20 yrs)
 2015 Overall Record.....8-2
 2015 NCAC Record.....7-2
 Series.....Wittenberg leads 18-9
 First/Last Meeting.....1989/2014

2016 SCHEDULE (7-1, 6-1 NCAC)

Sept. 5	at Capital	W, 34-0
Sept. 19	OHIO WESLEYAN*	W, 33-7
Sept. 26	at Wabash*	W, 24-14
Oct. 3	WOOSTER*	W, 41-13
Oct. 10	at DePauw*	W, 21-10
Oct. 17	DENISON*	L, 24-21
Oct. 24	at Hiram*	W, 40-0
Oct. 31	OBERLIN*	W, 35-3
Nov. 7	at Kenyon*	1 p.m.
Nov. 14	ALLEGHENY*	1 p.m.

2015 RESULTS (8-2, 7-2 NCAC)

Sept. 5	at Capital	W, 38-27
Sept. 19	OHIO WESLEYAN*	W, 42-21
Sept. 26	at Wabash*	L, 42-14
Oct. 3	WOOSTER*	W, 24-0
Oct. 10	at DePauw*	L, 35-30
Oct. 17	DENISON*	W, 45-14
Oct. 24	at Hiram*	W, 27-10
Oct. 31	OBERLIN*	W, 62-2
Nov. 7	at Kenyon*	W, 45-21
Nov. 14	ALLEGHENY*	W, 63-0

* North Coast Athletic Conference contest



ALL-AMERICANS

AMERICAN FOOTBALL COACHES ASSOCIATION

2000	Bill Andrews (C)	1st Team
1997	Jim Mormino (RB)	1st Team
1996	Nick Reiser (DE/OLB)	1st Team
1995	Anson Park (OL)	1st Team
1994	Paul Bell (QB)	1st Team
1992	Ron Bendekovic (OL)	1st Team
1988	Mike Parker (DL)	1st Team
1987	Mike Mates (OL)	1st Team
1975	Charles Slater (OL)	1st Team

ASSOCIATED PRESS

1994	Matt Allison (OT)	1st Team
1994	Paul Bell (QB)	2nd Team
1994	Eric Winslow (DL)	3rd Team
1992	Ron Bendekovic (OG)	1st Team
1991	Tony Bifulco (DB)	3rd Team
1991	Stanley Drayton (RB)	1st Team
1990	Jeff Filkvoski (QB)	2nd Team
1988	Mike Parker (DT)	1st Team
1987	Mike Mates (OT)	Hon Men
1987	Mike Parker (DT)	Hon Men
1986	Mike Parker (DT)	Hon Men
1976	Tibor Solymosi (RB)	Hon Men
1975	Charles Slater (OT)	3rd Team
1975	Tibor Solymosi (RB)	Hon Men
1974	Ed Pinkham (DB)	2nd Team
1974	Robyn Small (QB)	Hon Men
1969	Mike Ganey (QB)	Hon Men
1956	John Carman (DB)	Hon Men
1956	James Villa (FB)	Hon Men

FOOTBALL GAZETTE/NEWS

2003	Brian Woods (RET)	3rd Team
2001	Shane Ream (RB)	1st Team
2000	Ken Achenbach (OT)	2nd Team
2000	Bill Andrews (C)	1st Team
2000	Shane Ream (RB)	2nd Team
1999	Bill Andrews (C)	3rd Team
1999	Corey Belaney (LB)	2nd Team
1997	Jim Mormino (RB)	2nd Team
1996	Chris Conrad (WR/RET)	1st Team
1996	Mark O'Loughlin (OT)	2nd Team
1996	Nick Reiser (LB/DE)	1st Team
1995	Brian Adams (OT)	2nd Team
1995	Anson Park (OG)	3rd Team
1994	Matt Allison (OT)	2nd Team
1994	Paul Bell (QB)	1st Team
1994	Eric Winslow (DT)	Hon Men
1993	Paul Bell (QB)	Hon Men
1993	Rob Gardner (WR/RET)	Hon Men
1993	Bob Kalkowski (LB)	Hon Men
1993	Brad Goe (C)	2nd Team
1993	Eric Winslow (DT)	2nd Team
1992	Stanley Drayton (RB)	2nd Team
1992	Wayne Mack (LB)	Hon Men
1992	Kurt Reiser (TE)	Hon Men
1991	Ron Bendekovic (OG)	2nd Team
1991	Tony Bifulco (DB)	1st Team
1991	Ben Cammarano (QB)	Hon Men
1991	Stanley Drayton (RB)	1st Team
1991	Wayne Mack (LB)	2nd Team
1991	Tony Bifulco (DB)	3rd Team
1990	Jeff Filkvoski (QB)	1st Team
1990	Darren Hadlock (LB)	Hon Men
1990	John Marzka (C)	Hon Men
1989	Tony Bifulco (DB)	3rd Team
1989	John Marzka (C)	Hon Men
1988	Mike Parker (DL)	1st Team
1987	Mike Mates (OT)	2nd Team
1987	Mike Parker (DL)	1st Team

ALLEN GOULD ALL-AMERICA TEAM

1937	Horace Lavelly Jr. (HB)	Hon Men
------	-------------------------	---------

GRANTLAND RICE-COLLIERS ALL-AMERICA

1931	Robert Garbark (RB)	
------	---------------------	--

COSIDA ALL-AMERICA TEAM*

2003	Brian Woods (RET)	3rd Team
2000	Bill Andrews (C)	2nd Team
2000	Shane Ream (RB)	2nd Team
1999	Corey Belaney (LB)	Hon Men
1999	David Monaghan (DE)	Hon Men
1998	Zach Kessler (OG)	Hon Men
1997	Willie Green (DB)	Hon Men
1997	Zach Kessler (OG)	2nd Team
1997	Jim Mormino (RB)	3rd Team
1996	Jim Adamson (QB)	3rd Team
1996	Chris Conrad (WR/RET)	1st Team
1995	Bob Tatsch (DT)	1st Team
1995	Brian Adams (DT)	1st Team
1995	Nick Reiser (DE/OLB)	1st Team
1994	Matt Allison (OT)	1st Team
1994	Paul Bell (QB)	1st Team
1994	Marvin Farr (DB)	1st Team
1994	Eric Winslow (DT)	2nd Team
1993	Brad Goe (C)	2nd Team
1993	Eric Winslow (DT)	3rd Team
1992	Ron Bendekovic (OG)	2nd Team
1992	Stanley Drayton (RB)	1st Team
1991	Ron Bendekovic (OG)	1st Team
1991	Tony Bifulco (DB)	1st Team
1991	Stanley Drayton (RB)	1st Team
1991	Jeff Pearson (DT)	Hon Men
1990	Jeff Filkvoski (QB)	1st Team
1990	David LaCarte (S)	1st Team
1990	John Marzka (C)	1st Team
1989	Tom Gebhardt (DT)	Hon Men
1987	Mike Mates (OT)	1st Team
1987	Mike Parker (DT)	1st Team
1982	Bob Fraser (DL)	Hon Men
1982	Jerome Nelson (S)	Hon Men

* The Award changed sponsors numerous times;
 COSIDA/SID's - 1982, 1994, 2003
 Champion - 1990-93; Pizza Hut - 1987-1989
 Hewlett Packard - 1995-2000

D3PRODAY.COM

2011	Sam Taylor (OT)	2nd Team
------	-----------------	----------

COSIDA ACADEMIC ALL-AMERICA

2013	Brad Burkley (LB)	2nd Team
2010	Rob Carlisle (TE)	1st Team
2003	Aaron Polack (P)	2nd Team
1982	Michael Sidor (DT)	2nd Team
1981	Kevin Baird (P)	1st Team

NCAA POSTGRADUATE SCHOLARSHIPS

2010	Rob Carlisle
1997	Nick Reiser
1992	Darren Hadlock
1965	David Wion

