



# ALLEGHENY COLLEGE

## 2016 GATOR FOOTBALL

1990 NCAA National Champions • 67 All-Americans • Nine NCAC Championships

### GAME #8

#### Allegheny Gators (1-6, 1-5 NCAC) at Hiram Terriers (1-6, 1-5 NCAC)

Saturday, October 29 - 1:00 p.m.  
Henry Stadium - Hiram, Ohio

#### ON THE AIR

##### Live Stats

<http://hiram.us/livestats/FB/xlive.htm>

##### Radio/Streaming Audio

COOL 101.7 FM WMVL

<http://www.cool1017online.com/>

Play by Play: Chuck Stopp

Color Commentary: Steven G. Folmar

#### ALLEGHENY COACHING STAFF

B.J. Hammer ..... Head Coach  
Kyle Derickson ..... Offensive Coordinator  
Randy Moore ..... Defensive Coordinator  
Kevin Waters ..... Guards/Centers  
Justin Smith ..... Offensive Tackles  
Ed Raby ..... Defensive Line/Spec. Teams  
Mike Deitrick ..... Running Backs  
A.J. Akinribade ..... Linebackers

#### HIRAM COACHING STAFF

Henry Stanford ..... Head Coach  
Chris Rosselot ..... Defensive Coordinator  
Adam Moses ..... Wide Receivers  
Michael Soltis ..... Special Teams  
Daniel Morgan ..... Defensive Backs  
Jamie Schumacher ..... Running Backs  
Anthony Echols ..... Def. Line/Outside LB's  
Rick Holland ..... Halfbacks

#### FOLLOW GATOR ATHLETICS!



TWITTER  
@GatorSports



INSTAGRAM  
ACGatorSports

**THIS WEEK:** The Gators travel to NCAC foe Hiram for their final road game of the 2016 season. Allegheny looks to regroup from a 42-28 loss to #23 Denison in week seven. as the Gators fell behind

by three touchdowns and halftime and were unable to complete the comeback. Senior tight end John McFarland caught seven passes for a career-high 115 yards and a touchdown, while the Gators also picked up their second defensive touchdown in three weeks, as Freddy Ruiz scooped up a fumble and returned it 27 yards early in the third quarter. Allegheny looks for its first win over Hiram since week two of the 2014 campaign, a 24-21 comeback victory.



Like the Gators, Hiram enters week eight with a 1-6 overall/1-5 conference mark, and the Terriers will be looking to snap a five-game losing skid. Last week, the Terriers were blanked 40-0 by

Wittenberg, as the Tigers jumped out to a 20-0 lead in the first quarter and never looked back. Wittenberg out-gained Hiram 423-119 in total offense, limiting the Terriers' ground game to -15 net yards. This season, Hiram linebacker Kyle Burchett leads the NCAC with 90 tackles, while quarterback Dominic Paolo is tied for third in the NCAC (with Allegheny's Logan Lee) with 12 touchdown passes, and Joshua Philander third with 641 receiving yards.

### GATORS AT A GLIMPSE

#### 2016 SCHEDULE/RESULTS

Overall: 1-6 • Home: 1-2 • Road: 0-4

DATE	OPPONENT	TIME/RES
S3	THIEL	L, 21-44
S10	at Wooster*	L, 40-49
S17	at Wabash*	L, 7-59
S24	at Kenyon*	L, 7-31
O1	OBERLIN*%	W, 26-21
O15	DEPAUW*	L, 21-69
O22	at Denison*	L, 28-42
O29	at Hiram*	1:00 p.m.
N5	OHIO WESLEYAN*	1:00 p.m.
N12	WITTENBERG*	1:00 p.m.

\* NCAC Opponent

%Homecoming

#### STATISTICAL LEADERS

##### Rushing

Tyler Balla ..... 86 att/311 yds/3.6 avg/2 TD  
Brandon Sellers ..... 42 att/182 yds/4.3 avg

##### Receiving

John McFarland ..... 33 rec/378 yds/11.5 avg/1 TD  
Alex Victor ..... 29 rec/495 yds/17.1 avg/7 TD  
Ben Bachik ..... 13 rec/159 yds/12.2 avg/2 TD

##### Passing

Logan Lee ..... 88-187/1212 yds/12 TD/7 Int

##### Kicking

Ben Ziolkowski ..... 4-6 FG (28 lg)/17-18 XP

##### Tackles

Tristan Rhoades ..... 48 sol/21 ast/69 tot/3.5 TFL  
Marcus Davenport ..... 25 sol/16 ast/41 tot/8.5 TFL  
Freddy Ruiz ..... 21 sol/17 ast/38 tot/5.0 TFL

### TERRIERS AT A GLIMPSE

#### 2016 SCHEDULE/RESULTS

Overall: 1-6 • Home: 1-2 • Road: 0-4

DATE	OPPONENT	TIME/RES
S3	at Westminster	L, 0-40
S17	KENYON*	W, 45-7
S24	at DePauw	L, 17-66
O1	WABASH*	L, 21-45
O8	DENISON*	L, 19-33
O15	at Ohio Wesleyan*	L, 21-28
O22	at Wittenberg*	L, 0-40
O29	ALLEGHENY*	1:00 p.m.
N5	at Wooster*	1:00 p.m.
N12	OBERLIN*	1:00 p.m.

\*NCAC Opponent

#### STATISTICAL LEADERS

##### Rushing

Danny Robinson ..... 88 att/352 yds/4.0 avg  
Isaiah Jones ..... 52 att/208 yds/3 TD/4.0 avg

##### Receiving

Joshua Philander ..... 38 rec/641 yds/4 TD/16.9 avg  
Akili Tate ..... 30 rec/325 yds/2 TD/10.8 avg  
David Perkins ..... 30 rec/297 yds/4 TD/9.9 avg

##### Passing

Dominic Paolo ..... 134-251/1662 yds/12 TD/11 Int

##### Kicking

Sam Conway ..... 2-4 FG (32 lg)/15-17 XP

##### Tackles

Kyle Burchett ..... 55 sol/35 ast/90 tot/11.0 TFL  
DD Fleeton ..... 29 sol/21 ast/50 tot/2.0 TFL  
Brandon Gros ..... 24 sol/11 ast/35 tot

# 2016 Allegheny Football Game Notes • Week Eight • Allegheny at Hiram

## ALLEGHENY COLLEGE QUICK FACTS

Location ..... Meadville, Pa.  
Founded ..... 1815  
Enrollment ..... 2,100  
Nickname ..... Gators  
Colors ..... Blue and Gold  
Affiliation ..... NCAA Division III  
Conference ..... North Coast AC  
President ..... Dr. James Mullen  
Home Stadium ..... Frank B. Fuhrer Field  
Capacity ..... 3,700  
Surface ..... Field Turf  
Address ..... 204 Park Ave.  
..... Meadville, Pa. 16335

## ALLEGHENY ATHLETICS STAFF

Director of Athletics ..... Portia Hoeg  
Associate Athletic Director ..... Bill Ross  
Associate Athletic Director ..... Mandy Prusia  
Mgr. of Athletic Operations ..... Samantha Avery  
Head Athletic Trainer ..... Jamie Plunkett  
Assistant Athletic Trainer ..... Kahla Maguire  
Assistant Athletic Trainer ..... Devin Skinner  
Dir. of Equipment/Facilities ..... Ron Clements  
Asst. Equipment Manager ..... Kari Beth Spaid

## FOOTBALL HISTORY

First Season of Football ..... 1893  
All-Time Record ..... 502-464-43  
All-Time NCAC Record ..... 141-90  
NCAA Playoff Appearances/Last ..... 8/2003  
NCAC Championships ..... 9/2003  
NCAA Championships ..... 1/1990

## ATHLETIC COMMUNICATIONS

Dir. of Athletic Communications ..... Jim Berger  
Office Phone ..... (814) 332-5952  
Email ..... jberger@allegheny.edu  
Assistant SID ..... Jeremy Smith  
Office Phone ..... (814) 332-2812  
Email ..... jsmith2@allegheny.edu  
Mailing Address ..... 520 N. Main Street  
..... Box AC  
..... Meadville, Pa. 16335  
Athletics Website ..... [www.alleghenygators.com](http://www.alleghenygators.com)  
Athletics Twitter ..... [@GatorSports](https://twitter.com/GatorSports)  
Athletics Instagram ..... [ACGatorSports](https://www.instagram.com/ACGatorSports)

## MEDIA INFORMATION

Interviews of Allegheny coaches and athletes shall be arranged through the school's office of athletic communications. On gameday, locker rooms are closed to the media. Following the game, players will be available for interview upon request once they are dismissed by the coaching staff. Due to extremely limited press box space, requests for press box and media credentials should be made to Jim Berger no later than 48 hours before each game.

## HOME AWAY FROM HOME

Allegheny has won each of its past six games at Hiram, including a 24-21 win in week two of the 2014 season, and a 13-0 win in the 2012 season finale, which was the 500th victory in program history. Hiram's last home win in the series was a 13-0 decision in week eight of the 1983 season, the Gators' last year of membership in the Presidents' Athletic Conference.

## IT'S BEEN A WHILE

Ninety seconds into the third quarter of last week's game at Denison, junior linebacker Freddy Ruiz scooped up a fumble and returned in 27 yards for a Gator touchdown. It marked Allegheny's second defensive touchdown in three weeks (Travis Thomas 51-yard interception return vs. Oberlin on Oct. 1), but it was the first fumble recovery returned for a touchdown by a Gator since Sept. 10, 2011, when Doug Williams ran one back 44 yards in a 33-13 win at Carnegie Mellon.

## DEFENSIVE TOUCHDOWNS (since 2004)

10/22/16 at Denison ..... Freddy Ruiz 27-yd fumble return  
10/1/16 vs. Oberlin ..... Travis Thomas 51-yd INT return  
9/17/11 vs. DePauw ..... Colin Hartford 34-yd INT return  
9/10/11 at CMU ..... Doug Williams 44-yd fumble return  
10/2/10 vs Case ..... Sid Facaros 76-yd fumble return  
10/24/09 vs. Kenyon ..... Sid Facaros 14-yd INT return  
9/12/09 vs. Westminster ..... Kyle Wilson 57-yd INT return  
10/25/08 vs. Kenyon ..... Sid Facaros 79-yd INT return  
9/16/06 vs. Hiram ..... Andy Toner 30-yd INT return  
10/8/05 vs. OWU ..... Keith Keenan 75-yd fumble return  
10/16/04 vs. Kenyon ..... Keith Keenan 32-yd INT return

## NATIONAL NEWS

After amassing 123 yards on six kick returns last week at Denison, junior Jake Wilson has now gained a North Coast Athletic Conference-record 976 kick return yards on the season to lead all of NCAA Division III. More impressively, Wilson is close to breaking the NCAA Division III all-time record of 1,039 in a season, set in 2012 by Mike Schroeder of Knox College. Additionally, the nation's record of 51 kick returns in a season is also within striking distance for Wilson, as he enters the week with 39. He owns two of the highest single-game return yard totals in the nation this season, as his 223 yards in the season opener at Thiel were the second most gained in a game in Division III this season, and his 209 yards a week later at Wooster are fifth most.

## HIT THE SACK

Last week at Denison, Allegheny's defense tallied five quarterback sacks, a season high and its most in a game since sacking Ohio Wesleyan signal callers five times on Nov. 3, 2012. Freshman Jahnaaman Boone tallied three of the Gators' quarterback take downs last week, the top single-game effort for a Gator since Nov. 14, 2009, when Nick Silva recorded 3.5 sacks at Ohio Wesleyan. Including the three sacks, Boone tallied 4.0 tackles for loss, the most in a single game for a Gator since Josh Douglas finished with 4.0 TFLs against Hiram on Nov. 5, 2011.

## CATCHING ON

After hauling in seven receptions for a career-high 115 yards and a touchdown last week at Denison, senior tight end John McFarland now has 81 career receptions, and is the lone tight end, and one of just 12 players in program history, to record at least 80 career catches. He joined two of his former teammates on the list, as Andrew Niklaus hauled in 134 grabs between 2011-14, and Tyler Smith 83 between 2012-15. McFarland is five catches away from climbing into the top-10 in program history.

## ALLEGHENY CAREER RECEPTION LEADERS

No	Player	Seasons
167	Jon Turner	2000-03
150	Jim Lieb	2004-07
134	Andrew Niklaus	2011-14
125	Jake Vite	2006-09
125	Ronnie Anderson	1994-96
102	Nathan Six	1995-98
95	John Boughton	1965-68
89	Brian Woods	2000-03
86	Chris Conrad	1993-96
86	Andy McKenzie	1991-94
83	Tyler Smith	2012-15
<b>81</b>	<b>John McFarland</b>	<b>2013-pres</b>

## EIGHT IS (NOT) ENOUGH

Freshman Alex Victor's fourth quarter touchdown catch last week at Denison was his seventh TD reception of the season, and eighth touchdown overall, as he ran for a score in week two at Denison. His eight total TD's are currently tied for the North Coast Athletic Conference lead, while he ranks second in the conference with seven touchdown grabs. The seven touchdown catches are the most for a Gator in a single season since Matt Griffith also caught seven in 2011, while Victor is the first Gator receiver or running back with eight scores in a season since Terry Hartford in 2010.

## UP NEXT

Allegheny will wrap up the 2016 season with a pair of home dates, beginning with next Saturday's 1 p.m. contest against Ohio Wesleyan at Frank B. Fuhrer Field.

# 2016 Allegheny Football Game Notes • Week Eight • Allegheny at Hiram

## ALLEGHENY vs. HIRAM - THE MATCHUP

ALLEGHENY TEAM STATS	ALL	OPP
SCORING	150	315
Points Per Game	21.4	45.0
FIRST DOWNS	112	159
Rushing	44	74
Passing	55	70
Penalty	13	15
RUSHING YARDAGE	664	1736
Rushing Attempts	251	312
Average Per Rush	2.6	5.6
Average Per Game	94.9	248.0
TDs Rushing	5	31
PASSING YARDAGE	1344	1532
Comp-Att-Int	99-207-9	115-162-3
Average Per Game	192.0	218.9
TDs Passing	13	13
TOTAL OFFENSE	2008	3268
Total Plays	458	474
Average Per Play	4.4	6.9
Average Per Game	286.9	466.9
KICK RETURNS: #-Yards	49-1185	28-550
PUNT RETURNS: #-Yards	5-113	6-24
INT RETURNS: #-Yards	3-51	9-136
KICK RETURN AVERAGE	24.2	19.6
PUNT RETURN AVERAGE	22.6	4.0
INT RETURN AVERAGE	17.0	15.1
FUMBLES-LOST	20-10	13-6
PENALTIES-Yards	47-468	41-441
Average Per Game	66.9	63.0
PUNTS-Yards	44-1595	26-937
Average Per Punt	36.2	36.0
Net punt average	34.8	31.7
TIME OF POSSESSION/Gm	29:32	30:28
3RD-DOWN Conversions	30/104	40/89
4TH-DOWN Conversions	9/14	8/10
SACKS BY-Yards	14-101	25-168
TOUCHDOWNS SCORED	20	44
FIELD GOALS-ATTEMPTS	4-6	3-7
ON-SIDE KICKS	0-1	0-0
RED-ZONE SCORES	13-23	29-34
PAT-ATTEMPTS	18-19	42-44

HIRAM TEAM STATS	HIR	OPP
SCORING	123	259
Points Per Game	17.6	37.0
FIRST DOWNS	120	150
Rushing	44	67
Passing	71	73
Penalty	5	10
RUSHING YARDAGE	648	1278
Rushing Attempts	227	300
Average Per Rush	2.9	4.3
Average Per Game	92.6	182.6
TDs Rushing	4	13
PASSING YARDAGE	1688	1735
Comp-Att-Int	138-260-12	144-215-5
Average Per Game	241.1	247.9
TDs Passing	12	20
TOTAL OFFENSE	2336	3013
Total Plays	487	515
Average Per Play	4.8	5.9
Average Per Game	333.7	430.4
KICK RETURNS: #-Yards	38-756	21-526
PUNT RETURNS: #-Yards	11-111	12-77
INT RETURNS: #-Yards	5-31	12-76
KICK RETURN AVERAGE	19.9	25.0
PUNT RETURN AVERAGE	10.1	6.4
INT RETURN AVERAGE	6.2	6.3
FUMBLES-LOST	15-7	8-4
PENALTIES-Yards	50-386	27-223
Average Per Game	55.1	31.9
PUNTS-Yards	42-1589	32-1234
Average Per Punt	37.8	38.6
Net punt average	34.1	33.2
TIME OF POSSESSION/Gm	28:02	31:58
3RD-DOWN Conversions	38/109	39/100
4TH-DOWN Conversions	5/17	10/16
SACKS BY-Yards	11-61	21-147
TOUCHDOWNS SCORED	17	34
FIELD GOALS-ATTEMPTS	2-4	8-12
ON-SIDE KICKS	0-0	0-0
RED-ZONE SCORES	11-20	28-35
PAT-ATTEMPTS	15-17	31-31

## ALLEGHENY vs. HIRAM - THE SERIES

**THE SERIES:** This week marks the 46th all-time meeting between the Gators and Terriers, with Allegheny holding a 31-12-2 advantage in the series. While the squads have split each of the past four meetings, Allegheny has owned the series as of late, winning 12 of the past 14 meetings dating back to the 2000 campaign. Allegheny has won six straight at Hiram, most recently a 24-21 win in week two of the 2014 season.

**LAST MEETING:** Under the lights at Frank B. Fuhrer Field, visiting Hiram out-gained the Gators 541-167 en-route to a 43-13 victory in Allegheny's 2016 home finale. The Terriers' Dominic Paolo completed 15 passes for 298 yards and three touchdowns, while teammate Danny Robinson ran for 120 yards and two scores. On his Senior Day, Allegheny's Nick Deichler provided the bulk of the Gators' offense, running for 86 yards and both Gator scores. Defensively, Hiram's Kyle Burchet recorded 14 tackles, including 3.5 for loss, as the Terriers forced three Allegheny turnovers (two interceptions, one fumble). Travis Thomas made eight tackles to lead the Gators, while Craye Nehler picked up his first career interception, returning it 46 yards. The game marked the final home contest in the career of Allegheny head coach Mark Matlak, who retired at the end of the season.

First Meeting	1903 (Allegheny won 10-0)
Series Record	Allegheny leads 31-12-2
In Meadville, Pa.	Allegheny leads, 21-6-1
In Hiram, Ohio	Allegheny leads, 10-6-1
Last Allegheny Win	2014 (24-21)
Last Hiram Win	2015 (43-13)
Last Allegheny Win in Hiram	2014 (24-21)
Last Hiram win in Hiram	1983 (13-6)
Longest Gator Win Streak	11 (2000-12)
Longest Terrier Win Streak	3 (1981-83)

## 2016 NCAC Standings

	NCAC Games			Overall		
	W	L	Pct	W	L	Pct
Denison	6	0	1.000	7	0	1.000
Wabash	5	1	.833	6	1	.857
Wittenberg	5	1	.833	6	1	.857
DePauw	4	2	.667	5	2	.714
Ohio Wesleyan	4	2	.667	4	3	.571
Kenyon	2	4	.333	3	4	.429
Wooster	2	4	.333	2	5	.286
Allegheny	1	4	.167	1	6	.143
Hiram	1	5	.167	1	6	.143
Oberlin	0	6	.000	0	7	.000

## NCAC Results - Oct. 15, 2016

Denison 42, Allegheny 28  
Ohio Wesleyan 37, DePauw 15  
Wittenberg 40, Hiram 0  
Wabash 34, Wooster 24

## This Week's NCAC Schedule

Allegheny at Hiram - 1:00 p.m.  
Wabash at Ohio Wesleyan - 1:00 p.m.  
Kenyon at Wooster - 1:00 p.m.  
Denison at DePauw - 2:00 p.m.  
Wittenberg at Oberlin - 3:00 p.m.

## D3football.com Top 25 (10/24/16)

No	Team (1st pl)	Rec	Pts	Prev
1	Mount Union (14)	7-0	605	1
2	UW-Whitewater (2)	7-0	597	2
3	Mary Hardin-Baylor (8)	7-0	589	3
4	St. Thomas (1)	7-0	551	4
5	UW-Oshkosh	6-1	513	5
6	North Central (III.)	7-0	499	6
7	Linfield	5-1	454	8
8	St. John's	7-1	429	10
9	Johns Hopkins	7-0	424	9
10	Hardin-Simmons	6-1	381	11
11	UW-Platteville	5-2	354	7
12	Wheaton (III.)	7-1	339	12
13	Thomas More	7-1	321	13
14	Stevenson	7-0	297	15
15	Alfred	7-0	238	17
16	St. Lawrence	7-0	221	16
17	Coe	8-0	213	18
18	East Texas Baptist	6-1	170	19
19	Salisbury	6-1	155	22
20	<b>Wabash</b>	<b>6-1</b>	<b>146</b>	<b>20</b>
21	John Carroll	6-1	143	23
22	<b>Denison</b>	<b>7-0</b>	<b>129</b>	<b>24</b>
23	<b>Wittenberg</b>	<b>6-1</b>	<b>67</b>	<b>--</b>
24	St. John Fisher	6-1	58	--
25	Case Western Reserve	7-0	56	---

Others receiving votes: Monmouth (III.) 48; Wesley 20; Berry 19; Western New England 13; Frostburg State 11; Franklin 10; Whitworth 8; UW-La Crosse 7; Huntingdon 7; Concordia-Moorhead 6; Maryville (Tenn.) 5; Dubuque 5; Hendrix 4; Rowan 4; Hobart 3; Muhlenberg 2; Westminster (Pa.) 2; Olivet 1; Washington U. 1.

2016 Allegheny Opponents in **Bold Italics**

## TWO-DEEP DEPTH CHARTS

### When Hiram has the ball...

#### ALLEGHENY DEFENSE

OLB	46	COLTEN BUZARD (So - 5-11 - 200)
	53	Mike Smallshaw (Fr - 5-11 - 200)
DT	99	MARCUS DAVENPORT (So - 6-3 - 225)
	36	Jon Scroxtton (Sr - 5-9 - 245)
DT	57	MATT LEDESMA (Fr - 5-11 - 220)
	90	Will Aeschbacher (Sr - 6-1 - 260)
OLB	44	JAHNAAMAN BOONE (Fr - 6-0 - 200)
	95	Miles Oladimeji (So - 5-11 - 235)
ILB	6	TRAVIS THOMAS (Jr - 5-11 - 200)
	9	Juwan Campbell (Sr - 5-7 - 200)
ILB	21	FREDDY RUIZ (Jr - 5-8 - 205)
	40	Zi'Tear Wilson (Fr - 5-10 - 195)
S	41	DEANGELO LOGAN (Fr - 5-8 - 180)
	24	Ben Capella (Sr - 5-11 - 200)
FS	10	TRISTAN RHOADES (So - 5-11 - 195)
	27	Silas Garrison (Fr - 5-9 - 180)
SS	2	WYATT BOYLER (Sr - 6-0 - 190)
	28	Adrian Garcia (Fr - 5-9 - 155)
CB	15	CRAYE NEHLER (So - 5-9 - 155)
	34	Cole Morris (Fr - 5-10 - 165)
CB	11	DAVID PEREZ (Fr - 5-10 - 170)
	17	Aaron Wrona (Fr - 6-0 - 170)

#### ALLEGHENY SPECIALISTS

K	1	BEN ZIOLKOWSKI (Sr - 5-8 - 175)
	39	Zach Bednarowicz (So - 5-11 - 185)
H	8	JON NIGRO (Sr - 5-10 - 185)
	94	Cody Wendt (So - 5-10 - 180)
LS	55	JAKE REIDENBACH (So - 5-11 - 245)
	6	Travis Thomas (Jr - 5-11 - 200)

#### HIRAM OFFENSE

LT	57	ISAIAH TALLEY (Sr - 6-2 - 305)
	58	Aaron Rataj (Jr - 6-2 - 260)
LG	54	MICHAEL MARRIOTT (Fr - 5-11 - 280)
	61	Reginald McCree (Sr - 5-10 - 280)
C	56	DEION COLEMAN (Sr - 6-0 - 290)
	58	Aaron Rataj (Jr - 6-2 - 260)
RG	52	SEBASTIAN JENKINS (So - 5-11 - 260)
	63	Aaron Gardner (Sr - 6-0 - 310)
RT	64	DOMINIC DUALAN (Fr - 6-2 - 280)
	71	Myles Whiteman (Sr - 6-2 - 275)
TE	19	RICHIE WATSON (Sr - 6-0 - 215)
	87	Mike Skizenta (Jr - 6-0 - 215)
WR	9	AKILI TATE (Sr - 6-2 - 200)
	16	Will Evans (Fr - 5-11 - 180)
WR	6	DAVID PERKINS (Sr - 5-5 - 160)
	20	Luther Fortson (So - 5-10 - 180)
WR	4	JACOB LUC (Sr - 5-8 - 155)
	82	Mike Stanton (So - 5-10 - 180)
WR	11	JOSHUA PHILANDER (Sr - 6-0 - 175)
	81	Miguel Hernandez (Fr - 5-10 - 180)
FB	22	BRAD KRUEGGER (Sr - 6-0 - 210)
	45	Pat Enoch (Sr - 5-10 - 240)
RB	2	DANNY ROBINSON (Jr - 5-9 - 180)
	28	Isaiah Jones (So - 5-10 - 225)
QB	5	NIC PAOLO (Sr - 6-1 - 200)
	7	Randy Tucker (So - 5-11 - 210)

P	13	TYLER MCLAUGHLIN (Sr - 6-1 - 190)
	93	Cody Wendt (So - 5-10 - 180)
KR	3	JAKE WILSON (Jr - 5-8 - 190)
	6	Cole Morris (Fr - 5-10 - 160)
PR	3	JAKE WILSON (Jr - 5-8 - 190)
	26	Alex Victor (Fr - 5-7 - 155)

## TWO-DEEP DEPTH CHARTS

### When Allegheny has the ball...

#### ALLEGHENY OFFENSE

WR	81	BEN BACHIK (Fr - 6-5 - 185)
	25	Johnny Thomas Jr. (Fr - 5-10 - 170)
LT	78	ANDREW MURPHY (Jr - 6-1 - 240)
	60	Dom Antinozzi (Fr - 6-1 - 280)
LG	60	DOM ANTINOZZI (Fr - 6-1 - 280)
	72	Anthony Florimbio (Fr - 5-11 - 240)
C	67	ZACH WILSON (Fr - 5-10 - 255)
	64	Aspen Feldman (Jr - 5-11 - 260)
RG	62	RAFAEL BELANQUET (Fr - 6-1 - 320)
	51	Ezra Reed (Fr - 6-1 - 275)
RT	73	JOE DESANTI (Sr - 5-10 - 260)
	78	Andrew Murphy (Jr - 6-1 - 240)
TE	83	JOHN MCFARLAND (Sr - 6-2 - 225)
	82	Horace Boswell (Fr - 6-1 - 210)
WR	26	ALEX VICTOR (Fr - 5-7 - 150)
	23	Nick Cervone (Fr - 6-0 - 180)
WR	84	ALEC HUTCHIN (Jr - 5-10 - 170)
	32	Robert Grant (Fr - 5-10 - 175)
RB	5	TYLER BALLA (So - 5-8 - 185)
	22	Brandon Sellers (So - 5-8 - 185)
QB	14	LOGAN LEE (So - 6-3 - 195)
	8	Jon Nigro (Sr - 5-10 - 185)

#### HIRAM DEFENSE

DE	91	DAMIEN LEWIS (So - 6-1 - 260)
	92	Alex Meehan (Jr - 6-3 - 235)
NT	95	ZAYD MABIN (Sr - 6-1 - 230)
	99	Winston Webb (Fr - 5-11 - 265)
DE	15	TIM HINTON-MCCOY (Sr - 6-0 - 235)
	42	Chris Chester (Jr - 5-9 - 235)
OLB	7	JABRYON WEBB (So - 6-1 - 205)
	12	Quentin Anderson (So - 6-2 - 215)
MLB	6	DAN HERNANDEZ (Sr - 6-1 - 225)
	45	Da'Mon Rudolph (Fr - 6-1 - 250)
MLB	36	KYLE BURCHETT (Sr - 6-0 - 200)
	10	Glen Dallas-Booth (Jr - 5-10 - 200)
OLB	8	HORACE JOHNSON (Fr - 6-2 - 215)
	30	RJ Nelson (Jr - 5-9 - 215)
CB	2	DILLON WALSH (Jr - 5-11 - 180)
	23	James Belmer (Fr - 5-8 - 170)
SS	4	DD FLEETION (Sr - 5-11 - 215)
	31	Eduardo Gonzalez (Jr - 6-0 - 185)
FS	21	ALEX KANIA (Sr - 5-11 - 180)
	26	Glenn Rushing (Fr - 6-0 - 150)
CB	11	WILL DAVIS-HEREFORD (So - 5-8 - 180)
	18	Jamarial hooks (Fr - 6-1 - 170)

#### HIRAM SPECIALISTS

K	37	DIEGO NAVAR (So - 5-11 - 200)
	21	Sam Conway (Jr - 6-3 - 190)
H	21	SAM CONWAY (Jr - 6-3 - 190)
	37	Diego Navar (So - 5-11 - 200)
LS	55	JAY ANGELICI-WALSH (Sr - 5-8 - 225)
	82	Mike Stanton (So - 5-10 - 180)
P	37	DIEGO NAVAR (So - 5-11 - 200)
	17	Zac D'Urso (So - 5-11 - 200)
KR	21	ALEX KANIA (Sr - 5-11 - 180)
	81	MIGUEL HERNANDEZ (Fr - 5-10 - 180)
PR	21	ALEX KANIA (Sr - 5-11 - 180)
	81	Miguel Hernandez (Fr - 5-10 - 180)

## 2016 ALLEGHENY ROSTER

No	Name	Yr	Pos	Ht	Wt	Hometown/High School
1	Ben Ziolkowski	Sr.	PK	5-8	170	Gibsonia, Pa. / North Allegheny
2	Wyatt Boyler	Sr.	DB	6-0	190	South River, N.J. / South River
2	Francisco Guzman	So.	WR	5-8	155	Buffalo, N.Y. / St. Francis
3	Jake Wilson	Jr.	RB	5-8	190	Cazenovia, N.Y. / Cazenovia
4	Stefan Edmiston	Sr.	WR	5-7	135	Bronx, N.Y. / New York Military Academy
5	Tyler Balla	So.	RB	5-7	180	New Kensington, Pa. / Greensburg Central Catholic
5	Gus Semanchik	So.	LB	5-8	200	Great Meadows, N.J. / Hackettstown
6	Travis Thomas	Jr.	S/LB	5-10	200	New Port Richey, Fla. / Gulf
7	Chris Mutz	Sr.	QB	5-10	185	Jupiter, Fla. / Jupiter
7	Nick Wojnar	Jr.	DB	5-9	175	Buffalo, N.Y. / Kenmore West
8	Jon Nigro	Sr.	QB	5-10	185	Allison Park, Pa. / Hampton
9	Juwan Campbell	Sr.	LB	5-7	200	Waldorf, Md. / McDonough
10	Tristan Rhoades	So.	DB	5-11	195	Chicora, Pa. / Karns City
11	Brett Albinson	Sr.	TE	6-1	240	Mount Bethel, Pa. / Bangor
11	David Perez	So.	DB	5-10	170	Laveen Village, Ariz. / Fairfax
12	Dylan Ukasik	Sr.	DB	5-8	170	Erie, Pa. / McDowell
13	Ethan Graubard	So.	DB	5-10	175	Tenafly, N.J. / Tenafly
13	Tyler McLaughlin	Sr.	WR	6-1	190	East Stroudsburg, Pa. / East Stroudsburg South
14	Logan Lee	So.	QB	6-3	195	Shrewsbury, Mass. / St. Mark's
14	George Opara	So.	LB	5-8	175	Hempstead, N.Y. / St. Dominic
15	Craye Nehler	So.	DB	5-9	155	Shepherdstown, W.Va. / Jefferson
16	Brian Stoldt	Jr.	QB	5-11	190	Alden, N.Y. / Alden
16	Ferrell Swann	Fr.	DB	5-8	165	Baltimore, Md. / Patterson
17	Aryn Wrona	Fr.	DB	6-0	170	Bradenton, Fla. / Manatee
18	Alex Hasapis	So.	PK	5-10	190	Wooster, Ohio / Wooster
19	Ethan Shipman	Fr.	WR	5-9	160	Athol Springs, N.Y. / St. Francis
20	Josh Flack	Fr.	RB	5-10	170	Derry, Pa. / Derry Area
20	Dante Paris	Jr.	PK	5-7	180	Spencerport, N.Y. / Spencerport
21	Dwayne Barber	Fr.	WR	6-5	185	Hialeah Gardens, Fla. / Hialeah Gardens
21	Freddy Ruiz	Jr.	LB	5-8	205	Morristown, N.J. / Morristown
22	Brandon Sellers	So.	RB	5-8	185	Laveen Village, Ariz. / Fairfax
23	Nick Cervone	Fr.	RB	6-0	190	East Setauket, N.Y. / Ward Melville
24	Ben Capella	Sr.	S	5-11	195	Syracuse, N.Y. / Christian Brothers
25	Karol Vargas	So.	RB	5-7	175	Miami, Fla. / Belen Jesuit Prep
26	Alex Victor	Fr.	WR	5-7	140	Miami, Fla. / G. Holmes Braddock
27	Silas Garrison	Fr.	DB	5-9	180	Depew, N.Y. / Depew
28	Adrian Garcia	Fr.	DB	5-9	140	Hialeah Gardens, Fla. / Hialeah Gardens
29	Justin McClain	Jr.	DB	6-1	200	Middlefield, Ohio / Cardinal
30	Parker Codd	Sr.	DB	5-11	170	Holidaysburg, Pa. / Holidaysburg
31	Tommy Gramm	Fr.	TE	6-1	200	Pittsburgh, Pa. / Mt. Lebanon
32	Robert Grant	Fr.	WR	5-10	170	Miami, Fla. / G. Holmes Braddock
33	Ben Marks	Jr.	FB	5-8	220	Pittsburgh, Pa. / Mount Lebanon
34	Cole Morris	Fr.	WR	5-10	160	Rimersburg, Pa. / Union
35	Denzel Green	Fr.	DB	5-11	160	Staten Island, N.Y. / Port Richmond
36	Jon Scroxton	Sr.	DL	5-8	230	Bemus Point, N.Y. / Maple Grove
37	Taylor Thornton	Fr.	DB	5-11	190	Pittsburgh, Pa. / Carrick
38	Joe Hayes	Fr.	WR	6-0	180	Jamestown, N.Y. / Southwestern
39	Zach Bednarowicz	So.	PK	5-10	180	Erie, Pa. / Cathedral Prep
40	Zi'Tear Wilson	Fr.	LB	5-10	195	Philadelphia, Pa. / Delaware Valley Charter
41	Deangelo Logan	Fr.	DB	5-8	180	Tampa, Fla. / Middleton
42	Donald Osborne	Fr.	WR	5-8	175	San Diego, Calif. / Mission Bay
43	Austin Patton	Fr.	WR	6-5	205	Jefferson, Ohio / Jefferson
44	Jahnaaman Boone	Fr.	LB	5-11	195	Staten Island, N.Y. / Port Richmond
45	Albert Kolubah	Fr.	DB	5-9	185	Orange, N.J. / Orange
46	Colten Buzard	So.	LB	5-11	200	New Kensington, Pa. / Valley
47	Corey Laskey	Fr.	LB	5-9	205	Cranberry Twp., Pa. / Seneca Valley
48	Josh Page	Fr.	WR	6-4	185	St. Petersburg, Fla. / Lakewood
49	Dominic Foradora	Fr.	LB	6-0	250	DuBois, Pa. / DuBois

# 2016 Allegheny Football Game Notes • Week Eight • Allegheny at Hiram

## 2016 ALLEGHENY ROSTER

No	Name	Yr	Pos	Ht	Wt	Hometown/High School
50	Tyler Weidenhoff	Fr.	LB	5-11	190	Kane, Pa. / Kane
51	Ezra Reed	Fr.	OL	6-0	195	Petersburg, Va. / Petersburg
52	Tyler Stouffer	So.	LS	5-8	230	Morgantown, W.Va. / University
53	Mike Smallshaw	Fr.	LB	5-11	200	Fairview, Pa. / Fairview
55	Jake Reidenbach	So.	OL	5-11	245	New Philadelphia, Ohio / New Philadelphia
57	Matt Ledesma	Fr.	LB	5-11	215	Glendale, Ariz. / Cactus
58	Austin Hoyt	Fr.	LB	5-11	235	Syracuse, N.Y. / Bishop Ludden
59	Tyler Ernst	Fr.	LB	5-8	205	Ashtabula, Ohio / Edgewood
60	Dominic Antinozzi	Fr.	OL	6-1	280	Decatur, Ga. / Decatur
61	Logan Cala	Jr.	OL	5-10	255	Huntsburg, Ohio / Cardinal
62	Rafael Belanquet	Fr.	OL	6-0	325	Pittsburgh, Pa. / Fox Chapel
63	Hunter Baker	Fr.	DL	6-1	210	Mill Hall, Pa. / Central Mountain
64	Aspen Feldman	Jr.	OL	5-11	260	Rockville, Md./Avalon
66	Nick Fischer	Fr.	OL	6-3	305	Altoona, Pa. / Altoona
67	Jack Horan	Jr.	DL	5-11	220	Fair Haven, N.J. / Rumson-Fair Haven Regional
67	Zach Wilson	Fr.	OL	5-10	250	Mars, Pa. / Seneca Valley
68	Gavin Guntrum	Fr.	OL	6-3	315	Rimersburg, Pa. / Union
69	Ken Golovan	Jr.	OL	5-11	250	Moreland Hills, Ohio / Orange
70	Devin Spitalny	Fr.	OL	6-2	300	Mechanicville, N.Y. / Mechanicville
71	Jacob LoVullo	Fr.	OL	6-1	300	Holland, N.Y. / Holland Central
72	Anthony Florimbio	So.	OL	5-11	230	Walkersville, Md. / St. John's Prep
72	Mike Mangan	Fr.	OL	5-10	310	Jeannette, Pa. / Jeannette
73	Joe DeSanti	Sr.	OL	5-10	260	Erie, Pa. / Mercyhurst Prep
74	Brady Spaulding	Fr.	OL	6-0	290	Rochester, N.Y. / Aquinas Institute
75	Brian Hill	So.	DL	6-1	290	Cincinnati, Ohio / Cincinnati Hills Christian Acad.
76	Kevin Weiner	Fr.	OL	6-0	240	Derwood, Md. / Magruder
78	Andrew Murphy	Jr.	OL	6-0	220	Hamilton, N.J. / Notre Dame
79	Connor Riley	So.	OL	6-3	315	Mars, Pa. / Our Lady of the Sacred Heart
80	Charles Ross	Fr.	WR	5-11	165	Bellefonte, Pa. / St. Joseph's Academy
81	Ben Bachik	Fr.	WR	6-5	185	Cranberry Twp., Pa. / Seneca Valley
82	Horace Boswell	Fr.	TE	6-1	210	Davenport, Fla. / Ridge Community
83	John McFarland	Sr.	TE	6-1	220	Whittier, Calif. / La Serna
84	Alec Hutchin	Jr.	WR	5-9	165	Strabane, Pa. / Canon-McMillan
85	Johnny Thomas Jr.	Fr.	WR	5-11	165	Charlottesville, Va. / Monticello
86	Jonah Tanner	So.	WR	5-7	155	Jamestown, N.Y. / Maple Grove
87	Tonye Hamilton	Fr.	WR	5-9	180	Richmond Heights, Ohio / Richmond Heights
88	Kenny Hines	Fr.	WR	6-1	170	Rabun Gap, Ga. / Rabun Gap
89	Kevin Foley	So.	WR	6-1	165	DuBois, Pa. / DuBois
90	Will Aeschbacher	Sr.	DL	6-1	238	Kalamazoo, Mich. / Norrix
91	Keiton Pollock	Fr.	DL	6-5	200	Mount Union, Pa. / Mount Union
92	Michael Bartley	Fr.	DL	6-2	230	Clarion, Pa. / Clarion Area
93	Mikey Spurr	Fr.	PK	5-9	145	Hemet, Calif. / Tahiquitz
94	Cody Wendt	So.	P/K	5-10	180	Bristol, Tenn. / Sullivan East
95	Miles Oladimeji	So.	DL	5-11	235	Pittsburgh, Pa. / Linsly School
96	Wesley Germain	Fr.	DL	5-11	215	Naples, Fla. / Lely
98	Abraham Duncan	Fr.	DL	6-3	230	South Orange, N.J. / The Kiski School (Pa.)
99	Marcus Davenport	So.	DL	6-2	215	New Kensington, Pa. / Valley

Head Coach: BJ Hammer (1st season)  
 Defensive Coordinator: Randy Moore  
 Offensive Coordinator: Kyle Derickson  
 Guards & Centers/Recruiting Coordinator: Kevin Waters  
 Defensive Line/Special Teams: Ed Raby  
 Running Backs: Mike Deitrick  
 Linebackers: AJ Akinribade  
 Offensive Tackles: Justin Smith

### PRONUNCIATIONS

1 - Ben zol-COW-ski	45 - Albert co-LOO-ba
7 - Nick WOJE-nar	55 - Jake RIDE-en-bock
8 - Jon NYE-grow	60 - Dominic an-te-NOZE-ee
12 - Dylan you-KAY-sik	62 - Rafael BEL-lan-kway
15 - Cray NAY-ler	81 - Ben BAY-chik
21 - Freddy roo-EEZ	90 - Will ASH-bock-er
39 - Zach bed-NARE-o-wits	95 - Miles oh-lah-di-MEDJ-ee

## HEAD COACH B.J. HAMMER



BJ Hammer was named the 34th head coach in Allegheny football program history on January 4, 2016.

Hammer arrives at Allegheny after spending five seasons as the defensive coordinator at fellow North Coast Athletic Conference member Wabash College. There, he led a defensive unit that consistently ranked among NCAA Division-III's best. During his five-year tenure, the Little Giants posted a record of 51-7, making three appearances in the NCAA Division-III playoffs

and winning NCAC championships in 2011 and 2015. He mentored the NCAC Defensive Player of the Year in four of his five seasons as defensive coordinator, while 22 Wabash defenders were First Team All-NCAC honorees, and four were named All-America.

In 2015, the Little Giants finished 12-1, including a perfect 8-0 in the NCAC, and advanced to the third round of the NCAA playoffs. Hammer's defense ranked third nationally with 26 interceptions, fourth in rushing defense (72.2 yds/g), fifth in total defense (240.9 yds/g), and seventh in quarterback sacks (42). Eight Little Giant defenders earned All-NCAC honors, including six First Team selections, highlighted by defensive tackle Tyler McCullen, who was named the NCAC Defensive Player of the Year and a D3Football.com All-American. Wabash ended the year ranked seventh in both the American Football Coaches Association (AFCA) and D3Football.com Top 25 polls.

In 2014, Hammer was named a Division-III Coordinator of the Year finalist after his unit led Division-III in rushing defense (66.3 yds/g) and quarterback sacks (4.6 sacks/g), while ranking third in total defense, fifth in tackles for loss, and 12th in scoring defense. Little Giant linebacker Cody Buresh was named the NCAC Defensive Player of the Year and All-America by both D3Football.com and the AFCA.

The 2013 Wabash defense led the nation in total defense (220.7 yds/g), fumbles recovered (19), and turnover margin (+24), while placing second in tackles for loss (11.6 TFL/g) and rushing defense (63.1). In 2012, the Little Giants placed eighth nationally in scoring defense and 10th in rushing defense, while linebacker CJ Gum earned the NCAC Defensive Player of the Year award for a second straight season.

In his first season as the Wabash defensive coordinator, the Little Giants ranked fifth in the nation in rushing defense (78.1 yds/g), 11th in scoring defense (12.9 pts/g), and 12th in total defense (249.4 yds/g), while they paced the NCAC in every defensive statistical category. In addition to Gum being named the conference's top defender, linebacker AJ Akinribade was named NCAC Newcomer of the Year.

Prior to his five-year tenure at Wabash, Hammer spent eight seasons on the football staff at Whittier College. After working as the Poets' defensive

## THE HAMMER FILE

### PERSONAL

Hometown: Carmel, Indiana  
Alma Mater: Wabash '00  
Date Announced as Head Coach: January 3, 2016  
Family: Wife, Emily; Daughters, Layla and Ellie; Son, William

### COACHING EXPERIENCE

#### Wabash College

Defensive Coordinator, 2011-15

#### Whittier College

Head Coach, 2006-10

Defensive Coordinator, 2003-05

#### Heidelberg College

Linebackers Coach, 2002

#### Wabash College

Inside Linebackers Coach, 2001

### PLAYING EXPERIENCE

- Four-year starting defensive lineman
- Three-time All-NCAC
- Two-time All-America
- Graduated as school record holder for single-season and career tackles for loss
- Graduated as school record holder for single-season sacks (15)
- Tied for Wabash lead in career sacks (27.5)
- Named 2001 Wabash Senior Athlete of the Year

coordinator from 2003-05, Hammer was promoted to head coach, a position he held from 2006-10. Posting a 12-33 overall record, Hammer rebuilt a program that had just 13 players on its roster in 2003 to one that averaged a roster size of over 100. Thirty Whittier players were named All-Southern California Intercollegiate Athletic Conference (SCIAC), while the Whittier defense ranked second in the conference in total defense in 2006, and its rushing offense ranked second in the SCIAC in both 2009 and 2010.

Before his stint in California, Hammer spent the 2002 season as the linebackers coach at Heidelberg College, after beginning his coaching career in 2001 as the outside linebackers coach at Wabash.

Hammer graduated from Wabash in 2001, and is regarded as one of the top defenders to ever suit up for the Little Giants. He graduated as the school's record holder for tackles for loss in a game (five), season (23), and career (58), as well as single-season sacks (15), while he is tied with younger brother Blair as the Little Giants' all-time record holder in career sacks with 27.5. Team captain in 2000, Hammer was a two-time All-American and three-time All-Conference honoree, and was named the 2001 Pete Vaughn Award, which is given annually to the top Wabash senior athlete as voted upon by the athletic department.

A native of Carmel, Indiana, Hammer and wife Emily are the parents of daughters Layla and Ellie, and son William.

# 2016 Allegheny Football Game Notes • Week Eight • Allegheny at Hiram



**KYLE DERICKSON**  
OFFENSIVE COORDINATOR  
2nd Season - Butler '03

- Hired February 2015
- Spent six seasons at Elmhurst College (2009-14)
- Elmhurst offensive coordinator and QB's coach in 2013 and '14
- Saw six Elmhurst offensive players earn all-conference in 2014
- Coached two D3Football.com All-Americans, including RB Josh Williams and TE Garrett Claxon
- Joined the Elmhurst staff in 2008, spending five seasons as receivers coach and special teams/returns coordinator
- Coached at the high school level at Ben Davis High School (Ill.) for one season, and at Barrington High School (Ill.) for three years
- Earned four letters playing at Butler University, earning All-Conference honors as a junior and serving as team captain as a senior
- Earned B.S. in secondary education at Butler
- Earned M.S. in Recreation and Sport Science at Ohio University
- Native of Chicago, Illinois



**ED RABY**  
DEFENSIVE LINE/SPECIAL TEAMS  
3rd season - Alma '11

- Most tenured member of Allegheny staff, hired in July 2014
- Spent two seasons as a graduate assistant at Alfred University (2012-13), working as defensive line coach in '12 and tight ends coach in '13
- Helped Saxons win 14 games over the two seasons, including a victory in the 2013 ECAC North Central Bowl
- Four-year letterwinner and three-year starter as defensive tackle at Alma College, earning All-Conference honors as a senior
- Participated in the 2010 NCAA/American Football Coaches Association Football Coaches Academy
- Earned a B.A. in business administration
- Native of Reed City, Michigan



**RANDY MOORE**  
DEFENSIVE COORDINATOR  
1st season - Iowa '84

- Hired February 2016
- Spent six seasons (2010-15) as head coach at Hiram College
- 2014 and '15 teams posted the school's most wins in successive years since 1987-88
- Coached 24 All-NCAC honorees at Hiram
- Spent seven seasons (2003-09) as defensive coordinator at Otterbein University
- 2008 Otterbein squad set school record with nine wins, and made first NCAA Division III playoff appearance in school history
- Also served as intramural director and strength and conditioning assistant at Otterbein
- Spent three seasons (2001-03) as defensive coordinator at Hope College (Mich.), where team went a combined 24-9 and won the Michigan Intercollegiate Athletic Association title in 2003
- Served as head coach at Lake Forest College (Ill.) from 1995-2000
- Oversaw the Forresters' first non-losing season in 12 years
- Spent three seasons (1992-94) as defensive coordinator at Wartburg College (Iowa), helping team go 24-9 and make a pair of NCAA appearances
- Worked as defensive coordinator and head track and field coach at Michigan Tech (1989-91)
- First collegiate coaching position was at New Mexico State (1985-88), working for one season as a graduate assistant before spending two years as full time tight ends coach
- Began coaching career as head football and baseball coach at Iowa City High School (1983)
- Holds B.S. in physical education from the University of Iowa, and M. Ed. in education administration from New Mexico State



**MIKE DEITRICK**  
RUNNING BACKS  
2nd season - Clarion '15

- Moved to running backs coach after being hired as tight ends coach in July 2015
- Four-year starter at tight end at Clarion University
- Three-time Clarion Scholar Athlete honoree
- Led Clarion in receptions in 2013, and in touchdown catches a season later
- Selected to play in the 2014 National Bowl
- Finished career with 56 receptions for 723 yards and eight TDs
- Earned degree in business management, with a minor in sports management
- Native of Upper St. Clair, Pa.



**A.J. AKINRIBADE**  
LINEBACKERS  
1st season - Wabash '15

- Hired in March 2016
- Four-year starter and four-time All-NCAC performer at linebacker at Wabash College
- Totaled 272 career tackles and 16.5 sacks
- Named NCAC Newcomer of the Year in 2011 after posting six sacks and 14.5 TFLs
- Was the lone active player named to the NCAC's 30th Anniversary All-Decade Team in 2013
- Helped Wabash amass a record of 39-6 over his four-year career, winning the 2011 NCAC title and making two trips to the NCAA playoffs
- Graduated with B.A. in theater and minor in economics
- Native of Indianapolis, Indiana



**KEVIN WATERS**  
GUARDS AND CENTERS/RECRUITING COORDINATOR  
2nd season - LaSalle '08

- Hired February 2015
- Spent two seasons as linebackers coach at Juniata College (2013-14), helping Eagles to 12 wins and overseeing six all-conference selections
- Worked for three seasons at Bethany College (2010-12), spending two years as defensive line assistant and the third as outside linebackers coach
- Began coaching career at Delaware Valley College in 2009 as assistant offensive line coach
- Helped Aggies to a 10-2 record and the second round of the NCAA playoffs
- Played collegiately at LaSalle University, making 17 starts on the offensive line
- 2007 All-Metro Atlantic Athletic Conference selection
- Graduated with honors from LaSalle with a double major in marketing and management, before earning M.A. in teaching from Bethany
- Native of Norristown, Pa.



**JUSTIN SMITH**  
OFFENSIVE TACKLES  
1st season - Lake Forest '13

- Hired July 2016
- Spent two seasons (2014-15) on the staff at Limestone College, working in various capacities including tight ends coach, quarterbacks coach, receivers coach, passing game coordinator, and video coordinator
- Four-year football letterwinner at Lake Forest, amassing 26 catches, 263 yards, and four touchdowns
- Helped lead Lake Forest to Midwest Conference championship in 2012
- As an undergrad, worked as the offensive line coach for the Southern Lakes Blue Devils, a minor league squad based in Salem, Wisc.
- Earned degrees in philosophy and history from Lake Forest
- Currently pursuing MBA from Limestone
- Native of Centerville, Texas

# 2016 Allegheny Football Game Notes • Week Eight • Allegheny at Hiram

## 2016 STATISTICS

Date	Opponent		Score	Att.
Sep 03, 2016	THIEL	L	21-44	2582
* Sep 10, 2016	at College of Wooster	L	40-49	2180
* 9/17/16	at #13 Wabash College	L	7-59	4376
* Sep 24, 2016	at Kenyon College	L	7-31	500
* Oct 01, 2016	OVERLIN	W	26-21	2125
* Oct 15, 2016	DEPAUW	L	21-69	864
* Oct 22, 2016	at Denison	L	28-42	920

Rushing	gp	att	gain	loss	net	avg	td	lg	avg/g
Tyler Balla	7	86	325	14	311	3.6	2	26	44.4
Brandon Sellers	7	42	185	3	182	4.3	0	13	26.0
Logan Lee	7	83	333	219	114	1.4	2	53	16.3
Alex Victor	7	19	72	11	61	3.2	1	12	8.7
Nick Cervone	3	3	25	0	25	8.3	0	16	8.3
Jon Nigro	5	6	19	15	4	0.7	0	16	0.8
John McFarland	7	2	1	0	1	0.5	0	1	0.1
Total	7	251	967	303	664	2.6	5	53	94.9
Opponents	7	312	1951	215	1736	5.6	31	65	248.0

Passing	gp	effc	comp-att-int	pct	yds	td	lg	avg/g
Logan Lee	7	115.19	88-187-7	47.1	1212	12	91	173.1
Jon Nigro	5	106.94	11-20-2	55.0	132	1	63	26.4
Total	7	114.39	99-207-9	47.8	1344	13	91	192.0
Opponents	7	173.20	115-162-3	71.0	1532	13	76	218.9

Receiving	gp	no.	yds	avg	td	lg	avg/g
John McFarland	7	33	378	11.5	1	33	54.0
Alex Victor	7	29	495	17.1	7	86	70.7
Ben Bachik	7	13	159	12.2	2	29	22.7
Tyler Balla	7	10	37	3.7	0	11	5.3
Alec Hutchin	7	8	178	22.2	2	91	25.4
Thomas Jr.	4	2	22	11.0	0	13	5.5
Guzman	2	1	63	63.0	1	63	31.5
Tonye Hamilton	1	1	7	7.0	0	7	7.0
Brandon Sellers	7	1	5	5.0	0	5	0.7
Jake Wilson	6	1	0	0.0	0	0	0.0
Total	7	99	1344	13.6	13	91	192.0
Opponents	7	115	1532	13.3	13	76	218.9

Field Goals	fg	pct.	01-19	20-29	30-39	40-49	50-99	lg	blk
Ben Ziolkowski	4-6	66.7	0-0	4-5	0-1	0-0	0-0	28	1

Scoring	td	fg	PAT					dxp	saf	pts
			kick	rush	rcv	pass				
Alex Victor	8	-	-	-	-	-	-	-	-	48
Ben Ziolkowski	-	4-6	18-19	-	-	-	-	-	-	30
Ben Bachik	2	-	-	-	-	-	-	-	-	12
Logan Lee	2	-	-	-	-	0-1	-	-	-	12
Alec Hutchin	2	-	-	-	-	-	-	-	-	12
Tyler Balla	2	-	-	-	-	-	-	-	-	12
Freddy Ruiz	1	-	-	-	-	-	-	-	-	6
Travis Thomas	1	-	-	-	-	-	-	-	-	6
Guzman	1	-	-	-	-	-	-	-	-	6
John McFarland	1	-	-	-	-	-	-	-	-	6
Total	20	4-6	18-19	-	-	0-1	-	-	-	150
Opponents	44	3-7	42-44	-	-	-	-	-	-	315

Score by Quarters	1st	2nd	3rd	4th	OT	Total
Allegheny College	44	28	34	44	0	150
Opponents	98	86	86	45	0	315

Record:	Overall	Home	Away	Neutral
All games	1-6	1-2	0-4	0-0
Conference	1-5	1-1	0-4	0-0
Non-Conference	0-1	0-1	0-0	0-0

Team Statistics	ALL	OPP
FIRST DOWNS	112	159
Rushing	44	74
Passing	55	70
Penalty	13	15
RUSHING YARDAGE	664	1736
Rushing Attempts	251	312
Average Per Rush	2.6	5.6
Average Per Game	94.9	248.0
TDs Rushing	5	31
PASSING YARDAGE	1344	1532
Comp-Att-Int	99-207-9	115-162-3
Average Per Pass	6.5	9.5
Average Per Catch	13.6	13.3
Average Per Game	192.0	218.9
TDs Passing	13	13
TOTAL OFFENSE	2008	3268
Average Per Play	4.4	6.9
Average Per Game	286.9	466.9
KICK RETURNS: #-Yards	49-1185	28-550
PUNT RETURNS: #-Yards	5-113	6-24
INT RETURNS: #-Yards	3-51	9-136
FUMBLES-LOST	20-10	13-6
PENALTIES-Yards	47-468	41-441
PUNTS-AVG	44-36.2	26-36.0
TIME OF POSSESSION/Game	29:32	30:28
3RD-DOWN Conversions	30/104	40/89
4TH-DOWN Conversions	9/14	8/10

Interceptions	no.	yds	avg	td	lg
Cole Morris	1	0	0.0	0	0
Travis Thomas	1	51	51.0	1	51
Adrian Garcia	1	0	0.0	0	0

Punting	no.	yds	avg	lg	tb	fc	i20	50+	blk
McLaughlin	37	1370	37.0	58	1	11	5	3	0
Cody Wendt	4	119	29.8	42	0	0	0	0	0
Logan Lee	3	106	35.3	42	1	0	1	0	0

Punt Returns	no.	yds	avg	td	lg
Alex Victor	3	94	31.3	0	53
Tristan Rhoades	1	10	10.0	0	10
Jake Wilson	1	9	9.0	0	9
Total	5	113	22.6	0	53
Opponents	6	24	4.0	0	17

Kick Returns	no.	yds	avg	td	lg
Jake Wilson	39	976	25.0	0	76
Cole Morris	4	90	22.5	0	31
Tyler Balla	4	74	18.5	0	20
Horace Boswell	1	20	20.0	0	20
Brian Stoldt	1	25	25.0	0	25
Total	49	1185	24.2	0	76
Opponents	28	550	19.6	0	50

All Purpose	g	rush	rcv	pr	kr	ir	total	avg/g
Jake Wilson	6	0	0	9	976	0	985	164.2
Alex Victor	7	61	495	94	0	0	650	92.9
Tyler Balla	7	311	37	0	74	0	422	60.3
John McFarland	7	1	378	0	0	0	379	54.1
Brandon Sellers	7	182	5	0	0	0	187	26.7
Total	7	664	1344	113	1185	51	3357	479.6
Opponents	7	1736	1532	24	550	136	3978	568.3

Total Offense	g	plays	rush	pass	total	avg/g
Logan Lee	7	270	114	1212	1326	189.4
Tyler Balla	7	86	311	0	311	44.4
Brandon Sellers	7	42	182	0	182	26.0
Jon Nigro	5	26	4	132	136	27.2
Alex Victor	7	19	61	0	61	8.7
Total	7	458	664	1344	2008	286.9
Opponents	7	474	1736	1532	3268	466.9

## 2016 DEFENSIVE STATISTICS

#	Defensive Leaders	gp	Tackles				Sacks no-yds	Pass defense			Fumbles		blkd	
			ua	a	tot	tfl/yds		int-yds	brup	qbh	rcv-yds	ff	kick	saf
10	Tristan Rhoades	6	44	25	69	3.0-7	.	.	2	.	1-3	2	.	.
99	Davenport	7	24	17	41	9.0-38	2.5-24	.	2	.	1-0	2	.	.
21	Freddy Ruiz	7	21	17	38	5.0-13	.	.	1	1	1-27	.	.	.
2	Wyatt Boyler	7	18	17	35	1.5-5	.	.	2	.	1-4	.	.	.
15	Craye Nehler	7	25	6	31	0.5-1	.	.	3	.	.	.	.	.
41	Deangelo Logan	6	19	12	31	0.5-1	.	.	1	.	.	.	.	.
11	David Perez	7	21	6	27	3.0-15	.	.	1	.	.	1	.	.
36	Jon Scroxton	7	11	16	27	3.5-8	1.0-4	.	.	1	.	.	.	.
44	Jahnaaman Boone	7	16	7	23	7.0-37	4.0-30	.	.	1	.	.	.	.
46	Colten Buzard	7	7	13	20	4.0-15	2.5-13	.	.	2	.	.	.	.
57	Matt Ledesma	7	12	7	19	2.5-12	2.0-11	.	.	.	.	.	.	.
9	Juwan Campbell	7	6	8	14	.	.	.	.	.	.	.	.	.
24	Ben Capella	6	5	9	14	0.5-3	.	.	2	1	.	1	.	.
95	Miles Oladimeji	7	7	6	13	1.0-2	.	.	1	.	.	.	.	.
40	Zi'Tear Wilson	7	4	5	9	2.0-4	.	.	.	1	.	.	.	.
6	Travis Thomas	7	7	2	9	1.0-7	1.0-7	1-51	.	.	.	1	.	.
90	Aeschbacher	4	5	4	9	1.5-2	.	.	.	.	.	.	.	.
28	Adrian Garcia	7	8	.	8	.	.	1-0	.	.	.	.	.	.
13	McLaughlin	6	4	3	7	.	.	.	.	1	.	.	.	.
17	Aryn Wrona	5	7	.	7	1.0-2	.	.	2	.	.	.	.	.
56	Max Sessions	2	4	2	6	2.0-17	1.0-12	.	.	.	1-0	.	.	.
45	Albert Kolubah	5	2	1	3	.	.	.	.	.	.	.	.	.
47	Corey Laskey	5	1	2	3	.	.	.	.	.	1-0	.	.	.
53	Mike Smallshaw	4	1	2	3	0.5-1	.	.	.	.	.	.	.	.
7	Nick Wojnar	6	1	2	3	.	.	.	.	.	.	.	.	.
83	John McFarland	7	2	.	2	.	.	.	.	.	.	.	.	.
34	Cole Morris	5	2	.	2	.	.	1-0	.	.	.	.	.	.
5X	Matt Wetzel	3	2	.	2	.	.	.	.	.	.	.	.	.
84	Alec Hutchin	7	2	.	2	.	.	.	.	.	.	.	.	.
2X	Rico Yanez	2	1	.	1	.	.	.	.	.	.	.	.	.
3	Jake Wilson	6	1	.	1	.	.	.	.	.	.	.	.	.
31	Tommy Gramm	2	1	.	1	.	.	.	.	.	.	1	.	.
12	Dylan Ukasik	1	.	1	1	.	.	.	.	.	.	.	.	.
35	Denzel Green	1	1	.	1	1.0-1	.	.	.	.	.	.	.	.
32	Robert Grant	3	.	1	1	.	.	.	.	.	.	.	.	.
26	Alex Victor	7	1	.	1	.	.	.	.	.	.	.	.	.
33	Ben Marks	2	.	1	1	.	.	.	.	.	.	.	.	.
22	Brandon Sellers	7	1	.	1	.	.	.	.	.	.	1	.	.
27	Silas Garrison	4	1	.	1	.	.	.	.	.	.	.	.	.
98	Abraham Duncan	3	.	1	1	.	.	.	.	.	.	.	.	.
96	Wesley Germain	5	.	1	1	.	.	.	.	.	.	.	.	.
29	Justin McClain	4	1	.	1	.	.	.	.	.	.	.	.	.
4X	Travis Newton	1	.	1	1	.	.	.	.	.	.	.	.	.
23	Nick Cervone	3	.	1	1	.	.	.	.	.	.	.	.	.
Total		7	296	196	492	50-191	14-101	3-51	17	8	6-34	9	.	.
Opponents		7	268	206	474	61-249	25-168	9-136	25	18	10-0	10	1	.

# 2016 Allegheny Football Game Notes • Week Eight • Allegheny at Hiram

## 2016 ALLEGHENY INDIVIDUAL GAME HIGHS

Rushes	22	Tyler Balla vs Oberlin (Oct 01, 2016)
Yards Rushing	113	Tyler Balla vs Thiel (Sep 03, 2016)
TD Rushes	1	Tyler Balla vs Thiel (Sep 03, 2016)
	1	Alex Victor at College of Wooster (Sep 10, 2016)
	1	Logan Lee at Wabash College (9/17/16)
	1	Logan Lee vs Oberlin (Oct 01, 2016)
	1	Tyler Balla at Denison (Oct 22, 2016)
Long Rush	53	Logan Lee at College of Wooster (Sep 10, 2016)
Pass attempts	37	Logan Lee at College of Wooster (Sep 10, 2016)
Pass completions	18	Logan Lee at College of Wooster (Sep 10, 2016)
Yards Passing	288	Logan Lee vs DePauw (Oct 15, 2016)
TD Passes	4	Logan Lee at College of Wooster (Sep 10, 2016)
Long Pass	91	Logan Lee at College of Wooster (Sep 10, 2016)
Receptions	8	Alex Victor at College of Wooster (Sep 10, 2016)
Yards Receiving	219	Alex Victor vs DePauw (Oct 15, 2016)
TD Receptions	3	Alex Victor at College of Wooster (Sep 10, 2016)
Long Reception	91	Alec Hutchin at College of Wooster (Sep 10, 2016)
Field Goals	2	Ben Ziolkowski at College of Wooster (Sep 10, 2016)
	2	Ben Ziolkowski vs Oberlin (Oct 01, 2016)
Long Field Goal	28	Ben Ziolkowski at College of Wooster (Sep 10, 2016)
Punts	10	McLaughlin at Wabash College (9/17/16)
Punting Avg	48.2	McLaughlin at Denison (Oct 22, 2016)
Long Punt	58	McLaughlin at Denison (Oct 22, 2016)
Punts inside 20	2	McLaughlin at Kenyon College (Sep 24, 2016)
Long Punt Return	53	Alex Victor at Kenyon College (Sep 24, 2016)
Long Kickoff Return	76	Jake Wilson vs Thiel (Sep 03, 2016)
Tackles	17	Tristan Rhoades at College of Wooster (Sep 10, 2016)
Sacks	3.0	Jahnaaman Boone at Denison (Oct 22, 2016)
Tackles For Loss	4.0	Jahnaaman Boone at Denison (Oct 22, 2016)
Interceptions	1	Cole Morris at Kenyon College (Sep 24, 2016)
	1	Travis Thomas vs Oberlin (Oct 01, 2016)
	1	Adrian Garcia at Denison (Oct 22, 2016)

## 2016 ALLEGHENY TEAM GAME HIGHS

Rushes	60	vs Oberlin (Oct 01, 2016)
Yards Rushing	206	at College of Wooster (Sep 10, 2016)
Yards Per Rush	4.4	at College of Wooster (Sep 10, 2016)
TD Rushes	1	vs Thiel (Sep 03, 2016)
	1	at College of Wooster (Sep 10, 2016)
	1	at Wabash College (9/17/16)
	1	vs Oberlin (Oct 01, 2016)
	1	at Denison (Oct 22, 2016)
Pass attempts	38	vs Thiel (Sep 03, 2016)
Pass completions	18	vs Thiel (Sep 03, 2016)
	18	at College of Wooster (Sep 10, 2016)
Yards Passing	365	vs DePauw (Oct 15, 2016)
Yards Per Pass	11.8	vs DePauw (Oct 15, 2016)
TD Passes	4	at College of Wooster (Sep 10, 2016)
Total Plays	84	at College of Wooster (Sep 10, 2016)
Total Offense	458	at College of Wooster (Sep 10, 2016)
Yards Per Play	7.5	vs DePauw (Oct 15, 2016)
Points	40	at College of Wooster (Sep 10, 2016)
Sacks By	5	at Denison (Oct 22, 2016)
First Downs	28	at College of Wooster (Sep 10, 2016)
Penalties	13	at Denison (Oct 22, 2016)
Penalty Yards	122	at Denison (Oct 22, 2016)
Turnovers	6	vs Thiel (Sep 03, 2016)
Interceptions By	1	at Kenyon College (Sep 24, 2016)
	1	vs Oberlin (Oct 01, 2016)
	1	at Denison (Oct 22, 2016)
Punts	11	at Wabash College (9/17/16)
Punting Avg	48.2	at Denison (Oct 22, 2016)
Long Punt	58	at Denison (Oct 22, 2016)
Punts inside 20	2	at Kenyon College (Sep 24, 2016)
	2	vs Oberlin (Oct 01, 2016)
Long Punt Return	53	at Kenyon College (Sep 24, 2016)

## 2016 OPPONENT INDIVIDUAL GAME HIGHS

Rushes	25	Nat Henry, at Kenyon College (Sep 24, 2016)
Yards Rushing	171	Jason Kirchhoff, vs DePauw (Oct 15, 2016)
TD Rushes	3	Brandon Adams, at College of Wooster (Sep 10, 2016)
	3	Matt Penola, at Wabash College (9/17/16)
Long Rush	65	Drake Christen, at Wabash College (9/17/16)
Pass attempts	40	Gary Muntean, at College of Wooster (Sep 10, 2016)
Pass completions	29	Gary Muntean, at College of Wooster (Sep 10, 2016)
Yards Passing	419	Gary Muntean, at College of Wooster (Sep 10, 2016)
TD Passes	4	Matt Hunt, vs DePauw (Oct 15, 2016)
Long Pass	76	Matt Hunt, vs DePauw (Oct 15, 2016)
Receptions	10	Brian Hunca, at Kenyon College (Sep 24, 2016)
Yards Receiving	191	Brian Hunca, at Kenyon College (Sep 24, 2016)
TD Receptions	4	Chase Sadler, vs DePauw (Oct 15, 2016)
Long Reception	76	Chase Sadler, vs DePauw (Oct 15, 2016)
Field Goals	1	Colin Peal, vs Thiel (Sep 03, 2016)
	1	Andrew Tutsie, at Wabash College (9/17/16)
	1	Szabi Simo, at Kenyon College (Sep 24, 2016)
Long Field Goal	38	Szabi Simo, at Kenyon College (Sep 24, 2016)
Punts	6	Lane Dailey, at College of Wooster (Sep 10, 2016)
	6	Szabi Simo, at Kenyon College (Sep 24, 2016)
Punting Avg	43.2	Szabi Simo, at Kenyon College (Sep 24, 2016)
Long Punt	56	Szabi Simo, at Kenyon College (Sep 24, 2016)
Punts inside 20	2	Derek Fox, at Wabash College (9/17/16)
	2	Schmitzerle, vs Oberlin (Oct 01, 2016)
Long Punt Return	17	Alex Woods, at College of Wooster (Sep 10, 2016)
Long Kickoff Return	50	Jaquan Hicks, vs Thiel (Sep 03, 2016)
Tackles	10	Doak Walker Jr., vs Thiel (Sep 03, 2016)
	10	KC Okoronkwo, at College of Wooster (Sep 10, 2016)
	10	Marcus Bowers, at College of Wooster (Sep 10, 2016)
	10	Solorzano, vs Oberlin (Oct 01, 2016)
Sacks	2.5	Aaron Roberson, at College of Wooster (Sep 10, 2016)
Tackles For Loss	3.0	Connor Ludwig, at Wabash College (9/17/16)
	3.0	Jamal Perkins, at Kenyon College (Sep 24, 2016)
	3.0	Zach Neufeld, at Denison (Oct 22, 2016)
Interceptions	2	Jake Elk, vs Thiel (Sep 03, 2016)
	2	Will Longthorne, vs DePauw (Oct 15, 2016)

## 2016 OPPONENT TEAM GAME HIGHS

Rushes	58	at Wabash College (9/17/16)
	58	vs DePauw (Oct 15, 2016)
Yards Rushing	513	at Wabash College (9/17/16)
Yards Per Rush	8.8	at Wabash College (9/17/16)
TD Rushes	7	at Wabash College (9/17/16)
Pass attempts	40	at College of Wooster (Sep 10, 2016)
Pass completions	29	at College of Wooster (Sep 10, 2016)
Yards Passing	419	at College of Wooster (Sep 10, 2016)
Yards Per Pass	14.7	vs DePauw (Oct 15, 2016)
TD Passes	4	vs DePauw (Oct 15, 2016)
Total Plays	73	at College of Wooster (Sep 10, 2016)
	73	at Denison (Oct 22, 2016)
Total Offense	661	vs DePauw (Oct 15, 2016)
Yards Per Play	9.4	vs DePauw (Oct 15, 2016)
Points	69	vs DePauw (Oct 15, 2016)
Sacks By	6	at Denison (Oct 22, 2016)
First Downs	30	at Denison (Oct 22, 2016)
Penalties	9	vs Thiel (Sep 03, 2016)
Penalty Yards	99	at Wabash College (9/17/16)
Turnovers	4	vs Oberlin (Oct 01, 2016)
Interceptions By	3	vs Thiel (Sep 03, 2016)
	3	vs DePauw (Oct 15, 2016)
Punts	6	at College of Wooster (Sep 10, 2016)
	6	at Kenyon College (Sep 24, 2016)
Punting Avg	43.2	at Kenyon College (Sep 24, 2016)
Long Punt	56	at Kenyon College (Sep 24, 2016)
Punts inside 20	2	at Wabash College (9/17/16)
	2	vs Oberlin (Oct 01, 2016)
Long Punt Return	17	at College of Wooster (Sep 10, 2016)

## 2016 GAME SUMMARIES

### Quickie Statistics (Final) Thiel vs Allegheny College (Sep 03, 2016 at Meadville, Pa.)

	THI	ALL
Score	44	21
<b>FIRST DOWNS</b>	20	22
<b>RUSHES-YARDS (NET)</b>	42-297	38-133
<b>PASSING YDS (NET)</b>	148	172
Passes Att-Comp-Int	12-8-0	38-18-3
<b>TOTAL OFFENSE PLAYS-YARDS</b>	54-445	76-305
Fumble Returns-Yards	0-0	0-0
Punt Returns-Yards	1-2	0-0
Kickoff Returns-Yards	3-96	8-268
Interception Returns-Yards	3-127	0-0
Punts (Number-Avg)	2-30.0	3-29.0
Fumbles-Lost	2-1	5-3
Penalties-Yards	9-71	5-66
Possession Time	27:39	32:21
Third-Down Conversions	4 of 9	4 of 15
Fourth-Down Conversions	1 of 2	5 of 6
Red-Zone Scores-Chances	3-4	2-6

#### Thiel

<b>Rushing</b>	No.	Gain	Loss	Net	TD	Lg	Avg
Nick Barca	20	132	9	123	1	35	6.2
James Lewis	6	93	0	93	2	46	15.5
Payton Hicks	3	53	0	53	2	40	17.7
Ryan Radke	10	58	25	33	0	24	3.3

<b>Passing</b>	C-A-I	Yds	TD	Long	Sack
Ryan Radke	8-12-0	148	1	46	2

<b>Receiving</b>	No.	Yards	TD	Long
DeShawon Bracy	3	76	0	46
Ryan Rowland	2	25	1	23
Alex Horvatits	2	23	0	13
Nick Barca	1	24	0	24

<b>Punting</b>	No.	Yds	Avg	Long	In20	TB
Dylan Kleckner	2	60	30.0	41	0	0

<b>Punt Returns</b>	No.	Yards	TD	Long
Adam Tajuddin	1	2	0	2

<b>Kick Returns</b>	No.	Yards	TD	Long
Jaquan Hicks	3	96	0	50

<b>Tackles</b>	UA-A	Total	Sacks	TFL
Doak Walker Jr.	7-3	10	0.0	1.5
Joe Krimm	7-2	9	2.0	2.5
Joe Serratore	3-3	6	0.0	1.5
Randy Groves	4-1	5	0.0	1.0

#### Allegheny College

<b>Rushing</b>	No.	Gain	Loss	Net	TD	Lg	Avg
Tyler Balla	21	115	2	113	1	26	5.4
Logan Lee	7	23	10	13	0	9	1.9
Brandon Sellers	1	3	0	3	0	3	3.0
Jon Nigro	5	17	15	2	0	16	0.4

<b>Passing</b>	C-A-I	Yds	TD	Long	Sack
Logan Lee	11-24-1	117	2	30	0
Jon Nigro	7-14-2	55	0	14	2

<b>Receiving</b>	No.	Yards	TD	Long
John McFarland	5	58	0	19
Ben Bachik	4	34	1	12
Alex Victor	4	27	0	15
Tyler Balla	4	23	0	11

<b>Punting</b>	No.	Yds	Avg	Long	In20	TB
Cody Wendt	3	87	29.0	42	0	0

<b>Punt Returns</b>	No.	Yards	TD	Long
---------------------	-----	-------	----	------

<b>Kick Returns</b>	No.	Yards	TD	Long
Jake Wilson	6	223	0	76
Brian Stoldt	1	25	0	25

<b>Tackles</b>	UA-A	Total	Sacks	TFL
Tristan Rhoades	10-2	12	0.0	0.0
Davenport	6-1	7	1.0	1.0
Craye Nehler	5-0	5	0.0	0.0
Max Sessions	4-1	5	1.0	2.0

Qtr	Time	Scoring Play	V-H
1st	07:28	THI - Payton Hicks 40 yd run (Chris Rosales kick), 6-97 2:26	7 - 0
	02:34	THI - Payton Hicks 10 yd run (Chris Rosales kick), 7-83 3:56	14 - 0
2nd	10:44	THI - Nick Barca 15 yd run (Chris Rosales kick), 5-41 2:21	21 - 0
3rd	12:53	THI - Ryan Rowland 23 yd pass from Ryan Radke (Colin Peal kick failed), 4-45 1:52	27 - 0
	09:35	ALL - Ben Bachik 11 yd pass from Logan Lee (Ben Ziolkowski kick), 4-19 2:05	27 - 7
	07:51	THI - James Lewis 30 yd run (Colin Peal kick), 4-67 1:39	34 - 7
	06:19	ALL - Alec Hutchin 30 yd pass from Logan Lee (Ben Ziolkowski kick), 3-37 1:26	34 - 14
4th	14:13	THI - Colin Peal 31 yd field goal, 11-54 6:59	37 - 14
	09:42	ALL - Tyler Balla 10 yd run (Ben Ziolkowski kick), 13-63 4:23	37 - 21
	03:30	THI - James Lewis 46 yd run (Colin Peal kick), 4-59 1:26	44 - 21

## 2016 GAME SUMMARIES

### Quickie Statistics (Final)

### Allegheny College vs College of Wooster (Sep 10, 2016 at Wooster, Ohio)

	ALL	WOO
Score	40	49
<b>FIRST DOWNS</b>	28	27
<b>RUSHES-YARDS (NET)</b>	47-206	33-132
<b>PASSING YDS (NET)</b>	252	419
Passes Att-Comp-Int	37-18-1	40-29-0
<b>TOTAL OFFENSE PLAYS-YARDS</b>	84-458	73-551
Fumble Returns-Yards	0-0	0-0
Punt Returns-Yards	1-39	1-17
Kickoff Returns-Yards	8-209	7-131
Interception Returns-Yards	0-0	1-0
Punts (Number-Avg)	5-38.8	6-32.0
Fumbles-Lost	3-2	2-0
Penalties-Yards	5-52	6-80
Possession Time	33:58	26:02
Third-Down Conversions	10 of 19	5 of 12
Fourth-Down Conversions	0 of 1	0 of 0
Red-Zone Scores-Chances	6-7	6-6

#### Allegheny College

<b>Rushing</b>	No.	Gain	Loss	Net	TD	Lg	Avg
Logan Lee	20	138	41	97	0	53	4.8
Tyler Balla	18	66	6	60	0	13	3.3
Alex Victor	8	51	1	50	1	12	6.2
Brandon Sellers	1	0	1	-1	0	0	-1.0

<b>Passing</b>	C-A-I	Yds	TD	Long	Sack
Logan Lee	18-37-1	252	4	91	4

<b>Receiving</b>	No.	Yards	TD	Long
Alex Victor	8	83	3	23
John McFarland	4	33	0	10
Alec Hutchin	3	113	1	91
Tyler Balla	2	8	0	4

<b>Punting</b>	No.	Yds	Avg	Long	In20	TB
McLaughlin	4	162	40.5	45	0	0
Cody Wendt	1	32	32.0	32	0	0

<b>Punt Returns</b>	No.	Yards	TD	Long
Alex Victor	1	39	0	39

<b>Kick Returns</b>	No.	Yards	TD	Long
Jake Wilson	8	209	0	43

<b>Tackles</b>	UA-A	Total	Sacks	TFL
Tristan Rhoades	12-5	17	0.0	1.0
Craye Nehler	6-4	10	0.0	0.5

#### College of Wooster

<b>Rushing</b>	No.	Gain	Loss	Net	TD	Lg	Avg
Antonio Bailey	12	66	9	57	2	31	4.8
Gary Muntean	7	47	5	42	1	19	6.0
Brandon Adams	12	44	3	41	3	24	3.4
TEAM	1	0	1	-1	0	0	-1.0

<b>Passing</b>	C-A-I	Yds	TD	Long	Sack
Gary Muntean	29-40-0	419	1	39	0

<b>Receiving</b>	No.	Yards	TD	Long
Nate Huwar	7	52	0	17
Antonio Bailey	5	78	0	39
Nick Cummings	4	96	1	36
C. Pinnock	4	53	0	21

<b>Punting</b>	No.	Yds	Avg	Long	In20	TB
Lane Dailey	6	192	32.0	41	1	0

<b>Punt Returns</b>	No.	Yards	TD	Long
Alex Woods	1	17	0	17

<b>Kick Returns</b>	No.	Yards	TD	Long
Alex Woods	6	120	0	22
KC Okoronkwo	1	11	0	11

<b>Tackles</b>	UA-A	Total	Sacks	TFL
KC Okoronkwo	7-3	10	0.0	0.0
Marcus Bowers	4-6	10	0.0	0.5

Qtr	Time	Scoring Play	V-H
1st	12:52	WOO - Antonio Bailey 6 yd run (Trevor Bowden kick), 7-70 2:08	0 - 7
	10:12	ALL - Ben Ziolkowski 28 yd field goal, 8-59 2:32	3 - 7
	04:07	ALL - Alex Victor 12 yd pass from Logan Lee (Ben Ziolkowski kick), 9-66 4:19	10 - 7
	01:27	WOO - Brandon Adams 4 yd run (Trevor Bowden kick), 9-66 2:33	10 - 14
2nd	08:33	WOO - Gary Muntean 1 yd run (Trevor Bowden kick), 5-58 1:38	10 - 21
	06:05	ALL - Alex Victor 1 yd run (Ben Ziolkowski kick), 5-89 2:21	17 - 21
	04:10	WOO - Brandon Adams 2 yd run (Trevor Bowden kick), 5-74 1:47	17 - 28
	00:34	ALL - Alec Hutchin 11 yd pass from Logan Lee (Ben Ziolkowski kick), 8-52 3:28	24 - 28
3rd	11:06	ALL - Ben Ziolkowski 24 yd field goal, 10-67 3:46	27 - 28
	09:23	WOO - Brandon Adams 24 yd run (Trevor Bowden kick), 5-67 1:35	27 - 35
	07:23	WOO - Antonio Bailey 15 yd run (Trevor Bowden kick), 3-34 0:31	27 - 42
	02:20	ALL - Alex Victor 23 yd pass from Logan Lee (Ben Ziolkowski kick), 3-35 0:44	34 - 42
4th	10:39	ALL - Alex Victor 18 yd pass from Logan Lee (Logan Lee pass failed), 7-83 2:56	40 - 42
	04:36	WOO - Nick Cummings 14 yd pass from Gary Muntean (Trevor Bowden kick), 6-52 2:37	40 - 49

## 2016 GAME SUMMARIES

### Quickie Statistics (Final)

#### Allegheny College vs #13 Wabash College (9/17/16 at Crawfordsville, IN)

	ALL	WAB
Score	7	59
<b>FIRST DOWNS</b>	8	25
<b>RUSHES-YARDS (NET)</b>	37-47	58-513
<b>PASSING YDS (NET)</b>	60	117
Passes Att-Comp-Int	25-8-1	10-6-0
<b>TOTAL OFFENSE PLAYS-YARDS</b>	62-107	68-630
Fumble Returns-Yards	0-0	0-0
Punt Returns-Yards	0-0	2-4
Kickoff Returns-Yards	8-167	2-41
Interception Returns-Yards	0-0	1-9
Punts (Number-Avg)	11-35.7	3-36.3
Fumbles-Lost	2-1	2-1
Penalties-Yards	4-40	7-99
Possession Time	29:10	30:50
Third-Down Conversions	1 of 16	7 of 14
Fourth-Down Conversions	0 of 0	1 of 1
Red-Zone Scores-Chances	1-1	3-4

#### Allegheny College

<b>Rushing</b>	No.	Gain	Loss	Net	TD	Lg	Avg
Brandon Sellers	14	78	2	76	0	13	5.4
Tyler Balla	5	8	0	8	0	2	1.6
Alex Victor	5	10	5	5	0	6	1.0
Karol Vargas	2	0	4	-4	0	0	-2.0

<b>Passing</b>	C-A-I	Yds	TD	Long	Sack
Logan Lee	8-24-1	60	0	37	5
Jon Nigro	0-1-0	0	0	0	0

<b>Receiving</b>	No.	Yards	TD	Long
Alex Victor	4	47	0	37
John McFarland	2	10	0	5
Tyler Balla	2	3	0	3

<b>Punting</b>	No.	Yds	Avg	Long	In20	TB
McLaughlin	10	351	35.1	46	1	0
Logan Lee	1	42	42.0	42	0	1

<b>Punt Returns</b>	No.	Yards	TD	Long
---------------------	-----	-------	----	------

<b>Kick Returns</b>	No.	Yards	TD	Long
Jake Wilson	7	136	0	36
Cole Morris	1	31	0	31

<b>Tackles</b>	UA-A	Total	Sacks	TFL
Wyatt Boyler	6-3	9	0.0	0.0
Jahnaaman Boone	8-0	8	1.0	1.0
Deangelo Logan	6-1	7	0.0	0.5
Davenport	4-3	7	0.0	1.5

#### Wabash College

<b>Rushing</b>	No.	Gain	Loss	Net	TD	Lg	Avg
Matt Penola	16	128	0	128	3	42	8.0
Isaac Avant	7	93	2	91	1	57	13.0
Tyler Downing	13	89	5	84	1	60	6.5
Drake Christen	4	75	0	75	1	65	18.8

<b>Passing</b>	C-A-I	Yds	TD	Long	Sack
Connor Rice	6-10-0	117	1	65	1

<b>Receiving</b>	No.	Yards	TD	Long
Ryan Thomas	3	80	1	65
Oliver Page	2	24	0	14
Dylan Buresh	1	13	0	13

<b>Punting</b>	No.	Yds	Avg	Long	In20	TB
Derek Fox	3	109	36.3	40	2	0

<b>Punt Returns</b>	No.	Yards	TD	Long
Drake Christen	1	7	0	7
Kirby Cox	1	-3	0	0

<b>Kick Returns</b>	No.	Yards	TD	Long
Isaac Avant	2	41	0	21

<b>Tackles</b>	UA-A	Total	Sacks	TFL
Connor Ludwig	4-2	6	2.0	3.0
Jalen Alston	2-3	5	0.0	0.0
Stephan Jones	1-3	4	0.0	0.5
Evan Hansen	1-3	4	0.0	0.0

Qtr	Time	Scoring Play	V-H
1st	10:40	WAB - Ryan Thomas 65 yd pass from Connor Rice (Andrew Tutsie kick), 2-77 0:30	0 - 7
	07:11	WAB - Matt Penola 9 yd run (Andrew Tutsie kick), 7-31 2:37	0 - 14
2nd	10:11	WAB - Andrew Tutsie 24 yd field goal, 11-57 3:54	0 - 17
	08:06	WAB - Drake Christen 65 yd run (Andrew Tutsie kick), 2-65 0:39	0 - 24
	01:46	WAB - Matt Penola 12 yd run (Andrew Tutsie kick), 3-40 1:02	0 - 31
3rd	13:01	WAB - Matt Penola 42 yd run (Andrew Tutsie kick), 3-48 0:55	0 - 38
	10:24	WAB - Tyler Downing 60 yd run (Andrew Tutsie kick), 1-60 0:11	0 - 45
	02:47	WAB - Bobby Blum 42 yd run (Andrew Tutsie kick), 3-44 1:35	0 - 52
4th	11:08	ALL - Logan Lee 1 yd run (Ben Ziolkowski kick), 12-71 6:33	7 - 52
	09:23	WAB - Isaac Avant 57 yd run (Andrew Tutsie kick), 3-70 1:39	7 - 59

## 2016 GAME SUMMARIES

### Quickie Statistics (Final) Allegheny College vs Kenyon College (Sep 24, 2016 at Gambier, OH)

	ALL	KENF
Score	7	31
<b>FIRST DOWNS</b>	7	16
<b>RUSHES-YARDS (NET)</b>	24-1	40-84
<b>PASSING YDS (NET)</b>	174	270
Passes Att-Comp-Int	28-14-0	30-21-1
<b>TOTAL OFFENSE PLAYS-YARDS</b>	52-175	70-354
Fumble Returns-Yards	0-0	0-0
Punt Returns-Yards	3-65	1-1
Kickoff Returns-Yards	6-111	2-37
Interception Returns-Yards	1-0	0-0
Punts (Number-Avg)	10-37.2	6-43.2
Fumbles-Lost	0-0	0-0
Penalties-Yards	6-64	4-40
Possession Time	23:30	36:30
Third-Down Conversions	2 of 14	5 of 18
Fourth-Down Conversions	1 of 1	4 of 4
Red-Zone Scores-Chances	0-1	3-3

#### Allegheny College

<b>Rushing</b>	No.	Gain	Loss	Net	TD	Lg	Avg
Tyler Balla	6	14	3	11	0	5	1.8
Brandon Sellers	2	7	0	7	0	7	3.5
McLaughlin	2	5	0	5	0	3	2.5
Alex Victor	1	3	0	3	0	3	3.0

<b>Passing</b>	C-A-I	Yds	TD	Long	Sack
Logan Lee	14-28-0	174	1	85	4

<b>Receiving</b>	No.	Yards	TD	Long
John McFarland	7	45	0	11
Ben Bachik	2	21	0	13
Alex Victor	1	85	1	85
Thomas Jr.	1	13	0	13

<b>Punting</b>	No.	Yds	Avg	Long	In20	TB
McLaughlin	9	334	37.1	50	2	0
Logan Lee	1	38	38.0	38	0	0

<b>Punt Returns</b>	No.	Yards	TD	Long
Alex Victor	2	55	0	53
Tristan Rhoades	1	10	0	10

<b>Kick Returns</b>	No.	Yards	TD	Long
Tyler Balla	4	74	0	20
Cole Morris	2	37	0	20

<b>Tackles</b>	UA-A	Total	Sacks	TFL
Deangelo Logan	6-4	10	0	0.0
David Perez	4-4	8	0	2.0
Tristan Rhoades	2-6	8	0	0.5
Craye Nehler	5-1	6	0	0.0

#### Kenyon College

<b>Rushing</b>	No.	Gain	Loss	Net	TD	Lg	Avg
Nat Henry	25	85	12	73	2	14	2.9
Brian Hunca	1	9	0	9	0	9	9.0
John Clark	5	7	1	6	0	5	1.2
Jibri McLean	1	3	0	3	0	3	3.0

<b>Passing</b>	C-A-I	Yds	TD	Long	Sack
Thomas Merkle	21-29-0	270	2	67	2
Noah Montgomery	0-1-1	0	0	0	0

<b>Receiving</b>	No.	Yards	TD	Long
Brian Hunca	10	191	2	67
Jibri McLean	5	48	0	38
Ian Bell	2	17	0	10
Nat Henry	2	5	0	3

<b>Punting</b>	No.	Yds	Avg	Long	In20	TB
Szabi Simo	6	259	43.2	56	0	0

<b>Punt Returns</b>	No.	Yards	TD	Long
Curt Williams	1	1	0	1

<b>Kick Returns</b>	No.	Yards	TD	Long
Gant Van Vliet	2	37	0	20

<b>Tackles</b>	UA-A	Total	Sacks	TFL
Mike Gibbons	6-3	9	0	0.5
Cody Keenan	4-4	8	1	1.5
Jamal Perkins	2-5	7	2	3.0
Joe Marabito	3-2	5	0	1.0

Qtr	Time	Scoring Play	V-H
1st	07:07	KENF - Nat Henry 5 yd run (Szabi Simo kick), 16-85 7:53	0 - 7
	06:49	ALL - Alex Victor 85 yd pass from Logan Lee (Ben Ziolkowski kick), 1-85 0:11	7 - 7
2nd	01:27	KENF - Brian Hunca 67 yd pass from Thomas Merkle (Szabi Simo kick), 1-67 0:10	7 - 14
3rd	11:13	KENF - Brian Hunca 35 yd pass from Thomas Merkle (Szabi Simo kick), 4-36 1:28	7 - 21
	00:01	KENF - Szabi Simo 38 yd field goal, 16-70 7:17	7 - 24
4th	06:25	KENF - Nat Henry 14 yd run (Szabi Simo kick), 10-71 5:21	7 - 31

# 2016 GAME SUMMARIES

## Quickie Statistics (Final) Oberlin vs Allegheny College (Oct 01, 2016 at Meadville, Pa.)

	OBEF	ALL
Score	21	26
<b>FIRST DOWNS</b>	15	21
<b>RUSHES-YARDS (NET)</b>	38-102	60-200
<b>PASSING YDS (NET)</b>	125	127
Passes Att-Comp-Int	28-17-1	17-7-1
<b>TOTAL OFFENSE PLAYS-YARDS</b>	66-227	77-327
Fumble Returns-Yards	0-0	2-7
Punt Returns-Yards	0-0	0-0
Kickoff Returns-Yards	6-121	4-83
Interception Returns-Yards	1-0	1-51
Punts (Number-Avg)	5-34.8	4-29.5
Fumbles-Lost	4-3	7-2
Penalties-Yards	6-67	8-59
Possession Time	21:27	38:33
Third-Down Conversions	5 of 14	6 of 17
Fourth-Down Conversions	0 of 1	1 of 3
Red-Zone Scores-Chances	2-4	2-5

### Oberlin

<b>Rushing</b>	<b>No.</b>	<b>Gain</b>	<b>Loss</b>	<b>Net</b>	<b>TD</b>	<b>Lg</b>	<b>Avg</b>
Rivers	16	93	0	93	1	23	5.8
C. Williams	7	24	0	24	0	15	3.4
Briggs	7	14	3	11	0	7	1.6
Myrick	1	0	4	-4	0	0	-4.0

<b>Passing</b>	<b>C-A-I</b>	<b>Yds</b>	<b>TD</b>	<b>Long</b>	<b>Sack</b>
Taylor	17-28-1	125	1	27	3

<b>Receiving</b>	<b>No.</b>	<b>Yards</b>	<b>TD</b>	<b>Long</b>
Cruz	7	39	0	13
Reinheimer	5	70	1	27
Clemons	3	20	0	10
Mueller	1	3	0	3

<b>Punting</b>	<b>No.</b>	<b>Yds</b>	<b>Avg</b>	<b>Long</b>	<b>In20</b>	<b>TB</b>
Schmitzerle	5	174	34.8	53	2	0

<b>Punt Returns</b>	<b>No.</b>	<b>Yards</b>	<b>TD</b>	<b>Long</b>
---------------------	------------	--------------	-----------	-------------

<b>Kick Returns</b>	<b>No.</b>	<b>Yards</b>	<b>TD</b>	<b>Long</b>
Briggs	4	60	0	23
Clemons	2	61	0	34

<b>Tackles</b>	<b>UA-A</b>	<b>Total</b>	<b>Sacks</b>	<b>TFL</b>
Solorzano	6-4	10	1.0	1.5
Bute	7-2	9	0.0	1.0
Jackson	5-4	9	0.0	0.0
Ju. Hason	5-1	6	0.0	0.0

### Allegheny College

<b>Rushing</b>	<b>No.</b>	<b>Gain</b>	<b>Loss</b>	<b>Net</b>	<b>TD</b>	<b>Lg</b>	<b>Avg</b>
Tyler Balla	22	91	1	90	0	20	4.1
Brandon Sellers	16	69	0	69	0	13	4.3
Logan Lee	17	87	35	52	1	46	3.1
Nick Cervone	2	18	0	18	0	16	9.0

<b>Passing</b>	<b>C-A-I</b>	<b>Yds</b>	<b>TD</b>	<b>Long</b>	<b>Sack</b>
Logan Lee	7-17-1	127	1	33	2

<b>Receiving</b>	<b>No.</b>	<b>Yards</b>	<b>TD</b>	<b>Long</b>
Ben Bachik	4	74	1	29
John McFarland	3	53	0	33

<b>Punting</b>	<b>No.</b>	<b>Yds</b>	<b>Avg</b>	<b>Long</b>	<b>In20</b>	<b>TB</b>
McLaughlin	3	92	30.7	48	1	0
Logan Lee	1	26	26.0	26	1	0

<b>Punt Returns</b>	<b>No.</b>	<b>Yards</b>	<b>TD</b>	<b>Long</b>
---------------------	------------	--------------	-----------	-------------

<b>Kick Returns</b>	<b>No.</b>	<b>Yards</b>	<b>TD</b>	<b>Long</b>
Jake Wilson	4	83	0	26

<b>Tackles</b>	<b>UA-A</b>	<b>Total</b>	<b>Sacks</b>	<b>TFL</b>
Tristan Rhoades	5-4	9	0.0	1.5
Craye Nehler	6-1	7	0.0	0.0
Freddy Ruiz	5-2	7	0.0	0.0
Davenport	3-4	7	0.5	1.5

<b>Qtr</b>	<b>Time</b>	<b>Scoring Play</b>	<b>V-H</b>
1st	06:51	ALL - Ben Bachik 29 yd pass from Logan Lee (Ben Ziolkowski kick), 7-42 3:51	0 - 7
	05:47	ALL - Travis Thomas 51 yd interception return (Ben Ziolkowski kick failed)	0 - 13
	02:42	ALL - Logan Lee 46 yd run (Ben Ziolkowski kick), 3-54 1:16	0 - 20
2nd	12:26	OBEF - Rivers 23 yd run (Leshchyshyn kick), 2-25 0:33	7 - 20
	07:24	OBEF - Taylor 4 yd run (Leshchyshyn kick), 1-4 0:04	14 - 20
3rd	06:12	ALL - Ben Ziolkowski 22 yd field goal, 10-42 4:33	14 - 23
4th	13:01	ALL - Ben Ziolkowski 22 yd field goal, 9-68 4:10	14 - 26
	09:42	OBEF - Reinheimer 6 yd pass from Taylor (Leshchyshyn kick), 10-68 3:19	21 - 26

## Quickie Statistics (Final) DePauw vs Allegheny College (Oct 15, 2016 at Meadville, Pa.)

	DPU	ALL
Score	69	21
<b>FIRST DOWNS</b>	26	10
<b>RUSHES-YARDS (NET)</b>	58-485	19-11
<b>PASSING YDS (NET)</b>	176	365
Passes Att-Comp-Int	12-10-0	31-17-3
<b>TOTAL OFFENSE PLAYS-YARDS</b>	70-661	50-376
Fumble Returns-Yards	0-0	0-0
Punt Returns-Yards	1-0	1-9
Kickoff Returns-Yards	4-94	9-202
Interception Returns-Yards	3-0	0-0
Punts (Number-Avg)	3-36.3	7-34.0
Fumbles-Lost	1-0	1-0
Penalties-Yards	1-5	6-65
Possession Time	34:07	25:53
Third-Down Conversions	7 of 11	2 of 12
Fourth-Down Conversions	0 of 0	0 of 1
Red-Zone Scores-Chances	6-6	0-1

### DePauw

<b>Rushing</b>	No.	Gain	Loss	Net	TD	Lg	Avg
Jason Kirchhoff	10	171	0	171	2	62	17.1
Demarco Henry	14	104	2	102	0	56	7.3
Nick Delgado	5	84	0	84	1	43	16.8
Ramon Lopez	16	49	2	47	1	10	2.9

<b>Passing</b>	C-A-I	Yds	TD	Long	Sack
Matt Hunt	10-12-0	176	4	76	1

<b>Receiving</b>	No.	Yards	TD	Long
Chase Sadler	4	126	4	76
Jason Kirchhoff	2	25	0	18
Ian Good	2	9	0	11
Brandon Lugar	1	15	0	15

<b>Punting</b>	No.	Yds	Avg	Long	In20	TB
Conn. Patterson	3	109	36.3	43	1	0

<b>Punt Returns</b>	No.	Yards	TD	Long
Jason Kirchhoff	1	0	0	0

<b>Kick Returns</b>	No.	Yards	TD	Long
Jack Roberts	2	61	0	34
Cade Jones	1	20	0	20

<b>Tackles</b>	UA-A	Total	Sacks	TFL
Bren. Connelly	3-3	6	0.0	0.0
Will Longthorne	4-1	5	0.0	1.0

### Allegheny College

<b>Rushing</b>	No.	Gain	Loss	Net	TD	Lg	Avg
Brandon Sellers	4	12	0	12	0	4	3.0
Jon Nigro	1	2	0	2	0	2	2.0
Alex Victor	2	1	1	0	0	1	0.0
Tyler Balla	5	2	2	0	0	2	0.0

<b>Passing</b>	C-A-I	Yds	TD	Long	Sack
Logan Lee	13-26-3	288	2	86	2
Jon Nigro	4-5-0	77	1	63	0

<b>Receiving</b>	No.	Yards	TD	Long
Alex Victor	7	219	2	86
John McFarland	5	64	0	24
Guzman	1	63	1	63
Thomas Jr.	1	9	0	9

<b>Punting</b>	No.	Yds	Avg	Long	In20	TB
McLaughlin	7	238	34.0	47	0	0

<b>Punt Returns</b>	No.	Yards	TD	Long
Jake Wilson	1	9	0	9

<b>Kick Returns</b>	No.	Yards	TD	Long
Jake Wilson	9	202	0	44

<b>Tackles</b>	UA-A	Total	Sacks	TFL
Tristan Rhoades	7-2	9	0.0	0.0
Juwan Campbell	3-3	6	0.0	0.0

Qtr	Time	Scoring Play	V-H
1st	12:06	DPU - Jason Kirchhoff 20 yd run (Marko Adams kick), 3-38 0:40	7 - 0
	07:45	DPU - Chase Sadler 5 yd pass from Matt Hunt (Marko Adams kick), 8-58 2:20	14 - 0
	05:13	DPU - Chase Sadler 28 yd pass from Matt Hunt (Marko Adams kick), 4-58 0:58	21 - 0
	03:48	ALL - Alex Victor 74 yd pass from Logan Lee (Ben Ziolkowski kick), 3-77 1:19	21 - 7
	03:31	DPU - Jason Kirchhoff 62 yd run (Marko Adams kick), 1-62 0:11	28 - 7
	00:33	DPU - Nick Delgado 17 yd run (Marko Adams kick), 3-71 0:45	35 - 7
2nd	11:23	DPU - Ramon Lopez 2 yd run (Marko Adams kick), 4-55 1:00	42 - 7
	11:05	ALL - Alex Victor 86 yd pass from Logan Lee (Ben Ziolkowski kick), 1-86 0:14	42 - 14
	08:30	DPU - Chase Sadler 17 yd pass from Matt Hunt (Marko Adams kick failed), 5-58 2:29	48 - 14
3rd	14:01	DPU - Chase Sadler 76 yd pass from Matt Hunt (Marko Adams kick), 2-77 0:54	55 - 14
	06:20	DPU - Jake Lasky 27 yd run (Marko Adams kick), 10-76 5:50	62 - 14
	03:16	DPU - Jake Lasky 6 yd run (Marko Adams kick), 5-65 2:51	69 - 14
4th	07:29	ALL - Guzman 63 yd pass from Jon Nigro (Ben Ziolkowski kick), 5-76 2:13	69 - 21

**Quickie Statistics (Final)**  
**Allegheny College vs Denison (Oct 22, 2016 at Granville, Ohio)**

	ALL	DEN
Score	28	42
<b>FIRST DOWNS</b>	16	30
<b>RUSHES-YARDS (NET)</b>	26-66	43-123
<b>PASSING YDS (NET)</b>	194	277
Passes Att-Comp-Int	31-17-0	30-24-1
<b>TOTAL OFFENSE PLAYS-YARDS</b>	57-260	73-400
Fumble Returns-Yards	1-27	0-0
Punt Returns-Yards	0-0	0-0
Kickoff Returns-Yards	6-145	4-30
Interception Returns-Yards	1-0	0-0
Punts (Number-Avg)	4-48.2	1-34.0
Fumbles-Lost	2-2	2-1
Penalties-Yards	13-122	8-79
Possession Time	23:18	36:42
Third-Down Conversions	5 of 11	7 of 11
Fourth-Down Conversions	2 of 2	2 of 2
Red-Zone Scores-Chances	2-2	6-7

**Allegheny College**

<b>Rushing</b>	<b>No.</b>	<b>Gain</b>	<b>Loss</b>	<b>Net</b>	<b>TD</b>	<b>Lg</b>	<b>Avg</b>
Tyler Balla	9	29	0	29	1	6	3.2
Brandon Sellers	4	16	0	16	0	6	4.0
Logan Lee	11	47	35	12	0	12	1.1
Nick Cervone	1	7	0	7	0	7	7.0

<b>Passing</b>	<b>C-A-I</b>	<b>Yds</b>	<b>TD</b>	<b>Long</b>	<b>Sack</b>
Logan Lee	17-31-0	194	2	25	6

<b>Receiving</b>	<b>No.</b>	<b>Yards</b>	<b>TD</b>	<b>Long</b>
John McFarland	7	115	1	25
Alex Victor	5	34	1	17
Alec Hutchin	3	30	0	13
Ben Bachik	2	15	0	8

<b>Punting</b>	<b>No.</b>	<b>Yds</b>	<b>Avg</b>	<b>Long</b>	<b>In20</b>	<b>TB</b>
McLaughlin	4	193	48.2	58	1	1

<b>Punt Returns</b>	<b>No.</b>	<b>Yards</b>	<b>TD</b>	<b>Long</b>
---------------------	------------	--------------	-----------	-------------

<b>Kick Returns</b>	<b>No.</b>	<b>Yards</b>	<b>TD</b>	<b>Long</b>
Jake Wilson	5	123	0	31
Cole Morris	1	22	0	22

<b>Tackles</b>	<b>UA-A</b>	<b>Total</b>	<b>Sacks</b>	<b>TFL</b>
Tristan Rhoades	8-6	14	0.0	0.0
Freddy Ruiz	8-3	11	0.0	0.0
Wyatt Boyler	4-4	8	0.0	0.0
Jon Scroxtton	2-6	8	1.0	2.5

**Denison**

<b>Rushing</b>	<b>No.</b>	<b>Gain</b>	<b>Loss</b>	<b>Net</b>	<b>TD</b>	<b>Lg</b>	<b>Avg</b>
Dara Laja	11	65	6	59	0	18	5.4
Cody Farley	18	34	3	31	2	9	1.7
Tommy Iammarino	12	56	33	23	1	21	1.9
David Weimar	1	7	0	7	0	7	7.0

<b>Passing</b>	<b>C-A-I</b>	<b>Yds</b>	<b>TD</b>	<b>Long</b>	<b>Sack</b>
Tommy Iammarino	24-30-1	277	3	32	5

<b>Receiving</b>	<b>No.</b>	<b>Yards</b>	<b>TD</b>	<b>Long</b>
Cody Farley	6	81	1	20
Charlie Mueller	6	50	0	17
Matt Iammarino	3	35	1	14
David Weimar	2	41	0	32

<b>Punting</b>	<b>No.</b>	<b>Yds</b>	<b>Avg</b>	<b>Long</b>	<b>In20</b>	<b>TB</b>
David Weimar	1	34	34.0	34	1	0

<b>Punt Returns</b>	<b>No.</b>	<b>Yards</b>	<b>TD</b>	<b>Long</b>
---------------------	------------	--------------	-----------	-------------

<b>Kick Returns</b>	<b>No.</b>	<b>Yards</b>	<b>TD</b>	<b>Long</b>
Joel Lohoua	3	24	0	13
Cody Farley	1	6	0	5

<b>Tackles</b>	<b>UA-A</b>	<b>Total</b>	<b>Sacks</b>	<b>TFL</b>
Zach Neufeld	6-2	8	2.0	3.0
Alex Raynor	5-3	8	1.0	2.0
Hayden Hatten	2-6	8	0.5	0.5
Andrew Baird	2-4	6	0.0	0.0

<b>Qtr</b>	<b>Time</b>	<b>Scoring Play</b>	<b>V-H</b>
1st	06:03	DEN - Cody Farley 4 yd run (Conor Dunn kick), 14-72 7:26	0 - 7
	01:02	DEN - Cody Farley 1 yd run (Conor Dunn kick), 7-51 2:44	0 - 14
2nd	10:47	ALL - Tyler Balla 2 yd run (Ben Ziolkowski kick), 12-72 5:07	7 - 14
	08:08	DEN - Tommy Iammarino 5 yd run (Conor Dunn kick), 5-64 2:35	7 - 21
	00:17	DEN - Cody Farley 14 yd pass from Tommy Iammarino (Conor Dunn kick), 10-80 4:59	7 - 28
3rd	12:44	ALL - Freddy Ruiz 27 yd fumble recovery (Ben Ziolkowski kick)	14 - 28
	04:47	DEN - Matt Iammarino 13 yd pass from Tommy Iammarino (Conor Dunn kick), 6-50 2:41	14 - 35
4th	13:35	ALL - John McFarland 25 yd pass from Logan Lee (Ben Ziolkowski kick), 7-48 2:12	21 - 35
	05:52	DEN - David Carter 11 yd pass from Tommy Iammarino (Conor Dunn kick), 13-77 7:33	21 - 42
	03:30	ALL - Alex Victor 13 yd pass from Logan Lee (Ben Ziolkowski kick), 9-64 2:14	28 - 42

## SINGLE-GAME RECORDS

### SCORING

30	Mario Tarquinio vs. Hiram	10/23/04
30	Shane Ream vs. Hiram	10/07/00
30	Jim Mormino vs. Oberlin	11/15/97
30	Kyle Smesko vs. Kenyon	11/09/96
30	Jon Iozzi vs. Denison	10/30/93
30	Stanley Drayton vs. Earlham	10/05/91
30	Jay Lewis vs. Carnegie Mellon	10/18/69
24	24 TIMES	
	Most Recently:	
	<b>Alex Victor at Wooster</b>	<b>9/10/16</b>

### RUSHING YARDS

259	James Villa vs. Bethany	10/27/56
252	Mario Tarquinio vs. Kenyon	10/14/06
245	Stanley Drayton vs. Earlham	11/14/92
238	Shane Ream vs. Wash. & Jeff	9/9/00
222	Stanley Drayton vs. Oberlin	10/24/92
218	Jim Mormino vs. Denison	10/04/97
216	Mario Tarquinio vs. Kenyon	10/16/04
213	Mario Tarquinio vs. HiramX	9/16/06
212	Stanley Drayton vs. Wittenberg	10/26/91
210	Stanley Drayton vs. Kenyon	10/17/92

### RUSHING TOUCHDOWNS

5	Mario Tarquinio vs. Hiram	10/23/04
5	Shane Ream vs. Hiram	10/17/00
5	Jim Mormino vs. Oberlin	11/15/97
5	Kyle Smesko vs. Kenyon	11/9/96
5	Jon Iozzi vs. Denison	10/30/93
5	Stanley Drayton vs. Earlham	10/5/91
4	SEVEN TIMES	
	Most Recent:	
	Shane Ream vs. Buffalo St.	11/06/99

### RUSHING ATTEMPTS

42	Shane Ream vs. Wash. & Jeff	9/9/00
40	Bob Murray vs. Thiel	10/31/81
38	Mario Tarquinio vs. Kenyon	10/14/06
38	Stanley Drayton vs. CMU	9/7/91
36	Stanley Drayton vs. Albion	11/23/91
35	Shane Ream vs. Ohio Wesleyan	11/11/00
35	Stanley Drayton vs. Earlham	11/14/92
35	Stanley Drayton vs. Wittenberg	10/19/91

### PASSING YARDS

400	Jimmy Savage vs. Wabash	10/7/06
365	Bubba Smith vs. Kenyon	9/13/03
365	TJ Salopek vs. Denison	10/29/11
361	Bubba Smith vs. Denison	11/12/11
358	Kyle Adamson vs. Mt. Union	10/23/96
342	TJ Salopek vs. Ohio Wesleyan	9/30/06
322	Mike Ganey vs. Carnegie Mellon	10/31/69
315	Mike Ganey vs. John Carroll	11/03/67
312	Jordan Fowler vs. Denison	10/15/11
306	Paul Bell vs. Wittenberg	9/24/94
302	Jimmy Savage vs. Hiram	9/16/06

### PASSING ATTEMPTS

58	Jimmy Savage vs. Wabash	10/7/06
46	Bubba Smith vs. Wash. & Jeff	9/13/03
45	Jordan Fowler vs. Wabash	10/29/11
44	Jordan Fowler vs. Oberlin	11/12/11
44	TJ Salopek vs. Wittenberg	11/8/08
44	Jimmy Savage vs. Denison	9/30/06
43	TJ Salopek vs. Wooster	10/31/09
43	TJ Salopek vs. Wittenberg	11/3/07
43	Mike Ganey vs. Carnegie Mellon	10/19/68
42	Jimmy Savage vs. Wooster	10/21/06

### PASSING COMPLETIONS

38	Jimmy Savage vs. Wabash	10/7/06
33	Jordan Fowler vs. Wabash	10/29/11
33	TJ Salopek vs. Kenyon	10/24/09
32	Bubba Smith vs. Wash. & Jeff	9/13/03
31	TJ Salopek vs. Ohio Wesleyan	10/23/10
30	TJ Salopek vs. Wittenberg	11/8/08
29	Jordan Fowler vs. Denison	10/29/11
29	Jimmy Savage vs. Kenyon	10/15/05
28	Drew Steizer vs. Kenyon	10/13/07
27	Kyle Adamson vs. Mt. Union	11/23/96

### TOUCHDOWN PASSES

6	Bubba Smith vs. Kenyon	10/13/01
5	Mike Ganey vs. Carnegie Mellon	10/18/69
4	<b>Logan Lee at Wooster</b>	<b>9/10/16</b>
4	TJ Salopek vs. Carnegie Mellon	9/11/10
4	TJ Salopek vs. Wittenberg	11/8/08
4	Jimmy Savage vs. Wabash	10/7/06
4	Bubba Smith vs. Earlham	11/8/03
4	Kyle Adamson vs. Carnegie Mel	9/9/95
4	Paul Bell vs. Case	9/25/93
4	Paul Bell vs. Ohio Wesleyan	11/7/92
4	Paul Bell vs. Carnegie Mellon	10/3/92
4	Jeff Filkovski vs. Earlham	9/28/90
4	Carl Hermann vs. Westminster	11/11/50

### RECEIVING YARDS

254	Jay Lewis vs. Carnegie Mellon	10/18/69
219	<b>Alex Victor vs. DePauw</b>	<b>10/15/16</b>
217	Jay Lewis vs. John Carroll	10/11/69
185	Terry Hartford vs. Denison	10/17/09
181	Andy McKenzie vs. Ohio Wesleyan	11/7/92
177	Jon Turner vs. Kenyon	10/13/01
172	Brian Woods vs. Earlham	11/8/03
170	Tyler Smith at Thiel	9/5/15

### RECEPTIONS

14	Jay Lewis vs. John Carroll	10/11/69
13	Kyle Geiser vs. Kenyon	10/15/05
12	Jim Lieb vs. Kenyon	10/13/07
11	Jake Vite vs. Kenyon	10/24/09
11	Jim Lieb vs. Ohio Wesleyan	10/27/07
11	Jon Turner vs. Wash. & Jeff	9/13/03
11	John Boughton vs. Oberlin	10/14/67
10	Matt Griffith vs. Denison	10/15/11
10	Jim Lieb vs. Wabash	10/7/06
10	Dallas Robinson vs. Wabash	10/7/06
10	Jim Lieb vs. Wabash	10/29/05

### TOUCHDOWN RECEPTIONS

4	Jon Turner vs. Kenyon	10/13/01
4	Jay Lewis vs. Carnegie Mellon	10/18/69
3	<b>Alex Victor at Wooster</b>	<b>9/10/16</b>
3	Terry Hartford vs. Ohio Wesleyan	10/23/10
3	David Strawser vs. CMU	9/11/10
3	Dallas Robinson vs. Oberlin	11/11/06
3	Jake Vite vs. Wabash	10/7/06
3	Brian Woods vs. Earlham	11/08/03
3	Jon Turner vs. Hiram	10/6/01
3	Brian Woods vs. Denison	9/22/01

### PUNT RETURNS

8	Julio Locayo vs. Ohio Wesleyan	11/2/91
7	Chuck Lazar vs. John Carroll	11/4/78
6	Joe Cowart vs. Kenyon	10/13/01
6	Antoine Morris vs. Kenyon	11/9/96
6	Mark Spoerke vs. Wittenberg	10/10/92

### PUNT RETURN YARDS

161	Chuck Lazar vs. Case Western	10/14/78
118	Brian Woods vs. Earlham	11/8/03
117	Tedd Gozur vs. Oberlin	11/14/98
116	Chris Conrad vs. Thiel	9/14/96
116	Antoine Morris vs. Kenyon	11/9/96
111	Nick Jones vs. Hiram	10/22/05
105	Brian Woods vs. Montclair St.	11/22/03
105	Joe Cowart vs. Kenyon	10/13/01
103	Steve Williams vs. Hiram	10/23/04
86	Derrick Emigh vs. Hiram	11/5/11
85	Terry Hartford vs. Wooster	11/1/08
85	Mark Spoerke vs. Kenyon	10/17/92

### KICKOFF RETURNS


9	<b>Jake Wilson vs. DePauw</b>	<b>10/16/16</b>
8	<b>Jake Wilson at Wooster</b>	<b>9/10/16</b>
8	<b>Tyler Balla vs. Wabash</b>	<b>9/19/15</b>
7	<b>Jake Wilson at Wabash</b>	<b>9/17/16</b>
7	Jeremy Walker vs. CMU	10/11/08
7	LaMarcus Thurman vs. Wabash	10/28/00
6	Eight Times	
	Most Recently:	
	<b>Jake Wilson at Denison</b>	<b>10/22/16</b>

### KICKOFF RETURN YARDAGE

223	<b>Jake Wilson vs. Thiel</b>	<b>9/3/16</b>
209	<b>Jake Wilson at Wooster</b>	<b>9/10/16</b>
202	<b>Jake Wilson vs DePauw</b>	<b>10/15/16</b>
169	Jim Lieb vs. Kenyon	10/14/06
136	<b>Jake Wilson at Wabash</b>	<b>9/17/16</b>
136	<b>Tyler Balla vs. Wabash</b>	<b>9/19/15</b>
135	Jeff Melvin vs. Bethany	10/02/82
134	Tyler Smith vs. Wooster	10/11/14
123	<b>Jake Wilson vs. Denison</b>	<b>10/22/16</b>
120	RaShawn Allen vs. Earlham	11/08/03
116	Brian Woods vs. W & J	09/08/01



Shane Ream



Mike Ganey



Jon Turner



Jay Lewis



Bubba Smith

# 2016 Allegheny Football Game Notes • Week Eight • Allegheny at Hiram

## KICKING POINTS

16	Kevin Bowser vs. Wooster.....	10/24/98
14	Aaron Polack vs. Kenyon.....	10/13/01
14	Kevin Bowser vs. Denison.....	9/19/98
13	Aaron Polack vs. Hiram.....	10/11/03
13	Aaron Polack vs. Hiram.....	10/6/01
12	Chris Merski vs. Wooster.....	10/28/94
11	EIGHT TIMES	

## FIELD GOALS

4	Kevin Bowser vs. Wooster.....	10/24/98
3	Ryan Mong vs. DePauw.....	10/13/12
3	Ryan Zipf vs. Wabash.....	10/29/11
3	Ryan Zipf vs. Case Western.....	10/2/10
3	Ryan Zipf vs. Ohio Wesleyan.....	11/14/09
3	Josh Whiteside vs. Denison.....	9/30/09
3	Aaron Polack vs. Hiram.....	10/11/03
3	Aaron Polack vs. Hiram.....	10/06/01
3	Nick Nardone vs. Wash. & Jeff.....	10/15/77

## PATS

9	Chris Merski vs. Case Western.....	10/01/94
8	Aaron Polack vs. Kenyon.....	10/13/01
8	Mike Allgeier vs. Earlham.....	10/23/99
8	Kevin Bowser vs. Oberlin.....	11/14/98
8	Kevin Bowser vs. Earlham.....	10/17/98
8	Kevin Bowser vs. Kenyon.....	10/10/98
8	Chris Merski vs. Oberlin.....	10/24/92
8	Chris Merski vs. Denison.....	09/28/91
7	Thirteen Times	
	Most Recently:	
	Josh Whiteside vs. Kenyon.....	10/14/06

## TACKLES

37	Matt Matlak vs. Carnegie Mellon.....	10/22/77
26	Corey Belaney vs. St. Francis.....	11/13/99
25	Mike Parker vs. Ohio Wesleyan.....	10/10/87
25	Ed Tasz vs. Wash. & Jeff.....	10/28/78
20	Andy Toner vs. Carnegie Mellon.....	09/22/07
19	Corey Belaney vs. Gannon.....	11/07/98
19	Nick Murgo vs. Wooster.....	09/12/15
18	Corey Belaney vs. Wittenberg.....	10/03/98
17	<b>Tristan Rhoades at Wooster.....</b>	<b>9/10/16</b>
17	Andy Schleihauf vs. Denison.....	10/17/09
17	Pat Lentz vs. Mount Union.....	09/02/00
17	Wayne Mack vs. Rochester.....	11/10/90

## SACKS

4.0	Bob Fraser vs. Ohio Wesleyan.....	11/03/84
3.5	Nick Silva vs. Ohio Wesleyan.....	11/14/09
3.5	David Pisanick vs. Denison.....	09/22/01

## INTERCEPTIONS


3	Numerous	
	Most Recent:	
	Andy Toner vs. Hiram.....	9/16/06

## SINGLE-GAME TEAM RECORDS

Points & Margin of Victory (all eras).....	116	Wooster.....	10/31/1913
Points & Margin of Victory (modern).....	83	Oberlin.....	11/12/1994
Margin of Defeat.....	81	New York University.....	11/19/1927
First Downs.....	35	Earlham.....	10/8/1994
First Downs - Rushing.....	24	Earlham.....	11/14/1992
.....	24	Washington & Jefferson.....	10/22/1973
First Downs - Passing.....	19	Earlham.....	10/8/1994
Total Offensive Plays.....	94	Washington & Jefferson.....	9/9/2000
Total Offense.....	774	Wooster.....	10/29/1994
Rushing Attempts.....	59	Denison.....	10/30/1993
Rushing Yards.....	495	Wooster.....	10/29/1994
Rushing Touchdowns.....	8	Hiram.....	10/23/2004
.....	8	Case Western Reserve.....	10/1/1994
.....	8	Earlham.....	11/14/1992
Passing Yards.....	400	Wabash.....	10/7/2006
Passing Touchdowns.....	7	Kenyon.....	10/13/2001
.....	7	Oberlin.....	11/12/1994
Fewest Yards Allowed.....	47	Oberlin.....	11/12/1994
Fewest Rushing Yards Allowed.....	-56	Kenyon.....	10/10/1998
Fewest Passing Yards Allowed.....	0	Ohio Wesleyan.....	11/5/1998
Interceptions By.....	7	Earlham.....	9/29/1998
Sacks.....	9	Kenyon.....	10/10/1998

## THE LAST TIME ALLEGHENY...

Had a player pass for 300+ yards.....	Jordan Fowler, 312 yards, 10/15/11 vs. Denison
Had a player pass for four touchdowns.....	<b>Logan Lee, 9/10/16 at Wooster</b>
Had a player catch three touchdown receptions.....	<b>Alex Victor, 9/10/16 at Wooster</b>
Had a player with 150+ receiving yards.....	<b>Alex Victor, 219 yards, 10/15/16 vs. DePauw</b>
Had a player with 10+ receptions.....	Matt Griffith, 10 catches, 10/15/11 vs. Denison
Had 350+ passing/receiving yards.....	364 yards, 10/17/09 vs. Denison
Had 300+ yards team rushing.....	300 yards (39 attempts), 9/16/06 vs. Hiram
Scored three rushing touchdowns.....	at Hiram, 10/6/10
Scored four rushing touchdowns.....	vs. Kenyon, 10/14/06
Had a player rush for 100+ yards.....	<b>Tyler Balla, 115 yds, 9/3/16 vs. Thiel</b>
Had a player rush for 150+ yards.....	Mario Tarquinio, 180 yards, 10/28/06 vs. Ohio Wesleyan
Had a player rush for 200+ yards.....	Mario Tarquinio, 213 yards, 9/16/06 vs. Hiram
Had a player rush for three touchdowns.....	Mario Tarquinio, 10/15/05 vs. Kenyon
Had 500 all-purpose yards.....	505, 10/26/09 vs. Oberlin
Had a player with 200+ all-purpose yards.....	Terry Hartford, 204 yards, 10/17/09 vs. Denison
Scored a special teams touchdown.....	John Opet 85-yard KR, 11/9/13 vs. Denison
Held an opponent under 50 yards rushing.....	32 yards, 10/5/13 at Ohio Wesleyan
Held an opponent under 100 yards passing.....	94 yards, 11/5/11 vs. Hiram
Held an opponent under 150 total yards.....	104 yards, 9/26/09 at Oberlin
Had five sacks in a game.....	<b>at Denison, 10/22/16</b>
Had four interceptions in a game.....	vs. Westminster, 9/12/09
Had a player with 15+ tackles.....	<b>Tristan Rhoades, 17, 9/10/16 at Wooster</b>
Had a player with three sacks.....	<b>Jahnaaman Boone, 10/22/16 at Denison</b>
Scored a defensive touchdown.....	<b>Freddy Ruiz, 27-yd fumble return, 10/22/16 at Denison</b>
Shut out an opponent.....	Allegheny 13, Hiram 0, 11/10/12
Posted two consecutive shutouts.....	at Earlham (67-0), at Kenyon (42-0), 1999
Won an overtime game.....	Allegheny 20, Wabash 17, 9/22/12
Played consecutive overtime games.....	2008, vs. Wittenberg (30-27), vs. Ohio Wesleyan (10-7)
Blocked a field goal.....	10/15/13, at Ohio Wesleyan
Blocked a punt.....	10/29/11, vs. Wabash
Recorded a safety.....	10/3/15 at Oberlin



Andy Toner



Chuck Lazar



Matt Matlak



Kevin Bowser



Bob Fraser

## CAREER RECORDS

### SCORING

384	Shane Ream	1998-2001
336	Stanley Drayton	1989-1992
288	Jim Mormino	1994-1997
282	Kyle Smesko	1993-1996
252	Chris Merski	1991-1994
212	Tibor Solymosi	1973-1976
206	David Brown	1986-1989
204	Mario Tarquinio	2003-2006

### RUSHING YARDS

4,037	Shane Ream	1998-2001
3,272	Stanley Drayton	1989-1992
3,257	Tibor Solymosi	1973-1976
3,187	Mario Tarquinio	2003-2006
2,719	Jim Mormino	1994-1997
2,707	Kyle Smesko	1993-1996
2,537	James Villa	1955-1957
2,382	Mark Matlak	1974-1977

### RUSHING ATTEMPTS

783	Tibor Solymosi	1973-1976
724	Shane Ream	1998-2002
642	Mario Tarquinio	2003-2006
574	Stanley Drayton	1989-1992

### RUSHING TOUCHDOWNS

60	Shane Ream	1998-2001
54	Stanley Drayton	1989-1992
46	Kyle Smesko	1993-1996
41	Jim Mormino	1994-1997
35	Tibor Solymosi	1973-1976
32	David Brown	1986-1989
31	Mario Tarquinio	2003-2006
31	Arthur Dahl	1922-1925
28	Chuck Bremer	1991-1994
28	Mark Matlak	1974-1977
28	James Villa	1955-1957

### PASSING YARDS

7,877	T.J. Salopek	2007-2010
5,881	Bubba Smith	2000-2003
5,181	Jimmy Savage	2003-2006
4,967	Paul Bell	1991-1994
4,564	Mike Ganey	1966-1969
4,113	John Logue	1986-1989
3,399	Jon Nigro	2013 - pres

### PASSING ATTEMPTS

1,135	T.J. Salopek	2007-2010
838	Bubba Smith	2000-2003
770	Jimmy Savage	2003-2006
682	Mike Ganey	1966-1969
652	John Logue	1986-1989
610	Kyle Adamson	1994-1997

### PASS COMPLETIONS

718	T.J. Salopek	2007-2010
478	Bubba Smith	2000-2003
461	Jimmy Savage	2003-2006
389	Kyle Adamson	1994-1997
342	Mike Ganey	1966-1969
346	Jon Nigro	2013 - pres
318	John Logue	1986-1989

### COMPLETION PERCENTAGE

63.8	Kyle Adamson	1994-1997
62.1	T.J. Salopek	2007-2009
60.0	Paul Bell	1991-1994
59.9	Jimmy Savage	2003-2006

### PASS EFFICIENCY

165.5	Paul Bell	1991-1994
143.6	Jeff Filkovski	1987-1990
124.8	T.J. Salopek	2007-2009

### TOUCHDOWN PASSES

55	Bubba Smith	2000-2003
48	Kyle Adamson	1994-1997
47	Paul Bell	1991-1994
43	Mike Ganey	1966-1969
41	Jimmy Savage	2003-2006
32	T.J. Salopek	2007-2009

### RECEPTIONS

167	Jon Turner	2000-2003
150	Jim Lieb	2005-2007
134	Andrew Niklaus	2011-2014
125	Jake Vite	2006-2009
125	Ronnie Anderson	1994-1996
102	Nathan Six	1995-1998
95	John Boughton	1965-1968
89	Brian Woods	2000-2003
86	Chris Conrad	1993-1996
86	Andy McKenzie	1991-1994
83	Tyler Smith	2012-2015

### RECEIVING YARDS

2,000	Jon Turner	2000-2003
1,783	Ronnie Anderson	1994-1996
1,727	Jim Lieb	2005-2007
1,680	Andy McKenzie	1991-1994
1,675	Jake Vite	2006-2009
1,444	Chris Conrad	1993-1996
1,325	Steve Roux	1986-1989
1,314	John Boughton	1965-1968

### TOUCHDOWN RECEPTIONS

20	Jon Turner	2000-2003
18	Ronnie Anderson	1994-1996
16	Andy McKenzie	1991-1994
16	Jay Lewis	1966-1969
15	Dallas Robinson	2003-2006
14	Julio Lacayo	1988-1991
11	Jake Vite	2006-2009
11	Nathan Six	1995-1998
11	Rob Gardner	1990-1993
11	John Boughton	1965-1968

### ALL-PURPOSE YARDS

4,505	Shane Ream	1998-2001
4,010	Stanley Drayton	1989-1992
3,627	Jim Mormino	1994-1997
3,580	David Brown	1986-1989

### TOTAL OFFENSE

6,531	Bubba Smith	2000-2003
6,061	T.J. Salopek	2007-2009
5,958	Jimmy Savage	2003-2006
5,924	Kyle Adamson	1994-1997
5,680	Paul Bell	1991-1994
5,027	Mike Ganey	1966-1969
4,030	John Logue	1986-1989

### PUNT RETURNS

61	Chuck Lazar	1975-1978
----	-------------	-----------

### PUNT RETURN YARDS

625	Chuck Lazar	1975-1978
-----	-------------	-----------

### PUNT RETURN AVERAGE

19.6	Chris Conrad	1993-1996
------	--------------	-----------

### PUNT RETURN TOUCHDOWNS

3	Ed Pinkham	1971-1974
3	Brian Woods	2000-2003

### KICKOFF RETURNS

47	Tyler Smith	2012-2015
41	Ed Pinkham	1971-1974

### KICK RETURN YARDS

1,002	Brian Woods	2000-2003
925	Ed Pinkham	1971-1974
921	Tyler Smith	2012-2015

### KICK RETURN AVERAGE

25.05	Brian Woods	2000-2003
-------	-------------	-----------

### KICK RETURN TOUCHDOWNS

2	Rob Gardner	1990-1993
---	-------------	-----------

### KICKING POINTS

252	Chris Merski	1991-1994
222	Ryan Zipf	2008-2011
158	Kevin Bowser	1995-1998
123	Sean Ward	1985-1988
118	Nick Nardone	1975-1978
116	Josh Whiteside	2004-2007

### FIELD GOALS

43	Ryan Zipf	2008-2001
30	Chris Merski	1991-1994
21	Nick Nardone	1975-1978
20	Steve Boucher	1987-1990
20	Sean Ward	1985-1988

### PAT'S

162	Chris Merski	1991-1994
-----	--------------	-----------

### PUNTING AVERAGE

40.1	Andrew DeJong	2008-2011
38.3	Jason Black	2004-2007
38.1	T.J. Florikiewicz	1991-1992
37.8	Aaron Polack	2000-2003

### TACKLES


450	Matt Matlak	1974-1977
410	Mike Parker	1985-1988
362	Wayne Mack	1989-1992

### SACKS

29.5	David Pisanick	2000-2003
27.5	Nick Reiser	1993-1996
27.5	Bob Tatsch	1993-1996
23.0	Joe Rossi	1997-2000
22.5	Dave Monaghan	1996-1999
18.0	Mike Parker	1985-1988
18.0	Mike LaCarte	1986-1989

### INTERCEPTIONS

15	Chuck Lazar	1975-1978
14	Tony Bifulco	1988-1991
14	David LaCarte	1987-1990
14	Bill Law	1976-1979




Stanley Drayton



Tibor Solymosi



TJ Salopek



Chuck Lazar



Chris Merski

## LONGEST PLAYS

### TOUCHDOWN PASSES

	Year	Passer	Receiver	Distance	Opponent
1.	1990	Jeff Fikovski	Julio Locayo	95 yards	Earlham
2.	2009	T.J. Salopek	Terry Hartford	94 yards	Denison
3.	2016	<b>Logan Lee</b>	<b>Alec Hutchin</b>	<b>91 yards</b>	<b>Wooster</b>
4.	2016	<b>Logan Lee</b>	<b>Alex Victor</b>	<b>86 yards</b>	<b>DePauw</b>
5.	1966	Michael Ganey	George Simonton	85 yards	Washington & Jefferson
	2016	<b>Logan Lee</b>	<b>Alex Victor</b>	<b>85 yards</b>	<b>Kenyon</b>
7.	2006	Jimmy Savage	Jim Lieb	83 yards	Oberlin
	1995	Kyle Adamson	Chris Conrad	83 yards	Westminster
	1995	Chris Fonte	Drew Lighthart	83 yards	Ohio Wesleyan
10.	1990	Jeff Fikovski	Jerry O'Brien	82 yards	Earlham
	1992	Paul Bell	Rob Gardner	82 yards	Case Western Reserve

### TOUCHDOWN RUNS

	Year	Rusher	Distance	Opponent
1.	1948	Gerald Watson	96 yards	Dickinson
2.	1899	Walter Borland	95 yards	Grove City
3.	1930	Robert Garbark	94 yards	Adrian
	1958	Chauncey Mann	94 yards	John Carroll
5.	1989	Jeff Fikovski	89 yards	Thiel

### PUNT RETURN TOUCHDOWNS

	Year	Returner	Distance	Opponent
1.	2008	Terry Hartford	85 yards	Wooster
2.	1983	Chris Conrad	84 yards	Ohio Wesleyan
	1978	Chuck Lazar	84 yards	Case Western Reserve
4.	1971	Ed Pinkham	80 yards	Case Western Reserve
5.	2003	Brian Woods	77 yards	Wooster

### KICKOFF RETURN TOUCHDOWNS

	Year	Returner	Distance	Opponent
1.	1954	Donald Smith	106 yards	Hobart
2.	1983	Mike Fisher	97 yards	Lebanon Valley
3.	1993	Rob Gardner	95 yards	Wittenberg
	1972	Jeff Carroll	95 yards	Otterbein
5.	2005	Kyle Geiser	94 yards	Kenyon
	1998	Chad Paolini	94 yards	Earlham

### INTERCEPTION RETURN TOUCHDOWNS

	Year	Player	Distance	Opponent
1.	2002	Derek Vikara	87 yards	Washington & Jefferson
2.	1984	Marc Colderone	85 yards	Lebanon Valley
3.	2008	Sid Facaros	79 yards	Kenyon
4.	1989	Tony Bifulco	76 yards	Oberlin
5.	1914	Floyd Arnold	75 yards	Geneva

### FUMBLE RETURN TOUCHDOWNS


	Year	Player	Distance	Opponent
1.	2010	Sid Facaros	76 yards	Case Western Reserve

### FIELD GOALS

	Year	Player	Distance	Opponent
1.	1994	Chris Merski	50 yards	Kenyon
	1979	Dave Nelson	50 yards	Washington & Jefferson
	1978	Nick Nardone	50 yards	Geneva
4.	2010	Ryan Zipf	48 yards	Carnegie Mellon
5.	2008	Ryan Zipf	47 yards	Denison
	2006	Josh Whiteside	47 yards	Ohio Wesleyan
7.	1994	Chris Merski	46 yards	Ohio Wesleyan

### PUNTS

	Year	Player	Distance	Opponent
1.	2011	Andrew DeJong	75 yards	Carnegie Mellon



## 2016 OPPONENTS

### THIEL COLLEGE

Week One - September 3 - 7 p.m.  
Frank B. Fuhrer Field - Meadville, Pa.

Location ..... Greenville, Pa.  
Founded ..... 1866  
Enrollment ..... 1,000  
Nickname ..... Tomcats  
Colors ..... Navy Blue & Old Gold  
Home Stadium ..... Alumni Stadium  
Capacity ..... 1,400  
Surface ..... Sportex  
Conference ..... Presidents' Athletic  
President ..... Dr. Susan Traverso  
Director of Athletics ..... Amy Schafer  
Sports Information Director ..... Ed Topoleski

All-Time Football Record ..... 352-525-37  
Years in Postseason ..... 1  
Last NCAA Appearance ..... 2005  
Head Coach ..... Dan Blume  
Alma Mater ..... Mount Union '06  
Career Record ..... 2-5 (1st yr)  
Record at Thiel ..... 2-5 (1st yr)  
2015 Overall Record ..... 2-8  
2015 PAC Record ..... 2-8  
Series ..... Allegheny leads 38-33-5  
First/Last Meeting ..... 1893/2015

#### 2016 SCHEDULE

9/3	at Allegheny	W, 44-21
9/10	SAINT VINCENT*	L, 34-32
9/17	BETHANY*	W, 57-47
9/24	at Geneva*	L, 37-25
10/1	WASH & JEFF*	L, 62-14
10/15	at Case*	L, 48-21
10/22	at Carnegie Mellon*	L, 49-33
10/29	WAYNESBURG*	7:00 p.m.
11/5	THOMAS MORE*	1:00 p.m.
11/12	at Grove City*	1:30 p.m.

#### 2015 RESULTS (2-8/1-8 PAC)

Sept. 5	ALLEGHENY	W, 37-21
Sept. 12	at Bethany*	L, 51-16
Sept. 19	at Thomas More*	L, 60-12
Sept. 26	CASE WESTERN RESERVE*	L, 41-6
Oct. 3	at Saint Vincent*	L, 65-14
Oct. 10	Westminster*	L, 49-6
Oct. 24	at Waynesburg*	L, 28-15
Oct. 31	CARNEGIE MELLON	L, 73-19
Nov. 7	at Washington & Jefferson*	L, 65-28
Nov. 14	GROVE CITY*	W, 28-23

\* Presidents' Athletic Conference contest



### THE COLLEGE OF WOOSTER

Week Two - September 10 - 7 p.m.  
John P. Papp Stadium - Wooster, OH

Location ..... Wooster, Ohio  
Founded ..... 1866  
Enrollment ..... 2,058  
Nickname ..... Fighting Scots  
Colors ..... Black and Gold  
Home Stadium ..... John P. Papp Stadium  
Capacity ..... 4,500  
Surface ..... Sprinturf  
Conference ..... North Coast Athletic Conference  
President ..... Sarah Bolton  
Director of Athletics ..... Keith Beckett  
Sports Information Director ..... Kevin Smith

All-Time Football Record ..... 525-452-42  
Years in Postseason ..... 1  
Last NCAA Appearance ..... 2004  
Head Coach ..... Frank Colaprete  
Alma Mater ..... John Carroll '96  
Career Record ..... 15-22 (3 yrs)  
Record at Wooster ..... 15-22 (3 yrs)  
2015 Overall Record ..... 2-8  
2015 NCAC Record ..... 2-7  
Series ..... Allegheny leads 20-19  
First/Last Meeting ..... 1905/2015

#### 2016 SCHEDULE

Sept. 3	at Washington & Jeff.	L, 58-20
Sept. 10	ALLEGHENY*	W, 49-40
Sept. 17	DEPAUW*	L, 35-24
Sept. 24	at Denison*	L, 45-7
Oct. 1	WITTENBERG*	L, 41-13
Oct. 15	at Oberlin*	W, 34-30
Oct. 22	at Wabash*	L, 34-24
Oct. 29	KENYON*	1:00 p.m.
Nov. 5	HIRAM*	1:00 p.m.
Nov. 12	at Ohio Wesleyan*	1:00 p.m.

#### 2015 RESULTS (2-8/2-7 NCAC)

Sept. 5	WASHINGTON & JEFFERSON	L, 56-10
Sept. 12	at Allegheny*	W, 28-13
Sept. 19	at DePauw*	L, 49-20
Sept. 26	DENISON*	L, 31-17
Oct. 3	at Wittenberg*	L, 24-0
Oct. 17	BERLIN*	L, 28-23
Oct. 24	WABASH*	L, 55-7
Oct. 31	at Kenyon*	W, 49-42
Nov. 7	at Hiram*	L, 40-36

\* North Coast Athletic Conference contest



### WABASH COLLEGE

Week Three - September 17 - 1 p.m.  
Bryan P. Hollett Stadium - Crawfordsville IN

Location ..... Crawfordsville, Ind.  
Founded ..... 1832  
Enrollment ..... 900 (men only)  
Nickname ..... Little Giants  
Colors ..... Scarlet  
Home Stadium ..... Bryan P. Hollett Stadium  
Capacity ..... 5,000  
Surface ..... FieldTurf  
Conference ..... North Coast Athletic Conference  
President ..... Dr. Gregory Hess  
Director of Athletics ..... Joe Haklin  
Sports Information Director ..... R. Brent Harris

All-Time Football Record ..... 669-384-59  
Years in Postseason ..... 9  
Last NCAA Appearance ..... 2015  
Head Coach ..... Don Morel  
Alma Mater ..... La Verne '87  
Career Record ..... 55-61 (12 yrs)  
Record at Wabash ..... 5-1 (1st yr)  
2015 Overall Record ..... 12-1  
2015 NCAC Record ..... 9-0  
Series ..... Wabash leads 14-4  
First/Last Meeting ..... 2000/2015

#### 2016 SCHEDULE

Sept. 3	at Albion	W, 41-34 (OT)
Sept. 17	ALLEGHENY*	W, 59-7
Sept. 24	at Wittenberg*	L, 24-14
Oct. 1	at Hiram*	W, 45-21
Oct. 8	BERLIN*	W, 51-0
Oct. 15	at Kenyon*	W, 24-3
Oct. 22	WOOSTER*	W, 34-24
Oct. 29	at Ohio Wesleyan*	1:00 p.m.
Nov. 5	at Denison*	1:00 p.m.
Oct. 12	DEPAUW*	1:07 p.m.

#### 2015 RESULTS (12-1/9-0 NCAC)

Sept. 5	at Hampden-Sydney	W, 35-3
Sept. 19	at Allegheny*	W, 54-0
Sept. 25	WITTENBERG*	W, 42-14
Oct. 3	HIRAM*	W, 38-0
Oct. 10	at Oberlin*	W, 55-18
Oct. 17	KENYON*	W, 35-0
Oct. 24	at Wooster*	W, 55-7
Oct. 31	OHIO WESLEYAN*	W, 34-10
Nov. 7	DENISON*	W, 38-7
Nov. 14	at DePauw*	W, 45-17
Nov. 21	ALBION^^	W, 35-14
Nov. 28	at Thomas More^^	W, 33-27 (ot)
Dec. 5	at St. Thomass^^	L, 38-7

\* North Coast Conference contest

^^ NCAA Division III National Playoffs



# 2016 Allegheny Football Game Notes • Week Eight • Allegheny at Hiram

## 2016 OPPONENTS

### KENYON COLLEGE

Week Four - September 24 - 1 p.m.  
McBride Field - Gambier, OH

Location ..... Gambier, Ohio  
Founded ..... 1824  
Enrollment ..... 1,650  
Nickname ..... Lords  
Colors ..... Purple and White  
Home Stadium ..... McBride Field  
Capacity ..... 1,750  
Surface ..... SportSpeed  
Conference ..... North Coast Athletic Conference  
President ..... Sean Decatur  
Director of Athletics ..... Peter Smith  
Sports Information Director ..... Marty Fuller

All-Time Football Record ..... 362-636-47  
Years in Postseason ..... 0  
Last NCAA Appearance ..... N/A  
Head Coach ..... Chris Monfiletto  
Alma Mater ..... Davidson '04  
Career Record ..... 15-32 (4 yrs)  
Record at Kenyon ..... 15-32 (4 yrs)  
2015 Overall Record ..... 2-8  
2015 NCAC Record ..... 2-7  
Series ..... Allegheny leads 23-11  
First/Last Meeting ..... 1911/2015

#### 2016 SCHEDULE

Sept. 3	SEWANNEE	W, 21-17
Sept. 10	OBERLIN*	W, 45-16
Sept. 17	at Hiram*	L, 45-7
Sept. 24	ALLEGHENY*	W, 31-7
Oct. 1	at DePauw*	L, 48-35
Oct. 8	at Ohio Wesleyan*	L, 25-17
Oct. 15	WABASH*	L, 24-3
Oct. 29	at Wooster*	1:00 p.m.
Nov. 5	at Wittenberg*	1:00 p.m.
Nov. 12	DENISON*	1:00 p.m.

#### 2015 RESULTS (2-8/2-7 NCAC)

Sept. 6	at Sewanee	L, 31-21
Sept. 12	at Oberlin*	L, 28-24
Sept. 19	HIRAM*	W, 34-17
Sept. 26	at Allegheny*	W, 32-17
Oct. 3	DEPAUW*	L, 38-16
Oct. 10	OHIO WESLEYAN*	L, 23-20 (2 ot)
Oct. 17	at Wabash*	L, 35-0
Oct. 31	WOOSTER*	L, 49-42
Nov. 7	WITTENBERG*	L, 45-21
Nov. 14	at Denison*	L, 30-17

\* North Coast Athletic Conference contest



### OBERLIN COLLEGE

Week Five - October 1, 2016  
Frank B. Fuhrer Field - Meadville, Pa.

Location ..... Oberlin, Ohio  
Founded ..... 1833  
Enrollment ..... 2,900  
Nickname ..... Yeomen  
Colors ..... Crimson and Gold  
Home Stadium ..... Bailey Field  
Capacity ..... 3,000  
Surface ..... Field Turf  
Conference ..... North Coast Athletic Conference  
President ..... Marvin Krislov  
Director of Athletics ..... Natalie Winkelfoos  
Sports Information Director ..... Michael Mancini

All-Time Football Record ..... 399-617-36  
Years in Postseason ..... 0  
Last NCAA Appearance ..... N/A  
Head Coach ..... Jay Anderson  
Alma Mater ..... Toledo '03  
Career Record ..... 5-22 (3 yrs)  
Record at Oberlin ..... 5-22 (3 yrs)  
2015 Overall Record ..... 3-7  
2015 NCAC Record ..... 3-6  
Series ..... Allegheny leads 27-22-10  
First/Last Meeting ..... 1907/2015

#### 2016 SCHEDULE

Sept. 3	at Kalamazoo	L, 39-26
Sept. 10	at Kenyon*	L, 45-16
Sept. 17	DENISON*	L, 54-7
Sept. 24	OHIO WESLEYAN*	L, 29-16
Oct. 1	at Allegheny*	L, 26-21
Oct. 8	at Wabash*	L, 50-0
Oct. 15	WOOSTER*	L, 34-30
Oct. 29	WITTENBERG*	3:00 p.m.
Nov. 5	DEPAUW*	1:00 p.m.
Nov. 12	at Hiram*	1:00 p.m.

#### 2015 RESULTS (3-7, 3-6 NCAC)

Sept. 5	BROCKPORT	L, 44-7
Sept. 12	KENYON*	W, 28-24
Sept. 19	at Denison*	L, 45-0
Sept. 26	at Ohio Wesleyan*	L, 55-42
Oct. 3	ALLEGHENY*	W, 48-9
Oct. 10	WABASH*	L, 55-18
Oct. 17	at Wooster*	W, 28-23
Oct. 31	at Wittenberg*	L, 62-2
Nov. 7	at DePauw*	L, 53-0
Nov. 14	HIRAM*	L, 24-21

\* North Coast Athletic Conference contest



### DePAUW UNIVERSITY

Week Six - October 15, 2016  
Frank B. Fuhrer Field - Meadville, Pa.

Location ..... Greencastle, Ind.  
Founded ..... 1837  
Enrollment ..... 2,200  
Nickname ..... Tigers  
Colors ..... Black and Gold  
Home Stadium ..... Blackstock Stadium  
Capacity ..... 3,350  
Surface ..... AstroTurf Gameday Grass  
Conference ..... North Coast Athletic Conference  
President ..... Dr. Brian W. Casey  
Director of Athletics ..... Stevie Watson-Baker  
Sports Information Director ..... Bill Wagner

All-Time Football Record ..... 570-490-40  
Years in Postseason ..... 2  
Last NCAA Appearance ..... 2010  
Head Coach ..... Bill Lynch  
Alma Mater ..... Butler '77  
Career Record ..... 126-111-3 (22 yrs)  
Record at DePauw ..... 32-15 (4 yrs)  
2015 Overall Record ..... 8-2  
2015 NCAC Record ..... 7-2  
Series ..... DePauw leads, 4-2  
First/Last Meeting ..... 2011/2015

#### 2016 SCHEDULE

Sept. 10	MOUNT ST. JOSEPH	W, 44-13
Sept. 17	at Wooster*	W, 35-24
Sept. 24	HIRAM*	W, 66-17
Oct. 1	KENYON*	W, 48-35
Oct. 8	at Wittenberg*	L, 21-10
Oct. 15	at Allegheny*	W, 69-21
Oct. 22	OHIO WESLEYAN*	L, 37-15
Oct. 29	DENISON*	2:00 p.m.
Nov. 5	at Oberlin*	1:00 p.m.
Nov. 12	at Wabash*	1:07 p.m.

#### 2015 RESULTS (8-2/7-2 NCAC)

Sept. 12	at Earlham	W, 53-0
Sept. 19	WOOSTER*	W, 49-20
Sept. 26	at Hiram*	W, 45-7
Oct. 3	at Kenyon*	W, 38-16
Oct. 10	WITTENBERG*	W, 35-30
Oct. 17	ALLEGHENY*	W, 50-0
Oct. 24	at Ohio Wesleyan*	L, 27-22
Oct. 31	at Denison*	W, 31-29
Nov. 7	OBERLIN*	W, 53-0
Nov. 14	WABASH*	L, 45-17

\* North Coast Athletic Conference contest



## 2016 OPPONENTS

### DENISON UNIVERSITY

Week Seven - October 22 - 2 p.m.  
Deeds Field - Granville, OH

Location ..... Granville, Ohio  
Founded ..... 1831  
Enrollment ..... 2,150  
Nickname ..... Big Red  
Colors ..... Red and White  
Home Stadium ..... Deeds Field at Piper Stadium  
Capacity ..... 3,000  
Surface ..... Field Turf  
Conference ..... North Coast Athletic Conference  
President ..... Dr. Adam Weinberg  
Director of Athletics ..... Nan Carney-DeBord  
Sports Information Director ..... Craig Hicks

All-Time Football Record ..... 554-485-57  
Years in Postseason ..... 1  
Last NCAA Appearance ..... 1985  
Head Coach ..... Jack Hatem  
Alma Mater ..... Rio Grande '82  
Career Record ..... 40-27 (6 yrs)  
Record at Denison ..... 40-27 (6 yrs)  
2015 Overall Record ..... 7-3  
2015 NCAC Record ..... 6-3  
Series ..... Allegheny leads 22-8  
First/Last Meeting ..... 1984/2015

#### 2016 SCHEDULE

Sept. 5	at Marietta	W, 34-21
Sept. 17	at Oberlin*	W, 54-7
Sept. 24	WOOSTER*	W, 45-7
Oct. 1	OHIO WESLEYAN*	W, 21-14
Oct. 8	at Hiram*	W, 33-19
Oct. 15	WITTENBERG*	W, 24-21
Oct. 22	ALLEGHENY*	W, 42-28
Oct. 29	at DePauw*	2:00 p.m.
Nov. 5	WABASH*	1:00 p.m.
Nov. 12	at Kenyon *	1:00 p.m.

#### 2015 RESULTS (7-3/6-3 NCAC)

Sept. 5	MARIETTA	W, 41-14
Sept. 19	OVERLIN*	W, 45-0
Sept. 26	at Wooster*	W, 31-17
Oct. 3	at Ohio Wesleyan*	W, 10-9
Oct. 10	HIRAM*	W, 17-6
Oct. 17	at Wittenberg*	L, 45-14
Oct. 24	at Allegheny*	W, 33-7
Oct. 31	DEPAUW*	L, 31-29
Nov. 7	at Wabash*	L, 38-7
Nov. 14	KENYON*	W, 30-17

\* North Coast Athletic Conference contest



### HIRAM COLLEGE

Week Eight - October 29 - 1 p.m.  
Charles Henry Field - Hiram, OH

Location ..... Hiram, Ohio  
Founded ..... 1850  
Enrollment ..... 1,100  
Nickname ..... Terriers  
Colors ..... Blue and Red  
Home Stadium ..... Charles Henry Field  
Capacity ..... 2,000  
Surface ..... Field Turf  
Conference ..... North Coast Athletic Conference  
President ..... Dr. Lori Varlotta  
Director of Athletics ..... Ellen Dempsey  
Sports Information Director ..... Andrew Korba

All-Time Football Record ..... 275-645-31  
Years in Postseason ..... 1  
Last NCAA Appearance ..... 1987  
Head Coach ..... Henry Stanford  
Alma Mater ..... Ohio State '98  
Career Record ..... 1-6 (1st yr)  
Record at Hiram ..... 1-6 (1st yr)  
2015 Overall Record ..... 4-6  
2015 NCAC Record ..... 4-5  
Series ..... Allegheny leads 31-13-2  
First/Last Meeting ..... 1909/2015

#### 2016 SCHEDULE

Sept. 3	at Westminster	L, 40-0
Sept. 17	KENYON*	W, 45-7
Sept. 24	at DePauw*	L, 66-17
Oct. 1	WABASH*	L, 45-21
Oct. 8	DENISON*	L, 33-19
Oct. 15	at Ohio Wesleyan*	L, 28-21
Oct. 22	at Wittenberg*	L, 40-0
Oct. 29	ALLEGHENY*	1:00 p.m.
Nov. 5	at Wooster*	1:00 p.m.
Nov. 12	OBERLIN*	1:00 p.m.

#### 2015 RESULTS (4-6/4-5 NCAC)

Sept. 5	WESTMINSTER	L, 17-9
Sept. 19	at Kenyon*	L, 34-17
Sept. 26	DEPAUW*	L, 45-7
Oct. 3	at Wabash*	L, 38-0
Oct. 10	at Denison*	L, 17-6
Oct. 17	OHIO WESLEYAN*	W, 32-21
Oct. 24	WITTENBERG*	L, 27-10
Oct. 31	at Allegheny*	W, 43-13
Nov. 7	WOOSTER*	W, 40-36
Nov. 14	at Oberlin*	W, 24-21

\* North Coast Athletic Conference contest



### OHIO WESLEYAN UNIV.

Week Nine - November 5 - 1 p.m.  
Frank B. Fuhrer Field - Meadville, Pa.

Location ..... Delaware, Ohio  
Founded ..... 1842  
Enrollment ..... 1,850  
Nickname ..... Battling Bishops  
Colors ..... Red and Black  
Home Stadium ..... Selby Stadium  
Capacity ..... 9,100  
Surface ..... Omni Grass  
Conference ..... North Coast Athletic Conference  
President ..... Dr. Rock Jones  
Director of Athletics ..... Roger Ingles  
Sports Information Director ..... Mark Beckenbach

All-Time Football Record ..... 584-505-44  
Years in Postseason ..... 1  
Last NCAA Appearance ..... 1971  
Head Coach ..... Tom Watts  
Alma Mater ..... Hanover '02  
Career Record ..... 29-18 (4 yrs)  
Record at Ohio Wesleyan ..... 29-18 (4 yrs)  
2015 Overall Record ..... 5-5  
2015 NCAC Record ..... 5-4  
Series ..... Allegheny leads 21-9  
First/Last Meeting ..... 1984/2015


#### 2016 SCHEDULE

Sept. 3	at Mary Hardin-Baylor	L, 56-0
Sept. 17	WITTENBERG*	L, 33-7
Sept. 24	at Oberlin*	W, 29-16
Oct. 1	at Denison*	L, 21-14
Oct. 8	KENYON*	W, 25-17
Oct. 15	HIRAM*	W, 28-21
Oct. 22	at DePauw*	W, 37-15
Oct. 29	WABASH*	1:00 p.m.
Nov. 5	at Allegheny*	1:00 p.m.
Nov. 12	WOOSTER*	1:00 p.m.

#### 2015 RESULTS (5-5/5-4 NCAC)

Sept. 5	MARY HARDIN-BAYLOR	L, 42-3.
Sept. 19	at Wittenberg*	L, 42-21
Sept. 26	OBERLIN*	W, 55-42
Oct. 3	DENISON*	L, 10-9
Oct. 10	at Kenyon*	W, 23-20 (2 ot)
Oct. 17	at Hiram*	L, 32-21
Oct. 24	DEPAUW*	W, 27-22
Oct. 31	at Wabash*	L, 34-10
Nov. 7	ALLEGHENY*	W, 39-9
Nov. 14	at Wooster*	W, 59-28

\* North Coast Athletic Conference contest



## WITTENBERG UNIVERSITY

Week Ten - November 12 - 1 p.m.

Frank B. Fuhrer Field - Meadville, Pa.

Location ..... Springfield, Ohio  
 Founded ..... 1845  
 Enrollment ..... 1,900  
 Nickname ..... Tigers  
 Colors ..... Red and White  
 Home Stadium ..... Edwards-Maurer Field  
 Capacity ..... 3,000  
 Surface ..... AstroTurf Prestige  
 Conference ..... North Coast Athletic Conference  
 President ..... Laurie M. Joyner  
 Director of Athletics ..... Gary Williams  
 Sports Information Director ..... Kuris Duggan

All-Time Football Record ..... 749-358-32  
 Years in Postseason ..... 17  
 Last NCAA Appearance ..... 2014  
 Head Coach ..... Joe Fincham  
 Alma Mater ..... Ohio University '88  
 Career Record ..... 187-42 (20 yrs)  
 Record at Wittenberg ..... 188-42 (20 yrs)  
 2015 Overall Record ..... 8-2  
 2015 NCAC Record ..... 7-2  
 Series ..... Wittenberg leads 18-19  
 First/Last Meeting ..... 1989/2014

### 2016 SCHEDULE

Sept. 5	at Capital	W, 34-0
Sept. 19	OHIO WESLEYAN*	W, 33-7
Sept. 26	at Wabash*	W, 24-14
Oct. 3	WOOSTER*	W, 41-13
Oct. 10	at DePauw*	W, 21-10
Oct. 17	DENISON*	L, 24-21
Oct. 24	at Hiram*	W, 40-0
Oct. 31	OBERLIN*	1 p.m.
Nov. 7	at Kenyon*	1 p.m.
Nov. 14	ALLEGHENY*	1 p.m.

### 2015 RESULTS (8-2/7-2 NCAC)

Sept. 5	at Capital	W, 38-27
Sept. 19	OHIO WESLEYAN*	W, 42-21
Sept. 26	at Wabash*	L, 42-14
Oct. 3	WOOSTER*	W, 24-0
Oct. 10	at DePauw*	L, 35-30
Oct. 17	DENISON*	W, 45-14
Oct. 24	at Hiram*	W, 27-10
Oct. 31	OBERLIN*	W, 62-2
Nov. 7	at Kenyon*	W, 45-21
Nov. 14	ALLEGHENY*	W, 63-0

\* North Coast Athletic Conference contest



## ALL-AMERICANS

### AMERICAN FOOTBALL COACHES ASSOCIATION

2000	Bill Andrews (C)	1st Team
1997	Jim Mormino (RB)	1st Team
1996	Nick Reiser (DE/OLB)	1st Team
1995	Anson Park (OL)	1st Team
1994	Paul Bell (QB)	1st Team
1992	Ron Bendekovic (OL)	1st Team
1988	Mike Parker (DL)	1st Team
1987	Mike Mates (OL)	1st Team
1975	Charles Slater (OL)	1st Team

### ASSOCIATED PRESS

1994	Matt Allison (OT)	1st Team
1994	Paul Bell (QB)	2nd Team
1994	Eric Winslow (DL)	3rd Team
1992	Ron Bendekovic (OG)	1st Team
1991	Tony Bifulco (DB)	3rd Team
1991	Stanley Drayton (RB)	1st Team
1990	Jeff Filkvoski (QB)	2nd Team
1988	Mike Parker (DT)	1st Team
1987	Mike Mates (OT)	Hon Men
1987	Mike Parker (DT)	Hon Men
1986	Mike Parker (DT)	Hon Men
1976	Tibor Solymosi (RB)	Hon Men
1975	Charles Slater (OT)	3rd Team
1975	Tibor Solymosi (RB)	Hon Men
1974	Ed Pinkham (DB)	2nd Team
1974	Robyn Small (QB)	Hon Men
1969	Mike Ganey (QB)	Hon Men
1956	John Carman (DB)	Hon Men
1956	James Villa (FB)	Hon Men

### FOOTBALL GAZETTE/NEWS

2003	Brian Woods (RET)	3rd Team
2001	Shane Ream (RB)	1st Team
2000	Ken Achenbach (OT)	2nd Team
2000	Bill Andrews (C)	1st Team
2000	Shane Ream (RB)	2nd Team
1999	Bill Andrews (C)	3rd Team
1999	Corey Belaney (LB)	2nd Team
1997	Jim Mormino (RB)	2nd Team
1996	Chris Conrad (WR/RET)	1st Team
1996	Mark O'Loughlin (OT)	2nd Team
1996	Nick Reiser (LB/DE)	1st Team
1995	Brian Adams (OT)	2nd Team
1995	Anson Park (OG)	3rd Team
1994	Matt Allison (OT)	2nd Team
1994	Paul Bell (QB)	1st Team
1994	Eric Winslow (DT)	Hon Men
1993	Paul Bell (QB)	Hon Men
1993	Rob Gardner (WR/RET)	Hon Men
1993	Bob Kalkowski (LB)	Hon Men
1993	Brad Goe (C)	2nd Team
1993	Eric Winslow (DT)	2nd Team
1992	Stanley Drayton (RB)	2nd Team
1992	Wayne Mack (LB)	Hon Men
1992	Kurt Reiser (TE)	Hon Men
1991	Ron Bendekovic (OG)	2nd Team
1991	Tony Bifulco (DB)	1st Team
1991	Ben Cammarano (QB)	Hon Men
1991	Stanley Drayton (RB)	1st Team
1991	Wayne Mack (LB)	2nd Team
1990	Tony Bifulco (DB)	3rd Team
1990	Jeff Filkvoski (QB)	1st Team
1990	Darren Hadlock (LB)	Hon Men
1990	John Marzka (C)	Hon Men
1989	Tony Bifulco (DB)	3rd Team
1989	John Marzka (C)	Hon Men
1988	Mike Parker (DL)	1st Team
1987	Mike Mates (OT)	2nd Team
1987	Mike Parker (DL)	1st Team

### ALLEN GOULD ALL-AMERICA TEAM

1937	Horace Lively Jr. (HB)	Hon Men
------	------------------------	---------

### GRANTLAND RICE-COLLIERS ALL-AMERICA

1931	Robert Garbark (RB)	
------	---------------------	--

### COSIDA ALL-AMERICA TEAM\*

2003	Brian Woods (RET)	3rd Team
2000	Bill Andrews (C)	2nd Team
2000	Shane Ream (RB)	2nd Team
1999	Corey Belaney (LB)	Hon Men
1999	David Monaghan (DE)	Hon Men
1998	Zach Kessler (OG)	Hon Men
1997	Willie Green (DB)	Hon Men
1997	Zach Kessler (OG)	2nd Team
1997	Jim Mormino (RB)	3rd Team
1996	Jim Adamson (QB)	3rd Team
1996	Chris Conrad (WR/RET)	1st Team
1995	Bob Tatsch (DT)	1st Team
1995	Brian Adams (DT)	1st Team
1995	Nick Reiser (DE/OLB)	1st Team
1994	Matt Allison (OT)	1st Team
1994	Paul Bell (QB)	1st Team
1994	Marvin Farr (DB)	1st Team
1994	Eric Winslow (DT)	2nd Team
1993	Brad Goe (C)	2nd Team
1993	Eric Winslow (DT)	3rd Team
1992	Ron Bendekovic (OG)	2nd Team
1992	Stanley Drayton (RB)	1st Team
1991	Ron Bendekovic (OG)	1st Team
1991	Tony Bifulco (DB)	1st Team
1991	Stanley Drayton (RB)	1st Team
1991	Jeff Pearson (DT)	Hon Men
1990	Jeff Filkvoski (QB)	1st Team
1990	David LaCarte (S)	1st Team
1990	John Marzka (C)	1st Team
1989	Tom Gebhardt (DT)	Hon Men
1987	Mike Mates (OT)	1st Team
1987	Mike Parker (DT)	1st Team
1982	Bob Fraser (DL)	Hon Men
1982	Jerome Nelson (S)	Hon Men

\* The Award changed sponsors numerous times;

COSIDA/SID's - 1982, 1994, 2003

Champion - 1990-93; Pizza Hut - 1987-1989

Hewlett Packard - 1995-2000

### D3PRODAY.COM

2011	Sam Taylor (OT)	2nd Team
------	-----------------	----------

### COSIDA ACADEMIC ALL-AMERICA

2013	Brad Burkley (LB)	2nd Team
2010	Rob Carlisle (TE)	1st Team
2003	Aaron Polack (PT)	2nd Team
1982	Michael Sidor (DT)	2nd Team
1981	Kevin Baird (P)	1st Team

### NCAA POSTGRADUATE SCHOLARSHIPS

2010	Rob Carlisle
1997	Nick Reiser
1992	Darren Hadlock
1965	David Wion

