



2025 ALCORN FOOTBALL GAME NOTES

Alcorn Athletic Communications • 1000 ASU Drive #510 • Davey L. Whitney Complex • Lorman, MS 39096
AlcornSports.com • Twitter: @BravesSports • Instagram: @AlcornSports • YouTube: Alcorn State Sports
Home to 13 SWAC Championships (1968, '69, '70, '74, '76, '79, '84, '92, '94, 2014, 2015, 2018, 2019)

GAME INFORMATION

Date: Sat., Nov. 8, 2025
Time: 3:00 p.m. CST
Site: Lorman, MS // Jack Spinks-Marino Casem Stadium (22,500)
National TV: ESPN+
Play-by-Play: Jason Ross
Analyst: Tyoka Jackson
Regional Radio: WPRL 91.7 FM
Play-by-Play: Charles Edmonds and Emmanuel Barnes Sr.
Satellite Radio: HSRN/Sirius XM
Twitter Updates: @BravesSports

ALCORN STATE 3-6, 2-3 SWAC

2025: 3-6, 2-3 SWAC
Ranking: NR — STATS, NR — Coaches
Last Game: Nov. 1, 2025 (Houston, TX) win vs TSU, 33-14
Head Coach: Cedric Thomas (UAPB - 2001)
Career: 17-26 (4th season)
at ALCN: 9-12 (2nd season)
Twitter: @AlcornStateFB / @BRAVESSPORTS

SOUTHERN 1-8, 0-5 SWAC

2025: 1-8, 0-5 SWAC
Ranking: NR — STATS, NR — Coaches
Last Game: Nov. 1, 2025 (Pine Bluff, AR) loss vs UAPB, 21-40
Head Coach: Fred McNair (Alcorn State - 1992)
Career: 48-36 (8th season)
at MVSU: 0-5 (1st season)
Twitter: @GeauxJags

ALCORN COMMUNICATIONS

Demetrius Howse (Primary Contact)
Assoc. AD/Communications
O: 601-747-3471 | E: dhowse@alcorn.edu

ALCORN COACHING STAFF

Coaches: On the Field
Head Coach: Cedric Thomas
Spec. Teams Coord./Linebackers: Alvin Fosselman
Running Backs: Ryan Busz
Offensive Line: Trumaine Watson
Tight Ends: Leroy Frederick
Wide Receivers: Aaron Anguiano
Defensive Line: Derrien Covington

Coaches: In the Booth
Offensive Coord.: Jermaine Gales
Defensive Coord.: Deion Roberson
Nickles: Tavarian McCullum
Cornerbacks: Dwayne Taylor Jr.

GAME 10

LORMAN, MS (JACK SPINKS-MARINO CASEM STADIUM)



NR/NR ALCORN STATE BRAVES (3-6, 2-3)

Head Coach: Cedric Thoms (UAPB, 2001)
Career Record: 17-26 (4th season), Record at Alcorn: 9-12 (2nd season)



NR/NR SOUTHERN JAGUARS (1-8, 0-5)

Head Coach: Fred McNair (Alcorn State, 1992)
Career Record: 48-36 (8th season), Record at SU: 0-2 (1st Season)

2025 STATISTICAL LEADERS

RUSHING

	G	ATT	GAIN	LOSS	NET	AVG	TD	LG	YPG
Jacorian Sewell	9	120	771	32	739	6.2	5	80	82.11
Reggie Davis	9	94	544	15	529	5.6	7	92	58.78

PASSING

	G	RAT	C-A-I	PCT	YDS	TD	LG	AVG/G
Jaylon Tolbert	9	130.16	151-240-5	62.92	1608	11	74	178.67

RECEIVING

	G	NO	YDS	AVG	TD	LG	AVG/G
Ja'Coby Matthews	8	26	339	13.04	2	71	42.38
Tyran Warren	9	16	330	20.63	3	74	36.67
Jarvis Rush	9	26	286	11.00	4	44	31.78

STORY LINES

2025 SCHEDULE & RESULTS

	Aug. 28	at Northwestern State Natchitiches, LA Turpin Stadium (15,971)	ESPN+	L, 10-20
	Sept. 6	at Alabama A&M* Huntsville, AL Louis Crews Stadium (21,000)	HBCUGO	L, 31-41
	Sept. 13	at Mississippi State Starkville, MS Daveis Wade Stadium (40,656)	ESPN+	L, 0-63
	Sept. 27	Arkansas-Pine Bluff* Memphis, TN Simmons Bank Liberty Stadium (58,325)	HBCUGO	L, 20-24
	Oct. 4	Prairie View A&M* Lorman, MS Spinks-Casem Stadium (22,500)	SWACTV	L, 12-13
	Oct. 11	Lincoln Ca. (Homecoming) Lorman, MS Spinks-Casem Stadium (22,500)	SWACTV	W, 42-0
	Oct. 18	at Florida A&M* Tallahassee, FL Bragg Memorial Stadium (19,633)	HBCU GO	L, 28-33
	Oct. 25	Mississippi Valley State* Lorman, MS Spinks-Casem Stadium (22,500)	SWACTV	W, 32-10
	Nov. 1	at Texas Southern* Houston, TX Shell Energy Stadium (22,039)	HBCUGO	W, 33-14
	Nov. 8	Southern* Lorman, MS Spinks-Casem Stadium (22,500)	ESPN+	3 p.m.
	Nov. 15	Grambling State* Lorman, MS Spinks-Casem Stadium (22,500)	SWACTV	2 p.m.
	Nov. 22	at Jackson State* Jackson, MS Mississippi Veterans Memorial Stadium (60,500)	ESPN+	2:30 p.m.



Alcorn State Sports



@AlcornStateFB @BRAVESSPORTS



AlcornSports



@AlcornSports



Braves Sports Network



#HighFive

1. Graduate running back Jacorian Sewell has recently been named to the post season watchlists including the Black College Football POTY watchlist..
2. Head Coach Cedric Thomas registered his 15th collegiate victory against Lincoln(CA).
3. Graduate linebacker Stemarion Edwards has recently been named to the post season watchlists including the Black College Football POTY watchlist..
4. Braves Football welcomes three new coaches to the staff.
5. The Braves will host five game in Spinks-Casem Stadium this season.

SWAC PLAYERS OF THE WEEK

- **Co-OFFENSIVE PLAYER OF THE WEEK**
Ahmad Miller - Jackson State
- **Co-DEFENSIVE PLAYER OF THE WEEK**
Antwone Watts - Bethune-Cookman
- **Co-DEFENSIVE PLAYER OF THE WEEK**
Denzel Johnson - Alabama State
- **Co-SPECIALIST OF THE WEEK**
Javon Ross - Bethune-Cookman
- **Co-SPECIALIST OF THE WEEK**
Delano Franklin - Grambling State
- **NEWCOMER OF THE WEEK**
Jaylon Tolbert - Alcorn State

#SackLunch

Each week, we'll track the total sacks the Braves rack up throughout the season. After recording 24 sacks in 2024, Alcorn State's defense has its sights set on topping that mark in 2025.



#MississippiMoon —

- Head Coach Cedric Thomas and his staff have made it a rule to lock down the Magnolia State when it comes to recruiting, despite efforts from larger schools such as Ole Miss, Mississippi State and Southern Miss.
- There are total of 44 players from Mississippi on this year's roster.
- The state of Mississippi has always been a huge recruiting trail for the Braves in the past with names such as Jack Spinks and Steve McNair both coming to Alcorn from the Magnolia State.



Celebration Bowl...

The Celebration Bowl will once again be televised live on ABC and open the bowl season. The postseason college football bowl game will kick off at noon ET on Saturday, Dec. 13, at the state of the art Mercedes-Benz Stadium in Atlanta.

The Celebration Bowl, which showcases the heritage, legacy, pageantry and tradition of Historically Black Colleges and Universities (HBCUs), pits the conference champion from the Mid-Eastern Athletic Conference (MEAC) against the Southwestern Athletic Conference (SWAC). Last season, Jackson State earned its first Celebration Bowl win and third win for the SWAC, defeating South Carolina State, 28-7.

The MEAC leads the bowl series, 6-3 overall.



#FastAndFun

- Alcorn State Head Coach Cedric Thomas and Offensive Coordinator Jermaine Gales have put in a place a speedy offense that will move up and down with different speeds.
- The team has dubbed the offense "#FAF – Fast And Fun", similar to the "Fun & Gun" of the Florida Gators under legendary coach Steve Spurrier.
- When the team scores in three minutes or less, it is called a "Nitro Boost".



#AlwaysAlcorn —

- It's "Always...Alcorn" is the easy way to remember how to pronounce Alcorn State University correctly.
- When referring to the "Braves" nickname, the school does not use any Native American logos or paraphernalia with the former mascot Chief Choctaw, but continues to embrace the unconquered spirit of the mighty warriors of the surrounding tribes from the Lorman, Mississippi area in the Choctaw, Chickasaw and Natchez, respectfully.

A Win Over Southern Would —

- Give Head Coach Cedric Thomas his 18th overall career win...

Last Time Out for the Braves —

HOUSTON, Texas – Alcorn State football delivered a commanding performance on the road Saturday afternoon, defeating Texas Southern 33-14 at Shell Energy Stadium. The Braves racked up 446 yards of total offense while holding the Tigers to just 42 yards on the ground.

Quarterback Jaylon Tolbert efficiently guided the Alcorn offense, completing 20 of 24 passes for 222 yards and a touchdown. Running back Reggie Davis paced the ground game with 87 yards on 20 carries and three rushing touchdowns.

Wide receiver Jarvis Rush led all receivers with seven receptions for 93 yards and a touchdown. Tyran Warren added four catches for 63 yards, while Ja’Coby Matthews contributed four receptions for 42 yards along with 45 yards in punt and kickoff returns.

Alcorn struck first with a 12-play, 80-yard drive capped by Davis’ two-yard touchdown run midway through the first quarter. After Texas Southern evened the score, the Braves responded with another Davis touchdown, this time from 15 yards out, to take a 14-7 halftime lead.

Tolbert continued to direct the offense with precision in the second half, keeping the Tigers off balance. Davis found the end zone once more from two yards out early in the third quarter, and kicker Lorenzo Garcia added field goals from 25 and 32 yards. Tolbert later connected with Rush on a two-yard touchdown pass to seal the win in the fourth.

Defensively, Alcorn State was solid across the board. Eric Thomas Jr. recorded a sack, Bakari McCall intercepted a pass to end a first-half threat, and Geoffrey McKelton led the team with six tackles. Orlandus McLaurin added four tackles, including one for loss, as the Braves held the Tigers scoreless for two straight quarters.

With the victory, Alcorn State improves to 3-6 overall and 2-3 in Southwestern Athletic Conference play. The Braves return home to Jack Spinks–Marino Casem Stadium next Saturday, November 8, to host Southern University. Kickoff is set for 2 p.m.

2024 ALCORN RANKINGS			
Category	Avg.	NCAA	SWAC
Sacks	2.33	86	8
Tackles for Loss	7.1	14	4
Total Defense	347.2	46	4
Pass Defense	172.0	15	4
Rushing Offense	196.8	15	2
Rushing Defense	175.2	89	8
Pass Eff. Defense	118.62	18	4
Total Offense	345.8	74	5
Scoring Defense	28.00	74	7
Pass Efficiency	104.01	117	12
Turnover Margin	0.17	53	5
Sacks Allowed	2.33	86	8
Scoring Offense	21.8	86	7
Passes Intercepted	11	44	4
Passing Offense	149.1	109	10
Punt Returns	13.50	12	3
Kickoff Returns	18.94	84	9



WEEKLY MEDIA PLANNER: Southern

3	MON	4	TUE	5	WED	6	THU	7	FRI	8	SAT	9	SUN
Practice (7:45 a.m.) Alcorn Practice Fields		Practice (7:45 a.m.) Alcorn Practice Fields		Practice (7:45 a.m.) Alcorn Practice Fields		Practice (7:45 a.m.) Alcorn Practice Fields		NO MEDIA AVAIL- ABILITY		Alcorn State vs Southern 3 p.m. Jack Spinks - Marino Casem Stadium Postgame Press Conference Alcorn locker room is closes		OFF	
Head Coach Cedric Thomas and requested student-athletes will be available to members of the media after practice. SWAC Media Session 10:25-10:35 a.m.		Head Coach Cedric Thomas and requested student-athletes will be available to members of the media after practice. SWAC Media Session 10:25-10:35 a.m.		Head Coach Cedric Thomas and requested student-athletes will be available to members of the media after practice. SWAC Media Session 10:25-10:35		Head Coach Cedric Thomas and requested student-athletes will be available to members of the media after practice. SWAC Media Session 10:25-10:35							

Sewell and Edwards Added to BCF POTY Watch List—

Alcorn State standouts Jacorian Sewell and Stemarion Edwards have been named to the prestigious 2025 Stats Perform HBCU National Player of the Year preseason watch list, recognizing the top talent across Division I HBCU football programs. Sewell, a dynamic running back, is known for his explosive speed, vision, and ability to impact the game as both a rusher and receiver. Edwards, a dominant linebacker and defensive leader, brings relentless energy, sideline-to-sideline range, and a knack for disrupting opposing offenses. Their inclusion highlights Alcorn State’s balance of offensive firepower and defensive strength heading into the season.

Braves Land Three On Preseason All-Conference Squad —

Alcorn State Football landed three standout players on the 2025 Preseason All-SWAC Football Team, as announced by the Southwestern Athletic Conference on Saturday. Running back Jacorian Sewell, offensive lineman Ronald Brown, and linebacker Stemarion Edwards each earned First Team honors, highlighting the talent and depth on this year’s Braves roster.

Sewell, a dynamic playmaker out of the backfield, returns following a stellar 2024 campaign in which he rushed for 810 rushing yards and five touchdowns on 128 carries, averaging 5.7 yards per attempt. His explosive runs and consistency in critical moments earned him All-SWAC Second Team honors last season, and he now takes his place among the league’s elite backs heading into 2025.

Brown anchors the Braves’ offensive line and was instrumental in opening lanes for the ground game while protecting the quarterback. The 6-2, 320-pound lineman allowed just one sack in 11 starts during the 2024 season and graded out at over 88% in film evaluations by the coaching staff. His strength and leadership at the point of attack helped Alcorn’s offense rack up over 360 yards per game last season.

On the defensive side, Edwards brings back a commanding presence at linebacker. The senior led the Braves with 91 total tackles, including 13.5 tackles for loss, 3 forced fumbles, 2.5 sacks and one interception during the 2024 campaign. His sideline-to-sideline range, physicality, and football IQ solidify him as one of the top defensive players in the SWAC.

Braves Picked to Finish Sixth in SWAC Western Division —

During the 2025 SWAC Football Media Day, the Southwestern Athletic Conference unveiled its annual Preseason Predicted Order of Finish. Alcorn State has been projected to finish second in the SWAC Western Division, reinforcing expectations for a strong campaign under Head Coach Cedric Thomas.

The Braves enter the 2025 season with momentum after a solid showing last year and a talented roster highlighted by several Preseason All-SWAC honorees. Alcorn’s predicted second-place finish reflects both respect from league observers and the competitiveness of the Western Division heading into the new season.

Alcorn State By the Colors —

- Alcorn State enjoys a sponsorship package with BSNSports-Nike across all sports as an athletic department, and the Braves will once again be taking the field wearing fully integrated Nike uniforms. Here's a breakdown of this year's color combinations on a game-by-game basis, as picked by Head Coach Cedric Thomas and the players:

WK	Helmet	Jersey	Pants
1	Gold	White	White
2	Purple	White	Purple
3	Purple	White	White
4	Gold	White	Purple
5	Gold	Purple	Purple
6	Gold	Purple	Gold
7	Gold	Gold	White
8	Purple	Gold	Purple
9	Gold	White	Gold

Alcorn Football Weekly Media Press Conference —

- Alcorn State hosts weekly media press conferences featuring Head Coach Cedric Thomas and selected Braves student-athletes. The press conference, which begins at 1 p.m., is held every Wednesday throughout the football season inside the media room of Jack Spinks – Marino Casem Stadium. A link to the complete posted press conference will be made available through the Alcorn State Sports YouTube channel immediately afterwards.

MEDIA INFORMATION

COVERING THE BRAVES

Interview requests for student-athletes and/or coaches before or after practice must be submitted by Noon the previous day. Media members wishing to write feature stories should submit feature story requests to Demetrius Howse (dhowse@alcorn.edu) by 3 p.m. Sunday.

Howse and the Alcorn Communications Staff will make every effort to schedule a separate time to accommodate those requests. Because of time constraints and academic/meeting obligations, media members may only request two (2) student-athletes and/or assistant coaches for interviews following practice(s).

SWAC WEEKLY MEDIA SESSION

Alcorn head coach Cedric Thomas and the league's other 11 coaches will be featured on a weekly zoom session each Monday during the 2023 football season from 10 a.m. to 11:55 a.m, beginning Aug. 28, and concluding Nov. 20.

Each coach will have 10 minutes to make an opening statement and answer questions. There will be an archived video link available of each media session on the Conference's official website (TheSWAC.org) each Monday afternoon.

Thomas' scheduled time is 10:25 a.m. to 10:35 a.m. CT each Monday. Media representatives wishing to participate in the teleconference should contact the Andrew Roberts in the SWAC Media Relations Office.

SCHEDULE OF COACHES:

10:00 a.m. SWAC Football Updates
 10:05 a.m. Sam Shade(Alabama A&M)
 10:15 a.m. Eddie Robinson Jr. (Alabama State)
 10:25 a.m. Cedric Thomas (Alcorn)
 10:35 a.m. Raymond Woodie (Bethune-Cookman)
 10:45 a.m. James Colzie (Florida A&M)
 10:55 a.m. Mickey Joseph (Grambling State)
 11:05 a.m. Alonzo Hampton (Arkansas-Pine Bluff)
 11:15 a.m. Terrell Buckley (Mississippi Valley State)
 11:25 a.m. Tremaine Jackson (Prairie View A&M)
 11:35 a.m. Terrence Graves (Southern)
 11:45 a.m. Cris Dishman (Texas Southern)
 11:55 a.m. T.C. Taylor (Jackson State)

ALCORN'S FIRST OFFENSIVE PLAY OF THE SEASON (SINCE 2009)

Aug. 28, 2025	at Northwestern State	L, 10-21	Jacorian Sewell 9-yard rush
Aug. 29, 2024	at UAB	L, 3-41	Jacorian Sewell 3-yard rush
Sept. 2, 2023	at Southern Miss	L, 14-40	Jarveon Howard 1-yard run
Sept. 3, 2022	Stephen F. Austin	L, 31-27	Jarveon Howard 21-yard run
Aug. 28, 2021	vs. N.C. Central	L, 23-14	6-yard pass (Felix Harper to C.J. Bolar)
Aug. 31, 2019	at Southern Miss	L, 38-10	11-yard pass (Noah Johnson to Chris Blair)
Sept. 1, 2018	at Georgia Tech	L, 41-0	PJ Simmons 0-yard run
Sept. 2, 2017	Miles	W, 50-21	25-yard pass (L. Footman to Norlando Veals)
Sept. 10, 2016	vs. Alabama State	W, 21-18	Marquis Warford 5-yard run
Sept. 3, 2015	at Georgia Tech	L, 69-6	Incomplete pass (John Gibbs Jr.)
Aug. 30, 2014	Virginia-Lynchburg	W, 55-7	(-1) yard pass (John Gibbs Jr. to A.Williams Jr.)
Aug. 31, 2013	Edward Waters	W, 63-12	Incomplete pass (John Gibbs Jr.)
Sept. 8, 2012	at James Madison	L, 42-3	Incomplete pass (Darius Smith)
Sept. 3, 2011	vs. Grambling State	L, 21-14	Brandon Bridge 1-yard run

ALCORN STATE MEDIA LIST

Releases Available via Email

Media members interested in receiving Alcorn Football releases via email should send requests to Demetrius Howse (dhowse@alcorn.edu).

Game Day Media Policies

Only working media will be admitted to the Jack Spinks—Marino Casem Stadium press box. Seats will be issued according to the following criteria:

1. State newspapers by circulation, wire services, national publications, newspapers from opponent's area and student newspapers from Alcorn and opposing schools.
2. Other daily newspapers, with preference to those that regularly cover Alcorn.
3. Radio and TV personnel not broadcasting, but considering reporting.
4. Non-daily newspapers, with preference to those which regularly cover Alcorn Football.
5. Professional football scouts.
6. Freelance and/or non-daily writers may be asked to produce copies of actual publications in which their work has appeared. In some cases, these materials will be required as verification of the writers' status.



2025 SWAC STANDINGS

	Conf.		Overall		Stk
	W	L	W	L	
EAST					
Jackson State	4	1	6	2	W1
Alabama State	4	1	6	2	W2
Bethune-Cookman	4	1	5	4	W3
Florida A&M	2	2	3	5	L1
Alabama A&M	1	4	4	5	L2
Mississippi Valley State	0	4	1	7	L1
WEST					
Prairie View A&M	4	1	6	3	L1
Grambling State	3	2	6	3	W3
Texas Southern	3	2	4	4	L1
Arkansas-Pine Bluff	2	3	4	5	W1
Alcorn State	2	3	3	6	W2
Southern	0	5	1	8	L7

Week 10 Schedule

November 8

- Jackson State at Mississippi Valley, 2:00 pm
- Bethune-Cookman at Grambling, 2:00 pm
- PVAMU at Alabama A&M, 2:00 pm
- Texas Southern at Alabama State, 2:00 pm
- Florida A&M at Arkansas-Pine Bluff, 2:00 pm
- Southern at **Alcorn State**, 3:00 pm

All times Central Standard

School (First Place Votes) Points

East

- Jackson State _____ 126 points (16)
- Florida A&M _____ 99 points (3)
- Alabama State _____ 91 points (2)
- Alabama A&M _____ 62 points
- Bethune-Cookman _____ 45 points (1)
- Mississippi Valley State _____ 24 points

West

- Southern _____ 120 points (17)
- Alcorn State** _____ 90 points (2)
- Prairie View A&M _____ 72 points (1)
- Texas Southern _____ 60 points
- Grambling State _____ 55 points
- Arkansas-Pine Bluff _____ 28 points (1)

QUICK FACTS

GENERAL INFORMATION

Location _____ Lorman, Mississippi
 Founded _____ 1871
 Nickname _____ Braves
 Enrollment _____ 2,995
 President _____ Dr. Tracy Cook
 Faculty Athletics Representative _____ Dr. Melissa Mason
 Conference _____ Southwestern Athletic (SWAC)
 National Affiliation _____ NCAA Division I (FCS)
 Colors _____ Purple and Gold
 Print Color _____ Purple (PMS 269) | Gold (PMS 131)
 Stadium _____ Jack Spinks – Marino Casem Stadium
 Constructed _____ 1992
 Capacity _____ 22,500
 Playing Surface _____ Natural Grass
 Postseason Appearances _____ 10
 Postseason Record _____ 4-6
 Last Appearance _____ 2019
 vs. North Carolina A&T (Celebration Bowl) _____ L, 44-64

COACHING STAFF

Head Coach _____ Cedric Thomas (UAPB, 2001)
 Overall Record _____ 17-26 (3rd season)
 Record at Alcorn State _____ 9-12 (2nd season)

Assistant Coaches

Jermaine Gales _____ Offensive Coordinator
 Deion Roberson _____ Defensive Coordinator
 Alvin Fosselman III _____ Special Teams Coord./Linebackers
 Ryan Busz _____ Running Backs
 Leroy Frederick _____ Tight Ends
 Derrien Covington _____ Defensive Line
 Dwayne Taylor Jr. _____ Cornerbacks
 Aaron Anguiano _____ Wide Receivers

Support Staff

Leroy Frederick _____ Director of Football Operations
 Barry Gant Jr. _____ Director of Sport Performance
 Roderick Young _____ Director of Sports Medicine
 Kameron January _____ Equipment Manager
 Ronald Williams _____ Video Coordinator

FOOTBALL INFORMATION

2024 Overall Record _____ 6-6
 2024 SWAC Record/Finish _____ 5-3 / 2nd West
 2024 Postseason _____ None
 Offensive System _____ Spread (Multiple)
 Defensive System _____ 4-3 (Multiple)

SOCIAL MEDIA

Website _____ AlcornSports.com
 X _____ @BravesSports | @AlcornStateFB
 Facebook _____ AlcornStateSports
 Instagram _____ @AlcornSports | @Alcornstatefb
 YouTube _____ Alcorn State Sports

RETURNING STARTERS

Starters Returning (5 offense / 5 defense)

Offense (5)

WR Tyler Macon (6-0, 190, R-Sr.)
 WR Tyran Warren (6-4, 180, Jr.)
 RB Jacorian Sewell (5-10, 185, R-Jr.)
 OL Ronald Brown (6-2, 315, Gr.)
 OL Rashawn Gallaspy (6-4, 295, Gr.)

Defense (5)

DL Gideon Spottsville (6-2, 260, Jr.)
 DB Markel McLaurin (5-11, 202, Gr.)
 DB Geoffrey McKelton (6-1, 192, R-Jr.)
 LB Stemarion Edwards (6-0, 220, Gr.)
 LB Jaquez Dews (6-2, 210, Gr.)

PRIMARY FOOTBALL CONTACT

Assoc. AD/Strategic Communications
 Demetrius Howse
 Phone: 601.747.3471 | Email: dhowse@alcorn.edu

DEPARTMENT OF ATHLETICS

Athletics Director _____ E. D'Wayne Robinson
 Assoc. AD _____ Bryan Harvey
 Assoc. AD _____ John Westbrook
 Assoc. AD _____ Demetrius Howse
 Assoc. AD _____ Dr. Jivanna Smith





2025 ALCORN STATE BRAVES ROSTER

ALPHABETICAL ROSTER			NUMERICAL ROSTER						
NO	NAME	POS	NO	NAME	POS	HT	WT	CL.-EXP	HOMETOWN / HIGH SCHOOL (PREVIOUS SCHOOL)
6	Anderson, Caleb	TE	0	Jarvis Rush	WR	6-4	185	Sr.	Louisville, MS / Louisville HS/University of
4	Anderson, J.	DB	0	Gideon Spottsville	DL	6-4	270	Jr.	Baton Rouge, LA / Southern Lab
98	Andrews, K.	DL	1	Orlandus McLaurin	DB	5-11	204	Gr.	Friendship, MS / Southern Miss
7	Barnes, Brent	DB	1	Neico Sandifer	WR	6-3	210	Jr.	Macon, GA / Central GA Tech College
77	Barton, Jr., Andre	OL	2	Reggie Davis	RB	6-1	205	Sr.	Montgomery, AL / Lee High School / UT Chattanooga
3	Blakes, Omarion	WR	2	Tayvion Haney	DB	6-1	180	Jr.	Little Rock, AR / Parkview High School
84	Borden, Dedrick	TE	3	Omarion Blakes	WR	5-11	192	R-So.	Shaw, MS / M.C. Evans High School
19	Bost, Jady	DL	3	Stemario Edwards	LB	6-0	220	Gr.	Hollandale, MS / Hinds CC / Hinds CC
55	Brown II, Tramel	OL	4	Jakobie Anderson	DB	5-10	180	Fr.	New Orleans, LA / McDonogh 35 High School
26	Brown, Kameron	DB	4	Jacoby Matthews	WR	5-10	167	Sr.	McComb, MS / North Pike HS / FIU
62	Bryant, Jaden	OL	5	Tyler Macon	WR	6-0	195	Sr.	St. Louis, MO / University of Missouri
12	Burnett, C.	DB	5	Geoffrey Mckelton	DB	6-1	185	R-Jr.	Pahokee, FL / Palmetto Prep / Palmetto Prep
21	Butler, Ricardo	DB	6	Caleb Anderson	TE	6-4	230	Sr.	Brandon, MS / Brandon High School
23	Citizen, Tylan	RB	6	Bakari McCall	DB	6-1	186	Sr.	Shubuta, MS / East Mississippi CC
79	Cooper, Derrick	OL	7	Brent Barnes	DB	6-2	195	Jr.	Birmingham, AL / Colin CC
45	Crowell, Dillon	LB	7	Tyran Warren	WR	6-3	185	Jr.	Picayune, MS / Picayune High School
2	Davis, Reggie	RB	8	Cedric Roberts	LB	6-1	225	So.	Fort Valley, GA / Peach County High
44	Deloach, Tony	DL	8	Damien Jones	WR	5-11	185	Sr.	Del Valle, TX / Del Valle High School
11	Dew, Jaquez	LB	10	Jaharon Griffin	LB		225	Jr.	Philadelphia, MS / Neshoba Central High / Akron
70	Diallo, Abe	OL	11	Jaquez Dew	LB	6-1	230	Gr.	Ellenwood, GA / Whitefield Academy / Lenoir-Rhyan University
33	Diarra, M.	LB	11	Jaylon Tolbert	QB	6-2	175	Jr.	Ft. Lauderdale FL / Chaminade Madonna HS/ Howard
27	Dozier, Kinney	Spec	12	Christopher Burnett	DB	6-0	177	Jr.	Yazoo City, MS / North Alabama
32	Duke, Andre	LB	12	Kole Williams	TE	6-2	225	Gr.	Montgomery, AL / Carver Senior High School
25	Duvall, D.	Spec	13	Deablo Mcgee	WR	6-2	190	Sr.	St. Louis, MO / Central GA Tech College
66	Edwards, Kriston	OL	13	Clinton Mckinney	DB	6-0	180	So.	Tampa, FL / Clearwater Academy International
3	Edwards, S.	LB	14	Elijah Griffin	WR	6-4	215	Sr.	St. Louis, MO / Chaminade College Prep/Garden City CC
87	Everett, Dylan	WR	14	Tobias Hinton	OLB	6-2	230	So.	Hattiesburg, MS / Hattiesburg High / Mississippi State
69	Gallaspy, R.	OL	15	Eric Thomas Jr	DL	6-3	245	So.	Columbus, MS / Starkville High
21	Garcia, Lorenzo	Spec	17	Patrick Kince Jr.	DB	6-2	180	Jr.	Shaw, MS / Coahoma CC
57	Gibson, Brendan	OLB	17	Andre Washington	QB	6-4	215	Jr.	Hopkins, S.C. / Ridge View HS / Charlotte
85	Good, Joshua	WR	19	Jady Bost	DL	6-3	265	Gr.	Atlanta, GA / Eastern Kentucky
14	Griffin, Elijah	WR	19	Achilles Ringo	QB	6-3	215	Fr.	Pine Bluff, AR / Mills University Studies HS
10	Griffin, Jaharon	LB	20	Traylon Minor	RB	5-9	180	Jr.	Natchez, MS / Natchez High School / Co-Lin
52	Griffin, Kamari	DL	20	Deitron Parker	LB		214	Sr.	Baton Rouge, LA / Scotlandville Magnet High
2	Haney, Tayvion	DB	21	Ricardo Butler	DB	5-10	180	Jr.	Alligator, MS / Colin CC
35	Harris, D.K.	TE	21	Lorenzo Garcia	Spec	5-10	165	Sr.	Austin, TX / Austin High School
97	Harris, Olajahwon	DL	22	Carl McDonald Jr.	RB	5-8	180	Fr.	Natchez, MS / Natchez High School
95	Hatcher, L.	DL	22	Decorian Patton	DB	5-9	195	Sr.	Cleveland, MS / Cleveland Central High School
48	Hill, Jonavon	OLB	23	Tylan Citizen	RB	5-10	190	So.	Dusan, LA / Chruch Point High School / UL- Lafayette
14	Hinton, Tobias	OLB	23	Xavier Kately	DB	6-1	200	Gr.	St Martinville, LA / Texas Southern
31	Houston-Irving, J.	OLB	24	Timothy Jasper	DB	6-0	185	Jr.	Little Rock, AR / University of Arkansas Monticello
91	Jackson, Ejavious	DL	24	Kevin May	RB	5-10	205	Sr.	Jackson, MS / Saint Joe High School
24	Jasper, Timothy	DB	25	Demetrio Duvall	Spec	5-11	185	So.	Akron, OH / Buchtell High School
8	Jones, Damien	WR	25	Elijah Ruffin	DB	6-1	190	Jr.	Philadelphia, MS / Northwest CC
80	Kaho Jr., Jamar	WR	26	Kameron Brown	DB	5-10	190	Fr.	Prentiss, MS / Jefferson Davis HS
23	Kately, Xavier	DB	27	Kinney Dozier	Spec	6-0	240	Sr.	Lake Worth, FL / Norfolk State
92	Kenney, Kaden	DL	27	TaRell Seals	TE	6-5	235	Jr.	Trussville, AL / Hewitt-Trussville High School
17	Kince Jr., Patrick	DB	28	Jacorian Sewell	RB	5-9	195	Gr.	Natchez, MS / Holmes CC / Adams County Christian
83	Latham, Terrick	WR	28	Tyreke Snow	DB	6-1	183	Jr.	Newton, MS / Jones CC / Jones CC
29	Lyons, Ernest	DB	29	Ernest Lyons	DB	6-0	175	Fr.	New Orleans, LA / John F Kennedy High School
5	Macon, Tyler	WR	29	Camren Stewart	RB	5-7	190	So.	Zachary, LA / Zachary High School
75	Magee, Juan	OL	30	Jaylen McCroy	DB	5-10	187	Jr.	Shaw, MS / Hinds CC
99	Malloy, Rosco	DL	31	Jakel Houston-Irving	OLB	6-3	228	Fr.	Natchez, MS / Natchez High
81	Mann, Kellon	TE	32	Andre Duke	LB	6-0	205	Jr.	Houston, TX / Pearland High
82	Martin, Trayvone	WR	33	Mahamadou Diarra	LB	6-0	208	Jr.	Memphis, TN / Whitehaven HS
4	Matthews, J.	WR	35	D.K. Harris	TE	6-2	291	Jr.	Clarksdale, MS / Grambling State
24	May, Kevin	RB	38	Devin Tribble	DB	5-10	190	Fr.	Heidelberg, Ms / Heidelberg High School
6	McCall, Bakari	DB	40	Christopher Walley	DL	6-2	260	Sr.	Stateline, MS / Holmes CC / Wayne County HS
30	McCroy, Jaylen	DB	41	Simeon Washington	DB	6-2	190	Fr.	New Orleans, LA / McDonogh 35 High School
22	McDonald Jr., C.	RB	44	Tony Deloach	DL	6-2	295	Jr.	Macon, MS / East Central CC / Noxubee County HS
13	Mcgee, Deablo	WR	45	Dillon Crowell	LB	6-1	209	Jr.	Hattiesburg, MS / Hattiesburg High
47	Mckanstry, K.	OLB	47	Kenyen Mckanstry	OLB	6-4	215	So.	Tuscaloosa, AL / Paul W Bryant HS / Independence CC
			48	Jonavon Hill	OLB	5-10	225	Jr.	Richmond, CA / Novato High School /Laney CC
			50	Derrick Sinegal Jr.	LB	6-0	230	Jr.	Lafayette, La. / Camden County HS / Bethune-Cookman
			51	Landen Sewell	OL	6-0	295	Jr.	Natchez, Miss / Natchez HS / Pear River CC
			52	Kamari Griffin	DL	6-3	235	So.	Aventura, FL / Dr.Michael K. Krop HS
			55	Tramel Brown II	OL	6-2	320	Gr.	Gainesville,FL / Tenn. State
			56	Jordan Towns	OL	6-5	320	Jr.	Charlotte,NC / LA Valley College
			57	Brendan Gibson	OLB	6-5	215	Sr.	Jackson, MS / East Central CC

2025 ALCORN STATE BRAVES ROSTER

58	Jaden Nguyen	OL	6-3	315	Jr.	Austin,TX / Cisco Community College
59	Ahmad Thompson	DL	6-2	265	Jr.	Tylertown,MS / Tylertown HS / Delta State
62	Jaden Bryant	OL	6-4	344	Jr.	Norfolk,VA / Norfolk State
65	Cheikh Sall	OL	6-3	225	Fr.	Chicago, IL / Summer Creek High School
66	Kriston Edwards	OL	6-0	435	Fr.	Jackson, MS / Lanier High School
67	Cameran Rogers	OL	6-4	330	So.	Theodore,AL / Theodore High School
69	Rashawn Gallaspy	OL	6-3	320	Gr.	Slidell,LA / Alabama State / Copiah-Lincoln CC
70	Abe Diallo	OL	6-6	305	So.	Seffner,FL / Armwood High School
73	Shar'Dez Taylor	OL	6-4	312	So.	Vicksburg,MS / East Mississippi CC
74	Jackson Pickett	OL	6-4	300	So.	Decatur,GA / Tucker High School
75	Juan Magee	OL	6-2	313	Sr.	Rolling Fork,MS / Heidelberg High School
77	Andre Barton, Jr.	OL	6-5	282	Jr.	Garland,TX / UTEP
79	Derrick Cooper	OL	6-4	330	Fr.	Rancho Cucamonga,CA / Rancho Cucamonga HS
80	Jamar Kaho Jr.	WR	6-4	195	Jr.	Natchez, MS / Adams County Christian/Jones CC
81	Kellon Mann	TE	6-2	200	Fr.	Louisville, MS / Louisville High School
82	Trayvone Martin	WR	5-10	175	Jr.	Alexandria, LA / Del Valle HS
83	Terrick Latham	WR	5-8	160	Jr.	Mound Bayou, MS / Coahoma CC
84	Dedrick Borden	TE	6-4	245	Sr.	Birmingham, AL / Minor High School
85	Joshua Good	WR	5-11	175	So.	Ridgeland, MS / Ridgeland HS
87	Dylan Everett	WR	5-9	160	Fr.	Madison, MS / Germantown HS
88	Deshawn Palmer	DL	6-2	310	Jr.	Cleveland, MS / Co-Lin CC/ Cleveland Central HS
91	Ejavirus Jackson	DL	6-1	305	Jr.	Scooba, MS / Miss Valley State/ Kemper County HS
92	Kaden Kenney	DL	6-1	280	Sr.	Kilgore, TX / Kilgore HS / Kilgore JC
93	Gregory Shaffer	Spec	5-11	218	So.	Bentonla, MS / Yazoo City High School
94	Franklin Rogers	Spec	6-4	220	Sr.	Union, KY / Charleston Southern
95	Lamarian Hatcher	DL	6-1	310	Jr.	Selma, AL / Tyler CC/ Harker Heights HS
97	Olajahwon Harris	DL	6-0	295	Sr.	Pascagoula, MS / Peal River CC/ Lane College
98	Kenneth Andrews	DL	6-3	285	Jr.	Clinton, MS / Co-Lin CC/ Clinton HS

NO	NAME	POS
5	Mckelton, Geoffrey	DB
13	Mckinney, Clinton	DB
1	McLaurin, Orlandus	DB
20	Minor, Traylon	RB
58	Nguyen, Jaden	OL
88	Palmer, Deshawn	DL
20	Parker, Deitron	LB
22	Patton, Decorian	DB
74	Pickett, Jackson	OL
19	Ringo, Achilles	QB
8	Roberts, Cedric	LB
67	Rogers, Cameran	OL
94	Rogers, Franklin	Spec
25	Ruffin, Elijah	DB
0	Rush, Jarvis	WR
65	Sall, Cheikh	OL
1	Sandifer, Neico	WR
27	Seals, TaRell	TE
28	Sewell, Jacorian	RB
51	Sewell, Landen	OL
93	Shaffer, Gregory	Spec
50	Sinegal Jr., Derrick	LB
28	Snow, Tyreke	DB
0	Spottsville, Gideon	DL
29	Stewart, Camren	RB
73	Taylor, Shar'Dez	OL
15	Thomas Jr, Eric	DL
59	Thompson, Ahmad	DL
11	Tolbert, Jaylon	QB
56	Towns, Jordan	OL
38	Tribble, Devin	DB
40	Walley, Christopher	DL
7	Warren, Tyran	WR
17	Washington, Andre	QB
41	Washington, S.	DB
12	Williams, Kole	TE

COACHING STAFF

Head Coach: Cedric Thomas
 Offensive Coord.: Jermaine Gales
 Defensive Coord.: Deion Roberson
 Spec. Teams Coord./Linebackers:Alvin Fosselman
 Running Backs: Ryan Busz
 Offensive Line: Trumaine Watson
 Tight Ends: Leroy Frederick
 Wide Receivers: Aaron Anguiano
 Nickles: Tavarian McCullum
 Defensive Line: Derrien Covington
 Cornerbacks: Dwayne Taylor Jr.

SUPPORT STAFF

Assoc. AD Strategic Communications: Demetrius Howse
 Assoc. AD Academics: Jivanna Smith
 Director of Football Operations: Leroy Frederick
 Quality Control (Offense/Defense): Ronald Williams
 Director of Sport Performance: Barry Grant, Jr.
 Director of Sports Medicine: Roderick Young
 Academic Advisor: Angel Brooks-Thomas
 Equipment Coordinator: Kameron January

**2025 ALCORN DEPTH CHART • GAME 10 vs Southern****OFFENSE**

LT	70	ABE DIALLO	6-6, 305, So.
	77	Andre Barton Jr.	6-5, 282, Jr.
LG	67	CAMERON ROGERS	6-4, 330, So.
	79	Derrick Cooper	6-4, 330, Fr.
C	55	TRAMEL BROWN II	6-2, 320, Gr.
	58	Jaden Nguyen	6-3, 315, Jr.
RG	62	JADEN BRYANT	6-4, 344, Jr.
	74	Jackson Pickett	6-4, 300, So.
RT	69	RASHAWN GALLASPY	6-3, 320, Gr.
	73	Shar'dez Taylor	6-4, 312, So.
WR	0	JARVIS RUSH	6-4, 185, Sr.
	13	Deablo McGee	6-2, 190, Sr.
WR	7	TYRAN WARREN	6-3, 185, Jr.
	14	Elijah Griffin	6-4, 215, Sr.
WR	3	OMARION BLAKES	5-11, 192, R-Sr.
	5	Tyler Macon	6-0, 195, Sr.
TE	84	DEDRICK BORDEN	6-4, 245, Sr.
	12	Kole Williams	6-2, 225, Gr.
QB	11	JAYLON TOLBERT	6-2, 175, Jr.
	17	Andre Washington	6-4, 215, Jr.
RB	28	JACORIAN SEWELL	5-9, 195, Gr.
	5	Reggie Davis	6-1, 205, Sr.

SPECIALISTS

PK	21	LORENZO GARCIA	5-10, 165, Sr.
KO	21	LORENZO GARCIA	5-10, 165, Sr.
P	25	DEMETRION DUVALL	5-11, 185, Gr.
	27	Kinney Dozier	6-0, 240, Sr.
LS	27	KINNEY DOZIER	6-0, 240, Sr.
	26	Kameron Brown	5-10, 190, So.
SS	93	GREGORY SHAFFER	5-11, 218, So.
	27	Kinney Dozier	6-0, 240, Sr.
HO	94	FRANKLIN ROGERS	6-4, 220, Sr.
PR	3	OMARION BLAKES	5-11, 192, R-So.
	4	Jacoby Matthews	5-10, 167, Sr.
KR	23	TYLAN CITIZEN	5-10, 190, So.
	4	Jacoby Matthews	5-10, 167, Sr.

DEFENSE

DE	0	GIDEON SPOTSVILLE	6-4, 270, Sr.
	19	Jadyn Bost	6-3, 265, Gr.
DT	92	KADEN KENNEY	6-1, 280, Sr.
	88	Deshawn Palmer	6-2, 310, Jr.
NT	98	KENNETH ANDREWS	6-3, 285, Jr.
	99	Rosco Malloy	6-1, 305, Jr.
DE	15	ERIC THOMAS JR	6-3, 245, So.
	14	Tobias Hinton	6-2, 230, So.
MIKE	3	STEMARION EDWARDS	6-0, 220, Gr.
	10	Jaharon Griffin	6-0, 225, Jr.
SAM	11	JAQUEZ DEWS	6-1, 230, Gr.
	8	Cedric Roberts	6-1, 225, So.
LCB	17	PATRICK KINCE JR	6-2, 180, Jr.
	21	Ricardo Butler	5-10, 180, Jr.
FS	25	ELIJAH RUFFIN	6-1, 190, Jr.
	6	Bakari McCall	6-1, 186, SR.
NICK	1	MARKEL MCLAURIN	5-11, 204, Gr.
	7	Brent Barnes	6-2, 195, Jr.
ROV	24	TIMOTHY JASPER	6-0, 185, Jr.
	13	Clinton McKinney	6-0, 180, So.
RCB	2	TAYVION HANEY	6-1, 180, Jr.
	4	Jakobie Anderson	5-10, 180, Fr.



Cedric Thomas

2nd Season

Cedric Thomas enters his second season as the head coach of Alcorn State Football. Thomas is the 22nd head coach in program history.

Thomas led the football program to a 6-6 record in his first season with wins over Grambling State, Texas Southern and Prairie View A&M just to name a few. The team 2024 team finished 2nd in the Southwestern Athletic Conference Western Division. The Braves finished with six student-athlete receiving All-SWAC postseason honors, including three first team selections.

A seasoned leader, Coach Thomas rejoined the Alcorn State football staff in March of 2022 as the defensive coordinator. The Cleveland, Mississippi native takes the reigns of the program after a prior stint as the defensive back coach from 2012-2015 and the defensive coordinator in 2016 and 2017.

During his previous eight seasons with the Braves, Alcorn won four straight SWAC Eastern Division titles, including back-to-back SWAC titles in 2014 and 2015, and participated in the inaugural Celebration Bowl.

Before returning to Alcorn, Thomas spent the 2021 season as the head football coach of his junior college alma mater Mississippi Delta Community College. He led the Trojans to a 5-4 season with three student athletes receiving Mississippi Association of Community Colleges Conference All-Conference awards.

Thomas spent the 2020 season as the defensive back coach at the University of Southern Mississippi after a two-year stint as the head football coach at the University of Arkansas-Pine Bluff, his undergraduate alma mater.

During his two years in Pine Bluff, Thomas helped lead the Golden Lions to a four-win improvement, as UAPB tripled their win total from two wins to six wins from 2018 to 2019. He coached 14 All-SWAC honorees, including nine first-team selections.

Thomas served as the running backs coach at the University of Tennessee-Martin in 2002 before coming to MDCC in 2003, where he also spent the 2004 season. After a two-year term at Itawamba Community College in 2005 and 2006, he returned to MDCC for the 2007-2011 seasons.

The former MDCC and UAPB standout earned an Associate of Arts degree from MDCC in 1998, a bachelor's degree in recreation in 2001 from UAPB, and a master's degree in administration from Alcorn State University in 2015.

The former East Side High School graduate is married to Kelunda, and the couple has one daughter, Loegan. Thomas also has a son, Cedric Jr.

THOMAS FILE

2002-2003	Running backs coach - UT-Martin
2003-2004	MDCC
2005-2006	Itawamba CC
2007-2011	MDCC
2012-2015	Defensive Backs Coach - Alcorn State
2016-2017	Defensive Coordinator - Alcorn State
2018-2019	Head Coach, UAPB
2020-2021	Defensive Back Coach - Southern Miss.
2021-2022	Head Coach, MDCC
2022- 2023	Defensive Coordinator - Alcorn State
2024-	Head Coach, Alcorn State

EDUCATION

Miss. Delta CC	1998 (A.A.)
UAPB	2001 (B.A., Recreation)
Alcorn State	2015 (M.S., Admin.)



HEAD COACHES BY CHRONOLOGICAL ORDER

Octavius T. Henderson (1921)
 O. A. Ross (1922–1933)
 W. Morton (1934–1935)
 A.A. Abraham (1936, 38, 41-42)
 L. Harris (1937, 1939-40)
 [No team] (1943–1944)
 J. Anderson (1945)
 Reuben Alba (1946)
 W. Felix Harris (1947)
 Dwight Fisher (1948–1956)
 W. Broadus (1957)
 E. E. Simmons (1958-1959)

Franklin Purnell (1960–1963)
 Marino Casem (1964–1985)
 Theophilus Danzy (1986–1990)
 Cardell Jones (1991–1997)
 Johnny Thomas (1998–2007)
 Ernest T. Jones (2008)
 Earnest Collins, Jr. (2009–2010)
 Melvin Spears (2011)
 Jay Hopson (2012–2015)
 Fred McNair (2016-2023)
Cedric Thomas (2024-Present)

HEAD COACHES BY WINS

1. Marino Casem, 132-65-8
 2. Dwight Fisher, 55-28-7
 3. O.A. Ross, 44-15-12
 4. Cardell Jones, 43-31-2
 5. Johnny Thomas, 34-43
 6. Jay Hopson, 32-17*
 (2012-13 vacated)
 7. Fred McNair, 30-19
 8. Theo Danzy, 26-22
 t9. A.A. Abraham, 14-8-7
 t9. Franklin Purnell, 14-20

11. L. Harris, 10-10-1
12. Cedric Thomas, 9-12
 13. Earnest Collins Jr., 8-12-1
 14. O.T. Henderson, 4-0
 15. E.E. Simmons, 3-14
 t16. Ernest T. Jones, 2-10
 t16. Melvin Spears, 2-8
 t16. W. Morton, 1-7-1
 t16. Reuben Alba, 1-8
 t16. W. Broadus, 1-8
 21. J. Anderson, 0-2

HOME VENUES

Henderson Stadium (40 years). The stadium opened in 1952 after O.T. Henderson, the first coach, with a peak capacity of 10,000. It remained the home of the Alcorn State University track & field program until 2018 when it was renamed as the Mildrette Netter-White Track & Field.

Spinks-Casem Stadium (28 years). It was constructed by architect Cooke Douglass Farr Lemons and opened in 1992. It has a playing surface of natural grass with a capacity of 22,500. The stadium is also the home of the Alcorn State soccer program. It is named after John Robert "Jack" Spinks (Aug. 15 1930 - Sept. 29, 1994) who played five seasons in the NFL. He was the first-ever Brave to play in the NFL and was drafted by the Pittsburgh Steelers in 1952.

ALL-TIME CLASSIFICATIONS

1964-1969: NAIA Division I

1965-1972: NCAA College Division

1973-1976: NCAA Division II

1977: NCAA Division I

1978-present: NCAA Division I-AA/FCS

ALL-TIME CONFERENCE MEMBERSHIP

1921-1942: Independent

1945-1962: South Central Athletic Conference (SCAC)

1962-present: Southwestern Athletic Conference (SWAC)



CHAMPIONSHIPS/POST SEASON

17 CONFERENCE CHAMPIONSHIPS

- 1947 - SCAC
- 1950 - SCAC
- 1951 - SCAC
- 1952 - SCAC
- 1968 - SWAC
- 1969 - SWAC
- 1970 - SWAC
- 1974 - SWAC
- 1976 - SWAC
- 1979 - SWAC
- 1984 - SWAC
- 1992 - SWAC
- 1994 - SWAC
- 2014 - SWAC
- 2015 - SWAC
- 2018 - SWAC
- 2019 - SWAC

FIVE BLACK COLLEGE NATIONAL CHAMPIONSHIPS


- 1968
- 1969
- 1974
- 1984
- 2014

6 DIVISION CHAMPIONSHIPS

- 2014 - SWAC East Division
- 2015 - SWAC East Division
- 2016 - SWAC East Division
- 2017 - SWAC East Division
- 2018 - SWAC East Division
- 2019 - SWAC East Division

THREE FCS PLAYOFFS & FOUR BOWL APPEARANCES


- 1968 - Orange Blossom Bowl (Win, 36-9 over Florida A&M)
- 1984 - Playoffs
- 1992 - Playoffs
- 1994 - Playoffs
- 2015 - Celebration Bowl
- 2018 - Celebration Bowl
- 2019 - Celebration Bowl




THEOPHILUS DANZY



MARINO CASEN



FRED MCNAIR



FRANKLIN FURNELL

YEAR-BY-YEAR RESULTS SINCE JOINING THE SWAC

Year	Head Coach	Overall	SWAC	Place
1962	Franklin Purnell	4-5	2-5	7th
1963	Franklin Purnell	3-7	0-7	8th
1964	Marino Casem	5-5	3-4	T-4th
1965	Marino Casem	3-5-1	2-4-1	7th
1966	Marino Casem	5-3-2	2-3-2	7th
1967	Marino Casem	4-5	3-4	T-5th
1968\$!	Marino Casem	9-1	6-1	T-1st
1969\$	Marino Casem	8-0-1	6-0-1	1st
1970	Marino Casem	8-1	6-0	1st
1971	Marino Casem	6-3	4-2	3rd
1972	Marino Casem	5-3-1	4-1-1	3rd
1973	Marino Casem	7-2-1	3-2-1	3rd
1974\$	Marino Casem	9-2	5-1	T-1st
1975	Marino Casem	6-3-1	3-3	T-4th
1976	Marino Casem	8-2	5-1	1st
1977	Marino Casem	3-8	2-4	T-4th
1978	Marino Casem	5-4-1	2-3-1	4th
1979	Marino Casem	8-2	5-1	T-1st
1980	Marino Casem	6-4	3-3	T-3rd
1981	Marino Casem	5-5	3-3	4th
1982	Marino Casem	5-6	3-3	4th
1983	Marino Casem	7-3	4-3	5th
1984\$#	Marino Casem	9-1	7-0	1st
1985	Marino Casem	7-3	5-2	3rd
1986	Theophilus Danzy	5-5	5-2	2nd
1987	Theophilus Danzy	6-3	5-2	2nd
1988	Theophilus Danzy	6-4	4-3	T-3rd
1989	Theophilus Danzy	7-3	5-2	T-2nd
1990	Theophilus Danzy	2-7	2-4	T-5th
1991	Cardell Jones	7-2	4-2-1	2nd
1992%	Cardell Jones	7-4	7-0	1st
1993	Cardell Jones	8-3	6-1	2nd
1994%	Cardell Jones	8-3-1	6-1	T-1st
1995	Cardell Jones	4-7	3-4	5th
1996	Cardell Jones	4-7	3-4	5th
1997	Cardell Jones	4-7	4-4	T-4th
1998	Johnny Thomas	5-6	3-5	T-6th
1999	Johnny Thomas	3-7	1-3	T-3rd (E)
2000	Johnny Thomas	0-11	0-5	5th (E)

**YEAR-BY-YEAR RESULTS SINCE JOINING THE SWAC**

Year	Head Coach	Overall	SWAC	Place
2001	Johnny Thomas	6-5	5-2	3rd (E)
2002	Johnny Thomas	6-5	4-4	3rd (E)
2003	Johnny Thomas	7-5	5-2	2nd (E)
2004	Johnny Thomas	7-4	4-3	3rd (E)
2005	Johnny Thomas	6-5	5-4	3rd (E)
2006	Johnny Thomas	6-5	5-4	3rd (E)
2007	Johnny Thomas	2-8	2-7	4th (E)
2008	Ernest T. Jones	2-10	2-8	4th (E)
2009	Earnest Collins Jr.	3-6-1	3-4-1	2nd (E)
2010	Earnest Collins Jr.	5-6	4-5	3rd (E)
2011	Melvin Spears	2-8	1-8	4th (E)
2012*	Jay Hopson	*4-7	4-5	5th (E)
2013*	Jay Hopson	*9-3	7-2	T-2nd (E)
2014\$	Jay Hopson	10-3	7-2	1st/1st (E)
2015^	Jay Hopson	9-4	7-2	1st/1st (E)
2016	Fred McNair	5-6	5-4	2nd/1st (E)
2017	Fred McNair	7-5	5-2	2nd/1st (E)
2018^	Fred McNair	9-4	6-1	1st/1st (E)
2019^	Fred McNair	9-4	6-1	1st/1st (E)
2020	Fred McNair			
2021	Fred McNair	6-5	5-3	2nd (W)
2022	Fred McNair	5-6	4-4	4th (W)
2023	Fred McNair	7-4	6-2	T-1st (W)
2024	Cedric Thomas	6-6	5-3	2nd (W)
2025	Cedric Thomas	3-6	2-3	

* Wins vacated by NCAA | \$ Black National Champions (Five Times)

NCAA Division I-AA Quarterfinal | ! Orange Blossom Classic

% NCAA Division I-AA Playoffs (Two Times) | ^ Celebration Bowl (Three Times)

YEAR-BY-YEAR SCHEDULES & RESULTS

1930 (O. A. Ross), 4-3

Arkansas-Pine Bluff	W, 18-12
Prairie View A&M	L, 6-24
Mississippi Industrial	W, 38-0
Southern	L, 13-33
New Orleans (LA)	W, 21-13
Tougaloo	W, 14-0
Tuskegee	L, 0-57

1931 (O. A. Ross), 1-4-2

Campbell (MS)	W, 49-12
Tougaloo	L, 7-18
Prairie View A&M	L, 0-39
Leland	T, 0-0
Jackson State	L, 6-19
LeMoyne-Owen	T, 6-6
Rust	L, 0-2

1932 (O. A. Ross), 5-1-1

Leland	W, 24-21
Okolona	W, 72-0
Jackson State	W, 19-7
Prairie View A&M	L, 0-23
Tougaloo	W, 45-0
Jackson State	W, 52-0
Rust	T, 0-0

1933 (O. A. Ross), 5-0-1

Tougaloo	W, 7-0
Leland	T, 0-0
Xavier (LA)	W, 7-0
Rust	W, 19-6
Jackson State	W, 6-0
Shorter (AR)	W, 20-6

1934 (W. Morton), 5-2-2

Okolona	W, 6-0
Tougaloo	T, 0-0
Jackson State	W, 7-6
Mississippi Industrial	W, 6-0
Leland	W, 25-0
Xavier (LA)	L, 0-12
Langston	W, 6-0
Shorter (AR)	T, 0-0
Alabama State	L, 0-6

1935 (W. Morton), 3-5

Tennessee State	L, 0-25
LeMoyne-Owen	L, 0-44
Okolona	W, 27-0
Leland	W, 25-0
Rust	W, 13-0
Alabama State	L, 0-19
Tougaloo	L, 0-6
Florida A&M	L, 0-7

1936 (A.A. Abraham), 2-1-4

Philander Smith	T, 0-0
Southern	T, 0-0
Leland	T, 0-0
Rust	L, 6-7
Tougaloo	T, 0-0
Campbell (MS)	W, 58-0
Florida A&M	W, 12-7

1937 (L.T. Harris), 5-3-1

Philander Smith	L, 0-14
Southern	L, 0-25
Shorter (AR)	W, 70-0
Mississippi Industrial	W, 13-0
Leland	W, 14-0
Rust	W, 25-0
Tougaloo	T, 0-0
Campbell (MS)	W, 33-0
Lane	L, 6-32

1938 (A.A. Abraham), 6-0-2

Philander Smith	W, 2-0
Leland	W, 12-0
Mississippi Industrial	W, 27-0
Jackson State	W, 29-0
Rust	T, 6-6
Tougaloo	T, 6-6
Campbell (MS)	W, 71-6
Alabama A&M	W, 19-6

1939 (L.T. Harris), 5-4-1

Philander Smith	W, 7-0
Leland	L, 0-22
Jackson State	T, 0-0
Mississippi Industrial	W, 22-0
Jarvis Christian	W, 6-0
Rust	W, 67-0
Tougaloo	L, 0-12
Campbell (MS)	W, 21-6
Alabama State	L, 0-6
Alabama A&M	L, 2-37

1940 (L.T. Harris), 7-3

Philander Smith	W, 16-6
Leland	W, 9-0
Mississippi Industrial	W, 34-0
Jarvis Christian	W, 6-3
Rust	W, 13-0
Tougaloo	W, 6-2
Campbell (MS)	W, 59-6
Alabama State	L, 6-26
Alabama A&M	L, 7-21
South Carolina State	L, 7-21

1941 (A.A. Abraham), 3-5-1

Arkansas-Pine Bluff	L, 0-13
Leland	L, 6-7
Jarvis Christian	W, 12-6
Tougaloo	T, 0-0
Rust	W, 21-0
Alabama A&M	L, 0-7
South Carolina State	L, 3-25
Mississippi Industrial	W, 13-7
Bishop	L, 0-9

1942 (A.A. Abraham), 3-2

Mississippi Industrial	W, 27-0
Okolona	W, 76-0
Grambling State	L, 0-27
Leland	L, 19-20
Tougaloo	W, 39-0

1945, 0-2

Alabama A&M	L, 13-14
Lane	L, 0-82

**YEAR-BY-YEAR SCHEDULES & RESULTS****1946 (Reuben Alba), 1-8**

Alabama A&M	L, 14-19
Philander Smith	L, 0-28
Jackson State	L, 0-6
LeMoyne-Owen	L, 6-38
Mississippi Industrial	L, 6-12
Rust	L, 0-2
South. Christian (MS)	W, 69-0
Grambling State	L, 0-41
Tougaloo	L, 0-31

1947 Leroy Harris), 9-1

Okolona	W, 66-0
Rust	W, 24-0
Philander Smith	W, 20-0
South. Christian (MS)	W, 75-0
Mississippi Industrial	W, 19-0
Jackson State	W, 13-0
Tougaloo	W, 7-0
Tennessee State	L, 7-66
Tillotson	W, 13-6
Leland	W, 26-7

1948 (Dwight Fisher), 6-5-1

Okolona	W, 54-0
Dunbar	W, 33-0
Tennessee State	L, 0-48
Jarvis Christian	L, 12-14
Philander Smith	L, 7-26
Mississippi Industrial	W, 19-6
Jackson State	L, 0-12
Tougaloo	W, 19-12
Rust	T, 6-6
Tillotson	L, 0-13
Leland	W, 50-0
Arkansas Baptist	W, 20-6

1949 (Dwight Fisher), 7-1-2

Campbell (MS)	W, 46-6
Jarvis Christian	W, 19-0
Philander Smith	W, 32-0
Mississippi Industrial	W, 60-0
Jackson State	W, 6-0
Tougaloo	W, 27-12
Rust	W, 45-6
Tillotson	T, 20-20
Grambling State	T, 7-7
Florida A&M	L, 7-55

1950 (Dwight Fisher), 8-2

Bishop	W, 31-14
Central State	L, 6-7
Edward Waters	W, 66-0
Philander Smith	W, 39-0
Mississippi Industrial	W, 24-6
Jackson State	W, 19-14
Tougaloo	W, 46-2
Lincoln (MO)	W, 45-6
Paul Quinn	W, 37-12
Tillotson	L, 6-7

1951 (Dwight Fisher), 8-3

Bishop	W, 44-0
Kentucky State	W, 16-6
Southern	W, 19-13
Philander Smith	W, 2-0
Mississippi Industrial	W, 32-6
Jackson State	W, 18-6
Tougaloo	W, 25-0
Lincoln (MO)	L, 14-25
Texas Southern	L, 14-19
Paul Quinn	W, 13-0
Morris Brown	L, 0-21

1952 (Dwight Fisher), 6-5

Arkansas-Pine Bluff	W, 33-13
Paul Quinn	W, 39-0
Southern	L, 6-27
Mississippi Industrial	W, 19-0
Texas College	L, 9-25
Jackson State	W, 13-0
Lincoln (MO)	L, 12-14
Texas Southern	L, 0-19
Tougaloo	W, 39-0
Grambling State	L, 13-27
Mississippi Industrial	W, 25-12

1953 (Dwight Fisher), 3-5-1

Paul Quinn	W, 21-0
Southern	L, 0-33
Mississippi Industrial	W, 19-13
Texas College	L, 0-6
Lincoln (MO)	L, 0-46
Arkansas-Pine Bluff	T, 6-6
Texas Southern	L, 6-14
Tougaloo	W, 76-0
Jackson State	L, 0-19

1954 (Dwight Fisher), 6-2-2

Miss. Vocational	W, 6-0
Grambling State	W, 26-6
Southern	L, 19-0
Miss. Industrial	W, 20-6
Texas College	W, 13-12
Lincoln	L, 14-6
Arkansas AM&N	T, 0-0
Texas Southern	T, 6-6
Tougaloo	W, 37-6
Jackson State	W, 19-13

1955 (Dwight Fisher), 5-5-1

Miss. Vocational	W, 25-12
Grambling State	L, 13-6
Southern	T, 18-18
Miss. Industrial	L, 19-13
Jackson State	L, 14-0
Texas College	W, 15-0
Lincoln	L, 14-6
Arkansas AM&N	W, 19-2
Tennessee State	L, 26-18
Tougaloo	W, 46-0
Paul Quinn	W, 10-0

1956 (Dwight Fisher) 4-6

Miss. Vocational	L, 24-0
Grambling State	L, 33-12
Southern	L, 36-13
Miss. Industrial	W, 37-10
Jackson State	L, 37-20
Wiley	W, 18-14
Paul Quinn	W, 33-21
Arkansas AM&N	L, 12-8
Tennessee State	L, 52-6
Tougaloo	W, 51-0

1957 (W. Broadus), 1-7

Mississippi Valley	L, 7-21
Grambling State	L, 0-53
Southern	L, 0-47
Mississippi Industrial	W, 18-0
Jackson State	L, 0-40
Wiley	L, 7-46
Arkansas-Pine Bluff	L, 7-13
Paul Quinn	L, 6-12

YEAR-BY-YEAR SCHEDULES & RESULTS

1958 (E.E. Simmons), 0-9

Mississippi Valley	L, 9-13
Grambling State	L, 6-48
Southern	L, 0-56
Mississippi Industrial	L, 6-8
Jackson State	L, 6-69
Wiley	L, 0-74
Arkansas-Pine Bluff	L, 6-28
Paul Quinn	L, 8-12
Rust	L, 0-20

1959 (E.E. Simmons), 3-5

Leland	W, 42-6
Rust	W, 8-6
Wiley	L, 16-6
Jackson State	L, 21-12
Miss. Industrial	L, 8-6
Mississippi Valley	W, 20-8
Arkansas AM&N	L, 39-12
Paul Quinn	L, 31-6

1960 (Franklin Purnell), 3-4-0

Arkansas AM&N	L, 34-0
Rust	W, 14-12
Wiley	L, 8-0
Jackson State	L, 26-0
Miss. Industrial	L, 19-12
Mississippi Valley	W, 8-6
Paul Quinn	W, 16-14

1961 (Franklin Purnell), 6-4

Arkansas AM&N	W, 20-18
Rust	W, 52-0
Wiley	W, 10-0
Mississippi Valley	W, 34-0
Miss. Industrial	W, 14-12
Prairie View A&M	L, 37-7
Paul Quinn	W, 20-0
Grambling State	L, 49-0
Jackson State	L, 28-20

1962 (Franklin Purnell), 4-5

(2-5 SWAC)

Rust	W, 52-0
Wiley	L, 28-7
Jackson State	L, 34-0
Texas Southern	W, 39-15
Southern	W, 21-14
Arkansas AM&N	L, 10-7
Mississippi Valley	W, 21-13
Prairie View A&M	L, 56-7
Grambling State	L, 48-7

1963 (Franklin Purnell) 3-7

(0-7 SWAC)

Miss. Industrial	W, 31-16
Grambling State	L, 40-23
Wiley	L, 10-7
Rust	W, 29-6
Jackson State	L, 22-13
Texas Southern	L, 38-22
Southern	L, 27-19
Arkansas AM&N	L, 21-10
Mississippi Valley	W, 32-18
Prairie View A&M	L, 44-20

1964 (Marino Casem), 5-5,

(3-4 SWAC)

Grambling State	L, 32-14
Wiley	W, 14-6
Rust	W, 14-6
Jackson State	W, 27-8
Texas Southern	L, 26-24
Southern	W, 21-3
Arkansas AM&N	L, 28-10
Mississippi Valley	L, 8-6
Prairie View A&M	L, 44-0
Miss. Industrial	W, 50-0

1965 (Marino Casem) 3-5-1

(2-4 SWAC)

Grambling State	L, 26-13
Jackson State	L, 21-6
Wiley	W, 27-6
Texas Southern	W, 14-6
Southern	L, 41-7
Arkansas AM&N	T, 10-10
Mississippi Valley	W, 15-14
Bishop	L, 38-14
Prairie View A&M	L, 17-14

1966 (Marino Casem), 5-3-2

(2-3-2 SWAC)

Paul Quinn	W, 70-0
Grambling State	L, 14-13
Jackson State	T, 25-25
Wiley	W, 21-2
Texas Southern	L, 16-7
Southern	T, 14-14
Arkansas AM&N	L, 34-28
Mississippi Valley	W, 34-19
Prairie View A&M	W, 19-10
Bishop	W, 52-18

1967 (Marino Casem) 5-4

(3-4 SWAC)

Paul Quinn	W, 101-0
Grambling State	L, 13-7
Jackson State	L, 7-6
Wiley	W, 69-0
Texas Southern	L, 20-12
Southern	L, 10-7
Arkansas AM&N	W, 25-8
Mississippi Valley	W, 34-0
Prairie View A&M	W, 46-0

**YEAR-BY-YEAR SCHEDULES & RESULTS****1968 (Marino Casem) 9-1-0****(6-1 SWAC)****NATIONAL BLACK CHAMPIONS**
SWAC CHAMPIONS

Grambling State	W, 28-13
Jackson State	W, 30-6
Wiley	W, 60-5
Texas Southern	L, 35-21
Southern	W, 28-14
Arkansas AM&N	W, 53-0
Mississippi Valley	W, 40-0
Prairie View A&M	W, 19-6
Kentucky State	W, 40-0
Florida A&M	W, 36-9*

*Orange Blossom Classic

1969 (Marino Casem) 8-0-1**(6-0-1 SWAC)****NATIONAL BLACK CHAMPIONS**
SWAC CHAMPIONS

Grambling State	W, 28-7
Jackson State	W, 50-8
Texas Southern	W, 13-0
Lane	W, 43-0
Southern	W, 27-23
Mississippi Valley	W, 41-14
Arkansas AM&N	T, 23-23
Prairie View A&M	W, 29-14
Kentucky State	W, 20-13

1970 (Marino Casem) 8-1-0**(6-0 SWAC)****SWAC CHAMPIONS**

Tennessee State	L, 24-14
Grambling State	W, 10-7
N.C. Central	W, 27-0
Savannah State	W, 34-6
Texas Southern	W, 44-7
Southern	W, 14-0
Mississippi Valley	W, 40-14
Prairie View A&M	W, 27-3
Jackson State	W, 30-11

1971 (Marino Casem) 6-3-0**(4-2 SWAC)**

Tennessee State	L, 18-7
Grambling State	L, 21-6
Texas Southern	W, 10-7
Lincoln	W, 55-13
Southern	W, 30-14
Bishop	W, 49-21
Prairie View A&M	W, 33-13
Mississippi Valley	W, 28-9
Jackson State	L, 35-29

1972 (Marino Casem) 5-3-1**(4-1-1 SWAC)**

Grambling State	W, 9-6
Tennessee State	L, 40-13
Texas Southern	T, 7-7
Lincoln	L, 20-14
Southern	W, 40-3
Bishop	W, 34-0
Mississippi Valley	W, 23-13
Prairie View A&M	W, 13-0
Jackson State	L, 28-14

1973 (Marino Casem) 7-2-1**(3-2-1 SWAC)**

Arkansas-Pine Bluff	W, 31-14
Grambling State	L, 22-6
N.C. Central	W, 10-8
Texas Southern	T, 14-14
Lincoln	W, 21-0
Southern	W, 6-0
Bishop	W, 45-0
Mississippi Valley	W, 44-0
Prairie View A&M	W, 44-0
Jackson State	L, 21-7

1974 (Marino Casem) 9-2-0**(5-1 SWAC)****NATIONAL BLACK CHAMPIONS****SWAC CHAMPIONS**

Arkansas-Pine Bluff	W, 24-12
Grambling State	W, 19-14
N.C. Central	W, 14-12
South Carolina St.	W, 14-0
Texas Southern	W, 37-34
Southern	W, 23-0
Bishop	W, 38-0
Mississippi Valley	W, 30-21
Prairie View A&M	W, 48-0
Jackson State	L, 13-19
UNLV	L, 22-35

1975 (Marino Casem) 6-3-1**(3-3 SWAC)**

Grambling State	L, 27-3
Delaware State	W, 33-7
N.C. Central	W, 54-7
South Carolina St.	T, 7-7
Texas Southern	W, 15-0
Southern	L, 7-3
Bishop	W, 25-0
Prairie View A&M	W, 15-0
Mississippi Valley	L, 15-6
Jackson State	W, 12-6

1976 (Marino Casem) 8-2-0**(5-1 SWAC)****SWAC CHAMPIONS**

Grambling State	W, 24-0
Angelo State	W, 22-14
N.C. Central	W, 23-7
South Carolina St.	L, 7-6
Texas Southern	W, 47-6
Bishop	W, 38-3
Mississippi Valley	W, 42-7
Prairie View A&M	L, 14-6
Southern	W, 3-0
Jackson State	W, 19-7

YEAR-BY-YEAR SCHEDULES & RESULTS

1977 (Marino Casem) 3-8-0 **(2-4 SWAC)**

Central Michigan	L, 39-7
Grambling State	L, 42-17
Alabama State	W, 15-7
Florida A&M	L, 28-7
South Carolina St.	L, 31-7
Texas Southern	L, 37-14
Southern	W, 23-0
Bishop	L, 16-21
Mississippi Valley	L, 12-10
Prairie View A&M	W, 31-12
Jackson State	L, 23-16

1978 (Marino Casem) 5-4-1 **(2-3-1 SWAC)**

Grambling State	L, 21-13
Alabama State	W, 16-12
Central Michigan	W, 24-16
South Carolina St.	L, 16-0
Texas Southern	T, 10-10
Southern	W, 16-7
Bishop	W, 36-7
Mississippi Valley	L, 15-7
Prairie View A&M	W, 28-7
Jackson State	L, 36-8

1979 (Marino Casem) 8-2-0 **(5-1 SWAC)**

SWAC CHAMPIONS

Alabama State	L, 6-5
Grambling State	L, 40-6
South Carolina St.	W, 20-9
Texas Southern	W, 9-3
Albany State	W, 21-2
Southern	W, 17-12
Bishop	W, 23-21
Mississippi Valley	W, 24-3
Prairie View A&M	W, 19-0
Jackson State	W, 9-7

1980 (Marino Casem) 6-4-0 **(3-3 SWAC)**

Alabama State	W, 14-3
Grambling	W, 29-27
South Carolina St.	L, 33-0
Texas Southern	W, 23-3
Albany State	W, 38-17
Southern	L, 15-7
Bishop	W, 26-7
Mississippi Valley	L, 29-17
Prairie View A&M	W, 38-11
Jackson State	L, 37-16

1981 (Marino Casem) 5-5-0 **(3-3 SWAC)**

Angelo State	L, 16-10
Grambling State	L, 13-10
Alabama State	L, 14-7
South Carolina St.	W, 24-20
Texas Southern	L, 24-17
Southern	W, 18-10
Bishop	W, 14-13
Mississippi Valley	W, 24-14
Prairie View A&M	W, 30-0
Jackson State	L, 13-10

1982 (Marino Casem) 5-6-0 **(3-3 SWAC)**

Alabama State	W, 21-6
Grambling State	L, 31-14
Angelo State	L, 28-9
South Carolina St.	L, 20-0
Texas Southern	W, 15-12
Northwestern State	L, 28-7
Southern	L, 17-12
Florida A&M	W, 23-13
Mississippi Valley	W, 41-34
Prairie View	W, 46-6
Jackson State	W, 20-16

1983 (Marino Casem) 7-3-0 **(4-3 SWAC)**

Grambling State	L, 28-0
Alabama State	W, 13-10
South Carolina St.	W, 18-13
Texas Southern	W, 27-13
Northwestern State	W, 24-20
Southern	L, 20-19
Florida A&M	W, 43-30
Mississippi Valley	L, 42-14
Prairie View A&M	W, 38-6
Jackson State	W, 24-17

1984 (Marino Casem) 9-1-0 **(7-0 SWAC)**

NATIONAL BLACK CHAMPIONS **SWAC CHAMPIONS**

Grambling State	W, 27-13
Alabama State	W, 52-0
South Carolina St.	W, 41-6
Texas Southern	W, 45-16
Southern	W, 44-15
Florida A&M	W, 51-14
Mississippi Valley	W, 42-28
Prairie View A&M	W, 35-12
Jackson State	W, 17-13
Louisiana Tech	L, 44-21

1985 (Marino Casem) 7-3-0 **(5-2 SWAC)**

Grambling State	L, 30-20
Alabama State	W, 30-14
Stephen F. Austin	L, 42-12
South Carolina St.	W, 39-24
Texas Southern	W, 36-13
Southern	W, 23-13
Florida A&M	W, 28-7
Mississippi Valley	W, 35-28
Prairie View A&M	W, 41-17
Jackson State	L, 31-20

**YEAR-BY-YEAR SCHEDULES & RESULTS****1986 (Theo Danzy) 5-5-0****(5-2 SWAC)**

Stephen F. Austin	L, 28-14
Grambling State	L, 19-17
Alabama State	W, 24-17
South Carolina St.	L, 20-10
Texas Southern	W, 35-33
Florida A&M	L, 33-30
Southern	W, 14-13
Mississippi Valley	W, 17-13
Prairie View A&M	W, 35-20
Jackson State	L, 23-17

1987 (Theo Danzy) 6-3-0**(5-2 SWAC)**

Grambling State	W, 28-24
Alabama State	L, 17-9
Nicholls State	L, 14-3
Texas Southern	W, 24-21
Southern	W, 19-17
Florida A&M	W, 17-15
Mississippi Valley	W, 21-13
Prairie View A&M	W, 20-19
Jackson State	L, 19-10

1988 (Theo Danzy) 6-4-0**(4-3 SWAC)**

Grambling State	L, 27-13
Alabama State	L, 29-6
Abilene Christian	W, 34-13
Middle Tenn. St.	W, 28-7
Texas Southern	W, 28-7
Lamar	L, 35-6
Southern	W, 27-7
Mississippi Valley	W, 24-3
Prairie View A&M	W, 26-7
Jackson State	L, 7-0

1989 (Theo Danzy) 7-3-0**(5-2 SWAC)**

Grambling State	L, 35-30
Alabama State	W, 27-13
Abilene Christian	W, 31-21
Texas Southern	W, 40-15
Lamar	W, 32-16
Southern	W, 27-10
SW Missouri State	L, 59-19
Mississippi Valley	W, 39-6
Prairie View A&M	W, 56-7
Jackson State	L, 23-20

1990 (Theo Danzy) 2-7**(2-4 SWAC)**

Grambling State	L, 42-13
North Texas	L, 20-7
Alabama State	L, 41-3
Arkansas-Pine Bluff	L, 25-7
Texas Southern	W, 31-26
SW Missouri State	L, 38-0
Southern	W, 24-14
Mississippi Valley	L, 24-23
Jackson State	L, 28-20

1991 (Cardell Jones) 7-2-1**(4-2-1 SWAC)**

Grambling State	W, 27-22
Alabama A&M	W, 38-10
Alabama State	L, 18-13
Hampton	W, 67-14
Howard	W, 46-27
Texas Southern	L, 26-7
Prairie View A&M	W, 61-0
Southern	W, 52-27
Mississippi Valley	T, 28-28
Jackson State	W, 18-16

1992 (Cardell Jones) 7-4-0**(7-0 SWAC)****SWAC CHAMPIONS**

Grambling State	W, 35-33
Alabama State	W, 32-7
Howard	L, 48-42
Sam Houston	L, 28-27
Texas Southern	W, 46-36
Prairie View A&M	W, 63-0
Southern	W, 35-13
Jacksonville State	L, 59-45
Mississippi Valley	W, 31-0
Jackson State	W, 42-35
Louisiana-Monroe	L, 78-27

1993 (Cardell Jones) 8-3-0**(6-1 SWAC)**

Grambling State	W, 25-24
Texas Southern	W, 44-41
Alabama State	W, 28-25
Howard	L, 38-36
Sam Houston	W, 31-24
Prairie View A&M	W, 31-10
Southern	L, 47-31
Jacksonville State	W, 41-36
Mississippi Valley	W, 28-20
Troy	L, 63-21
Jackson State	w, 31-22

1994 (Cardell Jones) 8-3-1**(6-1 SWAC)****SWAC CHAMPIONS**

Grambling State	L, 61-58
Tenn.-Chattanooga	W, 54-28
Alabama State	W, 39-7
Sam Houston	L, 48-23
Mississippi Valley	W, 29-24
Texas Southern	W, 28-21
Prairie View A&M	W, 69-14
Southern	W, 41-37
Samford	T, 45-45
Troy	W, 47-44
Jackson State	W, 52-34
Youngstown State	L, 63-20

YEAR-BY-YEAR SCHEDULES & RESULTS

1995 (Cardell Jones) 4-6-1 (3-3-1 SWAC)

Grambling State	L, 39-17
Sam Houston	L, 44-7
Alabama State	T, 20-20
Texas Southern	W, 21-10
Arkansas-Pine Bluff	W, 44-28
Howard	L, 21-17
Prairie View A&M	W, 13-2
Southern	L, 61-51
Samford	L, 20-9
Mississippi Valley	W, 38-27
Jackson State	L, 28-7

1998 (Johnny Thomas) 5-6 (3-5 SWAC)

Grambling State	L, 11-0
Virginia State	W, 30-24
Alabama State	L, 41-21
Arkansas-Pine Bluff	L, 27-18
Morehouse	W, 27-13
Prairie View A&M	W, 45-36
Texas Southern	W, 21-14
Southern	L, 29-28
Mississippi Valley	W, 22-19
Alabama A&M	L, 21-12
Jackson State	L, 56-26

2001 (Johnny Thomas) 6-5 (5-2 SWAC)

Grambling State	L, 37-22
Alabama State	W, 20-17
McNeese State	L, 54-14
Fort Valley State	L, 31-16
Samford	W, 17-7
Prairie View A&M	W, 48-20
Cal Poly State	L, 21-12
Mississippi Valley	W, 35-28
Alabama A&M	W, 40-35
Jackson State	L, 52-28
Arkansas-Pine Bluff	W, 17-10

1996 (Cardell Jones) 4-7 (3-4 SWAC)

Troy	L, 61-7
Grambling State	W, 31-6
Western Illinois	L, 34-17
Alabama State	W, 31-7
Samford	L, 14-13
Arkansas-Pine Bluff	W, 19-2
Prairie View A&M	W, 24-0
Texas Southern	L, 28-27
Southern	L, 21-14
Mississippi Valley	L, 16-6
Jackson State	L, 27-17

1999 (Johnny Thomas) 3-7 (1-3 SWAC)

Grambling State	L, 41-25
Alabama State	W, 38-27
Arkansas-Pine Bluff	L, 33-17
Morehouse	W, 41-27
Prairie View A&M	W, 61-0
Texas Southern	L, 23-21
Southern	L, 28-6
Mississippi Valley	L, 30-26
Alabama A&M	L, 35-26
Jackson State	L, 58-6

2002 (Johnny Thomas) 6-5 (3-4 SWAC)

Arkansas-Pine Bluff	W, 34-24
Grambling State	L, 41-35
Hampton	W, 27-23
Alabama State	W, 48-37
Fort Valley State	W, 10-7
Prairie View A&M	W, 33-13
Samford	L, 34-25
Southern	W, 22-20
Mississippi Valley	L, 23-6
Alabama A&M	L, 27-20
Jackson State	L, 34-20

1997 (Cardell Jones) 4-7 (4-4 SWAC)

Troy	L, 30-0
Grambling State	W, 44-20
Western Illinois	L, 31-17
Alabama State	W, 20-7
Samford	L, 21-16
Arkansas-Pine Bluff	L, 20-10
Prairie View A&M	W, 24-9
Texas Southern	L, 10-7
Southern	L, 25-16
Mississippi Valley	W, 23-18
Jackson State	L, 54-15

2000 (Johnny Thomas) 0-11 (0-7 SWAC)

Grambling State	L, 29-6
Alabama State	L, 35-2
Fort Valley State	L, 20-17
McNeese State	L, 41-12
Arkansas-Pine Bluff	L, 32-10
Prairie View A&M	L, 25-22
Texas Southern	L, 16-13
Southern	L, 30-14
Mississippi Valley	L, 12-3
Alabama A&M	L, 27-20
Jackson State	L, 30-14

2003 (Johnny Thomas) 7-5 (5-2 SWAC)

Arkansas-Pine Bluff	W, 37-10
Grambling State	L, 40-28
Alabama State	L, 49-28
Stephen F. Austin	L, 60-7
Fort Valley State	L, 31-20
Prairie View A&M	W, 66-0
Texas Southern	L, 23-20
Southern	W, 36-34
SE Louisiana	W, 27-24
Mississippi Valley	W, 23-7
Alabama A&M	W, 20-15
Jackson State	W, 49-25

**YEAR-BY-YEAR SCHEDULES & RESULTS****2004 (Johnny Thomas) 7-4**
(5-3 SWAC)

Grambling State	W, 34-28
North Carolina A&T	W, 16-13
Howard	L, 17-10
Alabama State	L, 41-8
Prairie View A&M	W, 26-15
Texas Southern	W, 30-0
Southern	L, 23-20
SE Louisiana	W, 33-27
Mississippi Valley	W, 31-30
Alabama A&M	L, 27-21
Jackson State	W, 16-14

2005 (Johnny Thomas) 6-5
(5-4 SWAC)

SE Louisiana	L, 48-21
Langston	W, 24-7
Alabama State	L, 38-3
Arkansas-Pine Bluff	L, 17-7
Prairie View A&M	W, 22-10
Texas Southern	W, 29-22
Southern	W, 38-16
Mississippi Valley	W, 38-36
Alabama A&M	L, 28-21
Jackson State	W, 31-14
Grambling State	L, 46-19

2006 (Johnny Thomas) 6-5
(5-4 SWAC)

UL Monroe	L, 24-6
Arkansas-Pine Bluff	L, 42-14
Alabama State	L, 33-28
Morehouse	W, 23-6
Prairie View A&M	W, 17-14
Texas Southern	W, 45-23
Southern	W, 26-10
Mississippi Valley	L, 28-25
Alabama A&M	L, 35-26
Jackson State	W, 32-31
Grambling State	W, 21-14

2007 (Johnny Thomas) 2-8
(2-7 SWAC)

Grambling State	L, 31-10
Arkansas-Pine Bluff	L, 21-3
UAB	L, 22-0
Alabama State	L, 28-25
Prairie View A&M	L, 17-7
Texas Southern	W, 22-20
Southern	L, 14-10
Mississippi Valley	W, 17-14
Alabama A&M	L, 24-20
Jackson State	L, 31-19

2008 (Ernest T. Jones) 2-10
(2-8 SWAC)

SE Louisiana	L, 34-28
Grambling State	L, 29-0
Troy	L, 65-0
Arkansas-Pine Bluff	W, 13-3
Southern	L, 15-12
New Mexico State	L, 45-10
Mississippi Valley	W, 35-21
Alabama A&M	L, 20-13
Texas Southern	L, 30-29
Alabama State	L, 24-17
Prairie View A&M	L, 37-3
Jackson State	L, 26-21

2009 (Earnest Collins) 3-6-1
3-4-1 (SWAC)

Southern Mississippi	L, 52-0
Central Michigan	L, 48-0
Southern	L, 48-42
Arkansas-Pine Bluff	Tied*
Mississippi Valley	W, 32-10
Alabama A&M	W, 34-16
Alabama State	L, 24-17
Texas Southern	L, 51-21
Prairie View A&M	L, 34-14
Jackson State	W, 14-7

*game called off in the first quarter

2010 (Earnest Collins) 5-6
(4-5 SWAC)

Langston	W, 50-27
Mississippi Valley	W, 27-9
Alabama State	W, 41-21
Mississippi State	L, 49-16
Texas Southern	L, 30-20
Grambling State	L, 38-28
Arkansas-Pine Bluff	L, 39-35
Southern	W, 27-20
Alabama A&M	W, 41-24
Prairie View A&M	L, 35-27
Jackson State	L, 27-14

2011 (Melvin Spears) 2-8
(1-8 SWAC)

Grambling State	L, 21-14
Arkansas-Pine Bluff	L, 27-20
Mississippi Valley	W, 39-14
Texas Southern	L, 14-7
Alabama State	L, 31-23
Concordia Col.	W, 58-16
Southern	L, 30-14
Alabama A&M	L, 28-14
Prairie View A&M	L, 40-14
Jackson State	L, 51-7

***2012 (Jay Hopson) 4-7**
(4-5 SWAC)

Grambling State	W, 22-21
JMU	L, 42-3
Arkansas-Pine Bluff	L, 24-6
Arkansas State	L, 56-0
Alabama State	L, 54-14
Southern	W, 20-17
Alabama A&M	W, 21-20
Prairie View A&M	L, 52-37
Mississippi Valley	L, 33-9
Texas Southern	W, 34-24
Jackson State	L, 37-11

YEAR-BY-YEAR SCHEDULES & RESULTS

*2013 (Jay Hopson) 9-3

(7-2 SWAC)

Edward Waters	W, 63-12
Mississippi State	L, 51-7
Mississippi Valley	W, 35-28
Arkansas-Pine Bluff	W, 21-16
Alabama State	L, 49-30
Warner State	W, 57-0
Grambling State	W, 48-0
Texas Southern	W, 20-13
Southern	W, 44-38
Alabama A&M	L, 19-18
Prairie View A&M	W, 50-35
Jackson State	W, 48-33

*wins vacated by
NCAA in 2012 & 2013

2014 (Jay Hopson) 10-3

(7-2 SWAC) NATIONAL BLACK

CHAMPIONS

SWAC CHAMPIONS

SWAC EAST DIVISION

CHAMPIONS

Va. Lynchburg	W, 55-7
Southern Mississippi	L, 26-20
Louisiana College	W, 52-10
Mississippi Valley	W, 52-9
Southern	W, 56-16
Alabama State	W, 33-7
Grambling State	L, 28-21
Texas Southern	W, 40-25
Prairie View A&M	W, 77-48
Alabama A&M	W, 41-14
Arkansas-Pine Bluff	W, 56-6
Jackson State	L, 34-31
Southern	W, 38-24

2015 (Jay Hopson) 9-4 (7-2 SWAC)

SWAC CHAMPIONS

SWAC EAST DIVISION

CHAMPIONS

Georgia Tech	L, 69-6
Alabama State	W, 31-14
Mississippi Valley	W, 55-14
Concordia Col.	W, 40-7
Arkansas-Pine Bluff	W, 61-14
Grambling State	L, 35-34
Southern	W, 48-7
Prairie View A&M	L, 40-34
Texas Southern	W, 65-13
Alabama A&M	W, 44-10
Jackson State	W, 14-10
Grambling State	W, 49-21
North Carolina A&T	L, 41-34*

*Air Force Reserve Celebration Bowl

2016 (Fred McNair) 5-6

(5-4 SWAC)

SWAC EAST DIVISION

CHAMPIONS

Bethune-Cookman	13-7 *
Alabama State	W, 21-18
Arkansas-Pine Bluff	L, 45-43
Grambling State	L, 43-18
#20 Arkansas	L, 52-10
Alabama A&M	W, 42-19
Texas Southern	W, 23-20
Southern	L, 41-33
Prairie View A&M	L, 31-27
Mississippi Valley	W, 61-7
Jackson State	W, 35-16
Grambling State	L, 27-20

*Alcorn led 13-7 in the second
quarter when the game was called
due to lightning

2017 (Fred McNair) 7-5

(5-2 SWAC)

SWAC EAST DIVISION

CHAMPIONS

Miles College	W, 50-21
FIU	L, 17-10
McNeese State	L, 34-27
Southern	W, 48-31
Texas Southern	W, 24-17
Alabama State	W, 24-10
Prairie View A&M	W, 34-21
Grambling State	L, 41-14
Alabama A&M	W, 47-22
Mississippi Valley	W, 59-0
Jackson State	L, 7-3
Grambling State	L, 40-32

2018 (Fred McNair) 9-4

(6-1 SWAC)

SWAC CHAMPIONS

SWAC EAST DIVISION

CHAMPIONS

Georgia Tech	L, 41-0
Louisiana College	W, 78-0
Texas Southern	W, 27-15
Mississippi Valley	W, 56-20
Southern	W, 20-3
Alabama State	L, 28-25
Alabama A&M	W, 35-26
Grambling	W, 33-26
Prairie View A&M	W, 27-13
New Mexico State	L, 52-42
Jackson State	W, 24-3
Southern	W, 37-28
North Carolina A&T	L, 24-22*

*Air Force Reserve Celebration Bowl



YEAR-BY-YEAR SCHEDULES & RESULTS

2019 (Fred McNair) 9-4

(6-1 SWAC)

SWAC CHAMPIONS

SWAC EAST DIVISION

CHAMPIONS

Southern Miss	L, 38-10
Mississippi College	W, 45-7
McNeese State	L, 17-14
Prairie View A&M	W, 45-41
Mississippi Valley	W, 45-19
Alabama State	W, 35-7
Savannah State	W, 42-17
Southern	W, 27-13
Grambling State	L, 19-16 (OT)
Alabama A&M	W, 34-28
Jackson State	W, 41-6
Southern	W, 39-24
North Carolina A&T	L, 64-44*

*Celebration Bowl

2021 (Fred McNair) 6-5

(5-3 SWAC)

North Carolina Cent.	L, 23-14
Northwestern State	W, 13-10
South Alabama	L, 28-21
Arkansas-Pine Bluff	W, 39-38
Grambling State	W, 24-20
Mississippi Valley	W, 24-12
Texas Southern	W, 44-27
Southern	L, 38-35
Bethune-Cookman	L, 35-31
Prairie View A&M	W, 31-29
Jackson State	L, 24-10

2022 (Fred McNair) 5-6

(4-4 SWAC)

Stephen F. Austin	L, 31-27
Tulane	L, 52-0
McNeese State	W, 30-19
Arkansas-Pine Bluff	W, 38-21
Mississippi Valley	W, 30-7
Southern	L, 21-17
Texas Southern	L, 34-27
Grambling State	L, 35-6
Prairie View A&M	W, 23-16 OT
Bethune-Cookman	W, 17-14
Jackson State	L, 24-13

2023 (Fred McNair) 7-4

(6-2 SWAC)

Southern Mississippi	L, 40-14
Stephen F. Austin	L, 38-10
McNeese State	W, 17-3
Prairie View A&M	L, 23-20
Alabama State	W, 23-20
Grambling State	W, 25-24
Arkansas-Pine Bluff	W, 31-7
Mississippi Valley	W, 24-3
Southern	W, 44-21
Texas Southern	L, 44-10
Jackson State	W, 28-24

2024 (Cedric Thomas) 6-6

(5-3 SWAC)

UAB	L, 41-3
Vanderbilt	L, 55-0
Edward Waters	W, 38-7
McNeese State	L, 42-14
Mississippi Valley	W, 42-21
Arkansas-Pine Bluff	W, 38-28
Grambling State	W, 17-15
Southern	L, 24-14
Alabama State	L, 21-17
Texas Southern	W, 42-21
Prairie View A&M	W, 26-13
Jackson State	L, 48-10

2025 (Cedric Thomas) 3-6

(2-3 SWAC)

Northwestern State	L, 10-21
Alabama A&M	L, 31-41
Mississippi State	L, 0-63
Arkansas-Pine Bluff	L, 20-24
Prairie View A&M	L, 12-13
Lincoln (CA)	W, 42-0
Florida A&M	L, 28-33
Mississippi Valley	W, 32-10
Texas Southern	W, 33-14
Southern	
Grambling State	
Jackson State	

ALL-TIME SERIES RECORDS (AS OF 1946)

Opponent	Wins	Losses	Ties	PtsFor	PtsAgst	Diff.
Abilene Christian	2	0	0	65	34	31
Alabama A&M*	12	13	0	700	583	117
Alabama State*	25	20	0	1023	954	69
Albany State	2	0	0	59	19	40
Angelo State	1	2	0	41	58	-17
Arkansas	0	1	0	10	52	42
Arkansas Baptist	1	0	0	20	6	14
Arkansas-Pine Bluff*20	22	22	3	929	833	96
Arkansas State	0	1	0	0	56	-56
Bethune-Cookman* 1	1	1	0	48	49	1
Bishop	13	2	0	485	163	322
Cal Poly State	0	1	0	12	21	-9
Campbell	1	0	0	46	6	40
Central Louisiana	2	0	0	120	0	120
Central Michigan	1	2	0	31	103	-72
Chattanooga	1	0	0	54	28	26
Concordia College	2	0	0	98	23	75
Delaware State	1	0	0	33	7	26
Dunbar	1	0	0	33	0	33
Edward Waters	3	0	0	161	19	142
Fort Valley State	1	3	0	63	89	-26
Florida A&M*	6	4	0	270	242	28
Florida International	0	1	0	10	17	-7
Georgia Tech	0	2	0	6	110	-104
Grambling State*	24	48	1	1375	1930	-555
Hampton	2	0	0	94	37	57
Howard	1	4	0	151	151	0
Jackson State*	38	48	2	1359	1789	-430
Jacksonville State	1	1	0	86	95	-9
James Madison	0	1	0	3	42	-39
Jarvis	1	0	0	31	14	17
Kentucky State	3	1	0	76	22	54
Lamar	1	1	0	38	51	-13
Lane	1	0	0	43	0	43
Langston	2	0	0	74	34	40
Leland	2	0	0	76	7	69
Lemoyne Owen	0	1	0	6	38	-32
Lincoln	3	6	0	173	153	20
Louisiana College	2	0	0	130	10	120
Louisiana-Monroe	0	2	0	33	102	-69
Louisiana Tech	0	1	0	21	44	-23
Lynchburg	1	0	0	55	7	48
McNeese State	2	5	0	124	207	-83
Middle Tenn. State	1	0	0	21	19	2
Miles College	1	0	0	50	21	29
Mississippi College	1	0	0	45	7	38
Mississippi Industrial	12	4	0	381	156	225

**YEAR-BY-YEAR SCHEDULES & RESULTS**

Opponent	Wins	Losses	Ties	PtsFor	PtsAgst	Diff.
Mississippi State	0	3	0	23	163	-140
Mississippi Valley*	51	15	1	1883	1047	836
Mississippi Vocational 2		1	0	31	36	-5
Morehouse	3	0	0	91	46	45
Morris Brown	0	1	0	0	21	-21
N.C. A&T	1	3	0	116	142	-26
N.C. Central	5	2	0	142	67	75
New Mexico State	0	2	0	52	97	-45
Nicholls State	0	1	0	3	14	-11
North Texas	0	1	0	7	20	-13
Northwestern State	2	2	0	54	78	-24
Paul Quinn	10	1	0	351	59	292
Philander Smith	4	2	0	99	54	45
Prairie View A&M*	46	17	0	1858	1143	713
Rust College	7	2	1	198	70	128
Samford	1	4	1	125	141	-16
Sam Houston	1	3	0	88	144	-56
Savannah State	2	0	0	83	30	53
South Alabama	0	1	0	21	28	7
South Carolina State	6	6	0	217	192	25
Southeastern LA	2	2	0	109	133	-24
Southern*	41	30	2	1670	1501	169
Southern Christian	2	0	0	144	0	0
Southern Miss	0	4	0	44	156	-112
Stephen F. Austin	0	5	0	70	199	-129
SW Missouri State	0	2	0	19	97	-78
Tennessee State	0	7	0	65	274	-209
Texas College	2	2	0	37	43	-6
Texas Southern*	38	20	4	1564	1226	338
Tilloston	1	2	1	39	46	-7
Tougaloo	9	1	0	322	63	259
Troy	1	4	0	75	263	-188
Tulane	0	1	0	0	52	52
UAB	0	2	0	3	63	-60
UNLV	0	1	0	22	35	-13
Vanderbilt	0	1	0	0	55	-55
Virginia State	1	0	0	30	24	6
Warner	1	0	0	57	0	57
Western Illinois	0	2	0	34	65	-31
Wiberforce	0	1	0	6	7	-1
Wiley	7	4	0	233	168	65
Youngstown St.	0	1	0	20	63	-43

***SWAC Members**

NATIONAL AWARD WINNERS

Walter Payton Award Winner

(Top I-AA Player)
1994, Steve McNair, QB

Eddie Robinson Trophy Winner

(Top HBCU Player)
1994, Steve McNair, QB

1994 Heisman Trophy Voting

1. Rashaan Salaam, RB Colorado
1st-400 2nd-299 3rd-83
2. Ki-Jana Carter, RB, Penn State
1st-115 2nd-205 3rd-146
3. Steve McNair, QB, Alcorn
1st-101 2nd-85 3rd-152
4. Kerry Collins, QB, Penn State
1st-101 2nd-117 3rd-102
5. Jay Barker, QB, Alabama
1st-36 2nd-58 3rd-71

NAIA First-Team All-Americans

1968 David Hadley, DB
1969 David Hadley, DB
1971 Alex Price, DT
1972 Alex Price, DT
1975 Lawrence Pillars, DL
1976 Augusta Lee, RB
Kenneth Williams, LB
Larry Warren, DT
Johnny Thomas, LB
1980 Wil Authur Jackson, DL

NCAA First-Team All-Americans

1969 David Hadley, DB
1970 Fred Carter, DT
1971 Harry Gooden, LB
1973 Leonard Fairley, DB
1974 Jerry Dismuke, OG
1975 Lawrence Pillars, DE
1976 Augusta Lee, RB
Larry Warren, DT
1979 Leslie Frazier, DB
1984 Ike Holt, DB
1993 Goree White, KR
1994 Steve McNair, QB
1999 Chad Slaughter, OL
2003 Tyrone Parsons, DB
2006 Nate Hughes, PR

AFCA First-Team All-Americans

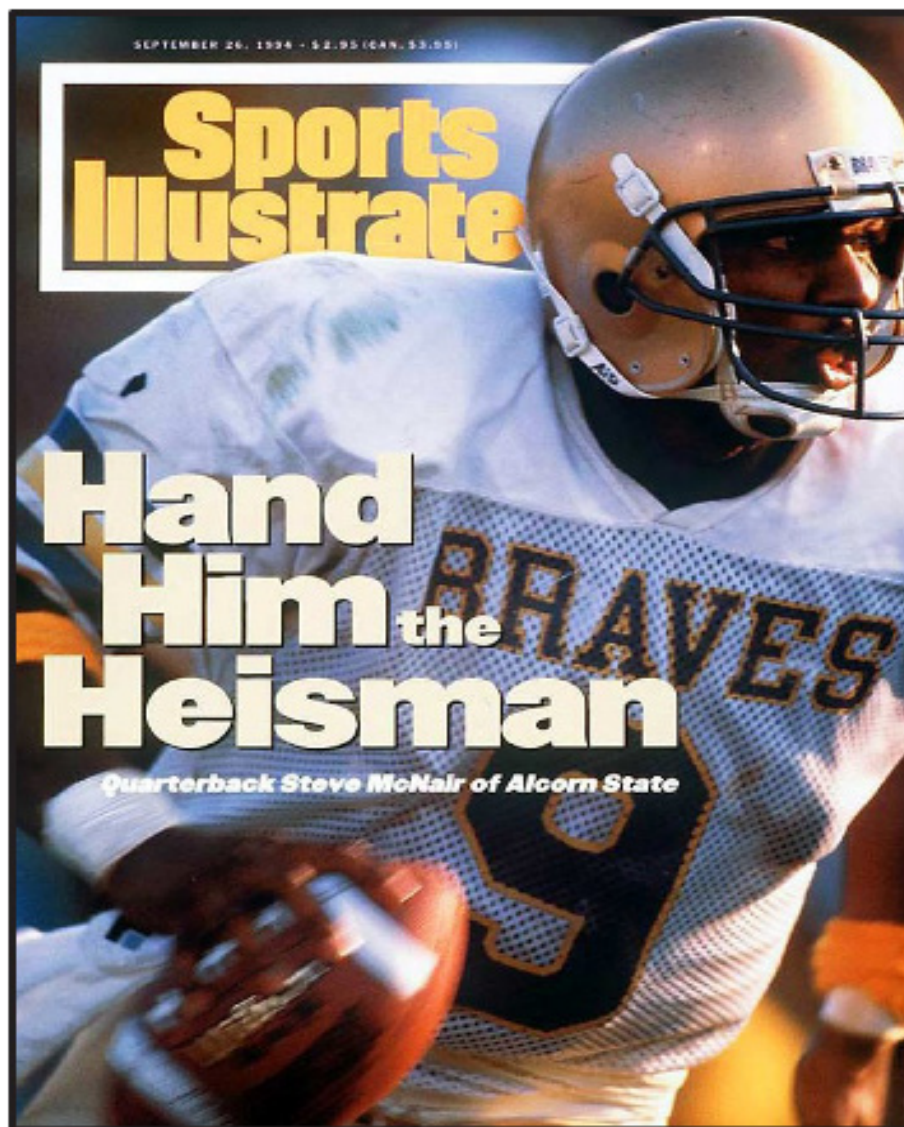
1969 David Hadley, DB
1974 Jerry Dismuke, OG
1976 Larry Warren, DT
1979 Leslie Frazier, DB
1984 Ike Holt, DB
1994 Steve McNair, QB
1999 Chad Slaughter, OT

HBCU First-Team All-Americans

(BOXTOROW since 2014)

2014 John Gibbs Jr., QB
2014 Isaac Sampson, OL
2014 Jordan Payne, TE
2014 Jay Hopson
(Coach of the Year)
2015 Jordan Payne, TE
2016 Darien Anderson, LB

2017 Kenyon Brantley, OL
2017 Timothy Gardner, OL
2018 De'Shawn Waller, RB
2018 Chris McCrea, OL
2018 Kevin Hall, OL
2018 Mustaffa Ibrahim, OL
2018 Qwynnterrio Cole, DB
2018 Terry Whittington, DL
2019 Michael Ajumobi, OL
2019 Qwynnterrio Cole, DB
2019 Felix Harper, QB
2019 Solomon Muhammad, LB






SWAC AWARD WINNERS

Offensive Player of the Year

- 2019, Felix Harper, QB
- 2018, Noah Johnson, QB
- 2014, John Gibbs Jr., QB
- 2013, Arnold Walker, RB
- 1994, Steve McNair, QB
- 1993, Steve McNair, QB
- 1992, Steve McNair, QB
- 1991, Steve McNair, QB
- 1976, Augusta Lee, RB
- 1973, Dennis Thomas, C



Defensive Player of the Year

- 1976, Larry Warren, DT
- 1973, Larry Cameron, LB



Newcomer of the Year

- 2018, De'Shawn Waller, RB
- 2015, Marquis Warford, WR
- 2001, Donald Carrie, QB
- 1998, Damion Ford, QB
- 1995, Ahndre Patterson, TE
- 1992, Marcus Hinton, WR
- 1991, Harry Brown, RB
- 1984, Milton Barney, WR



Freshman of the Year

- 1993, Goree White, RS
- 1991, Steve McNair, QB



Coach of the Year

- 2019, Fred McNair
- 2018, Fred McNair
- 1992, Cardell Jones
- 1984, Marino Casem
- 1979, Marino Casem
- 1976, Marino Casem
- 1974, Marino Casem
- 1973, Marino Casem
- 1970, Marino Casem
- 1968, Marino Casem

HISTORY OF ALCORN STATE FOOTBALL

As African American players began to play a greater role in their team's success, professional football scouts like Lloyd "Judge" Wells with the Chiefs and Bill Nunn with the Steelers literally mined the Historically Black Colleges, bringing the signatures of some of the game's greatest players to their respective teams. Wells success earned the AFL the reputation of having given black players what was perhaps their first fair chance to enter professional football. As more black players earned star status, the football public noted that there were in fact numerous Historically Black Colleges with very good teams and very good players.

Alcorn Agricultural & Mechanical College in Lorman, Mississippi, renamed Alcorn State and granted full university status in 1974 was one of these and they were usually quite competitive. Though fielding teams since 1922, it was the Braves entry to the Southwest Athletic Conference in 1962 that brought it onto a larger national stage. However, it wasn't until Marino Casem took the reins as head coach in 1964 that the Braves made a splash that brought true national recognition. Casem, a member of the College Football Hall Of Fame, came to Alcorn after one season as head coach at Alabama State and remained in Lorman through the 1985 season. In those twenty-two years he earned the nickname "The Godfather Of The SWAC" which was eventually shortened to "The Godfather."

His impressive record included four Black College National Championships, seven Conference crowns, and an undefeated 1984 squad that was ranked number one in the nation at the Division 1-AA level. Famous for his enthusiasm, flamboyance, and oft-repeated quote, "On the East Coast, football is a cultural experience. In the Midwest, it's a form of cannibalism. On the West Coast, it's a tourist attraction. And in the South, football is a religion, and Saturday is the holy day," it is sometimes forgotten that his X's and O's knowledge made him a multiple time finalist and winner of the National Black College Coach Of The Year Award.

The **Alcorn State Braves** (originally Alcorn A&M) are a NCAA Division I college athletic program that has existed since 1871. The school is located in Lorman, Mississippi. From the program's birth, until 1935, football dompted as an independent. From 1935-1962, the Braves competed in the South Central Athletic Conference, where they won six conference championships.

Since 1962, Alcorn State has competed as a Southwestern Athletic Conference (SWAC) member. They have won 13 SWAC (nine outright), including three consecutive SWAC Football Championships from 2013-2015, as well as five Black College National Championships. Alcorn State has seen 22 head football coaches over its history. They are currently coached by Cedric Thomas. The Braves play their home games at Jack Spinks-Marino Casem Stadium in Lorman. The Alcorn State Braves take on the Jackson State Tigers in the Soul Bowl. The rivalry was previously named the Capital City Classic, but Alcorn ended the Classic in 2012 so that it could be brought to Lorman.



HISTORY OF ALCORN STATE FOOTBALL

The Alcorn State Braves football team is one of the most successful programs within their conference and across all NCAA Division I teams. In addition to winning three consecutive SWAC titles, they have also had several players go on to play at both professional and collegiate levels after leaving Alcorn State. Some notable former alumni include NFL Hall of Fame quarterback Steve McNair, Super Bowl champion offensive tackle Terrence Cody, All-Pro wide receiver Chad Johnson, Pro Bowl running back James Davis, and many others who enjoyed great success in professional sports leagues worldwide.

THE NICKNAME

Braves - For sports fans, Alcorn State University is a well-known powerhouse in the NCAA. The Braves have consistently been one of the top programs in their division and have won multiple championships over the years. But did you know that there's an interesting story behind their nickname?

The Alcorn State Braves were named after a famous battle between two Native American tribes --the Choctaw and Chickasaw--in 1813. According to legend, Chief Pushmataha of the Choctaw tribe declared himself "Chief of all Chiefs" during this battle, which earned him his title of "The Brave Warrior" or simply "Braves." Alcorn State eventually adopted this moniker when they decided to become part of Division I athletics in 1954.

In addition to being named for this legendary chief warrior, it's said that some members from both tribes fought alongside each other during this historic battle—a symbol of unity among rival nations even today at Alcorn State University! As such, many students proudly wear apparel featuring both

tribal symbols on campus as a sign of respect for those who sacrificed so much before them.

It's no wonder many people are proud supporters and alumni of such an impressive institution like Alcorn State! With its rich history rooted deeply within Native American culture and its winning tradition on the field--it truly makes sense why they're referred to affectionately as "The Braves."

In 2004, due to the changing sensitivity surrounding the use of Native American characters, the use of the Brave logo was dropped and replaced with an "A". The University decided to keep the Braves nickname.



THE LOGO



Alcorn State Braves Logo
2017 - Present

A purple letter "A" with gold trim and a wordmark "ALCORN" written in the middle of the letter "A" in gold with highlights.

THE LOGO

The Alcorn State Braves' primary logo has a long and rich history that dates back to the late 19th century. The iconic "A" with crossed tomahawks was first used in 1894 when the school was founded as Oakland College. It represented both the college's initials and its mascot at that time—the Braves of Alcorn County, Mississippi. Over time, this logo has come to represent not only athletic excellence but also academic achievement and community pride for those affiliated with Alcorn State University (ASU).

Since its inception in 1894, ASU's primary logo has undergone several changes over the years; however, it still retains much of its original design elements from more than a century ago. In 1975, it underwent one of its most significant updates when an orange outline was added around each side of "A" which made it stand out even further against other logos within NCAA sports teams across America. This update coincided with ASU joining Division I-AA football competition within NCAA athletics during this same year as well—which helped solidify their place amongst some elite collegiate programs nationwide!

Today, after more than 125 years since being established by former slaves who sought higher education opportunities for African Americans living throughout Mississippi during the Reconstruction period following Civil War; The Alcorn State Braves Primary Logo is still going strong! It continues to represent all aspects associated with ASU including academics & athletics

while simultaneously honoring the legacy left behind by generations before us who worked tirelessly so future students could experience something they never had a chance to do themselves: attend college & receive a quality education regardless of race or gender identity.

The Alcorn State Braves wordmark logo has a long and proud history in the NCAA. The logo was first unveiled in 1974 when the school changed its name from Alcorn A&M to Alcorn State University. It featured an aggressive-looking Native American brave wearing a headdress with two feathers on either side of his face, with "Alcorn" written across his chest and "Braves" beneath it. This iconic image has been used ever since as the official university symbol for athletics teams at all levels of competition, including Division I basketball and football programs.

The design is intended to represent strength, courage, and honor—qualities that are important in any competitive sport but especially so at the collegiate level where athletes must strive for excellence both on and off the field or court. The colors chosen by designers were also carefully selected; red stands for power while blue signifies loyalty—both essential elements of being part of a team striving toward greatness together as one unit rather than individuals competing against each other alone. The logo is a symbol steeped deep within a tradition that celebrates those qualities necessary to be successful both individually & collectively alike!

2025 STATISTICS (OVERALL: 3-6, SWAC: 2-3, HOME: 2-1, AWAY: 1-4, NEUTRAL: 0-1)

Team Results

	Date	Opponent		Score	Overall	Conf	Time	Attend
	08/28/2025	at Northwestern St.	L	10-20	0-1	0-0	4:33	9434
	09/06/2025	at Alabama A&M	L	31-41	0-2	0-0	3:38	15147
	09/13/2025	at Mississippi St.	L	0-63	0-3	0-0	3:00	49158
*	09/27/2025	vs Ark.-Pine Bluff	L	20-24	0-4	0-1	3:55	21442
*	10/04/2025	Prairie View	L	12-13	0-5	0-2	3:43	4322
	10/11/2025	Lincoln (CA)	W	42-0	1-5	0-2	3:32	7201
*	10/18/2025	at Florida A&M	L	28-33	1-6	0-3	4:38	19465
*	10/25/2025	Mississippi Val.	W	32-10	2-6	1-3	3:34	4795
*	11/01/2025	at Texas Southern	W	33-14	3-6	2-3	3:32	3983

**2025 STATISTICS** (OVERALL: 3-6, SWAC: 2-3, HOME: 2-1, AWAY: 1-4, NEUTRAL: 0-1)**Team Statistics**

	ALCORN	OPP
Scoring	208	218
Points per game	23.1	24.2
Points Off Turnovers	10	35
First Downs	163	175
Rushing	78	63
Passing	64	90
Penalty	21	22
Rushing Yardage	1579	1226
Yards gained rushing	1767	1412
Yards lost rushing	188	186
Rushing attempts	315	292
Average per rush	5.0	4.2
Average per game	175.4	136.2
TDs Rushing	14	14
Passing Yardage	1621	2115
Comp-Att-Int	154-254-5	182-307-5
Average per pass	6.4	6.9
Average per catch	10.5	11.6
Average per game	180.1	235.0
TDs Passing	11	13
Total offense	3200	3341
Total plays	569	599
Average per play	5.6	5.6
Average per game	355.6	371.2
Kick returns: #-Yards	29-471	24-442
Punt returns: #-Yards	17-252	15-182
Int returns: #-Yards	5-106	5--11
Kick return average	16.2	18.4
Punt return average	14.8	12.1
Int return average	21.2	-2.2
Fumbles-Lost	9-7	8-3
Penalties-Yards	80-697	80-680
Average per game	77.4	75.6
Punts-Yards	40-1634	42-1674
Average per punt	40.9	39.9
Net punt average	35.7	31.0
Kickoffs-Yards	41-2341	45-2469
Average per kick	57.1	54.9
Net kick average	38.3	37.0
Time of possession / game	28:22	30:05
3rd-down conversion	40/115	49/127
3rd-down pct	35%	39%
4th-down conversion	5/17	10/22

2025 STATISTICS (OVERALL: 3-6, SWAC: 2-3, HOME: 2-1, AWAY: 1-4, NEUTRAL: 0-1)

	ALCORN	OPP
4th-down pct	29%	45%
Sacks by-Yards	12-78	13-63
Misc Yards	0	0
Touchdowns scored	27	28
Field goals - attempts	7-13	8-11
On-Side kicks	0-0	1-1
Red-zone scores	(22-33) 67%	(24-29) 83%
Red-zone touchdowns	(15-33) 45%	(17-29) 59%
PAT-attempts	(23-25) 92%	(24-25) 96%
2-point conversion-attempts	(0-2) 0%	(1-3) 33%
Attendance	16318	97187
Games / Avg per game	3/5439	5/19437
Neutral site games	-	1/21442

Score by Periods

Team	1st	2nd	3rd	4th	OT	TOT
Alcorn	53	54	71	30	0	208
Opponents	81	45	29	63	0	218



2025 STATISTICS (OVERALL: 3-6, SWAC: 2-3, HOME: 2-1, AWAY: 1-4, NEUTRAL: 0-1)

Team Results

Date	Opponent		Score	Att.
08/28/2025	at Northwestern St.	L	10-20	9434
09/06/2025	at Alabama A&M	L	31-41	15147
09/13/2025	at Mississippi St.	L	0-63	49158
* 09/27/2025	vs Ark.-Pine Bluff	L	20-24	21442
* 10/04/2025	Prairie View	L	12-13	4322
10/11/2025	Lincoln (CA)	W	42-0	7201
* 10/18/2025	at Florida A&M	L	28-33	19465
* 10/25/2025	Mississippi Val.	W	32-10	4795
* 11/01/2025	at Texas Southern	W	33-14	3983

Rushing

Player	gp	att	gain	loss	net	avg	td	lg	avg/g
Jacorian Sewell	9	120	771	32	739	6.2	5	80	82.1
Reggie Davis	9	94	544	15	529	5.6	7	92	58.8
Jaylon Tolbert	9	45	173	78	95	2.1	1	31	10.6
Camren Stewart	4	9	67	0	67	7.4	0	36	16.8
Carl McDonald Jr.	4	10	52	5	47	4.7	0	19	11.8
Andre Washington	6	6	48	3	45	7.5	0	22	7.5
Traylon Minor	4	5	34	0	34	6.8	0	15	8.5
Tylon Citizen	6	12	29	4	25	2.1	1	10	4.2
Ja'Coby Matthews	8	4	29	5	24	6.0	0	22	3.0
Tyler Macon	3	3	11	0	11	3.7	0	6	3.7
Tyran Warren	9	2	7	0	7	3.5	0	5	0.8
Jaquez Dew	9	0	1	0	1	0.0	0	1	0.1
Ernest Lyons III	2	1	1	0	1	1.0	0	1	0.5
Team	9	4	0	46	-46	-11.5	0	0	-5.1
Total	9	315	1767	188	1579	5.0	14	92	175.4
Opponents	9	292	1412	186	1226	4.2	14	51	136.2

Passing

Player	gp	effic	comp-att-int	pct	yds	td	lg	avg/g
Jaylon Tolbert	9	130.2	151-240-5	62.9	1608	11	74	178.7
Andre Washington	6	51.2	3-8-0	37.5	13	0	9	2.2
Achillies Ringo	2	0.0	0-1-0	0.0	0	0	0	0.0
Team	9	0.0	0-5-0	0.0	0	0	0	0.0
Total	9	124.6	154-254-5	60.6	1621	11	74	180.1
Opponents	9	127.9	182-307-5	59.3	2115	13	75	235.0

Receiving

Player	gp	no.	yds	avg	td	lg	avg/g
Ja'Coby Matthews	8	26	339	13.0	2	71	42.4
Jarvis Rush	9	26	286	11.0	4	44	31.8
Omarion Blakes	9	25	152	6.1	1	21	16.9
Tyran Warren	9	16	330	20.6	3	74	36.7
Damien Jones	7	11	65	5.9	0	16	9.3
Reggie Davis	9	10	65	6.5	0	17	7.2
Jacorian Sewell	9	10	45	4.5	0	12	5.0
Neico Sandifer	7	7	45	6.4	0	23	6.4
Jamar Kaho	7	6	94	15.7	1	50	13.4
Kole Williams	6	4	22	5.5	0	9	3.7
Elijah Griffin	2	4	70	17.5	0	42	35.0
Tyler Macon	3	4	38	9.5	0	20	12.7
TB Hinton	9	3	41	13.7	0	24	4.6
Deablo McGee	4	2	29	14.5	0	24	7.3

Game Records

Record	Overall	Home	Away	Neutral
ALL GAMES	3-6	2-1	1-4	0-1
CONFERENCE	2-3	1-1	1-1	0-1
NON-CONFERENCE	1-3	1-0	0-3	0-0

Team Statistics

	ALCORN	OPP
First Downs	163	175
Rushing	78	63
Passing	64	90
Penalty	21	22
Rushing Yardage	1579	1226
Rushing attempts	315	292
Average per rush	5.0	4.2
Average per game	175.4	136.2
TDs Rushing	14	14
Passing Yardage	1621	2115
Comp-Att-Int	154-254-5	182-307-5
Average per pass	6.4	6.9
Average per catch	10.5	11.6
Average per game	180.1	235.0
TDs Passing	11	13
Total offense	3200	3341
Average per play	5.6	5.6
Average per game	355.6	371.2
Kick returns: #-Yards	29-471	24-442
Punt returns: #-Yards	17-252	15-182
Int returns: #-Yards	5-106	5--11
Fumbles-Lost	9-7	8-3
Penalties-Yards	80-697	80-680
Punts-Avg	40-40.9	42-39.9
Time of possession / game	28:22	30:05
3rd-down conversion	40/115	49/127
4th-down conversion	5/17	10/22
PAT-attempts	(23-25) 92%	(24-25) 96%
2-point conversion-attempts	(0-2) 0%	(1-3) 33%

Interceptions

Player	no.	yds	avg	td	lg
Bakari McCall	2	14	7.0	0	14
Geoffrey McKelton	1	20	20.0	0	20
Stemarion Edwards	1	0	0.0	0	0
Orlandus McLaurin	1	72	72.0	1	72
Total	5	106	21.2	1	72
Opponents	5	-11	-2.2	0	0

2025 STATISTICS (OVERALL: 3-6, SWAC: 2-3, HOME: 2-1, AWAY: 1-4, NEUTRAL: 0-1)

Team Defense

##	Player	gp	Tackles				tfl/yds	Sacks no-yds	Pass defense			Fumbles		blkd	
			ua	a	tot				int-yds	brup	qbh	fr-yds	ff	kick	saf
3	Stemarion Edwards	9	27	30	57	7.5-29	1-9	1-0	1	2	
8	Cedric Roberts	9	23	25	48	8-24	1-6	.	1	5	
14	TB Hinton	9	22	23	45	5-31	3-20	.	2	4	1-0	1	.	.	
5	Geoffrey McKelton	7	22	13	35	3.5-5	.	1-20	
11	Jaquez Dew	9	15	15	30	2-5	.	.	.	1	.	1	1	.	
28	Tyreke Snow	7	9	19	28	1.5-5	.	.	2	
21	Ricardo Butler	9	21	6	27	1-1	.	.	3	.	.	1	.	.	
98	Kenneth Andrews	9	8	19	27	2-5	0.5-3	.	.	2	
15	Eric Thomas Jr.	9	12	10	22	5.5-23	3-16	.	.	2	
6	Bakari McCall	8	9	12	21	1-1	.	2-14	2	
2	Tayvion Haney	9	17	3	20	.	.	.	4	
24	TJ Jasper	4	13	6	19	
1	Orlandus McLaurin	8	14	4	18	4.5-20	.	1-72	2	
30	Jaylen Mcroy	7	9	8	17	1-1	.	.	1	
17	Patrick Kinca Jr.	9	12	5	17	.	.	.	7	1	
7	Brent Barnes	9	10	6	16	1-4	.	.	2	
95	Lamarian Hatcher	8	5	9	14	1.5-5	1-4	.	.	1	
45	Dillon Crowell	8	6	6	12	2-10	1-8	.	.	.	1-0	.	.	.	
19	Jadyn Bost	8	5	6	11	0.5-1	.	.	1	1	
25	Elijah Ruffin	7	5	6	11	1-0	.	.	.	
92	Kaden Kenney	7	4	5	9	1.5-7	1-6	.	1	2	
26	Kam Brown	6	4	4	8	0.5-1	
21	Lorenzo Garcia	7	6	1	7	.	.	.	1	.	.	1	.	.	
57	Brendon Gibson	6	2	4	6	0.5-6	0.5-6	
0	Gideon Spottsville	5	4	2	6	1-1	
88	Deshawn Palmer	6	2	4	6	
40	Christopher Walley	7	3	2	5	1	
47	Kenyen Mckanstry	8	1	4	5	0.5-2	.	.	.	2	
91	E'Javious Jackson	4	2	2	4	1.5-3	
13	Clinton McKinney	2	4	.	4	1-4	
20	Deitron Parker	6	2	2	4	
31	Jakel Houston-Irving	4	3	1	4	
50	Derrick Sinegal Jr.	5	.	3	3	
8	Damien Jones	7	1	2	3	
0	Jarvis Rush	9	2	1	3	
10	Jaharon Griffin	3	3	.	3	.	.	.	1	
29	Ernest Lyons III	2	2	.	2	
4	Jakobie Anderson	3	2	.	2	
84	Dedrick Borden	7	.	2	2	
2	Reggie Davis	9	.	1	1	
28	Jacorian Sewell	9	.	1	1	
23	Tylon Citizen	6	1	.	1	
4	Ja'Coby Matthews	8	1	.	1	
27	Ta'Rell Seals	2	.	1	1	
33	Mahamadou Diarra	4	.	1	1	
7	Tyran Warren	9	1	.	1	
Totals		9	314	274	588	54-194	12-78	5-106	31	24	3-0	4	1	1	
Opponents		9	288	336	624	50-159	13-63	5--11	30	12	7-22	6	2	0	

**2025 STATISTICS** (OVERALL: 3-6, SWAC: 2-3, HOME: 2-1, AWAY: 1-4, NEUTRAL: 0-1)**Team Defense**

#	Player	gp	Tackles				tfl/yds	Sacks	Pass defense			Fumbles		blkd	
			ua	a	tot	no-yds		int-yds	brup	qbh	fr-yds	ff	kick	saf	
3	Stemarion Edwards	9	27	30	57	7.5-29	1-9	1-0	1	2	
8	Cedric Roberts	9	23	25	48	8-24	1-6	.	1	5	
14	TB Hinton	9	22	23	45	5-31	3-20	.	2	4	1-0	1	.	.	
5	Geoffrey McKelton	7	22	13	35	3.5-5	.	1-20	
11	Jaquez Dew	9	15	15	30	2-5	.	.	.	1	.	1	1	.	
28	Tyreke Snow	7	9	19	28	1.5-5	.	.	2	
98	Kenneth Andrews	9	8	19	27	2-5	0.5-3	.	.	2	
21	Ricardo Butler	9	21	6	27	1-1	.	.	3	.	.	1	.	.	
15	Eric Thomas Jr.	9	12	10	22	5.5-23	3-16	.	.	2	
6	Bakari McCall	8	9	12	21	1-1	.	2-14	2	
2	Tayvion Haney	9	17	3	20	.	.	.	4	
24	TJ Jasper	4	13	6	19	
1	Orlandus McLaurin	8	14	4	18	4.5-20	.	1-72	2	
30	Jaylen Mcroy	7	9	8	17	1-1	.	.	1	
17	Patrick Kince Jr.	9	12	5	17	.	.	.	7	1	
7	Brent Barnes	9	10	6	16	1-4	.	.	2	
95	Lamarian Hatcher	8	5	9	14	1.5-5	1-4	.	.	1	
45	Dillon Crowell	8	6	6	12	2-10	1-8	.	.	.	1-0	.	.	.	
19	Jadyn Bost	8	5	6	11	0.5-1	.	.	1	1	
25	Elijah Ruffin	7	5	6	11	1-0	.	.	.	
92	Kaden Kenney	7	4	5	9	1.5-7	1-6	.	1	2	
26	Kam Brown	6	4	4	8	0.5-1	
21	Lorenzo Garcia	7	6	1	7	.	.	.	1	.	.	1	.	.	
0	Gideon Spottsville	5	4	2	6	1-1	
57	Brendon Gibson	6	2	4	6	0.5-6	0.5-6	
88	Deshawn Palmer	6	2	4	6	
40	Christopher Walley	7	3	2	5	1	
47	Kenyen Mckanstry	8	1	4	5	0.5-2	.	.	.	2	
13	Clinton McKinney	2	4	.	4	1-4	
91	E'Javious Jackson	4	2	2	4	1.5-3	
31	Jakel Houston-Irving	4	3	1	4	
20	Deitron Parker	6	2	2	4	
10	Jaharon Griffin	3	3	.	3	.	.	.	1	
0	Jarvis Rush	9	2	1	3	
8	Damien Jones	7	1	2	3	
50	Derrick Sinegal Jr.	5	.	3	3	
29	Ernest Lyons III	2	2	.	2	
4	Jakobie Anderson	3	2	.	2	
84	Dedrick Borden	7	.	2	2	
28	Jacorian Sewell	9	.	1	1	
23	Tylon Citizen	6	1	.	1	

2025 STATISTICS (OVERALL: 3-6, SWAC: 2-3, HOME: 2-1, AWAY: 1-4, NEUTRAL: 0-1)

##	Player	gp	Tackles			tfl/yds	Sacks	Pass defense			Fumbles		blkd	
			ua	a	tot		no-yds	int-yds	brup	qbh	fr-yds	ff	kick	saf
7	Tyran Warren	9	1	.	1	
4	Ja'Coby Matthews	8	1	.	1	
33	Mahamadou Diarra	4	.	1	1	
27	TaRell Seals	2	.	1	1	
2	Reggie Davis	9	.	1	1	
Totals		9	314	274	588	54-194	12-78	5-106	31	24	3-0	4	1	1
Opponents		9	288	336	624	50-159	13-63	5--11	30	12	7-22	6	2	0



2025 STATISTICS (OVERALL: 3-6, SWAC: 2-3, HOME: 2-1, AWAY: 1-4, NEUTRAL: 0-1)

0	Gideon Spottsville	5/4	START	START	...	XXX	START	...	START
0	Jarvis Rush	9/8	START	START	START	START	START	START	START	START	XXX
1	Neico Sandifer	7/0	XXX	XXX	XXX	XXX	XXX	XXX	XXX
1	Orlandus McLaurin	8/5	START	START	XXX	XXX	START	...	START	START	XXX
2	Reggie Davis	9/0	XXX	XXX	XXX	XXX	XXX	XXX	XXX	XXX	XXX
2	Tayvion Haney	9/8	START	START	START	START	START	START	START	START	XXX
3	Omarion Blakes	9/7	START	START	START	START	START	XXX	START	START	XXX
3	Stemarion Edwards	9/7	START	START	START	START	START	XXX	START	START	XXX
4	Ja'Coby Matthews	8/1	XXX	XXX	...	XXX	XXX	START	XXX	XXX	XXX
4	Jakobie Anderson	3/0	...	XXX	...	XXX	XXX
5	Geoffrey McKelton	7/0	XXX	XXX	XXX	XXX	XXX	XXX	XXX
5	Tyler Macon	3/0	XXX	XXX	XXX
6	Caleb Anderson	0/0
6	Bakari McCall	8/2	XXX	XXX	START	START	XXX	XXX	XXX	...	XXX
7	Tyran Warren	9/8	START	START	START	START	START	START	START	START	XXX
7	Brent Barnes	9/3	XXX	XXX	START	START	XXX	START	XXX	XXX	XXX
8	Elijah Griffin	2/0	XXX	...	XXX
8	Damien Jones	7/1	XXX	XXX	START	XXX	...	XXX	...	XXX	XXX
8	Cedric Roberts	9/2	XXX	XXX	START	START	XXX	XXX	XXX	XXX	XXX
10	Tre Lawrence	0/0
10	Jaharon Griffin	3/0	XXX	XXX	XXX
11	Jaquez Dew	9/6	START	START	XXX	XXX	START	START	START	START	XXX
11	Jaylon Tolbert	9/8	START	START	START	START	START	START	START	START	XXX
12	Kole Williams	6/0	XXX	XXX	XXX	XXX	XXX	XXX	...
12	Christopher Burnett	2/0	XXX	XXX
13	Clinton McKinney	2/0	XXX	...	XXX
13	Deablo McGee	4/0	XXX	XXX	...	XXX	XXX
14	TB Hinton	9/2	XXX	XXX	START	START	XXX	XXX	XXX	XXX	XXX
15	Eric Thomas Jr.	9/8	START	START	START	START	START	START	START	START	XXX
16	Grandin Willcox	4/0	XXX	XXX	XXX	XXX
17	Andre Washington	6/0	XXX	XXX	XXX	XXX	...	XXX	XXX
17	Patrick Kince Jr.	9/5	START	START	XXX	XXX	START	XXX	START	START	XXX
19	Jadyn Bost	8/1	XXX	XXX	XXX	XXX	XXX	XXX	XXX	START	...
19	Achillies Ringo	2/0	XXX	XXX
20	Deitron Parker	6/1	XXX	...	XXX	XXX	...	START	XXX	XXX	...
20	Traylon Minor	4/0	XXX	XXX	...	XXX	...	XXX	...
21	Lorenzo Garcia	7/0	XXX	XXX	XXX	XXX	XXX	XXX	XXX
21	Ricardo Butler	9/3	XXX	XXX	START	START	XXX	START	XXX	XXX	XXX
22	Carl McDonald Jr.	4/0	...	XXX	XXX	XXX	...	XXX	...
22	DeCorian Patton	1/0	XXX	...
23	Xavier Kately	1/0	XXX
23	Tylon Citizen	6/0	XXX	XXX	XXX	XXX	XXX	XXX
24	Kevin May	1/1	START
24	TJ Jasper	4/4	START	START	START	...	START
25	Demetron Duvall	9/0	XXX	XXX	XXX	XXX	XXX	XXX	XXX	XXX	XXX
25	Elijah Ruffin	7/7	START	START	START	START	START	...	START	START	...
26	Kam Brown	6/0	XXX	...	XXX	XXX	XXX	XXX	XXX
27	Kinney Dozier	9/0	XXX	XXX	XXX	XXX	XXX	XXX	XXX	XXX	XXX
27	TaRell Seals	2/0	XXX	...	XXX
28	Jacorian Sewell	9/6	START	XXX	XXX	START	START	START	START	START	XXX
28	Tyreke Snow	7/1	XXX	XXX	XXX	START	XXX	XXX	XXX
29	Camren Stewart	4/0	XXX	...	XXX	XXX	XXX
29	Ernest Lyons III	2/0	XXX	XXX
30	Jaylen Mcroy	7/2	XXX	...	XXX	XXX	XXX	START	XXX	START	...
31	Jakel Houston-Irving	4/0	XXX	XXX	...	XXX	XXX
32	Andre Duke	0/0
33	Mahamadou Diarra	4/1	XXX	...	XXX	XXX	...	START
35	Dakaevion Harris	5/0	XXX	...	XXX	XXX	XXX	XXX	...
38	Devin Tribble	0/0
40	Christopher Walley	7/0	XXX	...	XXX	XXX	XXX	...	XXX	XXX	XXX

2025 STATISTICS (OVERALL: 3-6, SWAC: 2-3, HOME: 2-1, AWAY: 1-4, NEUTRAL: 0-1)

##	Player	GP-GS	NW	AAMU	MS	UAPB	PVAM	Lincoln (CA)	FAMU	MVSU	TSU
41	Simeon Washington Jr	0/0
42	Ah'Amorrian Ellis	0/0
44	Tony Deloach	0/0
45	Dillon Crowell	8/0	XXX	...	XXX	XXX	XXX	XXX	XXX	XXX	XXX
47	Kenyen Mckanstry	8/0	XXX	XXX	XXX	XXX	XXX	XXX	XXX	XXX	...
48	Jonaven Hill	1/0	XXX
50	Derrick Sinegal Jr.	5/0	XXX	...	XXX	XXX	...	XXX	...	XXX	...
51	Landen Sewell	4/1	...	START	XXX	XXX	...	XXX	...
52	Kamari Griffin	1/0	XXX
55	Ronald Brown	8/8	START	START	START	START	START	START	START	START	...
56	Jordan Towns	2/0	XXX	...	XXX
57	Brendon Gibson	6/0	XXX	...	XXX	XXX	XXX	XXX	XXX
58	Jaden Nguyen	5/0	XXX	...	XXX	...	XXX	XXX	...	XXX	...
59	Ahmad Thompson	0/0
62	Jaden Bryant	8/8	START	START	START	START	START	START	START	START	...
65	Cheikh Sall	1/0	XXX	...
66	Kriston Edwards	2/0	XXX	...	XXX	...
67	Cameron Rogers	8/8	START	START	START	START	START	START	START	START	...
69	Rashawn Gallaspy	7/7	START	START	START	START	START	...	START	START	...
70	Ibrahim Diallo	8/8	START	START	START	START	START	START	START	START	...
73	SharDez Taylor sr	6/1	XXX	...	XXX	XXX	XXX	START	...	XXX	...
74	Jackson Pickett	1/0	XXX
75	Jajuan McGee	4/0	XXX	...	XXX	XXX	...	XXX	...
77	AJ Barton	3/0	XXX	XXX	...	XXX	...
79	Derrick Cooper	1/0	XXX
80	Jamar Kaho	7/1	XXX	XXX	XXX	START	XXX	XXX	XXX
81	Kellon Mann	0/0
82	Trayvone Martin	1/0	XXX
83	Terrick Latham	1/0	XXX
84	Dedrick Borden	7/6	START	START	XXX	START	START	...	START	START	...
85	Joshua Good	2/0	XXX	XXX
87	Dylan Everett	0/0
88	Deshawn Palmer	6/0	XXX	XXX	XXX	XXX	XXX	XXX	...
90	Jerrell Erving	1/0	XXX	...
91	E'Javious Jackson	4/0	XXX	...	XXX	XXX	...	XXX	...
92	Kaden Kenney	7/7	START	START	START	START	START	...	START	START	...
93	Greg Shaffer	6/0	...	XXX	XXX	XXX	...	XXX	XXX	XXX	...
94	Franklin Rogers	9/0	XXX	XXX	XXX	XXX	XXX	XXX	XXX	XXX	XXX
95	Lamarian Hatcher	8/1	XXX	XXX	XXX	XXX	XXX	START	XXX	...	XXX
97	Olajahwon Harris	1/0	XXX
98	Kenneth Andrews	9/8	START	START	START	START	START	START	START	START	XXX
99	Rosco Malloy	0/0

**2025 STATISTICS** (OVERALL: 3-6, SWAC: 2-3, HOME: 2-1, AWAY: 1-4, NEUTRAL: 0-1)**Alcorn - Game Highs**

RUSHES	51	at Texas Southern (11/01/2025)
YARDS RUSHING	386	Lincoln (CA) (10/11/2025)
YARDS PER RUSH	10.7	Lincoln (CA) (10/11/2025)
TD RUSHES	4	Lincoln (CA) (10/11/2025)
PASS ATTEMPTS	44	at Northwestern St. (08/28/2025)
PASS COMPLETIONS	23	Mississippi Val. (10/25/2025)
	23	at Alabama A&M (09/06/2025)
YARDS PASSING	261	Mississippi Val. (10/25/2025)
YARDS PER PASS	9.3	at Texas Southern (11/01/2025)
TD PASSES	4	Mississippi Val. (10/25/2025)
TOTAL PLAYS	78	at Northwestern St. (08/28/2025)
TOTAL OFFENSE	520	Lincoln (CA) (10/11/2025)
YARDS PER PLAY	9.8	Lincoln (CA) (10/11/2025)
POINTS	42	Lincoln (CA) (10/11/2025)
SACKS BY	6	Lincoln (CA) (10/11/2025)
FIRST DOWNS	24	at Texas Southern (11/01/2025)
PENALTIES	15	at Northwestern St. (08/28/2025)
PENALTY YARDS	123	at Northwestern St. (08/28/2025)
TURNOVERS	4	at Northwestern St. (08/28/2025)
PUNTS	8	at Mississippi St. (09/13/2025)
PUNTING AVG	49.5	at Florida A&M (10/18/2025)
LONG PUNT	63	at Florida A&M (10/18/2025)
PUNTS INSIDE 20	2	Mississippi Val. (10/25/2025)
	2	Lincoln (CA) (10/11/2025)
LONG PUNT RETURN	79	at Florida A&M (10/18/2025)

2025 STATISTICS (OVERALL: 3-6, SWAC: 2-3, HOME: 2-1, AWAY: 1-4, NEUTRAL: 0-1)

Rushing

Player	gp	att	gain	loss	net	avg	td	lg	avg/g
Jacorian Sewell	9	120	771	32	739	6.2	5	80	82.1
Reggie Davis	9	94	544	15	529	5.6	7	92	58.8
Jaylon Tolbert	9	45	173	78	95	2.1	1	31	10.6
Camren Stewart	4	9	67	0	67	7.4	0	36	16.8
Carl McDonald Jr.	4	10	52	5	47	4.7	0	19	11.8
Andre Washington	6	6	48	3	45	7.5	0	22	7.5
Traylon Minor	4	5	34	0	34	6.8	0	15	8.5
Tylon Citizen	6	12	29	4	25	2.1	1	10	4.2
Ja'Coby Matthews	8	4	29	5	24	6.0	0	22	3.0
Tyler Macon	3	3	11	0	11	3.7	0	6	3.7
Tyran Warren	9	2	7	0	7	3.5	0	5	0.8
Jaquez Dew	9	0	1	0	1	0.0	0	1	0.1
Ernest Lyons III	2	1	1	0	1	1.0	0	1	0.5
Team	9	4	0	46	-46	-11.5	0	0	-5.1
Total	9	315	1767	188	1579	5.0	14	92	175.4
Opponents	9	292	1412	186	1226	4.2	14	51	136.2

Passing

Player	gp	effic	comp-att-int	pct	yds	td	lg	avg/g
Jaylon Tolbert	9	130.2	151-240-5	62.9	1608	11	74	178.7
Andre Washington	6	51.2	3-8-0	37.5	13	0	9	2.2
Achillies Ringo	2	0.0	0-1-0	0.0	0	0	0	0.0
Team	9	0.0	0-5-0	0.0	0	0	0	0.0
Total	9	124.6	154-254-5	60.6	1621	11	74	180.1
Opponents	9	127.9	182-307-5	59.3	2115	13	75	235.0

Receiving

Player	gp	no.	yds	avg	td	lg	avg/g
Ja'Coby Matthews	8	26	339	13.0	2	71	42.4
Jarvis Rush	9	26	286	11.0	4	44	31.8
Omarion Blakes	9	25	152	6.1	1	21	16.9
Tyran Warren	9	16	330	20.6	3	74	36.7
Damien Jones	7	11	65	5.9	0	16	9.3
Reggie Davis	9	10	65	6.5	0	17	7.2
Jacorian Sewell	9	10	45	4.5	0	12	5.0
Neico Sandifer	7	7	45	6.4	0	23	6.4
Jamar Kaho	7	6	94	15.7	1	50	13.4
Kole Williams	6	4	22	5.5	0	9	3.7
Elijah Griffin	2	4	70	17.5	0	42	35.0
Tyler Macon	3	4	38	9.5	0	20	12.7
TB Hinton	9	3	41	13.7	0	24	4.6
Deablo McGee	4	2	29	14.5	0	24	7.3
Total	9	154	1621	10.5	11	74	180.1
Opponents	9	182	2115	11.6	13	75	235.0

Punt Returns

Player	no.	yds	avg	td	lg
Ja'Coby Matthews	14	234	16.7	1	79
Omarion Blakes	3	18	6.0	0	21
Total	17	252	14.8	1	79
Opponents	15	182	12.1	0	43

Interceptions

Player	no.	yds	avg	td	lg
Bakari McCall	2	14	7.0	0	14
Geoffrey McKelton	1	20	20.0	0	20
Stemarion Edwards	1	0	0.0	0	0
Orlandus McLaurin	1	72	72.0	1	72
Total	5	106	21.2	1	72
Opponents	5	-11	-2.2	0	0

Kick Returns

Player	no.	yds	avg	td	lg
Reggie Davis	9	224	24.9	0	40
Tylon Citizen	8	86	10.8	0	21
Ja'Coby Matthews	3	57	19.0	0	21
Dedrick Borden	3	15	5.0	0	11
Tayvion Haney	2	56	28.0	0	31
Neico Sandifer	2	33	16.5	0	21
Christopher Walley	1	0	0.0	0	0
TB Hinton	1	0	0.0	0	0
Total	29	471	16.2	0	40
Opponents	24	442	18.4	0	37

Fumbles Recovered

Player	no.	yds	avg	td	lg
TB Hinton	1	0	0.0	0	0
Dillon Crowell	1	0	0.0	0	0
Elijah Ruffin	1	0	0.0	0	0
Total	3	0	0.0	0	0
Opponents	7	22	3.1	1	33

**2025 STATISTICS** (OVERALL: 3-6, SWAC: 2-3, HOME: 2-1, AWAY: 1-4, NEUTRAL: 0-1)**Scoring**

Player	td	fg	PAT						pts
			kick	rush	rcv	pass	dxp	saf	
Reggie Davis	7	-	-	-	-	-	-	-	42
Lorenzo Garcia	-	5-9	17-19	-	-	-	-	-	32
Jacorian Sewell	5	-	-	-	-	-	-	-	30
Jarvis Rush	4	-	-	-	-	-	-	-	24
Ja'Coby Matthews	3	-	-	-	-	-	-	-	18
Tyran Warren	3	-	-	-	-	-	-	-	18
Grandin Willcox	-	2-4	6-6	-	-	-	-	-	12
Jaylon Tolbert	1	-	-	-	-	-	-	-	6
Tylon Citizen	1	-	-	-	-	-	-	-	6
Omarion Blakes	1	-	-	-	-	-	-	-	6
Orlandus McLaurin	1	-	-	-	-	-	-	-	6
Jamar Kaho	1	-	-	-	-	-	-	-	6
Total	27	7-13	23-25	0	0	0	0	1	208
Opponents	28	8-11	24-25	0	1	1	0	0	218

Field Goals

Player	fg	pct.	01-19	20-29	30-39	40-49	50-99	lg	blk
Lorenzo Garcia	5-9	55.6	1-1	1-2	3-5	0-1	0-0	32	1
Grandin Willcox	2-4	50.0	0-0	0-0	0-1	1-1	1-2	51	0
Opponents	8-11	72.7	0-0	3-3	3-4	1-2	1-2	51	0

FG Sequence

Team Name	Alcorn	Opponents
Northwestern St.	(51)	51
Alabama A&M	(40),52	
Mississippi St.	36	
Ark.-Pine Bluff	38	(30)
Prairie View	(30),(32),41	(21),38,(44)
Lincoln (CA)	26	
Florida A&M	38	(36),(28),(51),41,(38)
Mississippi Val.	(17)	(20)
Texas Southern	(25),(32)	

Numbers in (parentheses) indicate field goal was made

Total Offense

Player	g	plays	rush	pass	total	avg/g
Jaylon Tolbert	9	285	95	1608	1703	189.2
Jacorian Sewell	9	120	739	0	739	82.1
Reggie Davis	9	94	529	0	529	58.8
Camren Stewart	4	9	67	0	67	16.8
Andre Washington	6	14	45	13	58	9.7
Carl McDonald Jr.	4	10	47	0	47	11.8
Traylon Minor	4	5	34	0	34	8.5
Tylon Citizen	6	12	25	0	25	4.2
Ja'Coby Matthews	8	4	24	0	24	3.0
Tyler Macon	3	3	11	0	11	3.7
Tyran Warren	9	2	7	0	7	0.8
Jaquez Dew	9	0	1	0	1	0.1
Ernest Lyons III	2	1	1	0	1	0.5
Team	9	0	-46	0	-46	-5.1
Total	9	569	1579	1621	3200	355.6
Opponents	9	599	1226	2115	3341	371.2

Punting

Player	no.	yds	avg	lg	tb	fc	i20	50+	blk
Demetrium Duvall	32	1369	42.8	63	3	9	7	6	0
Franklin Rogers	8	265	33.1	47	0	1	2	0	0
Total	40	1634	40.9	63	3	10	9	6	0
Opponents	42	1674	39.9	55	6	6	10	5	0

Kickoffs

Player	no.	yds	avg	tb	ob	retn	net	ydln
Lorenzo Garcia	31	1734	55.9	4	1			
Grandin Willcox	10	607	60.7	5	0			
Total	41	2341	57.1	9	1	23	38.3	26
Opponents	45	2469	54.9	11	3	30	37	27

2025 STATISTICS (OVERALL: 3-6, SWAC: 2-3, HOME: 2-1, AWAY: 1-4, NEUTRAL: 0-1)

All Purpose

Player	g	rush	rcv	pr	kr	ir	total	avg/g
Reggie Davis	9	529	65	0	224	0	818	90.9
Jacorian Sewell	9	739	45	0	0	0	784	87.1
Ja'Coby Matthews	8	24	339	234	57	0	654	81.8
Tyran Warren	9	7	330	0	0	0	337	37.4
Jarvis Rush	9	0	286	0	0	0	286	31.8
Omarion Blakes	9	0	152	18	0	0	170	18.9
Tylon Citizen	6	25	0	0	86	0	111	18.5
Jaylon Tolbert	9	95	0	0	0	0	95	10.6
Jamar Kaho	7	0	94	0	0	0	94	13.4
Neico Sandifer	7	0	45	0	33	0	78	11.1
Orlandus McLaurin	8	0	0	0	0	72	72	9.0
Elijah Griffin	2	0	70	0	0	0	70	35.0
Camren Stewart	4	67	0	0	0	0	67	16.8
Damien Jones	7	0	65	0	0	0	65	9.3
Tayvion Haney	9	0	0	0	56	0	56	6.2
Tyler Macon	3	11	38	0	0	0	49	16.3
Carl McDonald Jr.	4	47	0	0	0	0	47	11.8
Andre Washington	6	45	0	0	0	0	45	7.5
TB Hinton	9	0	41	0	0	0	41	4.6
Traylon Minor	4	34	0	0	0	0	34	8.5
Deablo McGee	4	0	29	0	0	0	29	7.3
Kole Williams	6	0	22	0	0	0	22	3.7
Geoffrey McKelton	7	0	0	0	0	20	20	2.9
Dedrick Borden	7	0	0	0	15	0	15	2.1
Bakari McCall	8	0	0	0	0	14	14	1.8
Jaquez Dew	9	1	0	0	0	0	1	0.1
Ernest Lyons III	2	1	0	0	0	0	1	0.5
Team	9	-46	0	0	0	0	-46	-5.1
Total	9	1579	1621	252	471	106	4029	447.7
Opponents	9	1226	2115	182	442	-11	3954	439.3

**2025 STATISTICS** (OVERALL: 3-6, SWAC: 2-3, HOME: 2-1, AWAY: 1-4, NEUTRAL: 0-1)

	Date	Opponent		Score	Overall	Conf	Time	Attend
	08/28/2025	at Northwestern St.	L	10-20	0-1	0-0	4:33	9434
	09/06/2025	at Alabama A&M	L	31-41	0-2	0-0	3:38	15147
	09/13/2025	at Mississippi St.	L	0-63	0-3	0-0	3:00	49158
*	09/27/2025	vs Ark.-Pine Bluff	L	20-24	0-4	0-1	3:55	21442
*	10/04/2025	Prairie View	L	12-13	0-5	0-2	3:43	4322
	10/11/2025	Lincoln (CA)	W	42-0	1-5	0-2	3:32	7201
*	10/18/2025	at Florida A&M	L	28-33	1-6	0-3	4:38	19465
*	10/25/2025	Mississippi Val.	W	32-10	2-6	1-3	3:34	4795
*	11/01/2025	at Texas Southern	W	33-14	3-6	2-3	3:32	3983

Opponent	Score	First Downs				Rushing Number-Yards	Passing		Total Offense Plays-Yards	Return Yards	Turn- Overs
		Total	Rush	Pass	Pen		Comp-Att.-Int	Yards			
Northwestern St.	10-20	18 / 12	8 / 8	7 / 3	3 / 1	34-78 / 41-182	19-44-2 / 9-18-1	182 / 85	78-260 / 59-267	115 / 76	4 / 2
Alabama A&M	31-41	20 / 23	6 / 7	9 / 13	5 / 3	33-186 / 36-192	23-33-0 / 25-34-0	168 / 260	66-354 / 70-452	120 / 41	1 / 1
Mississippi St.	0-63	9 / 23	4 / 16	3 / 6	2 / 1	27-68 / 36-282	13-21-1 / 13-18-1	93 / 232	48-161 / 54-514	63 / 121	3 / 1
Ark.-Pine Bluff	20-24	22 / 19	14 / 4	7 / 11	1 / 4	38-272 / 37-140	15-30-1 / 20-32-0	207 / 323	68-479 / 69-463	81 / 45	1 / 0
Prairie View	12-13	16 / 21	6 / 9	6 / 9	4 / 3	32-92 / 34-163	11-25-1 / 23-33-0	176 / 198	57-268 / 67-361	66 / 24	1 / 0
Lincoln (CA)	42-0	18 / 13	13 / 2	5 / 8	0 / 3	36-386 / 20--21	12-17-0 / 19-41-0	134 / 213	53-520 / 61-192	31 / 99	1 / 1
Florida A&M	28-33	14 / 26	6 / 9	7 / 15	1 / 2	30-126 / 39-152	18-26-0 / 26-38-0	178 / 323	56-304 / 77-475	176 / 56	0 / 0
Mississippi Val.	32-10	22 / 21	9 / 5	10 / 11	3 / 5	34-147 / 34-94	23-34-0 / 21-41-2	261 / 183	68-408 / 75-277	131 / 18	1 / 2
Texas Southern	33-14	24 / 17	12 / 3	10 / 14	2 / 0	51-224 / 15-42	20-24-0 / 26-52-1	222 / 298	75-446 / 67-340	46 / 155	0 / 1
Totals	208-218	163 / 175	78 / 63	64 / 90	21 / 22	315-1579 / 292-1226	154-254-5 / 182-307-5	1621 / 2115	569-3200 / 599-3341	829 / 635	12 / 8

THE SWAC

CONFERENCE MISSION

The Southwestern Athletic Conference is organized exclusively for the purpose of encouraging, promoting, advancing, and conducting intercollegiate sports activities and other recreational and not-for-profit activities among the members of the Conference.

Its purposes are to:

- To uphold the principles of institutional control of, and responsibility for all collegiate sports conducted by the members of this organization in conformity with the Constitution and Bylaws hereof;
- To stimulate and improve intercollegiate athletic sports;
- To comply with satisfactory standards of scholarship and amateur standing and good sportsmanship;
- To preserve and maintain the collegiate athletic records of the members of the Southwestern Athletic Conference, and make them available upon request;
- To cooperate with other amateur athletic organizations in the promotion and conduct of intercollegiate athletic contests;
- To maintain fiscal management; and
- To legislate through Bylaws or Resolutions on subjects of general concern to the membership.

The members of the conference are committed to the philosophy of maintaining intercollegiate athletics as an integral part of the overall educational program. To this end, the conference believes in and subscribes to the fundamental principles of amateurism, institutional control, sound academic standards, financial aid, recruiting, and ethical conduct that governs intercollegiate athletics, and the enforcement of rules and regulations as adopted by the National Collegiate Athletic Association.

HISTORY AT A GLANCE

In 1920, eight men representing six colleges from the state of Texas met to discuss collegiate athletics and the many challenges that face their respective institutions. By the time the session in Houston had concluded, they had founded an athletic league that has slowly become one of the leading sports associations in the world of collegiate athletics, the Southwestern Athletic Conference. The founding fathers of the original Super Six were:

- C.H. Fuller of Bishop College
- Red Randolph and C.H. Patterson of Paul Quinn
- E.G. Evans, H.J. Evans and H.J. Starns of Prairie View A&M
- D.C. Fuller of Texas College
- G. Whitte Jordan of Wiley College

CHAMPIONSHIPS SPONSORED (18)

WOMEN (10): Volleyball, Cross Country, Soccer, Bowling, Indoor Track, Basketball, Outdoor Track, Softball, Golf, Tennis

MEN (8): Cross Country, Football, Indoor Track, Basketball, Golf, Tennis, Baseball, Outdoor Track



MEMBER INSTITUTIONS

Alabama A&M	Huntsville, Ala.
Alabama State	Montgomery, Ala.
Alcorn State	Lorman, Miss.
Bethune-Cookman	Daytona Beach, Fla.
Florida A&M	Tallahassee, Fla.
Grambling State	Grambling, La.
Jackson State	Jackson, Miss.
Mississippi Valley State	Itta Bena, Miss.
Prairie View A&M	Prairie View, Texas
Southern	Baton Rouge, La.
Texas Southern	Houston, Texas
Arkansas at Pine Bluff	Pine Bluff, Ark.