

2010 Albright College Football Media Guide



**Josh
Hare**



**Josan
Holmes**



Division III
DISCOVER | DEVELOP | DEDICATE



Commonwealth • Freedom • Middle Atlantic Conferences

AlbrightAthletics.com



Quick Facts

This is Albright

Location: Reading, Pa.

Year Founded: 1856

Enrollment: 1,625

President: Lex O. McMillan III, Ph.D.

Athletic Directors: Rick Ferry and Janice Luck

Assistant Athletic Director: Jeff Feiler

Nickname: Lions

Colors: Red and White

Affiliation: NCAA Division III, ECAC

Conference: Middle Atlantic Conference

History of Albright Football

Founded: 1892

Seasons/Record: 103/425-456-24*#

*-No Team 1895-99, 1901, 1907-1911

#-Did not play due to WWII 1943-45

NCAA Tournament Appearances: 4 (09, 96, 76, 75)

Middle Atlantic Conference Championships: 10 (08, 97, 96, 77, 76, 75, 72, 68, 60, 59)

ECAC Bowl Game Championships: 5 (08, 04, 01, 97, 95)

Best Finish in NCAA Tournament: Quarterfinal Round (09, 96, 76, 75)

Most Wins in Program History: 11 (09)

Sports Information

SID: Dave Walberg

Office: 610-921-7786

Fax: 610-921-7566

Pressbox: 610-929-6754

Hotline: 610-929-6668

Website: www.albrightathletics.com

Broadcasts

Online Webcast: www.teamline.cc

Radio Broadcast: WXAC 91.3 FM

Play-by-Play Announcers: Bob McCool and Tyler Parmer

Broadcast Contact: Dave Walberg

Sports Medicine

Athletic Trainer: Rick Partsch, MS, ATC

Assistant Athletic Trainer: Andrea Weber, MS, ATC

Assistant Athletic Trainer: Sheila Conley, MEd, ATC

Team Orthopedist: Dr. Stephen Soffer, M.D.

Team Physician: Dr. William Santoro

Training Room Phone: 610-921-7827

Coaching Staff

Head Coach: John Marzka

Alma Mater/Year: Allegheny College/1991

Seasons/Record at Albright: 4th season/26-9

Office Phone: 610-921-7535

Email: jmarzka@alb.edu

Assistant Coaches:

Mike Boyer (Defensive Tackles Coach)

Victor Brown (Running Backs Coach)

Jeff Gelormini (Tight Ends/Offensive Line)

Matt Hoffert (Assistant Running Backs Coach)

Rob Hollway (Defensive Line/Assistant Specialists)

Mike Hoyt (Assistant Coach/Defensive Coordinator)

Tanner Kelly (Assistant Quarterbacks Coach/Offensive Quality Control)

Michael Neale (Special Teams Coord./Recruiting Coord./Inside LB)

Steve Rivera (Outside Linebackers/Video Coordinator)

Percy Sweeting (Assistant Offensive Line Coach)

Jesse Thompson (Wide Receivers Coach/Director of Football Operations)

Mike Winslow (Offensive Coordinator/Offensive Line Coach)

2010 SCHEDULE

Sept. 4	URINSUS COLLEGE	7 p.m.
Sept. 11	at Geneva College%	7 p.m.
Sept. 25	CATHOLIC UNIVERSITY&	1 p.m.
Oct. 2	at Wilkes University*	1 p.m.
Oct. 9	LYCOMING COLLEGE*#	1 p.m.
Oct. 16	KING'S COLLEGE*^	1 p.m.
Oct. 23	at Widener University*	1 p.m.
Oct. 30	at FDU-Florham*	1 p.m.
Nov. 6	DELAWARE VALLEY COLLEGE*+	1 p.m.
Nov. 13	at Lebanon Valley College*	1 p.m.

*-Middle Atlantic Conference Game

%-PAC-MAC Challenge

&-60th Annual Shriner Pretzel Bowl

#-2010 Homecoming Game

^-Take a Kid to the Game

+Senior Day

2010 OUTLOOK

Captains: Chris Schannauer, Mark Bergery, Ryan McAdams

Offensive Set: Multiple

Defensive Set: Multiple

Starters Returning: Offense - 6, Defense - 4

Starters Lost: Offense - 4, Defense - 7

Letterman Returning: 33

Letterman Lost: 17



Albright
COLLEGE

A Different Way of Thinking

Founded in 1856, Albright College celebrates a century and a half of a rich academic heritage in the liberal arts and professions and a dynamic, welcoming and collaborative campus community.

On 118 tree-lined acres, Albright is a place that connects people in an open, down-to-earth, collaborative community. With 1,650 undergraduate students, Albright's small size ensures a 13:1 student/faculty ratio, close student/faculty relationships and an emphasis on the whole individual. Collaboration both in and outside of the classroom means students have extraordinary opportunities to work with, communicate with, and learn -- not only from faculty but many others with different perspectives and experiences.

At Albright, students have the ability to connect fields of study to create an individualized education. Today's complex world demands the special perspective gained from an education that crosses boundaries to link knowledge, ideas, people and possibilities. Flexible thinkers, open to new ideas and able to communicate are in demand in the job market. Connecting your interests and fields of learning can lead to new career possibilities.

At Albright, half of all students opt for combined or interdisciplinary major -- and still graduate in four years. Last year, students created more than 200 *different* combinations of majors - from art/biology to psychology/business and sociology/Latin American studies.

But whether you select a single major or combine fields of study, you will find that Albright faculty works closely with every student to create an individualized education that reflects individual talents, interests and career goals.

Albright offers more than 50 areas of study, a broad range of interdisciplinary programs including digital media, information systems, optics, Latin American studies, psychobiology, biochemistry, and environmental studies, and combined concentrations such as music/business for those interested in careers in the music industry.

Albright's long tradition of excellence in the natural sciences and pre-professional programs continues to prepare graduates for medical, dental, and veterinary school.

Undecided about a major? The unique Alpha Program is a structured program that allows students to explore different fields of interest and assess interests and talents before selecting a major (or majors.) Alpha provides academic guidance, activities, events, peer support, career counseling and coursework in a wide variety of disciplines to help students make an informed choice when the time comes.

Explore Everything Albright Has to Offer

Campus life at Albright is enriched by 20 varsity sports and more than 80 student organizations. Whether you choose to be involved in Greek life, special-interest organizations, varsity, club or intramural sports, art and music groups, student government, publications or religious groups, getting involved in campus life plays a significant role in helping to produce a well rounded graduate.

Interested in community service? Albright's Volunteer Center serves as a clearinghouse for community service projects and connects students and agencies. Albright students log some 10,000 volunteer hours every year!

No matter how you choose to be involved, there are always lots of choices for learning, growing and making friends at Albright!

Albright students have access to outstanding teaching, research, social, cultural and religious resources.

The F. Wilbur Gingrich Library contains more than 240,000 books, periodicals, records, and audio/visual materials, and has a knowledgeable staff dedicated to serving students. The Center for the Arts houses the nationally recognized Freedman Gallery, devoted to contemporary art, and the Wachovia Theatre, a comfortable venue for theatre and concerts.

The new Schumo Center for Fitness and Well-Being offers numerous health and fitness programs and opportunities, and Peg's, a café featuring healthy foods.

The new Science Center is currently under construction.

And the recently rebuilt Gene Shirk Stadium is considered one of the very best in Division III.

Students can get help connecting with potential employers at the Career Development Center. The center offers career counseling, a career resource library and information interview resource directory, computerized assessment programs and workshops on resume writing, job hunting and interviewing.

Six residence halls offer a variety of housing options. The Campus Center, the hub of student activity, contains student lounges, the bookstore, Jake's Place, the snack bar, Jake's Java, the coffee bar, and the dining hall.

We welcome you to Albright!

TABLE OF CONTENTS

Quick Facts	1
Albright College	2
Albright Athletics	3
Gene L. Shirk Stadium	4
Season Preview	5-6
Coaching Staff	7-14
Preseason Roster	15-16
Captains	17
Returning Letterwinners	18-24
Opponents Profiles	25-30
Season Review	31-38
Individual Statistics	39-40
Defensive Statistics	41
Team Statistics	42
Individual Career Records	43-44
Individual Season Records	45-46
Single Game Records	47-48
All-Time Longest Plays	49
Team Records	50
All-Conference Selections	51-53
Coaching Records	54
All-Time Series Records	55
Year-by-Year Results	56-61

Administration

Co-Director of Athletics

Rick Ferry

phone: 610-921-7825

email: rferry@alb.edu

Janice Luck

phone: 610-921-7824

email: jluck@alb.edu

Assistant Director of Athletics

Jeff Feiler

phone: 610-921-7678

email: jfeiler@alb.edu

Administrative Assistant

Beverly Minjock

phone: 610-921-7535

email: bminjock@alb.edu

Director of Club Sports

Pat Stanco

phone: 610-921-7843

email: pstanco@alb.edu

Director of Athletic Marketing

Megan Monahan

phone: 610-929-6707

email: mmonahan@alb.edu

Director of Intramurals and Schumo Center

Alison Camlin

phone: 610-929-6711

email: acamlin@alb.edu

Sports Information Director

Dave Walberg

phone: 610-921-7786

email: dwalberg@alb.edu

About Albright Athletics

The athletics program at Albright College is geared to student-athletes who love their sport and want the freedom to explore everything college life has to offer.

Albright sponsors 23 sports teams on the varsity level, 11 for men and 12 for women, with more than 30 percent participation of the student body in intercollegiate athletics. The college also supports four established club teams (deck hockey, men's and women's rugby, badminton, and ultimate frisbee) and a wide variety of seasonal intramurals.

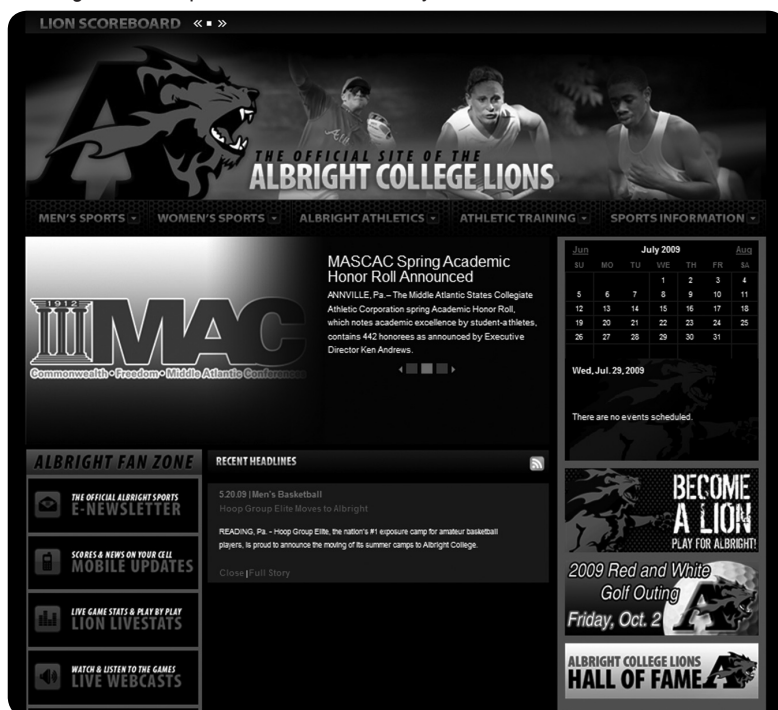
Albright is a member of the 16-team Middle Atlantic Conference, arguably the nation's strongest NCAA Division III conference. Because of that, student-athletes at Albright have the rare opportunity to compete on a high level and enjoy the benefits of the small-college environment. In addition to the National Collegiate Athletic Association (NCAA) and MAC, Albright is affiliated with the Eastern College Athletic Conference (ECAC).

Albright coaches ask for dedication both on the fields and in the classrooms. Despite the challenge, many Lion athletes earn grade-point averages of 3.0 and above in a variety of pre-professional disciplines and distinctive programs. Clearly, Albright is about academic excellence, first and foremost.

The New Face of Albright Athletics

AlbrightAthletics.com

In the summer of 2009 the Albright College Athletic department signed with Internet Consulting Services to redesign their athletic website. After just a few short weeks, ICS presented Albright with a top-notch website that truly shows what Lions athletics are all about.



LION SCOREBOARD << >>

THE OFFICIAL SITE OF THE ALBRIGHT COLLEGE LIONS

MEN'S SPORTS • WOMEN'S SPORTS • ALBRIGHT ATHLETICS • ATHLETIC TRAINING • SPORTS INFORMATION

MASCAC Spring Academic Honor Roll Announced
 ANNVILLE, Pa. – The Middle Atlantic States Collegiate Athletic Corporation spring Academic Honor Roll, which notes academic excellence by student-athletes, contains 442 honorees as announced by Executive Director Ken Andrews.

ALBRIGHT FAN ZONE

- THE OFFICIAL ALBRIGHT SPORTS E-NEWSLETTER
- SCORES & NEWS ON YOUR CELL MOBILE UPDATES
- LIVE GAME STATS & PLAY BY PLAY LION LIVESTATS
- WATCH & LISTEN TO THE GAMES LIVE WEBCASTS

RECENT HEADLINES

- 5:20:09 | Men's Basketball Hoop Group Elite Moves to Albright
- READING, Pa. – Hoop Group Elite, the nation's #1 exposure camp for amateur basketball players, is proud to announce the moving of its summer camps to Albright College.

Close | Full Story

BECOME A LION
 PLAY FOR ALBRIGHT!

2009 Red and White Golf Outing
 Friday, Oct. 2

ALBRIGHT COLLEGE LIONS HALL OF FAME






Gene L. Shirk Stadium

Shirk Stadium, dedicated in 1925 and home to the Albright Lions for over 80 years, underwent major renovations in 2005, turning it into one of the top Division III football stadiums in the nation.

The original home grandstand, built nearly a century ago, was replaced with a new building that seats 3,000 spectators while providing locker rooms, training facilities, and a laundry room for the Lion football, men's and women's soccer, and field hockey teams. A state-of-the-art press box sits atop the home grandstand, giving both visiting media and VIP's a first-class place to watch the game. The natural-grass playing surface was replaced with A-turf, an artificial turf surface that will allow multi-sport play in the new stadium. The stadium also features top of the line lighting that will allow for night games to be played throughout the year.

A new grandstand on the visitors' side seats 2,000 spectators, giving Shirk Stadium a total seating capacity of 5,000. Standing room for spectators is also available at either end zone.

A new main entrance, concession stands, and restroom areas sit at the south end of the stadium.



The 2010 version of Albright College Football will see new leaders and key players emerge as the red and white look to recreate another magical season. Head coach John Marzka, now in his fourth season with the Lions, has once again brought together a group of student-athletes that will be pushed to reach their full potential.

Helping to guide the Lions this fall will be tri-captains Chris Schannauer, Mark Bergery and Ryan McAdams. This veteran trio has shown coach Marzka and his staff that they can lead their teammates both on and off the field. They will be asked to continue a tradition that has made Albright one of the most historic programs in Division III.



Tyrell Drumgo

On the offensive line, second-team all-conference selection Matt Odenwalt returns for his senior season. Last year, Odenwalt was sidelined with an injury, but showing no signs of quit, the 6'6", 315-pound lineman returns in the best shape of his career. His sheer size and aggressive attitude make him one of the most dangerous players in the Middle Atlantic Conference.

Also helping out on the line will be Schannauer, who has been one of the key members of a line that produced more than 5,000 yards last season. The 265-pounder has been an anchor for the Lions since putting on the red and white jersey. Now in his final season, he will once again be an anchor for an offense that has loads of talent.

At the wideout position, the Lions welcome back big-time players Luke Wallace, Scott Pillar, Josh Bakala and Sean Caldwell Jr. The Lions' passing game will look to this quartet of very capable and talented receivers to come-up with those crucial catches every Saturday.

Wallace will serve as another solid pair of hands to help move the chains this season. Throughout his three previous seasons, Wallace's hard work and determination has made him one of the most reliable players for the coach Marzka. Now looking to go out on top, Wallace is prepared to have his best season to date.

Last season marked a breakout year for Pillar. Ranked second on the team in touchdown receptions as a sophomore, Pillar has shown that he can easily take over when the game is on the line. In 2009, it was Pillar who caught back-to-back passes in the win over Lebanon Valley to earn a place in the NCAA

tournament.

Looking to see a lot more touches on the ball this fall will be Bakala and Caldwell Jr. This young talented duo could easily become two of the top receivers on the team and in the MAC. Bakala suffered an injury in the week two of the season, and was unable to bounce back before the end of the year. However, in 2010 Bakala will be a definite target as one of the most athletic players on this season's roster. Caldwell Jr., has shown tremendous growth in his first two seasons. The 6'3" receiver can make the high grabs that most players cannot.

Albright's run game will once again focus on the speed and agility of Josan Holmes. The 2008 MAC rookie of the year, Holmes returns this year in the best shape of his career. Last fall, Holmes led Albright with 536 total rushing yards, and 10 TD's. Another versatile player, Holmes closed out the year second in receiving with 43 catches and two touchdowns.

Hoping to have a breakout junior season will be speedster Clif LeGrand. Combined with Holmes athleticism this pair should be a one-two punch every time they step on the field. A member of the Albright track and field team, LeGrand was one of the Lion's top sprinters and high jumpers last winter. This fall he will look to take those abilities and put them to great use on the gridiron.



Luke Wallace

Big-man Tyrell Drumgo is also primed and ready to help out the Lions run-game in 2010. The senior, who has battled through injury throughout his career, will look to make an impression in his final season. The 250-pound fullback plowed through the opposition in the NCAA tournament last season.


Fans can also look for 6'2" Andrew Hettinger to step-up at the tight-end position. Despite playing a variety of different positions last year, Hettinger stands as the team's biggest and most experienced player at the position.

This season the Lions will be testing a large and talented group of players at quarterback. With the loss of Tanner Kelly '10 and Pat Subers '10 to graduation, the most important position for the Lions offense is up for grabs for the hungriest player.


Switching to Albright's bread and butter, this year's defensive unit will showcase a whole new array of talent, speed and strength.

Amongst these key players will be Ryan Ott, who will look to build upon a very successful and promising career. Last season, the New Jersey native recorded 30 tackles as a sophomore, which was the second most of any player in his class.

Returning as one of the defense's top tacklers this season will be Bergery, who had 42 stops last year. Bergery had numerous team leading performances, but none were as impressive as his 14 stops in the 26-7 win over Lycoming College. His team first attitude will be a must if the Lions defense is to strive this fall.



Ryan Ott



John Whelan

At inside linebacker Rob Mancinelli will be another player who will have to step up come this fall. After recording a career best 47 tackles last season, four of which were for a loss, Mancinelli has everything he needs to have a sensational senior campaign. McAdams, who is also a senior this fall, will be one of the team's biggest leaders. In all 13 games played last season, McAdams recorded 16 tackles, and a pair of sacks.

Eddie Mitchem returns for his final season with the program at defensive tackle. The 297-pounder has proven to be as solid as a rock on numerous occasions throughout his career. With 36 stops to his name in '09, Mitchem will look to bring the pain every Saturday.

In the secondary, the Lions welcome back senior cornerback Josh Hare. For the past five seasons, the Lions' backfield has been one of the best in the conference, and Hare will continue that trend this fall. After posting a career-best 46 tackles, and three interceptions, Hare will make the opposition think twice before throwing deep every Saturday.

Also helping out in the secondary will be Joe Baciotti. Despite being sidelined last fall, Baciotti is still one of the Lions most dangerous players in the back field. In 2008, Baciotti lead Albright with five interceptions and recorded 23 tackles as well, while playing alongside All-American Matt Christ '08.

On special teams, place kicker John Whelan and punter Brooks Mitzkewich will be the leg's that drive the Lions in those crucial moments. As one of the top kickers in program history, Whelan capped off a stellar junior season with a first-team all-conference and ECAC South-east honors. In 13 games, the New Jersey native was 9-for-12 on field goal attempts, which

included a 45-yarder against Lycoming. He also made 37 PAT's, and recorded the only points in the quarterfinal round loss at Mount Union College.

For Mitzkewich, the 2010 will truly be his year to shine. With the absence of Kelly as the team's punter, Mitzkewich will be essential in putting the ball as far into the opposition's territory as possible. With a leg that can send the ball nearly the entire length of the field, Mitzkewich will quickly be putting returners back on their heels once the season begins.

Just like years prior, the 2010 Lions will feature a truly diverse combination of new and veteran talent. No matter what happens this season, these athletes will be pushed to reach their full potential every day they put on their red and white jerseys.



John Marzka

Head Coach

4th Season (26-9, .743)

Head Coach John Marzka is entering his fourth season at the helm of the Albright College Football program. Named Head Coach in 2007, he and his staff inherited a 2-8 football team and have since directed one of the most impressive turnarounds in NCAA history. The Lions have amassed a 26-9 record and three post-season wins since Marzka's arrival. His 74% win ratio is the best for any Albright Football coach with at least three seasons leading the program, while his 26 wins are the most of any Lions' gridiron coach in his first three years on the job.

The Marzka File

Season	GP	Wins	Losses
2009\$	13	11	2
2008*^	11	8	3
2007	11	7	4

\$-NCAA Tournament Appearance

*-Middle Atlantic Conference Champion

^-ECAC Bowl Champion

The Lions' 2009 campaign proved to be the most successful season in Albright Football tradition, as the Red and White finished 11-2 and advanced to the 3rd round of the NCAA National Playoffs for the first time in school history. Albright's 11 wins were the most ever in the 102 years of the storied program, while their final ranking of 9th in the country by the AFCA was the highest national ranking ever. The Lions also ranked 3rd in the final ECAC-Lambert Meadowlands Division III Football Poll after making their first trip to the NCAA playoffs since 1996.

In the final regular season game, Albright played themselves into the NCAA tournament with a thrilling come from behind, double overtime victory over Middle Atlantic Conference (MAC) rival Lebanon Valley College 44-43, to finish the regular season at 9-1 and receive an at-large bid to the post-season. In the first round, Albright went on the road to upset higher seeded Alfred University 35-25. The Lions then traveled to Doylestown, PA for round two, to unseat Delaware Valley College 27-3 and avenge their only loss of the regular season. The Lions' title run came to an end in the National Quarterfinals vs. eventual runner-up Mount Union College in Alliance, OH.

This record-setting season produced 10 All-Conference selections, three D3football.com All-East Region honorees, three ECAC 1st Team All-Stars, MAC Offensive Player of the Year, ECAC Southeast Player of the Year, ECAC overall Division III Player of the Year, D3football.com East Region Player of the Year and one D3football.com All-American selection. Additionally, between D3football.com, the ECAC and MAC Conferences; the Lions earned 12 "Player of the Week" honors for outstanding individual game performances in 2009. Most importantly, the Red and White put 11 Lions on the MAC Academic Honor Roll and 32 student-athletes attained a 3.0 GPA or higher for the fall 2009 semester.

In recognition of his leadership, Marzka was named the 2009 John C. Whitehead / Nike NCAA Division III Coach of the Year. In accepting the award, Marzka responded, "This is quite an honor, but it is merely a reflection of the hard work and commitment of our coaching staff and student-athletes towards reaching their full potential. When you are able to provide an environment where each player can strive daily to reach his full potential as a person, as a student and as an athlete; the results on the field and the accolades simply take care of themselves."

In 2008, Marzka led the Lions to the program's first MAC Championship in 11 years. Outstanding performances again abounded, as Albright boasted eight All-Conference honorees, MAC Rookie of the Year, two All-East Region selections, three Southeast All-Stars and one All-American honoree. Additionally, eight players earned "Player of the Week" honors for individual game production. A 2008 candidate for the Liberty Mutual Coach of the Year award, Marzka led the Lions to their first eight-win season since 1997 and first post-season bowl victory since 2004; as they beat perennial New Jersey Athletic Conference (NJAC) power, Montclair State University, 42-14 in the ECAC South Central Championship Game. For the fall 2008 semester, Albright placed 13 players on the MAC Academic Honor Roll, while 33 student-athletes attained a 3.0 or higher GPA.

In 2007, Marzka's first season at Albright, he led the Lions to a second place finish in the MAC and an appearance in the ECAC South Atlantic Bowl. With a 7-4 record, Marzka and his staff achieved one of the best year-to-year turnarounds in all of Division III, as the Red and White won 5 more games than in the previous season. Along the way, the Lions produced eight All-Conference selections, MAC Offensive Player of the Year, two All-East Region honorees, one All-American and one Academic All-American selection. Individual Lions received "Player of the Week" recognition a total of 16 times, 11 student-athletes were named to the MAC Academic Honor Roll and 33 players achieved a 3.0 or higher GPA for the fall 2007 semester.

As Albright's quarterbacks coach, Marzka developed one of the most successful QBs in Albright College history. Tanner Kelly, a December 2009 graduate, started 42 games over his career while completing 65% of his passes for 9,616 yards and 80 touchdowns. In all, Kelly accounted for 10,576 yards of total

offense, rushed and threw for a combined 91 TDs and was nationally ranked in most NCAA statistical categories throughout his career. Kelly was named a "Player of the Week" an astonishing 16 times in his last 35 games and was named the Pretzel Bowl MVP a record three times in four years.

In 2009 alone, Kelly finished the season ranked 12th in the nation in Passing Efficiency (155.38) and 15th in the nation in Passing Yards (3,030), while his 68% completion rate was 6th best in the country. For his performance, Kelly was named a first team All-MAC selection as QB and the MAC Offensive Player of the Year. It marked the second season he was honored in both categories under Marzka's tutelage. Kelly was also named both 1st Team All-East Region QB and East Region Player of the Year by D3football.com; while the ECAC named Kelly 1st Team DIII All-Star, Southeast Player of the Year and the overall Division III Player of the Year.

A native of Erie, PA, Marzka earned a Bachelor of Arts degree in psychology from Allegheny College in 1991. He was a three-year letter winner and two-year starter at center for the Gators, and served as senior co-captain on the 1990 NCAA Division III National Championship team. Marzka was a two time first-team All-North Coast Athletic Conference (NCAC) selection as offensive center and named a Champion 1st Team All-American as a senior, after garnering H.M. All-American honors his junior year. Marzka, the 1990 Claire Jackson Outstanding Offensive Lineman recipient, also helped the Gators earn 3 NCAC Championships, two trips to the NCAA Playoffs and a 36-7-2 overall record during his playing career.

Marzka began his coaching career in 1991 at Erie Academy, where he worked with both the offensive and defensive linemen. In 1992, he returned to Allegheny to coach the defensive line; while also serving as Assistant Academic Coordinator and Assistant Recruiting Coordinator. In 1994 he was elevated to Offensive Line Coach, Recruiting Coordinator and Academic Coordinator; and then served as the Gators' Offensive Coordinator for the 1996 and 1997 seasons. During his six years coaching at Allegheny, the Gators compiled a 55-5 regular season record, won four NCAC championships and reached the NCAA Playoffs on four occasions.

Through four seasons coaching the Gators' offensive line (1994-1997), Marzka coached five All-Americans, two Academic All-Americans and developed ten offensive linemen to the All-NCAC first-team. Under Marzka's guidance as Offensive Coordinator (1996-1997), the Gators led the NCAC in scoring and total offense in both seasons, as he coached five offensive All-Americans and 15 All-NCAC offensive players, with 11 earning first-team honors. As Allegheny's Recruiting Coordinator (1994-1997), Marzka designed and led a recruiting strategy that laid the foundation for three NCAA Playoff appearances. As Academic Coordinator, he directed Allegheny's support program that helped to graduate 126 of 128 (98%) senior football players over his tenure.

In 1998, Marzka was named Offensive Coordinator at Division 1-AA Fordham University. Under Marzka's direction, the Rams' offense set school records for both scoring and total offense, while five individual passing and receiving records also fell. The Rams went on to capture the storied Liberty Cup in 1998 with an impressive week-10 road victory over Patriot League rival, Holy Cross.

In 2001 Marzka became the Associate Head Coach, Offensive Coordinator and Recruiting Coordinator at Thiel College. He helped the Tomcats reach new heights on the field, culminating in an 11-1 campaign in 2005 that included the school's first ever NCAA national-playoff berth, first undefeated regular season since 1950 and first PAC Championship since 1972. Marzka's 2005 offense totaled 4,833 yards, averaged 33 points, and set 25 school records. In his six seasons at Thiel, Marzka's offense set or tied school records 56 times, while he coached four offensive All-Americans, two Academic All-Americans, five All-South Region players, one South Region Co-Offensive Player of the Year, one South Region Offensive Lineman of the Year, and 43 All-PAC offensive players.

As the Tomcat's Quarterbacks Coach, Marzka guided the growth of the most successful QB in Thiel College history. Darrell Satterfield, a 2006 graduate, shattered 11 of a possible 16 school quarterbacking records in just two seasons as the signal caller. Satterfield was 18-4 as the starter, unprecedented by any quarterback in the 100+ year history of the program.

Marzka also served as Academic Coordinator during his time with the Tomcats. He created and implemented an academic support program that helped the Tomcat football team achieve a team GPA higher than the all-male student average for his last 4 consecutive semesters. For the fall 2006 semester, a record 39 players attained a 3.0 or higher GPA, 13 were named to the PAC Academic Honor Roll, and six players attained a perfect 4.0 GPA. For his efforts in academic excellence, Marzka received Thiel's "2006 Distinguished Innovator Award". In his capacity as the Tomcat's Recruiting Coordinator, Marzka designed and led the execution of a recruiting model that built the foundation of players for the 2005 PAC Championship and 2nd round trip to the NCAA Playoffs.

John and his wife, Diane, reside in Sinking Spring, PA and they have one son, Riley.



Over the past three seasons Head Coach John Marzka has made Albright into one of the most recognizable programs in Division III football. In 2009 he was named Nike DIII Coach of the Year after leading the Lions to their first 11 wins season in program history



Mike Boyer

Defensive Tackles

2nd Season

Mike Boyer is in his second season on the Albright football coaching staff and has recently been promoted to the position of Defensive Tackles coach.

Boyer comes to Albright from Boyertown Area High School, where he was the offensive coordinator and quarterbacks coach from 2002 through 2007. Boyertown won the first league championship in school history when they won the PAC-10 championship in 2006. That season the offensive unit recorded the most points in school history.

Prior to coaching at Boyertown, Coach Boyer was the offensive coordinator and running backs coach at Exeter Senior High School from 1994 through 1998. Exeter won the league championship in 1997 and was the only team in the

school's history to qualify for the PIAA state play-offs.

Coach Boyer is an alumnus of Exeter High School and graduated Magna Cum Laude from Kutztown University of Pennsylvania with a 3.64 GPA in secondary education with a concentration in History/Citizenship.

Boyer teaches in the Hamburg Area School District. He and his wife Cindy have four children, Elizabeth 8, Kellen 5, Conlan 3, and Griffin 1.



Victor Brown

Running Backs Coach

3rd Season

Victor Brown is entering his third season on the Albright College coaching staff. He is responsible for coaching the running backs.

During Victor Brown's time at Albright, he has developed Josan Holmes into one of the top running backs in the MAC. Holmes was Albright's first 1,000 yard rusher since 1995 and was honored as the MAC rookie of the year in 2008.

Brown began his college football career at Kutztown University where he started at guard as a red-shirt freshman. After his sophomore year at Kutztown, he transferred to Bloomsburg University where he was a two-year starter at offensive center.

In his two seasons at Bloomsburg, Brown was a member of two PSAC East Championships teams, and 1996 NCAA Division II playoff qualifiers. As a senior, Brown earned All-PSAC East and All-ECAC honors. He graduated from Bloomsburg University in the spring of 1998. Brown began his coaching career as an assistant at Sun Valley High School in 1998 and helped lead Sun Valley to a conference championship.

He then coached the offensive line coach at Reading High School from 1999 to 2000; helping the Knights to win the Lancaster/Lebanon League section 1 championship in 2000. Brown then moved on to coach the defensive line at Wilson High School from 2001 to 2003. Wilson won the Lancaster/Lebanon League section 1 championship in 2001 and advanced to the district 3 championship game. After three seasons at Wilson, Brown returned to Reading as the head football coach from 2004 to 2007.

Victor hails from Reading and is also employed as a special education teacher at Upper Merion High School. He and his wife Lisa have two daughters Emily and Kayla.



Matt Hoffert

Defensive Line/Assistant Special Teams Coordinator

1st Season


Matt Hoffert is entering his first season on the Albright College coaching staff. He will be assisting with the running backs, with a primary focus on the fullbacks.

Hoffert spent the last five years coaching at Hamburg Area High School, where he served as the offensive and defensive line coach from 2005 through 2009. The Hawks made the District 3 Playoffs two years straight in the 2006 and 2007 season. In 2008 they made the Eastern Conference Class AAA semifinals.

Hoffert graduated from Delaware Valley College in 2005 with a Bachelors Degree in Agronomy and Environmental Science.

At Delaware Valley he played on the Offensive Line at both Center and Guard. A three-year letter winner, Hoffert played on the 2003 ECAC Championship team, the 2004 MAC Championship team and made it to the 2004 NCAA Division III Quarter Finals under the coaching of G.A. Mangus, current Assistant Coach at the University of South Carolina. During this run the Delaware Valley College program also became one of the greatest one year turnarounds in NCAA Division III history.

Hoffert currently works in Pottsville as a Building Code Official at Alfred Benesch & Company. He and his wife, Sheri, reside in the Hamburg Area.



Rob Hollway

Defensive Line/Assistant Special Teams Coordinator

1st Season

Robert Hollway Jr. is entering his first season on the Albright College coaching staff. He is responsible for coaching the defensive ends and will serve as assistant special teams' coordinator.

Hollway graduated from the University of Wyoming in 2008. He was a 5 year student athlete on full scholarship at a competitive Division 1A school. While at Wyoming, Hollway played all positions on the defensive line, including end, tackle, and nose guard. He was a versatile player whose size and speed allowed him to contribute all over the field. While at Wyoming the Cowboy's compiled impressive victories over Tennessee, Mississippi, Virginia, TCU, Utah, and most notably a win over UCLA in the 2004 Las Vegas Bowl. Between his junior and senior year Hollway appeared in 23 out of a possible 24 games.

Hollway went to high school in Richfield, Minnesota where he was a standout defensive linemen and offensive center at the Academy of Holy Angels. Hollway was a two time all conference player, two year team captain, and one year all-state defensive lineman. He was ranked as the 10th best player in Minnesota's 2004 recruiting class on Rivals.com. Hollway also played hockey and was a dominant track and field - shot and discus thrower.

Hollway has a long lineage of current and former college and NFL coaches. His father Bob was a defensive end at the University of Michigan, and his uncle Mike, is the head football coach at Ohio Wesleyan University (1987-current) in Delaware Ohio. Hollway's grandfather Bob Hollway played and coached at the University of Michigan. Additionally, he was the defensive coordinator for the Vikings from 1967-70 and 1978-86 and helped introduce the legendary "Purple People Eaters" under long time Vikings head coach Bud Grant. Hollway's grandfather was also the Head Coach of the St. Louis Cardinals from 1971-73.

Hollway earned a BA degree in communications in 2008 from the University of Wyoming. In 2009, he coached the defensive line at East Ridge High School in Woodbury, Minnesota before joining the Albright College football team.



Mike Hoyt

Assistant Coach/Defensive Coordinator

7th Season

Mike Hoyt enters his seventh season as the assistant coach/defensive coordinatory, and inside linebacker coach at Albright.

Hoyt who graduated from Canisius College in Buffalo, NY in 1992 was a three-time letterman honoree as a safety for the Golden Griffins. In his senior Hoyt was named a CoSida Academic All-American, team defensive MVP, and was voted captain by his teammates.

Hoyt's coaching career began at Onondaga Central High School in New York in 1992. While with Onondaga, Hoyt worked with the defensive backs and offensive line. The 1993 season would see Hoyt take a running backs and defensive backs coaching position at Port Byron High School in New York. After just one year with Port Byron, Hoyt returned to his alma mater to work with the defensive line and eventually mentored Division I-AA All-American and MAAC Defensive Player of the Year Frank Zabawa.

The 1996 and 1997 seasons would see Hoyt take over as the defensive line coach at Divison II Millersville University in in Millersville, PA. From there he moved to the coaching staff at Franklin and Marshall for the 1998 season this time coaching the running backs. Following his stint with F&M, Hoyt took over as Head Coach at Solanco High School in Lancaster County for two seasons. He then returned to Franklin and Marshal in 2001 and remained there until 2003.

Hoyt also serves as the director of strength and fitness for all of Albright's athletic teams.



Jeff Gelormini

Tight Ends/Offensive Line Coach

2nd Season


Jeff Gelormini is entering his second season on the Albright College coaching staff. He is responsible for coaching the tight ends and assisting with the offensive line.

Gelormini graduated from Ashland University (Ohio) in 2008. He was a 5 year student-athlete, red-shirting his freshman year and earning a scholarship for his final three seasons, playing guard and center at the Division II level. He was part of a senior class that helped turn the Ashland program into a perennial playoff team. He played under Lee Owens who became the Head Coach at Ashland in 2004 and inherited a 2-8 squad. By Gelormini's senior year the team improved to 8-3 and earned a 2007 NCAA Division II playoff berth.

In his junior and senior year, he was elected captain of one of Ashland's Accountability Teams. He graduated with a BS in Sport Management, and Sport Communication with a minor in Business Administration.

Gelormini coached at Saint Joseph's Collegiate Institute in Buffalo, New York for the 2008 season. While at St. Joes he coached the offensive and defensive lines, and also served as both the special teams, and weight room coordinator.

Gelormini worked with the Big Brothers, Big Sisters program at the YMCA in Ashland, OH.. He coached for 5 summers at Jim Kelly Football Camp in Buffalo, New York. In addition to coaching, he also served as administrative assistant to Jim Kelly Inc. in 2008 He is originally from Buffalo, New York and now resides in Reading.



Tanner Kelly

Assistant Quarterbacks Coach/Offensive Quality Control

1st Season

Tanner Kelly begins his first year coaching for the Lions after completing one of the most successful four year careers in Albright Football history.

Kelly graduated from Albright in December 2009 with a Bachelors degree in history and secondary education. He will serve as the Assistant Quarterbacks Coach and oversee quality control issues for the offensive staff.

As the Lion's QB and Punter, Kelly started 42 games over his career while completing 65% of his passes for 9,616 yards and 80 touchdowns. In all, Kelly accounted for 10,576 yards of total offense, rushed and threw for a combined 91 TDs and was nationally ranked in most NCAA statistical categories throughout his career. Kelly was named a "Player of the Week" an astonishing 16 times in his last 35 games and was named the Pretzel Bowl MVP a record three times in

four years.

In 2009 alone, Kelly finished the season ranked 12th in the nation in Passing Efficiency (155.38) and 15th in the nation in Passing Yards (3,030), while his 68% completion rate was 6th best in the country. For his performance, Kelly was named a first team All-MAC selection as QB and the MAC Offensive Player of the Year.

It marked the second season he was honored in both categories. Kelly was also named both 1st Team All-East Region QB and East Region Player of the Year by D3football.com; while the ECAC named Kelly 1st Team DIII All-Star, Southeast Player of the Year and the overall Division III Player of the Year.

Kelly was also a two-time first team All-MAC Punter and led the conference in punting average for two years. The MAC rookie of the year as a freshman and a four year starter for the Lions, he led Albright's recent turnaround; as the Lions went from 2-8 in Kelly's freshman season to an 11-2 record and National Quarterfinal appearance in the NCAA playoffs during the 2009 season.

Kelly hails from Clearfield, PA and is currently pursuing his masters of education degree from Albright College.



Michael Neale

Wide Receivers/Returners Coach

4th Season

Mike Neale is in his fourth season at Albright College. During his first three seasons Neale coached the wide receivers and kick/punt returners, as well as serving as the JV Head Coach and Director of Football Operations. This season, Neale will serve as the Special Teams Coordinator, Recruiting Coordinator, and Inside Linebackers Coach.

In Neale's three years coaching the wide receivers, he developed 1 All American Wide Receiver, 4 All Conference Wide Receivers, and 2 ECAC All Star Receivers. The Lions' passing game thrived as one of the top air attacks in the MAC, and saw WR Nate Romig develop to become the leading scorer in the history of Albright College Football.

While coaching the kick and punt returners, Neale developed 2 All Conference Returners, as well as 1 All East Region and 1 ECAC All Star Returner. During that span, the Lions returned a MAC Conference leading 9 combined kicks and punts for touchdowns.

Neale came to Albright College in 2007 from San Diego, CA, where he worked with the offensive skill players at Grossmont College. Prior to that, Neale coached at Valhalla High School in San Diego from 2000-06, and saw the program develop into an offensive unit that ranked as one of the top scoring programs in San Diego County; averaging over 32 points per game. Neale also served as the Strength and Conditioning Coach at Valhalla for four seasons.

As a player, Neale enjoyed a record setting high school career as a running back and return specialist at Valhalla, which produced a number of honors; including being selected All C.I.F. San Diego Section. Neale continued his career at Grossmont College, receiving all conference recognition as a return specialist. Neale earned his AA degree, and transferred from Grossmont to complete his playing career as a wide receiver at Southwest Missouri State University.

Neale received his BA in History from California State University, San Marcos in 2002. In addition to a successful coaching background, Mike has four years of extensive business experience as a commodities broker and owner of two businesses before selling his brokerage to move to coaching college football on a full time basis.



Steve Rivera

Outside Linebackers/Video Coordinator

1st Season

Steve Rivera begins his first season as an assistant coach with the Albright Lion's football team. Rivera will coach the outside linebackers and serve as the program's Video Coordinator.

Rivera comes to Albright after coaching the past two years at Mercyhurst College. Rivera served as the Video Coordinator for the Lakers as well as the tackles/tight ends coach in 2009 and as the running backs coach in 2008.

In 2009 Rivera helped guide two All-PSAC West selections in offensive tackle Dave Hetrick and tight end Josh Szeluga. Szeluga led the team with 44 catches and 497 yards and was selected to play in the Valero Cactus Bowl, while Hetrick was part of a unit that paved the way for the Laker running attack's 120.7 yards per game. In 2008 he developed Rich-

ard Stokes into a 1st Team West PSAC Division running back who broke both single season and career records for both rushing yards and touchdowns as a senior in 2008.

A four-year player at Bucknell University, Rivera played on the offensive line for the Bison and also spent his senior year as a member of the wrestling team. Prior to his time at Bucknell, he was a four-year starter on the football and wrestling teams at Colonial High School in Orlando, Fla.

While at Bucknell, Rivera also worked as an instructor at numerous football camps, including the Susquehanna House Football Camp and the Bucknell Bison Big Man's Camp.

Rivera was a double major at Bucknell, earning degrees in political science and religion in May of 2008. He currently resides in Reading, Pa.



Percy Sweeting

Assistant Offensive Line Coach

1st Season

Percy Sweeting is entering his first season on the Albright College coaching staff. He is responsible for assisting with the offensive line.

Percy started his football career at North Carolina Central University in Durham, NC. After redshirting his freshman year he transferred to Thiel College in Greenville, Pa. where he was coached by Albright College's current head coach John Marzka.

Sweeting was a mainstay on a veteran offensive line that allowed only 8 quarterback sacks in 2004 and only 7 sacks in 2005. He was part of a tremendous turnaround at Thiel as the Tomcats went from 3-7 in 2003, to 7-3 in 2004 and then an 11-1 season and PAC championship in 2005. It was the school's first ever appearance in the NCAA DIII playoffs,

advancing to the second round.

Sweeting was a starter at left tackle and earned All- PAC honors as a senior in 2006. He graduated from Thiel in the spring of 2007 with a Bachelor of Arts degree in psychology.

Sweeting began his coaching career as an assistant coach at Glen Mills School in Concordville, Pa in the summer of 2007 where he coached the defensive line and served as the strength and conditioning coordinator. He helped the Battling Bulls advance to their first ever PIAA playoff appearance, and Delaware Valley League championship in the 2007 season.

Sweeting returned to his hometown of Nassau, Bahamas in 2008 to serve as the head boys' basketball coach at St. Anne's High School and assisted with youth programs to build the popularity and interest of the sport of football in the Bahamas.

Sweeting returned to the States in 2010 to begin his college coaching career at Albright. He and his wife Nicole reside in Exton, Pa.



Jesse Thompson

Wide Receivers/Director of Football Operations

1st Season

Jesse Thompson enters his first season as wide receivers coach and Director of Football Operations for the Lions.

Thompson comes from Portland State University (FCS) where he served as the running backs coach during the past two seasons.

Portland State is a member of the Big-Sky Conference. During his time at Portland State, Thompson worked under legendary coaches Jerry Glanville and Mouse Davis. Thompson mentored an offensive unit that led the country in passing yards per game during the 2008 season. As the Vikings running backs coach, Thompson helped develop running back Bobby McLintock into a 2009 1st Team All-Big Sky Conference player.

Prior to his appointment at Portland State, Thompson was a running backs coach at Northern State University (D2) during the 2007 season. Northern State competes in the Northern Sun Intercollegiate Conference (NSIC). Thompson was also the summer camp coordinator as well as aiding in the team's strength and conditioning program.

Thompson began his collegiate coaching career at Lewis and Clark College (D3) as a defensive backs coach. In his three seasons with Lewis and Clark, Thompson also spent time coaching both wide receivers and running backs in addition to directing a kick-off return unit that led the NW conference in avg. yards per return for two consecutive years.

As a high school athlete, Thompson was selected as an all-city running back and team MVP. In college, Thompson competed at Portland State and Southern Oregon as a fullback. He helped lead Southern Oregon to the 2001 NAIA quarterfinals and its best season in school history. After his college playing career, Thompson coached two seasons at Madison High School in Portland, OR, where he coached linebackers and running backs and was the JV head coach.

A native of Portland, OR, Thompson graduated with a BS in Health Education from Portland State University and is currently working on completing his Master's Degree in Health, Physical Education and Coaching.



Mike Winslow

Offensive Coordinator/Offensive Line Coach

3rd Season

Mike Winslow begins his third season as offensive coordinator and offensive line coach for the Lions. Winslow held assistant coaching positions at the University of Maine and Thiel College prior to his appointment at Albright College. This past fall, Winslow played an important role in mentoring a Lion offense that helped Albright College post a 11-2 record and National-Quarterfinal appearance in the NCAA playoffs. Under Winslow's direction, the Albright offense accumulated 5,181 yards of offense and produced 51 touchdowns. The Lion offense ranked nationally in Pass Offense (24th), and Pass Efficiency (14th), while individual performers finished the season ranked in the top 25 nationally in Pass Efficiency, Receptions Per Game and Receiving Yard Per Game.

Winslow's offense also produced the Middle Atlantic Conference (MAC) Offensive MVP, four All-MAC performers, two ECAC Southeast All-Stars, ECAC Southeast Region Offensive Player of the Year, ECAC Division III overall MVP, two

D3football.com All-East Region, D3football.com East Region Offensive Player of the Year, and a D3football.com All-American. The Lion offensive unit led the MAC in scoring with 34.5 points/per game at the end of the regular season. They also led the MAC in Average Yards Per Play (5.9), Touchdowns (51), Total Offense (5,181), Pass Offense (285.8 yards/per game), Pass Efficiency (154.8), First Downs (20.8 per game), and 4th Down Conversions (60%). The Albright offense also finished second in 3rd Down Conversions (44.4%) and ranked third in Rushing Touchdowns (22).

In 2009, the Lions offense scored 30 or more points seven times, accumulated 400 yards of total offense six times and amassed over 600 yards of offense in two contests. Members of the Lions offense were recognized as conference players of the week four times in 2009. Winslow tutored an offensive line unit that featured two All-MAC performers in Adam Burkart and Matt Odenwalt. In his first season with Albright in 2008, the Lion offensive unit went from last in rushing (2007) to third place in the conference. Winslow tutored an offensive line unit, led by 1st Team All-MAC performer Therron Deets, which paved the way for the first 1,000 yard rusher at Albright College since 1995. Winslow's line produced an All-MAC Rookie of the Year award winner. This unit produced 150 yards rushing or greater six times, and amassed over 200 yards rushing in four contests.

The past two seasons the Lions have accumulated more offensive yards (8,646) than any other MAC school and produced 84 touchdowns. Winslow has mentored seven All-MAC performers since his arrival to Albright College.

Name	Cl.	Pos.	Ht.	Wt.	Hometown / High School	Name	Cl.	Pos.	Ht.	Wt.	Hometown / High School
Richie Applegate	So.	FS	5-10	200	Morrisville, Pa. / Pennsbury	Adam Galczynski	So.	QB	5-10	185	Kutztown, Pa. / Kutztown Area
Joe Arneth	Jr.	FS	6-0	195	Jackson, N.J. / Jackson Memorial	Steffen Gonzalez	Fr.	OL	6-4	255	Toms River, N.J. / Toms River East
Mike Ayoub	Fr.	WR	6-0	185	Leesburg, Va. / Loudoun County	Nick Goodling	Sr.	MLB	5-9	225	Lancaster, Pa. / Conestoga Valley
Joe Baciotti	Sr.	OLB	5-8	180	Lancaster, Pa. / Manheim Township	Don Gould	So.	DE	6-2	235	Baltimore, Md. / Cardinal Gibbons
Josh Bakala	Jr.	WR	6-0	195	Keansburg, N.J. / Keansburg	Tymere Grant	Jr.	DT	6-0	270	Newark, Del. / Dickinson
Colton Barber	Fr.	LB	5-10	196	Schuylerville, N.Y. / Schuylerville	Greg Greear	Fr.	OL	6-3	320	Bel Air, Md. / Patterson Mill
Allen Barkers	Sr.	ILB	6-0	225	Mount Laurel, N.J. / King's College	PJ Green	So.	WR	6-3	185	Washington D.C. / DuVal
Josh Barndt	So.	DT	5-11	258	Quakertown, Pa. / Quakertown	Stu Grogan	Jr.	OL	6-4	275	Upper Darby, Pa. / Upper Darby
Darren Barnett	Jr.	MLB	6-0	229	Farmingdale, N.J. / Colts Neck	Donny Guido	Fr.	DT/DE	6-0	256	Baltimore, Md. / Eastern Technical
Jake Bentsen	So.	OL	6-0	265	Atco, N.J. / Hammonton	Jasko Hajdarevic	Jr.	DE	6-2	225	Carlisle, Pa. / Carlisle
Mark Bergery	Jr.	CB	5-8	185	Jackson, N.J. / Jackson Memorial	Francis Hall	Jr.	DE	6-3	230	Harrisburg, Pa. / Lower Dauphin
Matt Betz	Fr.	OL	6-2	250	Point Pleasant, N.J. / Point Pleasant Borough	Tyler Hamlet	Fr.	OLB	6-1	225	Southampton, Pa. / William Tennent
Matt Bracho	Fr.	OL	6-2	290	Gaithersburg, Md. / Quince Orchard	JT Harding	So.	DT	6-3	253	Wilmington, Del. / Concord
Kevin Bree	Fr.	ILB	6-0	230	Yardley, Pa. / Pennsbury	Josh Hare	Sr.	CB	5-11	175	York, Pa. / Kennard-Dale
Troy Brennan	So.	WR	5-11	175	Northfield, N.J. / Mainland Regional	Jeremy Hartman	Fr.	OLB	6-3	225	Little Egg Harbor, N.J. / Pinelands Regional
Uriah Brickhouse	Fr.	TB	5-7	176	Sewell, N.J. / Washington Township	Colin Healy	Fr.	DE	6-1	230	Yardley, Pa. / Pennsbury
Brandon Brown	Fr.	DE	6-2	255	Plymouth Meeting, Pa. / Plymouth Whitemarsh	Collin Hecker	Fr.	P	6-0	170	Shillington, Pa. / Holy Name
Keith Bruno	Jr.	FS	5-10	205	Brick, N.J. / Brick Memorial	Andrew Hettinger	Sr.	TE	6-2	235	Sinking Spring, Pa. / Wilson
C.J. Bruno	Fr.	DT	5-8	250	Port Reading, N.J. / Woodbridge	Matthew Hnatiuk	Fr.	FS	5-10	187	Baltimore, Md. / Loyola Blakefield
Sean Caldwell, Jr.	Jr.	WR	6-3	195	Bayonne, N.J. / Bayonne	Paul Hobbs	Fr.	LB	5-11	208	Sayreville, N.J. / Jackson Memorial
Austin Campbell	Fr.	QB	5-10	170	Leesburg, Va. / Loudoun County	Javon Hodges	So.	WR	5-8	160	Sayreville, N.J. / Sayreville War Memorial
Brennan Candito	So.	SS	6-0	205	Brick Township, N.J. / Brick Township	Josan Holmes	Jr.	TB	5-9	160	Penlynn, Pa. / Wissahickon
Mark Capetola	Fr.	DE	6-0	230	Egg Harbor Twp., N.J. / Egg Harbor Twp.	Taylor Howes	Jr.	OL	6-3	290	Freehold, N.J. / Colts Neck
Adam Carey	Jr.	SS	5-10	202	Toms River, N.J. / Toms River North	Ty Hughes	So.	TB	6-0	220	Point Pleasant, N.J. / Point Pleasant Borough
Andrew Castano	Sr.	TE	5-11	228	Staten Island, N.Y. / Moore Catholic	Derek Hughes	Fr.	FS	6-0	185	Ashland, Pa. / North Schuylkill
Michael Cattolico	Jr.	QB	6-2	215	Richboro, Pa. / Archbishop Wood	Qaudir Johnson	Fr.	WR	6-0	135	Staten Island, N.Y. / Port Richmond
Shane Catts	So.	OL	6-4	280	Berrington, N.J. / Haddon Heights	Gavin Jones	Jr.	DE	6-1	210	Doylestown, Pa. / Central Bucks West
Ivan Cerkez	Sr.	TE	6-6	255	Mechanicsville, Md. / Chopticon	Ezra Kelly, Jr.	Fr.	WR	6-2	206	Long Branch, N.J. / Long Branch
Chris Ciccone	Jr.	OLB	6-1	195	Drexel Hill, Pa. / Upper Darby	Zach Kenny	Fr.	FS	6-0	175	Harrisburg, Pa. / Susquenita
Danny Cieniewicz	Jr.	TE	6-2	220	Leesport, Pa. / Schuylkill Valley	Mark Krisak	Fr.	WR	6-2	175	Alexandria, Va. / Thomas A. Edison
Devron Clark	Fr.	CB	6-0	190	Long Branch, N.J. / Long Branch	JP Lacey	Jr.	TE	6-4	230	Churchville, Md. / Milton Wright
Nate Coe	Fr.	OL	6-0	305	Glenelg, Md. / Glenelg	Casey Lawrence	Fr.	FS	6-0	175	Coaldale, Pa. / Panther Valley
Malik Compton	So.	FS	6-0	205	Baltimore, Md. / Gilman School	Ed Leech	So.	CB	5-9	180	Brick, N.J. / Brick Township
Jose Correa	Jr.	OLB	5-10	202	New Milford, N.J. / New Milford	Clif LeGrand	Jr.	TB	5-9	187	Prince Frederick, Md. / Huntingtown
Sean Cunningham	So.	OLB	6-0	200	Warminster, Pa. / Archbishop Wood	DJ Lewis	Jr.	OLB	5-11	200	Wilmington, Del. / Brandywine
Jamil Davis	Fr.	DE	6-2	217	Camden, N.J. / Leap Academy	Anthony Lucas	So.	OLB	5-9	225	Bowie, Md. / Mt. Oak Christian School
Kevin Deal	Fr.	CB	5-10	160	Roslyn, Pa. / Abington Senior	TJ Luddy	Fr.	QB/P	6-1	185	Bethlehem, Pa. / Freedom
Nelson Delgado	Jr.	FB	5-10	205	Bayonne, N.J. / Bayonne	Frank Maggio	Jr.	DE	6-0	220	West Long Branch, N.J. / Shore Regional
Casey DePrinzio	Fr.	MLB	5-11	225	Secane, Pa. / Ridley	Joe Magosin	Fr.	WR	6-0	180	Egg Harbor Twp., N.J. / Egg Harbor Twp.
Brandon Desrosiers	Fr.	RB	5-11	190	Hummelstown, Pa. / Lower Dauphin	Rob Mancinelli	Sr.	MLB	6-0	235	Absecon, N.J. / Holy Spirit
Nick Devine	So.	FB	6-1	220	Trevoze, Pa. / Archbishop Wood	Morgan Marquis	Fr.	RB	5-9	160	Olney, Md. / Colonel Zadok Magruder
Matt DiGiacomo	Fr.	OL	5-11	270	Lafayette Hill, Pa. / La Salle College	Dan Martisofski	Fr.	DE	6-2	220	Bethlehem, Pa. / Bethlehem
Jordan DiZeno	So.	OL	6-3	275	Jackson, N.J. / Jackson Liberty	Ryan McAdams	Sr.	OLB	5-10	205	Philadelphia, Pa. / Roman Catholic
Brian Dolan	Jr.	MLB	5-10	210	Bridgewater, N.J. / Bridgewater Raritan	Tim McCaffrey	So.	ILB	5-9	220	Philadelphia, Pa. / Father Judge
Terrance Downs	Fr.	WR/KR	5-7	156	Paulsboro, N.J. / Paulsboro	Pat McCarthy	Sr.	OL	5-11	275	Wayne, Pa. / St. Joseph Prep.
Tyrell Drumgo	Sr.	FB	6-0	260	Newark, Del. / Christiana	Mark McHugh	Fr.	QB	5-11	185	Garnet Valley, Pa. / Garnet Valley
Griffin Eldridge	Fr.	QB	6-4	190	Gaithersburg, Md. / Colonel Zadok Magruder	Daniel McNair	Fr.	WR	5-9	140	Mays Landing, N.J. / Holy Spirit
Dan Emmons	Jr.	DE	6-0	235	Fairless Hills, Pa. / Pennsbury	Tyler Metauro	So.	OL	6-1	275	Hillsborough, N.J. / Hillsborough
Matt Filosa	Fr.	QB	6-0	215	Jackson, N.J. / Jackson Liberty	Josh Mitchell	Fr.	DT	6-0	295	Yardley, Pa. / Pennsbury
Jimmy Fitzgerald	Fr.	OL	6-3	255	Mt. Airy, Md. / Urbana	Eddie Mitchem	Sr.	DT	6-0	285	New Oxford, Pa. / New Oxford
Charles Franklin	Fr.	WR	5-11	170	Bloomsburg, Pa. / Bloomsburg Area	Brooks Mitzkewich	Jr.	P	6-1	180	Frenchtown, N.J. / Delaware Valley
						Mike Mottola	So.	RB	5-9	195	Belvidere, N.J. / Belvidere

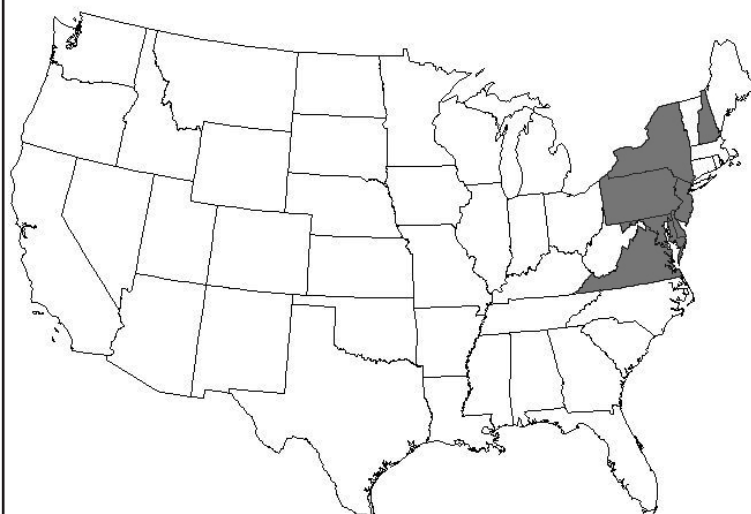
Name	Cl.	Pos.	Ht.	Wt.	Hometown / High School
Matt Moyer	Fr.	FS	5-11	170	Wernersville, Pa. / Conrad Weiser
Paul Muller	Jr.	DT	6-1	265	Belford, N.J. / Middletown North
Levi Myers	Fr.	LB	6-1	200	York, Pa. / Eastern York
Anthony Narisi	So.	TE	6-5	210	Warminster, Pa. / Archbishop Wood
Ike Nwokoye	Fr.	DT	6-7	276	Hanover, N.H. / Academy of the New Church
Steve Obst	Fr.	DB	5-10	175	Cape May, N.J. / Lower Cape May Regional
Matt Odenwalt	Sr.	OL	6-6	310	Lancaster, PA / Lancaster Catholic
Jerry Okocha	So.	DB	6-1	192	Baltimore, Md. / Chesapeake
Ryan Ott	Jr.	OLB	6-0	210	Waldwick, N.J. / Waldwick
Shaun Parkey	Fr.	FB	6-1	213	Highland Park, N.J. / Highland Park
Matt Pattison	So.	DE	6-2	240	Perkasie, Pa. / Pennridge
Drew Peterson	Fr.	WR	6-3	190	Bristol, Pa. / Harry S. Truman
Scott Pillar	Jr.	WR	6-2	185	Keansburg, N.J. / Keansburg
Devon Pizzo	So.	TE	6-0	230	Rosenhayn, N.J. / Cumberland Regional
Justin Price	So.	OLB	5-10	185	East Brunswick, N.J. / East Brunswick
Chris Rae	Jr.	DT	5-10	298	Jackson, N.J. / Jackson Memorial
John Reimer	So.	OL	6-4	265	Quakertown, Pa. / Quakertown Community
Marty Reinhardt	Jr.	FB	6-0	240	Oxford, Pa. / Oxford Area
Michael Rice	Jr.	CB	6-0	180	Bridgewater, N.J. / Bridgewater Raritan
Ryan Richards	Fr.	LB	5-10	218	Nesquehoning, Pa. / Panther Valley
AJ Richardson	Fr.	RB	5-3	155	Brooklyn, N.Y. / Fort Hamilton
Rion Robinson	Jr.	DT	5-10	275	Lanham, Md. / DeMatha Catholic
Jiyon Ruffin	Fr.	SS	5-11	219	Morristown, N.J. / Marristown
Matt Sands	Fr.	OL	6-3	295	Glassboro, N.J. / Glassboro
Ben Schaffle	Fr.	QB	6-2	172	Stevensville, Md. / Kent Island
Chris Schannauer	Sr.	OL	6-1	260	Reinholds, Pa. / Conrad Weiser
Joe Schrupp	So.	K	5-11	200	Kutztown, Pa. / Kutztown Area
Ryan Schwager	Fr.	RB/WR	5-11	185	Boyetown, Pa. / Boyertown Area
Nick Shackelford	Jr.	OLB	5-9	210	Crofton, Md. / Archbishop Spalding
Caleb Shilko	So.	WR	5-11	170	Tamagua, Pa. / Tamagua Area
Chase Skinner	Fr.	DT	6-0	225	Frackville, Pa. / North Schuylkill
Bruce Smith-Chant	Fr.	DT	6-2	307	Pottstown, Pa. / Milton Hershey
Brandon Speigle	Fr.	RB	6-0	180	Morrisdale, Pa. / West Branch Area
Ryan Tincknell	Fr.	QB	6-0	195	Quakertown, Pa. / Quakertown Community
Jim Trainor	Fr.	DB	5-8	168	Philadelphia, Pa. / Father Judge
Gage Trawick	Fr.	QB	6-1	195	Glenelg, Md. / Glenelg
Brandon True	Fr.	FS	5-8	183	Harrisburg, Pa. / Bishop McDevitt
Eric Wade	Fr.	TE	6-3	248	Bristol, Pa. / Bristol
Deon Walker	Fr.	FS	6-3	185	Frederick, Md. / Frederick
Luke Wallace	Sr.	WR	5-9	185	Cinnaminson, N.J. / Holy Cross
James Walton	Fr.	TE	6-2	222	Columbus, N.J. / Northern Burlington
Dre Washington	Fr.	LB/FS	5-10	184	Largo, Md. / Largo
Khalid Ways	So.	DB/KR	5-7	185	Camden, N.J. / Camden
David Webb	Fr.	DB	5-8	148	Highland Park, N.J. / Highland Park
Dan Wenclewicz	So.	OL	6-2	300	Langhorne, Pa. / Neshaminy
John Whelan	Sr.	K	6-3	185	Bridgeton, N.J. / Cumberland Regional
Mike Wilbur	Jr.	TB	5-9	180	Oceanport, N.J. / Red Bank Catholic
Chad Wilkerson	Fr.	WR	6-0	167	Annapolis, Md. / Archbishop Spalding
Trevon Wilks	Fr.	CB/KR	6-0	163	Baltimore, Md. / Calvert Hall College

BY CLASS

Seniors (16)	Juniors (35)	Sophomores (31)	Freshman (69)	
Joe Baciotti	Joe Arneth	Richie Applegate	Mike Ayoub	Casey Lawrence
Allen Barkers	Josh Bakala	Josh Barndt	Colton Barber	TJ Luddy
Andrew Castano	Darren Barnett	Jake Bentsen	Matt Betz	Joe Magosin
Ivan Cerkez	Mark Bergery	Troy Brennan	Matt Bracho	Morgan Marquis
Tyrell Drumgo	Keith Bruno	Brennan Candito	Kevin Bree	Dan Martisofski
Nick Goodling	Sean Caldwell Jr.	Shane Catts	Uriah Brickhouse	Mark McHugh
Josh Hare	Adam Carey	Malik Compton	Brandon Brown	Daniel McNair
Andrew Hettinger	Michael Cattolico	Sean Cunningham	C.J. Bruno	Josh Mitchell
Rob Mancinelli	Chris Ciccone	Nick Devine	Austin Campbell	Matt Moyer
Ryan McAdams	Danny Cieniewicz	Jordan DiZenzo	Mark Capetola	Levi Myers
Pat McCarthy	Jose Correa	Adam Galczynski	Devron Clark	Ike Nwokoye
Eddie Mitchem	Nelson Delgado	Don Gould	Nate Coe	Steve Obst
Matt Odenwalt	Brian Dolan	PJ Green	Jamil Davis	Shaun Parkey
Chris Schannauer	Dan Emmons	JT Harding	Kevin Deal	Drew Peterson
Luke Wallace	Tymere Grant	Javon Hodges	Casey DePrinzio	Ryan Richards
John Whelan	Stu Grogan	Ty Hughes	Brandon Desrosiers	AJ Richardson
	Jasko Hajdarevic	Ed Leech	Matt DiGiacomo	Jiyon Ruffin
	Francis Hall	Anthony Lucas	Terrance Downs	Matt Sands
	Josan Holmes	Tim McCaffrey	Griffin Eldridge	Ben Schaffle
	Taylor Howes	Tyler Metauro	Matt Filosa	Ryan Schwager
	Gavin Jones	Mike Mottola	Jimmy Fitzgerald	Chase Skinner
	JP Lacey	Anthony Narisi	Charles Franklin	Bruce Smith-Chant
	Clif LeGrand	Jerry Okocha	Steffen Gonzalez	Brandon Speigle
	DJ Lewis	Matt Pattison	Greg Greear	Ryan Tincknell
	Frank Maggio	Devon Pizzo	Donny Guido	Jim Trainor
	Brooks Mitzkewich	Justin Price	Tyler Hamlet	Gage Trawick
	Paul Muller	John Reimer	Jeremy Hartman	Brandon True
	Ryan Ott	Joe Schrupp	Colin Healy	Eric Wade
	Scott Pillar	Caleb Shilko	Collin Hecker	Deon Walker
	Chris Rae	Khalid Ways	Matthew Hnatiuk	James Walton
	Marty Reinhardt	Dan Wenclewicz	Paul Hobbs	Dre Washington
	Michael Rice		Derek Hughes	David Webb
	Rion Robinson		Qaudir Johnson	Chad Wilkerson
	Nick Shackelford		Ezra Kelly, Jr.	Trevon Wilks
	Mike Wilbur		Mark Krisak	

BY STATE

Pennsylvania (60) - New Jersey (56) - Maryland (23) - Delaware (4)
New York (3) - Virginia (3) - Washington D.C. (1)





Ryan McAdams

Senior

Outside Linebacker

5-10 / 185 lbs.

Philadelphia, Pa. / Roman Catholic

	UT	AT	Total	TFL	Sacks	RF	FF	Int.
2009	12	4	16	2.0	2.0	0	0	0
2008	4	5	9	1.5	0.0	0	0	0
2007	13	8	21	1.0	1.0	0	0	0
Totals	29	17	46	4.5	3.0	0	0	0

2009 Season: Appeared in all 13 games with the defensive unit ... Recorded his both his sacks against Delaware Valley in the NCAA tournament ... Tallied three tackles in three different games .. **2008 Season:** Played in four games in '08 before suffering a season ending injury. **2007 Season:** Recorded time in all 11 games played last season ... Combined for 21 tackles on the year which included one sack and one tackle for a loss.



Chris Schannauer


Senior

Offensive Line

6-1 / 281 lbs.

Reinholds, Pa. / Conrad Weiser

2009 Season: Started all 13 games for the Lions in his junior season. **2008 Season:** Started a total of eight games on the O-Line ... Appeared in 10 of the 11 games played. **2007 Season:** Started in 10 of the 11 games played as a freshman.



Mark Bergery

Junior

Cornerback

5-9 / 170 lbs.

Jackson, N.J. / Jackson Memorial

KICKOFF RETURNS					
	No.	Yds.	Avg.	TD	Long
2009	10	144	14.4	0	32
2008	6	95	15.8	0	38
Totals	16	239	14.9	0	38

2009 Season: Had a break out year as a sophomore appearing in 12 of the 13 games played ... Stepped on the field in all three NCAA tournament games ... Tallied a career best 14 tackles in the 26-7 win over Lycoming

DEFENSIVE STATISTICS								
	UT	AT	Total	TFL	Sacks	RF	FF	Int.
2009	37	5	42	0	0	0	0	2
2008	15	5	20	0	0	0	0	0
Totals	52	10	62	0	0	0	0	2

College ... Recorded a pair of interceptions on October 24th against Widener University ... Totaled seven tackles against Lebanon Valley College and Mount Union College. **2008 Season:** Played in all 11 games as a freshman ... Finished third on the team in kick-off returns ... Broke-up three passes when on defense.



Joe Baciotti

Senior

Outside Linebacker

5-9 / 175 lbs.

Lancaster, Pa. / Manheim Township

	UT	AT	Total	TFL	Sacks	RF	FF	Int.
2008	18	10	28	1.0	0	0	0	5
2007	19	15	34	0.0	0	1	0	2
2006	10	4	14	1.0	0	0	0	0
Totals	47	29	76	2.0	0	1	0	7

2009 Season: Sidelined with an injury. **2008 Season:** Led the Lions defense with a career best five interceptions. **2007 Season:** Played in all 11 games ... Finished in the top 10 on the team in tackles with 34 ... Tallied two interceptions and combined for 58 yards returning ... Broke up three of the oppositions pass attempts ... Recovered one fumble. **2006 Season:** Saw time in all 10 games in his rookie season with the Lions.



Allen Barkers

Senior

Inside Linebacker

6-0 / 220 lbs.

Mount Laurel, N.J. / King's College

2009 Season: Appeared in one game in his junior season with the Lions.



Andrew Castano

Senior


Tight End

5-11 / 225 lbs.

Staten Island, N.Y. / Moore Catholic

	No.	Yds.	Avg.	Lg.	TD
2009	4	111	27.8	53	1
2008	0	0	0	0	0
Totals	4	111	27.8	53	1

2009 Season: Had a breakout junior year for the Lions ... Appeared in eight of the 13 games played ... Tallied 91 receiving yards on three catches in the win over FDU-Florham on October 31st ... Recorded his first collegiate touchdown against FDU-Florham. **2008 Season:** Played in one game in his sophomore season



Ivan Cerkez

Senior

Tight End

6-6 / 250 lbs.

Mechanicsville, Md. / Chopticon

2009 Season: Played in nine of the record setting 13 games in his junior season.



Tyrell Drumgo

Senior

Fullback

6-0 / 250 lbs.

Newark, Del. / Christiana

2009 Season: Appeared in all 13 games ... Recorded a season high 47 all-purpose yards in the 27-3 win over Delaware Valley in the NCAA tournament ... Recorded his only rushing TD against the Aggies on November 28th ... Recorded

a season high 25 receiving yards against Alfred University in the NCAA tournament. **2008 Season:** Spent his junior season on the side lines due to a season ending injury. **2007 Season:** Played in all 11 games for the red and white ... Proved to be one of the team's most versatile players in his sophomore season.

RECEIVING

	No.	Yds.	Avg.	Lg.	TD
2009	17	115	6.8	13	3
2007	8	59	5.4	15	1
2006	1	2	0.2	2	1
Totals	26	176	6.8	15	5

RUSHING

	Att.	Yds.	Avg.	Lg.	TD
2009	23	65	2.8	10	1
2007	5	9	0.8	3	0
2006	8	35	3.9	11	1
Totals	36	109	3.0	11	2



Nick Goodling

Senior


Inside Linebacker

5-9 / 220 lbs.

Lancaster, Pa. / Conestoga Valley

2009 Season: Stepped on the field in all 13 games played ... Recorded a career best five unassisted tackles against Lebanon Valley on November 14th ... Tallied five assisted tackles against Alfred University in the first round of the NCAA tournament ... Broke up one pass attempt. **2008 Season:** Appeared in one game before suffering a season ending injury. **2007 Season:** Saw time in eight games in his rookie season with the Lions.

	UT	AT	Total	TFL	Sacks	RF	FF	Int.
2009	13	13	26	0	0	0	0	0
2008	0	0	0	0	0	0	0	0
2007	2	1	3	0	0	0	1	0
Totals	15	14	29	0	0	0	1	0



Josh Hare

Senior


Defensive Back

5-11 / 172 lbs.

Felton, Pa. / Kennard-Dale

2009 Season: Saw significant time in his junior season appearing in all 13 games ... Tallied 13 stops in the NCAA tournament game at Alfred University ... Returned an interception 55 yards for a touchdown against Widener University ... Tallied an INT against Mount Union College in the NCAA quarterfinal round ... Broke-up a total of six pass attempts. **2008 Season:** Stepped on the field in all 11 games for the Lions ... Finished fourth on the team in tackles ... Broke-up a team best seven passes ... Led the team in recovered fumbles and forced fumbles. **2007 Season:** Played in seven games in his rookie season as a member of the Albright Football program.

	UT	AT	Total	TFL	Sacks	RF	FF	Int.
2009	48	20	68	4.0	0.0	1	1	3
2008	35	13	48	1.5	0.5	3	2	1
2007	1	1	2	0	0.0	0	0	1
Totals	84	34	118	5.5	0.5	4	3	5



Andrew Hettinger

Senior

Tight End

6-2 / 225 lbs.

Sinking Spring, Pa. / Wilson

2009 Season: Played in 10 of the 13 games played in his junior year ... Recorded a career best four catches for 45 yards at Pace University on September 26th ... Had one catch for 22 yards against Alfred University in the first round of the NCAA tournament. **2008 Season:** Stepped on the field in four games in his sophomore season.

	No.	Yds.	Avg.	Lg.	TD
2009	9	140	15.5	30	0
2008	0	0	0	0	0
Totals	9	140	15.5	30	0



Rob Mancinelli

Senior

Outside Linebacker

5-11 / 192 lbs.

Absecon, N.J. / Holy Spirit

2009 Season: Started all 13 games in Albright's record setting season ... Recorded a career best eight tackles in the double overtime win over Lebanon Valley on November 14th ... Recorded seven tackles against Delaware Valley in the second round of the NCAA tournament ... Recorded one of his four sacks against the Aggies in the NCAA tournament. **2008 Season:** Had a breakout year for the Lions' defense ... Appeared in nine of the 11 games played ... **2007 Season:** Played in seven games in his rookie season as a member of the Albright Football program.

	UT	AT	Total	TFL	Sacks	RF	FF	Int.
2009	25	22	47	4.0	1.0	1	0	0
2008	16	14	30	1.5	0.5	0	0	0
2007	2	4	6	1.0	0.0	0	0	0
Totals	43	40	83	6.5	1.5	1	0	0



Pat McCarthy


Senior

Offensive Line

5-11 / 280 lbs.

Wayne, Pa. / St. Joseph Prep.

2009 Season: Appeared on the O-Line in eight of the 13 games played in his junior season.



Eddie Mitchem

Senior

Defensive Line


5-11 / 275 lbs.

New Oxford, Pa. / New Oxford

2009 Season: Started in 12 of the 13 games played ... Finished in the top-10 in tackles ... Recorded a career best nine stops against Western Conn. State University on September 12th ... Recorded his only sack of the year against Delaware Valley College in the second round of the NCAA tournament. **2008 Season:** Finished in the top-10 in tackles in his sophomore season ... Fourth overall in tackles for a loss. **2007 Season:** Appeared in nine of the 11 games played ... Earned his first tackle as a collegiate player on

September 8th against Kean University (NJ).

	UT	AT	Total	TFL	Sacks	RF	FF	Int.
2009	25	11	36	3.0	1.0	1	0	0
2008	16	12	28	5.5	1.0	0	0	0
2007	1	2	3	1.0	0.0	0	0	0
Totals	42	25	67	9.5	2.0	1	0	0



Matt Odenwalt

Senior

Offensive Line

6-6 / 315 lbs.

Lancaster, Pa. / Lancaster Catholic

2009 Season: Started the first seven games of the year before being sidelined by injury ... Second Team All-MAC selection ... Helped the Lions offense produce over 5,000 total yards. **2008 Season:** Started in four of the five games he played in



Luke Wallace

Senior

Wide Receiver

5-9 / 177 lbs.

Cinnaminson, N.J. / Holy Cross

2009 Season: Finished the year having played in all 13 games ... Tallied a career best eight catches for 76 yards at Mount Union College in the NCAA tournament ... Recorded 75 receiving yards on just two catches in the season opener against Ursinus College ... Recorded at least one catch in every game played except one. **2008 Season:** Made huge contributions to the Lions offense ... Finished third on the team in total receiving yards ... Recorded his first collegiate touchdown against Lebanon Valley. **2007 Season:**

Played in seven games in his rookie season as a member of the Albright Football program.

	No.	Yds.	Avg.	Lg.	TD
2009	42	477	11.4	43	0
2008	21	238	11.3	37	1
2007	0	0	0	0	0
Totals	63	715	11.3	43	1



John Whelan

Senior

Kicker

6-3 / 165 lbs.

Bridgeton, N.J. / Cumberland Regional


2009 Season: Appeared in all 13 games ... First Team All-MAC honoree ... ECAC Southeast All-Star ... Tallied a career best nine kick-offs against Western Conn. State University ... Went 2-for-3 on field attempts on two

occasions ... Nailed a career best 45-yarder at Lycoming College. **2008 Season:**

Second Team All-Conference selection ... Recorded a career best 40 yard field goal against Wilkes University ... Ranked third in the MAC in field goals made and scoring by a kicker (42 pts). **2007 Season:** The number one placekicker in his rookie season ... Led the conference in total points by a kicker with 56 (5.1 pts/g) ... Second Team All-Conference selection.

KICKOFFS					
	No.	Yds.	Avg.	TB	OB
2009	70	3,913	55.9	4	1
2008	44	2,208	50.2	2	5
2007	54	2,601	48.2	1	3
Totals	168	12,635	75.2	7	9

FIELD GOALS									
	FGM-FGA	Pct.	01-19	20-29	30-39	40-49	50-99	Lg	Blk
2009	9-12	75.0	0-0	3-4	4-4	2-4	0-0	45	0
2008	7-9	77.8	0-0	1-1	5-5	1-3	0-0	40	0
2007	8-16	50.0	0-0	3-5	5-10	0-1	0-0	36	3
Totals	24-37	64.9	0-0	7-10	14-19	3-8	0-0	45	3



Josh Bakala

Junior


Wide Receiver

6-0 / 195 lbs.

Keansburg, N.J. / Keansburg

	No.	Yds.	Avg.	Lg.	TD
2009	14	114	8.1	20	1
2008	0	0	0	0	0
Totals	14	114	8.1	20	1

2009 Season: Saw action in a seven of the 13 games played in his sophomore season ... Caught his first collegiate touchdown in the season opener against Ursinus College ... Recorded a career best six catches against Mount Union College in the NCAA quarterfinal round ... Earned a career high 52 yards on four catches against Western Conn. State University.



Sean Caldwell Jr.

Junior


Wide Receiver

6-3 / 210 lbs.

Bayonne, N.J. / Bayonne

	No.	Yds.	Avg.	Lg.	TD
2009	30	351	11.7	42	2
Totals	30	351	11.7	42	2

2009 Season: Appeared in 10 of the 13 games played, including two of the three NCAA tournament games ... Recorded his first collegiate touchdown on October 3rd against Wilkes University ... Earned a career best 112 yards receiving in the October 17th win over King's College ... Finished with a career best nine catches against Delaware Valley on November 7th.



Adam Carey

Junior

Free Safety

5-10 / 200 lbs.

Toms River, N.J. / Tom Rivers North

	UT	AT	Total	TFL	Sacks	RF	FF	Int.
2009	3	2	5	0	0	0	0	0
Totals	3	2	5	0	0	0	0	0

2009 Season: Played in six games in his sophomore seasons ... Recorded two tackles against Widener University on October 24th and FDU-Florham on October 31st.



Brian Dolan

Junior


Inside Linebacker

5-10 / 210 lbs.

Bridgewater, N.J. / Bridgewater Raritan

	UT	AT	Total	TFL	Sacks	RF	FF	Int.
2009	0	0	0	0	0	0	0	0
2008	0	1	1	0.5	0	0	0	0
Totals	0	1	1	0.5	0	0	0	0

2009 Season: Appeared in one game in his sophomore season. **2008 Season:** Stepped on the field in total of five games in his rookie season with the red and white.



Stu Grogan


Junior

Offensive Line

6-4 / 270 lbs.

Upper Darby, Pa. / Upper Darby

2009 Season: Appeared in 10 of the 13 games played in his sophomore season.



Josan Holmes

Junior

Tailback

5-8 / 165 lbs.

Ambler, Pa. / Wissahickon

2009 Season: Made an impact in all 13 games played by the Lions ... Recorded at least one touchdown in every single regular season game except two ... Tallied back-to-back touchdowns at Alfred University and Delaware Valley College in the

NCAA tournament ... Recorded a total of 1,166 all purpose yards ... Returned eight kicks for 136 yards ... Returned 17 punts for 161 yards ... Had at least two carries in every game except one and had at least three catches in every game. **2008 Season:** Middle Atlantic Conference Rookie of the Year ... Second Team All-Conference selection ... First running back to rush for over 1,000 yards in over 15 seasons ... Rushed for a program best four touchdowns against Montclair State University ... Named ECAC South Central Bowl Most Valuable Player ... Currently holds the sixth greatest single game rushing record in program history ... Finished fourth in the conference in all-purpose yards, fourth in rushing yards, and second in scoring ... Named MAC Offensive Player of the Week once ... Averaged 98.8 yards per game (51st in DIII).

RUSHING					
	Att.	Yds.	Avg.	Lg.	TD
2009	156	536	3.4	46	10
2008	198	1,087	5.5	52	12
Totals	354	1,623	4.6	52	22

RECEIVING					
	No.	Yds.	Avg.	Lg.	TD
2009	43	335	7.8	27	2
Totals	43	335	7.8	27	2



Taylor Howes


Junior

Offensive Line

6-3 / 265 lbs.

Free Holds, N.J. / Colts Neck

2009 Season: Stepped on the field in six games in his sophomore season.



Clif LeGrand

Junior


Tailback

5-9 / 175 lbs.

Prince Frederick, Md. / Huntingtown

2009 Season: Played in seven of the 13 games ... Rushed for a career best 14 yards against Western Conn. State University and FDU-Florham.

	Att.	Yds.	Avg.	Lg.	TD
2009	11	39	3.5	11	0
Totals	11	39	3.5	11	0



Brooks Mitzkewich

Junior


Punter

6-1 / 185 lbs.

Frenchtown, N.J. / Delaware Valley

2009 Season: Appeared in a total of six games as the Lions punter ... Recorded three punts over 50 yards ... Dropped three punts inside the 20 ... His only kickoff of the year was marked at 50 yards in the season opener at Ursinus College ... Recorded a career best punt of 58 yards against Widener University on October 24th. **2008 Season:** Recorded his first collegiate punt in the season opener.

	No.	Yds.	Avg.	Long
2009	15	558	37.2	58
2008	1	31	31.0	31
Totals	16	589	36.8	58



Paul Muller

Junior

Defensive Tackle

6-1 / 260 lbs.

Belford, N.J. / Middletown North

	UT	AT	Total	TFL	Sacks	RF	FF	Int.
2009	1	1	2	0	0	0	0	0
Totals	1	1	2	0	0	0	0	0

2009 Season: Stepped on the field in six of the 13 games played in his sophomore season including at Mount Union College in the NCAA quarterfinal round.



Ryan Ott

Junior


Outside Linebacker

5-11 / 215 lbs.

Waldwick, N.J. / Waldwick

	UT	AT	Total	TFL	Sacks	RF	FF	Int.
2009	22	8	30	0.0	0.0	0	0	1
2008	6	5	11	0.5	0.5	0	1	0
Totals	28	13	41	0.5	0.5	0	1	1

2009 Season: Had a solid sophomore season playing in all 13 games ... Recorded four tackles on six separate occasions ... Broke-up two pass attempts ... Tallied his first career interception against Widener University on October 24th. **2008 Season:** Played in three games in his freshman campaign ... Recorded his first collegiate sack against FDU-Florham on October 4th ... Tallied six stops against FDU-Florham.



Scott Pillar

Junior

Wide Receiver

6-2 / 177 lbs.

Keansburg, N.J. / Keansburg

RECEIVING					
	No.	Yds.	Avg.	Lg.	TD
2009	27	628	23.3	93	8
Totals	27	628	23.3	93	8

KICKOFF RETURNS					
	No.	Yds.	Avg.	TD	Long
2009	15	245	16.3	0	40
Totals	15	245	16.3	0	40

2009 Season: Had a breakout sophomore season appearing in 12 of the 13 games played ... Posted two games with over 150 receiving yards ... Recorded three touchdowns in the double overtime win over Lebanon Valley College ... Tallied a pair of touchdowns at Lycoming College ... Tallied a career best 170 receiving yards at Lycoming ... Recorded a career best eight catches against Lebanon Valley.



Chris Rae

Junior


Defensive Tackle

5-10 / 265 lbs.

Jackson, N.J. / Jackson Memorial

	UT	AT	Total	TFL	Sacks	RF	FF	Int.
2008	2	5	7	1.5	1	0	0	0
Totals	2	5	7	1.5	1	0	0	0

2008 Season: Saw time in seven of the 11 games played in his first season at Albright ... Broke-up one of the opposition's passes.



Marty Reinhardt

Junior


Fullback

5-10 / 225 lbs.

Oxford, Pa. / Oxford Area

	UT	AT	Total	TFL	Sacks	RF	FF	Int.
2008	3	0	3	0	0	0	0	0
Totals	3	0	3	0	0	0	0	0

2009 Season: Sidelined with an injury after week two of the season. **2008 Season:** Closed out his freshman season having played in a total of 10 games.



Michael Rice

Junior


Outside Linebacker

6-0 / 185 lbs.

Bridgewater, N.J. / Bridgewater Raritan

	UT	AT	Total	TFL	Sacks	RF	FF	Int.
2009	2	1	3	0	0	0	0	0
2008	0	0	0	0	0	0	0	0
Totals	2	1	3	0	0	0	0	0

2009 Season: Appeared in 10 of the 13 games played ... Played in all three NCAA tournament games ... Recorded his first collegiate tackle against FDU-Florham on October 31st. **2008 Season:** Stepped on the field in total of two games in his rookie season with the red and white.



Rion Robinson

Junior


Defensive Tackle

6-0 / 260 lbs.

Lanham, Md. / DeMatha Catholic

	UT	AT	Total	TFL	Sacks	RF	FF	Int.
2009	18	5	23	4.0	2.0	1	0	0
2008	4	6	10	0.5	0.0	0	0	0
Totals	22	11	33	4.5	2.0	1	0	0

2009 Season: Played on the defensive unit in 12 of the 13 games ... Sidelined for the Mount Union game due to injury ... Recorded a career best four tackles at Pace University on September 26th ... Finished with three tackles in three different games ... Earned two tackles for a loss and one sack against Widener University on October 24th ... Broke up one pass attempt. **2008 Season:** Recorded time in eight of the 11 games played in his freshman year at Albright.



Nick Shackelford


Junior

Outside Linebacker

5-9 / 190 lbs.

Crofton, Md. / Archbishop Spalding

2009 Season: Made a total of seven appearances for the Lions in his sophomore season.



Mike Wilbur

Junior


Tailback

5-9 / 177 lbs.

Oceanport, N.J. / Red Bank Catholic

	Att.	Yds.	Avg.	Lg.	TD
2009	41	213	5.2	43	4
Totals	41	213	5.2	43	4

2009 Season: Played in a total of 10 of the 13 games in his sophomore year ... Recorded a career best 12 rushes against Western Conn. State University on September 12th ... Rushed for a touchdown in the first two games of the season against Ursinus College and Western Conn. ... Recorded a career best 66 rushing yards in the season opener against Ursinus.



JT Harding

Sophomore

Tight End

6-3 / 240 lbs.

Wilmington, Del. / Concord

	UT	AT	Total	TFL	Sacks	RF	FF	Int.
2009	1	1	2	0	0	0	0	0
Totals	1	1	2	0	0	0	0	0

2009 Season: Appeared in 10 games in his freshman season ... Played in two of the three NCAA tournament games ... Recorded his first collegiate tackle against Western Conn. State University on September 12th.

SEPTEMBER

Sat. 4	URSINUS COLLEGE	7 p.m.
Sat. 11	at Geneva College [^]	7 p.m.
Sat. 18	BYE WEEK	
Sat. 25	CATHOLIC UNIVERSITY OF AMERICA ^{&}	1 p.m.

OCTOBER

Sat. 2	at Wilkes University*	1 p.m.
Sat. 9	LYCOMING COLLEGE*#	1 p.m.
Sat. 16	KING'S COLLEGE* [^]	1 p.m.
Sat. 23	at Widener University*	1 p.m.
Sat. 30	at FDU-Florham	1 p.m.

NOVEMBER

Sat. 6	DELAWARE VALLEY COLLEGE*+	1 p.m.
Sat. 13	at Lebanon Valley College*	1 p.m.

*-Middle Atlantic Conference Game
&-60th Annual Rajah Shriner Pretzel Bowl
#-2010 Homecoming Game
[^]-Take a Kid to the Game
+-Senior Day

The Lions prepare to take on Delaware Valley College in the second round of the 2009 NCAA tournament



Game 1

URSINUS COLLEGE

SEPTEMBER 4TH IN READING, PA. AT 7 P.M.

Location: Collegeville, Pa.

Year Founded: 1869

Enrollment: 1,550

President: Dr. John Strassburger

Interim Athletic Director: Laura Moliken

Nickname: Bears

Colors: Red, Old Gold, and Black

Affiliation: NCAA Division III, ECAC

Conference: Centennial Conference

Stadium (Capacity): Patterson Field (3,500)

Field Surface: Natural Grass

Head Coach: Pete Gallagher (West Virginia Wesleyan '93)

Seasons/Record at School: 10th season/40-52

Assistant Coaches: Chris Rusiewicz, Bernie Gavlick, Rob Quigley, Zach Zullinger, Steve Terlesky, Mike Ortman, Dave Goldstein, Pat Randolph, Nick Benhayon

2009 Record: 6-5, 6-2 Centennial

2009 vs. Albright: AC 28-3

Series Record: AC leads 10-6-1

2010 Schedule

Sept. 4	at Albright	7 p.m.
Sept. 11	at Franklin and Marshall*	1 p.m.
Sept. 18	JUNIATA*	1 p.m.
Sept. 25	SUSQUEHANNA*	1 p.m.
Oct. 2	at Gettysburg*	1 p.m.
Oct. 16	JOHNS HOPKINS*	1 p.m.
Oct. 23	McDANIEL*	1 p.m.
Oct. 30	at Moravian*	1 p.m.
Nov. 6	at Muhlenberg*	1 p.m.
Nov. 13	DICKINSON*	1 p.m.

*-Centennial Conference Game

2009 Results

Sept. 5	ALBRIGHT	L 3-28
Sept. 12	at Lebanon Valley	L 20-27
Sept. 19	at Juniata*	W 31-0
Oct. 3	GETTYSBURG*	W 55-50
Oct. 10	FRANKLIN AND MARSHALL*	L 14-21
Oct. 17	at Johns Hopkins*	W 16-14
Oct. 24	at McDaniel*	W 48-13
Oct. 31	MORAVIAN*	L 19-20
Nov. 7	MUHLENBERG*	W 24-10
Nov. 14	at Dickinson*	W 35-32
Nov. 21	at Kean#	L 14-35

*-Centennial Conference Game

#-ECAC Bowl Game

Game 2

GENEVA COLLEGE

SEPTEMBER 11TH IN BEAVER FALLS, PA. AT 7 P.M.

Location: Beaver Falls, Pa.

Year Founded: 1848

Enrollment: 1,400

President: Dr. Kenneth A. Smith

Athletic Director: Dr. Kim Gall

Nickname: Golden Tornadoes

Colors: Old Gold and White

Affiliation: NCAA Division III, NCCAA

Conference: Presidents' Athletic Conference (PAC)

Stadium (Capacity): Reeves Field (6,300)

Field Surface: Pro-Turf

Head Coach: Geno DeMarco (Geneva '83)

Seasons/Record at School: 17th season/116-65

Assistant Coaches: Mike Pinchotti, Tom Contenta, Jason Wargo, Mike Wickline, Jeff Setphens, Luke Travelpiece, Keith Humphries, Aaron Tommelleo, Don Costa

2009 Record: 8-3, 0-0

2009 vs. Albright: Did not play

Series Record: AC leads 2-0

2010 Schedule

Sept. 4	at Frostburg State	7:30 p.m.
Sept. 11	ALBRIGHT	7 p.m.
Sept. 18	THOMAS MORE*	1:30 p.m.
Sept. 25	at Bethany*	7 p.m.
Oct. 2	at Saint Vincent*	1 p.m.
Oct. 9	WAYNESBURG*	4 p.m.
Oct. 16	at Grove City*	7 p.m.
Oct. 23	WASHINGTON AND JEFFERSON*	7 p.m.
Oct. 30	at Thiel*	1 p.m.
Nov. 13	WESTMINSTER*	1 p.m.

*-Presidents' Athletic Conference Game

2009 Results

Sept. 5	FROSTBURG STATE	W 41-28
Sept. 12	at St. Vincent	W 32-17
Sept. 26	THIEL	W 37-13
Oct. 3	at Washington and Jefferson	L 10-31
Oct. 10	GROVE CITY	W 34-17
Oct. 17	at Waynesburg	W 49-39
Oct. 24	SAINT VINCENT	W 38-20
Oct. 31	BETHANY	W 54-21
Nov. 7	at Thomas More	L 12-21
Nov. 14	at Westminster	L 28-31
Nov. 21	at Greenville^	W 29-28

^NCCAA Victory Bowl

Game 3

CATHOLIC UNIVERSITY OF AMERICA

SEPTEMBER 25TH IN READING, PA. AT 1 P.M.

Location: Washington, D.C.

Year Founded: 1887

Enrollment: 3,125

President: John H. Garvey

Athletic Director: Michael Allen

Nickname: Cardinals

Colors: Cardinal Red and Black

Affiliation: NCAA Division II, ECAC

Conference: Old Dominion Athletic Conference (ODAC)

Stadium (Capacity): Cardinal Stadium (3,500)

Field Surface: FieldTurf

Head Coach: Dave Dunn (U. of San Diego '89)

Seasons/Record at School: 5th season/18-23

Assistant Coaches: Brian Zygluck, Kevin Moore, Kevin Barger, Marcus Cole, Marvin Graves, Glenn Harvey, Keith Howard, Josh Pruitt

2009 Record: 1-9, 0-6 ODAC

2009 vs. Albright: Did not play

Series Record: CU leads 3-1

2010 Schedule

Sept. 4	at Shenandoah	7 p.m.
Sept. 11	APPRENTICE SCHOOL	1 p.m.
Sept. 18	McDANIEL	Noon
Sept. 25	at Albright	1 p.m.
Oct. 2	HAMPDEN-SYDNEY*	1 p.m.
Oct. 9	at Randolph-Macon*	1 p.m.
Oct. 23	at Emory and Henry*	1 p.m.
Oct. 29	WASHINGTON AND LEE*	7 p.m.
Nov. 6	at Guilford*	1 p.m.
Nov. 13	BRIDGEWATER (Va.)*	1 p.m.

*-Old Dominion Athletic Conference Game

2009 Results

Sept. 5	SHENANDOAH	L 3-21
Sept. 12	at Franklin and Marshall	L 21-42
Sept. 19	at McDaniel	L 17-21
Sept. 26	RANDOLPH-MACON*	L 21-31
Oct. 10	at Washington and Lee*	L 14-28
Oct. 17	at Gallaudet	W 38-13
Oct. 24	HAMPDEN-SYDNEY*	L 7-21
Oct. 31	EMORY AND HENRY*	L 10-13
Nov. 7	GUILFORD*	L 21-42
Nov. 14	at Bridgewater (Va.)*	L 13-30

*-Old Dominion Athletic Conference Game

Game 4

WILKES UNIVERSITY

OCTOBER 2ND IN WILKES-BARRE, PA. AT 1 P.M.

Location: Wilkes-Barre, Pa.

Year Founded: 1933

Enrollment: 2,400

President: Dr. Joseph E. Gilmour

Athletic Director: Addy Malatesta

Nickname: Colonels

Colors: Navy Blue, and Gold

Affiliation: NCAA Division III, ECAC

Conference: Middle Atlantic Conference

Stadium (Capacity): Ralston Field (4,000)

Field Surface: Natural Grass

Head Coach: Frank Sheptock (Bloomsburg '86)

Seasons/Record at School: 14th season/88-60

Assistant Coaches: Michael McCree, Matthew DiBernardo, Lon Hazlet, Hal Hula, Keith Klahold, Joseph Zabielski

2009 Record: 6-5, 3-4 MAC

2009 vs. Albright: AC 43-21

Series Record: AC leads 19-15

2010 Schedule

Sept. 11	WAYNESBURG	Noon
Sept. 18	SPRINGFIELD	Noon
Sept. 25	at Utica	2 p.m.
Oct. 2	ALBRIGHT*	1 p.m.
Oct. 9	at Lebanon Valley*	1 p.m.
Oct. 16	DELAWARE VALLEY*	1 p.m.
Oct. 23	at FDU-Florham*	1 p.m.
Oct. 30	LYCOMING*	1 p.m.
Nov. 6	at Widener*	1 p.m.
Nov. 13	KING'S*	Noon

*-Middle Atlantic Conference Game

2009 Results

Sept. 5	MUHLENBERG	W 14-12
Sept. 12	MONTCLAIR STATE	W 37-10
Sept. 26	at Christopher Newport	W 24-17
Oct. 3	at Albright*	L 21-43
Oct. 10	LEBANON VALLEY*	L 18-21
Oct. 17	at Delaware Valley*	L 0-23
Oct. 24	FDU-FLORHAM*	W 7-6
Oct. 31	at Lycoming*	W 17-13
Nov. 7	WIDENER*	W 29-24
Nov. 14	at King's*	L 16-33
Nov. 21	at Franklin and Marshall#	L 24-29

*-Middle Atlantic Conference Game

#-ECAC Bowl Game

Game 5

LYCOMING COLLEGE

OCTOBER 9TH IN READING, PA. AT 1 P.M.

Location: Williamsport, Pa.

Year Founded: 1812

Enrollment: 1,500

President: Dr. James E. Douthat

Athletic Director: Scott Kennell

Nickname: Warriors

Colors: Blue and Gold

Affiliation: NCAA Division III

Conference: Middle Atlantic Conference

Stadium (Capacity): David Person Field (3,700)

Field Surface: Natural Grass

Head Coach: Mike Clark (Lycoming '93)

Seasons/Record at School: 3rd season/11-10

Assistant Coaches: Steve Wiser, Drew DiGiacinto, Chris Monfiletto, Greg Meyer, Mike Weber, Andrew Cohen, Carm Bianco, Dave Becker, Dr. David Broussard, Denny Hammond, Steve Radocaj, Mike Bolsar

2009 Record: 4-6, 3-4 MAC

2009 vs. Albright: AC 27-6

Series Record: LC leads 31-17-2

2010 Schedule

Sept. 4	at Rowan	1 p.m.
Sept. 11	WESTMINSTER	1 p.m.
Sept. 25	ITHACA	1:30 p.m.
Oct. 2	KING'S*	1 p.m.
Oct. 9	at Albright*	1 p.m.
Oct. 16	WIDENER*	1:30 p.m.
Oct. 23	at Delaware Valley*	1 p.m.
Oct. 30	at Wilkes*	1 p.m.
Nov. 6	LEBANON VALLEY*	1 p.m.
Nov. 13	at FDU-Florham*	1 p.m.

*-Middle Atlantic Conference Game

2009 Results

Sept. 12	ROWAN	L 7-29
Sept. 19	at Susquehanna	W 37-23
Sept. 26	at Bridgewater (Va.)	L 29-32
Oct. 3	at King's*	W 24-21
Oct. 10	ALBRIGHT*	L 6-27
Oct. 17	at Widener*	W 28-16
Oct. 24	DELAWARE VALLEY*	L 7-21
Oct. 31	WILKES*	L 13-17
Nov. 7	at Lebanon Valley*	L 21-31
Nov. 14	FDU-FLORHAM*	W 28-21

*-Middle Atlantic Conference Game

#-NCAA Tournament Game

Game 6

KING'S COLLEGE

OCTOBER 16TH IN READING, PA. AT 1 P.M.

Location: Wilkes-Barre, Pa.

Year Founded: 1946

Enrollment: 1,700

President: Reverend Thomas O'Hara, C.S.C.

Athletic Director: Cheryl J. Ish

Nickname: Monarchs

Colors: Red and Gold

Affiliation: NCAA Division III, ECAC

Conference: Middle Atlantic Conference

Stadium (Capacity): Robert L. Betzler Field (3,000)

Field Surface: Synthetic Field Turf

Head Coach: Jeff Knarr (East Stroudsburg '94)

Seasons/Record at School: 1st season/0-0

Assistant Coaches: Casey Goff, Eric Jendryaszek

2009 Record: 3-7, 2-5 MAC

2009 vs. Albright: AC 34-16

Series Record: AC leads 9-5-1

2010 Schedule

Sept. 3	at Springfield	7 p.m.
Sept. 11	BETHANY	1 p.m.
Sept. 18	at William Paterson	1 p.m.
Oct. 2	at Lycoming*	1 p.m.
Oct. 9	WIDENER*	1 p.m.
Oct. 16	at Albright*	1 p.m.
Oct. 23	LEBANON VALLEY*	1 p.m.
Oct. 30	at Delaware Valley*	1 p.m.
Nov. 6	FDU-FLORHAM*	1 p.m.
Nov. 13	at Wilkes*	1 p.m.

*-Middle Atlantic Conference Game

2009 Results

Sept. 5	at Randolph-Macon	W 16-10
Sept. 12	SPRINGFIELD	L 30-57
Sept. 19	WILLIAM PATERSON	L 6-20
Oct. 3	LYCOMING*	L 21-24
Oct. 10	at Widener*	W 35-24
Oct. 17	ALBRIGHT*	L 16-34
Oct. 24	at Lebanon Valley*	L 14-40
Oct. 31	DELAWARE VALLEY*	L 21-47
Nov. 7	at FDU-Florham*	L 21-28
Nov. 14	WILKES*	W 33-16

*-Middle Atlantic Conference Game

Game 7

WIDENER UNIVERSITY

OCTOBER 23RD IN CHESTER, PA. AT 1 P.M.

Location: Chester, Pa.

Year Founded: 1821

Enrollment: 2,350

President: Dr. James T. Harris III

Athletic Director: Jack Shafer

Nickname: Pride

Colors: Blue and Gold

Affiliation: NCAA Division III

Conference: Middle Atlantic Conference

Stadium (Capacity): Leslie C. Quirk Jr. (4,000)

Field Surface: Artificial (Field Turf)

Head Coach: Isaac Collins (U. of Rochester '94)

Seasons/Record at School: 1st season/0-0

Assistant Coaches: JCharles Eger, Mark Fetterman, Mike Guille, Robert Laurie, Powell Miller, Jack Mrozinski, Terry Owens, Roosevelt Williams, Bill Zwaan, Marc Lordi

2009 Record: 3-7, 1-6 MAC

2009 vs. Albright: AC 31-17

Series Record: WU leads 40-16

2010 Schedule

Sept. 4	at Alfred	1 p.m.
Sept. 11	THIEL	1 p.m.
Sept. 18	ITHACA	1 p.m.
Oct. 2	FDU-FLORHAM*	1 p.m.
Oct. 9	at King's*	1 p.m.
Oct. 16	at Lycoming*	1:30 p.m.
Oct. 23	ALBRIGHT*	1 p.m.
Oct. 30	at Lebanon Valley*	1 p.m.
Nov. 6	WILKES*	1 p.m.
Nov. 13	at Delaware Valley*	1 p.m.

*-Middle Atlantic Conference Game

2009 Results

Sept. 12	at Curry	W 22-17
Sept. 19	at Ithaca	L 17-41
Sept. 26	FROSTBURG STATE	W 35-16
Oct. 2	at FDU-Florham*	W 41-14
Oct. 10	KING'S*	L 24-35
Oct. 17	LYCOMING*	L 16-28
Oct. 24	at Albright*	L 17-31
Oct. 31	LEBANON VALLEY*	L 0-24
Nov. 7	at Wilkes*	L 24-29
Nov. 14	DELAWARE VALLEY*	L 16-28

*-Middle Atlantic Conference Game

Game 8

FDU-FLORHAM

OCTOBER 30TH IN MADISON, N.J. AT 1 P.M.

Location: Madison, N.J.

Year Founded: 1942 (College at Florham Campus - 1958)

Enrollment: 2,500

President: Dr. J. Michael Adams

Athletic Director: William Klika

Nickname: Devils

Colors: Cardinals and Navy

Affiliation: NCAA Division III

Conference: Middle Atlantic Conference

Stadium (Capacity): Robert T. Shields Field (4,000)

Field Surface: Field Turf

Head Coach: Rich Mosca (West Liberty State '70)

Seasons/Record at School: 9th season/20-60

Assistant Coaches: Brev Creech, Rich DeMaio, Matt Lieberman, Bryan Bischoff, Dan Iozzia, Joe Dolinski, Rob Stanavich, Carl Sinagra

2009 Record: 2-8, 1-6 MAC

2009 vs. Albright: AC 49-28

Series Record: AC leads 13-6

2010 Schedule

Sept. 11	SAINT VINCENT	1 p.m.
Sept. 17	COLLEGE OF NEW JERSEY	7 p.m.
Sept. 25	at Newport News Apprentice	1 p.m.
Oct. 2	at Widener*	1 p.m.
Oct. 9	DELAWARE VALLEY*	1 p.m.
Oct. 16	at Lebanon Valley*	1 p.m.
Oct. 23	WILKES*	1 p.m.
Oct. 30	ALBRIGHT*	1 p.m.
Nov. 6	at King's*	1 p.m.
Nov. 13	LYCOMING*	1 p.m.

*-Middle Atlantic Conference Game

2009 Results

Sept. 12	ALFRED	L 28-33
Sept. 18	at College of New Jersey	L 28-58
Sept. 26	APPRENTICE	W 49-30
Oct. 2	WIDENER*	L 14-14
Oct. 10	at Delaware Valley*	L 17-41
Oct. 17	LEBANON VALLEY*	L 14-40
Oct. 24	at Wilkes*	L 6-7
Oct. 31	ALBRIGHT*	L 28-49
Nov. 7	KING'S*	W 28-21
Nov. 14	at Lycoming*	L 21-28

*-Middle Atlantic Conference Game

Game 9

DELAWARE VALLEY COLLEGE

NOVEMBER 6TH IN READING, PA. AT 1P.M.

Location: Doyelstown, Pa.

Year Founded: 1896

Enrollment: 1,587

President: Dr. Joseph S. Brosnan

Athletic Director: Frank Wolfgang

Nickname: Aggies

Colors: Forest Green and Gold

Affiliation: NCAA Division III, ECAC

Conference: Middle Atlantic Conference

Stadium (Capacity): James Work Memorial (4,000)

Field Surface: Natural Grass

Head Coach: Jim Clements (Widener '96)

Seasons/Record at School: 5th season/31-13

Assistant Coaches: Bob Altieri, Mike Barainyak, Andrew Ciukurescu, Mark DeLucia, Greg Fedick, Rich Gear, Duke Greco, Bill Manlove, Dennis Nelson, Jason Pane, Kyle Reuter, Kevin Waters

2009 Record: 10-2/7-0 MAC

2009 vs. Albright: DVC 45-16, AC 27-3

Series Record: DVC leads 26-18

2010 Schedule

Sept. 4	at Muhlenberg	7 p.m.
Sept. 11	WASHINGTON AND JEFFERSON	1 p.m.
Sept. 18	at Wesley	1 p.m.
Oct. 2	LEBANON VALLEY*	1 p.m.
Oct. 9	at FDU-Florham*	1 p.m.
Oct. 16	at Wilkes*	1 p.m.
Oct. 23	LYCOMING*	1 p.m.
Oct. 30	KING'S*	1 p.m.
Nov. 6	at Albright*	1 p.m.
Nov. 13	WIDENER*	1 p.m.

*-Middle Atlantic Conference Game

2009 Results

Sept. 5	JOHNS HOPKINS	W 23-7
Sept. 12	at Kean (NJ)	W 30-17
Sept. 19	WESLEY	L 13-31
Oct. 3	at Lebanon Valley*	W 28-7
Oct. 10	FDU-FLORHAM*	W 41-17
Oct. 17	WILKES*	W 23-0
Oct. 24	at Lycoming*	W 21-7
Oct. 31	at King's*	W 47-21
Nov. 7	ALBRIGHT*	W 45-16
Nov. 14	at Widener*	W 28-16
Nov. 21	SUSQUEHANNA#	W 66-7
Nov. 28	ALBRIGHT#	L 3-27

*-Middle Atlantic Conference Game

#-NCAA Tournament Game

Game 10

LEBANON VALLEY COLLEGE

NOVEMBER 13TH IN ANNVILLE, PA. AT 1 P.M.

Location: Annville, Pa.

Year Founded: 1866

Enrollment: 1,660

President: Dr. Stephen C. MacDonald

Athletic Director: Rick Beard

Nickname: Dutchmen

Colors: Blue and White

Affiliation: NCAA Division III, ECAC

Conference: Middle Atlantic Conference

Stadium (Capacity): Arnold Field (4,000)

Field Surface: Natural Grass

Head Coach: Jim Monos (Shippensburg '72)

Seasons/Record at School: 18th season/73-95-2

Assistant Coaches: Joe Buehler, Mike Donghia, Mark Costello, Guy Ben-nardo, Larry Minney, Tom McKee, Lou Orndorff, Vince Pantalone, Jason Vollertsen, Matt Gross, Corey Wenger, Mike Wildasin

2009 Record: 9-2, 5-2 MAC

2009 vs. Albright: AC 44-43 2OT

Series Record: AC leads 56-30-3

2010 Schedule

Sept. 4	GETTYSBURG	1 p.m.
Sept. 11	GROVE CITY	1 p.m.
Sept. 18	MORAVIAN	1 p.m.
Oct. 2	at Delaware Valley*	1 p.m.
Oct. 9	WILKES*	1 p.m.
Oct. 16	FDU-FLORHAM*	1 p.m.
Oct. 23	at King's*	1 p.m.
Oct. 30	WIDENER*	1 p.m.
Nov. 6	at Lycoming*	1 p.m.
Nov. 13	ALBRIGHT*	1 p.m.

*-Middle Atlantic Conference Game

2009 Results

Sept. 5	at Gettysburg	W 47-42
Sept. 12	URSINUS	W 27-20
Sept. 19	at Moravian	W 32-3
Oct. 3	DELAWARE VALLEY*	L 7-28
Oct. 10	at Wilkes*	W 21-18
Oct. 17	at FDU-Florham*	W 40-14
Oct. 24	KING'S*	W 40-14
Oct. 31	at Widener*	W 24-0
Nov. 7	LYCOMING*	W 31-21
Nov. 14	at Albright*	L 43-44 2OT
Nov. 21	SALISBURY#	W 37-21

*-Middle Atlantic Conference Game

#-ECAC Bowl Game



2009 Season Review

Overall Record: 11-2 Middle Atlantic Conference: 6-1

NCAA Tournament Quarterfinalists

Most Wins in Program History

Final National Rankings: AFCA 9th/D3Football.com 15th

SEPTEMBER

Sat.	5	at Ursinus College	W 28-3
Sat.	12	WESTERN CONN. STATE U.	W 48-7
Sat.	26	at Pace University (NY)	W 26-20

OCTOBER

Sat.	3	WILKES UNIVERSITY*	W 43-21
Sat.	10	at Lycoming College*	W 26-7
Sat.	17	at King's College*	W 34-16
Sat.	24	WIDENER UNIVERSITY*	W 31-17
Sat.	31	FDU-FLORHAM*	W 49-28

NOVEMBER

Sat.	7	at Delaware Valley College*	L 16-45
Sat.	14	LEBANON VALLEY COLLEGE*	W 44-43 (2OT)
Sat.	21	at Alfred University1	W 35-25
Sat.	28	at Delaware Valley College2	W 27-3

DECEMBER

Sat.	5	at Mount Union College\$	L 3-55
------	---	--------------------------	--------

*-Middle Atlantic Conference Game
1-NCAA Tournament First Round Game
2-NCAA Tournament Second Round Game
\$-NCAA Tournament Quarterfinal Round Game

POSTSEASON HONORS

Nate Romig
D3Football.com Third Team All-American
D3Football.com First Team All-East Region
ECAC Southeast All-Star

Tanner Kelly
D3Football.com East Region Offensive Player of the Year
D3Football.com First Team All-East Region
ECAC DIII Player of the Year
ECAC Southeast Player of the Year
ECAC Southeast All-Star
MAC Offensive Player of the Year

Brett Gaul
D3Football.com Second Team All-East Region

John Whelan
ECAC Southeast All-Star

MAC 1st Team Offense - Nate Romig, Tanner Kelly, John Whelan

MAC 1st Team Defense - Bob Harper, Brett Gaul

MAC 2nd Team Offense - Adam Burkart, Matt Odenwalt

MAC 2nd Team Defense - Jack Sayer, Alvin Thomas, Dave Harig

MAC PLAYERS OF THE WEEK

Offense:

Tanner Kelly - 9/6, 10/4, 10/25

Pat Subers - 11/15

Special Teams:

Tanner Kelly - 9/27, 10/11

Dave Harig - 10/18

Brett Gaul - 11/1

John Whelan - 11/15

Honor Roll:

Tanner Kelly - 11/1, 11/8

Mark Bergery - 10/11

Brett Gaul - 10/18

Alvin Thomas - 10/25

Bob Harper - 11/1

Dave Harig - 11/15



Standings	Conf.	Pct.	PF	PA	Overall	Pct.	PF	PA	Home	Away
1. Delaware Valley^	7-0	1.000	233	84	10-2	.833	368	173	5-2	5-0
2. Albright^^	6-1	.857	243	177	11-2	.846	410	290	5-0	6-2
3. Lebanon Valley#	5-2	.714	206	139	9-2	.818	349	225	4-1	5-1
4. Wilkes#	3-4	.429	108	163	6-5	.545	207	231	4-1	2-4
5. Lycoming	3-4	.429	128	153	4-6	.400	201	237	1-4	3-2
6. King's	2-5	.286	161	213	3-7	.300	213	300	1-5	2-2
7. Widener	1-6	.143	138	189	3-7	.300	212	263	1-4	2-3
8. FDU-Florham	1-6	.143	128	227	2-8	.200	233	348	2-3	0-5

^~Received automatic bid to NCAA tournament

^^~Received at-large bid to NCAA tournament

#-Competed in ECAC Bowl game

Game 1

URSINUS COLLEGE

SEPTEMBER 5TH IN COLLEGEVILLE, PA.



Albright 28, Ursinus 3

Score by Quarters	1	2	3	4	Total
Albright	7	14	0	7	28
Ursinus	0	3	0	0	3

Qtr	Time	Scoring play
1st	04:02	ALB - Bakala 8 yd pass from Kelly (Whelan kick)
2nd	14:23	ALB - Holmes 2 yd run (Whelan kick)
	10:38	ALB - Wilbur 43 yd run (Whelan kick)
	00:17	URS - Baker 35 yd field goal
4th	02:03	ALB - Romig 13 yd pass from Kelly (Whelan kick)

	ALB	UC
FIRST DOWNS	14	18
RUSHES-YARDS (NET)	33-117	34-93
PASSING YDS (NET)	242	214
Passes Att-Comp-Int	15-11-0	35-15-2
TOTAL OFFENSE PLAYS-YARDS	48-359	69-307
Fumble Returns-Yards	0-0	0-0
Punt Returns-Yards	2-34	1-17
Kickoff Returns-Yards	2-19	5-84
Interception Returns-Yards	2-22	0-0
Punts (Number-Avg)	6-39.0	5-39.4
Fumbles-Lost	2-0	0-0
Penalties-Yards	9-105	10-89
Possession Time	28:50	31:10
Third-Down Conversions	1 of 9	7 of 17
Fourth-Down Conversions	2 of 2	0 of 2
Red-Zone Scores-Chances	3-3	1-2
Sacks By: Number-Yards	4-16	4-20

Game 2

WESTERN CONNECTICUT STATE UNIVERSITY

SEPTEMBER 11TH IN READING, PA.



Albright 48, Western Connecticut 7

Score by Quarters	1	2	3	4	Total
WCSU	7	0	0	0	7
Albright	7	18	16	7	48

Qtr	Time	Scoring play
1st	07:14	ALB - Drumgo 11 yd pass from Kelly (Whelan kick)
	03:26	WCS - Assie 4 yd run (Campbell kick)
2nd	11:49	ALB - Romig 45 yd pass from Subers (Whelan kick)
	05:17	ALB - Kelly 56 yd run (Subers rush)
	00:01	ALB - Whelan 43 yd field goal
3rd	12:06	ALB - Whelan 32 yd field goal
	09:26	ALB - Pillar 93 yd pass from Kelly (Whelan kick failed)
	06:13	ALB - Holmes 9 yd run (Whelan kick)
4th	07:23	ALB - Wilbur 2 yd run (Venditti kick)

	WCSU	ALB
FIRST DOWNS	10	23
RUSHES-YARDS (NET)	35-96	39-243
PASSING YDS (NET)	72	362
Passes Att-Comp-Int	15-7-2	35-21-0
TOTAL OFFENSE PLAYS-YARDS	50-168	74-605
Fumble Returns-Yards	0-0	0-0
Punt Returns-Yards	1-6	5-26
Kickoff Returns-Yards	7-165	1-45
Interception Returns-Yards	0-0	2-35
Punts (Number-Avg)	8-35.2	3-33.7
Fumbles-Lost	1-0	0-0
Penalties-Yards	5-73	10-122
Possession Time	26:54	33:06
Third-Down Conversions	2 of 10	8 of 18
Fourth-Down Conversions	0 of 0	4 of 4
Red-Zone Scores-Chances	1-1	4-4
Sacks By: Number-Yards	3-17	2-10

Game 3

PACE UNIVERSITY

SEPTEMBER 26TH IN NEW YORK, N.Y.



Albright 26, Pace 20

Score by Quarters	1	2	3	4	Total
Albright	3	0	15	8	26
Pace	0	14	6	0	20

Qtr	Time	Scoring play
1st	07:04	ALB - Whelan 35 yd field goal
2nd	06:14	PAC - Ford 7 yd run (Tanifum kick)
	00:35	PAC - Ortega 40 yd pass from Gregg (Tanifum kick)
3rd	07:38	PAC - Washington 1 yd run (Tanifum kick blocked)
	05:35	ALB - Holmes 4 yd run (Whelan kick)
	03:29	ALB - Kelly 21 yd run (Harper pass from Subers)
4th	10:02	ALB - Kelly 1 yd run (Romig pass from Kelly)

	ALB	PAC
FIRST DOWNS	19	17
RUSHES-YARDS (NET)	41-178	35-185
PASSING YDS (NET)	80	160
Passes Att-Comp-Int	19-16-0	20-11-2
TOTAL OFFENSE PLAYS-YARDS	60-358	55-345
Fumble Returns-Yards	0-0	0-0
Punt Returns-Yards	1-10	2-12
Kickoff Returns-Yards	3-54	5-66
Interception Returns-Yards	2-4	0-0
Punts (Number-Avg)	3-46.7	4-23.0
Fumbles-Lost	2-2	1-0
Penalties-Yards	2-19	7-81
Possession Time	33:32	26:28
Third-Down Conversions	4 of 12	4 of 10
Fourth-Down Conversions	2 of 2	0 of 1
Red-Zone Scores-Chances	3-5	2-2
Sacks By: Number-Yards	2-14	3-17

Game 4

WILKES UNIVERSITY

OCTOBER 3RD IN READING, PA.



Albright 43, Wilkes, 21

Score by Quarters	1	2	3	4	Total
Wilkes	0	7	0	14	21
Albright	6	9	21	7	43

Qtr	Time	Scoring play
1st	10:54	ALB - Romig 12 yd pass from Kelly (Whelan kick failed)
2nd	07:14	WIL - Tivald 16 yd run (Horn kick)
	01:11	ALB - Romig 22 yd pass from Kelly (Kelly rush failed)
	00:19	ALB - Whelan 28 yd field goal
3rd	10:34	ALB - Romig 29 yd pass from Kelly (Whelan kick)
	03:23	ALB - Holmes 1 yd run (Whelan kick)
	03:15	ALB - Caldwell Jr. 30 yd pass from Kelly (Whelan kick)
4th	12:37	WIL - Gregson 8 yd pass from Johnson (Horn kick)
	06:39	ALB - Wilbur 18 yd run (Whelan kick)
	01:53	WIL - Bergmann 9 yd run (Horn kick)

	WIL	ALB
FIRST DOWNS	16	29
RUSHES-YARDS (NET)	28-60	34-162
PASSING YDS (NET)	208	449
Passes Att-Comp-Int	31-19-1	42-33-0
TOTAL OFFENSE PLAYS-YARDS	59-268	76-611
Fumble Returns-Yards	0-0	0-0
Punt Returns-Yards	0-0	5-50
Kickoff Returns-Yards	6-108	3-40
Interception Returns-Yards	0-0	1-0
Punts (Number-Avg)	7-41.4	3-30.0
Fumbles-Lost	2-1	2-1
Penalties-Yards	3-27	8-78
Possession Time	25:44	34:16
Third-Down Conversions	5 of 12	7 of 14
Fourth-Down Conversions	1 of 1	0 of 1
Red-Zone Scores-Chances	3-4	4-4
Sacks By: Number-Yards	2-5	4-30

Game 5

LYCOMING COLLEGE

OCTOBER 10TH IN WILLIAMSPORT, PA.



Albright 26, Lycoming 7

Score by Quarters	1	2	3	4	Total
Albright	7	12	7	0	26
Lycoming	0	0	7	0	7

Qtr	Time	Scoring play
1st	13:23	ALB - Pillar 64 yd pass from Kelly (Whelan kick)
2nd	10:25	ALB - Whelan 27 yd field goal
	05:23	ALB - Whelan 45 yd field goal
	00:34	ALB - Pillar 30 yd pass from Kelly (Kelly pass failed)
3rd	08:05	LYC - Kleinfelter 2 yd run (Chiaronza kick)
	00:36	ALB - Romig 26 yd pass from Kelly (Whelan kick)

	ALB	LYC
FIRST DOWNS	22	8
RUSHES-YARDS (NET)	37-103	23-74
PASSING YDS (NET)	403	109
Passes Att-Comp-Int	35-23-0	31-15-1
TOTAL OFFENSE PLAYS-YARDS	72-506	54-183
Fumble Returns-Yards	0-0	0-0
Punt Returns-Yards	3-14	0-0
Kickoff Returns-Yards	2-54	6-125
Interception Returns-Yards	1-29	0-0
Punts (Number-Avg)	3-39.3	9-32.1
Fumbles-Lost	3-2	1-0
Penalties-Yards	8-90	3-34
Possession Time	36:46	23:02
Third-Down Conversions	10 of 17	5 of 15
Fourth-Down Conversions	0 of 0	0 of 0
Red-Zone Scores-Chances	1-3	1-2
Sacks By: Number-Yards	1-15	4-14

Game 6

KING'S COLLEGE

OCTOBER 17TH IN WILKES-BARRE, PA.



Albright 34, King's 16

Score by Quarters	1	2	3	4	Total
Albright	7	13	0	14	34
King's	6	7	3	0	16

Qtr	Time	Scoring play
1st	02:32	ALB - Wilbur 1 yd run (Whelan kick)
	00:11	KIN - Verbitski 11 yd pass from Lavin (DeRito kick blocked)
2nd	03:18	ALB - Harig 51 yd punt return (Subers rush failed)
	01:19	KIN - Verbitski 22 yd pass from Lavin (DeRito kick)
	00:13	ALB - Romig 11 yd pass from Kelly (Whelan kick)
3rd	00:24	KIN - DeRito 28 yd field goal
4th	11:46	ALB - Kelly 8 yd run (Whelan kick)
	07:34	ALB - Holmes 2 yd run (Whelan kick)

	ALB	KIN
FIRST DOWNS	23	18
RUSHES-YARDS (NET)	33-99	35-117
PASSING YDS (NET)	255	236
Passes Att-Comp-Int	38-24-0	34-20-1
TOTAL OFFENSE PLAYS-YARDS	71-354	69-353
Fumble Returns-Yards	0-0	0-0
Punt Returns-Yards	4-85	2-8
Kickoff Returns-Yards	3-52	5-93
Interception Returns-Yards	1-17	0-0
Punts (Number-Avg)	7-32.0	6-28.2
Fumbles-Lost	1-0	1-1
Penalties-Yards	2-40	3-28
Possession Time	28:49	30:55
Third-Down Conversions	6 of 13	4 of 14
Fourth-Down Conversions	1 of 1	2 of 3
Red-Zone Scores-Chances	3-3	3-3
Sacks By: Number-Yards	1-9	2-1

Game 7

WIDENER UNIVERSITY

OCTOBER 24TH IN READING, PA.



Albright 31, Widener 17

Score by Quarters	1	2	3	4	Total
Widener	9	0	0	8	17
Albright	8	6	3	14	31

Qtr	Time	Scoring play
1st	14:52	WID - TEAM Safety
	04:20	ALB - Holmes 1 yd run (Holmes pass from Kelly)
	00:47	WID - Jellinek 36 yd punt return (Breslin kick)
2nd	00:55	ALB - Drumgo 2 yd pass from Kelly (Kelly pass failed)
3rd	00:07	ALB - Whelan 31 yd field goal
4th	11:33	ALB - Kelly 1 yd run (Whelan kick)
	00:51	ALB - Hare 55 yd interception return (Whelan kick)
	00:01	WID - Horning 11 yd pass from Haupt (Penn pass from Haupt)

	WID	ALB
FIRST DOWNS	11	17
RUSHES-YARDS (NET)	33-47	43-76
PASSING YDS (NET)	129	217
Passes Att-Comp-Int	29-11-4	30-18-0
TOTAL OFFENSE PLAYS-YARDS	62-176	73-293
Fumble Returns-Yards	0-0	0-0
Punt Returns-Yards	5-66	3-30
Kickoff Returns-Yards	6-131	1-19
Interception Returns-Yards	0-0	4-70
Punts (Number-Avg)	6-33.0	6-37.3
Fumbles-Lost	1-1	2-1
Penalties-Yards	6-53	7-48
Possession Time	24:43	35:16
Third-Down Conversions	4 of 15	10 of 18
Fourth-Down Conversions	2 of 3	0 of 2
Red-Zone Scores-Chances	1-1	4-4
Sacks By: Number-Yards	5-33	6-38

Game 8

FDU-FLORHAM

OCTOBER 31ST IN READING, PA.



Albright 49, FDU-Florham 28

Score by Quarters	1	2	3	4	Total
FDU-Florham	7	7	0	14	28
Albright	20	15	7	7	49

Qtr	Time	Scoring play
1st	13:30	ALB - Henderson 17 yd blocked punt return (Subers rush failed)
	10:38	ALB - Kelly 4 yd run (Whelan kick)
	06:28	ALB - Castano 53 yd pass from Kelly (Whelan kick)
	02:23	FDU - Bukowiec 16 yd pass from Jeffers (Mullen kick)
2nd	13:48	ALB - Drumgo 12 yd pass from Kelly (Caldwell Jr. pass from Kelly)
	06:17	ALB - Holmes 14 yd run (Whelan kick)
	03:43	FDU - Reed 18 yd pass from Jeffers (Mullen kick)
3rd	00:30	ALB - Harper 6 yd interception return (Whelan kick)
4th	07:38	ALB - Holmes 11 yd pass from Kelly (Whelan kick)
	04:17	FDU - Jeffers 12 yd run (Mullen kick)
	00:02	FDU - Griffin 11 yd run (Mullen kick)

	FDU	ALB
FIRST DOWNS	22	20
RUSHES-YARDS (NET)	27-186	37-194
PASSING YDS (NET)	200	229
Passes Att-Comp-Int	38-19-2	20-15-1
TOTAL OFFENSE PLAYS-YARDS	65-386	57-423
Fumble Returns-Yards	0-0	0-0
Punt Returns-Yards	1--1	2-34
Kickoff Returns-Yards	6-128	5-94
Interception Returns-Yards	1-5	2-6
Punts (Number-Avg)	1-0.0	4-33.5
Fumbles-Lost	0-0	0-0
Penalties-Yards	6-48	12-97
Possession Time	29:06	30:54
Third-Down Conversions	6 of 12	5 of 10
Fourth-Down Conversions	0 of 4	0 of 0
Red-Zone Scores-Chances	4-5	4-4
Sacks By: Number-Yards	4-14	0-0

Game 9

DELAWARE VALLEY COLLEGE

NOVEMBER 7TH IN DOYLESTOWN, PA.



Delaware Valley 45, Albright 16

Score by Quarters	1	2	3	4	Total
Albright	0	0	0	16	16
Delaware Valley	14	10	7	14	45

Qtr	Time	Scoring play
1st	07:01	DVC - Hall 25 yd run (Sobchak kick)
	05:30	DVC - Cook 1 yd run (Sobchak kick)
2nd	13:41	DVC - Cook 7 yd pass from Isgro (Sobchak kick)
	01:11	DVC - Sobchak 20 yd field goal
3rd	08:25	DVC - Cook 5 yd run (Sobchak kick)
4th	06:25	ALB - Caldwell Jr. 3 yd pass from Kelly (Caldwell Jr. pass from Kelly)
	03:40	DVC - Whiteside 2 yd run (Sobchak kick)
	01:31	ALB - Pillar 20 yd pass from Kelly (Wallace pass from Kelly)
	01:26	DVC - Squitiere 36 yd kickoff return

	ALB	DVC
FIRST DOWNS	21	20
RUSHES-YARDS (NET)	26-16	37-348
PASSING YDS (NET)	290	178
Passes Att-Comp-Int	51-34-1	19-12-0
TOTAL OFFENSE PLAYS-YARDS	77-306	56-426
Fumble Returns-Yards	0-0	0-0
Punt Returns-Yards	1--6	0-0
Kickoff Returns-Yards	8-85	2-58
Interception Returns-Yards	0-0	1-0
Punts (Number-Avg)	2-40.5	2-34.5
Fumbles-Lost	2-2	1-1
Penalties-Yards	1-5	3-30
Possession Time	32:32	27:28
Third-Down Conversions	5 of 15	6 of 10
Fourth-Down Conversions	4 of 7	0 of 1
Red-Zone Scores-Chances	2-4	5-5
Sacks By: Number-Yards	1-5	6-37

Game 10

LEBANON VALLEY COLLEGE

NOVEMBER 14TH IN ANNVILLE, PA.



Albright 44, Lebanon Valley 43 (2OT)

Score by Quarters	1	2	3	4	OT	O1	O2	Total
Lebanon Valley	7	9	7	7	13	7	6	43
Albright	0	0	9	21	14	7	7	44

Qtr	Time	Scoring play
1st	06:15	LVC - Brennan 9 yd pass from Fick (Ryan kick)
2nd	09:03	LVC - TEAM safety
	08:19	LVC - Guiles 18 yd run (Ryan kick)
3rd	11:07	LVC - Parker 2 yd run (Ryan kick)
	07:23	ALB - Pillar 42 yd pass from Subers (Subers pass failed)
	03:06	ALB - Whelan 36 field goal
4th	14:54	ALB - Romig 4 yd pass from Subers (Whelan kick)
	11:40	ALB - Holmes 1 yd run (Whelan kick)
	06:11	LVC - Donovan 27 yd pass from Fick (Ryan kick)
	02:54	ALB - Romig 9 yd pass from Subers (Whelan kick)
OT	15:00	LVC - Parker 4 yd run (Ryan kick)
	15:00	ALB - Pillar 30 yd pass from Subers (Whelan kick)
	15:00	ALB - Pillar 7 yd pass from Subers (Whelan kick)
	15:00	LVC - Brennan 2 yd pass from Fick (Fick pass failed)

	LVC	ALB
FIRST DOWNS	24	25
RUSHES-YARDS (NET)	60-272	34-99
PASSING YDS (NET)	217	362
Passes Att-Comp-Int	25-15-0	38-22-2
TOTAL OFFENSE PLAYS-YARDS	85-489	72-461
Fumble Returns-Yards	0-0	0-0
Punt Returns-Yards	3-27	3-2
Kickoff Returns-Yards	6-112	5-75
Interception Returns-Yards	2-0	0-0
Punts (Number-Avg)	5-40.6	4-38.2
Fumbles-Lost	0-0	0-0
Penalties-Yards	9-117	6-87
Possession Time	33:32	26:28
Third-Down Conversions	6 of 16	7 of 15
Fourth-Down Conversions	2 of 4	2 of 3
Red-Zone Scores-Chances	5-6	5-6
Sacks By: Number-Yards	3-28	1-6

Game 11

ALFRED UNIVERSITY

NOVEMBER 21ST IN ALFRED, N.Y.



2009 FOOTBALL CHAMPIONSHIP

Albright 35, Alfred 25



Score by Quarters	1	2	3	4	Total
Albright	0	7	14	14	35
Alfred	0	10	0	15	25

Qtr	Time	Scoring play
2nd	14:21	ALF - Loughlin-Pope 5 yd pass from Secky (Rockwood kick)
	11:31	ALB - Pillar 51 yd pass from Kelly (Whelan kick)
	00:31	ALF - Rockwood 28 yd field goal
3rd	13:38	ALB - Romig 32 yd pass from Subers (Whelan kick)
	07:31	ALB - Romig 4 yd pass from Subers (Whelan kick)
4th	14:56	ALF - Clark 1 yd run (Hendrix pass from Secky)
	14:12	ALB - Subers 1 yd run (Whelan kick)
	08:29	ALF - Hendrix 1 yd run (Rockwood kick)
	07:37	ALB - Holmes 46 yd run (Whelan kick)

	ALB	ALF
FIRST DOWNS	20	22
RUSHES-YARDS (NET)	26-90	43-141
PASSING YDS (NET)	323	229
Passes Att-Comp-Int	33-20-0	34-21-2
TOTAL OFFENSE PLAYS-YARDS	59-413	77-370
Fumble Returns-Yards	0-0	0-0
Punt Returns-Yards	0-0	1-12
Kickoff Returns-Yards	5-85	6-110
Interception Returns-Yards	2-0	0-0
Punts (Number-Avg)	3-15.0	2-29.0
Fumbles-Lost	0-0	0-0
Penalties-Yards	6-51	4-35
Possession Time	25:59	34:01
Third-Down Conversions	4 of 9	10 of 17
Fourth-Down Conversions	0 of 1	1 of 2
Red-Zone Scores-Chances	2-2	4-5
Sacks By: Number-Yards	3-26	2-6

Game 12

DELAWARE VALLEY COLLEGE

NOVEMBER 28TH IN DOYLESTOWN, PA.



2009 FOOTBALL CHAMPIONSHIP

Albright 27, Delaware Valley 3



Score by Quarters	1	2	3	4	Total
Albright	0	0	14	13	27
Delaware Valley	0	3	0	0	3

Qtr	Time	Scoring play
2nd	05:01	DVC - Sobchak 35 yd field goal
3rd	10:55	ALB - Romig 23 yd pass from Kelly (Whelan kick)
	02:05	ALB - Drumgo 1 yd run (Whelan kick)
4th	11:00	ALB - Holmes 12 yd run (Whelan kick)
	04:21	ALB - Holmes 8 yd pass from Kelly (Whelan kick)

	ALB	DVC
FIRST DOWNS	26	15
RUSHES-YARDS (NET)	34-72	42-111
PASSING YDS (NET)	307	130
Passes Att-Comp-Int	43-27-1	29-10-1
TOTAL OFFENSE PLAYS-YARDS	77-379	71-241
Fumble Returns-Yards	0-0	0-0
Punt Returns-Yards	4-33	0-0
Kickoff Returns-Yards	1-16	4-40
Interception Returns-Yards	1-0	1-0
Punts (Number-Avg)	3-21.3	6-31.8
Fumbles-Lost	0-0	3-1
Penalties-Yards	2-13	4-37
Possession Time	30:30	29:30
Third-Down Conversions	10 of 15	6 of 18
Fourth-Down Conversions	1 of 2	1 of 3
Red-Zone Scores-Chances	3-6	1-2
Sacks By: Number-Yards	6-41	4-27

Game 13

MOUNT UNION COLLEGE

DECEMBER 5TH IN ALLIANCE, OHIO



2009 FOOTBALL CHAMPIONSHIP

#1 Mount Union 55, Albright 3



Score by Quarters	1	2	3	4	Total
Albright	0	3	0	0	3
#1 Mount Union	14	14	20	7	55

Qtr	Time	Scoring play
1st	14:07	MTU - McClain 37 yd interception return (Carpenter kick)
	01:35	MTU - Rocco 7 yd run (Carpenter kick)
2nd	08:57	ALB - Whelan 26 yd field goal
	03:47	MTU - Morring 1 yd run (Carpenter kick)
	01:19	MTU - Morring 3 yrd run (Carpenter kick)
3rd	12:48	MTU - Morring 45 yd pass from Rocco (Carpenter kick)
	11:19	MTU - Morring 2 yd run (Carpenter kick)
	03:51	MTU - Petruziello 68 yd pass from Rocco (Carpenter kick)
4th	03:21	MTU - Dieuseul 0 yd fumble recovery (Carpenter kick)

	ALB	MTU
FIRST DOWNS	12	24
RUSHES-YARDS (NET)	22-6	38-220
PASSING YDS (NET)	207	268
Passes Att-Comp-Int	43-26-2	25-21-2
TOTAL OFFENSE PLAYS-YARDS	65-213	63-488
Fumble Returns-Yards	0-0	0-0
Punt Returns-Yards	1-11	4-15
Kickoff Returns-Yards	8-141	2-31
Interception Returns-Yards	2-36	2-52
Punts (Number-Avg)	5-30.0	1-39.0
Fumbles-Lost	4-3	5-3
Penalties-Yards	3-20	3-25
Possession Time	29:54	30:06
Third-Down Conversions	2 of 13	6 of 8
Fourth-Down Conversions	2 of 5	0 of 0
Red-Zone Scores-Chances	1-3	4-5
Sacks By: Number-Yards	0-0	7-30

The Lions celebrate their 27-3 win over Delaware Valley College in the second round of the NCAA tournament. That win marked the first ever for the Lions over the Aggies in NCAA tournament play



RUSHING	GP	Att	Gain	Loss	Net	Avg.	TD	Long	Avg/G
Josan Holmes	13	156	579	43	536	3.4	10	46	41.2
Tanner Kelly	13	138	576	239	337	2.4	6	56	25.9
Mike Wilbur	10	41	227	14	213	5.2	4	43	21.3
Patrick Subers	10	28	208	30	178	6.4	1	37	17.8
Tyrell Drumgo	13	23	71	6	65	2.8	1	10	5.0
Ty Hughes	3	13	50	3	47	3.6	0	18	15.7
Clif LeGrand	7	11	45	6	39	3.5	0	11	5.6
Nate Romig	13	5	37	1	36	7.2	0	24	2.8
Jantzen Linn	8	13	29	11	18	1.4	0	11	2.2
Mark Bergery	12	1	0	0	0	0.0	0	0	0.0
Adam Galczynski	3	1	0	5	-5	-5.0	0	0	-1.7
TEAM	7	9	0	9	-9	-1.0	0	0	-1.3
Total	13	439	1,822	367	1,455	3.3	22	56	111.9
Opponents	13	470	2,160	310	1,850	3.9	21	40	142.3

PASSING	GP	Effic	Att-Cmp-Int	Pct	Yds	TD	Lng	Avg/G
Tanner Kelly	13	155.38	244-359-5	68.0	3,030	21	93	233.1
Patrick Subers	10	154.97	44-79-2	55.7	667	8	46	66.7
Adam Galczynski	3	221.80	2-2-0	100.0	29	0	17	9.7
Brendan Bresnahan	13	0.0	0-1-0	0.0	0	0	0	0.0
TEAM	7	0.00	0-1-0	0.0	0	0	0	0.0
Mark Bergery	12	0.00	0-0-0	0.0	0	0	0	0.0
Total	13	154.91	290-442-7	65.6	3,726	29	93	286.6
Opponents	13	109.48	196-365-20	53.7	2,350	14	68	180.8

KICK RETURNS	No.	Yds	Avg	TD	Long
Scott Pillar	15	245	16.3	0	40
Mark Bergery	10	144	14.4	0	32
Josan Holmes	8	136	17.0	0	45
Jesse Henderson	5	106	21.2	0	47
Dave Harig	5	109	21.8	0	43
Bob Harper	3	27	9.0	0	12
Alvin Thomas	1	12	12.0	0	12
Total	47	779	16.6	0	47
Opponents	66	1,251	19.0	1	46

FUMBLE RETURNS	No.	Yds	Avg	TD	Long
Total	0	0	0.0	0	0
Opponents	0	0	0.0	1	0

RECEIVING	GP	No.	Yds	Avg	TD	Long	Avg/G
Nate Romig	13	91	1,341	14.7	12	53	103.2
Josan Holmes	13	43	335	7.8	2	27	25.8
Luke Wallace	13	42	477	11.4	0	43	36.7
Sean Caldwell Jr.	10	30	351	11.7	2	42	35.1
Scott Pillar	12	27	628	23.3	8	93	52.3
Tyrell Drumgo	13	17	115	6.8	3	13	8.8
Josh Bakala	7	14	114	8.1	1	20	16.3
Andrew Hettinger	10	9	140	15.6	0	30	14.0
Mike Wilbur	10	7	43	6.1	0	18	4.3
Andrew Castano	8	4	111	27.8	1	53	13.9
Danny Cieniewicz	5	3	33	11.0	0	17	6.6
Carven Kromah	2	2	30	15.0	0	20	15.0
Kevin Zinzel	2	1	8	8.0	0	8	4.0
Total	13	290	3,726	12.8	29	93	286.6
Opponents	13	196	2,350	12.0	14	68	180.8

PUNT RETURNS	No.	Yds	Avg	TD	Long
Josan Holmes	17	161	9.5	0	30
Dave Harig	7	94	13.4	1	51
Brett Gaul	3	42	14.0	0	0
Luke Wallace	2	1	0.5	0	0
Mark Bergery	1	-3	-3.0	0	0
Jesse Henderson	1	17	17.0	1	17
Michael Rice	1	0	0.0	0	0
Jantzen Linn	1	12	12.0	0	12
Nate Romig	1	-1	-1.0	0	0
Total	34	323	9.5	2	51
Opponents	20	162	8.1	1	36

INTERCEPTIONS	No.	Yds	Avg	TD	Long
Brett Gaul	4	6	1.5	0	6
Bob Harper	3	10	3.3	1	6
Josh Hare	3	71	23.7	1	55
Brendan Bresnahan	3	17	5.7	0	17
Dave Harig	2	40	20.0	0	22
Mark Bergery	2	15	7.5	0	15
Keith Bruno	1	31	31.0	0	31
Ryan Ott	1	0	0.0	0	0
Jon Linn	1	29	29.0	0	29
Total	20	219	10.9	2	55
Opponents	7	57	8.1	1	37

TOTAL OFFENSE	G	Plays	Rush	Pass	Total	Avg/G
Tanner Kelly	13	497	337	3,030	3,367	259.0
Patrick Subers	10	107	178	667	845	84.5
Josan Holmes	13	156	536	0	536	41.2
Mike Wilbur	10	41	213	0	213	21.3
Tyrell Drumgo	13	23	65	0	65	5.0
Ty Hughes	3	13	47	0	47	15.7
Clif LeGrand	7	11	39	0	39	5.6
Nate Romig	13	5	36	0	36	2.8
Adam Galczynski	3	3	-5	29	24	8.0
Jantzen Linn	8	13	18	0	18	2.2
TEAM	7	10	-9	0	-9	-1.3
Total	13	881	1,455	3,726	5,181	398.5
Opponents	13	835	1,850	2,350	4,200	323.1

SCORING	TD	FG	PAT				DXP	Saf	Pts
			Kick	Rush	Rcv	Pass			
Nate Romig	12	-	-	-	1	-	-	-	74
Josan Holmes	12	-	-	-	1	-	-	-	74
John Whelan	-	9-12	37-40	-	-	-	-	-	64
Scott Pillar	8	-	-	-	-	-	-	-	48
Tanner Kelly	6	-	-	0-1	-	5-7	-	-	36
Mike Wilbur	4	-	-	-	-	-	-	-	24
Tyrell Drumgo	4	-	-	-	-	-	-	-	24
Sean Caldwell Jr.	2	-	-	-	2	-	-	-	16
Bob Harper	1	-	-	-	1	-	-	-	8
Patrick Subers	1	-	-	1-3	-	1-2	-	-	8
Andrew Castano	1	-	-	-	-	-	-	-	6
Josh Bakala	1	-	-	-	-	-	-	-	6
Josh Hare	1	-	-	-	-	-	-	-	6
Jesse Henderson	1	-	-	-	-	-	-	-	6
Dave Harig	1	-	-	-	-	-	-	-	6
John Venditti	-	-	2-2	-	-	-	-	-	2
Luke Wallace	-	-	-	-	1	-	-	-	2
Jon Linn	-	-	-	-	-	-	-	-	0
Total	55	9-12	39-42	1-4	6	6-9	-	-	410
Opponents	39	5-8	33-36	-	2	2-3	-	2	290

PUNTING	No.	Yds	Avg	Long	TB	FC	I20	50+	Blk
Tanner Kelly	35	1,168	33.4	69	2	1	12	2	0
B. Mitzkewich	15	558	37.2	58	0	2	3	3	1
Patrick Subers	1	32	32.0	32	0	0	1	0	0
TEAM	1	0	0.0	0	0	0	0	0	0
Total	52	1,758	33.8	69	2	3	16	5	1
Opponents	62	2,077	33.5	60	2	10	15	3	3

KICKOFFS	No.	Yds	Avg	TB	OB	Retn	Net	YdIn
John Whelan	70	3,913	55.9	4	1			
Brooks Mitzkewich	1	50	50.0	0	0			
Total	71	3,963	55.8	4	1	19.0	37.1	32
Opponents	53	2,831	53.4	3	2	16.6	37.6	32

FIELD GOALS	FGM-FGA	Pct.	01-19	20-29	30-30	40-49	50-99	Lg	Blk
John Whelan	9-12	75.0	0-0	3-4	4-4	2-4	0-0	45	0

FG SEQUENCE	Albright	Opponents
Ursinus	-	(35), 42
Western Conn.	45, (43), (32)	-
Pace	(35)	-
Wilkes	49, (28)	-
Lycoming	(27), (45), 23	-
King's	-	(28)
Widener	(31)	-
FDU-Florham	-	-
Delaware Valley	-	(20)
Lebanon Valley	(36)	25
Alfred	-	(28), 20
Delaware Valley	-	(35)
Mount Union	(26)	-

Numbers in (parentheses) indicate field goal was made

ALL PURPOSE	G	Rush	Rec	PR	KOR	IR	Tot	Avg/G
Nate Romig	13	36	1,341	-1	0	0	1,376	105.8
Josan Holmes	13	536	335	161	136	0	1,168	89.8
Scott Pillar	12	0	628	0	245	0	873	72.8
Luke Wallace	13	0	477	1	0	0	478	36.8
Sean Caldwell Jr.	10	0	351	0	0	0	351	35.1
Tanner Kelly	13	337	0	0	0	0	337	25.9
Mike Wilbur	10	213	43	0	0	0	256	25.6
Dave Harig	13	0	0	94	109	40	243	18.7
Tyrell Drumgo	13	65	115	0	0	0	180	13.8
Patrick Subers	10	178	0	0	0	0	178	17.8
Mark Bergery	12	0	0	-3	144	15	156	13.0
Andrew Hettinger	10	0	140	0	0	0	140	14.0
Jesse Henderson	11	0	0	17	106	0	123	11.2
Josh Bakala	7	0	114	0	0	0	114	16.3
Andrew Castano	8	0	111	0	0	0	111	13.9
Josh Hare	13	0	0	0	0	71	71	5.5
Brett Gaul	13	0	0	42	0	6	48	3.7
Ty Hughes	3	47	0	0	0	0	47	15.7
Clif LeGrand	7	39	0	0	0	0	39	5.6
Bob Harper	13	0	0	0	27	10	37	2.8
Danny Cieniewicz	5	0	33	0	0	0	33	6.6
Keith Bruno	3	0	0	0	0	31	31	10.3
Carven Kromah	2	0	30	0	0	0	30	15.0
Jantzen Linn	8	18	0	12	0	0	30	3.8
Jon Linn	13	0	0	0	0	29	29	2.2
Brendan Bresnahan	13	0	0	0	0	17	17	1.3
Alvin Thomas	13	0	0	0	12	0	12	0.9
Kevin Zinzel	2	0	8	0	0	0	8	4.0
Adam Galczynski	3	-5	0	0	0	0	-5	-1.7
TEAM	7	-9	0	0	0	0	-9	-1.3
Total	13	1,455	3,726	323	779	219	6,502	500.2
Opponents	13	1,850	2,350	162	1,251	57	5,670	436.2

	GP	Tackles				Sacks		Pass Def			Fumbles		Blkd	
		Solo	Ast	Total	TFL/Yds	No-Yards		Int-Yrds	BrUp	QBH	Rcv-Yds	FF	Kick	Saf
Brendan Bresnahan	13	60	26	73.0	4.5-10	-		3-17	5	-	-	2	-	-
Dave Harig	13	63	18	72.0	2.0-4	-		2-40	5	-	1-0	2	-	-
Bob Harper	13	49	25	61.5	10.5-38	3.5-27		3-10	-	-	-	-	1	-
Josh Hare	13	48	20	58.0	3.5-9	-		3-71	6	-	1-0	1	-	-
Andrew Kibler	13	44	28	58.0	5.0-7	-		-	-	-	-	-	-	-
Brett Gaul	13	45	9	49.5	2.0-11	-		4-6	8	-	-	1	5	-
Mark Bergery	12	37	5	39.5	-	-		2-15	6	-	-	-	-	-
Rob Mancinelli	13	25	22	36.0	3.5-9	0.5-5		-	-	-	1-0	-	-	-
Jon Linn	13	26	13	32.5	11.0-54	4.0-30		1-29	-	1	2-0	1	-	-
Eddie Mitchem	13	25	11	30.5	2.5-7	0.5-4		-	-	-	1-0	-	-	-
Ryan Ott	13	22	8	26.0	-	-		1-0	2	-	-	-	-	-
Alvin Thoms	13	21	10	26.0	11.5-57	10.0-52		-	1	-	-	2	-	-
Chris Meccariello	13	20	10	25.0	4.0-31	3.0-30		-	-	-	1-0	1	-	-
Rion Robinson	12	18	5	20.5	3.5-17	1.5-12		-	1	-	1-0	-	-	-
Nick Goodling	13	13	13	19.5	-	-		-	1	-	-	-	-	-
Jack Sayer	13	15	6	18.0	7.0-33	5.0-31		-	2	-	-	-	-	-
Ryan McAdams	13	12	4	14.0	2.0-12	2.0-12		-	-	-	-	-	-	-
Joseph Brice	12	6	4	8.0	-	-		-	-	-	-	-	-	-
Jesse Henderson	11	5	2	6.0	-	-		-	-	-	-	-	-	-
Mike Wilbur	10	4	1	4.5	-	-		-	-	-	-	-	-	-
Nate Linn	6	4	1	4.5	-	-		-	-	-	-	-	-	-
Adam Carey	6	3	2	4.0	-	-		-	-	-	-	-	-	-
Nelson Delgado	5	3	-	3.0	-	-		-	-	-	-	-	-	-
Justin Price	2	3	-	3.0	-	-		-	-	-	-	-	-	-
Darren Barnett	4	2	1	2.5	0.5-3	-		-	-	-	-	-	-	-
Nate Romig	13	2	1	2.5	-	-		-	-	-	-	-	-	-
Michael Rice	10	2	1	2.5	-	-		-	1	-	-	-	-	-
Francis Hall	4	2	1	2.5	1.0-7	1.0-7		-	-	-	-	-	-	-
Joseph Baciotti	1	2	-	2.0	-	-		-	-	-	-	-	-	-
Sean Caldwell Jr.	10	2	-	2.0	-	-		-	-	-	-	-	-	-
Paul Muller	6	1	1	1.5	-	-		-	-	-	-	-	-	-
Frank Maggio	2	1	1	1.5	1.0-1	-		-	-	-	-	-	-	-
JT Harding	10	1	1	1.5	-	-		-	-	-	-	-	-	-
Malik Compton	4	1	-	1.0	-	-		-	-	-	-	-	-	-
Adam Galczynski	3	1	-	1.0	-	-		-	-	-	-	-	-	-
Tymere Grant	2	1	-	1.0	-	-		-	-	-	-	-	-	-
Allen Barkers	1	1	-	1.0	-	-		-	-	-	-	-	-	-
John Whelan	13	1	-	1.0	-	-		-	-	-	-	-	-	-
Matt Pattison	4	1	-	1.0	-	-		-	-	-	-	-	-	-
Brett Czarnecki	9	-	1	0.5	-	-		-	-	-	-	-	-	-
Marty Reinhardt	1	-	1	0.5	-	-		-	-	-	-	-	-	-
Ed Leech	2	-	-	-	-	-		-	1	-	-	-	-	-
Stephen Davis	1	-	-	-	-	-		-	1	-	-	-	-	-
Keith Bruno	3	-	-	-	-	-		1-31	-	-	-	-	-	-
Total	13	592	252	718.0	75-310	31-210		20-219	40	1	8-0	10	6	-
Opponents	13	628	261	758.5	106-368	49-249		7-57	40	1	11-0	7	2	2

	Albright	Opponents
SCORING	410	290
Points Per Game	31.5	22.3
FIRST DOWNS	271	225
Rushing	81	101
Passing	169	112
Penalty	21	12
RUSHING YARDAGE	1,455	1,850
Yards gained rushing	1,822	2,160
Yards lost rushing	367	310
Rushing attempts	439	470
Average Per Rush	3.3	3.9
Average Per Game	111.9	142.3
Touchdowns Rushing	22	21
PASSING YARDAGE	3,726	2,350
Att-Comp-Int	290-442-7	196-365-20
Average Per Pass	8.4	6.4
Average Per Catch	12.8	12.0
Average Per Game	286.6	180.8
Touchdowns Passing	29	14
TOTAL OFFENSE	5,181	4,200
Total Plays	881	835
Average Per Play	5.9	5.0
Average Per Game	398.5	32.1
KICK RETURNS: #-YARDS	47-779	66-1,251
PUNT RETURNS: #-YARDS	34-323	20-162

	Albright	Opponents
INT RETURNS: #-YARDS	20-219	7-57
KICK RETURN AVERAGE	16.6	19.0
PUNT RETURN AVERAGE	9.5	8.1
INT RETURN AVERAGE	10.9	8.1
FUMBLES - LOST	18-11	16-8
PENALTIES - YARDS	76-775	66-677
Average Per Game	59.6	52.1
PUNTS - YARDS	52-1,758	62-2,077
Average Per Punt	33.8	33.5
Net Punt Average	29.9	27.6
TIME OF POSSESSION/GAME	31:18	28:40
3RD-DOWN CONVERSIONS	79/178	70/174
3rd-Down Pct.	44%	41%
4TH-DOWN CONVERSIONS	18/30	9/24
4th-Down Pct.	60%	38%
SACKS BY-YARDS	31-210	49-249
MISC YARDS	-20	0
TOUCHDOWNS SCORED	55	39
FIELD GOALS-ATTEMPTS	9-12	5-8
PAT-ATTEMPTS	2-4	0-1
RED-ZONE SCORES	(39-51) 76%	(35-43) 81%
RED-ZONE TOUCHDOWNS	(32-51) 63%	(30-43) 70%
PAT-ATTEMPTS	(39-42) 93%	(33-36) 92%
ATTENDANCE	10,472	17,775
Games/Avg Per Game	5/2,094	8/2,222

SCORE BY QUARTERS	1st	2nd	3rd	4th	OT	Total
Albright College	65	97	106	128	14	410
Opponents	64	84	50	79	13	290



ALBRIGHT

FOOTBALL

Career Individual Records

RUSHING

Yards Gained		
Dennis Zimmerman	3,430	1966-69
Matt Santoro	2,711	1996-99
Matt Pammer	2,611	1984-87
Adam Hubley	2,460	2001-04
Frankie Franks	2,379	1973-76

Carries		
Dennis Zimmerman	979	1966-69
Matt Pammer	717	1984-87
Adam Hubley	706	2001-04
Matt Santoro	632	1996-99
Frankie Franks	450	1973-76

Yards Per Carry (min. 200 carries)		
Kevin Daniels	5.7	1971-74
(1,337 yds/235 carries)		
Jon Thorpe	5.5	1988-91
(2,310 yds/424 carries)		
Vic Scotese	5.4	1978-81
(2,250 yds/416 carries)		
Frankie Franks	5.3	1973-76
(2,379 yds/450 carries)		
Bob MacMillan	4.9	1970-73
(1,395 yds/286 carries)		

Rushing Yards Per Game		
Jon Thorpe	105.0	1988-91
(2,310 yds/22 games)		
Vic Scotese	90.0	1978-81
(2,250 yds/25 games)		
Josan Holmes	98.8	2008
(1,087 yds/11 games)		
Bob MacMillan	79.8	1966-69
(3,430 yds/43 games)		
Matt Pammer	72.5	1984-87
(2,611 yds/36 games)		

Touchdowns		
Adam Hubley	30	2001-04
Matt Santoro	28	1996-99
Dennis Zimmerman	27	1966-69
Dick Riffle	26	1934-37
Jon Thorpe	23	1989-91

PASSING

Yards		
John Port	12,470	2001-05
Bryan Snyder	10,718	1994-97
Tanner Kelly	9,616	2006-09
Mike Strack	6,498	1999-01
Mike Futrick	4,163	1989-91

Completions		
John Port	966	2001-05
Bryan Snyder	836	1994-97
Tanner Kelly	811	2006-09
Mike Strack	510	1999-01
Mike Futrick	335	1989-91

Attempts		
John Port	1,585	2001-05
Bryan Snyder	1,434	1994-97
Tanner Kelly	1,241	2006-09
Mike Strack	966	1999-01
Mike Futrick	605	1989-91

Touchdown Passes		
John Port	110	2001-05
Bryan Snyder	96	1994-97
Tanner Kelly	80	2006-09
Mike Strack	47	1999-01
Gary Chapman	42	1959-61

Completion Pct. (min. 500 attempts)		
Tanner Kelly	0.654	2006-09
(811 for 1,241)		
John Port	0.609	2001-05
(966 for 1,585)		
Bryan Snyder	0.585	1994-97
(851 for 1,456)		
Mike Futrick	0.554	1989-91
(335 for 605)		
Mike Strack	0.528	1999-01
(510 for 966)		

Passing Yards Per Game		
John Port	283.4	2001-05
(12,470 yards in 44 games)		
Bryan Snyder	279.0	1994-97
(10,880 yards in 39 games)		
Tanner Kelly	218.5	2006-09
(9,616 yards in 44 games)		
Mike Strack	209.6	1999-01
(6,498 yards in 31 games)		
Mike Futrick	148.7	1989-91
(4,163 yards in 28 games)		

Had Intercepted		
Bryan Snyder	53	1994-97
John Port	46	2001-05
Mike Futrick	42	1989-91
Roy Curnow	36	1970-73
Mike Strack	32	1999-01
Mike Crovetti	30	1984-87
Tanner Kelly	30	2006-09

RECEIVING

Receptions		
Nick Cushman	266	2001-04
Eric Nemec	264	1995-98
Nate Romig	241	2006-09
Ryan Ditze	238	1993-96
Jim Maransky	171	1986-89

Yards		
Nick Cushman	3,666	2001-04
Eric Nemec	3,433	1995-98
Nate Romig	3,398	2006-09
Ryan Ditze	3,359	1993-96
Jesse Dorais	2,438	2000-03

Touchdown Receptions		
Nate Romig	38	2006-09
Eric Nemec	36	1995-98
Nick Cushman	34	2001-04
Ryan Ditze	32	1993-96
Jesse Dorais	29	2000-03

Receptions Per Game		
Nick Cushman	6.7	2001-04
(266 catches/40 games)		
Eric Nemec	6.3	1995-98
(265 catches/42 games)		
Ryan Ditze	5.8	1993-96
(242 catches/42 games)		
Nate Romig	5.4	2006-09
(241 catches/45 games)		
Jim Maransky	4.8	1986-89
(171 catches/36 games)		

Yards Per Reception (min. 75 rec.)		
Jesse Dorais	19.2	2000-03
(2,438 yards on 127 receptions)		
Howard Payton	15.9	1996-99
(1,236 yards on 78 receptions)		
Nate Romig	14.1	2006-09
(3,398 yards on 241 receptions)		
Ryan Ditze	14.0	1993-96
(3,396 yards on 242 receptions)		
Stephen Asay	13.9	2004-07
(2,193 yards on 158 receptions)		

Receiving Yards Per Game		
Nick Cushman	91.7	2001-04
(3,666 yards in 40 games)		
Eric Nemec	82.0	1995-98
(3,444 yards in 42 games)		
Ryan Ditze	80.9	1993-96
(3,396 yards in 42 games)		
Jesse Dorais	78.7	2000-03
(2,438 yards in 31 games)		
Nate Romig	75.5	2006-09
(3,398 yards in 45 games)		

TOTAL OFFENSE

Plays		
John Port	1,816	2001-05
(1,585 passing, 231 rushing)		
Bryan Snyder	1,674	1994-97
(1,434 passing, 218 rushing)		
Tanner Kelly	1,190	2006-08
(882 passing, 308 rushing)		
Mike Strack	1,153	1999-01
(966 passing, 187 rushing)		
Dennis Zimmerman	989	1966-69
(979 rushing, 10 receiving)		

Yards		
John Port	12,175	2001-05
(12,470 passing, -275 rushing)		
Tanner Kelly	10,576	2006-09
(9,616 passing, 960 rushing)		
Bryan Snyder	10,406	1994-97
(10,718 passing, -312 rushing)		
Mike Strack	6,548	1999-01
(6,498 passing, 50 rushing)		
Mike Futrick	4,377	1989-91
(4,163 passing, 214 rushing)		

Yards Per Game		
John Port	276.7	2001-05
(12,175 yards in 44 games)		
Bryan Snyder	271.0	1994-97
(10,568 yards in 39 games)		
Tanner Kelly	240.4	2006-09
(10,576 yards in 44 games)		
Mike Strack	211.2	1999-01
(6,548 yards in 31 games)		
Mike Futrick	156.3	1989-91
(4,377 yards in 28 games)		

SCORING

Points (non-kicker)		
Nate Romig	268	2006-09
(44 TDs, 2 2XP)		
Eric Nemec	216	1995-98
(36 TDs)		
Tom Olivo	210	1958-61
(35 TDs)		
Nick Cushman	208	2001-04
(34 TDs, 2 2XP)		
Adam Hubley	204	2001-04
(34 TDs)		

Points (kicker)		
Dennis Unger	255	1994-97
(44 FGs, 123 XPs)		
George Merrill	184	1998-01
(35 FGs, 79 XPs)		
Dustin Kaplan	171	2002-05
(8 FGs, 147 XPs)		
John Whelan	162	2007-09
(24 FGs, 90 XPs)		
Mike Franczak	145	1978-81
(26 FGs, 67 XPs)		

Field Goals		
Dennis Unger	44	1994-97
George Merrill	35	1998-01
Mike Franczak	26	1978-81
John Whelan	24	2007-09
John Meil	17	1982-85

Field Goals Attempted		
Dennis Unger	62	1994-97
George Merrill	56	1998-01
Mike Franczak	37	1978-81
John Whelan	37	2007-09
Rich Appaluccio	21	1988-90

PATs		
Dustin Kaplan	147	2002-05
Dennis Unger	123	1994-97
Bill Brown	107	1973-76
John Whelan	90	2007-09
George Merrill	79	1998-01

PAT Attempts		
Dustin Kaplan	169	2002-05
Dennis Unger	148	1994-97
Bill Brown	120	1973-76
John Whelan	103	2007-09
George Merrill	96	1998-01

PUNTING

Punts		
Greg Holst	245	1978-81
Bert Wenzel	243	2000-03
William Gallen	186	1973-76
Tanner Kelly	168	2006-09
Mark Holway	125	1981-83

Yards		
Greg Holst	9,062	1978-81
Bert Wenzel	8,749	2000-03
William Gallen	7,070	1973-76
Tanner Kelly	6,105	2006-09
Ed McCloskey **	4,261	1969-71

Yards Per Punt (min. 100 punts)		
William Gallen	38.0	1973-76

(7,070 yds/186 punts)		
Greg Holst	36.9	1978-81
(9,062 yds/245 punts)		
Tanner Kelly	36.3	2006-09
(6,105 yds/168 punts)		
Bert Wenzel	36.0	2000-03
(8,749 yd/243 punts)		
Ed McCloskey **	35.2	1969-71
(4,261 yds/121 punts)		
** not including 1971 stats		

TACKLES

Unassisted (since 1982)		
Tom Fitti	200	1998-2001
Pete Manotti	175	2002-2005
Matt Christ	140	2005-2008
Jason Howe	135	1994-1997
John Shea	126	1988-1991

Assisted (since 1982)		
Jason Howe	248	1994-1997
Bob Smith	239	1981-1984
Tom Fitti	173	1998-2001
Joe Jennings	173	1988-1991
Jason Eberts	170	1994-1997
Nick Panico	153	1995-1998

Total (since 1982)		
Jason Howe	383	1994-1997
Tom Fitti	373	1998-2001
Bob Smith	339	1994-1997
Pete Manotti	286	2002-2005
Jason Eberts	282	1988-1991
Greg Vella	265	1988-1991

Per Game (since 1982)		
Bob Smith	11.30	1981-1984
(339 tackles/30 games)		
Art Vellutato†	11.06	1981-1983
(199 tackles/18 games)		
Jason Howe	9.34	1994-1997
(383 tackles/41 games)		
Tom Fitti	9.10	1998-2001
(373 tackles/41 games)		
Nick Yarussi	8.15	1986-1989
(220 tackles/27 games)		
† not including 1981 stats		

For Loss (yards) (since 1990)		
Russell Benditt ‡	71 (-301)	1997-2001
Shawn Stratz	43 (-158)	1994-1997
Chris Rickards	41 (-179)	1994-1997
Tom Fitti	40 (-157)	1998-2001
Jackson Fallon	37 (-172)	1998-2001

§ redshirted 1 year

FUMBLES

Forced (since 1988)		
Mike McCoy †	7	1987-1990
Toby Ranck	6	1998-2000
Mike Porreca †	5	1987-1990
Chris Lysakowski †	5	1987-1989
Pete Manotti	4	2002-2005
Russell Benditt ‡	4	1997-2001
Jim Kernan	4	1995-1997
Mark Fosbenner	4	1989-1992
Carl Perino	4	1989-1991
John Shea	4	1988-1991
Nick Yarussi ††	4	1986-1989

§ redshirted 1 year; # missing 1987 stats

†† missing 1986-1987 stats

Recovered (since 1975)		
Mark Crow	10	1973-1976
Nick Yarussi	8	1986-1989
Kevin Kelly	8	1975-1978
Dave Barr	7	1998-2001
Bob Majowicz	7	1976-1979
Jim Kernan	6	1995-1997
Tim O'Shea	6	1981-1984
Art Vellutato	6	1981-1983
Franklin Strokoff	5	1999-2002
Tom Deja	5	1994-1997
Marco Lloyd	5	1984-1987
Bob Smith	5	1981-1984
Leo Palumbo	5	1978-1981
Mike Niro	5	1978-1981

Interceptions

Bob Maro	23	1995-98
Jack Byers	21	2000-2003
Jack Sudol	21	1950-53
Bob Taggart	17	1980-83
Terry Rhodes	16	1967-69
Jon Thorpe	15	1989-91

SACKS (since 1982)

Russell Benditt ‡	21.5	1997-2001
Chris Rickards	19	1994-1997
Shawn Stratz	18	1994-1997
Jackson Fallon ‡	17	1999-2003
Art Vellutato†	17	1981-1983
Bob Smith	16	1981-1984

† not including 1981 stats

§ redshirted 1 year;



ALBRIGHT Individual Single Season Records

RUSHING

Yards Gained		
Jon Thorpe	1,198	1990
Dennis Zimmerman	1,161	1968
Josan Holmes	1,087	2008
Vic Scotese	1,056	1981
Chad Eisenhower	1,051	1995

Carries		
Dennis Zimmerman	336	1968
Dennis Zimmerman	265	1969
Adam Hubley	248	2003
Chad Eisenhower	244	1995
Jon Thorpe	235	1990

Yards Per Carry (min. 100 carries)		
Kevin Daniels	7.3	1974
(851 yds/116 carries)		
Frankie Francks	6.4	1974
(692 yds/109 carries)		
Jim Kuhn	5.7	1972
(713 yds/126 carries)		
Steve Opet	5.6	1980
(685 yds/122 carries)		
Bob MacMillan	5.5	1972
(675 yds/122 carries)		
Josan Holmes	5.5	2008
(1,087 yds/198 carries)		

Rushing Yards Per Game		
Dennis Zimmerman	129.0	1968
(1,161 yards/9 games)		
Jon Thorpe	119.8	1990
(1,198 yards/10 games)		
Vic Scotese	117.3	1981
(1,056 yards/9 games)		
Matt Pammer	104.1	1985
(729 yards/7 games)		
Jon Thorpe	103.4	1991
(1,034 yards/10 games)		

Touchdowns		
Jon Thorpe	14	1991
Dick Riffle	13	1936
Josan Holmes	12	2008
Dennis Zimmerman	11	1969
Josan Holmes	10	2009

PASSING

Yards		
John Port	3,799	2004
Bryan Snyder	3,530	1996
John Port	3,397	2003
Bryan Snyder	3,052	1997
Tanner Kelly	3,030	2009

Completions		
John Port	271	2004
Bryan Snyder	267	1996
John Port	244	2005
Tanner Kelly	244	2009
John Port	237	2003

Attempts		
Bryan Snyder	449	1995
Bryan Snyder	443	1996
John Port	421	2004
John Port	415	2005
Mike Strack	400	2001

Completion Pct (min. 100 attempts)		
Tanner Kelly	0.680	2009
(244 of 359)		
Tanner Kelly	0.666	2007
(217 of 326)		
Bryan Snyder	0.647	1997
(225 of 348)		
John Port	0.644	2004
(271 of 421)		
Tanner Kelly	0.637	2006
(167 of 262)		

Passing Yards Per Game		
John Port	345.4	2004
(3,799 yards in 11 games)		
John Port	339.7	2003
(3,397 yards in 10 games)		
Bryan Snyder	305.2	1997
(3,052 yards in 10 games)		
Bryan Snyder	294.2	1996
(3,530 yards in 12 games)		
John Port	274.5	2005
(2,745 yards in 10 games)		

Touchdown Passes		
Bryan Snyder	42	1996
John Port	35	2004
John Port	29	2003
Bryan Snyder	27	1997
John Port	25	2005
Tanner Kelly	25	2007

Had Intercepted (since 1960)		
Bryan Snyder	18	1995
Mike Strack	17	2000
Bryan Snyder	16	1994
John Port	15	2002
Dan Merkel	15	1993
Mike Futrick	15	1989
Stan Bergman	15	1984
Mike Futrick	14	1991
Ken Dysart	14	1988
Roy Curnow	14	1971

RECEIVING

Receptions		
Nick Cushman	101	2004
Ryan Ditze	94	1996
Nate Romig	91	2009
Eric Nemec	88	1997
Ryan Ditze	82	1994

Yards		
Nick Cushman	1,682	2004
Nate Romig	1,341	2009
Ryan Ditze	1,262	1996
Eric Nemec	1,197	1997
Jesse Dorais	1,034	2003

Yards Per Reception (min. 25 rec.)		
Jesse Dorais	21.2	2001
(741 yards/35 receptions)		
Jesse Dorais	20.3	2003
(1,034 yards/51 receptions)		
Howard Payton	19.9	1999
(497 yards/25 receptions)		
Ryan Ditze	19.8	1993
(573 yards/29 receptions)		
Nick Cushman	16.7	2004
(1,682 yards/101 receptions)		

Receiving Yards Per Game		
Nick Cushman	152.9	2004
(1,682 yards in 11 games)		
Eric Nemec	119.7	1997
(1,197 yards in 10 games)		
Ryan Ditze	105.2	1996
(1,262 yards in 12 games)		
Jesse Dorais	103.4	2003
(1,034 yards in 10 games)		
Nate Romig	103.2	2009
(1,341 yards in 13 games)		

Touchdown Receptions		
Ryan Ditze	20	1996
Nick Cushman	17	2004
Eric Nemec	16	1997
Jesse Dorais	13	2003
Nate Romig	12	2009

TOTAL OFFENSE

Plays		
Bryan Snyder	524	1995
(449 passing, 75 rushing)		
Bryan Snyder	517	1996
(443 passing, 74 rushing)		
Tanner Kelly	497	2009
(359 passing, 138 rushing)		
John Port	473	2004
(421 passing, 52 rushing)		
Tanner Kelly	465	2007
(326 passing, 139 rushing)		

Yards		
John Port	3,766	2004
(3,799 passing, -33 rushing)		
Bryan Snyder	3,406	1996
(3,530 passing, -124 rushing)		
Tanner Kelly	3,367	2009
(3,030 passing, 337 rushing)		
John Port	3,358	2003
(3,397 passing, -39 rushing)		
Bryan Snyder	2,938	1997
(3,052 passing, -114 rushing)		

Yards Per Game		
John Port	342.4	2004
(3,766 yards in 11 games)		
John Port	335.8	2003
(3,358 yards in 10 games)		
Bryan Snyder	293.8	1997
(2,938 yards in 10 games)		
Bryan Snyder	283.8	1996
(3,406 yards in 12 games)		
John Port	266.3	2005
(2,663 yards in 10 games)		

SCORING

Points (non-kicker)		
Ryan Ditzte	120	1996
(20 TDs)		
Nick Cushman	106	2004
(17 TDs, 2 XPs)		
Eric Nemec	100	1997
(16 TDs, 2 XPs)		
John Thorpe	96	1991
(16 TDs)		
Adam Hubley	90	2004
(15 TDs)		
Nate Romig	90	2007
(15 TDs)		

Points (kicker)		
Dennis Unger	79	1995
(18 FGs, 25 XPs)		
George Merrill	73	2001
(16 FGs, 25 XPs)		
John Whelan	64	2009
(9 FGs, 37 XPs)		
Dustin Kaplan	64	2004
(4 FGs, 52 XPs)		
Dennis Unger	63	1996
(6 FGs, 45 XPs)		

Field Goals		
Dennis Unger	18	1995
George Merrill	16	2001
Dennis Unger	11	1994
George Merrill	11	1999
John Whelan	8	2007
John Whelan	7	2008
Dennis Unger	7	1997
Rich Appaluccio	7	1988
Mike Franczak	7	1979-81

Field Goals Attempted		
George Merrill	26	2001
Dennis Unger	22	1995
Dennis Unger	19	1994
George Merrill	17	1999
John Whelan	16	2007

PATs		
Dustin Kaplan	52	2004
Dennis Unger	50	1996
Dustin Kaplan	41	2003
John Whelan	37	2009
Bill Brown	36	1976

PAT Attempts		
Dustin Kaplan	57	2004
Dennis Unger	57	1996
Dustin Kaplan	45	2003
John Whelan	40	2009
Bill Brown	39	1976

PUNTING

Punts		
Ken Dysart	80	1987
Dennis Zimmerman	80	1968
Mark Holway	79	1983
Bert Wenzel	76	2001
Dave Curtis	73	1984
Greg Holst	73	1979
Chris Seger	72	1977

Yards		
Dennis Zimmerman	2,801	1968
Bert Wenzel	2,760	2001
Greg Holst	2,758	1979
Dave Curtis	2,664	1984
Mark Holway	2,633	1983

Yards Per Punt (min. 30 punts)		
Chris Morehouse	43.2	1998
(2,247 yards/52 punts)		
Jeff Perry	39.6	1996
(2,334 yards/59 punts)		
Tanner Kelly	39.2	2007
(2,040 yards/52 punts)		
Bert Wenzel	38.3	2003
(1,838 yards/48 punts)		
Greg Holst	37.8	1979
(2,758 yards/73 punts)		

TACKLES

Unassisted (since 1982)		
Pete Manotti	68	2004
Tom Fitti	66	2001
Mike Gancarz	63	2002
Dave Harig	63	2009
Brendan Bresnahan	60	2009

Assisted (since 1982)		
Joe Jennings	106	1991
Bob Smith	96	1982
Anthony DellaVentura	80	1998
Carl Perino	80	1991
Nick Panico	79	1998
Jason Howe	79	1994
Marco Lloyd	77	1987

Total (since 1982)		
Bob Smith	128	1982
Joe Jennings	127	1991
Bob Smith	121	1984
Jason Howe	120	1994
Nick Panico	114	1998

Per Game (since 1982)		
Bob Smith	14.22	1982
(128 tackles in 9 games)		
Bob Smith	13.44	1984
(121 tackles in 9 games)		
Joe Jennings	12.70	1991
(127 tackles in 10 games)		
John Shea	12.13	1991
(97 tackles in 8 games)		
Jason Howe	12.00	1994
(120 tackles in 10 games)		

For Loss (yards) (since 1990)		
Russell Benditt	29 (-116)	2001
Russell Benditt	28 (-123)	2000
Chris Rickards	25 (-109)	1995
Dave Oscar	20 (-46)	1995
Chad Sload	19 (-84)	2001

FUMBLES

Forced (since 1988)		
Toby Ranck	6	1999
Mike McCoy	5	1988
Mike Porreca	4	1990
Rich Sbarra	3	2006
Matt Fitzgerald	3	2000
Chris Lysakowski	3	1988
Lou Pascarella	3	1988
Kris Trauger	3	1988
Nick Yarussi	3	1988
many players tied with	2	
(last by Alvin Thomas, Dave Harig, Brendan Bresnahan, 2009)		

Recovered		
Nick Yarussi	6	1988
Jim Kernan	5	1995
Art Vellutato	5	1982
Marco Lloyd	4	1987
Tim O'Shea	4	1982
Bob Majowicz	4	1979
Mike Niro	4	1980
Leo Palumbo	4	1980
Mark Crow	4	1974
Mike Zielinski	4	1973
John Wesley	4	1971

INTERCEPTIONS

Jack Sudol	12	1953
Bob Maro	10	1996
Ed McCloskey	9	1970
Jack Byers	8	2003
Todd Hoffman	8	2001
Terry Rhodes	8	1968
Jon Thorpe	7	1989
Terry Rhodes	7	1969
Paul Reid	7	1964
Matt Christ	7	2007

SACKS (since 1982)

Chris Rickards	11.5	1995
Bob Smith	11	1982
Russell Benditt	10.5	2000
Art Vellutato	10	1982
Alvin Thomas	10	2009

RUSHING

Yards Gained	
Chad Eisenhower	274 1995 vs Leb. Valley
Vic Scotese	252 1981 vs FDU-Madison
Matt Santoro	243 1997 vs Del. Valley
Matt Pammer	225 1985 vs Leb. Valley
Matt Santoro	223 1998 vs Leb. Valley
Josan Holmes	212 2008 vs Wilkes

Carries

Dennis Zimmerman	45 1968 vs Del. Valley & Leb. Valley
Dennis Zimmerman	42 1969 vs Lycoming
Dennis Zimmerman	42 1968 vs Moravian
Chris Arnout	41 1982 vs Wilkes
Dennis Zimmerman	41 1969 vs Leb. Valley
Chad Eisenhower	39 1995 vs Susquehanna
Matt Pammer	39 1986 vs Leb. Valley

Touchdowns

Chad Eisenhower	4 1994 vs Del. Valley
Tom Olivo	4 1961 vs Muhlenberg
Dick Riffle	4 1936 vs Muhlenberg
Josan Holmes	4 2008 vs Montclair State

Yards Per Carry (min. 10 carries)

Kevin Daniels	15.4 1974 vs Del. Valley (216 yds on 14 carries)
Vic Scotese	11.5 1981 vs FDU-Madison (252 yds on 22 carries)
Bob MacMillan	11.5 1972 vs Gettysburg (173 yds on 15 carries)
Don Manlove	11.0 1964 vs Grove City (121 yds on 11 carries)
Jeff Welch	10.4 1976 vs Upsala (156 yds on 15 carries)

PASSING

Yards

John Port	533 2003 vs Juniata
John Port	466 2004 vs Widener
John Port	464 2004 vs FDU-Florham
Bryan Snyder	464 1997 vs Susquehanna
Tanner Kelly	447 2007 vs Kean (NJ)
Tanner Kelly	436 2009 vs Wilkes

Completions

John Port	36 2003 vs Moravian
Bryan Snyder	35 1994 vs Widener
Bryan Snyder	34 1996 vs Widener
Tanner Kelly	34 2009 vs Del. Valley
John Port	33 2003 vs Wilkes
Bryan Snyder	33 1997 vs Susquehanna
Bryan Snyder	33 1996 vs Juniata
John Port	33 2005 vs Wilkes
Tanner Kelly	33 2008 vs Lycoming

Attempts

Bryan Snyder	66 1996 vs Widener
Bryan Snyder	55 1994 vs Widener
John Port	55 2005 vs Wilkes
Mike Strack	52 2000 vs Del. Valley
Bryan Snyder	52 1996 vs Lycoming
John Port	51 2003 vs Del. Valley
Mike Strack	51 2001 vs Widener
Tanner Kelly	51 2009 vs Del. Valley

Completion Pct (min. 15 attempts)

Bryan Snyder	0.868 1997 vs Susquehanna (33 of 38)
Tanner Kelly	0.818 2007 vs Kean (NJ) (18 of 22)
Jeff Haberl	0.800 1998 vs Leb. Valley (24 of 30)
Tanner Kelly	0.774 2006 vs Leb. Valley (24 of 31)
Bryan Snyder	0.765 1997 vs Moravian (26 of 34)

Touchdown Passes

John Port	6 2002 vs Del. Valley
John Port	5 2004 vs Wilkes
John Port	5 2003 vs Juniata & Leb. Valley
Bryan Snyder	5 1997 vs Del. Valley
Bryan Snyder	5 1996 vs 4 teams
Pat Subers	5 2009 vs Leb. Valley
Tanner Kelly	4 2006 vs Juniata
John Port	4 2004 vs 4 teams
John Port	4 2003 vs Susquehanna & Ursinus
John Port	4 2002 vs Leb. Valley
John Port	4 2005 vs Leb. Valley & Del. Valley
Mike Strack	4 2001 vs Widener & Wesley
Bryan Snyder	4 1997 vs Susquehanna & Moravian

Bryan Snyder	4 1996 vs Catholic U. & Moravian
Bryan Snyder	4 1995 vs Leb. Valley
Gary Chapman	4 1961 vs F&M
Tanner Kelly	4 2009 vs Wilkes
many tied with	3
(last by John Port 2004 vs Leb. Valley)	

Had Intercepted

Joe Matina	5 1988 vs Susquehanna
Lew Nevins	5 1962 vs Lycoming
Mike Strack	4 1999 vs Lycoming
Jeff Haberl	4 1998 vs Leb. Valley
Keith Cadden	4 1992 vs Leb. Valley
Roy Curnow	4 1971 vs Juniata
Roy Shellhammer	4 1966 vs Wagner
Lew Nevins	4 1963 vs Leb. Valley
Stan Bergman	4 1984 vs Upsala
many tied with	3
(last by John Port 2002 vs King's)	

RECEIVING

Receptions

Ryan Ditzel	17 1995 vs Lycoming
Eric Nemec	17 1995 vs Widener
Ryan Ditzel	17 1994 vs Widener
Ryan Ditzel	16 1996 vs Widener
Eric Nemec	15 1997 vs Susquehanna
Eric Nemec	15 1995 vs King's
Eric Nemec	14 1997 vs FDU-Madison
Ryan Ditzel	14 1996 vs Lycoming
Ryan Ditzel	14 1994 vs Jersey City
AJ Hill	14 2008 vs Western Conn. State
Nate Romig	14 2009 vs Del. Valley

Yards

Nick Cushman	244 2003 vs Juniata
Nick Cushman	233 2004 vs FDU-Florham
Ryan Ditzel	233 1995 vs Lycoming
Nick Cushman	223 2004 vs Moravian
Eric Nemec	223 1997 vs Susquehanna
Ryan Ditzel	212 1996 vs Widener
Ryan Ditzel	202 1995 vs Moravian

Yards Per Reception (min. 3 recs.)

Jesse Dorais	40.3 2001 vs Juniata (3 catches/121 yards)
Stephen Asay	37.3 2006 vs Lycoming (3 catches/112 yards)
Jesse Dorais	36.6 2002 vs Del. Valley (5 catches/183 yards)
Howard Payton	36.0 1999 vs Susquehanna (3 catches/108 yards)
Jesse Dorais	32.4 2003 vs Ursinus (5 catches/162 yards)

Touchdown Receptions

Eric Nemec	4 1996 vs Del. Valley
Andy Sorice	3 2005 vs Leb. Valley
Nick Cushman	3 2004 vs 3 teams
Steve Mocey	3 2004 vs Wilkes
Jesse Dorais	3 2003 vs Leb. Valley
Eric Nemec	3 1998 vs Susquehanna
Jim Maransky	3 1988 vs Upsala
Gerry Potts	3 1951 vs Gettysburg
Stephen Asay	3 2007 vs Wilkes
Nate Romig	3 2009 vs Wilkes
Scott Pillar	3 2009 vs Leb. Valley
many tied with	2
(last by Nate Romig 2008 vs Lebanon Valley)	

TOTAL OFFENSE

Plays

Bryan Snyder	69 1996 vs Widener (66 passing, 3 rushing)
Bryan Snyder	66 1996 vs Lycoming (52 passing, 14 rushing)
Tanner Kelly	65 2009 vs Del. Valley (51 passing, 14 rushing)
Mike Strack	60 2000 vs Del. Valley (52 passing, 8 rushing)
John Port	60 2005 vs Wilkes (55 passing, 5 rushing)

Yards

John Port	542 2003 vs Juniata (533 passing, 9 rushing)
Tanner Kelly	499 2009 vs Wilkes (436 passing, 63 rushing)
John Port	479 2004 vs FDU-Florham (464 passing, 15 rushing)
John Port	441 2004 vs Widener (466 passing, -25 rushing)
Bryan Snyder	441 1997 vs Susquehanna (464 passing, -23 rushing)
Tanner Kelly	417 2006 vs Lycoming (335 passing, 82 rushing)
John Port	417 2004 vs Lycoming (414 passing, 3 rushing)

SCORING

Points (non-kicker)

Dick Riffle	30	1936 vs Muhlenberg (5 TDs)
Josan Holmes	24	2008 vs Montclair State (4 TDs)
Eric Nemec	24	1996 vs Del. Valley (4 TDs)
Chad Eisenhower	24	1994 vs Del. Valley (4 TDs)
Tom Olivo	24	1961 vs Muhlenberg (4 TDs)
Billy Krohto	20	1948 vs Otterbein (3 TDs, 1 2XP)

Points (kicker)

Dennis Unger	18	1995 vs King's (5 FGs, 3 XPs)
George Merrill	14	2001 vs Wilkes (4 FGs, 2 XPs)
John Meil	13	1983 vs Moravian (4 FGs, 1 XP)
Bill Cooper	11	1969 vs Moravian (3 FGs, 2 XP)
Dustin Kaplan	10	2004 vs McDaniel (1 FG, 7 XP)
George Merrill	10	2001 vs Leb. Valley (3 FGs, 1 XP)
George Merrill	10	2001 vs Del. Valley (2 FGs, 4 XPs)
George Merrill	10	2000 vs Susquehanna (3 FGs, 1 XP)
John Whelan	10	2007 vs Lycoming (2 FGs, 4 XP)

Field Goals

Dennis Unger	5	1995 vs King's
George Merrill	4	2001 vs Wilkes
John Meil	4	1983 vs Moravian
George Merrill	3	2001 vs Leb. Valley
George Merrill	3	2001 vs Susquehanna
George Merrill	3	2000 vs Susquehanna
George Merrill	3	1999 vs Wilkes
Rich Appaluccio	3	1988 vs W. Maryland
Bill Cooper	3	1969 vs Moravian
Mike Franczak	3	1980 vs Upsala
Bill Brown	3	1973 vs Upsala

Field Goals Attempted

George Merrill	5	1999 vs Wilkes
Dennis Unger	5	1995 vs King's
George Merrill	4	2001 vs Wilkes
George Merrill	4	1999 vs Susquehanna
many tied with	3	

(last by John Whelan 2008 vs Shenandoah)

PATs

Mike Franczak	8	1980 vs FDU-Madison
Bill Brown	8	1975 vs Upsala
Dustin Kaplan	7	2004 vs 2 teams
Dustin Kaplan	7	2003 vs Juniata & Susquehanna
Dustin Kaplan	7	2002 vs Del. Valley
George Merrill	7	2001 vs Wesley
Bill Brown	7	1976 vs Leb. Valley
many tied with	6	

(last by John Whelan 2007 vs Lycoming)

PAT Attempts

Mike Franczak	8	1980 vs FDU-Madison
Bill Brown	8	1976 vs Leb. Valley
Bill Brown	8	1975 vs Upsala
Dustin Kaplan	7	2004 vs 3 teams
Dustin Kaplan	7	2003 vs Juniata & Susquehanna
Dustin Kaplan	7	2002 vs Del. Valley
George Merrill	7	2001 vs Wesley
Bill Brown	7	1976 vs Susquehanna

Bill Brown	7	1973 vs Upsala
------------	---	----------------

PUNTING

Punts

Dave Curtis	14	1984 vs Widener
Dave Curtis	14	1983 vs Lycoming
Jack Sudol	14	1951 vs Scranton
Ken Dysart	13	1987 vs Lycoming
Chris Seger	13	1977 vs Wilkes
Dennis Zimmerman	13	1968 vs Lycoming
Greg Holst	12	1978 vs Lycoming
William Gallen	12	1976 vs St. Lawrence
Carmen Comunale	12	1965 vs Wagner
Jack Sudol	12	1952 vs Scranton
Ken Dysart	11	1987 vs Leb. Valley
Mark Holway	11	1982 vs Upsala
Greg Holst	11	1981 vs Del. Valley

Yards

Greg Holst	480	1979 vs Lycoming
Chris Seger	432	1977 vs Wilkes
Ken Dysart	421	1987 vs Lycoming
Rob Brooks	382	1992 vs Lycoming
Greg Holst	381	1981 vs Del. Valley

Yards Per Punt (min. 4 punts)

Chris Morehouse	51.0	1998 vs Del. Valley (255 yds on 5 punts)
Chris Morehouse	49.3	1998 vs Catholic U. (197 yds on 4 punts)
Greg Holst	47.0	1980 vs FDU-Florham (188 yds on 4 punts)
Chris Morehouse	46.6	1998 vs Juniata (233 yds on 5 punts)
Jack Sudol	46.0	1953 vs Gettysburg (414 yds on 9 punts)
Al Harny	46.0	1949 vs F&M

TACKLES

Unassisted

Dave Harig	17	2009 vs Leb. Valley
Tom Fitti	16	1999 vs King's
Tom Fitti	15	2001 vs Widener
Matt Fitzgerald	15	2000 vs Moravian
Bob Smith	14	1984 vs Wilkes
Mark Bergery	13	2009 vs Lycoming
Ray Granger	13	1978 vs F&M
Josh Benson	12	2003 vs Juniata
Mike Gancarz	12	2002 vs 2 teams
Mike Gancarz	12	2001 vs King's
Tom O'Rourke	12	1989 vs Del. Valley
John McGowan	12	1989 vs Leb. Valley

Assisted (since 1982)

Jeff Bender	17	1991 vs Juniata
John Shea	16	1991 vs Juniata
Joe Jennings	15	1991 vs Lycoming
Dave Barr	12	2000 vs Widener
Bill Holley	12	1993 vs Del. Valley
Ed Palubinski	12	1993 vs Del. Valley
John Shea	12	1991 vs Lycoming
Joe Jennings	12	1991 vs 2 teams
Carl Perino	12	1991 vs 3 teams
Bob Smith	12	1984 vs Lycoming
Bob Kimball	12	1984 vs Del. Valley

Total

Bob Smith	27	1982 vs Upsala
Bob Smith	22	1984 vs Wilkes
Ray Granger	22	1978 vs F&M
Ray Granger	21	1978 vs Juniata
Dave Harig	21	2009 vs Leb. Valley
Jeff Bender	20	1991 vs Juniata
Pete Manotti	20	2005 vs FDU-Florham
John Shea	20	1991 vs Juniata
Joe Jennings	20	1991 vs Wilkes

Bob Smith	20	1982 vs Susquehanna
Tom Fitti	19	1999 vs King's
Nick Yarussi	19	1988 vs Widener
Bob Smith	19	1984 vs Lycoming

For Loss (yards) (since 1990)

Russell Benditt	6 (-19)	2001 vs Susquehanna
Russell Benditt	6 (-19)	2000 vs Leb. Valley
Chad Sload	5 (-37)	2001 vs Leb. Valley
Russell Benditt	5 (-32)	2000 vs Wilkes
Mike Gancarz	5 (-30)	2002 vs Del. Valley
Marc Shoemaker	4 (-29)	2003 vs Ursinus
Mike Porreca	4 (-26)	1990 vs Widener
Jackson Fallon	3 (-25)	2002 vs King's
Greg Vella	3 (-25)	1990 vs Lycoming
Alvin Thomas	3 (-11)	2009 vs Ursinus
Alvin Thomas	3 (-8)	2009 vs Western Conn.
Bob Harper	3 (-12)	2009 vs Widener

FUMBLES

Forced (since 1988)

Steve Biddle	2	2001 vs Dickinson
Matt Fitzgerald	2	2000 vs Wilkes
John Francolla	2	1991 vs Lycoming
Mike Porreca	2	1990 vs Moravian
Mike McCoy	2	1988 vs Del. Valley
Andrew Kibler	2	2007 vs Del. Valley
Dave Harig	2	2009 vs Mount Union

Recovered (since 1979)

Justin Smith	2	2003 vs Leb. Valley
Kevin Bliss	2	2002 vs Juniata
Pete Manotti	2	2003 vs Lycoming
Steve Panico	2	2001 vs Wilkes
Jeff Bender	2	1990 vs Moravian
Jon Thorpe	2	1988 vs Del. Valley
Nick Yarussi	2	1988 vs Lycoming
Andy Ruppert	2	1985 vs Lycoming
Dan O'Shea	2	1984 vs Wilkes
Art Vellutato	2	1982 vs Lycoming
Tim O'Shea	2	1982 vs Lycoming
Don Jones	2	1980 vs Juniata
Joe Carantonio	2	1980 vs Juniata
Bill Waters	2	1979 vs Susquehanna

SACKS

Bob Smith	4	1982 vs FDU-Madison
Russell Benditt	3.5	2000 vs Wilkes
Alvin Thomas	3	2009 vs Ursinus & Widener
Joe Howe	3	1997 vs Juniata
Mike Porreca	3	1990 vs Widener
Kris Trauger	3	1989 vs Juniata
Tim O'Shea	3	1984 vs Wilkes
Bob Smith	3	1984 vs Widener
Art Vellutato	3	1982 vs Del. Valley
John Jacobo	3	1980 vs Upsala
Bill Morrison	3	1972 vs Juniata
Carl Fischl	3	1972 vs Juniata
Pat Morris	3	1992 vs Juniata
Marc Shoemaker	2.5	2003 vs Ursinus
Chad Sload	2.5	2001 vs Leb. Valley
John Couchara	2.5	1997 vs FDU-Florham

INTERCEPTIONS

Phil Tortoreti	4	1966 vs Moravian
Jack Sudol	4	1951 vs F&M
Bob Maro	3	1997 vs Wesley
John Shea	3	1990 vs Widener
Cliff Repetti	3	1988 vs Upsala
Mike Sahli	3	1975 vs Leb. Valley
Paul Reid	3	1964 vs Juniata & Leb. Valley
Matt Christ	3	2007 vs Kean (NJ)
many tied with	2	

(last by Mark Bergery vs Widener, Brendan Bresnahan vs Alfred, 2009)

All-Time Longest Plays

Rush

Willie Smith	96	1951 vs Moravian
Paul Deck	95	1922 vs Cornell
Dick Breen	91	1939 vs Dickinson
Harry Kerns	90	1926 vs Juniata
Rob Levan	85	1990 vs Juniata
Bob White	85	1949 vs Moravian

Pass

Mike Strack to Jesse Dorais	96	2001 vs Wesley
Tanner Kelly to Scott Pillar	93	2009 vs Western Conn.
Tanner Kelly to Stephen Asay	91	2007 vs King's
Bryan Snyder to Chris McPherson	83	1994 vs Leb. Valley
John Port to Jesse Dorais	82	2003 vs Ursinus
Bryan Snyder to Howard Payton	80	1997 vs King's
George Petronius to Stan Brooks	80	1929 vs St. Joseph's

Field Goal

John Meil	47	1983 vs Moravian
John Meil	47	1982 vs Leb. Valley
John Whelan	45	2009 vs Lycoming
John Meil	45	1982 vs Lycoming
George Merrill	43	1999 vs Del. Valley
George Merrill	42	2001 vs Susquehanna
Greg Leppien	42	1998 vs Wm Patterson
Dennis Unger	42	1997 vs Widener
Mike Franczak	42	1980 vs Juniata
George Merrill	41	2001 vs Juniata
Rob Brooks	41	1992 vs Widener
Bill Cooper	41	1967 vs Moravian

Punt

Jack Sudol	92	1953 vs Scranton
Al Harnly	89	1949 vs PMC
Jack Sudol	75	1951 vs Lafayette
Chris Morehouse	71	1998 vs Del. Valley
Jack Sudol	70	1951 vs PMC

Kickoff Return

Jeff Rogers	100	1998 vs Wm Patterson
Ralph Guadagno	98	1987 vs Moravian
George Hollenbaugh	97	1922 vs Cornell
Nate Romig	96	2006 vs Lycoming
Johnny Krouse	95	1948 vs Leb. Valley
Dick Riffle	95	1936 vs Muhlenberg
Ralph Guadagno	94	1986 vs Moravian
Jim Paul	94	1979 vs Leb. Valley
Frankie Francks	94	1975 vs Widener
Roy Dragon	94	1955 vs Muhlenberg
Roy Sherid	94	1927 vs Gallaudet

Punt Return

Tom Olivo	100	1958 vs Scranton
Doug Deicke	85	1962 vs Moravian
Doug Deicke	85	1961 vs Gettysburg
Harry Kerns	85	1926 vs Juniata
Eldred Miller	80	1922 vs Dickinson
William Alston	78	2007 vs Lycoming
Mario Nicotera	77	1937 vs CCNY

Interception Return

Dick Riffle	102	1937 vs CCNY
Bill Bors	93	1962 vs F&M
John Cunningham	77	1955 vs Lehigh
Mike Sahli	76	1974 vs Upsala
Mike Sahli	73	1975 vs Leb. Valley

Fumble Return

Milton Weaver	80	1927 vs Leb. Valley
Milton Weaver	78	1926 vs Temple
Dan Boyd	62	1985 vs Widener
Matt Christ	51	2007 vs Del. Valley
Jim Huie	45	1960 vs F&M
Tom Farr	40	1982 vs Lycoming



Single-Game Records

Most Touchdowns

Rushing

8	1980 vs FDU-Madison
7	1989 vs Leb. Valley
7	1980 vs Widener
7	1973 vs Upsala
7	1961 vs Muhlenberg
6	1976 vs Upsala & Leb. Valley
6	1972 vs Gettysburg
6	1950 vs Adelphi
5	many times
(last 2005 vs Juniata)	

Passing

6	2002 vs Del. Valley
6	1996 vs Juniata
5	2004 vs Wilkes
5	2003 vs Juniata & Leb. Valley
5	1997 vs Del. Valley
5	1996 vs 4 teams
5	2009 vs Leb. Valley
4	many times
(last 2007 vs Kean (NJ) & Wilkes)	

Total

11	1936 vs Muhlenberg
11	1929 vs Alfred, Cooper Un.
11	1920 vs Juniata
9	1963 vs Del. Valley
8	2003 vs Juniata
8	1980 vs FDU-Madison
8	1976 vs Leb. Valley
8	1975 vs Upsala
8	1932 vs PMC

Most First Downs

33	1932 vs PMC (Widener)
31	2004 vs Juniata
30	2005 vs Juniata
30	2004 vs Widener
29	2009 vs Wilkes
29	2004 vs Leb. Valley
29	2003 vs Juniata
29	1990 vs Western Maryland
27	2004 vs FDU-Florham
27	2003 vs Del. Valley
26	2009 vs Del. Valley
25	2009 vs Leb. Valley
24	2001 vs Leb. Valley
24	1929 vs Cooper Union

Scoring

Points

77	1920 vs Juniata
73	1929 vs Alfred
70	1936 vs Muhlenberg
68	1929 vs Cooper Union
63	1963 vs Delaware Valley

Most Yards

Rushing

481	1976 vs Delaware Valley
472	1972 vs Gettysburg
446	1977 vs Delaware Valley
446	1974 vs Muhlenberg
428	1974 vs Delaware Valley
397	1976 vs Upsala

Passing

533	2003 vs Juniata
464	1997 vs Susquehanna
406	1996 vs Widener
405	2002 vs Delaware Valley
391	1996 vs Wilkes

Total

644	2003 vs Juniata
584	1994 vs Moravian
551	2003 vs Susquehanna
529	1972 vs Gettysburg
517	1976 vs Delaware Valley

Single-Season Records

Most Touchdowns

Rushing

28	1976
24	1980
24	1975
22	2004
22	2009
19	1977
19	1974
16	2002
16	1991
16	1994

Passing

43	1996
36	2004
29	2003
29	2009
27	1997
25	2007

Total

62	2004
59	1996
51	2009
46	2003
40	2001
40	1997
40	1976
40	1961
38	2005

Most First Downs

281	2004
271	2009
258	1996
230	2003
226	1995
209	2001

Scoring

Points

447	2004
425	1996
410	2009
332	2003
326	2001
300	1997

Most Yards

Rushing

2,770	1974
2,680	1976
2,339	1980
2,278	1977
2,212	1975

Passing

3,877	2004
3,726	2009
3,684	1996
3,453	2003
3,102	1997
2,837	1995

Total

5,290	2004
5,189	1996
5,181	2009
4,686	2003
4,155	1995
4,032	1997

MAC 1959 All-Northern Division Offense

Player	Off.	Position
Jimmy Doremus	Offense	G
Gerald Bricker	Offense	FB

MAC 1960 All-Northern Division Offense

Player	Off.	Position
Gary Sheeler	Offense	E
George Reagan	Offense	T
Gary Chapman	Offense	QB

MAC 1961 All-Northern Division Offense

Player	Off.	Position
Gary Sheeler	Offense	E
George Reagan	Offense	T
George Sighman	Offense	G
Gary Chapman#	Offense	QB
# MVP		

MAC 1964 All-Northern Division Offense

Player	Off.	Position
Bob Goidell	Offense	T
Bill Kopp	Offense	G
Bill Bors	Offense	RB

MAC 1965 All-Northern College Division Football Team

Player	Off./Def.	Position
Carmon Comunale	Offense	E
Bob Goidell	Offense	T
John Haggarty	Defense	DE
Bill Kopp	Defense	LB
George Gamber*	Offense	C
Roy Shellhammer*	Offense	QB
Frank Herzog*	Offense	HB
Al Esposito*	Defense	IL

* Honorable Mention

MAC 1966 All-Northern Division Football Team

Player	Off./Def.	Position
Carmon Comunale	Offense	E
Mickey Esposito	Offense	T
Paul Chaiet	Offense	G
George Gamber	Offense	C
Dennis Zimmerman	Offense	HB
Carmon Comunale	Defense	DE

MAC 1966 All-Northern Division Football Team (cont.)

George Gamber	Defense	IL
Tom Gargulio*	Defense	DB

* Honorable Mention

MAC 1967 Northern College Division All-Star Team

Player	Off./Def.	Position
Dennis Zimmerman	Offense	HB
Herb Nauss	Defense	DB

MAC 1968 College Div., Northern Section All-Star Team

Player	Off./Def.	Position
Terry Jones	Offense	G
Dennis Zimmerman	Offense	HB
Ted Agurkis	Defense	IL
Herb Nauss	Defense	DB
Dennis Zimmerman#	Offense	HB
Ted Agurkis	Defense	IL
Terry Rhodes	Defense	DB

MAC 1969 College Div., Northern Section All-Star Team

Player	Off./Def.	Position
# MVP		

MAC 1970 Northern Division All-Star Team

Player	Off./Def.	Position
Richard Orwig	Offense	E
Paul Litwinetz	Offense	C
Ed McCloskey	Defense	DB

MAC 1971 Northern Division All-Star Team

Player	Off./Def.	Position
Paul Litwinetz	Offense	C
Bob MacMillan	Offense	HB
Jim Kuhn	Offense	FB
Mike Grant	Defense	DE
Bill Morrison	Defense	IL
Ed McCloskey	Defense	DB

MAC 1972 Northern Division All-Star Team

Player	Off./Def.	Position
Jim Kuhn#	Offense	FB
Bob MacMillan	Offense	HB
Barry Shellemhammer	Offense	T
Mike Bauer	Offense	C
Bill Morrison	Defense	IL
# MVP		

MAC 1973 Northern Division All-Star Team

Player	Off./Def.	Position
Mike Bauer	Offense	C
Tom Zielinski	Defense	DB
Bill Morrison	Defense	IL

MAC 1974 Northern Division All-Star Team

Player	Off./Def.	Position
Dave Kurzinsky	Offense	C
Kevin Daniels	Offense	RB
Mike Pizarro	Defense	DE
Howard Crow	Defense	DL

MAC 1975 Northern Division All-Star Team

Player	Off./Def.	Position
Chris Simcik	Offense	T
Mark Redmond	Offense	G
Dave Kurzinsky	Offense	C
Pat Sharp	Offense	QB
Frankie Francks	Offense	RB
Bill Gallen	Offense	RB
Mike Vidulich	Defense	LB

MAC 1976 Northern Division All-Star Team

Player	Off./Def.	Position
Regis Yoboud	Offense	TE
Paul Cappelli	Offense	T
Mark Redmond	Offense	G
Dave Kurzinsky	Offense	C
Frankie Francks#	Offense	RB
Tom Neary	Defense	DE
Kevin Kelly	Defense	DL
Mark Crow	Defense	DL
Ray Granger	Defense	LB
Ron Neary	Defense	DB
# MVP		

MAC 1977 Northern Division All-Star Team

Player	Off./Def.	Position
Mark Redmond	Offense	G
Fred Hess	Offense	C
Jeff Welch	Offense	RB
Kevin Kelly	Defense	DL
Ray Granger	Defense	LB

MAC 1978 Northern Division All-Star Team

Player	Off./Def.	Position
Dino Andrescavage	Offense	T
Anthony Trotter	Defense	DE
Ray Granger#	Defense	LB
# MVP		

MAC 1979 Northern Division All-Star Team

Player	Off./Def.	Position
Dino Andrescavage	Offense	OL
Gregg Holst!	Defense	P

MAC 1979 Northern Division All-Star Team (cont.)

Mike Mullane	Defense	DE
Brian Constantine*	Offense	RB
* Honorable Mention		
! Punter of the Year		

MAC 1980 Northern Division All-Star Team

Player	Off./Def.	Position
Bob Gage	Offense	G
Vic Scotese	Offense	RB
Gregg Holst	Defense	P
Mike Franczk	Offense	K
John Jacobs	Defense	DL

MAC 1981 Northern Division All-Star Team

Player	Off./Def.	Position
Vic Scotese	Offense	RB

MAC 1982 Northern Division All-Star Team

Player	Off./Def.	Position
Chris Arnout	Offense	RB
Art Vellutato	Defense	LB

MAC 1983 First-Team

Player	Off./Def.	Position
Art Vellutato	Defense	LB
Casey Krady	Defense	DB

MAC 1984 First-Team

Player	Off./Def.	Position
Paul Hennigan	Defense	DE
Bob Smith	Defense	LB

MAC 1989 First-Team

Player	Off./Def.	Position
Jon Thorpe	Defense	DB

MAC 1990 First-Team

Player	Off./Def.	Position
Jon Thorpe	Offense	RB

MAC 1991 First-Team

Player	Off./Def.	Position
Jon Thorpe	Offense	RB
John Shea	Defense	DB

MAC 1992 First-Team

Player	Off./Def.	Position
Mario DeLiberty	Offense	T

MAC 1993 Commonwealth First-Team

Player	Off./Def.	Position
Dave Oscar	Defense	DL

MAC 1994 Commonwealth First-Team

Player	Off./Def.	Position
Dennis Unger	Offense	K

MAC 1995 Commonwealth First-Team

Player	Off./Def.	Position
Ben Reph	Offense	TE
Ed Baker	Offense	OL
Chad Eisenhower	Offense	RB
Dennis Unger	Offense	K
Chris Rickards	Defense	DE
Shawn Stratz	Defense	DL
Jeff Perry	Defense	P

MAC 1996 Commonwealth First-Team

Player	Off./Def.	Position
Ryan Ditzte	Offense	WR
Ben Reph	Offense	TE
Ed Baker	Offense	OL
Sean McGinty	Offense	OL
Bryan Snyder#	Offense	QB
Jim Keman	Defense	DE
Shawn Stratz	Defense	DL
Jason Howe	Defense	LB
Bob Maro	Defense	DB
Jeff Perry	Defense	P
# MVP		

MAC 1997 Commonwealth First-Team

Player	Off./Def.	Position
Eric Nemec	Offense	WR
Ben Reph	Offense	TE
Sean McGinty	Offense	OL
Bryan Snyder#	Offense	QB
Jim Keman	Defense	DL
Jason Howe	Defense	LB
Bob Maro	Defense	DB
Tom Deja	Defense	DB
# MVP		

MAC 1998 Commonwealth First-Team

Player	Off./Def.	Position
Eric Nemec	Offense	WR
Greg Fisher	Offense	OL
Anthony Della Ventura	Defense	LB
Bob Maro	Defense	DB
Chris Morehouse	Defense	P

MAC 1999 Commonwealth First-Team

Player	Off./Def.	Position
Frank Puleo	Offense	TE
Matt Santoro	Offense	RB
George Merrill	Offense	K
Chris Bullis	Defense	DB



Three-time first team all-conference selection Jon Thorpe

MAC 2000 Commonwealth First-Team

Player	Off./Def.	Position
Frank Puleo	Offense	TE
Brian Wood	Offense	OL
Buck Scarduzio	Offense	FB
Russell Benditt	Defense	DL
Tom Fitti	Defense	LB

2001 Middle Atlantic Conference First-Team

Player	Off./Def.	Position
George Merrill	Offense	K
Russell Benditt#	Defense	DL
Tom Fitti	Defense	LB
# Defensive MVP		

2001 Middle Atlantic Conference Second-Team

Player	Off./Def.	Position
Gerry McShea	Offense	OL
Joe Noe	Offense	OL
Buck Scarduzio	Offense	FB
Dave Barr	Defense	LB
Todd Hoffman	Defense	DB
Steve Biddle	Defense	DB
Bert Wenzel	Defense	P

2002 Middle Atlantic Conference Second-Team

Player	Off./Def.	Position
Nick Cushman	Offense	WR
Jack Byers	Defense	DB

2003 Middle Atlantic Conference First-Team

Player	Off./Def.	Position
John Port	Offense	QB
Scott Matsinger	Offense	OL

2003 Middle Atlantic Conference Second-Team

Player	Off./Def.	Position
Jesse Dorais	Offense	WR
Nick Cushman	Offense	WR
Kevin Bliss	Defense	DB
Bert Wenzel	Defense	P

2004 Middle Atlantic Conference First-Team

Player	Off./Def.	Position
Nick Cushman	Offense	WR
Matt Niebel	Offense	OL
John Port	Offense	QB

2004 Middle Atlantic Conference Second-Team

Player	Off./Def.	Position
Justin Holland	Offense	TE
Pete Manotti	Defense	LB
Steve Mocey	Offense	WR

2005 Middle Atlantic Conference First-Team

Player	Off./Def.	Position
Matt Niebel	Offense	OL

2005 Middle Atlantic Conference Second-Team

Player	Off./Def.	Position
John Port	Offense	QB
Pete Manotti	Defense	LB

2006 Middle Atlantic Rookie of the Year

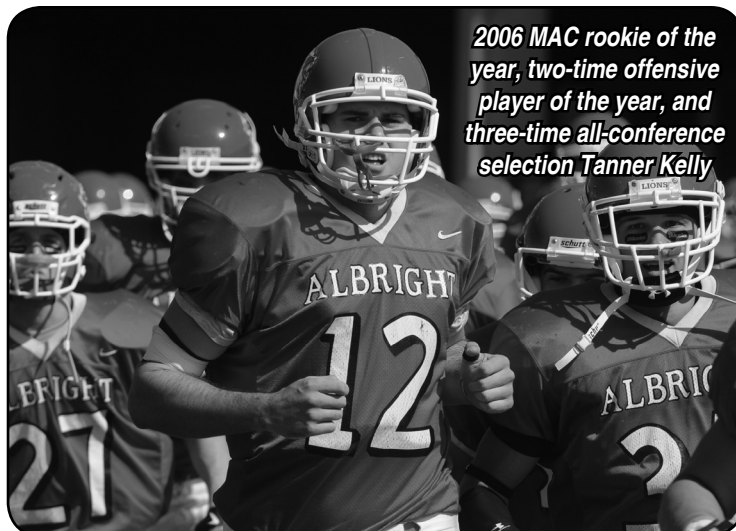
Player	Off./Def.	Position
Tanner Kelly	Offense	QB

2007 Middle Atlantic Conference First-Team

Player	Off./Def.	Position
Tanner Kelly	Offense	QB
Steve Asay	Offense	WR
Matt Christ	Defense	DB

2007 Middle Atlantic Conference Second-Team

Player	Off./Def.	Position
Nate Romig	Offense	WR
Therron Deets	Offense	OL
Nate Romig	Offense	RS
John Whelan	Offense	K
Tanner Kelly	Defense	P



2006 MAC rookie of the year, two-time offensive player of the year, and three-time all-conference selection Tanner Kelly

2007 Middle Atlantic Conference Offensive Player of the Year

Player	Off./Def.	Position
Tanner Kelly	Offense	QB

2008 Middle Atlantic Conference First-Team

Player	Off./Def.	Position
Nate Romig	Offense	WR
Therron Deets	Offense	OL
Matt Christ	Defense	DB
William Alston	Defense	PR/KR
Tanner Kelly	Defense	P

2008 Middle Atlantic Conference Second-Team

Player	Off./Def.	Position
Josan Holmes	Offense	RB
John Whelan	Offense	K
Andrew Kibler	Defense	LB

2008 Middle Atlantic Conference Rookie of the Year

Player	Off./Def.	Position
Josan Holmes	Offense	RB

2009 Middle Atlantic Conference First-Team

Player	Off./Def.	Position
Tanner Kelly	Offense	QB
Nate Romig	Offense	WR
John Whelan	Offense	PK
Bob Harper	Defense	OLB
Brett Gaul	Defense	DB

2009 Middle Atlantic Conference Second-Team

Player	Off./Def.	Position
Adam Burkart	Offense	OL
Matt Odenwalt	Offense	OL
Alvin Thomas	Defense	DL
Dave Harig	Defense	DB

2009 Middle Atlantic Conference Offensive Player of the Year

Player	Off./Def.	Position
Tanner Kelly	Offense	QB

Coaching Records

Name	Years	Overall Record				MAC Record			
		W	L	T	Pct.	W	L	T	Pct.
Unknown	1892	1	0	0	1.000				
Charles "Pop" Kelchner	1900-18	24	56	8	.318				
Harry Benfer	1920-24	20	26	0	.435				
James Bond, Jr.	1925	2	6	0	.250				
Harry Weller	1926-27	9	7	1	.559				
John S. Smith	1928, 33	3	12	1	.219				
Alvin "Doggie" Julian	1929-30	14	3	1	.806				
Frank White	1931-32	12	6	0	.667				
Jay Martin Kelchner	1934	2	7	0	.222				
Clarence "Biggie" Munn	1935-36	13	2	1	.844				
Bill "Lone Star" Dietz	1937-42	31	23	2	.571				
David Strong	1946	1	7	0	.125				
LeVan Smith	1947-48	5	11	3	.342				
Ed Gulian	1949-54	25	29	1	.464				
John Potsklan	1955-84	144	122	5	.541	110	65	4	.626
Bill Popp	1985	2	7	0	.222	2	7	0	.222
Jeff Sparagana	1986-92	16	54	0	.229	9	49	0	.155
Kevin Keisel	1993-95	15	15	1	.500	7	9	0	.438
Ron Maier	1996	10	2	0	.833	5	0	0	1.000
E.J. Sandusky	1997-2006	50	52	0	.490	36	38	0	.523
John Marzka	2007-present	26	9	0	.743	16	5	0	.762
Totals	1892-2009	425	456	24	.483	185	173	4	.517

No team 1893-1899, 1901, 1907-1911, 1943-45

1958-69 – MAC College Division North

1970-82 – MAC Northern Division

1983-92 – MAC

1993-2000 – MAC Commonwealth League

2001-present – MAC

Longest Tenures:

Name	Years	W	L	T	Pct.
John Potsklan	1955-84(30)	144	122	5	.541
"Pop" Kelchner	1900-18(13)	24	56	8	.318
E.J. Sandusky	1997-2006(10)	50	52	0	.490
Jeff Sparagana	1986-92(7)	16	54	0	.229

Most Coaching Wins:

Name	Years	W	L	T	Pct.
John Potsklan	1955-84	144	122	5	.541
E.J. Sandusky	1997-2006	50	52	0	.490
"Lone Star" Dietz	1937-42	31	23	2	.571
John Marzka	2007-present	26	9	0	.743
Ed Gulian	1949-54	25	29	1	.464
"Pop" Kelchner	1900-18	24	56	8	.318



Former head coach John Potsklan (center) remains the winningest coach in program history with 144 total victories in 30 seasons at the helm of the Lions

Lions vs...	W	L	T	First	Last
Adelphi	1	0		1950	1950
Albany (NY)	2	0		1975	1976
Alfred (NY)	2	2		1929	2009
Army	0	1		1913	1913
Baltimore Univ.	1	0		1932	1932
Blue Ridge	2	0		1925	1941
Bridgewater (VA)	1	1		1989	1990
Brown	0	1		1927	1927
Bucknell	1	14		1914	1957
Carlisle Indians	0	7		1904	1917
Carlisle Reserves	4	0		1912	1916
Carnegie Tech	0	1		1941	1941
Catawba	1	1		1938	1940
Catholic	1	3		1995	1998
City College of NY	2	0		1936	1937
Coast Guard	0	1		1931	1931
Cooper Union	1	0		1929	1929
Cornell	0	2		1922	1932
Davis & Elkins	2	1		1930	1933
Delaware Valley	18	26		1963	2009
Dickinson	7	10		1903	2002
Drexel	10	5		1919	1973
East Carolina	0	1		1959	1959
FDU-Florham	13	6		1979	2009
Fordham	0	2		1912	1933
F & M	11	24	2	1912	1982
F & M Academy	2	1	1	1903	1905
Gallaudet	2	0		1925	1927
Geneva (PA)	2	0		1937	1938
Georgetown	1	1		1916	1935
Geo. Washington	1	0		1930	1930
Gettysburg	10	24	4	1913	1977
Grove City	1	0		1964	1964
Haverford	0	1		1923	1923
Hillmans Academy	0	1		1912	1912
Indiana (PA)	0	1		1963	1963
Ithaca	1	0		1942	1942
Jersey City St.	1	0		1994	1994
Johns Hopkins	0	1		1923	1923
Juniata	33	22	1	1920	2006
Kean (NJ)	1	0		2007	2007
King's	7	5	1	1993	2007
Kings Point	1	1		1991	1992
Kutztown	1	0		1940	1940
Lafayette	3	10		1913	1956
Lakehurst NTS	0	1		1942	1942
LaSalle	1	3		1933	1938

Lions vs...	W	L	T	First	Last
Lebanon Valley	56	30	3	1900	2009
Lehigh	0	10		1904	1956
Lincoln (PA)	0	1		1949	1949
Loyola (MD)	1	0		1924	1924
Lycoming	17	31	2	1957	2009
Lykens AC	1	0		1904	1904
Maryland State	0	1		1948	1948
Millersville	2	4		1902	1947
Monmouth (NJ)	0	1		1993	1993
Montclair State	1	1		2007	2008
Moravian	35	24	1	1934	2004
Mt. St. Mary's	4	0	1	1913	1932
Mount Union	0	1		2009	2009
Muhlenberg	20	19		1902	1963
Otterbein	1	0		1948	1948
Palmyra AC	1	0		1923	1923
Pennsylvania	0	2		1915	1917
Reading AC	1	0	1	1904	1917
Reading HS	1	0		1892	1892
Roanoke	1	0		1929	1929
Rutgers	0	3		1915	1928
Salisbury	1	2		1995	2008
Schuylkill Seminary	4	3		1904	1928
Scranton (St. Thomas)	5	11		1928	1960
Shenandoah	2	0		2007	2008
Springfield (MA)	0	4		1967	1970
St. Joseph's (PA)	6	1		1924	1933
St. Lawrence	0	1		1976	1976
Susquehanna	21	20		1913	2006
Swarthmore	0	1		1920	1920
Temple	2	9	1	1913	1953
Thiel	1	0		1960	1960
Upsala	17	7	1	1939	1988
Ursinus	10	6	1	1912	2009
Villanova	0	1		1933	1933
Wagner	3	5		1964	1973
Washington (MD)	2	0		1924	1931
Waynesburg	0	1		1957	1957
Wesley	2	0		1997	2001
West Chester	4	8		1932	1951
West. Maryland	6	6	2	1921	1992
Western Conn.	2	0		2008	2009
Widener (PMC)	16	40		1916	2009
Wilkes	19	15		1964	2009
William & Mary	0	2		1924	1925
Williamson School	0	0	1	1916	1916
Youngstown	1	1		1961	1962

1912 (2-7)		1917 (3-7)		1923 (2-6)		1928 (1-7)	
Coach: Pop Kelchner		Coach: Pop Kelchner		Coach: Harry Benfer		Coach: John B. Smith	
L	Carlisle Indians 7-50	L	Penn 10-73	W	Palmyra AC 48-0	L	Lafayette 0-78
L	Lehigh 0-34	L	Carlisle Indians 0-60	L	F & M 6-10	L	Rutgers 0-19
L	Ursinus 0-7	L	Dickinson 7-27	L	Johns Hopkins 0-41	L	St. Thomas 0-25
L	F & M 7-10	W	Temple (forfeit) 1-0	L	Dickinson 0-14	L	Temple 0-32
W	Carlisle Res'ves 32-21	W	Reading AC 62-0	L	Ursinus 6-28	L	St. Joseph's 0-13
L	Hillman Acad. 7-13	L	Ursinus 7-29	L	Haverford 6-13	W	PMC (Widener) 19-0
L	Fordham 13-16	W	Schuylkill Sem. 40-0	W	Susquehanna 6-0	L	Schuylkill 0-49
W	Lebanon Valley 20-7	L	Muhlenberg 0-21	L	PMC (Widener) 6-16	L	Lebanon Valley 6-13
1913 (3-4-3)		1918 (0-3)		1924 (3-6)		1929 (7-2)	
Coach: Pop Kelchner		Coach: Pop Kelchner		Coach: Harry Benfer		Coach: Doggie Julian	
L	Carlisle Indians 0-25	Carlisle Indianscanc.		W	Loyola (Balt.) 14-0	W	Cooper Union 69-0
L	Lehigh 0-64	Bucknell canc.		L	F & M 7-21	L	Bucknell 0-33
T	Gettysburg 7-7	L	Dickinson 0-19	L	Muhlenberg 0-34	W	Roanoke 46-0
W	Carlisle Res'ves 56-0	Ursinus canc.		L	PMC (Widener) 0-20	W	Mt. St. Mary's 33-6
L	Lafayette 0-7	Muhlenberg canc.		Susquehannacanc.		L	W. Maryland 6-21
W	Susquehanna 20-0	Schuylkill Sem.canc.		L	Dickinson 0-25	W	St. Joseph's 26-0
L	Army 0-77	L	Lebanon Valley 6-13	W	Washington C. 7-0	W	Lebanon Valley 6-0
T	Mt. St. Mary's 7-7	L	F & M 7-25	L	William & Mary 0-27	W	Alfred 73-0
W	Muhlenberg 29-3	1919 (1-6)		W	St. Joseph's 20-0	W	Ursinus 18-0
T	Temple 0-0	Coach: Harry Benfer		L	Lebanon Valley 6-21	1930 (7-1-1)	
1914 (5-3-1)		1920 (4-2)		1925 (2-6)		Coach: Doggie Julian	
Coach: Pop Kelchner		Coach: Harry Benfer		Coach: James Bond Jr.		W	Connecticut 19-0
L	Carlisle Indians 0-20	L	Dickinson 0-19	L	F & M 0-15	L	Bucknell 0-26
W	Temple 28-12	L	F & M 0-25	L	Muhlenberg 0-21	W	Mt. St. Mary's 12-7
T	Gettysburg 7-7	W	Drexel 38-0	L	PMC (Widener) 6-31	W	PMC (Widener) 42-7
W	Dickinson 7-0	L	Gettysburg 0-34	W	Gallaudet 58-0	W	St. Joseph's 35-6
W	Carlisle Res'ves 55-7	L	PMC (Widener) 0-26	W	Blue Ridge 18-0	W	Davis & Elkins 7-0
	Mt. St. Mary'sn/a	L	Muhlenberg 0-67	L	Dickinson 0-13	W	G. Washington 33-0
W	Susquehanna 32-0	L	Lebanon Valley 0-48	L	William & Mary 0-27	T	W. Maryland 7-7
L	Bucknell 0-42	1921 (4-3)		L	Lebanon Valley 0-41	W	Lebanon Valley 12-6
L	Lafayette 6-42	Coach: Harry Benfer		1926 (6-3)		1931 (5-4)	
W	Muhlenberg 20-10	Coach: Harry Benfer		Coach: Harry Weller		Coach: Frank White	
1915 (2-7)		W	Dickinson 6-0	W	Muhlenberg 30-6	L	Coast Guard 7-32
Coach: Pop Kelchner		L	Muhlenberg 13-14	W	Juniata 33-0	L	Temple 6-19
L	Carlisle Indians 7-21	W	Drexel 41-0	W	F & M 20-6	L	Bucknell 7-23
L	Rutgers 0-53	L	Gettysburg 10-20	W	PMC (Widener) 13-0	W	PMC (Widener) 58-0
L	Penn 0-63	W	Juniata 77-0	W	St. Joseph's 20-0	L	St. Thomas 0-14
W	Dickinson 20-0	W	Susquehanna 21-7	L	Lafayette 7-30	W	St. Joseph's 20-0
L	Lehigh 0-27	1922 (6-3)		W	Temple 19-0	W	Washington C. 49-6
L	Lafayette 0-42	Coach: Harry Benfer		L	Schuylkill 7-9	W	Mt. St. Mary's 28-0
L	Ursinus 0-54	L	F & M 0-7	L	Lebanon Valley 3-16	W	Lebanon Valley 19-0
W	Susquehanna 6-0	W	PMC (Widener) 27-20	1927 (3-4-1)		L	Ursinus 7-13
L	Muhlenberg 0-33	L	Swarthmore 0-28	Coach: Harry Weller		1935 (7-1)	
1916 (1-8-1)		W	W. Maryland 21-7	L	Muhlenberg 7-33	Coach: Biggie Munn	
Coach: Pop Kelchner		W	Juniata 41-0	L	Brown 0-20	W	Georgetown 7-0
W	Carlisle Res'ves 20-7	W	Susquehanna 21-6	W	PMC (Widener) 7-0	W	Lafayette 32-0
L	Bucknell 0-37	L	Muhlenberg 7-15	W	Gallaudet 29-7	W	Ursinus 23-0
L	Lehigh 6-61	1923 (2-6)		L	W. Maryland 0-33	W	Moravian 12-6
L	Dickinson 0-20	Coach: Harry Benfer		L	Temple 0-13	L	West Chester 6-7
L	Georgetown 0-80	L	F & M 2-23	W	Schuylkill 28-26	W	Lebanon Valley 10-0
L	Muhlenberg 0-43	W	Juniata 34-0	T	Lebanon Valley 6-6	W	F & M 9-6
L	Lafayette 0-32	L	Dickinson 7-28	1928 (1-7)		W	Muhlenberg 31-6
T	Williamson School 7-7	W	PMC (Widener) 13-6	Coach: Harry Benfer		1929 (7-2)	
L	PMC (Widener) 7-24	W	Susquehanna 6-0	Coach: Harry Benfer		Coach: Doggie Julian	
1917 (3-7)		W	Schuylkill Sem. 61-0	Coach: Harry Benfer		W	Cooper Union 69-0
Coach: Pop Kelchner		W	Ursinus 27-0	Coach: Harry Benfer		L	Bucknell 0-33
Coach: Pop Kelchner		W	W. Maryland 20-0	Coach: Harry Benfer		W	Roanoke 46-0
Coach: Pop Kelchner		L	Cornell 14-48	Coach: Harry Benfer		W	Mt. St. Mary's 33-6
Coach: Pop Kelchner		1918 (0-3)		Coach: Harry Benfer		L	W. Maryland 6-21
Coach: Pop Kelchner		Coach: Pop Kelchner		Coach: Harry Benfer		W	St. Joseph's 26-0
Coach: Pop Kelchner		Coach: Pop Kelchner		Coach: Harry Benfer		W	Lebanon Valley 6-0
Coach: Pop Kelchner		Coach: Pop Kelchner		Coach: Harry Benfer		W	Alfred 73-0
Coach: Pop Kelchner		Coach: Pop Kelchner		Coach: Harry Benfer		W	Ursinus 18-0
Coach: Pop Kelchner		Coach: Pop Kelchner		Coach: Harry Benfer		1930 (7-1-1)	
Coach: Pop Kelchner		Coach: Pop Kelchner		Coach: Harry Benfer		Coach: Doggie Julian	
Coach: Pop Kelchner		Coach: Pop Kelchner		Coach: Harry Benfer		W	Connecticut 19-0
Coach: Pop Kelchner		Coach: Pop Kelchner		Coach: Harry Benfer		L	Bucknell 0-26
Coach: Pop Kelchner		Coach: Pop Kelchner		Coach: Harry Benfer		W	Mt. St. Mary's 12-7
Coach: Pop Kelchner		Coach: Pop Kelchner		Coach: Harry Benfer		W	PMC (Widener) 42-7
Coach: Pop Kelchner		Coach: Pop Kelchner		Coach: Harry Benfer		W	St. Joseph's 35-6
Coach: Pop Kelchner		Coach: Pop Kelchner		Coach: Harry Benfer		W	Davis & Elkins 7-0
Coach: Pop Kelchner		Coach: Pop Kelchner		Coach: Harry Benfer		W	G. Washington 33-0
Coach: Pop Kelchner		Coach: Pop Kelchner		Coach: Harry Benfer		T	W. Maryland 7-7
Coach: Pop Kelchner		Coach: Pop Kelchner		Coach: Harry Benfer		W	Lebanon Valley 12-6
Coach: Pop Kelchner		Coach: Pop Kelchner		Coach: Harry Benfer		1931 (5-4)	
Coach: Pop Kelchner		Coach: Pop Kelchner		Coach: Harry Benfer		Coach: Frank White	
Coach: Pop Kelchner		Coach: Pop Kelchner		Coach: Harry Benfer		L	Coast Guard 7-32
Coach: Pop Kelchner		Coach: Pop Kelchner		Coach: Harry Benfer		L	Temple 6-19
Coach: Pop Kelchner		Coach: Pop Kelchner		Coach: Harry Benfer		L	Bucknell 7-23
Coach: Pop Kelchner		Coach: Pop Kelchner		Coach: Harry Benfer		W	PMC (Widener) 58-0
Coach: Pop Kelchner		Coach: Pop Kelchner		Coach: Harry Benfer		L	St. Thomas 0-14
Coach: Pop Kelchner		Coach: Pop Kelchner		Coach: Harry Benfer		W	St. Joseph's 20-0
Coach: Pop Kelchner		Coach: Pop Kelchner		Coach: Harry Benfer		W	Washington C. 49-6
Coach: Pop Kelchner		Coach: Pop Kelchner		Coach: Harry Benfer		W	Mt. St. Mary's 28-0
Coach: Pop Kelchner		Coach: Pop Kelchner		Coach: Harry Benfer		W	Lebanon Valley 19-0
Coach: Pop Kelchner		Coach: Pop Kelchner		Coach: Harry Benfer		L	Ursinus 7-13
Coach: Pop Kelchner		Coach: Pop Kelchner		Coach: Harry Benfer		1935 (7-1)	
Coach: Pop Kelchner		Coach: Pop Kelchner		Coach: Harry Benfer		Coach: Biggie Munn	
Coach: Pop Kelchner		Coach: Pop Kelchner		Coach: Harry Benfer		W	Georgetown 7-0
Coach: Pop Kelchner		Coach: Pop Kelchner		Coach: Harry Benfer		W	Lafayette 32-0
Coach: Pop Kelchner		Coach: Pop Kelchner		Coach: Harry Benfer		W	Ursinus 23-0
Coach: Pop Kelchner		Coach: Pop Kelchner		Coach: Harry Benfer		W	Moravian 12-6
Coach: Pop Kelchner		Coach: Pop Kelchner		Coach: Harry Benfer		L	West Chester 6-7
Coach: Pop Kelchner		Coach: Pop Kelchner		Coach: Harry Benfer		W	Lebanon Valley 10-0
Coach: Pop Kelchner		Coach: Pop Kelchner		Coach: Harry Benfer		W	F & M 9-6
Coach: Pop Kelchner		Coach: Pop Kelchner		Coach: Harry Benfer		W	Muhlenberg 31-6

1936 (6-1-1)			1942 (4-5)			1950 (5-4)			1956 (2-7)		
Coach: Biggie Munn			Coach: Lone Star Dietz			Coach: Ed Gulian			John Potskian		
L	F & M	6-7	W	Indiantown Gap	47-0	L	Temple	6-32	L	Bucknell	0-13
W	West Chester	7-6	W	Ithica	22-7	L	PMC (Widener)	7-12	L	Muhlenberg	0-18
W	CCNY	31-0	W	F&M	6-0	W	Moravian	20-12	L	Gettysburg	6-20
W	Moravian	6-0	L	Lakehurst	0-14	W	Adelphi	45-6	L	Lafayette	7-32
W	Ursinus	35-0	W	Moravian	14-13	L	F&M	0-14	L	F&M	6-20
T	W. Maryland	6-6	L	West Chester	0-6	W	Lebanon Valley	27-13	L	Moravian	7-26
W	Lebanon Valley	16-7	L	PMC (Widener)	0-18	L	Scranton	13-34	W	Lebanon Valley	20-6
W	Muhlenberg	70-13	L	Lebanon Valley	6-13	W	Gettysburg	14-12	L	Lehigh	14-34
			L	Muhlenburg	0-20	W	Muhlenberg	33-6	W	Scranton	13-7
1937 (7-0-1)			1943-44-45			1951 (6-4)			1957 (1-7-1)		
Coach: Lone Star Dietz			Program suspended due to W W II			Coach: Ed Gulian			Coach: John Potskian		
W	Geneva	20-0				W	Lafayette	12-0	L	Bucknell	0-16
W	CCNY	34-0				W	PMC (Widener)	12-6	L	Scranton	0-20
T	Ursinus	0-0	1946 (1-7)			W	Moravian	33-13	L	Muhlenberg	14-18
W	Moravian	25-0	Coach: David Strong			L	Temple	6-47	T	Lycoming	0-0
W	Bucknell	6-0	L	Muhlenberg	0-39	W	F&M	6-0	L	Gettysburg	13-37
W	LaSalle	13-0	W	Juniata	19-2	L	Lebanon Valley	6-7	L	Waynesburg	18-21
W	Lebanon Valley	16-0	L	Scranton	19-34	W	Scranton	2-0	L	Moravian	6-19
W	Muhlenberg	7-6	L	Moravian	20-27	L	Gettysburg	20-21	W	Lebanon Valley	32-8
			L	West Chester	0-26	W	Muhlenberg	9-7	L	Juniata	13-40
			L	F&M	0-12	L	West Chester	9-32			
			L	Gettysburg	0-34				1958 (2-6-1)		
			L	PMC (Widener)	0-6				Coach: John Potskian		
1938 (4-5-1)			1947 (2-6-2)			1952 (6-3)			Coach: John Potskian		
Coach: Lone Star Dietz			Coach: LeVan Smith			Coach: Ed Gulian			W Drexel		
L	Temple	0-6	L	Millersville	13-20	L	Temple	0-21	T	Lebanon Valley	14-14
W	Geneva	19-0	L	Muhlenberg	0-53	W	Lafayette	28-6	L	Lycoming	8-24
L	Gettysburg	0-7	L	West Chester	7-20	W	Gettysburg	7-0	L	Gettysburg	8-18
W	Catawba	14-0	L	West Chester	7-20	W	Muhlenberg	13-7	L	F&M	14-30
W	Moravian	32-0	T	F&M	13-13	L	F&M	13-20	L	Moravian	12-15
L	Bucknell	0-6	W	Moravian	9-7	W	Moravian	49-14	L	Muhlenberg	20-27
L	LaSalle	6-14	L	Scranton	0-43	W	Lebanon Valley	21-19	L	Juniata	12-33
W	Lebanon Valley	14-7	L	Lebanon Valley	7-31	W	PMC (Widener)	20-0	W	Scranton	30-24
T	Upsala	0-0	W	Juniata	26-7	L	Scranton	6-7			
L	Muhlenberg	0-3	L	PMC (Widener)	19-27				1959 (7-3)		
			T	Gettysburg	13-13	1953 (3-6)			Coach: John Potskian		
1939 (5-4)			1948 (3-5-1)			Coach: Ed Gulian			L East Carolina		
Coach: Lone Star Dietz			Coach: LeVan Smith			L Temple			W Drexel		
L	Gettysburg	0-6	L	Gettysburg	6-26	W Muhlenberg			W Muhlenberg		
L	Bucknell	0-15	W	Moravian	19-0	L Lafayette			W Thiel		
W	Moravian	13-6	L	Maryland State		L Lafayette			W Lebanon Valley		
W	West Chester	25-19	(MD-Eastern Shore)	0-25	L Gettysburg			W Lycoming			
W	Upsala	26-0	T	F&M	0-0	L F&M			L Gettysburg		
W	Dickinson	46-14	W	Lebanon Valley	19-13	L F&M			L Scranton		
L	F & M	16-19	W	Otterbein	61-7	W Moravian			W Moravian		
W	Lebanon Valley	40-20	L	Scranton	0-48	L Lebanon Valley			W Muhlenberg		
L	Muhlenberg	0-3	L	PMC (Widener)	0-39	L PMC (Widener)			W Juniata		
			L	Muhlenberg	0-13	W Scranton			W F&M		
1940 (5-5)			1949 (2-6-1)			1954 (3-6)			1960 (9-0)		
Coach: Lone Star Dietz			Coach: Ed Gulian			Coach: Ed Gulian			Coach: John Potskian		
W	Kutztown	24-7	L	West Chester	6-46	L	Lafayette	0-26	W	Muhlenberg	31-7
L	Moravian	0-9	L	Lincoln	12-14	W	Muhlenberg	12-7	W	Thiel	41-18
W	Muhlenberg	14-3	W	Moravian	33-6	L	Gettysburg	0-28	W	Drexel	34-6
W	Upsala	19-0	L	Muhlenberg	7-21	L	Alfred	0-12	W	Gettysburg	20-8
L	Catawba	6-7	W	F&M	7-0	W	F&M	22-13	W	Scranton	39-6
L	West Chester	0-7	L	Lebanon Valley	13-26	L	Moravian	7-13	W	Moravian	21-14
L	F & M	6-27	L	Scranton	6-33	W	Lebanon Valley	21-14	W	Lebanon Valley	7-6
W	Dickinson	7-0	T	Gettysburg	13-13	L	Bucknell	0-27	W	Juniata	27-19
L	Bucknell	0-7	L	PMC (Widener)	7-19	L	PMC (Widener)	6-28	W	F&M	41-29
W	Lebanon Valley	3-0									
1941 (6-4)			1955 (2-7)			1961 (7-0-1)			Coach: John Potskian		
Coach: Lone Star Dietz			Coach: John Potskian			Coach: John Potskian			Coach: John Potskian		
W	Blue Ridge	20-0	L	Bucknell	14-25	W	Muhlenberg	14-25	W	Muhlenberg	52-20
W	Muhlenberg	14-3	L	Muhlenberg	13-26	L	Muhlenberg	13-26	W	Drexel	47-6
L	Carnegie Tech	6-12	L	Gettysburg	6-46	L	Gettysburg	6-46	W	Gettysburg	37-21
W	West Chester	6-0	L	Alfred	7-13	W	Youngstown	20-6	W	Youngstown	20-6
L	Lebanon Valley	13-27	W	F&M	20-0	T	Moravian	8-8			
W	Moravian	13-0	L	Moravian	13-35	W	Lebanon Valley	33-7			
L	F & M	12-13	W	Lebanon Valley	27-12	W	Juniata	21-0			
W	PMC (Widener)	27-20	L	Lehigh	19-51	W	F&M	46-0			
L	Bucknell	0-42	L	Scranton	0-12						
W	Millersville	26-13									

1962 (3-5)			1968 (8-1)			1974 (6-3)			1979 (3-6)		
Coach: John Potskian			Coach: John Potskian			Coach: John Potskian			Coach: John Potskian		
L	Lycoming	6-20	W	Lycoming	9-0	W	Lycoming	16-0	L	Lycoming	5-15
W	Muhlenberg	14-6	W	Juniata	14-7	W	Upsala	42-0	W	Juniata	10-7
L	Gettysburg	6-14	L	Springfield	7-30	W	Delaware Valley	37-13	L	Lebanon Valley	21-22
L	Youngstown	7-16	W	Gettysburg	21-20	W	Susquehanna	14-9	L	Widener	14-35
L	Moravian	13-16	W	Delaware Valley	10-6	L	Juniata	27-28	W	Susquehanna	17-6
W	Lebanon Valley	23-0	W	Drexel	28-0	W	Gettysburg	17-14	L	Wilkes	17-28
L	Juniata	20-33	W	Moravian	12-9	W	Moravian	35-20	W	FDU-Madison	10-3
W	F&M	34-0	W	Lebanon Valley	7-6	L	Lebanon Valley	7-33	L	Delaware Valley	14-16
			W	Upsala	28-0	L	Wilkes	10-14	L	Upsala	7-17
1963 (3-5)			1969 (3-6)			1975 (8-2)			1980 (5-4)		
Coach: John Potskian			Coach: John Potskian			Coach: John Potskian			Coach: John Potskian		
L	Lycoming	7-13	W	Lycoming	13-7	W	Lycoming	14-0	L	Lycoming	3-45
W	Muhlenberg	13-8	L	Juniata	7-20	W	Juniata	29-13	L	Juniata	10-35
L	Juniata	6-12	L	Springfield	8-26	W	Delaware Valley	23-7	W	Lebanon Valley	26-14
L	Indiana State	14-17	L	Gettysburg	6-41	L	Gettysburg	7-34	L	Widener	0-54
L	Gettysburg	12-28	L	Wagner	7-32	W	Susquehanna	42-20	W	Susquehanna	34-21
W	Delaware Valley	63-0	W	Drexel	28-21	W	Wilkes	20-14	W	Wilkes	23-16
L	Moravian	28-7	L	Moravian	23-26	W	Albany	28-8	W	FDU-Madison	56-0
L	Lebanon Valley	12-21	W	Lebanon Valley	15-0	W	Lebanon Valley	20-12	L	Delaware Valley	10-34
			L	Upsala	14-15	W	Upsala	56-6	W	Upsala	45-28
1964 (8-1)			1970 (4-5)			1976 (8-2)			1981 (5-3-1)		
Coach: John Potskian			Coach: John Potskian			Coach: John Potskian			Coach: John Potskian		
W	Grove City	24-0	W	Lycoming	7-0	W	Lycoming	20-14	L	Delaware Valley	0-27
W	Juniata	13-0	W	Juniata	20-18	W	Juniata	15-13	W	Susquehanna	13-6
W	Lycoming	19-6	L	Springfield	24-27	W	Delaware Valley	35-0	W	Lebanon Valley	31-14
W	Gettysburg	19-15	L	Gettysburg	12-36	W	Delaware Valley	10-14	W	Upsala	17-7
W	Delaware Valley	35-0	L	Wagner	14-22	L	Gettysburg	10-14	L	F&M	23-38
L	Wagner	8-27	L	Drexel	7-14	W	Susquehanna	48-7	L	Juniata	0-41
W	Moravian	40-0	L	Moravian	2-24	W	Wilkes	24-7	W	FDU-Madison	23-13
W	Lebanon Valley	39-0	W	Lebanon Valley	34-24	W	Albany	28-7	T	Lycoming	13-13
W	Wilkes	48-14	W	Upsala	15-7	W	Lebanon Valley	55-7	W	Wilkes	12-0
1965 (4-5)			1971 (3-5-1)			1977 (7-2)			1981 (5-3-1)		
Coach: John Potskian			Coach: John Potskian			Coach: John Potskian			Coach: John Potskian		
W	Juniata	24-7	W	Lycoming	20-3	L	F&M	0-7	L	Delaware Valley	0-27
L	Lycoming	9-19	T	Juniata	6-6	W	Lycoming	16-6	W	Susquehanna	13-6
L	Gettysburg	14-22	L	Delaware Valley	15-20	W	Juniata	20-17	W	Lebanon Valley	31-14
W	Delaware Valley	30-0	L	Gettysburg	13-42	W	Delaware Valley	35-8	W	Upsala	17-7
W	Wagner	21-14	L	Wagner	14-27	W	Delaware Valley	35-8	L	F&M	23-38
L	Moravian	6-14	L	Drexel	12-13	W	Gettysburg	20-9	L	Juniata	0-41
L	Lebanon Valley	23-25	L	Moravian	21-28	W	Susquehanna	34-7	W	FDU-Madison	23-13
L	Wilkes	7-37	W	Lebanon Valley	16-7	W	Wilkes	0-7	T	Lycoming	13-13
W	Drexel	21-0	W	Upsala	22-0	L	Albany State	28-7	W	Wilkes	12-0
1966 (4-5)			1972 (8-1)			1978 (3-6)			1982 (3-6)		
Coach: John Potskian			Coach: John Potskian			Coach: John Potskian			Coach: John Potskian		
W	Juniata	13-7	W	Lycoming	39-0	L	Lycoming	0-10	L	Delaware Valley	7-23
W	Lycoming	10-0	W	Juniata	17-0	L	Juniata	14-21	L	Susquehanna	3-21
L	Gettysburg	7-34	W	Delaware Valley	24-2	W	Delaware Valley	35-6	W	Lebanon Valley	28-0
L	Delaware Valley	10-14	W	Gettysburg	42-21	L	Widener	7-13	L	Upsala	0-3
L	Wagner	7-13	W	Wagner	22-21	W	Susquehanna	31-6	L	F&M	7-10
W	Moravian	13-6	L	Moravian	12-0	W	Wilkes	24-6	L	Juniata	14-21
W	Lebanon Valley	24-0	L	Drexel	7-30	L	F&M	6-7	W	FDU-Madison	41-0
L	Upsala	41-42	W	Lebanon Valley	33-7	L	Lebanon Valley	20-27	L	Lycoming	10-21
L	Drexel	27-28	W	Upsala	8-7	L	Upsala	16-17	W	Wilkes	24-3
1967 (5-4)			1973 (5-5)			1983 (5-4)			1983 (5-4)		
Coach: John Potskian			Coach: John Potskian			Coach: John Potskian			Coach: John Potskian		
L	Lycoming	7-20	L	F&M	14-21	L	Delaware Valley	7-26	L	Delaware Valley	7-26
L	Juniata	14-35	W	Lycoming	21-6	W	Upsala	7-6	W	Upsala	7-6
L	Springfield	10-20	L	Juniata	0-17	W	Juniata	25-6	W	Juniata	25-6
W	Gettysburg	33-0	L	Delaware Valley	7-13	L	Lycoming	0-14	W	Lebanon Valley	27-0
L	Delaware Valley	10-14	L	Gettysburg	0-23	W	Wilkes	25-3	W	Moravian	19-14
W	Moravian	43-18	W	Wagner	27-19	L	Widener	7-14	L	Susquehanna	7-44
W	Lebanon Valley	14-7	W	Moravian	27-15						
W	Upsala	7-6	L	Drexel	7-16						
W	Drexel	20-14	W	Lebanon Valley	13-10						
			W	Upsala	51-0						

2004 (8-3)

Coach: E.J. Sandusky

W	Wilkes	35-29
W	Ursinus	51-34
W	Lycoming	49-32
W	FDU-Florham	35-21
L	Widener	35-52
W	Juniata	48-17
L	Delaware Valley	28-35
L	Susquehanna	27-34
W	Moravian	45-39
W	Lebanon Valley	37-13
W	McDaniel*	54-10

2005 (5-5)

Coach: E.J. Sandusky

W	Ursinus	34-33
W	Susquehanna	21-7
W	King's	29-27
W	Juniata	42-23
L	Widener	19-33
L	Delaware Valley	34-35
L	FDU-Florham	14-17
L	Wilkes	21-48
L	Lycoming	13-14
W	Lebanon Valley	40-39

2006 (2-8)

Coach: E.J. Sandusky

L	Ursinus	16-32
L	Susquehanna	21-24
L	King's	14-38
W	Juniata	48-14
L	Widener	19-33
L	Delaware Valley	13-21
L	FDU-Florham	35-39
L	Wilkes	6-30
W	Lycoming	42-35
L	Lebanon Valley	33-55

2007 (7-4)

Coach: John Marzka

L	Salisbury	12-42
W	Kean	42-17
W	Shenandoah	30-7
W	FDU-Florham	17-14
W	Lycoming	40-17
W	King's	24-21
W	Wilkes	35-25
W	Lebanon Valley	27-20
L	Widener	24-28
L	Delaware Valley	21-14
L	Montclair State*	13-17

2008 (8-3)

Coach: John Marzka

L	Salisbury	28-30
W	Western Conn. State U.	30-27
W	Shenandoah	17-7
W	FDU-Florham	24-17
L	Lycoming	13-23
W	King's	16-0
W	Wilkes	17-10
W	Lebanon Valley	31-14
W	Widener	21-10
L	Delaware Valley	9-34
W	Montclair State^	42-14

2009 (11-2)

Coach: John Marzka

W	Ursinus	28-3
W	Western Conn. State U.	48-7
W	Pace (DII)	26-20
W	Wilkes	43-21
W	Lycoming	26-7
W	King's	34-16
W	Widener	31-17
W	FDU-Florham	49-28
L	Delaware Valley	16-45
W	Lebanon Valley	44-43 (2OT)
W	Alfred1	35-25
W	Delaware Valley2	27-3
L	Mount Union+	L 3-55

1-NCAA Division III First Round Game

2-NCAA Division III Second Round Game

+NCAA Division III Quarterfinal Game

#ECAC Northwest Region Championship Game

*ECAC South Atlantic Region Championship Game

^ECAC South Central Region Championship Game

Note: From 1973-1985 eight teams competed in the NCAA tournament; In 1986 the NCAA expanded the field to 16 teams; In 2001 the field expanded to 24 teams; In 2005 the field expanded to the present 32 team field

1973 - First DIII NCAA Tournament

8 Team Field - 1973-1985

16 Team Field - 1986-2000

24 Team Field - 2001-2004

32 Team Field - 2005-present





2010 Schedule



Ursinus College
Sat., Sept. 4
7 p.m.



Geneva College
Sat., Sept. 11
7 p.m.



Catholic University
Sat., Sept. 25
1 p.m.



Wilkes University*
Sat., Oct. 2
1 p.m.



Lycoming College*
Sat., Oct. 9
1 p.m.



King's College*
Sat., Oct. 16
1 p.m.



Widener University*
Sat., Oct. 23
1 p.m.



FDU-Florham*
Sat., Oct. 30
1 p.m.



Delaware Valley College*
Sat., Nov. 6
1 p.m.



Lebanon Valley College*
Sat., Nov. 13
1 p.m.

Home games are in **bold**

*Middle Atlantic Conference game

AlbrightAthletics.com