

2008

# ALBRIGHT

FOOTBALL



# MEDIA GUIDE



# Albright College Football Quick Facts

## THIS IS ALBRIGHT

**LOCATION**.....Reading, PA  
**FOUNDED**.....1856  
**ENROLLMENT**.....2,150  
**PRESIDENT**.....Dr. Lex O. McMillan III

## ALBRIGHT ATHLETICS

**AFFILIATION**.....NCAA Division III, ECAC  
**CONFERENCE**...Middle Atlantic States Collegiate  
 Athletic Confederation (MASCAC)  
**NICKNAME**.....Lions  
**CO-ATHLETICS DIRECTORS**....Rick Ferry & Janice Luck  
**HOME FIELD**.....Shirk Stadium (5,000)  
**SPECIFICATIONS**.....Lighted, Artificial Turf  
**COLORS**.....Red and White

## SPORTS INFORMATION

**DIRECTOR**.....Dave Walberg  
**E-MAIL**.....dwalberg@alb.edu  
**OFFICE PHONE**.....610-921-7786  
**FAX**.....610-921-7566  
**SHIRK STADIUM PRESS BOX**...610-929-6754  
**ATHLETICS WEB SITE**  
<http://www.albright.edu/athletics>

## HISTORY OF ALBRIGHT FOOTBALL

**PROGRAM FOUNDED**.....1892  
**YEARS/RECORD**.....100/406-451-24\*#  
 \*-No Team 1895-99, 1901, 1907-1911  
 #-Did not play due to WWII 1943-45

## 2007 SEASON IN REVIEW

**RECORD**.....7-4, 5-2 MAC (T-2nd)  
**SEPTEMBER**  
 Sept. 1 @ Salisbury University L 42-12  
 Sept. 8 KEAN UNIVERSITY W 42-17  
 Sept. 15 @ Shenandoah University W 30-7  
 Sept. 29 @ FDU-Florham\* W 17-14  
**OCTOBER**  
 Oct. 6 LYCOMING COLLEGE\* W 40-7  
 Oct. 13 @ King's College (PA)\* W 24-21  
 Oct. 20 @ Wilkes University\* W 35-25  
 Oct. 27 LEBANON VALLEY\* W 27-20  
**NOVEMBER**  
 Nov. 3 @Widener University\* L 28-24  
 Nov. 10 DELAWARE VALLEY\* L 21-14  
 Nov. 17 @Montclair State\$ L 17-13

\*-MAC Conference Game  
 \$-ECAC South Atlantic Bowl

## ALBRIGHT FOOTBALL STAFF

**HEAD COACH**.....John Marzka  
**ALMA MATER**.....Allegheny College '91  
**YEARS/RECORD**.....2/7-4 (63.6)

### ASSISTANT COACHES

Andrew Aurich (TE/OL/Long Snappers, 2nd year)  
 Victor Brown (Running Backs, 1st year)  
 Mike Hoyt (Defensive Coord./Inside LB, 5th year)  
 Michael Neale (Wide Receivers/Returners, 2nd year)  
 Steve Opgenorth (Special Teams/DB's, 2nd year)  
 Zachary Reding (Defensive Ends, 2nd year)  
 Nathan Slutzky (Outside LB/Asst. Special Teams  
 Coord./Video Coord., 2nd year)  
 Mike Winslow (Offensive Coord./Offens. Line, 1st year)  
 Ron Zeiber (Defensive Tackles, 1st year)

## 2008 SEASON OUTLOOK

### SCHEDULE

**SEPTEMBER**  
 Sept. 6 SALISBURY UNIVERSITY 6 p.m.  
 Sept. 12 @ Western Conn. State 7 p.m.  
 Sept. 20 SHENANDOAH UNIVERSITY 7 p.m.  
**OCTOBER**  
 Oct. 4 FDU-FLORHAM\*& 1 p.m.  
 Oct. 11 @Lycoming College\* 1 p.m.  
 Oct. 18 KING'S COLLEGE (PA)\*% 1 p.m.  
 Oct. 25 WILKES UNIVERSITY\* 1 p.m.  
**NOVEMBER**  
 Nov. 1 @Lebanon Valley\* 1 p.m.  
 Nov. 8 WIDENER UNIVERSITY\*^ 1 p.m.  
 Nov. 15 @Delaware Valley\* 1 p.m.

\*-MAC Conference Game  
 &-Pretzel Bowl  
 %-Homecoming Game  
 ^-Senior Day

## TEAM INFORMATION

**OFFENSIVE SET**.....Multiple  
**DEFENSIVE SET**.....Multiple  
**OFFENSIVE STARTERS RETURNING/LOST**  
 9/2  
**DEFENSIVE STARTERS RETURNING/LOST**  
 7/4  
**SPECIALIST STARTERS RETURNING/LOST**  
 5/1  
**LETTERMAN RETURNING/LOST**  
 36/11



# ***Albright College: A Different Way of Thinking***

Founded in 1856, Albright College celebrates a century and a half of a rich academic heritage in the liberal arts and professions and a dynamic, welcoming and collaborative campus community.

On 118 tree-lined acres, Albright is a place that connects people in an open, down-to-earth, collaborative community. With 1,650 undergraduate students, Albright's small size ensures a 13:1 student/faculty ratio, close student/faculty relationships and an emphasis on the whole individual. Collaboration both in and outside of the classroom means students have extraordinary opportunities to work with, communicate with, and learn -- not only from faculty but many others with different perspectives and experiences.

At Albright, students have the ability to connect fields of study to create an individualized education. Today's complex world demands the special perspective gained from an education that crosses boundaries to link knowledge, ideas, people and possibilities. Flexible thinkers, open to new ideas and able to communicate are in demand in the job market. Connecting your interests and fields of learning can lead to new career possibilities.

At Albright, half of all students opt for combined or interdisciplinary major -- and still graduate in four years. Last year, students created more than 200 *different* combinations of majors - from art/biology to psychology/business and sociology/Latin American studies.

But whether you select a single major or combine fields of study, you will find that Albright faculty works closely with every student to create an individualized education that reflects individual talents, interests and career goals.

Albright offers more than 50 areas of study, a broad range of interdisciplinary programs including digital media, information systems, optics, Latin American studies, psychobiology, biochemistry, and environmental studies, and combined concentrations such as music/business for those interested in careers in the music industry.

Albright's long tradition of excellence in the natural sciences and pre-professional programs continues to prepare graduates for medical, dental, and veterinary school.

Undecided about a major? The unique Alpha Program is a structured program that allows students to explore different fields of interest and assess interests and talents before selecting a major (or majors.) Alpha provides academic guidance, activities, events, peer support, career counseling and coursework in a wide variety of disciplines to help students make an informed choice when the time comes.

## **Explore Everything Albright Has to Offer**

Campus life at Albright is enriched by 20 varsity sports and more than 80 student organizations. Whether you choose to be involved in Greek life, special-interest organizations, varsity, club or intramural sports, art and music groups, student government, publications or religious groups, getting involved in campus life plays a significant role in helping to produce a well rounded graduate.

Interested in community service? Albright's Volunteer Center serves as a clearinghouse for community service projects and connects students and agencies. Albright students log some 10,000 volunteer hours every year!

No matter how you choose to be involved, there are always lots of choices for learning, growing and making friends at Albright!

Albright students have access to outstanding teaching, research, social, cultural and religious resources.

The F. Wilbur Gingrich Library contains more than 240,000 books, periodicals, records, and audio/visual materials, and has a knowledgeable staff dedicated to serving students. The Center for the Arts houses the nationally recognized Freedman Gallery, devoted to contemporary art, and the Wachovia Theatre, a comfortable venue for theatre and concerts.

The new Schumo Center for Fitness and Well-Being offers numerous health and fitness programs and opportunities, and Peg's, a café featuring healthy foods.

The new Science Center is currently under construction.

And the recently rebuilt Gene Shirk Stadium is considered one of the very best in Division III.

Students can get help connecting with potential employers at the Career Development Center. The center offers career counseling, a career resource library and information interview resource directory, computerized assessment programs and workshops on resume writing, job hunting and interviewing.

Six residence halls offer a variety of housing options. The Campus Center, the hub of student activity, contains student lounges, the bookstore, Jake's Place, the snack bar, Jake's Java, the coffee bar, and the dining hall.

We welcome you to Albright!

## **TABLE OF CONTENTS**

Quick Facts	1
About Albright	2
Meet the President	3
Athletic Administration	4
Shirk Stadium	5
Season Preview	6-8
Coaches' Profiles	9-15
Alphabetical Roster	16-18
Players' Profiles	19-29
Opponents' Profiles	30-31
All-Time Series Records	32
Season in Review	33-34
Final 2007 Statistics	35-38
Middle Atlantic Conference	39
All-Time Records	40-47
Through the Years	48-56



# Meet the President

## ***Lex O. McMillan III, Ph.D.*** ***President***



Lex O. McMillan III was named the 14th president of Albright College in May 2005.

Dr. McMillan came to Albright with more than 25 years of experience in higher education and institutional advancement, administration, strategic communications and fundraising.

Since taking office he has overseen the College's successful comprehensive campaign, Crossing Boundaries: The Campaign for Albright including adding \$13 million to the College's endowment, and successive record-breaking fundraising years, raising more than \$12 million in 2006-07. The Schumo Center for Fitness and Well-Being opened in August 2007, and the College's new Science Center broke ground in October 2007.

From 1993 through 2004, Dr. McMillan was vice president for college relations at Gettysburg College where he was responsible for the management and direction of the college's external affairs, alumni and parent relations, and resource development programs. He provided staff leadership to a six-year, \$100-million comprehensive campaign that exceeded its goal by more than \$11 million.

He previously served as executive director of development at his undergraduate alma mater, Washington and Lee University in Lexington, Virginia. At W&L he provided staff leadership in a campaign that exceeded its \$127 million goal by more than \$20 million. He was director of development and director of public relations at Randolph-Macon College in Ashland, Virginia. He is also a former English teacher and editor.

Dr. McMillan holds a doctorate in English from the University of Notre Dame. He holds a master of arts degree in English from Georgia State University and a bachelor of arts degree from Washington and Lee University. He also completed the Institute for Educational Management, Harvard Graduate School of Education.

He serves on the boards of the United Way of Berks County and the Center for Community Leadership, and is a member of the board of directors of the Association of Independent Colleges and Universities of Pennsylvania (AICUP), a member of the Higher Education Council of Berks County, and a director of the Middle Atlantic States Collegiate Athletic Corporation (MASCAC).

He and his wife Dottie have five children.





# Athletic Administration

## ***Rick Ferry*** ***Co-Director of Athletics***



Rick Ferry, enters his first year as co-director of athletics and his 8th season as head men's basketball coach at Albright College.

Since taking over the program, Ferry who is a two time Commonwealth Conference Coach of the Year has guided the men's basketball program back to a level where it consistently competes for not only Conference postseason

play, but NCAA Tournament play as well.

In just the last five seasons, Ferry has led the Lions to postseason competition four times. The 2007-08 season once again saw the Lions not only make the Conference tournament but the ECAC tournament as well.

The 2006 season saw the Red and White bidding for a tournament championship, making it all the way to the Commonwealth Semi-Final game.

It was in 2005 that Ferry achieved a program best by not only winning the Conference Championship, but by also earning a bid in the NCAA tournament where they made it to the second round before falling to conference rival King's College (PA).

Prior to his arrival at Albright in the spring of 2001, Ferry spent five seasons as the head coach of the Juniata College men's basketball program where he also served as the assistant director of athletics. Before his stint at Juniata, Ferry served as the assistant coach for seven seasons at his alma mater, Susquehanna University.

A 1985 graduate of Susquehanna, Ferry received a bachelor's degree in accounting, and was four-year letter winner as a forward for the Crusaders from 1981-85. In his final season with the program Ferry was named captain of the squad.

Following his graduation from Susquehanna, Ferry continued his education earning a master's degree in business administration from Ohio University in 1989.

## ***Janice Luck*** ***Co-Director of Athletics***



Janice Luck is currently in her first year as co-director of athletics at Albright, and her seventh as head women's basketball coach.

Prior to her appointment as co-director of athletics, Luck held a variety of positions within the athletics department, which included the assistant director of athletics, the senior women's administrator in the administrative

side of the department, and the athletics recruiting coordinator.

At the helm of the Red and White women's basketball program, Luck has helped the team once again become a top contender in both conference and national play.

This past year, Luck guided the Lady Lions to a 20 win season (a new program best) the Commonwealth Conference tournament and the NCAA Division III Tournament. For all her accomplishments throughout the course of the season, Luck was named Mid-Atlantic Regional Coach of the Year.

In 2006, her team recorded a total of 18 wins, which at the time was a program best for the Red and White. Along with that, Luck led Albright to their first Commonwealth tournament appearance in 10 years.

Luck who was a 1996 graduate of Albright, was a four year standout member of both the basketball and field hockey programs.

Upon graduation, Luck took over as the assistant coach for the Albright women's basketball team. After a two year stint with the program, Luck took a graduate assistantship at West Chester University where she earned her master's degree in sports administration.

She then returned to Albright after one year at West Chester, this time to work in the admissions department, and was once again named the assistant coach in 2001. In the spring of 2002, Luck was named head coach of the Lady Lions.



# Gene L. Shirk Stadium

Shirk Stadium, dedicated in 1925 and home to the Albright Lions for over 80 years, underwent major renovations in 2005, turning it into one of the top Division III football stadiums in the nation.

The original home grandstand, built nearly a century ago, was replaced with a new building that seats 3,000 spectators while providing locker rooms, training facilities, and a laundry room for the Lion football, men's and women's soccer, and field hockey teams. A state-of-the-art press box sits atop the home grandstand, giving both visiting media and VIP's a first-class place to watch the game. The natural-grass playing surface was replaced with A-tuf, an artificial turf surface that will allow multi-sport play in the new stadium. The stadium also features top of the line lighting that will allow for night games to be played throughout the year.

A new grandstand on the visitors' side seats 2,000 spectators, giving Shirk Stadium a total seating capacity of 5,000. Standing room for spectators is also available at either end zone.

A new main entrance, concession stands, and restroom areas sit at the south end of the stadium.





# ALBRIGHT

## FOOTBALL

### 2008 SEASON PREVIEW

The 2008 season of Albright College football will once again mark a new chapter in one of the most historic collegiate football programs in the nation. Coming off a seven game win streak throughout the middle of the season, and an appearance ECAC South Atlantic Bowl, this season is already in the works to be one of the best in recent memory.

Combine that with a National Preseason Ranking on the USA Today Division III Top 25 Preseason Poll, a Preseason All-American Selection on D3Football.com and the return of a large group of starters from 2007, and things are truly shaping up to be an exciting year for the Red and White.

However, the Red and White take all those things with a grain of salt, knowing that just a year ago despite winning seven games in a row, they were unable to finish the season off on a high not dropping their final three contests. All that is set to change this season, as the Lions have conditioned themselves to know that to win a championship it's now how you start the game, but it is how you finish that truly matters.



Quarterback Tanner Kelly named Number One Player to Look for in 2008 by the USA Today College Football Preseason Edition

This season, the coaches and players will look to co-captains **Matt Christ (Birdsboro, PA/Reading Central Catholic)** and **Andrew Kibler (Freeland, MD/Calvert Hill)** to lead the way in '08.

Christ, who was named as the D3Football.com Preseason First Team All-American, will once again be the quarterback of the defensive line. His leadership and work ethic will be in high demand this season, as he is once again set to lead the Lions into another successful campaign against some of the toughest competition around. Christ's 72 tackles last season was the team and a personal best for the senior, and his seven interceptions ranked second in the Middle Atlantic Conference.

Also helping to solidify the defensive line will be Kibler, whose sheer size and power will once again be on full display. A year ago, Kibler posted 67 tackles ranking him in the top five on the team defensively, and his hitting power makes opponents think twice about running in his direction.

Making the switch to the offensive side of the ball, quarterback **Tanner Kelly (Clearfield, PA/Clearfield)** is expected to continue his dominance as one of the team's top play makers. Last season proved to be Kelly's best season to date, throwing for 2,716 yards and rushing for an additional 128 yards. The coaches will be looking for Kelly to guide the offensive line down the field to the promised land throughout the season.

Behind him at the QB spot is **Pat Subers (Nottingham, PA/Bishop Shanahan)** who in the coaches' minds has shown great improvement over the past two seasons. He has proven that he is a player who can bring a things to the table that most quarterbacks cannot, as well as showing he can make the big plays.



When you face some of the toughest competition in Division III football, a team needs players who can do it all, and Albright has them. Senior tailback **Nate Romig (Birdsboro, PA/Daniel Boone)** and senior wide receiver **Keith Allen (Audubon Park, NJ/Audubon)** will be crucial to this year's offensive planning. Romig's versatility whether rushing or receiving and Allen's work ethic and great understanding of the offense, make them a one-two punch that most opponents will not see coming until it's too late.

Also at the tailback spot is **Jantzen Linn (Reading, PA/Muhlenberg)** who has shown consistent growth since joining the Red and White. With his knack for getting open down field, chances are Linn could be battling for some serious playing time this season.

Sophomore **William Alston (Mays landing, NJ/St. Joseph's)** is one of the team's top starting returnees. He will be expected to make big things happen this season after coming off a 2007 season that saw him post 196 total yards on punt returns and 158 total yards on kick returns.

AJ Hill (West Keansburg, NJ/Raritan) will be looked at to make big things happen at the receiver spot following a strong spring season. **Luke Wallace (Cinnaminson, NJ/Holy Cross)** is an explosive flanker that is a tremendous route runner; his speed will make him a candidate for some playing time this fall as well.

**Steven Davis (East Brunswick, NJ/East Brunswick)**, **Josh Bernat (Spring City, PA/Spring-Ford)**, and **Sean Fillmore (Manahawkin, NJ/Southern Regional)** are all expected to battle for playing time in 2008, and will help solidify an already deep line-up.

Fans can also look for **Kevin Zinzel (West Grove, PA/Avon Grove)**, **Josh Rebello (Friendsville, PA/Seton Catholic)**, and **Dan Duddy (Toms River, NJ/Central Regional)** to battle out this season for playing time as they add continued support and depth at the Fullback position.

This season will also see the return of a solid offensive line that has shown much improvement over the past season. Helping to lead the way in '08 at Left Tackle is **Elvin Washington (King of Prussia, PA/Upper Merion)** who has really come on strong since making the jump from the defensive side.

Alongside Washington is **Therron Deets (Birdsboro, PA/Daniel Boone)**, who will fill the Left Guard spot. Deets' growth throughout his three seasons with the Red and White has earned him tremendous respect of both his teammates and the coaching staff. His leadership will be a must this season if the OL is to stick together and hold off the opposition.

**Paul Gilinger (Collegeville, PA/Spring-Ford)** will take on the duties as this year's starting Center. His fierce competitive attitude is going to be another key element in the stability of the OL. **John Gorman (Ardsley, PA/Bishop McDevitt)** fills the Right Guard position, while **Chris Schannauer (Reinholds, PA/Conrad Weiser)** completes this year's tough line at Right Tackle.

Supporting them is a large group of athletic young players who will be battling it out for time this season, in hopes of continuing the dominant play that is Albright's offensive line. Included in that mix are **Andy Hettinger (Sinking Spring, PA/Wilson)**, **Sean Murray (Holmes, PA/Cardinal O'Hara)**, **Adam Burkart (Laureldale, PA/Muhlenberg)**, **Andy Scott (Birdsboro, PA/Reading Central Catholic)**, **Shawn Clark (Middletown, PA/Middletown)**, and **Matt Odenwalt (Willow Street, PA/Lancaster Catholic)**.

At Tight End, fans can expect big things from senior **Mike McCall (Drexel Hill, PA/Monsignor Bonner)**. The 6-foot-1 TE will be another go-to player this fall as he continues his development throughout his final season with the Lions.


Behind McCall and Drumgo will be **Ivan Cerkez (Mechanicsville, MD/Chopticon)**, **Chris Hopkinson (Douglasville, PA/Daniel Boone)**, and **Andrew Castano (Staten Island, NY/Moore Catholic)**. All three of these sophomores are expected to develop throughout the course of the year, and will add depth to an already very competitive TE spot.



In 2007 Matt Christ ranked second in the MAC with 7 interceptions and was a D3Football.com All-American Honorable Mention honoree







**Junior Running Back Nate Romig is set to once again lead the Lions offense following a conference best 1,812 yards of all purpose offense in 2007**

On the defensive side of the ball, the coaches will be looking to find a way to plug one of their biggest holes in the line-up after losing four starters from a year ago. However with such young new talent filling the spots, the coaches are very excited at the many possibilities this young team has to offer.

**Jonathan Linn (Harrisburg, PA/Central Dauphin)** is expected to earn the job at the anchor position following a strong spring season. **Eddie Mitchum (New Oxford, PA/New Oxford)** returns for his second season with the Red and White following a great spring season as well. His ability to push up the field past the line of scrimmage will be a must this season. **Jack Sayer (Blandon, PA/Fleetwood)** will be another strong, physical player who will be battling it out for playing time.

Helping to fill the final spot on the D-Line will be **Michael Limoli (Pittstown, NJ/Delaware Valley Regional)**. Last season Limoli found himself in a variety of positions before earning a place on the weakside end position this past spring.

Supporting the ever changing defensive line this season will be **Chris Meccariello (Audubon, NJ/Audubon)**, **Nate Linn (Harrisburg, PA/Central Dauphin)**, **Kevin Keenan (Philadelphia, PA/Father Judge)**, **Scott O'Brian (New Oxford, PA/New Oxford)**, **Justin Bauman (Wyomissing, PA/Wyomissing)**, **Kevin Brogan (Jenkintown, PA/Jenkintown)**, and **Rusty Hughes (Chambersburg, PA/James Buchanan)**. Each one of these players will have the opportunity to bring something different to this year's line in hopes that it will close some of those gaps.

Linebacker **Bobby Harper (Sewell, NJ/Paul VI)** will be another key player, having made the jump from the offense to the defense. **Sean Sullivan (New Castle, DE/William Penn)** is expected to make a full recovery following an injury that kept him out of the spring season. Junior linebacker **Joe Rybicki (Huntingdon Valley, PA/Lower Moreland)** and sophomore linebacker **Ryan McAdams (Philadelphia, PA/Roman Catholic)** are two very physical and aggressive players that will be battling it out for playing time every week.

At defensive back, **Brett Gaul (Lessport, PA/Schuylkill Valley)** is once again expected to lead the way for the Lions. Last season Gaul finished fourth on the team in tackles with 58. He also had four interceptions and tied the team best for passes broken up with four. **Steve Brightbill (Lebanon, PA/Cedar Crest)** and **Chris Kovensky (Hollidaysburg, PA/Hollidaysburg)** are another set of tough young players looking to step on the field a lot this season.

**Austin Young (Camden, NJ/Mercersburg Academy)** will be at the boundary corner position, with **Josh Hare (Felton, PA/Kennard-Dale)** behind him. At back-up free safety is **Justin Lane (Fawn Grove, PA/Kennard-Dale)** who's expected to make big things happen this season.

The rover position will be free for the taking in '08. With solid depth coming into this season, expect to see a heated battle between some very tough and experienced players in **Joe Baciotti (Lancaster, PA/Manheim Township)**, **Dave Harig (Glen Burnie, MD/Calvert Hill)**, and **Brendan Bresnahan (Lancaster, PA/Lancaster Catholic)**.

**John Whelan (Bridgeton, NJ/Cumberland Regional)** will continue his duties as the team's starting place kicker. A Second Team All-Conference selection last year, Whelan will be responsible for all kick-offs and extra points. His overall growth as a player both physically and mentally has been tremendous and the coaches are expecting that growth to continue into this fall.

**John Venditti (Philadelphia, PA/Father Judge)** will be looking for playing time this season as the back-up place kicker. When not throwing the ball, Kelly will be taking care of the punting situation. With a quarterback that can also serve as the team's starting punter, it allows the coaching staff to get very creative.

**Dan Duddy (Toms River, NJ/Central Regional)** is the team's top long snapper. Cerkez will back him up this fall, while Romig and Alston will be the team's top returners, with Wallace and Gaul looking for opportunities to return some kicks of their own.

Without a doubt, the legacy that is Albright College Football will continue this season as the Red and White prepare to once again take on the challenges of Division III Football.



# ALBRIGHT FOOTBALL 2008 COACHING STAFF



## **John Marzka**

***Head Coach***

***2nd Season (7-4, 63.6)***

John Marzka enters his second season as the head coach of the Albright College Football program, which is now entering its 101st year of existence. Marzka is only the 20th coach in the long and illustrious history of the Albright football program.

In his first season at the helm of the Lions, Marzka led his team to a 7-4 overall record, a second place finish in the MAC, and an ECAC South Atlantic Bowl appearance. On top of that he led the Red and White to Toronto, Ontario, to play in the first ever foreign tour game in Albright football history.

Before making the move to Albright, Marzka served as the associate head coach and offensive coordinator for six seasons at Thiel College in Greenville, PA. At Thiel Marzka helped the program reach new heights, which was eventually capped off in 2005 when the team earned an 11-1 record, a Presidents Athletic Conference (PAC) Championship, which was the first since 1972, and the first ever NCAA national playoff birth. At the conclusion of the 2005 season, the Tomcats offense totaled 4,833 yards in 12 games, averaged 33 points, and set 25 school records.

Marzka began his coaching career in 1991 at Erie Academy, where he worked with both the offensive and defensive line-men. In 1992, Marzka returned to his alma mater, Allegheny College, to serve as the defensive line coach and assistant recruiting coordinator. Two years later, Marzka became the offensive line coach and recruiting coordinator, and then 1996 and 1997 he served as the Gator's offensive coordinator.

Throughout his time as offensive line coach at Allegheny (1994-1997), Marzka coached five All-Americans, two Academic All-Americans, and developed ten offensive linemen to the All-NCAC first team. As offensive coordinator in the 1996 and 1997 seasons, the Gators led the NCAC in scoring and total offense in both seasons. In just two seasons as offensive coordinator Marzka would coach a total of five offensive All-Americans and 15 All-NCAC offensive players.

Following his tenure at Allegheny, Marzka spent one season as the offensive coordinator at Division I-AA Fordham University. The Rams would go on to set school records for scoring and total offense in that one season. After his stint at Fordham, Marzka joined the staff at Thiel, where he helped turn a perennial downtrodden program into a consistent championship contender in the PAC. In his six seasons with the Tomcats Marzka coached a variety of All-Americans, and conference All-Stars.

As the quarterback coach, Marzka developed the most successful quarterback in the history of the program. Darrell Satterfield, a 2006 graduate, shattered 11 of a possible 16 school quarterback records in just two seasons as the signal caller. Satterfield was 18-4 as a starter, unprecedented by any quarterback in the 100+ year history of Thiel football.





When not on the field, Marzka served as the team's academic advisor, where he developed and implemented an academic support program that helped the Tomcat football team achieve a team GPA higher than the all-male student average for the last four consecutive semesters. The program also greatly aided in retention as the Tomcat's senior classes rose from only two seniors in 2003 to 19 seniors for the 2006 season.

During the Tomcat's record breaking 2005 season, 29 players attained a 3.0 or higher semester GPA, while eight were named to the PAC Academic Honor Roll for attaining a 3.6 or higher GPA for the fall semester. In his final season with the program a record 39 players attained a GPA of 3.0 or higher, with 13 eventually being named to the PAC academic honor roll and six players would end out the fall semester with a perfect 4.0 GPA. Also in that year, Marzka received Thiel's Distinguished Innovator Award for his academic excellence.

A native of Erie, PA, Marzka earned a bachelor of arts degree from Allegheny College in 1991, and was a member of the football program. A three-year letter winner and two-year starter at center, Marzka was a senior co-captain on the 1990 NCAA Division III National Championship team. Throughout his career with the Gators, Marzka was a two time first-team All-North Coast Athletic Conference (NCAC) selection as an offensive center, and was also Champion First-Team All American in his senior year after garnering Honorable Mention All-American accolades in his junior year.



**In his first season with the Lions, Coach Marzka led his team to a 7-4 record and an appearance in the ECAC South Atlantic Bowl**

## Marzka Adds His Name to the List

Name	Years	Overall Record				MAC Record			
		W	L	T	Pct.	W	L	T	Pct.
<b>John Marzka</b>	<b>2007-present</b>	<b>7</b>	<b>4</b>	<b>0</b>	<b>.636</b>	<b>5</b>	<b>2</b>	<b>0</b>	<b>.714</b>
E.J. Sandusky	1997-2006	50	52	0	.490	36	38	0	.523
Ron Maier	1996	10	2	0	.833	5	0	0	1.000
Kevin Keisel	1993-95	15	15	1	.500	7	9	0	.438
Jeff Sparagana	1986-92	16	54	0	.229	9	49	0	.155
Bill Popp	1985	2	7	0	.222	2	7	0	.222
John Potsklan	1955-84	144	122	5	.541	110	65	4	.626
Ed Gulian	1949-54	25	29	1	.464				
LeVan Smith	1947-48	5	11	3	.342				
David Strong	1946	1	7	0	.125				
Bill "Lone Star" Dietz	1937-42	31	23	2	.571				
Clarence "Biggie" Munn	1935-36	13	2	1	.844				
Jay Martin Kelchner	1934	2	7	0	.222				
Frank White	1931-32	12	6	0	.667				
Alvin "Doggie" Julian	1929-30	14	3	1	.806				
John S. Smith	1928, 33	3	12	1	.219				
Harry Weller	1926-27	9	7	1	.559				
James Bond Jr.	1925	2	6	0	.250				
Harry Benfer	1920-24	20	26	0	.435				
Charles "Pop" Kelchner	1900-18	24	56	8	.318				
Unknown	1892	1	0	0	1.000				
<b>Totals</b>	<b>1892-2007</b>	<b>406</b>	<b>451</b>	<b>24</b>	<b>.474</b>	<b>174</b>	<b>170</b>	<b>4</b>	<b>.505</b>

No Team 1893-1899, 1901, 1907-1911, 1943-45





## **Andrew Aurich**

***Tight Ends/Assistant Offensive Line/  
Long Snappers Coach***

### ***2nd Season***

Andrew Aurich is entering his second season on the Lion coaching staff as the tight ends, assistant offensive line, and long snappers coach.

A 2006 graduate of Princeton University, Aurich was was a two-year starter on the offensive line for the Tigers and handled the long snapping duties for one season.

Aurich's junior year was one of great accomplishments as his team went on to defeat both Harvard University (MA) and the University of Pennsylvania for the first time in 10 years, while only allowing a total of eight sacks throughout the course of the entire year.

Upon graduation, Aurich played one season of semi-pro football for the Midwest Pioneers of St. Paul, Minnesota, starting as a Tight End and Full Back. In that one season, Aurich would help lead the Pioneers to a Mid-America Football League Championship.

Following his stint with the Pioneers, Aurich entered the coaching ranks taking a position at Concordia Academy High School in Roseville, MN, where he served as the offensive line coach and quality control coordinator. His father Mike Aurich has been the head coach of Concordia Academy High School for over 25 years.

Before coming to Albright, Aurich served as a football recruiting specialist with the National Collegiate Scouting Association in Chicago.



## **Victor Brown**

***Running Backs Coach***

### ***1st Season***

Victor Brown is entering his first season on the Albright College coaching staff. He is responsible for coaching the running backs.

Brown began his college football career at Kutztown University, where he started at guard as a red-shirt freshman. After his sophomore year, he transferred to Bloomsburg University where he was a two-year starter at offensive center.

While at Bloomsburg, Brown helped lead the team to back-to-back PSAC East Championships and a 1996 NCAA Division III playoff birth.

As a senior, Brown earned All-PSAC East and All-ECAC honors. Following his 1998 graduation from Bloomsburg, Brown stepped right into a coaching position at Sun Valley High School as an assistant coach, and helped the team in that same year earn a conference championship. From there, Brown took a offensive line coaching position at Reading High School from 1999-2000. Once again, Brown was able to guide his team to a league championship.

In 2001, Brown continued his coaching career at Wilson High School as the defensive line coach, where he once again helped to lead the team to a conference championship and an appearance in the District three championship game. After three seasons with Wilson High School, Brown was named head coach at Reading High School in 2004 and remained there until making the jump to Albright in 2007.







## **Mike Hoyt**

***Assistant Coach/Defensive Coordinator/  
Inside Linebacker Coach***

### ***5th Season***

Mike Hoyt enters his fifth season as the assistant coach/defensive coordinator, and inside linebacker coach at Albright.

Hoyt who graduated from Canisius College in Buffalo, NY in 1992 was a three-time letterman honoree as a safety for the Golden Griffins. In his senior Hoyt was named a CoSida Academic All-American, team defensive MVP, and was voted captain by his teammates.

Hoyt's coaching career began at Onondaga Central High School in New York in 1992. While with Onondaga, Hoyt worked with the defensive backs and offensive line. The 1993 season would see Hoyt take a running backs and defensive backs coaching position at Port Byron High School in New York. After just one year with Port Byron, Hoyt returned to his alma mater to work with the defensive line and eventually mentored Division I-AA All-American and MAAC Defensive Player of the Year Frank Zabawa.

The 1996 and 1997 seasons would see Hoyt take over as the defensive line coach at Division II Millersville University in Millersville, PA. From there he moved to the coaching staff at Franklin and Marshall for the 1998 season this time coaching the running backs. Following his stint with F&M, Hoyt took over as Head Coach at Solanco High School in Lancaster County for two seasons. He then returned to Franklin and Marshall in 2001 and remained there until 2003.

Hoyt also serves as the director of strength and fitness for all of Albright's athletic teams.



## **Michael Neale**

***Wide Receivers/Returners Coach***

### ***2nd Season***


Mike Neale begins his second season on the Lions coaching staff. Neale will be responsible for the wide receivers and kick/punt returners this year.

Neale comes to Albright from junior college powerhouse Grossmont College, which is located in El Cajon, CA. Neale's coaching responsibilities included working with the offensive skill players. Prior to his appointment at Grossmont, Neale coached the offensive skill players at Valhalla High School in San Diego, CA from 2000-2006.

Throughout his time at Valhalla, Neale mentored an offensive unit that produced over 4,000 yards of offense each year for five consecutive seasons. That unit was also responsible for averaging over 32 points per game, and was ranked one of the top scoring units in San Diego county.

As a player, Neale enjoyed a very successful high school career that resulted in a variety of team and conference honors. Neale then ended his playing career in 1999 as a wide receiver at Southwest Missouri State University. In that same year, he graduated from Grossmont College where he received his AA degree. In 2002 he earned a bachelor of arts degree in history from California State University, San Marcos.





## **Steve Opgenorth**

***Special Teams Coordinator/Defensive Backs/  
Specialists Coach***

### ***2nd Season***

This season will mark Steve Opgenorth's second year with the Albright College football program, serving as the special teams Coordinator, defensive backs, and specialists coach.

Upon his arrival at Albright, Opgenorth served as the wide receivers and specialist coach at Carroll College in Helena, Montana. While at Carroll, Opgenorth developed a First Team All-Conference wide receiver, a Second Team All-Conference tight end, and a First Team All-Conference kicker. Throughout his tenure with Carroll, Opgenorth played a major role in revitalizing a team that has become prominent force within the Midwest Conference. In 2005 and 2006 Opgenorth served as the assistant recruiting coordinator.

As a member of the Winona State University football program, Opgenorth had a very successful career as a player earning a variety of team, conference, and national awards. He currently holds 10 all-time records at the college and was named to the Winona State University "All Century Team" in 2005.

In May of 2004, Opgenorth graduated from Winona cum laude with a bachelors degree in business education. While at Carroll College, Opgenorth earned his masters' degree in adult educational leadership.

Opgenorth is also a member of the American Football Coaches Association.



## **Zachary Reding**

***Defensive Ends Coach***

### ***2nd Season***

Zachary Reding enters his second season as a member of the Lion's coaching staff. This season Reding will be in charge of the defensive ends.

This season will be Reding's first coaching assignment at the collegiate level. A former member of the Dickinson College football program, Reding was a four-year letter winner, and a three-year starter at defensive tackle for the Red Devils.

In his four seasons at Dickinson, Reding helped to earn two conference championships, as well as a NCAA playoff berth in 2006. As a senior, Reding was named to the All-Centennial Conference team.

Off the field, Reding was a four-year member of the Phi Delta Theta fraternity, spending two of those years on its executive board. A native of Darien, CT, Reding was the former head water polo coach at Woodway Country Club.





## **Nathan Slutzky**

***Outside Linebackers Coach/Assistant  
Special Teams Coordinator/Video Coordinator***

### ***2nd Season***


Nathan Slutzky is entering his second season coaching the outside linebackers as well as continuing his role as video and assistant special teams coordinator for the Red and White.

Slutzky comes to Albright from Boulder, Colorado, where he worked in football operations focusing on recruiting efforts for the University of Colorado. A 2007 graduate of the University of Colorado, he earned a degree in mechanical engineering.

While working with the Buffaloes coaching staff, he had the opportunity to work closely with Dan Hawkins who is one of the top coaches in all of Division I-A football. Slutzky also worked with Brian Cabral, who has developed two Butkus Award winners and 19 NFL linebackers in his 17 year coaching career.

On top of his football experience, Slutzky also has an extensive background in computer and digital video technology, working professionally as a video editor for Post Effects Inc. and IAG Productions in the Chicago area.

Slutzky used his experience to produce several recruiting video presentations for the University of Colorado Buffaloes. A member of Theta Xi fraternity, Slutzky served on the executive council for two terms.



## **Mike Winslow**

***Offensive Coordinator/Offensive Line Coach***

### ***1st Season***

Mike Winslow begins his first season as the Offensive Coordinator and Offensive Line Coach at Albright College.

Prior to his appointment to Albright, Winslow served as the wide receivers coach and recruiting coordinator at Division I-AA University of Maine. In 2006, Winslow was named assistant defensive backs coach and worked with a defensive unit that led the nation in Rush Defense.

Winslow also assisted in the development of a strong secondary that eventually finished second in the Atlantic 10 Conference in Pass Efficiency Defense. Before his stint with at Maine, Winslow was a member of the Thiel College football staff, where he, alongside head coach John Marzka, led the Tomcats to a resurgence that saw the team finish the 2005 regular season undefeated.

In that same season, the team made their first NCAA tournament berth and won the first Presidents' Atlantic Conference Championship since 1972. Included in his many coaching accomplishments was the development of Brandon Chambers, who was a two-time All-American, the South-Region Co-Offensive Player of the Year, and a three time All-PAC honoree.







## **Ron Zeiber**

### ***Defensive Tackles/Noseguards***

#### ***1st Season***

Ron Zeiber is entering his first season on the Albright College coaching staff. He is responsible for coaching the Defensive Tackles and Noseguards.

Zeiber began his college football career at Mansfield University where he played Fullback until a knee injury ended his playing days. In 1983 he returned to the Reading Area to complete his education at Kutztown University, and began his coaching career as an assistant at his alma mater, Reading High School. After five years at Reading High School, Zeiber took an assistant coaching job at Exeter High School and was a part of Exeter's 1988 Berks Championship Team.

Following his stint at Exeter, Coach Zeiber moved on to coach the offensive and defensive backs at Central Dauphin High school. He then returned to Exeter as the school's head coach in 1993 and led the Exeter Eagles to a Berks Championship in 1998 and the schools first playoff appearances in 1998 and 1999.

His peers honored Zeiber for his success by naming him Berks Coach of the Year in 1998. In 2002, Zeiber accepted the head-coaching job at Boyertown High School and by 2006 led Boyertown to its first ever Pioneer Athletic Conference championship and the first playoff appearance in the school's history.

Zeiber brings 24 years of football coaching experience to Albright and says he is excited about being a part of such a historic and successful program. He is a 1980 Reading High School graduate. He is currently teaching social studies at Boyertown High School.

He and his wife Laurie have a 17-year-old son, Ronnie, and a 15-year-old daughter, Hanna.



## **Rajinderpal Sandher**

### ***Student-Assistant***

#### ***1st Season***

Rajinderpal Sandher enters his first season as a Student-Assistant coach with the Albright College Football team. Sandher who was a three year member with the Lions saw action in 8 games in '07, earning a combined 10 catches for 91 total yards with one touchdown.

Throughout his career Sandher was a valuable member of the Red and White roster. In the 2007 season opener against Salisbury University, Sandher recorded a career best 7 catches for 59 yards against the Seagulls. He capped off that game with his first touchdown of the season as well.

A 2007 recipient of the Middle Atlantic Conference Sportsmanship Award and the Albright College Football RYFP Award, Sandher graduated from AC in June with a degree in Senior Business and Psychology.





# ALBRIGHT

## FOOTBALL

### 2008 ALPHABETICAL ROSTER

Name	Cl.	Pos.	Ht.	Wt.	Hometown/High School
Zafir Ahmad	So.	OLB	5'8"	206	Elkins Park, PA/Cheltenham
Keith Allen	Sr.	WR	5'11"	195	Audubon Park, NJ/Audubon
William Alston	So.	WR	5'8"	160	Mays Landing, NJ/St. Joseph's
Jason Aviola	Fr.	OLB	5'9"	200	Newark, DE/St. Marks
Joseph Baciotti	Jr.	OLB	5'9"	175	Lancaster, PA/Manheim Township
Josh Bakala	Fr.	WR	6'1"	180	Keansburg, NJ/Keansburg
Darren Barnett	Fr.	ILB	5'10"	210	Farmingdale, NJ/Colts Neck
Rashad Bates	Fr.	OLB	5'11"	180	Vineland, NJ/Vineland
Justin Bauman	So.	DL	5'10"	236	Wyomissing, PA/Wyomissing
Mark Bergery	Fr.	WR	5'9"	170	Jackson, NJ/Jackson Memorial
Josh Bernat	Sr.	WR	6'1"	194	Spring City, PA/Spring-Ford
Brendan Breshnahan	Jr.	OLB	6'0"	192	Lancaster, PA/Lancaster Catholic
Steve Brightbill	r-Jr.	WR	5'11"	190	Lebanon, PA/Cedar Crest
Keith Bruno	Fr.	OLB	5'11"	200	Brick, NJ/Brick Memorial
Matthew Buckheit	Fr.	QB	5'9"	175	Lindenhurst, NY/Lindenhurst
Adam Burkart	Jr.	OL	6'2"	262	Laureldale, PA/Muhlenberg
James Butler	Jr.	ILB	6'1"	215	Telford, PA/Telford
Sean Caldwell Jr.	Fr.	WR	6'3"	185	Bayonne, NJ/Bayonne
Joe Campano	Fr.	OL	6'5"	310	Little Egg Harbor, NJ/Holy Spirit
Adam Carey	Fr.	WR	5'11"	175	Toms River, NJ/Toms River North
Andrew Castano	So.	ILB	5'11"	205	Staten Island, NY/Moore Catholic
Mike Cattolico	Fr.	QB	6'2"	215	Richboro, PA/Archbishop Wood
Ivan Cerkez	So.	TE	6'5"	228	Mechanicsville, MD/Chopticon
Matt Christ*	r-Sr.	DB	6'0"	190	Birdsboro, PA/Reading Central Catholic
Chris Ciccone	Fr.	OLB	6'1"	185	Drexel Hill, PA/Upper Darby
Daniel Cieniewicz	Fr.	DE	6'3"	215	Leesport, PA/Schuylkill Valley
Shawn Clark	Jr.	OL	6'1"	264	Middletown, PA/Middletown
Jose Correa	Fr.	OLB	5'10"	200	New Milford, NJ/West Milford
James Curtis	Fr.	OC	6'0"	240	Forestville, MD/Forestville
Steven Davis	Jr.	WR	6'2"	192	East Brunswick, NJ/East Brunswick
Yanni Davis	Fr.	WR	6'2"	170	District Heights, MD/Suitland
Troy Deceuster	Fr.	OL	6'0"	300	Laurence Harbor, NJ/St. Peter's College
Therron Deets	Sr.	OL	6'0"	286	Birdsboro, PA/Daniel Boone
Nelson Delgado	Fr.	FB	5'10"	215	Bayonne, NJ/Bayonne
Brian Dolan	Fr.	ILB	5'10"	210	Bridgewater, NJ/Bridgewater Raritan
Ryan Dolan	Fr.	TB	5'11"	185	Toms River, NJ/Toms River East
Garrett Doman	Fr.	CB	6'0"	180	Upper Holland, PA/Council Rock South
Travis Dresch	Fr.	TB	5'9"	175	Lebanon, PA/Northern Lebanon
Tyrell Drumgo	Jr.	FB	6'0"	252	Newark, DE/Christiana
Dan Duddy	So.	RB	6'0"	194	Toms River, NJ/Central Regional
Thomas Dugan	Fr.	OL	6'2"	215	Drexel Hill, PA/Upper Darby
Dan Emmons	Fr.	ILB	6'0"	210	Fairless Hills, PA/Pennsbury
Sean Fillmore	So.	WR	6'0"	202	Manahawkin, NJ/Southern Regional
Andre Ford	Fr.	WR	6'0"	165	Lawrenceville, NJ/Peddie School



<b>Name</b>	<b>Cl.</b>	<b>Pos.</b>	<b>Ht.</b>	<b>Wt.</b>	<b>Hometown/High School</b>
Brett Gaul	Jr.	DB	6'1"	171	Leesport, PA/Schuylkill Valley
Bennie Gibson	Fr.	CB	5'11"	175	South Plainfield, NJ/South Plainfield
Jordan Gilbert	Fr.	DE	6'7"	210	Pittsgrove, NJ/Schalick
Paul Gilinger	Sr.	OL	5'8"	237	Collegeville, PA/Spring-Ford
Ryan Gonzalez	Fr.	OLB	6'0"	200	Miami, FL/Miami Sunset
Nicholas Goodling	So.	LB	5'9"	223	Lancaster, PA/Conestoga Valley
John Gorman	Sr.	OL	6'3"	252	Ardley, PA/Bishop McDevitt
Tymere Grant	Fr.	OL	6'0"	250	Newark, DE/Dickinson
Stuart Grogan	Fr.	OL	6'2"	245	Upper Darby, PA/Upper Darby
Rick Guerrieri	Fr.	OLB	5'10"	190	Ventnor, NJ/Holy Spirit
Jasmin Hajdarevic	Fr.	DE	6'2"	240	Carlisle, PA/Carlisle
Francis Hall	Fr.	DE	6'2"	230	Harrisburg, PA/Lower Dauphin
Joshua Hare	So.	DB	5'11"	172	Felton, PA/Kennard-Dale
David Harig	Jr.	OLB	6'1"	199	Glen Burnie, MD/Calvert Hill
Robert Harper	Jr.	OLB	6'2"	212	Sewell, NJ/Paul VI
Andy Hettinger	So.	OL	6'2"	242	Sinking Spring, PA/Wilson
AJ Hill	Jr.	WR	6'4"	193	West Keansburg, NJ/Raritan
Josan Holmes	Fr.	TB	5'8"	165	Ambler, PA/Wissahickon
Chris Hopkinson	Jr.	TE	6'2"	205	Douglasville, PA/Daniel Boone
Taylor Howes	Fr.	OL	6'3"	250	Freehold, NJ/Colts Neck High
Rusty Hughes	So.	DE	6'1"	229	Chambersburg, PA/James Buchanon
Matt Ingber	Fr.	TE	6'3"	215	Galloway, NJ/Absagami
Justin Ivey	Fr.	OL	6'0"	220	Philadelphia, PA/Central
Corey Johnson	Fr.	WR	6'1"	175	Hamilton, NJ/Hamilton East
Jermaine Johnson	Fr.	CB	5'7"	155	Forestville, MD/Suitland
Gavin Jones	Fr.	OL	6'1"	235	New Britain, PA/Central Bucks West
Kevin Keenan Jr.	So.	DL	5'10"	312	Philadelphia, PA/Father Judge
Kyle Keller	Fr.	FB	6'1"	190	Denver, PA/Cocalico
Tanner Kelly	r-Jr.	QB	6'4"	221	Clearfield, PA/Clearfield
Darryl Kerstetter	Fr.	QB	6'2"	215	Millersburg, PA/Millersburg
Andrew Kibler*	Jr.	ILB	6'1"	197	Freeland, MD/Calvert Hill
Chris Kovensky	Sr.	DB	6'0"	160	Holidaysburg, PA/Holidaysburg
Carven Kromah	Fr.	WR	6'0"	190	Bladensburg, MD/Parkdale
JP Lacey	Fr.	WR	6'4"	190	Churchville, MD/C. Milton Wright
Justin Lane	Jr.	DB	5'10"	171	Fawn Grove, PA/Kennard-Dale
Cliff LeGrand	Fr.	TB	5'9"	164	Prince Frederick, MD/Huntingtown
Josh Leva	Fr.	FS	6'1"	180	Huntingdon Valley, PA/William Tennant
Michael Limoli	So.	DE	5'11"	201	Pittstown, NJ/Delaware Valley Regional
Jantzen Linn	Jr.	RB	5'9"	170	Reading, PA/Muhlenberg
Jonathan Linn	Jr.	DE	5'10"	214	Harrisburg, PA/Central Dauphin
Nathaniel Linn	Jr.	DL	5'11"	231	Harrisburg, PA/Central Dauphin
Jim Louro	Fr.	FS	5'11"	175	Wall, NJ/Wall
Frank Maggio	Fr.	DE	6'0"	225	West Long Beach, NJ/Shore Regional
Robert Mancinelli	So.	OLB	5'11"	192	Absecon, NJ/Holy Spirit
Jared Martz	Fr.	K	5'11"	170	Douglasville, PA/Daniel Boone
James Mauncele	Jr.	ILB	5'8"	181	Bayville, NJ/Kean University (NJ)
Ryan Mays	Fr.	CB	5'7"	150	Reisterstown, MD/Franklin
Ryan McAdams	Jr.	OLB	5'10"	185	Philadelphia, PA/Roman Catholic
Mike McCall	Sr.	TE	6'1"	211	Drexel Hill, PA/Monsignor Bonner
Patrick McCarthy	So.	OL	6'0"	215	Wayne, PA/St. Joseph Prep.
Kevin McGuigan	Fr.	FS	5'8"	165	Northfield, NJ/Mainland
Andrew McHale	Fr.	TB	5'10"	188	Philadelphia, PA/Father Judge
Trevor McMullen	So.	DE	6'1"	210	Pottstown, PA/Owen J. Roberts
Chris Meccariello	Jr.	DE	6'1"	214	Audubon, NJ/Audubon
Brian Mills	Fr.	WR	5'10"	165	Lawrenceville, NJ/Lawrence





<b>Name</b>	<b>Cl.</b>	<b>Pos.</b>	<b>Ht.</b>	<b>Wt.</b>	<b>Hometown/High School</b>
Eddie Mitchem	So.	DL	5'11"	275	New Oxford, PA/New Oxford
Brooks Mitzkewich	Fr.	P	6'1"	185	Frenchtown, NJ/Delaware Valley
James Morrissey	Fr.	OL	6'0"	235	Bloomington, NJ/Butler
Paul Muller	Fr.	DT	6'2"	265	Belford, NJ/Middletown North
Sean Murray	So.	OL	6'1"	308	Holmes, PA/Cardinal O'Hara
Glenn Nielson	r-So.	WR	6'0"	197	Harrisburg, PA/Central Dauphin
Scott O'Brien	So.	DE	6'0"	197	New Oxford, PA/New Oxford
Matt Odenwalt	So.	OL	6'6"	351	Willow Street, PA/Lancaster Catholic
Ryan Ott	Fr.	ILB	6'0"	205	Waldwick, NJ/Waldwick
Akeen Perry	Fr.	TB	5'9"	180	Alexandria, VA/Edison
Bryan Pfingst	Fr.	DT	6'1"	235	Riegelsville, PA/Delaware Valley
Scott Pillar	Fr.	WR	6'1"	170	Keansburg, NJ/Keansburg
Jeremiah Prophet	Fr.	QB	6'1"	180	Silverspring, MD/Blake
Chris Rae	Fr.	DT	5'10"	265	Jackson, NJ/Jackson Memorial
Josh Rebello	Sr.	RB	5'8"	232	Friendsville, PA/Seton Catholic
Bob Reed	Fr.	OL	6'4"	270	Wall, NJ/Wall
Michael Reed	Fr.	CB	5'8"	155	Baltimore, MD/Woodlawn
Marty Reinhardt	Fr.	FB	5'10"	225	Oxford, PA/Oxford Area
Michael Rice	Fr.	OLB	6'0"	185	Bridgewater, NJ/Bridgewater Raritan
Antonio Robinson	Sr.	OL	6'1"	406	Landover, MD/Bladenburg
Rion Robinson	Fr.	DT	6'0"	260	Lanham, MD/DeMatha Catholic
Nate Romig	Jr.	RB	5'11"	193	Birdsboro, PA/Daniel Boone
Duane Rowlette	Fr.	FS	6'0"	175	Hanover, PA/Southwestern
Joe Rybicki	Sr.	OLB	5'6"	169	Huntingdon Valley, PA/Lower Moreland
Jack Sayer	Jr.	DL	6'2"	298	Blandon, PA/Fleetwood
CJ Schaefer	Fr.	FS	6'3"	185	Bristol, PA/Harry Truman
Chris Schannauer	So.	OL	6'1"	281	Reinholds, PA/Conrad Weiser
Justin Schlotterback	Fr.	OL	6'1"	245	Landenberg, PA/Salesianum
Andy Scott	So.	OL	6'2"	235	Birdsboro, PA/Reading Central
Nick Shackelford	Fr.	ILB	6'0"	210	Crofton, MD/Archbishop Spalding
Josh Shields	Fr.	K	5'10"	185	Wall Township, NJ/Wall Township
Gregory Signorile	Fr.	ILB	5'10"	205	Mount Saint, NY/Mount Saint
Deveon Smith	Fr.	TB	5'6"	165	New Castle, DE/Caravel Academy
Kyle Smith	Fr.	DE	6'1"	215	South Plainfield, NJ/South Plainfield
Patrick Subers	Jr.	QB	6'0"	183	Nottingham, PA/Bishop Shanahan
Sean Sullivan	Sr.	ILB	6'0"	202	New Castle, DE/William Penn
Alvin Thomas	Fr.	DE	5'11"	230	Elkridge, MD/Long Reach
Jason Ulmer	Fr.	TB	5'11"	185	Feasterville, PA/Neshaminy
Pat Vaccaro	Fr.	OLB	5'9"	175	Long Branch, NJ/Long Branch
John Venditti	Jr.	K	5'6"	144	Philadelphia, PA/Father Judge
Anthony Ventura	Fr.	WR	6'2"	160	Easton, PA/Wilson Area
Luke Wallace	So.	WR	5'9"	177	Cinnaminson, NJ/Holy Cross
Elvin Washington	Jr.	OL	5'11"	277	King of Prussia, PA/Upper Merion
Ryan Wells	Fr.	TB	5'10"	170	Toms River, NJ/Monsignor Donovan
John Whelan	So.	K	6'3"	165	Bridgeton, NJ/Cumberland Regional
Jamar White-Booker	Fr.	ILB	5'10"	185	East Orange, NJ/Cicely Tyson
Stephen Wickes	Fr.	ILB	5'9"	205	Newark, DE/Caravel Academy
Mike Wilbur	Fr.	TB	5'9"	175	Oceanport, NJ/Red Bank Catholic
Damien Wilmer	Fr.	FB/TE	5'11"	210	Philadelphia, PA/George Washington
Donte Winslow	Fr.	DT	5'11"	296	Capitol Heights, MD/Forestville
Austin Young	Jr.	DB	5'11"	159	Camden, NJ/Mercersburg Academy
Kevin Zinzel	Jr.	RB	5'9"	244	West Grove, PA/Avon Grove


\*-Captain



# ALBRIGHT

## FOOTBALL

### 2008 PLAYER PROFILES



#### CAPTAIN

#### Matt Christ

r-Sr. Defensive Back

6'0" - 190 lbs.


Birdsboro, PA/Reading Central Cath.

**2007 Season:** Appeared in all 11 games in his third season with the Red and White ... Earned a combined 47 solo tackles, which was the team high, while also contributing on 25 other tackles, for a team best 72 tackles on the year ... Recorded a career high seven interceptions and gained a total of 91 yards throughout the season ... Named to the Commonwealth Conference Defensive All-Conference First team ... Combined for three interceptions and

	UT	AT	Total	TFL	Sacks	RF	FF	Int.
2007	47	25	72	0	0	3	2	7
2006	25	10	35	0	0	0	1	0
2005	33	15	48	0.5	0	0	0	2
Totals	105	50	155	0.5	0	3	3	9

15 yards returning on September 8th against Kean University. **2006 Season:** Saw time in eight of the 10 games played in his sophomore season with the Lions ... Finished in the top 10 on the team defensively earning 25 solo tackles and 10 assisted tackles. **2005 Season:** Played in every single contest as a freshman ... Ranked sixth on the team defensively with a total of 48 tackles ... Ended the year with a pair of interceptions as well as breaking up two opponents passes.

**Coaches' Take:** "Quarterback of our defense, one of the greatest football players I have ever been around, makes calls on the defensive side, great player maker, makes plays when we need them the most."



#### CAPTAIN

#### Andrew Kibler

Jr. Inside Linebacker

6'1" - 197 lbs.

Freeland, MD/Calvert Hall

**2007 Season:** Played in all 11 contests in his second season with the Lions ... Combined for 67 tackles on the year while also earning one interception and two forced fumbles ... Earned a season high 12 tackles (10 solo two ast) in the conference game against Delaware Valley on November 10th. **2006 Season:** Saw time in nine of the 10 games played in his rookie season with Albright College ... Finished fourth on the team in tackles with 45 (23 solo 22 ast) ... Managed to break up two of the oppositions passes ...

	UT	AT	Total	TFL	Sacks	RF	FF	Int.
2007	38	29	67	5.5	0	0	2	1
2006	23	22	45	4.5	0	0	0	0
Totals	61	51	112	10	0	0	2	1

Recorded a total of nine tackles (5 solo 4 ast) against Wilkes University on October 28th. **Coaches' Take:** "One of the most physical players on the team. Provides great leadership and has an outstanding work ethic."





## Josh Bernat

Sr. Wide Receiver

6'1" - 194 lbs.

Spring City, PA/Spring-Ford

**2007 Season:** Appeared in 3 games in his second season with the program ... Managed one tackle on the year. **2006 Season:** Totaled 11 yards of offense throughout the course of his sophomore season with the Red and White. **Coaches' Take:** "We look for Josh to contribute this season. He moved from the defense part way into the season last year. He has picked up the offense well and is expected to battle for playing time this season."

	No.	Yds.	Avg.	Lg.	TD
2007	0	0	0	0	0
2006	2	11	5.5	9	0
Totals	2	11	5.5	9	0



## Therron Deets

Sr. Offensive Line

6'0" - 286 lbs.

Birdsboro, PA/Daniel Boone

**2007 Season:** Played in all 11 contests for the Red and White in his junior year at center ... Middle Atlantic Second Team All-Conference selection. **2006 Season:** Started all 10 games at left guard ... Totaled one catch for 11 yards in his second season with the program. **Coaches' Take:** "Theron is the leader up front, the brains and the glue that holds the group together. The coaching staff are expecting big things from him in '08."




## Paul Gilinger

Sr. Offensive Line

5'8" - 237 lbs

Collegeville, PA/Spring-Ford

**2007 Season:** Started all 11 games for Albright on offensive line. **2006 Season:** Played in three contests and made his first collegiate appearance in the season opener against Ursinus. **Coaches' Take:** "Paul is a fierce competitor. He is very aggressive and is an intelligent player. The coaching staff will be looking for big things from him throughout this upcoming season."



## John Gorman

Sr. Offensive Line

6'3" - 252 lbs.

Ardasley, PA/Bishop McDevitt

**2007 Season:** One of the team's top lineman ... Started all 11 contests for the Red and White. **2006 Season:** Started nine of the 10 games played. **Coaches' Take:** "John returns for his senior year this season, and will be essential to the team's success at the right guard. His tremendous feet and athletic ability make him a stand out player. The coaches are expecting him to become a much stronger run blocker, which will allow him to become a complete player."







## A.J. Hill

Sr. Wide Receiver

6'4" - 193 lbs.

West Keansburg, NJ/Raritan

**2007 Season:** Played in seven games in his junior season with the Red and White. **2006 Season:** Caught his first collegiate pass in the September 30th game against Juniata ... Blocked an extra point attempt on September 9th against Ursinus. **2005**

Made his first collegiate appearance in the Widener University game. **Coaches' Take:** "Did a real nice job this spring. A real big tall kid, who has good hands and can run good routes. We will be expecting big things from him in his senior year."

	No.	Yds.	Avg.	Lg.	TD
2007	0	0	0.0	0	0
2006	1	30	30.0	0	0
2005	0	0	0.0	0	0
Totals	1	30	30.0	0	0



## Chris Hopkinson

Sr. Tight End

6'2" - 205 lbs.

Douglassville, PA/Daniel Boone

**2006 Season:** Made his first collegiate appearance against Wilkes University. **Coaches' Take:** "Returns this season as a backup tight end. Has continued to show improvement throughout his career, and will look to battle for playing time in this upcoming season."



## Chris Kovensky

Sr. Defensive Back

5'9" - 175 lbs.

Lancaster, PA/Manheim Township

**2007 Season:** Appeared in six games in his second season with the Lions. Totaled two tackles, one recovered fumble, and one forced fumble. **2006 Season:** Made his first collegiate appearance against FDU-Florham. **Coaches' Take:** "Chris has shown much growth and development throughout his career and the same should be for his senior year."

	UT	AT	Total	TFL	Sacks	RF	FF	Int.
2007	1	1	2	0.0	0	1	1	0
2006	0	0	0	0.0	0	0	0	0
Totals	1	1	2	0.0	0	1	1	0



## Mike McCall

Sr. Tight End

6'1" - 211 lbs.

Drexel Hill, PA/Monsignor Bonner

**2007 Season:** Stepped onto the field in 10 of the 11 games played last season ... Totaled four catches throughout the year for 28 yards receiving ... Earned a career best 14 yard reception on October 27th against conference rival Lebanon Valley College.

**2006 Season:** Made his first collegiate grab against Wilkes University on October 30th. **Coaches' Take:** "Mike did a great job last season. He is a very intelligent and athletic. Demonstrated that he is a very capable receiver from the tight end position. As Mike continues to get stronger and become a run blocker his best playing days are in front of him."

	No.	Yds.	Avg.	Lg.	TD
2007	4	28	7.0	14	0
2006	1	1	1.0	1	0
2005	0	0	0.0	0	0
Totals	5	29	5.8	19	0





## Josh Rebello

Sr. Fullback

5'8" - 232 lbs.

Friendsville, PA/Seton Catholic

**2007 Season:** Earned a pair of assisted tackles in two games played last season for the Red and White.

**Coaches' Take:** Moved from

linebacker to fullback this spring and really caught on quickly. I expect he will work for playing time in 2008."

	UT	AT	Total	TFL	Sacks	RF	FF	Int.
2007	0	2	2	0.0	0	0	0	0
Totals	0	2	2	0.0	0	0	0	0



## Antonio Robinson

Sr. Offensive Line

6'1" - 406 lbs

Landover, MD/Bladenburg

**2007 Season:** Played in a total of three games in his third season with Albright. **2006 Season:**

Made his first collegiate appearance in his sophomore year. **Coaches' Take:** "Hard worker, who has continued to develop throughout his career. Will help add depth to the offensive line this season."



## Joe Rybicki

Sr. Outside Linebacker

5'6" - 169 lbs.

Huntingdon Valley, PA/Lower Moreland

**2007 Season:** Appeared in eight of the 11 games played in his junior season ... Recorded a total of 6

tackles. **2006 Season:** Earned

playing time in seven games ... Pulled down a combined seven opponents at the outside linebacker position. **Coaches' Take:** "Joe is a physical player who will be another crucial asset to this year's team."

	UT	AT	Total	TFL	Sacks	RF	FF	Int.
2007	4	2	6	0.0	0	0	0	0
2006	4	3	7	0.0	0	0	0	0
Totals	8	5	13	0.0	0	0	0	0



## Sean Sullivan

Sr. Inside Linebacker

6'0" - 202 lbs.

New Castle, DE/William Penn

**2007 Season:** Appeared in all 11 games for the Red and White ...

Ranked tied for first on the team in

tackles with 72 ... Tallied one forced fumble and one sack. **Coaches' Take:** "Did not compete in the spring season due to injuries. Has worked very hard in the off season to come back this fall, should make a huge impact whenever he is on the field."

	UT	AT	Total	TFL	Sacks	RF	FF	Int.
2007	40	32	72	4.0	1	0	1	0
Totals	40	32	72	4.0	1	0	1	0





## Steve Brightbill

r-Jr. Wide Receiver

5'11" - 190 lbs.


Lebanon, PA/Cedar Crest

**2007 Season:** Played in six games in his second season with the Lions ... Brought down two players on

his own, and assisted on four other tackles. **2006 Season:** Made the jump from wide receiver to defensive back ... Then moved

to safety in week seven ... Closed out the year with nine tackles ... Recorded a career best five tackles against Lebanon Valley College on November 11th. **Coaches' Take:** "Steve is a tough competitor, and will look to battle for playing time in this upcoming season."

	UT	AT	Total	TFL	Sacks	RF	FF	Int.
2007	2	4	6	0.5	0	0	0	0
2006	6	3	9	0.0	0	0	0	0
Totals	8	7	15	0.5	0	0	0	0



## Tanner Kelly

r-Jr. Quarterback

6'4" - 221 lbs.

Clearfield, PA/Clearfield

RUSHING						PASSING								
	Att.	Yds.	Avg.	Lg.	TD		Att.	Comp	Pct.	Yds.	TD	Int.	Lg.	Avg./G
2007	139	128	0.9	26	3	2007	326	217	66.6	2716	25	9	83	246.9
2006	64	234	3.7	51	2	2006	262	167	63.7	2075	19	6	74	230.6
Totals	203	362	1.8	77	5	Totals	588	384	65.3	4791	44	15	157	228.1

**2007 Season:** Middle Atlantic Conference Offensive Player of the Year ... First Team All-Conference selection at quarterback ... Second Team All-Conference honoree as a punter ... Ranked seventh in the nation in passing efficiency with 156.3 ... Led the conference in a variety of categories including total offense, passing average per game, and passing efficiency ... Ranked

fourth all-time in career passing yards with 4,791 ... Threw a career high 83 yard pass against King's College (PA) on October 13th. **2006 Season:** Middle Atlantic Conference Rookie of the Year ... Appeared in 9 of the 10 games played in his first season with the Red and White ... Threw for over 2,000 yards ... Compiled a total of 19 touchdowns passing, while rushing in 2 touchdowns of his own ... Rushed for a career best 51 yards at Lycoming College on November 4th.

**Coaches' Take:** "Tanner had a great year (2007) as a fulltime starter in a brand new offense. He put up some impressive numbers nationally and we are expecting big things from him this season."



## Joseph Baciotti

Jr. Outside Linebacker

5'9" - 175 lbs.


Lancaster, PA/Manheim Township

**2007 Season:** Played in all 11 games ... Finished in the top 10 on the team in tackles with 34 ... Tallied two interceptions and combined for

58 yards returning ... Broke up three of the oppositions pass attempts ... Recovered one fumble.

**2006 Season:** Saw time in all 10 games in his rookie season with the Lions ... Combined for 14 tackles throughout the course of the year. **Coaches' Take:** "Joe is an intelligent player, who always manages to be at the right spot at the right time."

	UT	AT	Total	TFL	Sacks	RF	FF	Int.
2007	19	15	34	0.0	0	1	0	2
2006	10	4	14	1.0	0	0	0	0
Totals	29	19	48	1.0	0	1	0	2



## Brendan Breshnahan

Jr. Outside Linebacker

6'0" - 192 lbs.

Lancaster, PA/Lancaster Catholic

**2007 Season:** Stepped on the field in all 11 games for Albright Football ... Brought down 19 players throughout the year on his own, while also assisting on 15 other plays ... Tallied a total of seven solo tackles and two assisted tackles

against Delaware Valley College on November 10th. **2006 Season:** Led the team defensively earning a combined 61 tackles on the year ... Managed one interception with a return of 13 yards ... Recorded a career high 6 solo tackles in the 42-35 win over Lycoming on November 4th.

**Coaches' Take:** "Brendan has worked very hard in the off season following an injury in the spring. He has spent this whole summer improving and will be ready to go come the start of season."

	UT	AT	Total	TFL	Sacks	RF	FF	Int.
2007	19	15	33	1.0	0	0	1	0
2006	30	31	61	0.5	0	0	0	0
Totals	48	46	94	1.5	0	0	1	0







## Adam Burkart

Jr. Offensive Line

6'2" - 262 lbs.

Laureldale, PA/Muhlenberg

**2007 Season:** Played in two games last season for the Red and White. **2006 Season:** Made his first collegiate appearance in the Lions uniform on September 30th against Juniata. **Coaches' Take:** "Adam has really grown better then any player in terms of climbing the depth chart. With such a strong spring season, the coaches will look for him to compete for time at the center position."



## Brett Gaul

Jr. Defensive Back

6'1" - 171 lbs.


Leesport, PA/Schuylkill Valley

**2007 Season:** Closed out his second season with the Lions having played in all 11 contests ... Ranked fourth on the team in tackles with

	UT	AT	Total	TFL	Sacks	RF	FF	Int.
2007	46	12	58	3.0	0	0	0	4
2006	32	11	43	0.0	0	0	0	0
Totals	78	23	101	3.0	0	0	0	4

58 ... Accumulated 4 interceptions throughout the year ... Responsible for breaking up 4 of the oppositions pass attempts. **2006 Season:** Played in nine of the 10 games in his rookie year ... Finished fifth on the team defensively with 43 tackles ... Broke up 4 passes and blocked 3 kicks.

**Coaches' Take:** "Brett is a silent leader that leads by example and does everything the right way. He is athletic, aggressive, physical, and is capable of making big plays in critical situations."



## David Harig

Jr. Outside Linebacker


6'1" - 199 lbs.

Glen Burnie, MD/Calvert Hall

**2007 Season:** Appeared in 9 games last season for Albright ... Ended the year with 16 tackles ...

	UT	AT	Total	TFL	Sacks	RF	FF	Int.
2007	10	6	16	0.0	0	0	0	0
2006	15	9	24	0.0	0	0	0	1
Totals	25	15	40	0.0	0	0	0	1

Managed a season high three solo tackles against King's College (PA) on October 13th. **2006 Season:** Played in every game except one in his rookie season ... Had a total of 24 tackles on the year ... Broke up 2 passes ... Recorded his first career interception on October 21st against FDU-Florham. **Coaches' Take:** "David is one of the most improved players on the team. We moved him from free safety to rover and he did a great job for us."



## Robert Harper

Jr. Outside Linebacker

6'2" - 212 lbs.

Sewell, NJ/Paul VI

DEFENSIVE STATISTICS									RECEIVING				
	UT	AT	Total	TFL	Sacks	RF	FF	Int.	No.	Yds.	Avg.	Lg.	TD
2007	21	26	47	3.0	0.5	0	1	3	5	20	4.0	18	0
Totals	21	26	47	3.0	0.5	0	1	3	5	20	4.0	18	0

**2007 Season:** Played in all 11 games for the Lions ... Made the jump from offense to defense finishing fifth on the team defensively with 47 tackles ... Accumulated three interceptions the first of which was recorded against Kean University (NJ) ... Broke up four of the oppositions passes, and also forced one fumble. **2006 Season:** Appeared in all 10 games on the offensive side of the ball in his rookie year ... Combined for five catches on the season earning a total of 20 yards

of offense ... Made two catches for a total of 18 yards against Widener University on October 7th. **Coaches' Take:** "Robert was able to make the jump from the offense to defense very well. He has good football speed which allows him to make those key plays."





## Justin Lane

Jr. Defensive Back


5'10" - 171 lbs.

Fawn Grove, PA/Kennard-Dale

**2007 Season:** Appeared in one contest last season for the Red and White ... Tallied one tackle in that game. **2006 Season:** Saw time in

eight of the 10 games played in his first season with the Lions ... Recovered a fumble in his first collegiate start against FDU-Florham. **Coaches' Take:** "Justin has continued to work hard and improve himself. The coaching staff will be looking for big things from him this season."

	UT	AT	Total	TFL	Sacks	RF	FF	Int.
2007	1	0	1	0.0	0	0	0	0
2006	5	2	7	0.0	0	1	0	0
Totals	6	2	8	0.0	0	1	0	0



## Jantzen Linn

Jr. Running Back

5'9" - 170 lbs.

Reading, PA/Muhlenberg

**2007 Season:** Played in all but one game last year for Albright ... Averaged 11.3 yards per game ranking him tied for third in that category ... Scored his first career touchdown against Shenandoah University ... Rushed

for a career best 47 yards against Kean University on September 8th. **2006 Season:** Made his first collegiate appearance in the season opener against Salisbury University. **Coaches' Take:** "Jantzen did a great job last year as a back-up. The coaches are expecting more from him this season with pass protection, which will enable him to get himself on the field in passing situations."

	Att.	Yds.	Avg.	Lg.	TD
2007	32	113	3.5	13	1
2006	1	4	4.0	4	0
Totals	33	117	3.5	17	1



## Jonathan Linn

Jr. Defensive End

5'10" - 214 lbs.

Harrisburg, PA/Central Dauphin East

**2007 Season:** Finished his second season with the Lions having played in all 11 games ... Recorded a career high 33 tackles ... Recovered

two fumbles during the season ... Managed a total of six tackles (three solo, three assisted) against FDU-Florham. **2006 Season:** Earned playing time in five of the 10 games played in his rookie year ... Tallied a career best seven tackles in a single game against Lycoming College, which included his first career sack. **Coaches' Take:** "Jonathan is a very athletic and coachable player, who had a great spring season. Expect him to earn a job at anchor position."

	UT	AT	Total	TFL	Sacks	RF	FF	Int.
2007	17	16	33	6.0	0.0	2	0	0
2006	8	9	17	1.5	1.0	0	0	0
Totals	25	25	50	7.5	1.0	2	0	0



## Nathaniel Linn

Jr. Defensive Line

5'11" - 231 lbs.


Harrisburg, PA/Central Dauphin

**2007 Season:** Appeared in a total of six games in his sophomore year with the Red and White ... Recorded

his first collegiate tackle against Shenandoah University on September 15th. **Coaches' Take:** "Nathaniel worked this past spring at the three tech position. The coaches expect him to battle for playing time this season."

	UT	AT	Total	TFL	Sacks	RF	FF	Int.
2007	2	2	4	0.0	0	0	0	0
Totals	2	2	4	0.0	0	0	0	0





## Ryan McAdams

Jr. Outside Linebacker 5'10" - 185 lbs.

Philadelphia, PA/Roman Catholic

**2007 Season:** Recorded time in all 11 games played last season ... Combined for 21 tackles on the year

	UT	AT	Total	TFL	Sacks	RF	FF	Int.
2007	13	8	21	1.0	1	0	0	0
Totals	13	8	21	1.0	1	0	0	0

which included one sack and one tackle for a loss. **Coaches' Take:** "Ryan is an aggressive linebacker who will add depth to this year's roster."



## Chris Meccariello


Jr. Defensive End

6'1" - 214 lbs.

Audubon, NJ/Audubon

**2007 Season:** Stepped on the field in a total of three games in his second season at Albright.

**2006 Season:** Made his first collegiate appearance against King's College (PA) ... Played in a total of four games in his rookie season. **Coaches' Take:** "Chris earned playing time in 2007, which he then followed up with a strong spring season."



## Nate Romig


Jr. Running Back

5'11" - 193 lbs.

Birdsboro, PA/Daniel Boone

RUSHING						RECEIVING					
	Att.	Yds.	Avg.	Lg.	TD		No.	Yds.	Avg.	Lg.	TD
2007	167	582	52.9	61	4	2007	52	709	64.5	75	10
2006	8	42	4.2	12	0	2006	42	674	67.4	74	5
Totals	175	624	29.7	61	4	Totals	94	1383	65.9	75	15
KICK RETURNS						PUNT RETURNS					
	No.	Yds.	Avg.	Lg.	TD		No.	Yds.	Avg.	Lg.	TD
2007	24	521	47.4	90	1	2007	0	0	0.0	0	0
2006	19	444	44.4	96	1	2006	1	3	0.3	0	0
Totals	43	965	46.0	96	2	Totals	1	3	0.1	0	0

**2007 Season:** Played in all 11 games in his sophomore season with the Lions ... Averaged a 164.7 yards of all purpose offense ... Found the endzone a total of 15 times throughout the course of the year ... Named Middle Atlantic Conference Offensive Player of the Week once ... Second Team All-Conference selection ... Recorded career high numbers in both rushing and receiving. **2006 Season:** Saw time in all 10 games in his rookie season ... Rushed for a total of 42 yards on the season ... Earned a total of 42 catches for 674 yards ... Recorded a career best 96 yard kick return for a touchdown against conference rival Lycoming College. **Coaches' Take:** "Nate is a versatile and explosive player who showed that he was capable of making the swith from running back to wide receiver and succeed. Fans can definitely look for him to make things happen when he has the ball and open space to run."



## Jack Sayer

Jr. Defensive Line

6'2" - 298 lbs.

Blandon, PA/Fleetwood


**2007 Season:** Played in 11 games for the Lions ... Finished out the year with 10 tackles ... Managed to two tackles for a loss of yardage.

	UT	AT	Total	TFL	Sacks	RF	FF	Int.
2007	7	3	10	2.0	1.0	0	0	0
2006	3	0	3	1.0	0.0	0	0	0
Totals	10	3	13	3.0	1.0	0	0	0

**2006 Season:** Appeared in four games in his first year at Albright ... Recorded his first tackle against King's College (PA). **Coaches' Take:** "Jack is a big strong kid. He is extremely physical and is a very aggressive and talented player."







## Patrick Subers


Jr. Quarterback

6'0" - 183 lbs.

Nottingham, PA/Bishop Shanahan

RUSHING						PASSING								
	Att.	Yds.	Avg.	Lg.	TD		Att.	Comp	Pct.	Yds.	TD	Int.	Lg.	Avg./G
2007	2	8	4.0	13	0	2007	8	3	37.5	26	0	0	16	8.7
Totals	2	8	4.0	13	0	Totals	8	3	37.5	26	0	0	16	8.7

**2007 Season:** Took the snap in three games last season ... Passed for 26 total yards ... Averaged 4.0 yards on two carries. **Coaches' Take:** "Pat did an outstanding job as a back-up. He has an act for making plays, and if something were to happen I would have no problem putting him in there. Athletically he brings alot of things to the table. I (Coach Marzka) am excited to see what Pat can do this year."



## Elvin Washington

Jr. Offensive Line

5'11" - 277 lbs.

King of Prussia, PA/Upper Merion

**2007 Season:** Started all 11 games for the Lions in his sophomore year. **2006 Season:** Made his first collegiate appearance against Juniata College on September 30th. **Coaches' Take:** "Elvin was a guy that was a defensive player his whole life. We moved him to the offensive line, back in the fall of '07. He took to the change very well and continued to improve in the spring."



## Austin Young

Jr. Defensive Back

5'11" - 159 lbs.

Camden, NJ/Mercersburg Academy

**2007 Season:** Played in all 11 games last year for Albright ... Closed out the year with 24 tackles ... Broke up two of the oppositions

	UT	AT	Total	TFL	Sacks	RF	FF	Int.
2007	18	6	24	0.0	0	0	0	0
2006	1	0	1	0.0	0	0	0	0
Totals	19	6	25	0.0	0	0	0	0

pass attempts ... Recorded a career best seven tackles against Widener University. **2006 Season:** Appeared in his first game in the Red and White on September 23rd against King's College (PA). **Coaches' Take:** "Austin returns this season having started a couple of games for us last year. He managed to rotate in every game, and should take the full time boundary corner position this season, especially with his speed and ability to make big plays."



## Kevin Zinzel

Jr. Running Back

5'9" - 244 lbs.

West Grove, PA/Avon Grove

**2007 Season:** Saw time in nine games in his sophomore year with the Red and White ... Caught one pass for a two yard touchdown reception (his first career

	No.	Yds.	Avg.	Lg.	TD
2007	1	2	2.0	2	1
Totals	1	2	2.0	2	1

TD). **Coaches' Take:** "Kevin saw significant time in 2007. He had a couple of starts at the full-back position. Did a very good job blocking and catching the ball out of the back field."





## Glenn Nielson

r-So. Wide Receiver


6'0" - 197 lbs.

Harrisburg, PA/Central Dauphin

**2007 Season:** Made appearances in four games in his first season with the Lions ... Recorded his first collegiate catch on September 1st against Salisbury.

**Coaches' Take:** "Glenn is another player who has shown continued growth and will look to battle for playing time this season."

	No.	Yds.	Avg.	Lg.	TD
2006	1	5	1.2	5	0
<b>Totals</b>	<b>2</b>	<b>11</b>	<b>5.5</b>	<b>9</b>	<b>0</b>



## William Alston

So. Wide Receiver

5'8" - 160 lbs.

Mays Landing, NJ/St. Joseph's

KICK RETURNS						PUNT RETURNS					
	No.	Yds.	Avg.	Lg.	TD		No.	Yds.	Avg.	Lg.	TD
2007	11	158	14.4	30	0	2007	19	196	10.3	1	78
<b>Totals</b>	<b>11</b>	<b>158</b>	<b>14.4</b>	<b>30</b>	<b>0</b>	<b>Totals</b>	<b>19</b>	<b>196</b>	<b>10.3</b>	<b>1</b>	<b>78</b>

**2007 Season:** Played in all 11 games in his rookie season ... Earned a total of 196 yards on punt returns ... Totaled 158 yards on kick returns ... Returned a career best 78 yard punt return for his first collegiate touchdown against Lycoming College. **Coaches' Take:** "Will is a very explosive player who returned a punt for a touchdown last year."



## Justin Bauman

So. Defensive Line

5'10" - 236 lbs.

Wyomissing, PA/Wyomissing

**2007 Season:** Appeared in two games in his first season with the Albright Football program ... Totaled

	UT	AT	Total	TFL	Sacks	RF	FF	Int.
2007	0	3	3	0.5	0	0	0	0
<b>Totals</b>	<b>0</b>	<b>3</b>	<b>3</b>	<b>0.5</b>	<b>0</b>	<b>0</b>	<b>0</b>	<b>0</b>

three assisted tackles throughout the year. **Coaches' Take:** "Justin is a local player from Wyomissing and was an All-State player in High School. He has a great motor, always gives the coaches 110%. He has great hustle, and is very explosive."



## Dan Duddy

So. Running Back

6'0" - 194 lbs.

Toms River, NJ/Central Regional

**2007 Season:** Played in 10 of the 11 games played last season. **Coaches' Take:** "Dan returns this season as a letter winner long snapper in Division III. He has a quick release and is able to get the ball back there. Handles both long snapping for punt as well as field goals and extra points. Has proven to be an asset as a specialist."





## Nicholas Goodling

So. Defensive Line


5'9" - 223 lbs.

Lancaster, PA/Conestoga Valley

**2007 Season:** Recorded three tackles in eight games in his rookie season ... Forced his first fumble

against Lycoming College in an MAC Conference game. **Coaches' Take:** "Nicholas showed alot of growth last season and will return this year to compete for some solid playing time."

	UT	AT	Total	TFL	Sacks	RF	FF	Int.
2007	2	1	3	0.0	0	0	1	0
Totals	2	1	3	0.0	0	0	1	0



## Michael Limoli

So. Defensive End

5'11" - 201 lbs.

Pittstown, NJ/Delaware Valley Reg.

**2007 Season:** Played in nine games in his first season with the Red and White ... Brought down a

total of seven players ... Recorded one sack on the year. **Coaches' Take:** "Michael earned the weakside end position this past spring. He was a linebacker a year go, but the coaches decided to move him to defensive end about half way through the season. He is a very fast, quick, athletic player who can wreak havoc. The coaches are excited to see what he can do with a full season at this position."

	UT	AT	Total	TFL	Sacks	RF	FF	Int.
2007	4	3	7	1.0	1.0	0	0	0
Totals	4	3	7	1.0	1.0	0	0	0



## Robert Mancinelli

So. Outside Linebacker


5'11" - 192 lbs.

Absecon, NJ/Holy Spirit

**2007 Season:** Combined for six tackles in seven games last season ... Recorded two assisted tackles

against Lycoming and Montclair State. **Coaches' Take:** "Bob has tremendous athletic ability. He is an intelligent player and we are expecting big things from him this season."

	UT	AT	Total	TFL	Sacks	RF	FF	Int.
2007	2	4	6	1.0	0	0	0	0
Totals	2	4	6	1.0	0	0	0	0



## Eddie Mitchem

So. Defensive Line

5'11" - 275 lbs.

New Oxford, PA/New Oxford


**2007 Season:** Appeared in nine of the 11 games played ... Earned his first tackle as a collegiate player on

September 8th against Kean University (NJ). **Coaches' Take:** "As a freshman Eddie had a great spring season. He is a very athletic, physical player. He has a great push up the field past the line of scrimmage."

	UT	AT	Total	TFL	Sacks	RF	FF	Int.
2007	1	2	3	0.5	0	0	0	0
Totals	1	2	3	0.5	0	0	0	0







## Matt Odenwalt

So. Offensive Line

6'6" - 351 lbs.

Willow Street, PA/Lancaster Catholic

**2007 Season:** Played in seven games in his rookie season as a member of the Albright Football program. **Coaches' Take:** "Matt is a big kid who had a great spring. The coaches would love to see him get himself on the field, especially since he moves so well for a big man."




## Chris Schannauer

So. Offensive Line

6'1" - 281 lbs.

Reinholds, PA/Conrad Weiser

**2007 Season:** Started in 10 of the 11 games played as a freshman. **Coaches' Take:** "Chris is the only true freshman who started and he did a great job. Very strong physical athletic player, who has continued to learn and grow. The coaching staff is expecting huge things from him this season."



## John Whelan

So. Kicker

6'3" - 165 lbs.

Bridgeton, NJ/Cumberland Regional

**2007 Season:** Totaled 54 kickoffs in the 11 games played last season ... Led the conference in total points by a kicker with 56 (5.1 pts/g) ... Second Team All-Con

	No.	Yds.	Avg.	TB	OB
2007	54	2,601	48.2	1	3
Totals	54	2,601	48.2	1	3

ference selection. **Coaches' Take:** "John returns this season as our starting place kicker. He did a great job handling kickoffs and extra points. Has gotten stronger pound for pound added the most increase in the weightroom. The gains from lifting have translated to the field, with an increase in his range. His kickoffs/field goals range jumped big time in terms of length and strength."





# ALBRIGHT

## FOOTBALL

### 2008 OPPONENTS

## SEPTEMBER

Sat., Sept. 6	SALISBURY UNIVERSITY	6 p.m.
Fri., Sept. 12	@ Western Connecticut State University	7 p.m.
Sat., Sept. 20	SHENANDOAH UNIVERSITY!	7 p.m.

## OCTOBER

Sat., Oct. 4	FDU-Florham*&	1 p.m.
Sat., Oct. 11	@ Lycoming College*	1 p.m.
Sat., Oct. 18	KING'S COLLEGE*#	1 p.m.
Sat., Oct. 25	WILKES UNIVERSITY*	1 p.m.

## NOVEMBER

Sat., Nov. 1	@ Lebanon Valley College*	1 p.m.
Sat., Nov. 8	WIDENER UNIVERSITY*\$	1 p.m.
Sat., Nov. 15	@ Delaware Valley College*	1 p.m.

---

\*-Middle Atlantic Conference Game

!-Community Day  
&-Pretzel Bowl

#-Homecoming  
\$-Senior Day



# Game 1

## SALISBURY UNIVERSITY

September 6 in Reading, PA (6 p.m.)

**Location:** Salisbury, MD

**Year Founded:** 1925

**Enrollment:** 7,000

**President:** Dr. Janet Dudley-Eshbach

**Athletic Director:** Dr. Michael Vienna

**Nickname:** Sea Gulls

**Colors:** Maroon and Gold

**Affiliation:** NCAA Division III, ECAC

**Conference:** Atlantic Central Football Conference

**Stadium (Capacity):** Sea Gull Stadium (2,500)

**Field Surface:** Artificial (A-Turf)

**Head Coach:** Sherman Wood (Salisbury '84)

**Record at School:** 61-32, 10th year

**Assistant Coaches:** Robb Disbennett, Doug Fleetwood, Ryan Fleetwood, Nick Good-Malloy, Anthony Johnson, Art Johnstone, Phil Martin, Jacques McCray, Dante Trader, Sung Yang

**2007 Record:** 9-2, 2-1 ACFC

**2007 vs. Albright:** SU 42-12

**Series Record:** Series Tied at 1-1

### 2008 Schedule

#### SEPTEMBER

Sept. 6	@ Albright College	6 p.m.
Sept. 13	GENEVA	6 p.m.
Sept. 20	CHRISTOPHER NEWPORT	1 p.m.
Sept. 27	@ Delaware Valley	1 p.m.

#### OCTOBER

Oct. 4	@ Apprentice School*	1:30 p.m.
Oct. 11	@ St. John Fisher	Noon
Oct. 18	LAKE ERIE	1 p.m.
Oct. 25	@ Becker	Noon

#### NOVEMBER

Nov. 1	WESLEY*	1 p.m.
Nov. 15	vs. Frostburg State*	7 p.m.

\*-Atlantic Central Conference Game

### 2007 Results

#### SEPTEMBER

Sept. 1	ALBRIGHT COLLEGE	W 42-12
Sept. 8	@ SUNY Brockport	W 40-14
Sept. 15	@ Christopher Newport	W 35-21
Sept. 22	DELAWARE VALLEY	W 36-16
Sept. 29	APPRENTICE SCHOOL*	W 62-14

#### OCTOBER

Oct. 6	@ Geneva	W 20-7
Oct. 13	@ SUNY Morrisville	W 56-20
Oct. 20	BECKER	W 79-20
Oct. 27	@ Wesley*	L 20-13

#### NOVEMBER

Nov. 10	FROSTBURG STATE*	W 35-14
Nov. 17	@ Muhlenberg	L 31-21

\*-Atlantic Central Conference Game

# Game 2

## WESTERN CONN. STATE U.

September 12 in Danbury, CT (7 p.m.)

**Location:** Danbury, CT

**Year Founded:** 1903

**Enrollment:** 6,211

**President:** James W. Schmotter

**Athletic Director:** Ed Farrington

**Nickname:** Colonials

**Colors:** Dark Blue and Metallic Copper

**Affiliation:** NCAA Division III, ECAC

**Conference:** New Jersey Athletic Conference

**Stadium (Capacity):** WestConn Athletic Complex (2,500)

**Field Surface:** Artificial (SprintTurf)

**Head Coach:** John Burrell (Middlebury '92)

**Record at School:** 33-27, 7th year

**Assistant Coaches:** Larry Badaracco, Marc Bourque, Mike D'Andraia, Danielle Kaminsky Rockwell Kelsey, Dan Loewenberg, Bryan Luchsinger

**2007 Record:** 4-6, 2-5 NJAC

**2007 vs. Albright:** Did Not Play

**Series Record:** 0-0

### 2008 Schedule

#### SEPTEMBER

Sept. 12	ALBRIGHT COLLEGE	7 p.m.
Sept. 20	@ Kean University (NJ)	1 p.m.
Sept. 27	BUFFALO STATE COLLEGE*	Noon

#### OCTOBER

Oct. 4	@ SUNY Morrisville*	1 p.m.
Oct. 11	@ Rowan*	1 p.m.
Oct. 18	SUNY CORTLAND*	Noon
Oct. 25	@ SUNY Brockport*	1 p.m.

#### NOVEMBER

Nov. 1	MONTCLAIR STATE*	Noon
Nov. 8	TCNJ*	Noon
Nov. 15	@ William Paterson*	1 p.m.

\*-New Jersey Athletic Conference Game

### 2007 Results

#### AUGUST

Aug. 31	WAGNER	L 20-7
---------	--------	--------

#### SEPTEMBER

Sept. 15	@ SUNY Morrisville*	W 44-16
Sept. 22	IONA	W 41-37
Sept. 29	ROWAN*	L 40-18

#### OCTOBER

Oct. 6	WILLIAM PATERSON*	W 27-20
Oct. 13	@ SUNY Cortland*	L 27-26
Oct. 20	@ TCNJ*	L 42-21
Oct. 27	BUFFALO STATE COLLEGE*	W 10-7

#### NOVEMBER

Nov. 3	KEAN UNIVERSITY (NJ)*	L 40-7
Nov. 10	@ Montclair State*	L 31-6

\*-New Jersey Athletic Conference Game





## Game 3

### SHENANDOAH UNIVERSITY

September 20 in Reading, PA (7 p.m.)

**Location:** Winchester, VA

**Year Founded:** 1875

**Enrollment:** 2,000

**President:** Dr. James A. Davis

**Athletic Director:** John Hill

**Nickname:** Hornets

**Colors:** Red, White, and Midnight Blue

**Affiliation:** NCAA Division III

**Conference:** USA South Athletic Conference

**Stadium (Capacity):** Shentel Stadium (3,000)

**Field Surface:** Artificial (A-Turf)

**Head Coach:** Paul Barnes (James Madison '82)

**Record at School:** 26-35, 8th year

**Assistant Coaches:** Tyrone Bell, Kevin Bosworth, Blake Derby, Brook McCullough, Calvin Oliver, Fred Penciaro, Joe White, Brian Wolf

**2007 Record:** 2-8, 2-5 USA South

**2007 vs. Albright:** AC 30-7

**Series Record:** AC leads 1-0

### 2008 Schedule

#### SEPTEMBER

Sept. 6	CATHOLIC UNIVERSITY	7 p.m.
Sept. 13	@ Bridgewater (VA)	1 p.m.
Sept. 20	@ Albright College	7 p.m.
Sept. 27	@ Ferrum College*	1 p.m.

#### OCTOBER

Oct. 4	CHRISTOPHER NEWPORT*	7 p.m.
Oct. 18	@ Greensboro*	7 p.m.
Oct. 25	NC WESLEYAN*	7 p.m.

#### NOVEMBER

Nov. 1	AVERETT*	7 p.m.
Nov. 8	@ Maryville*	1:30 p.m.
Nov. 15	METHODIST*	1 p.m.

\*-USA South Conference Game

### 2007 Results

#### SEPTEMBER

Sept. 1	@ Catholic University	L 7-6
Sept. 8	BRIDGEWATER (VA)	L 20-6
Sept. 15	ALBRIGHT COLLEGE	L 30-7
Sept. 22	FERRUM COLLEGE*	L 44-21
Sept. 29	@ Christopher Newport*	L 42-0

#### OCTOBER

Oct. 13	GREENSBORO*	W 33-7
Oct. 20	@ NC Wesleyan*	L 41-9
Oct. 27	@ Averett*	W 42-22

#### NOVEMBER

Nov. 3	MARYVILLE*	L 21-10
Nov. 10	@ Methodist*	L 27-20

\*-USA South Conference Game

## Game 4

### FDU-FLORHAM

October 4 in Reading, PA (1 p.m.)

**Location:** Madison, NJ

**Year Founded:** 1942 (College at Florham Campus - 1958)

**Enrollment:** 2,400

**President:** Dr. J. Michael Adams

**Athletic Director:** William Klika

**Nickname:** Devils

**Colors:** Cardinals and Navy

**Affiliation:** NCAA Division III, ECAC

**Conference:** Middle Atlantic Conference

**Stadium (Capacity):** Robert T. Shields Field (4,000)

**Field Surface:** Field Turf

**Head Coach:** Rich Mosca (West Liberty State '70)

**Record at School:** 15-45, 7th year

**Assistant Coaches:** Brev Cretch, Mark Hazen, Tom Paterno

**2007 Record:** 2-8, 0-7 MAC

**2007 vs. Albright:** AC 17-14

**Series Record:** AC leads 11-6

### 2008 Schedule

#### SEPTEMBER

Sept. 5	TCNJ	7 p.m.
Sept. 13	@ Alfred University	1 p.m.
Sept. 27	APPRENTICE	1 p.m.

#### OCTOBER

Oct. 4	@ Albright College*	1 p.m.
Oct. 11	WILKES UNIVERSITY*	1 p.m.
Oct. 18	DELAWARE VALLEY*	1 p.m.
Oct. 24	@ Widener University*	7 p.m.

#### NOVEMBER

Nov. 1	LYCOMING COLLEGE*	1 p.m.
Nov. 8	@ Lebanon Valley*	1 p.m.
Nov. 14	KING'S COLLEGE*	7 p.m.

\*-Middle Atlantic Conference Game

### 2007 Results

#### SEPTEMBER

Sept. 8	JUNIATA COLLEGE	W 20-17
Sept. 14	@ TCNJ	L 53-7
Sept. 22	@ William Paterson	W 14-13
Sept. 29	ALBRIGHT COLLEGE*	L 17-14

#### OCTOBER

Oct. 6	@ Wilkes University*	L 47-0
Oct. 13	@ Delaware Valley*	L 42-14
Oct. 19	WIDENER UNIVERSITY*	L 23-3
Oct. 27	@ Lycoming College*	L 26-14

#### NOVEMBER

Nov. 3	LEBANON VALLEY*	L 27-14
Nov. 10	@ King's College*	L 17-14

\*-Middle Atlantic Conference Game



## Game 5

### LYCOMING COLLEGE

October 11 in Williamsport, PA (1 p.m.)

**Location:** Williamsport, PA

**Year Founded:** 1812

**Enrollment:** 1,500

**President:** Dr. James E. Douthat

**Athletic Director:** Scott Kennell

**Nickname:** Warriors

**Colors:** Blue and Gold

**Affiliation:** NCAA Division III

**Conference:** Middle Atlantic Conference

**Stadium (Capacity):** David Person Field (3,700)

**Field Surface:** Natural Grass

**Head Coach:** Mike Clark (Lycoming '93)

**Record at School:** 0-0, 1st year

**Assistant Coaches:** Carmen Bianco, Drew DiGiacinto, Ryan Dixon, Denny Hammond, Steve Wiser, Steve Radocaj, Ken Tallman, Mike Weber, Bill Zwan

**2007 Record:** 3-7, 3-4 MAC

**2007 vs. Albright:** AC 40-7

**Series Record:** LC leads 30-16-2

### 2008 Schedule

#### SEPTEMBER

Sept. 6	@ Ithaca College	1 p.m.
Sept. 20	SUSQUEHANNA UNIVERSITY	1:30 p.m.
Sept. 27	BRIDGEWATER	1 p.m.

#### OCTOBER

Oct. 4	@ Widener University*	1 p.m.
Oct. 11	ALBRIGHT COLLEGE*	1 p.m.
Oct. 18	@ Wilkes University*	1 p.m.
Oct. 25	DELAWARE VALLEY*	1 p.m.

#### NOVEMBER

Nov. 1	@ FDU-Florham*	1 p.m.
Nov. 8	@ King's College*	1 p.m.
Nov. 15	LEBANON VALLEY*	1 p.m.

\*-Middle Atlantic Conference Game

### 2007 Results

#### SEPTEMBER

Sept. 1	ITHACA COLLEGE	L 31-6
Sept. 8	@ Ursinus	L 17-14
Sept. 15	@ Susquehanna University	L 17-13
Sept. 29	WIDENER UNIVERSITY*	L 16-14

#### OCTOBER

Oct. 6	@ Albright College*	L 40-7
Oct. 13	WILKES UNIVERSITY*	W 19-17
Oct. 20	@ Delaware Valley*	L 31-0
Oct. 27	FDU-FLORHAM*	W 26-14

#### NOVEMBER

Nov. 3	KING'S COLLEGE*	W 24-6
Nov. 10	@ Lebanon Valley*	L 28-14

\*-Middle Atlantic Conference Game

## Game 6

### KING'S COLLEGE

October 18 in Reading, PA (1 p.m.)

**Location:** Wilkes-Barre, PA

**Year Founded:** 1946

**Enrollment:** 1,700

**President:** Reverend Thomas O'Hara, C.S.C.

**Athletic Director:** Cheryl J. Ish

**Nickname:** Monarchs

**Colors:** Red and Gold

**Affiliation:** NCAA Division III, ECAC

**Conference:** Middle Atlantic Conference

**Stadium (Capacity):** Robert L. Betzler Field (3,000)

**Field Surface:** Natural Grass

**Head Coach:** Rich Mannello (Springfield '83)

**Record at School:** 64-90-1, 16th year

**Assistant Coaches:** Nick Ametrano, Jim Anderson, Matt Carre, Jan Cechak, Dwayne Downing, Rich Gorgone, Tom Oldziejewski, Jon Poppe

**2007 Record:** 1-9, 1-6 MAC

**2007 vs. Albright:** AC 24-21

**Series Record:** AC leads 7-5-1

### 2008 Schedule

#### SEPTEMBER

Sept. 6	RANDOLPH-MACON	1 p.m.
Sept. 13	ITHACA COLLEGE	1 p.m.
Sept. 20	@ Hampden-Sydney	1 p.m.

#### OCTOBER

Oct. 4	DELAWARE VALLEY*	1:30 p.m.
Oct. 11	WIDENER UNIVERSITY*	1:30 p.m.
Oct. 18	@ Albright College*	1 p.m.
Oct. 25	LEBANON VALLEY*	1:30 p.m.

#### NOVEMBER

Nov. 1	@ Wilkes University*	1 p.m.
Nov. 8	LYCOMING COLLEGE*	1 p.m.
Nov. 14	@ FDU-Florham*	7 p.m.

\*-Middle Atlantic Conference Game

### 2007 Results

#### SEPTEMBER

Sept. 1	ST. JOHN FISHER	L 49-7
Sept. 8	@ Ithaca College	L 29-16
Sept. 15	HAMPDEN-SYDNEY	L 35-33
Sept. 29	@ Delaware Valley*	L 27-0

#### OCTOBER

Oct. 6	@ Widener University*	L 21-17
Oct. 13	ALBRIGHT COLLEGE*	L 24-21
Oct. 20	@ Lebanon Valley*	L 13-9
Oct. 27	WILKES UNIVERSITY*	L 35-0

#### NOVEMBER

Nov. 3	@ Lycoming College*	L 24-6
Nov. 10	FDU-FLORHAM*	W 17-14

\*-Middle Atlantic Conference Game



## Game 7

### WILKES UNIVERSITY

October 25 in Reading, PA (1 p.m.)

**Location:** Wilkes-Barre, PA

**Year Founded:** 1933

**Enrollment:** 2,400

**President:** Dr. Joseph E. Gilmour

**Athletic Director:** Addy Malatesta

**Nickname:** Colonels

**Colors:** Navy Blue Gold

**Affiliation:** NCAA Division III, ECAC

**Conference:** Middle Atlantic Conference

**Stadium (Capacity):** Ralston Field (4,000)

**Field Surface:** Natural Grass

**Head Coach:** Frank Sheptock (Bloomsburg '86)

**Record at School:** 78-49, 13th year

**Assistant Coaches:** Tom Andreopoulos, Bob Barbieri, Mike McCree, Matt DiBernardo, Mike Fahnestock, Ed Michaels, Greg Sesny, Ryan Yurewicz, Joe Zabielski

**2007 Record:** 4-6, 4-3 MAC

**2007 vs. Albright:** AC 35-25

**Series Record:** AC leads 17-15

### 2008 Schedule

#### SEPTEMBER

Sept. 6	@ Muhlenberg University	7 p.m.
Sept. 13	@ Montclair State	1 p.m.
Sept. 27	CHRISTOPHER NEWPORT	1 p.m.

#### OCTOBER

Oct. 4	LEBANON VALLEY*	1 p.m.
Oct. 11	@ FDU-Florham*	1 p.m.
Oct. 18	LYCOMING COLLEGE*	1 p.m.
Oct. 25	@ Albright College*	1 p.m.

#### NOVEMBER

Nov. 1	KING'S COLLEGE*	1 p.m.
Nov. 8	DELAWARE VALLEY*	1 p.m.
Nov. 15	@ Widener University*	1 p.m.

\*-Middle Atlantic Conference Game

### 2007 Results

#### SEPTEMBER

Sept. 1	WILLIAM PATTERSON	L 17-16
Sept. 8	MONTCLAIR STATE	L 14-7
Sept. 15	ROWAN	L 14-13
Sept. 29	@ Lebanon Valley*	W 29-22 (ot)

#### OCTOBER

Oct. 6	FDU-FLORHAM*	W 47-0
Oct. 13	@ Lycoming*	L 19-17
Oct. 20	ALBRIGHT COLLEGE*	L 35-25
Oct. 27	@ King's College*	W 35-0

#### NOVEMBER

Nov. 3	@ Delaware Valley*	W 27-24
Nov. 10	WIDENER UNIVERSITY*	L 20-17

\*-Middle Atlantic Conference Game

## Game 8

### LEBANON VALLEY COLLEGE

November 1 in Annville, PA (1 p.m.)

**Location:** Annville, PA

**Year Founded:** 1866

**Enrollment:** 1,660

**President:** Dr. Stephen C. MacDonald

**Athletic Director:** Rick Beard

**Nickname:** Dutchmen

**Colors:** Blue and White

**Affiliation:** NCAA Division III, ECAC

**Conference:** Middle Atlantic Conference

**Stadium (Capacity):** Arnold Field (4,000)

**Field Surface:** Natural Grass

**Head Coach:** Jim Monos (Shippensburg '72)

**Record at School:** 58-89-2, 16th year

**Assistant Coaches:** Rick Beard, Guy Bennardo, Joe Buehler, Mark Costello, Mike Donghia, Tom Killian, Tom McKee, Lou Orndorff, Vince Pantalone, Corey Wenger, Mike Wildasin

**2007 Record:** 4-6, 3-4 MAC

**2007 vs. Albright:** AC 27-20

**Series Record:** AC leads 54-30-3

### 2008 Schedule

#### SEPTEMBER

Sept. 6	GETTYSBURG COLLEGE	1 p.m.
Sept. 13	@ Ursinus College	1 p.m.
Sept. 20	MORAVIAN COLLEGE	1 p.m.

#### OCTOBER

Oct. 4	@ Wilkes University*	1 p.m.
Oct. 11	DELAWARE VALLEY*	1 p.m.
Oct. 18	WIDENER UNIVERSITY*	1 p.m.
Oct. 25	@ King's College*	1:30 p.m.

#### NOVEMBER

Nov. 1	ALBRIGHT COLLEGE*	1 p.m.
Nov. 8	FDU-FLORHAM*	1 p.m.
Nov. 15	@ Lycoming College*	1 p.m.

\*-Middle Atlantic Conference Game

### 2007 Results

#### SEPTEMBER

Sept. 1	@ Gettysburg College	L 49-25
Sept. 8	SUSQUEHANNA UNIVERSITY	W 27-12
Sept. 15	@ Moravian College	L 19-18
Sept. 29	WILKES UNIVERSITY*	L 22-29 (ot)

#### OCTOBER

Oct. 6	DELAWARE VALLEY*	L 49-13
Oct. 13	@ Widener University*	L 20-13
Oct. 20	KING'S COLLEGE*	W 13-9
Oct. 27	@ Albright College*	L 27-20

#### NOVEMBER

Nov. 3	@ FDU-Florham*	W 27-24
Nov. 10	LYCOMING COLLEGE*	W 28-14

\*-Middle Atlantic Conference Game





## Game 9

### WIDENER UNIVERSITY

November 8 in Reading, PA (1 p.m.)

**Location:** Chester, PA

**Year Founded:** 1821

**Enrollment:** 2,350

**President:** Dr. James T. Harris III

**Athletic Director:** Jack Shafer

**Nickname:** Pride

**Colors:** Blue and Gold

**Affiliation:** NCAA Division III, ECAC

**Conference:** Middle Atlantic Conference

**Stadium (Capacity):** Leslie C. Quirk Jr. (4,000)

**Field Surface:** Artificial (Field Turf)

**Head Coach:** David Wood (Widener '91)

**Record at School:** 34-19, 6th year

**Assistant Coaches:** Robert Allman, John Amendt, Sean Dunn, Jim Fagnani, Todd Fairlie, Brian Fox, Mike Heath, Mike Guille, Zach Richards, Jack Signor, Mike Silecchia

**2007 Record:** 8-3, 7-0 MAC

**2007 vs. Albright:** WU 28-24

**Series Record:** WU leads 40-14

### 2008 Schedule

#### SEPTEMBER

Sept. 13 NC WESLEYAN 1 p.m.

Sept. 20 @ Wesley College 1 p.m.

Sept. 27 @ Frostburg State 1 p.m.

#### OCTOBER

Oct. 4 LYCOMING COLLEGE\* 1 p.m.

Oct. 11 @ King's College\* 1:30 p.m.

Oct. 18 @ Lebanon Valley\* 1 p.m.

Oct. 24 FDU-FLORHAM\* 7 p.m.

#### NOVEMBER

Nov. 1 @ Delaware Valley\* 1 p.m.

Nov. 8 @ Albright College\* 1 p.m.

Nov. 15 WILKES UNIVERSITY\* 1 p.m.

\*-Middle Atlantic Conference Game

### 2007 Schedule

#### SEPTEMBER

Sept. 8 @ NC Wesleyan W 27-17

Sept. 14 WESLEY COLLEGE L 31-17

Sept. 21 @ Rowan L 41-0

Sept. 29 @ Lycoming College\* W 16-14

#### OCTOBER

Oct. 6 KING'S COLLEGE\* W 21-17

Oct. 13 LEBANON VALLEY\* W 20-13

Oct. 19 @ FDU-Florham W 23-3

Oct. 26 DELAWARE VALLEY W 13-10

#### NOVEMBER

Nov. 3 ALBRIGHT COLLEGE\* W 28-24

Nov. 10 @ Wilkes University\* W 20-17

Nov. 17 @ Case Western Reserve U. L 21-20

\*-Middle Atlantic Conference Game

## Game 10

### DELAWARE VALLEY COLLEGE

November 15 in Doyelstown, PA (1 p.m.)

**Location:** Doyelstown, PA

**Year Founded:** 1896

**Enrollment:** 1,587

**President:** Dr. Joseph S. Brosnan

**Athletic Director:** Frank Wolfgang

**Nickname:** Aggies

**Colors:** Forest Green and Gold

**Affiliation:** NCAA Division III, ECAC

**Conference:** Middle Atlantic Conference

**Stadium (Capacity):** James Work Memorial (4,000)

**Field Surface:** Natural Grass

**Head Coach:** Jim Clements (Widener '96)

**Record at School:** 13-8, 3rd year

**Assistant Coaches:** Pete Collins, Mark DeLucia, Dean Elisio, Greg Fedick, Rich Gear, Duke Greco, B.J. Hogan, John Kiphorn, Bill Manlove, Quinn Martin, Matt McCloskey, Dennis Nelson, Kurt Vollherbst

**2007 Record:** 5-5, 5-2 MAC

**2007 vs. Albright:** DVC 21-14

**Series Record:** DVC leads 24-17

### 2008 Schedule

#### SEPTEMBER

Sept. 6 IONA COLLEGE 1 p.m.

Sept. 13 WESLEY COLLEGE 1 p.m.

Sept. 27 SALISBURY UNIVERSITY 1 p.m.

#### OCTOBER

Oct. 4 @ King's College\* 1:30 p.m.

Oct. 11 LEBANON VALLEY\* 1 p.m.

Oct. 18 @ FDU-Florham\* 1 p.m.

Oct. 25 @ Lycoming College\* 1 p.m.

#### NOVEMBER

Nov. 1 WIDENER UNIVERSITY\* 1 p.m.

Nov. 8 @ Wilkes University\* 1 p.m.

Nov. 15 ALBRIGHT COLLEGE\* 1 p.m.

\*-Middle Atlantic Conference Game

### 2007 Schedule

#### SEPTEMBER

Sept. 1 @ Iona College L 14-12

Sept. 8 @ Wesley College L 24-21

Sept. 22 @ Salisbury University L 36-16

Sept. 29 KING'S COLLEGE\* W 27-0

#### OCTOBER

Oct. 6 @ Lebanon Valley\* W 49-3

Oct. 13 FDU-FLORHAM\* W 42-14

Oct. 20 LYCOMING COLLEGE\* W 31-0

Oct. 26 @ Widener University\* L 13-10

#### NOVEMBER

Nov. 3 WILKES UNIVERSITY\* L 27-24

Nov. 10 @ Albright College\* W 21-14

\*-Middle Atlantic Conference Game





# ALBRIGHT

## FOOTBALL

### All-Time Series Records

Lions vs...	W	L	T	First Last
Adelphi	1	0		1950 1950
Albany (NY)	2	0		1975 1976
Alfred	1	2		1929 1955
Army	0	1		1913 1913
Baltimore Univ.	1	0		1932 1932
Blue Ridge	2	0		1925 1941
Bridgewater (VA)	1	1		1989 1990
Brown	0	1		1927 1927
Bucknell	1	14		1914 1957
Carlisle Indians	0	7		1904 1917
Carlisle Reserves	4	0		1912 1916
Carnegie Tech	0	1		1941 1941
Catawba	1	1		1938 1940
Catholic	1	3		1995 1998
City College of NY	2	0		1936 1937
Coast Guard	0	1		1931 1931
Cooper Union	1	0		1929 1929
Cornell	0	2		1922 1932
Davis & Elkins	2	1		1930 1933
Delaware Valley	17	24		1963 2007
Dickinson	7	10		1903 2002
Drexel	10	5		1919 1973
East Carolina	0	1		1959 1959
FDU-Florham	11	6		1979 2007
Fordham	0	2		1912 1933
F & M	11	24	2	1912 1982
F & M Academy	2	1	1	1903 1905
Gallaudet	2	0		1925 1927
Geneva (PA)	2	0		1937 1938
Georgetown	1	1		1916 1935
Geo. Washington	1	0		1930 1930
Gettysburg	10	24	4	1913 1977
Grove City	1	0		1964 1964
Haverford	0	1		1923 1923
Hillmans Academy	0	1		1912 1912
Indiana (PA)	0	1		1963 1963
Ithaca	1	0		1942 1942
Jersey City St.	1	0		1994 1994
Johns Hopkins	0	1		1923 1923
Juniata	33	22	1	1920 2006
Kean (NJ)	1	0		2007 2007
King's	7	5	1	1993 2007
Kings Point	1	1		1991 1992
Kutztown	1	0		1940 1940
Lafayette	3	10		1913 1956
Lakehurst NTS	0	1		1942 1942

Lions vs...	W	L	T	First Last
LaSalle	1	3		1933 1938
Lebanon Valley	54	30	3	1900 2007
Lehigh	0	10		1904 1956
Lincoln (PA)	0	1		1949 1949
Loyola (MD)	1	0		1924 1924
Lycoming	16	30	2	1957 2007
Lykens AC	1	0		1904 1904
Maryland State	0	1		1948 1948
Millersville	2	4		1902 1947
Monmouth (NJ)	0	1		1993 1993
Montclair State	0	1		2007 2007
Moravian	35	24	1	1934 2004
Mt. St. Mary's	4	0	1	1913 1932
Muhlenberg	20	19		1902 1963
Otterbein	1	0		1948 1948
Palmyra AC	1	0		1923 1923
Pennsylvania	0	2		1915 1917
Reading AC	1	0	1	1904 1917
Reading HS	1	0		1892 1892
Roanoke	1	0		1929 1929
Rutgers	0	3		1915 1928
Salisbury	1	1		1995 2007
Schuylkill Seminary	4	3		1904 1928
Scranton (St. Thomas)	5	11		1928 1960
Shenandoah	1	0		2007 2007
Springfield (MA)	0	4		1967 1970
St. Joseph's (PA)	6	1		1924 1933
St. Lawrence	0	1		1976 1976
Susquehanna	21	20		1913 2006
Swarthmore	0	1		1920 1920
Temple	2	9	1	1913 1953
Thiel	1	0		1960 1960
Upsala	17	7	1	1939 1988
Ursinus	9	6	1	1912 2006
Villanova	0	1		1933 1933
Wagner	3	5		1964 1973
Washington (MD)	2	0		1924 1931
Waynesburg	0	1		1957 1957
Wesley	2	0		1997 2001
West Chester	4	8		1932 1951
West. Maryland	6	6	2	1921 1992
Widener (PMC)	14	40		1916 2007
Wilkes	17	15		1964 2007
William & Mary	0	2		1924 1925
Williamson School	0	0	1	1916 1916
Youngstown	1	1		1961 1962




# ALBRIGHT

## FOOTBALL

### 2007 Season in Review

“Reach Your Full Potential”, or RYFP was the concept that the 2007 Albright College Football team brought into their season, under the guidance of first-year head coach John Marzka. Marzka, who became only the 20<sup>th</sup> head coach in the long and prestigious history of the Albright Football program, led the team to new heights, as well as implementing new goals and ideas that have set the foundation for a program that has the potential to become a Division III powerhouse.

Despite dropping the season opener to NCAA tournament qualifier Salisbury University, the Lions regained their composure and proceeded to win seven consecutive games starting with their first win of the year over non-conference opponent Kean University, which the Lions defeated 42-17. That win would prove to be the spark that the squad was looking for as they then went on to ease by Shenandoah University 30-7.



**Sean Sullivan finished 2007 tied for first defensively with 72 tackles and had 1 sack on the year**

Going into their first conference game of the year the Lions faced a tough and unpredictable opponent in FDU-Florham. The game proved to be a back and forth battle, even though Albright took an early 10-0 lead in the second quarter. With a touchdown for each team, in the third it seemed as if though Lions were on their way to the victory, however some tough defense on the part of the Devils, kept AC off the board, while Florham managed their second TD of the evening. Now only separated by three points, Albright's defensive line solidified itself and neutralized the Florham offense, securing the first conference win of the year.

A week later, the Lions continued their dominance on the field posting up big numbers on their way to a 40-7 decision over the Warriors of Lycoming College. However a week later, Albright once again found itself in a close battle with King's College (PA), but would eventually prove to be the victor taking a three-point victory (24-21).

The Lions would pull off back-to-back victories before their final two games of the regular season. Their seven game win streak came to an end at Widener University. After taking an early 14 point lead in the first, the Pride would tack on two TD's in the third quarter to pull away from the Red and White. A field goal by Albright in the fourth would make it only a four point deficit, but Widener's defense managed to hold off the Lions' attack and ended one of the hottest win streaks in recent memory.

In their final regular season contest, the Lions found themselves trailing early, but managed to score a pair of touchdowns in the fourth quarter to make it only 7 point game. Albright's defense held the Dutchmen off the scoreboard for the final 15 minutes of play, but was unable to find the end zone themselves as they eventually fell to Lebanon by the score of 21-14.

Even though the team fell to their final two opponents, the Red and White still earned a bid to the ECAC South Atlantic Regional Bowl where they took on Montclair State. A high scoring second quarter would see the Lions take a three point lead over their opponents going into halftime (13-10). However, the only score of the second half would prove to be the deciding factor as Montclair State pulled out a 17-13 win over the Lions.





As a whole, the Red and White once again put up some solid numbers on both sides of the ball. Offensively they dominated the conference in a variety of categories. Junior quarterback **Tanner Kelly (Clearfield, PA/Clearfield)** proved to be the foundation to Albright's tough offensive play, as he would close out the year with not only First Team All-Conference honors, but was also named MAC Offensive Player of the Year. Overall, Kelly averaged 258.5 yards per game of total offense ranking him first in the conference and in the top 30 nationally.

Also on the offensive side of the ball receiver **Stephen Asay (Gibbstown, NJ/Paulsboro)** put up numbers that found him a top the conference, as he closed out his final season with the Lions earning a combined 72 receptions on the year for 956 yards and 6 touchdowns. Throughout his career, Asay proved to be an essential player to the Albright roster. His size and speed would allow him to earn on average 95.6 yards per game, while earning 13.3 yards per catch. His longest play of the year came when he managed an 83 yard reception for a touchdown against King's College (PA) on October 13<sup>th</sup>.

When it came to the rushing game, **Nate Romig (Birdsboro, PA/Daniel Boone)** proved to be a dominant force any time the ball was handed to him. Ranked fourth in the MAC in rushing yards with 582 total yards, Romig found the opponent's end zone a total of four times throughout the year, and averaged 52.9 yards a game. However Romig was not limited to just the rushing game, his ability to play receiver as well made him one of the most versatile players in the nation, as he eventually led the conference in all purpose yards accumulating 1,812 yards in 2007 (164.7 yards per game).

Defensively, Albright also put up top numbers in the MAC. When it came to defending the pass, Albright led the conference with 20 interceptions and only allowed 158 completions on 315 attempts in 11 games. The Red and White managed to limit their opponents to 175.7 yards per game, while only giving up 14 TD's.



**First Team All-Conference Selection  
Steven Asay**



Junior **Matt Christ (Birdsboro, PA/Reading Central Catholic)** put up career high numbers earning a total of 72 tackles on the year. He also led the team in forced fumbles with two and had seven interceptions which placed him third in the conference in that category.

Linebacker **Sean Sullivan (New Castle, DE/William Penn)** was also a tackling machine in 07 recording a total of 72 tackles as well. His 40 solo tackles were third highest on the team, while his 32 assisted tackles led the Red and White.

With another year of tough Albright College football gone, the Red and White truly have high hopes for 2008. With a young and creative coaching staff leading the way, the Lions are primed for another run at not only a conference championship, but a national championship as well.





# ALBRIGHT

## FOOTBALL

### 2007 Individual Statistics

RUSHING	GP	Att	Gain	Loss	Net	Avg.	TD	Long	Avg/G
Nate Romig	11	167	669	87	582	3.5	4	61	52.9
Tanner Kelly	11	139	459	331	128	0.9	3	26	11.6
Jantzen Linn	10	32	117	4	113	3.5	1	13	11.3
Jason Mundie	8	36	106	5	101	2.8	0	14	12.6
Tyrell Drumgo	11	5	9	0	9	1.8	0	3	0.8
Patrick Subers	3	2	13	5	8	4.0	0	13	2.7
Stephen Asay	10	1	0	2	-2	-2.0	0	0	-0.2
J. Heintzelman	3	3	5	8	-3	-1.0	0	5	-1.0
TEAM	10	12	0	29	-29	-2.4	0	0	-2.9
<b>Total</b>	11	397	1378	471	907	2.3	8	61	82.5
<b>Opponents</b>	11	427	1854	191	1663	3.9	12	38	151.2

PASSING	GP	Effic	Att-Cmp-Int	Pct	Yds	TD	Lng	Avg/G
Tanner Kelly	11	156.33	326-217-9	66.6	2716	25	83	246.9
Patrick Subers	3	64.80	8-3-0	37.5	26	0	16	8.7
Nate Romig	11	176.00	2-1-0	50.0	30	0	30	2.7
TEAM	10	0.00	1-0-0	0.0	0	0	0	0.0
<b>Total</b>	11	153.81	337-221-9	65.6	2772	25	83	252.0
<b>Opponents</b>	11	103.67	315-158-20	50.2	1933	14	65	175.7

KICK RETURNS	No.	Yds	Avg	TD	Long
Nate Romig	24	521	21.7	1	90
William Alston	11	158	14.4	0	30
Stephan Asay	1	11	11.0	0	11
Andrew Kibler	1	9	9.0	0	9
J. Heintzelman	1	-2	-2.0	0	0
Jantzen Linn	1	4	4.0	0	4
<b>Total</b>	39	701	18.0	1	90
<b>Opponents</b>	47	897	19.1	1	83

FUMBLE RETURNS	No.	Yds	Avg	TD	Long
Matt Christ	2	63	31.5	0	51
<b>Total</b>	2	63	31.5	0	51
<b>Opponents</b>	2	107	53.5	1	99

RECEIVING	GP	No.	Yds	Avg	TD	Long	Avg/G
Stephen Asay	10	72	956	13.3	6	83	95.6
Nate Romig	11	52	709	13.6	10	75	64.5
Keith Allen	11	40	569	14.2	5	59	51.7
Jordan McCauley	11	23	294	12.8	1	45	26.7
Raj Sandher	8	10	91	9.1	1	12	11.4
Tyrell Drumgo	11	8	59	7.4	1	15	5.4
J. Heintzelman	3	6	37	6.2	0	12	12.3
Mike McCall	10	4	28	7.0	0	14	2.8
Jantzen Linn	10	2	9	4.5	0	6	0.9
Matt Christ	11	1	8	8.0	0	8	0.7
Brian Ramsey	1	1	5	5.0	0	5	5.0
Glenn Nielson	4	1	5	5.0	0	5	1.2
Kevin Zinzel	9	1	2	2.0	1	2	0.2
<b>Total</b>	11	221	2772	12.5	25	83	252.0
<b>Opponents</b>	11	158	1933	12.2	14	65	175.7

PUNT RETURNS	No.	Yds	Avg	TD	Long
William Alston	19	196	10.3	1	78
J. Heintzelman	2	6	3.0	0	3
Brett Gaul	1	10	10.0	0	0
B. Bresnahan	1	4	4.0	0	4
<b>Total</b>	23	216	9.4	1	78
<b>Opponents</b>	18	230	12.8	1	60

INTERCEPTIONS	No.	Yds	Avg	TD	Long
Matt Christ	7	91	13.0	1	35
Brett Gaul	4	37	9.2	1	37
Bob Harper	3	0	0.0	0	0
Joseph Baciotti	2	58	29.0	0	34
Taylor Ruddy	2	40	20.0	0	34
Joshua Hare	1	0	0.0	0	0
Andrew Kibler	1	0	0.0	0	0
<b>Total</b>	20	226	11.3	2	37
<b>Opponents</b>	9	111	12.3	2	40



TOTAL OFFENSE	G	Plays	Rush	Pass	Total	Avg/G
Tanner Kelly	11	465	128	2716	2844	258.5
Nate Romig	11	169	582	30	612	55.6
Jantzen Linn	10	32	113	0	113	11.3
Jason Mundie	8	36	101	0	101	12.6
Patrick Subers	3	10	8	26	34	11.3
Tyrell Drumgo	11	5	9	0	9	0.8
Stephen Asay	10	1	-2	0	-2	-0.2
J. Heintzelman	3	3	-3	0	-3	-1.0
TEAM	10	13	-29	0	-29	-2.9
<b>Total</b>	11	734	907	2772	3679	334.5
<b>Opponents</b>	11	742	1663	1933	3596	236.9

SCORING	TD	FG	PAT				DXP	Saf	Pts
			Kick	Rush	Rcv	Pass			
Nate Romig	15	0-0	0-0	0-0	0	0-0	0	0	90
John Whelan	0	8-16	32-36	0-0	0	0-0	0	0	56
Stephan Asay	6	0-0	0-0	0-0	0	0-0	0	0	36
Keith Allen	5	0-0	0-0	0-0	0	0-0	0	0	30
Tanner Kelly	3	0-0	0-0	0-0	0	0-1	0	0	18
Tyrell Drumgo	1	0-0	0-0	0-0	0	0-0	0	0	6
Kevin Zinzel	1	0-0	0-0	0-0	0	0-0	0	0	6
Jordan McCauley	1	0-0	0-0	0-0	0	0-0	0	0	6
Jantzen Linn	1	0-0	0-0	0-0	0	0-0	0	0	6
Raj Sandher	1	0-0	0-0	0-0	0	0-0	0	0	6
Brett Gaul	1	0-0	0-0	0-0	0	0-0	0	0	6
William Alston	1	0-0	0-0	0-0	0	0-0	0	0	6
Matt Christ	1	0-0	0-0	0-0	0	0-0	0	0	6
<b>Total</b>	37	8-16	32-36	0-0	0	0-1	0	0	278
<b>Opponents</b>	31	1-5	26-29	0-1	0	0-1	0	2	219

PUNTING	No.	Yds	Avg	Long	TB	FC	I20	Blkd.
Tanner Kelly	52	2040	39.2	68	2	4	22	1
TEAM	2	0	0.0	0	0	0	0	1
<b>Total</b>	54	2040	37.8	68	2	4	22	2
<b>Opponents</b>	52	1797	34.6	62	2	5	9	1

KICKOFFS	No.	Yds	Avg	TB	OB
John Whelan	54	2601	48.2	1	3
S. Brightbill	1	16	16.0	0	1
<b>Total</b>	55	2617	47.6	1	4
<b>Opponents</b>	42	2147	51.1	0	1

FIELD GOALS	FGM-FGA	Pct.	01-19	20-29	30-39	40-49	50-59	Lg	Blk
John Whelan	8-16	50.0	0-0	3-5	5-10	0-1	0-0	36	3

FG SEQUENCE	Albright	Opponents
Salisbury	41	-
Kean (NJ)	38	27
Shenandoah	(33)	-
FDU-Florham	(34), 32	44
Lycoming	(34), (24)	-
King's (PA)	(22), 37	-
Wilkes	27,32	-
Lebanon Valley	(22), (36)	-
Widener	32, (30)	23
Delaware Valley	-	-
Montclair State	29	(24), 30

Numbers in (parentheses) indicate field goal was made

ALL PURPOSE	G	Rush	Rec	PR	KOR	IR	Tot	Avg/G
Nate Romig	11	582	709	0	521	0	1812	164.7
Stephen Asay	10	-2	956	0	11	0	965	96.5
Keith Allen	11	0	569	0	0	0	569	51.7
William Alston	11	0	0	196	158	0	354	32.2
Jordan McCauley	11	0	294	0	0	0	294	26.7
Tanner Kelly	11	128	0	0	0	0	128	11.6
Jantzen Linn	10	113	9	0	4	0	126	12.6
Jason Mundie	8	101	0	0	0	0	101	12.6
Matt Christ	11	0	8	0	0	91	99	9.0
Raj Sandher	8	0	91	0	0	0	91	11.4
Tyrell Drumgo	11	9	59	0	0	0	68	6.2
Joseph Baciotti	11	0	0	0	0	58	58	5.3
Brett Gaul	11	0	0	10	0	37	47	4.3
Taylor Ruddy	11	0	0	0	0	40	40	3.6
J. Heintzelman	3	-3	37	6	-2	0	38	12.7
Mike McCall	10	0	28	0	0	0	28	2.8
Andrew Kibler	11	0	0	0	9	0	9	0.8
Patrick Subers	3	8	0	0	0	0	8	2.7
Brian Ramsay	1	0	5	0	0	0	5	5.0
Glenn Nielson	4	0	5	0	0	0	5	1.2
B. Breshnahan	11	0	0	4	0	0	4	0.4
Kevin Zinzel	9	0	2	0	0	0	2	0.2
TEAM	10	-29	0	0	0	0	-29	-2.9
<b>Total</b>	11	907	2772	216	701	226	4822	438.4
<b>Opponents</b>	11	1663	1933	230	897	111	4384	439.5







# ALBRIGHT

## FOOTBALL

### 2007 Defensive Statistics

DEFENSIVE LEADERS	GP	Tackles				Sacks		Pass Def		Fumbles		Blkd	
		Solo	Ast	Total	TFL/Yds	No-Yards	Int-Yrds	BrUp	QBH	Rcv-Yds	FF	Kick	Saf
15 Matt Christ	11	47	25	72	.	.	7-91	4	.	3-63	2	.	.
52 Sean Sullivan	11	40	32	72	4.0-10	1.0-5	.	3	.	.	1	.	.
58 Andrew Kibler	11	38	29	67	5.5-9	.	1-0	.	.	.	2	.	.
21 Brett Gaul	11	46	12	58	3.0-4	.	4-37	4	.	.	.	2	.
34 Bob Harper	11	21	26	47	3.0-19	0.5-2	3-0	4	.	.	1	.	.
54 Mike Ciccimaro	11	18	24	42	5.0-19	3.5-16	.	1	.	2-0	1	.	.
18 Taylor Ruddy	11	29	11	40	.	.	2-40	5	.	1-0	1	.	.
24 Joseph Baciotti	11	19	15	34	.	.	2-58	3	.	1-0	.	.	.
50 Michael Levy	11	14	20	34	3.0-7	1.0-3	.	.	.	.	1	.	.
94 Jonathan Linn	11	17	16	33	6.0-17	.	.	.	.	2-0	.	.	.
11 B. Breshnahan	11	18	15	33	1.0-7	1.0-7	.	2	.	.	1	.	.
48 Brian Weiser	10	11	19	30	3.5-12	0.5-4	.	.	.	.	.	.	.
1 Austin Young	11	18	6	24	.	.	.	2	.	.	.	.	.
41 Marc Hunsberger	11	13	9	22	5.0-20	2.5-17	.	.	.	.	.	.	.
30 Ryan McAdams	11	13	8	21	1.0-10	1.0-10	.	2	.	.	.	.	.
8 Matt Christman	7	10	7	17	2.0-15	1.0-13	.	.	.	.	.	.	.
25 David Harig	9	10	6	16	.	.	.	.	.	.	.	.	.
56 Jack Sayer	11	7	3	10	2.0-5	1.0-3	.	.	.	.	.	.	.
91 Michael Limoli	9	4	3	7	1.0-9	1.0-9	.	.	.	.	.	.	.
23 S. Brightbill	6	2	4	6	0.5-0	.	.	.	.	.	.	.	.
53 R. Mancinelli	7	2	4	6	1.0-2	.	.	.	.	.	.	.	.
92 Joseph Rybicki	8	4	2	6	.	.	.	.	.	.	.	.	.
33 Jantzen Linn	10	3	1	4	.	.	.	.	.	.	.	.	.
57 Nathaniel Linn	6	2	2	4	.	.	.	.	.	.	.	.	.
37 N. Goodling	8	2	1	3	.	.	.	.	.	.	1	.	.
49 John Whelan	11	3	.	3	.	.	.	.	.	.	.	.	.
90 Justin Bauman	2	.	3	3	0.5-1	.	.	.	.	.	.	.	.
69 Eddie Mitchum	9	1	2	3	1.0-1	.	.	.	.	.	.	.	.
2 Stephen Asay	10	2	.	2	.	.	.	.	.	.	.	.	.
31 Joshua Hare	3	1	1	2	.	.	1-0	.	.	.	.	.	.
22 Chris Kovensky	6	1	1	2	.	.	.	.	.	1-0	1	.	.
TM TEAM	10	2	.	2	.	.	.	.	.	.	2	.	.
97 Josh Rebello	2	.	2	2	.	.	.	.	.	.	.	.	.
27 Justin Lanae	1	1	.	1	.	.	.	.	.	.	.	.	.
93 Rusty Hughes	1	1	.	1	.	.	.	.	.	1-0	.	.	.
99 Dwight Savoy	2	1	.	1	.	.	.	.	.	.	.	.	.
87 Luke Wallace	6	1	.	1	.	.	.	.	.	.	.	.	.
17 Josh Bernat	3	1	.	1	.	.	.	.	.	.	.	.	.
5 Glenn Nielson	4	1	.	1	1.0-2	.	.	.	.	.	.	.	.
64 Theron Deets	11	.	1	1	.	.	.	.	.	.	.	.	.
40 Mike McCall	10	.	1	1	.	.	.	.	.	.	.	.	.
16 J. Heintzelman	3	1	.	1	.	.	.	.	.	.	.	.	.
6 Keith Allen	11	1	.	1	.	.	.	.	.	.	.	.	.
7 Nate Romig	11	.	1	1	.	.	.	.	.	.	.	.	.
<b>Total</b>	11	426	312	738	49-169	14-89	20-226	30	.	11-63	14	2	.
<b>Opponents</b>	11	434	338	772	103-464	52-312	9-111	30	.	10-107	10	7	2





# ALBRIGHT

## FOOTBALL

### 2007 Team Statistics

	Albright	Opponents
<b>SCORING</b>	278	219
Points Per Game	25.3	19.9
<b>FIRST DOWNS</b>	184	195
Rushing	65	93
Passing	106	91
Penalty	13	11
<b>RUSHING YARDAGE</b>	907	1663
Yards gained rushing	1378	1854
Yards lost rushing	471	191
Rushing attempts	397	427
Average Per Rush	2.3	3.9
Average Per Game	82.5	151.2
Touchdowns Rushing	8	12
<b>PASSING YARDAGE</b>	2772	1933
Att-Comp-Int	337-221-9	315-158-20
Average Per Pass	8.2	6.1
Average Per Catch	12.5	12.2
Average Per Game	252.0	175.7
Touchdowns Passing	25	14
<b>TOTAL OFFENSE</b>	3679	3596
Total Plays	734	742
Average Per Play	5.0	4.8
Average Per Game	334.5	326.9

	Albright	Opponents
<b>KICK RETURNS: #-YARDS</b>	39-701	47-897
<b>PUNT RETURNS: #-YARDS</b>	23-216	18-230
<b>INT RETURNS: #-YARDS</b>	20-226	9-111
<b>KICK RETURN AVERAGE</b>	18.0	19.1
<b>PUNT RETURN AVERAGE</b>	9.4	12.8
<b>INT RETURN AVERAGE</b>	11.3	12.3
<b>FUMBLES - LOST</b>	16-10	21-11
<b>PENALTIES - YARDS</b>	50-374	64-534
Average Per Game	34.0	48.5
<b>PUNTS - YARDS</b>	54-2040	52-1797
Average Per Punt	37.8	34.6
Net Punt Average	33.5	30.4
<b>TIME OF POSSESSION/GAME</b>	31:49	28:11
<b>3RD-DOWN CONVERSIONS</b>	73/173	58/159
3rd-Down Pct.	42%	36%
<b>4TH-DOWN CONVERSIONS</b>	7/21	13/33
4th-Down Pct.	33%	39%
<b>SACKS BY-YARDS</b>	14-89	52-312
<b>MISC YARDS</b>	63	107
<b>TOUCHDOWNS SCORED</b>	37	31
<b>FIELD GOALS-ATTEMPTS</b>	8-16	1-5
<b>PAT-ATTEMPTS</b>	32-36	26-29
<b>ATTENDANCE</b>	6439	15169
Games/Avg Per Game	4/1610	7/2167
Neutral Site Games		0/0

SCORE BY QUARTERS		1st	2nd	3rd	4th	-	Total
Albright College	34	139	61	44	-	278	
Opponents		42	73	37	67	-	219





# ALBRIGHT

## FOOTBALL

### Middle Atlantic Conference



#### 2007 FINAL REGULAR SEASON MAC STANDINGS

Team	GP	(Conference Only)				GP	(Overall)			
		Record	Win%	PF	PA		Record	Win%	PF	PA
Widener	7	7-0	1.000	141	98	11	8-3	0.727	205	208
<b>Albright</b>	<b>7</b>	<b>5-2</b>	<b>0.714</b>	<b>181</b>	<b>136</b>	<b>11</b>	<b>7-4</b>	<b>0.636</b>	<b>278</b>	<b>219</b>
Delaware Valley	7	5-2	0.714	204	81	10	5-5	0.500	253	155
Wilkes	7	4-3	0.571	197	120	10	4-6	0.400	233	165
Lebanon Valley	7	3-4	0.429	136	172	10	4-6	0.400	206	252
Lycoming	7	3-4	0.429	104	152	10	3-7	0.300	137	217
King's (PA)	7	1-6	0.143	70	158	10	1-9	0.100	126	271
FDU-Florham	7	0-7	0.000	83	199	10	2-8	0.200	124	282

#### Post Season Results

##### 2007 NCAA Tournament

**Saturday, November 17**

Case Western Reserve def. Widener, 21-20

##### 2007 ECAC Tournament

**Saturday, November 17**

Montclair def. Albright, 17-14

#### 2007 MAC Awards

**Offensive Player of the Year:** Tanner Kelly, Albright

**Defensive Player of the Year:** Kyle Follweiler, Wilkes

**Rookie of the Year:** Joe Favinger, Widener

**Coach of the Year:** David Wood, Widener

#### 2007 MAC Weekly Honors

##### Offense

Sept. 2	Sean Donovan - WR - Leb. Valley
Sept. 9	<b>Tanner Kelly - QB - Albright</b>
Sept. 16	<b>Nate Roming - RB - Albright</b>
Sept. 23	N/A
Sept. 30	Alex Pearson - RB - Wilkes
Oct. 7	Mike Isgro - QB - Del. Valley
Oct. 14	Mike Isgro - QB - Del. Valley
Oct. 21	<b>Steven Asay - WR - Albright</b>
Oct. 28	Mark Rosa - RB - Lycoming
Nov. 4	Matt Campbell - QB - Widener
Nov. 11	Charlie Parker - RB - Leb. Valley

##### Defense

Kyle Follweiler - LB - Wilkes
<b>Matt Christ - S - Albright</b>
Kyle Follweiler - LB - Wilkes
Vinny Russo - LB - FDU-Florham
Kyle Follweiler - LB - Wilkes
Orlando Brown - CB - Widener
Mike DiPlacio - RB - Lycoming
<b>Matt Christ - S - Albright</b>
Tim Yeagley - DL - Wilkes
Kyel Follweiler - LB - Wilkes
Joe Favinger - LB - Widener

##### Special Teams

Brad Shellenberg - P - Lycoming
Michael Barnard - K - FDU-Florham
N/A
Zach McCann - Lineman - Del. Valley
<b>Tanner Kelly - P - Albright</b>
<b>William Alston - P - Albright</b>
<b>Tanner Kelly - P - Albright</b>
Shane Toohey - PK - Del. Valley
FJ Campbell - DB - Wilkes
Michael Barnard - K - FDU-Florham
Robert McHugh - P - Widener







# ALBRIGHT

## FOOTBALL

### All-Time Records

### Career Individual Records

#### RUSHING

Yards Gained		
Dennis Zimmerman	3,430	1966-69
Matt Santoro	2,711	1996-99
Matt Pammer	2,611	1984-87
Adam Hubley	2,460	2001-04
Frankie Francks	2,379	1973-76

Carries		
Dennis Zimmerman	979	1966-69
Matt Pammer	717	1984-87
Adam Hubley	706	2001-04
Matt Santoro	632	1996-99
Frankie Francks	450	1973-76

Yards Per Carry (min. 200 carries)		
Kevin Daniels	5.7	1971-74 (1,337 yds/235 carries)
Jon Thorpe	5.5	1988-91 (2,310 yds/424 carries)
Vic Scotese	5.4	1978-81 (2,250 yds/416 carries)
Frankie Francks	5.3	1973-76 (2,379 yds/450 carries)
Bob MacMillan	4.9	1970-73 (1,395 yds/286 carries)

Rushing Yards Per Game		
Jon Thorpe	105.0	1988-91 (2,310 yds/22 games)
Vic Scotese	90.0	1978-81 (2,250 yds/25 games)
Bob MacMillan	79.8	1966-69 (3,430 yds/43 games)
Matt Pammer	72.5	1984-87 (2,611 yds/36 games)
Frankie Francks	61.0	1973-76 (2,379 yds/39 games)

Touchdowns		
Adam Hubley	30	2001-04
Matt Santoro	28	1996-99
Dennis Zimmerman	27	1966-69
Dick Riffle	26	1934-37
Jon Thorpe	23	1989-91

#### PASSING

Yards		
John Port	12,470	2001-05
Bryan Snyder	10,718	1994-97
Mike Strack	6,498	1999-01
Tanner Kelly	4,791	2006-07
Mike Futrick	4,163	1989-91

Completions		
John Port	966	2001-05
Bryan Snyder	836	1994-97
Mike Strack	510	1999-01
Tanner Kelly	384	2006-07
Mike Futrick	335	1989-91

Attempts		
John Port	1,585	2001-05
Bryan Snyder	1,434	1994-97
Mike Strack	966	1999-01
Mike Futrick	605	1989-91
Tanner Kelly	588	2006-07

Touchdown Passes		
John Port	110	2001-05
Bryan Snyder	96	1994-97
Mike Strack	47	1999-01
Tanner Kelly	44	2006-07
Gary Chapman	42	1959-61

Completion Pct. (min. 500 attempts)		
Tanner Kelly	0.653	2006-07 (384 for 588)
John Port	0.609	2001-05 (966 for 1,585)
Bryan Snyder	0.585	1994-97 (851 for 1456)
Mike Futrick	0.554	1989-91 (335 for 605)
Mike Strack	0.528	1999-01 (510 for 966)

#### Passing Yards Per Game

John Port	283.4	2001-05 (12,470 yards in 44 games)
Bryan Snyder	279.0	1994-97 (10,880 yards in 39 games)
Tanner Kelly	239.6	2006-07 (4,791 yards in 20 games)
Mike Strack	209.6	1999-01 (6,498 yards in 31 games)
Mike Futrick	148.7	1989-91 (4,163 yards in 28 games)

Had Intercepted		
Bryan Snyder	53	1994-97
John Port	46	2001-05
Mike Futrick	42	1989-91
Roy Curnow	36	1970-73
Mike Strack	32	1999-01
Mike Croveti	30	1984-87

#### RECEIVING

Receptions		
Nick Cushman	266	2001-04
Eric Nemec	264	1995-98
Ryan Ditze	238	1993-96
Jim Maransky	171	1986-89
Stephen Asay	158	2004-07

Yards		
Nick Cushman	3,666	2001-04
Eric Nemec	3,433	1995-98
Ryan Ditze	3,359	1993-96
Jesse Dorais	2,438	2000-03
Stephen Asay	2,193	2004-07

Touchdown Receptions		
Eric Nemec	36	1995-98
Nick Cushman	34	2001-04
Ryan Ditze	32	1993-96
Jesse Dorais	29	2000-03
Ben Reph	16	1994-97
Stephen Asay	16	2004-07



Receptions Per Game		
Nick Cushman	6.7	2001-04
(266 catches/40 games)		
Eric Nemec	6.3	1995-98
(265 catches/42 games)		
Ryan Ditze	5.8	1993-96
(242 catches/42 games)		
Jim Maransky	4.8	1986-89
(171 catches/36 games)		
Jason Sheerer	4.7	2001-02
(97 catches/21 games)		

Yards Per Reception (min. 75 rec.)		
Jesse Dorais	19.2	2000-03
(2,438 yards on 127 receptions)		
Howard Payton	15.9	1996-99
(1,236 yards on 78 receptions)		
Nate Romig	14.7	2006-07
(1,383 yards on 94 receptions)		
Ryan Ditze	14.0	1993-96
(3,396 yards on 242 receptions)		
Stephen Asay	13.9	2004-07
(2,193 yards on 158 receptions)		

Receiving Yards Per Game		
Nick Cushman	91.7	2001-04
(3,666 yards in 40 games)		
Eric Nemec	82.0	1995-98
(3,444 yards in 42 games)		
Ryan Ditze	80.9	1993-96
(3,396 yards in 42 games)		
Jesse Dorais	78.7	2000-03
(2,438 yards in 31 games)		
Nate Romig	65.8	2006-07
(1,383 yards in 21 games)		

## TOTAL OFFENSE

Plays		
John Port	1,816	2001-05
(1,585 passing, 231 rushing)		
Bryan Snyder	1,674	1994-97
(1,434 passing, 218 rushing)		
Mike Strack	1,153	1999-01
(966 passing, 187 rushing)		
Dennis Zimmerman	989	1966-69
(979 rushing, 10 receiving)		
Mike Futrick	897	1989-91
(605 passing, 297 rushing)		

Yards		
John Port	12,175	2001-present
(12,470 passing, -275 rushing)		
Tanner Kelly	5,153	2006-07
(4,791 passing, 362 rushing)		
Bryan Snyder	10,406	1994-97
(10,718 passing, -312 rushing)		
Mike Strack	6,548	1999-01
(6,498 passing, 50 rushing)		
Mike Futrick	4,377	1989-91
(4,163 passing, 214 rushing)		

Yards Per Game		
John Port	276.7	2001-05
(12,175 yards in 44 games)		
Bryan Snyder	271.0	1994-97
(10,568 yards in 39 games)		

Mike Strack	211.2	1999-01
-------------	-------	---------

(6,548 yards in 31 games)		
Mike Futrick	156.3	1989-91
(4,377 yards in 28 games)		
Nate Romig	141.7	2006-07
(2,975 yards in 21 games)		

## SCORING

Points (non-kicker)		
Eric Nemec	216	1995-98
(36 TDs)		
Tom Olivo	210	1958-61
(35 TDs)		
Nick Cushman	208	2001-04
(34 TDs, 2 2XP)		
Adam Hubley	204	2001-04
(34 TDs)		
Ryan Ditze	192	1993-96
(32 TDs)		

Points (kicker)		
Dennis Unger	255	1994-97
(44 FGs, 123 XPs)		
George Merrill	184	1998-01
(35 FGs, 79 XPs)		
Dustin Kaplan	171	2002-05
(8 FGs, 147 XPs)		
Mike Franczak	145	1978-81
(26 FGs, 67 XPs)		
Bill Brown	125	1973-76
(6 FGs, 107 XPs)		

Field Goals		
Dennis Unger	44	1994-97
George Merrill	35	1998-01
Mike Franczak	26	1978-81
John Meil	17	1982-85
Rich Appaluccio	12	1988-90

Field Goals Attempted		
Dennis Unger	62	1994-97
George Merrill	56	1998-01
Mike Franczak	37	1978-81
Rich Appaluccio	21	1988-90

PATs		
Dustin Kaplan	147	2002-05
Dennis Unger	123	1994-97
Bill Brown	107	1973-76
George Merrill	79	1998-01
Mike Franczak	67	1978-80

PAT Attempts		
Dustin Kaplan	169	2002-05
Dennis Unger	148	1994-97
Bill Brown	120	1973-76
George Merrill	96	1998-01
Mike Franczak	73	1978-80

## PUNTING

Punts		
Greg Holst	245	1978-81
Bert Wenzel	243	2000-2003
William Gallen	186	1973-76
Mark Holway	125	1981-83
Dean Vagnozzi	124	1986-89

Yards		
Greg Holst	9,062	1978-81
Bert Wenzel	8,749	2000-2003
William Gallen	7,070	1973-76
Ed McCloskey **	4,261	1969-71
Dean Vagnozzi	4,078	1986-89

Yards Per Punt (min. 100 punts)		
William Gallen	38.0	1973-76
(7,070 yds/186 punts)		
Greg Holst	36.9	1978-81
(9,062 yds/245 punts)		
Bert Wenzel	36.0	2000-2003
(8,749 yd/243 punts)		
Ed McCloskey **	35.2	1969-71
(4,261 yds/121 punts)		
Rob Brooks	33.8	1986-89
(3,915 yd/116 punts)		
** not including 1971 stats		

## TACKLES

Unassisted (since 1982)		
Tom Fitti	200	1998-2001
Pete Manotti	175	2002-2005
Jason Howe	135	1994-1997
John Shea	126	1988-1991
Dave Barr	119	1998-2001
Greg Vella	119	1988-1991
Jason Eberts	112	1994-1997

Assisted (since 1982)		
Jason Howe	248	1994-1997
Bob Smith	239	1981-1984
Tom Fitti	173	1998-2001
Joe Jennings	173	1988-1991
Jason Eberts	170	1994-1997
Nick Panico	153	1995-1998

Total (since 1982)		
Jason Howe	383	1994-1997
Tom Fitti	373	1998-2001
Bob Smith	339	1994-1997
Pete Manotti	286	2002-2005
Jason Eberts	282	1988-1991
Greg Vella	265	1988-1991

Per Game (since 1982)		
Bob Smith	11.30	1981-1984
(339 tackles/30 games)		
Art Vellutato†	11.06	1981-1983
(199 tackles/18 games)		
Jason Howe	9.34	1994-1997
(383 tackles/41 games)		
Tom Fitti	9.10	1998-2001
(373 tackles/41 games)		
Nick Yarussi	8.15	1986-1989
(220 tackles/27 games)		

† not including 1981 stats

For Loss (yards) (since 1990)		
Russell Benditt§	71 (-301)	1997-2001
Shawn Stratz	43 (-158)	1994-1997
Chris Rickards	41 (-179)	1994-1997
Tom Fitti	40 (-157)	1998-2001
Jackson Fallon	37 (-172)	1998-2001

§ redshirted 1 year



## FUMBLES

Forced (since 1988)		
Mike McCoy*	7	1987-1990
Toby Ranck	6	1998-2000
Mike Porreca*	5	1987-1990
Chris Lysakowski*	5	1987-1989
Pete Manotti	4	2002-2005
Russell Benditts	4	1997-2001
Jim Kernan	4	1995-1997
Mark Fosbenner	4	1989-1992
Carl Perino	4	1989-1991
John Shea	4	1988-1991
Nick Yarusso††	4	1986-1989

\$ redshirted 1 year; # missing 1987 stats

†† missing 1986-1987 stats

## Recovered (since 1975)

Mark Crow	10	1973-1976
Nick Yarusso	8	1986-1989
Kevin Kelly	8	1975-1978
Dave Barr	7	1998-2001
Bob Majowicz	7	1976-1979
Jim Kernan	6	1995-1997
Tim O'Shea	6	1981-1984
Art Vellutato	6	1981-1983
Franklin Strokoff	5	1999-2002
Tom Deja	5	1994-1997
Marco Lloyd	5	1984-1987
Bob Smith	5	1981-1984
Leo Palumbo	5	1978-1981
Mike Niro	5	1978-1981

## Interceptions

Bob Maro	23	1995-98
Jack Byers	21	2000-2003
Jack Sudol	21	1950-53
Bob Taggart	17	1980-83
Terry Rhodes	16	1967-69
Jon Thorpe	15	1989-91

## SACKS (since 1982)

Russell Benditts	21.5	1997-2001
Chris Rickards	19	1994-1997
Shawn Stratz	18	1994-1997
Jackson Fallon*	17	1999-2003
Art Vellutato†	17	1981-1983
Bob Smith	16	1981-1984

† not including 1981 stats

\$ redshirted 1 year;

# Individual Single-Season Records

## RUSHING

Yards Gained		
Jon Thorpe	1,198	1990
Dennis Zimmerman	1,161	1968
Vic Scotese	1,056	1981
Chad Eisenhower	1,051	1995
Jon Thorpe	1,034	1991

Carries		
Dennis Zimmerman	336	1968
Dennis Zimmerman	265	1969
Adam Hubley	248	2003
Chad Eisenhower	244	1995
Jon Thorpe	235	1990

Yards Per Carry (min. 100 carries)		
Kevin Daniels	7.3	1974
(851 yds/116 carries)		
Frankie Francks	6.4	1974
(692 yds/109 carries)		
Jim Kuhn	5.7	1972
(713 yds/126 carries)		
Steve Opet	5.6	1980
(685 yds/122 carries)		
Bob MacMillan	5.5	1972
(675 yds/122 carries)		

Rushing Yards Per Game		
Dennis Zimmerman	129.0	1968
(1,161 yards/9 games)		
Jon Thorpe	119.8	1990
(1,198 yards/10 games)		
Vic Scotese	117.3	1981
(1,056 yards/9 games)		
Matt Pammer	104.1	1985
(729 yards/7 games)		
Jon Thorpe	103.4	1991
(1,034 yards/10 games)		

## Touchdowns

Jon Thorpe	14	1991
Dick Riffle	13	1936
Dennis Zimmerman	11	1969
Adam Hubley	9	2003
Jeff Welch	9	1976
Chad Eisenhower	8	1995 & 1994
Jon Thorpe	8	1990
Vic Scotese	8	1980
Steve Opet	8	1980

## PASSING

Yards		
John Port	3,799	2004
Bryan Snyder	3,530	1996
John Port	3,397	2003
Bryan Snyder	3,052	1997
John Port	2,745	2005

Completions		
John Port	271	2004
Bryan Snyder	267	1996
John Port	244	2005
John Port	237	2003
Bryan Snyder	233	1995

Attempts		
Bryan Snyder	449	1995
Bryan Snyder	443	1996
John Port	421	2004
John Port	415	2005
Mike Strack	400	2001

Completion Pct (min. 100 attempts)		
Tanner Kelly	0.666	2007
(217 of 326)		
Bryan Snyder	0.647	1997
(225 of 348)		
John Port	0.644	2004
(271 of 421)		
Tanner Kelly	0.637	2006
(167 of 262)		
John Port	0.634	2003
(237 of 374)		
Bryan Snyder	0.603	1996
(267 of 443)		

## Passing Yards Per Game

John Port	345.4	2004
(3,799 yards in 11 games)		
John Port	339.7	2003
(3,397 yards in 10 games)		
Bryan Snyder	305.2	1997
(3,052 yards in 10 games)		
Bryan Snyder	294.2	1996
(3,530 yards in 12 games)		
John Port	274.5	2005
(2,745 yards in 10 games)		

## Touchdown Passes

Bryan Snyder	42	1996
John Port	35	2004
John Port	29	2003
Bryan Snyder	27	1997
John Port	25	2005
Tanner Kelly	25	2007

## Had Intercepted (since 1960)

Bryan Snyder	18	1995
Mike Strack	17	2000
Bryan Snyder	16	1994
John Port	15	2002
Dan Merkel	15	1993
Mike Futrick	15	1989
Stan Bergman	15	1984
Mike Futrick	14	1991
Ken Dysart	14	1988
Roy Curnow	14	1971





**RECEIVING**

Receptions		
Nick Cushman	101	2004
Ryan Ditze	94	1996
Eric Nemec	88	1997
Ryan Ditze	82	1994
Nick Cushman	76	2003

**Yards**

Nick Cushman	1,682	2004
Ryan Ditze	1,262	1996
Eric Nemec	1,197	1997
Jesse Dorais	1,034	2003
Nick Cushman	1,026	2003

**Yards Per Reception (min. 25 rec.)**

Jesse Dorais	21.2	2001
(741 yards/35 receptions)		
Jesse Dorais	20.3	2003
(1,034 yards/51 receptions)		
Howard Payton	19.9	1999
(497 yards/25 receptions)		
Ryan Ditze	19.8	1993
(573 yards/29 receptions)		
Nick Cushman	16.7	2004
(1,682 yards/101 receptions)		

**Receiving Yards Per Game**

Nick Cushman	152.9	2004
(1,682 yards in 11 games)		
Eric Nemec	119.7	1997
(1,197 yards in 10 games)		
Ryan Ditze	105.2	1996
(1,262 yards in 12 games)		
Jesse Dorais	103.4	2003
(1,034 yards in 10 games)		
Nick Cushman	102.6	2003
(1,026 yards in 10 games)		

**Touchdown Receptions**

Ryan Ditze	20	1996
Nick Cushman	17	2004
Eric Nemec	16	1997
Jesse Dorais	13	2003
Jesse Dorais	10	2001
Nate Romig	10	2007

**TOTAL OFFENSE****Plays**

Bryan Snyder	524	1995
(449 passing, 75 rushing)		
Bryan Snyder	517	1996
(443 passing, 74 rushing)		
John Port	473	2004
(421 passing, 52 rushing)		
Tanner Kelly	465	2007
(326 passing, 139 rushing)		
John Port	455	2005
(415 passing, 40 rushing)		

**Yards**

John Port	3,766	2004
(3,799 passing, -33 rushing)		
Bryan Snyder	3,406	1996
(3,530 passing, -124 rushing)		
John Port	3,358	2003
(3,397 passing, -39 rushing)		
Bryan Snyder	2,938	1997
(3,052 passing, -114 rushing)		
Tanner Kelly	2,844	2007
(2,716 passing, 128 rushing)		

**Yards Per Game**

John Port	342.4	2004
(3,766 yards in 11 games)		
John Port	335.8	2003
(3,358 yards in 10 games)		
Bryan Snyder	293.8	1997
(2,938 yards in 10 games)		
Bryan Snyder	283.8	1996
(3,406 yards in 12 games)		
John Port	266.3	2005
(2,663 yards in 10 games)		

**SCORING****Points (non-kicker)**

Ryan Ditze	120	1996
(20 TDs)		
Nick Cushman	106	2004
(17 TDs, 2 XPs)		
Eric Nemec	100	1997
(16 TDs, 2 XPs)		
John Thorpe	96	1991
(16 TDs)		
Adam Hubley	90	2004
(15 TDs)		
Nate Romig	90	2007
(15 TDs)		

**Points (kicker)**

Dennis Unger	79	1995
(18 FGs, 25 XPs)		
George Merrill	73	2001
(16 FGs, 25 XPs)		
Dustin Kaplan	64	2004
(4 FGs, 52 XPs)		
Dennis Unger	63	1996
(6 FGs, 45 XPs)		
Dennis Unger	57	1994
(11 FGs, 24 XPs)		

**Field Goals**

Dennis Unger	18	1995
George Merrill	16	2001
Dennis Unger	11	1994
George Merrill	11	1999
John Whelan	8	2007
Dennis Unger	7	1997
Rich Appaluccio	7	1988
Mike Franczak	7	1979-81
Dennis Unger	6	1996
John Meil	6	1983

**Field Goals Attempted**

George Merrill	26	2001
Dennis Unger	22	1995
Dennis Unger	19	1994
George Merrill	17	1999
John Whelan	16	2007

Dennis Unger	11	1996
Rich Appaluccio	11	1988
Mike Franczak	11	1979

**PATs**

Dustin Kaplan	52	2004
Dennis Unger	50	1996
Dustin Kaplan	41	2003
Bill Brown	36	1976
John Whelan	32	2007

**PAT Attempts**

Dustin Kaplan	57	2004
Dennis Unger	57	1996
Dustin Kaplan	45	2003
Bill Brown	39	1976
John Whelan	36	2007
Bill Brown	35	1975
Dustin Kaplan	35	2005

**PUNTING****Punts**

Ken Dysart	80	1987
Dennis Zimmerman	80	1968
Mark Holway	79	1983
Bert Wenzel	76	2001
Dave Curtis	73	1984
Greg Holst	73	1979
Chris Seger	72	1977

**Yards**

Dennis Zimmerman	2,801	1968
Bert Wenzel	2,760	2001
Greg Holst	2,758	1979
Dave Curtis	2,664	1984
Mark Holway	2,633	1983

**Yards Per Punt (min. 30 punts)**

Chris Morehouse	43.2	1998
(2,247 yards/52 punts)		
Jeff Perry	39.6	1996
(2,334 yards/59 punts)		
Tanner Kelly	39.2	2007
(2,040 yards/52 punts)		
Bert Wenzel	38.3	2003
(1,838 yards/48 punts)		
Greg Holst	37.8	1979
(2,758 yards/73 punts)		

**TACKLES****Unassisted (since 1982)**

Pete Manotti	68	2004
Tom Fitti	66	2001
Mike Gancarz	63	2002
Tom Fitti	57	2000
Steve Butler	57	2005
Matt Fitzgerald	56	2000

**Assisted (since 1982)**

Joe Jennings	106	1991
Bob Smith	96	1982
Anthony DellaVentura	80	1998
Carl Perino	80	1991
Nick Panico	79	1998
Jason Howe	79	1994
Marco Lloyd	77	1987



**Total (since 1982)**

Bob Smith	128	1982
Joe Jennings	127	1991
Bob Smith	121	1984
Jason Howe	120	1994
Nick Panico	114	1998

**Per Game (since 1982)**

Bob Smith	14.22	1982
(128 tackles in 9 games)		
Bob Smith	13.44	1984
(121 tackles in 9 games)		
Joe Jennings	12.70	1991
(127 tackles in 10 games)		
John Shea	12.13	1991
(97 tackles in 8 games)		
Jason Howe	12.00	1994
(120 tackles in 10 games)		

**For Loss (yards) (since 1990)**

Russell Benditt	29 (-116)	2001
Russell Benditt	28 (-123)	2000
Chris Rickards	25 (-109)	1995
Dave Oscar	20 (-46)	1995
Chad Sload	19 (-84)	2001

**FUMBLES****Forced (since 1988)**

Toby Ranck	6	1999
Mike McCoy	5	1988
Rich Sbarra	3	2006
Mike Porreca	4	1990
Matt Fitzgerald	3	2000
Chris Lysakowski	3	1988
Lou Pascarella	3	1988
Kris Trauger	3	1988
Nick Yarussi	3	1988
many players tied with	2	
(last by Matt Christ, Andrew Kibler, & Chris Kovensky '07)		

**Recovered**

Nick Yarussi	6	1988
Jim Kernan	5	1995
Art Vellutato	5	1982
Marco Lloyd	4	1987
Tim O'Shea	4	1982
Bob Majowicz	4	1979
Mike Niro	4	1980
Leo Palumbo	4	1980
Mark Crow	4	1974
Mike Zielinski	4	1973
John Wesley	4	1971
many players tied with	3	

(last by Matt Christ 2007)

**INTERCEPTIONS**

Jack Sudol	12	1953
Bob Maro	10	1996
Ed McCloskey	9	1970
Jack Byers	8	2003
Todd Hoffman	8	2001
Terry Rhodes	8	1968
Jon Thorpe	7	1989
Terry Rhodes	7	1969
Paul Reid	7	1964
Matt Christ	7	2007

**SACKS (since 1982)**

Chris Rickards	11.5	1995
Bob Smith	11	1982
Russell Benditt	10.5	2000
Art Vellutato	10	1982
Marc Barry	9.5	1995

## Single-Game Records

**RUSHING****Yards Gained**

Chad Eisenhower	274	1995 vs Leb. Valley
Vic Scotese	252	1981 vs FDU-Madison
Matt Santoro	243	1997 vs Del. Valley
Matt Pammer	225	1985 vs Leb. Valley
Matt Santoro	223	1998 vs Leb. Valley

**Carries**

Dennis Zimmerman	45	1968 vs Del. Valley & Leb. Valley
Dennis Zimmerman	42	1969 vs Lycoming
Dennis Zimmerman	42	1968 vs Moravian
Chris Arnout	41	1982 vs Wilkes
Dennis Zimmerman	41	1969 vs Leb. Valley
Chad Eisenhower	39	1995 vs Susquehanna
Matt Pammer	39	1986 vs Leb. Valley

**Touchdowns**

Chad Eisenhower	4	1994 vs Del. Valley
Tom Olivo	4	1961 vs Muhlenberg
Dick Riffle	4	1936 vs Muhlenberg
many tied with	3	

(last by Adam Hubley 2003 vs Susquehanna)

**Yards Per Carry (min. 10 carries)**

Kevin Daniels	15.4	1974 vs Del. Valley (216 yds on 14 carries)
Vic Scotese	11.5	1981 vs FDU-Madison (252 yds on 22 carries)
Bob MacMillan	11.5	1972 vs Gettysburg (173 yds on 15 carries)
Don Manlove	11.0	1964 vs Grove City (121 yds on 11 carries)
Jeff Welch	10.4	1976 vs Upsala (156 yds on 15 carries)
Frankie Francks	10.2	1974 vs Moravian (112 yds on 11 carries)

**PASSING****Yards**

John Port	533	2003 vs Juniata
John Port	466	2004 vs Widener
John Port	464	2004 vs FDU-Florham
Bryan Snyder	464	1997 vs Susquehanna
Tanner Kelly	447	2007 vs Kean (NJ)
John Port	414	2004 vs Lycoming

**Completions**

John Port	36	2003 vs Moravian
Bryan Snyder	35	1994 vs Widener
Bryan Snyder	34	1996 vs Widener
John Port	33	2003 vs Wilkes
Bryan Snyder	33	1997 vs Susquehanna
Bryan Snyder	33	1996 vs Juniata
John Port	33	2005 vs Wilkes

**Attempts**

Bryan Snyder	66	1996 vs Widener
Bryan Snyder	55	1994 vs Widener
John Port	55	2005 vs Wilkes
Mike Strack	52	2000 vs Del. Valley
Bryan Snyder	52	1996 vs Lycoming
John Port	51	2003 vs Del. Valley
Mike Strack	51	2001 vs Widener

**Completion Pct (min. 15 attempts)**

Bryan Snyder	0.868	1997 vs Susquehanna (33 of 38)
Tanner Kelly	0.818	2007 vs Kean (NJ) (18 of 22)
Jeff Haberl	0.800	1998 vs Leb. Valley (24 of 30)
Tanner Kelly	0.774	2006 vs Leb. Valley (24 of 31)
Bryan Snyder	0.765	1997 vs Moravian (26 of 34)

**Touchdown Passes**

John Port	6	2002 vs Del. Valley
John Port	5	2004 vs Wilkes
John Port	5	2003 vs Juniata, Lebanon Valley
Bryan Snyder	5	1997 vs Del. Valley
Bryan Snyder	5	1996 vs 4 teams
Tanner Kelly	4	2006 vs Juniata
John Port	4	2004 vs 4 teams
John Port	4	2003 vs Susquehanna, Ursinus
John Port	4	2002 vs Leb. Valley
John Port	4	2005 vs Leb. Valley, Del. Valley
Mike Strack	4	2001 vs Widener, Wesley
Bryan Snyder	4	1997 vs Susquehanna, Moravian
Bryan Snyder	4	1996 vs Catholic U., Moravian
Bryan Snyder	4	1995 vs Leb. Valley
Gary Chapman	4	1961 vs F&M
many tied with	3	

(last by John Port 2004 vs Leb. Valley)

**Had Intercepted**

Joe Matina	5	1988 vs Susquehanna
Lew Nevins	5	1962 vs Lycoming
Mike Strack	4	1999 vs Lycoming
Jeff Haberl	4	1998 vs Leb. Valley
Keith Cadden	4	1992 vs Leb. Valley
Roy Curnow	4	1971 vs Juniata
Roy Shellhammer	4	1966 vs Wagner
Lew Nevins	4	1963 vs Leb. Valley
Stan Bergman	4	1984 vs Upsala
many tied with	3	

(last by John Port 2002 vs King's)



## RECEIVING

### Receptions

Ryan Ditze	17	1995 vs Lycoming
Eric Nemec	17	1995 vs Widener
Ryan Ditze	17	1994 vs Widener
Ryan Ditze	16	1996 vs Widener
Eric Nemec	15	1997 vs Susquehanna
Eric Nemec	15	1995 vs King's
Eric Nemec	14	1997 vs FDU-Madison
Ryan Ditze	14	1996 vs Lycoming
Ryan Ditze	14	1994 vs Jersey City
Nick Cushman	13	2003 vs Juniata

### Yards

Nick Cushman	244	2003 vs Juniata
Nick Cushman	233	2004 vs FDU-Florham
Ryan Ditze	233	1995 vs Lycoming
Nick Cushman	223	2004 vs Moravian
Eric Nemec	223	1997 vs Susquehanna
Ryan Ditze	212	1996 vs Widener
Ryan Ditze	202	1995 vs Moravian

### Yards Per Reception (min. 3 recs.)

Jesse Dorais	40.3	2001 vs Juniata (3 catches/121 yards)
Stephen Asay	37.3	2006 vs Lycoming (3 catches/112 yards)
Jesse Dorais	36.6	2002 vs Del. Valley (5 catches/183 yards)
Howard Payton	36.0	1999 vs Susquehanna (3 catches/108 yards)
Jesse Dorais	32.4	2003 vs Ursinus (5 catches/162 yards)

### Touchdown Receptions

Eric Nemec	4	1996 vs Del. Valley
Andy Sorice	3	2005 vs Leb. Valley
Nick Cushman	3	2004 vs 3 teams
Steve Mocey	3	2004 vs Wilkes
Jesse Dorais	3	2003 vs Leb. Valley
Eric Nemec	3	1998 vs Susquehanna
Jim Maransky	3	1988 vs Upsala
Gerry Potts	3	1951 vs Gettysburg
Stephen Asay	3	2007 vs Wilkes
many tied with	2	
(last by Nick Cushman 2004 vs McDaniel)		

## TOTAL OFFENSE

### Plays

Bryan Snyder	69	1996 vs Widener (66 passing, 3 rushing)
Bryan Snyder	66	1996 vs Lycoming (52 passing, 14 rushing)
Mike Strack	60	2000 vs Del. Valley (52 passing, 8 rushing)
John Port	60	2005 vs Wilkes (55 passing, 5 rushing)
John Port	59	2004 vs Del. Valley (49 passing, 10 rushing)

### Yards

John Port	542	2003 vs Juniata (533 passing, rushing)
John Port	479	2004 vs FDU-Florham (464 passing, 15 rushing)
John Port	441	2004 vs Widener (466 passing, -25 rushing)
Bryan Snyder	441	1997 vs Susquehanna (464 passing, -23 rushing)
Tanner Kelly	417	2006 vs Lycoming (335 passing, 82 rushing)
John Port	417	2004 vs Lycoming (414 passing, 3 rushing)

## SCORING

### Points (non-kicker)

Dick Riffle	30	1936 vs Muhlenberg (5 TDs)
Eric Nemec	24	1996 vs Del. Valley (4 TDs)
Chad Eisenhower	24	1994 vs Del. Valley (4 TDs)
Tom Olivo	24	1961 vs Muhlenberg (4 TDs)
Billy Krohto	20	1948 vs Otterbein (3 TDs, 1 2XP)
many tied with	18	
(last by Stephen Asay 2007 vs Wilkes)		

### Points (kicker)

Dennis Unger	18	1995 vs King's (5 FGs, 3 XPs)
George Merrill	14	2001 vs Wilkes (4 FGs, 2 XPs)
John Meil	13	1983 vs Moravian (4 FGs, 1 XP)
Bill Cooper	11	1969 vs Moravian (3 FGs, 2 XP)
Dustin Kaplan	10	2004 vs McDaniel (1 FG, 7 XP)
George Merrill	10	2001 vs Leb. Valley (3 FGs, 1 XP)
George Merrill	10	2001 vs Del. Valley (2 FGs, 4 XPs)
George Merrill	10	2000 vs Susquehanna (3 FGs, 1 XP)
John Whelan	10	2007 vs Lycoming (2 FGs, 4 XP)

### Field Goals

Dennis Unger	5	1995 vs King's
George Merrill	4	2001 vs Wilkes
John Meil	4	1983 vs Moravian
George Merrill	3	2001 vs Leb. Valley
George Merrill	3	2001 vs Susquehanna
George Merrill	3	2000 vs Susquehanna
George Merrill	3	1999 vs Wilkes
Rich Appaluccio	3	1988 vs W. Maryland
Bill Cooper	3	1969 vs Moravian
Mike Franczak	3	1980 vs Upsala
Bill Brown	3	1973 vs Upsala

### Field Goals Attempted

George Merrill	5	1999 vs Wilkes
Dennis Unger	5	1995 vs King's
George Merrill	4	2001 vs Wilkes
George Merrill	4	1999 vs Susquehanna
many tied with	3	

(last by George Merrill 2001 vs Leb. Valley)

## PATs

Mike Franczak	8	1980 vs FDU-Madison
Bill Brown	8	1975 vs Upsala
Dustin Kaplan	7	2004 vs 2 teams
Dustin Kaplan	7	2003 vs Juniata, Susquehanna
Dustin Kaplan	7	2002 vs Del. Valley
George Merrill	7	2001 vs Wesley
Bill Brown	7	1976 vs Leb. Valley
many tied with	6	
(last by John Whelan 2007 vs Lycoming)		

## PAT Attempts

Mike Franczak	8	1980 vs FDU-Madison
Bill Brown	8	1976 vs Leb. Valley
Bill Brown	8	1975 vs Upsala
Dustin Kaplan	7	2004 vs 3 teams
Dustin Kaplan	7	2003 vs Juniata, Susquehanna
Dustin Kaplan	7	2002 vs Del. Valley
George Merrill	7	2001 vs Wesley
Bill Brown	7	1976 vs Susquehanna
Bill Brown	7	1973 vs Upsala

## PUNTING

### Punts

Dave Curtis	14	1984 vs Widener
Dave Curtis	14	1983 vs Lycoming
Jack Sudol	14	1951 vs Scranton
Ken Dysart	13	1987 vs Lycoming
Chris Seger	13	1977 vs Wilkes
Dennis Zimmerman	13	1968 vs Lycoming
Greg Holst	12	1978 vs Lycoming
William Gallen	12	1976 vs St. Lawrence
Carmen Comunale	12	1965 vs Wagner
Jack Sudol	12	1952 vs Scranton
Ken Dysart	11	1987 vs Leb. Valley
Mark Holway	11	1982 vs Upsala
Greg Holst	11	1981 vs Del. Valley
many tied with	10	
(last by Bert Wenzel 2002 vs Lycoming)		

### Yards

Greg Holst	480	1979 vs Lycoming
Chris Seger	432	1977 vs Wilkes
Ken Dysart	421	1987 vs Lycoming
Rob Brooks	382	1992 vs Lycoming
Greg Holst	381	1981 vs Del. Valley

### Yards Per Punt (min. 4 punts)

Chris Morehouse	51.0	1998 vs Del. Valley (255 yds on 5 punts)
Chris Morehouse	49.3	1998 vs Catholic U. (197 yds on 4 punts)
Greg Holst	47.0	1980 vs FDU-Florham (188 yds on 4 punts)
Chris Morehouse	46.6	1998 vs Juniata (233 yds on 5 punts)
Jack Sudol	46.0	1953 vs Gettysburg (414 yds on 9 punts)
Al Harny	46.0	1949 vs F&M



## TACKLES

### Unassisted

Tom Fitti	16	1999 vs King's
Tom Fitti	15	2001 vs Widener
Matt Fitzgerald	15	2000 vs Moravian
Bob Smith	14	1984 vs Wilkes
Ray Granger	13	1978 vs F&M
Josh Benson	12	2003 vs Juniata
Mike Gancarz	12	2002 vs 2 teams
Mike Gancarz	12	2001 vs King's
Tom O'Rourke	12	1989 vs Del. Valley
John McGowan	12	1989 vs Leb. Valley

### Assisted (since 1982)

Jeff Bender	17	1991 vs Juniata
John Shea	16	1991 vs Juniata
Joe Jennings	15	1991 vs Lycoming
Dave Barr	12	2000 vs Widener
Bill Holley	12	1993 vs Del. Valley
Ed Palubinski	12	1993 vs Del. Valley
John Shea	12	1991 vs Lycoming
Joe Jennings	12	1991 vs 2 teams
Carl Perino	12	1991 vs 3 teams
Bob Smith	12	1984 vs Lycoming
Bob Kimball	12	1984 vs Del. Valley
many tied with	11	

(last by Brian Alboucq 2002 vs. Moravian)

### Total

Bob Smith	27	1982 vs Upsala
Bob Smith	22	1984 vs Wilkes
Ray Granger	22	1978 vs F&M
Ray Granger	21	1978 vs Juniata
Jeff Bender	20	1991 vs Juniata
Pete Manotti	20	2005 vs FDU-Florham
John Shea	20	1991 vs Juniata
Joe Jennings	20	1991 vs Wilkes

Bob Smith	20	1982 vs Susquehanna
Tom Fitti	19	1999 vs King's
Nick Yarusi	19	1988 vs Widener
Bob Smith	19	1984 vs Lycoming

### For Loss (yards) (since 1990)

Russell Benditt	6	(-19) 2001 vs Susquehanna
Russell Benditt	6	(-19) 2000 vs Leb. Valley
Chad Sload	5	(-37) 2001 vs Leb. Valley
Russell Benditt	5	(-32) 2000 vs Wilkes
Mike Gancarz	5	(-30) 2002 vs Del. Valley
Marc Shoemaker	4	(-29) 2003 vs Ursinus
Mike Porreca	4	(-26) 1990 vs Widener
Jackson Fallon	3	(-25) 2002 vs King's
Greg Vella	3	(-25) 1990 vs Lycoming

## FUMBLES

### Forced (since 1988)

Steve Biddle	2	2001 vs Dickinson
Matt Fitzgerald	2	2000 vs Wilkes
John Francolla	2	1991 vs Lycoming
Mike Porreca	2	1990 vs Moravian
Mike McCoy	2	1988 vs Del. Valley
Andrew Kibler	2	2007 vs Del. Valley

### Recovered (since 1979)

Justin Smith	2	2003 vs Leb. Valley
Kevin Bliss	2	2002 vs Juniata
Pete Manotti	2	2003 vs Lycoming
Steve Panico	2	2001 vs Wilkes
Jeff Bender	2	1990 vs Moravian
Jon Thorpe	2	1988 vs Del. Valley
Nick Yarusi	2	1988 vs Lycoming
Andy Ruppert	2	1985 vs Lycoming
Dan O'Shea	2	1984 vs Wilkes
Art Vellutato	2	1982 vs Lycoming
Tim O'Shea	2	1982 vs Lycoming

Don Jones	2	1980 vs Juniata
Joe Carlanantonio	2	1980 vs Juniata
Bill Waters	2	1979 vs Susquehanna

## SACKS

Bob Smith	4	1982 vs FDU-Madison
Russell Benditt	3.5	2000 vs Wilkes
Joe Howe	3	1997 vs Juniata
Mike Porreca	3	1990 vs Widener
Kris Trauger	3	1989 vs Juniata
Tim O'Shea	3	1984 vs Wilkes
Bob Smith	3	1984 vs Widener
Art Vellutato	3	1982 vs Del. Valley
John Jacobo	3	1980 vs Upsala
Bill Morrison	3	1972 vs Juniata
Carl Fischl	3	1972 vs Juniata
Pat Morris	3	1992 vs Juniata
Marc Shoemaker	2.5	2003 vs Ursinus
Chad Sload	2.5	2001 vs Leb. Valley
John Couchara	2.5	1997 vs FDU-Florham
many tied with	2	

(last by Joe O'Neill 2003 vs Juniata)

## INTERCEPTIONS

Phil Tortoreti	4	1966 vs Moravian
Jack Sudol	4	1951 vs F&M
Bob Maro	3	1997 vs Wesley
John Shea	3	1990 vs Widener
Cliff Repetti	3	1988 vs Upsala
Mike Sahli	3	1975 vs Leb. Valley
Paul Reid	3	1964 vs Juniata, Leb. Valley
Matt Christ	3	2007 vs Kean (NJ)
many tied with	2	

(last by Paul Mohr 2004 vs Leb. Valley)

# All-time Longest Plays

## Rush

Willie Smith	96	1951 vs Moravian
Paul Deck	95	1922 vs Cornell
Dick Breen	91	1939 vs Dickinson
Harry Kerns	90	1926 vs Juniata
Rob Levan	85	1990 vs Juniata
Bob White	85	1949 vs Moravian

## Pass

Mike Strack to Jesse Dorais	96	2001 vs Wesley
Tanner Kelly to Stephen Asay	91	2007 vs King's
Bryan Snyder to Chris McPherson	83	1994 vs Leb. Valley
John Port to Jesse Dorais	82	2003 vs Ursinus
Bryan Snyder to Howard Payton	80	1997 vs King's
George Petronius to Stan Brooks	80	1929 vs St. Joseph's

## Field Goal

John Meil	47	1993 vs Moravian
John Meil	47	1982 vs Leb. Valley
John Meil	45	1982 vs Lycoming
George Merrill	43	1999 vs Del. Valley
George Merrill	42	2001 vs Susquehanna

Greg Leppien	42	1998 vs Wm Patterson
Dennis Unger	42	1997 vs Widener
Mike Franczak	42	1980 vs Juniata
George Merrill	41	2001 vs Juniata
Rob Brooks	41	1992 vs Widener
Bill Cooper	41	1967 vs Moravian

## Punt

Jack Sudol	92	1953 vs Scranton
Al Harnly	89	1949 vs PMC
Jack Sudol	75	1951 vs Lafayette
Chris Morehouse	71	1998 vs Del. Valley
Jack Sudol	70	1951 vs PMC

## Kickoff Return

Jeff Rogers	100	1998 vs Wm Patterson
Ralph Guadagno	98	1987 vs Moravian
George Hollenbaugh	97	1922 vs Cornell
Nate Romig	96	2006 vs Lycoming
Johnny Krouse	95	1948 vs Leb. Valley
Dick Riffle	95	1936 vs Muhlenberg
Ralph Guadagno	94	1986 vs Moravian
Jim Paul	94	1979 vs Leb. Valley
Frankie Francks	94	1975 vs Widener
Roy Dragon	94	1955 vs Muhlenberg
Roy Sherid	94	1927 vs Gallaudet

## Punt Return

Tom Olivo	100	1958 vs Scranton
Doug Deicke	85	1962 vs Moravian
Doug Deicke	85	1961 vs Gettysburg
Harry Kerns	85	1926 vs Juniata
Eldred Miller	80	1922 vs Dickinson
William Alston	78	2007 vs Lycoming
Mario Nicotera	77	1937 vs CCNY

## Interception Return

Dick Riffle	102	1937 vs CCNY
Bill Bors	93	1962 vs F&M
John Cunningham	77	1955 vs Lehigh
Mike Sahli	76	1974 vs Upsala
Mike Sahli	73	1975 vs Leb. Valley

## Fumble Return

Milton Weaver	80	1927 vs Leb. Valley
Milton Weaver	78	1926 vs Temple
Dan Boyd	62	1985 vs Widener
Matt Christ	51	2007 vs Del. Valley
Jim Huie	45	1960 vs F&M
Tom Farr	40	1982 vs Lycoming





# Team Records

## Single-Game Records

### Most Touchdowns

#### Rushing

8	1980 vs FDU-Madison
7	1989 vs Lebanon Valley
7	1980 vs Widener
7	1973 vs Upsala
7	1961 vs Muhlenberg
6	1976 vs Upsala, Leb. Valley
6	1972 vs Gettysburg
6	1950 vs Adelphi
5	many times (last 2005 vs Juniata)

#### Passing

6	2002 vs Delaware Valley
6	1996 vs Juniata
5	2004 vs Wilkes
5	2003 vs Juniata, Leb. Valley
5	1997 vs Delaware Valley
5	1996 vs 4 teams
4	many times (last 2007 vs Kean (NJ) & Wilkes)

#### Total

11	1936 vs Muhlenberg
11	1929 vs Alfred, Cooper Un.
11	1920 vs Juniata
9	1963 vs Delaware Valley
8	2003 vs Juniata
8	1980 vs FDU-Madison
8	1976 vs Lebanon Valley
8	1975 vs Upsala
8	1932 vs PMC

### Most First Downs

33	1932 vs PMC
31	2004 vs Juniata
30	2005 vs Juniata
30	2004 vs Widener
29	2004 vs Lebanon Valley
29	2003 vs Juniata
29	1990 vs Western Maryland
27	2004 vs FDU-Florham
27	2003 vs Delaware Valley
24	2001 vs Lebanon Valley
24	1929 vs Cooper Union

### Scoring

#### Points

77	1920 vs Juniata
73	1929 vs Alfred
70	1936 vs Muhlenberg
68	1929 vs Cooper Union
63	1963 vs Delaware Valley

### Most Yards

#### Rushing

481	1976 vs Delaware Valley
472	1972 vs Gettysburg
446	1977 vs Delaware Valley
446	1974 vs Muhlenberg
428	1974 vs Delaware Valley
397	1976 vs Upsala

#### Passing

533	2003 vs Juniata
464	1997 vs Susquehanna
406	1996 vs Widener
405	2002 vs Delaware Valley
391	1996 vs Wilkes

#### Total

644	2003 vs Juniata
584	1994 vs Moravian
551	2003 vs Susquehanna
529	1972 vs Gettysburg
517	1976 vs Delaware Valley

## Single-Season Records

### Most Touchdowns

#### Rushing

28	1976
24	1980
24	1975
22	2004
19	1977
19	1974
16	2002
16	1991
16	1994

#### Passing

43	1996
36	2004
29	2003
27	1997
25	2007

#### Total

62	2004
59	1996
46	2003
40	2001
40	1997
40	1976
40	1961
38	2005

### Most First Downs

281	2004
258	1996
230	2003
226	1995
209	2001

### Scoring

#### Points

447	2004
425	1996
332	2003
326	2001
300	1997

### Most Yards

#### Rushing

2,770	1974
2,680	1976
2,339	1980
2,278	1977
2,212	1975

#### Passing

3,877	2004
3,684	1996
3,453	2003
3,102	1997
2,837	1995

#### Total

5,290	2004
5,189	1996
4,686	2003
4,155	1995
4,032	1997





# ALBRIGHT

## FOOTBALL

### Through the Years

## All-Conference Football Selections

### MAC 1959 All-Northern Division Offense

Player	Off.	Position
Jimmy Doremus	Offense	G
Gerald Bricker	Offense	FB

### MAC 1960 All-Northern Division Offense

Player	Off.	Position
Gary Sheeler	Offense	E
George Reagan	Offense	T
Gary Chapman	Offense	QB

### MAC 1961 All-Northern Division Offense

Player	Off.	Position
Gary Sheeler	Offense	E
George Reagan	Offense	T
George Sighman	Offense	G
Gary Chapman#	Offense	QB
# MVP		

### MAC 1964 All-Northern Division Offense

Player	Off.	Position
Bob Goidell	Offense	T
Bill Kopp	Offense	G
Bill Bors	Offense	RB

### MAC 1965 All-Northern College Division Football Team

Player	Off./Def.	Position
Carmon Comunale	Offense	E
Bob Goidell	Offense	T
John Haggarty	Defense	DE
Bill Kopp	Defense	LB
George Gamber*	Offense	C
Roy Shellhammer*	Offense	QB
Frank Herzog*	Offense	HB
Al Esposito*	Defense	IL

\* Honorable Mention

### MAC 1966 All-Northern Division Football Team

Player	Off./Def.	Position
Carmon Comunale	Offense	E
Mickey Esposito	Offense	T
Paul Chaiet	Offense	G
George Gamber	Offense	C
Dennis Zimmerman	Offense	HB
Carmon Comunale	Defense	DE

### MAC 1966 All-Northern Division Football Team (cont.)

George Gamber	Defense	IL
Tom Gargulio*	Defense	DB

\* Honorable Mention

### MAC 1967 Northern College Division All-Star Team

Player	Off./Def.	Position
Dennis Zimmerman	Offense	HB
Herb Nauss	Defense	DB

### MAC 1968 College Div., Northern Section All-Star Team

Player	Off./Def.	Position
Terry Jones	Offense	G
Dennis Zimmerman	Offense	HB
Ted Agurkis	Defense	IL
Herb Nauss	Defense	DB

### MAC 1969 College Div., Northern Section All-Star Team

Player	Off./Def.	Position
Dennis Zimmerman#	Offense	HB
Ted Agurkis	Defense	IL
Terry Rhodes	Defense	DB
# MVP		

### MAC 1970 Northern Division All-Star Team

Player	Off./Def.	Position
Richard Orwig	Offense	E
Paul Litwinetz	Offense	C
Ed McCloskey	Defense	DB

### MAC 1971 Northern Division All-Star Team

Player	Off./Def.	Position
Paul Litwinetz	Offense	C
Bob MacMillan	Offense	HB
Jim Kuhn	Offense	FB
Mike Grant	Defense	DE
Bill Morrison	Defense	IL
Ed McCloskey	Defense	DB

### MAC 1972 Northern Division All-Star Team

Player	Off./Def.	Position
Jim Kuhn#	Offense	FB
Bob MacMillan	Offense	HB
Barry Shellemhammer	Offense	T
Mike Bauer	Offense	C
Bill Morrison	Defense	IL
# MVP		

### MAC 1973 Northern Division All-Star Team

Player	Off./Def.	Position
Mike Bauer	Offense	C
Tom Zielinski	Defense	DB
Bill Morrison	Defense	IL



**MAC 1974 Northern Division All-Star Team**

Player	Off./Def.	Position
Dave Kurzinsky	Offense	C
Kevin Daniels	Offense	RB
Mike Pizarro	Defense	DE
Howard Crow	Defense	DL

**MAC 1975 Northern Division All-Star Team**

Player	Off./Def.	Position
Chris Simcik	Offense	T
Mark Redmond	Offense	G
Dave Kurzinski	Offense	C
Pat Sharp	Offense	QB
Frankie Francks	Offense	RB
Bill Gallen	Offense	RB
Mike Vidulich	Defense	LB

**MAC 1976 Northern Division All-Star Team**

Player	Off./Def.	Position
Regis Yoboud	Offense	TE
Paul Cappelli	Offense	T
Mark Redmond	Offense	G
Dave Kurzinsky	Offense	C
Frankie Francks#	Offense	RB
Tom Neary	Defense	DE
Kevin Kelly	Defense	DL
Mark Crow	Defense	DL
Ray Granger	Defense	LB
Ron Neary	Defense	DB
# MVP		

**MAC 1977 Northern Division All-Star Team**

Player	Off./Def.	Position
Mark Redmond	Offense	G
Fred Hess	Offense	C
Jeff Welch	Offense	RB
Kevin Kelly	Defense	DL
Ray Granger	Defense	LB

**MAC 1978 Northern Division All-Star Team**

Player	Off./Def.	Position
Dino Andrescavage	Offense	T
Anthony Trotter	Defense	DE
Ray Granger#	Defense	LB
# MVP		

**MAC 1979 Northern Division All-Star Team**

Player	Off./Def.	Position
Dino Andrescavage	Offense	OL
Gregg Holst!	Defense	P

**MAC 1979 Northern Division All-Star Team (cont.)**

Mike Mullane	Defense	DE
Brian Constantine*	Offense	RB
* Honorable Mention		
! Punter of the Year		

**MAC 1980 Northern Division All-Star Team**

Player	Off./Def.	Position
Bob Gage	Offense	G
Vic Scotese	Offense	RB
Gregg Holst	Defense	P
Mike Franczk	Offense	K
John Jacobs	Defense	DL

**MAC 1981 Northern Division All-Star Team**

Player	Off./Def.	Position
Vic Scotese	Offense	RB

**MAC 1982 Northern Division All-Star Team**

Player	Off./Def.	Position
Chris Arnout	Offense	RB
Art Vellutato	Defense	LB

**MAC 1983 First-Team**

Player	Off./Def.	Position
Art Vellutato	Defense	LB
Casey Krady	Defense	DB

**MAC 1984 First-Team**

Player	Off./Def.	Position
Paul Hennigan	Defense	DE
Bob Smith	Defense	LB

**MAC 1989 First-Team**

Player	Off./Def.	Position
Jon Thorpe	Defense	DB

**MAC 1990 First-Team**

Player	Off./Def.	Position
Jon Thorpe	Offense	RB

**MAC 1991 First-Team**

Player	Off./Def.	Position
Jon Thorpe	Offense	RB
John Shea	Defense	DB

**MAC 1992 First-Team**

Player	Off./Def.	Position
Mario DeLiberty	Offense	T

**MAC 1993 Commonwealth First-Team**

Player	Off./Def.	Position
Dave Oscar	Defense	DL

**MAC 1994 Commonwealth First-Team**

Player	Off./Def.	Position
Dennis Unger	Offense	K

**MAC 1995 Commonwealth First-Team**

Player	Off./Def.	Position
Ben Reph	Offense	TE
Ed Baker	Offense	OL
Chad Eisenhower	Offense	RB
Dennis Unger	Offense	K
Chris Rickards	Defense	DE
Shawn Stratz	Defense	DL
Jeff Perry	Defense	P

**MAC 1996 Commonwealth First-Team**

Player	Off./Def.	Position
Ryan Ditze	Offense	WR
Ben Reph	Offense	TE
Ed Baker	Offense	OL
Sean McGinty	Offense	OL
Bryan Snyder#	Offense	QB
Jim Keman	Defense	DE
Shawn Stratz	Defense	DL
Jason Howe	Defense	LB
Bob Maro	Defense	DB
Jeff Perry	Defense	P
# MVP		

**MAC 1997 Commonwealth First-Team**

Player	Off./Def.	Position
Eric Nemec	Offense	WR
Ben Reph	Offense	TE
Sean McGinty	Offense	OL
Bryan Snyder#	Offense	QB
Jim Keman	Defense	DL
Jason Howe	Defense	LB
Bob Maro	Defense	DB
Tom Deja	Defense	DB
# MVP		



**MAC 1998 Commonwealth First-Team**

Player	Off./Def.	Position
Eric Nemec	Offense	WR
Greg Fisher	Offense	OL
Anthony Della Ventura	Defense	LB
Bob Maro	Defense	DB
Chris Morehouse	Defense	P

**MAC 1999 Commonwealth First-Team**

Player	Off./Def.	Position
Frank Puleo	Offense	TE
Matt Santoro	Offense	RB
George Merrill	Offense	K
Chris Bullis	Defense	DB

**MAC 2000 Commonwealth First-Team**

Player	Off./Def.	Position
Frank Puleo	Offense	TE
Brian Wood	Offense	OL
Buck Scarduzio	Offense	FB
Russell Benditt	Defense	DL
Tom Fitti	Defense	LB

**2001 Middle Atlantic Conference First-Team**

Player	Off./Def.	Position
George Merrill	Offense	K
Russell Benditt#	Defense	DL
Tom Fitti	Defense	LB

# Defensive MVP

**2001 Middle Atlantic Conference Second-Team**

Player	Off./Def.	Position
Gerry McShea	Offense	OL
Joe Noe	Offense	OL
Buck Scarduzio	Offense	FB
Dave Barr	Defense	LB
Todd Hoffman	Defense	DB
Steve Biddle	Defense	DB
Bert Wenzel	Defense	P

**2002 Middle Atlantic Conference Second-Team**

Player	Off./Def.	Position
Nick Cushman	Offense	WR
Jack Byers	Defense	DB

**2003 Middle Atlantic Conference First-Team**

Player	Off./Def.	Position
John Port	Offense	QB
Scott Matsinger	Offense	OL

**2003 Middle Atlantic Conference Second-Team**

Player	Off./Def.	Position
Jesse Dorais	Offense	WR
Nick Cushman	Offense	WR
Kevin Bliss	Defense	DB
Bert Wenzel	Defense	P

**2004 Middle Atlantic Conference First-Team**

Player	Off./Def.	Position
Nick Cushman	Offense	WR
Matt Niebel	Offense	OL
John Port	Offense	QB

**2004 Middle Atlantic Conference Second-Team**

Player	Off./Def.	Position
Justin Holland	Offense	TE
Pete Manotti	Defense	LB
Steve Mocey	Offense	WR

**2005 Middle Atlantic Conference First-Team**

Player	Off./Def.	Position
Matt Niebel	Offense	OL

**2005 Middle Atlantic Conference Second-Team**

Player	Off./Def.	Position
John Port	Offense	QB
Pete Manotti	Defense	LB

**2006 Middle Atlantic Conference Rookie of the Year**

Player	Off./Def.	Position
Tanner Kelly	Offense	QB

**2007 Middle Atlantic Conference First-Team**

Player	Off./Def.	Position
Tanner Kelly	Offense	QB
Steve Asay	Offense	WR
Matt Christ	Defense	DB

**2007 Middle Atlantic Conference Second-Team**

Player	Off./Def.	Position
Nate Romig	Offense	WR
Therron Deets	Offense	OL
Nate Romig	Offense	RS
John Whelan	Offense	K
Tanner Kelly	Defense	P

**2007 Middle Atlantic Conference Offensive Player of the Year**

Player	Off./Def.	Position
Tanner Kelly	Offense	QB



**Second Team All-Conference Selection  
Therron Deets**





# All-Time Coaching Records

Name	Years	Overall Record				MAC Record			
		W	L	T	Pct.	W	L	T	Pct.
Unknown	1892	1	0	0	1.000				
Charles "Pop" Kelchner	1900-18	24	56	8	.318				
Harry Benfer	1920-24	20	26	0	.435				
James Bond, Jr.	1925	2	6	0	.250				
Harry Weller	1926-27	9	7	1	.559				
John S. Smith	1928, 33	3	12	1	.219				
Alvin "Doggie" Julian	1929-30	14	3	1	.806				
Frank White	1931-32	12	6	0	.667				
Jay Martin Kelchner	1934	2	7	0	.222				
Clarence "Biggie" Munn	1935-36	13	2	1	.844				
Bill "Lone Star" Dietz	1937-42	31	23	2	.571				
David Strong	1946	1	7	0	.125				
LeVan Smith	1947-48	5	11	3	.342				
Ed Gulian	1949-54	25	29	1	.464				
John Potsklan	1955-84	144	122	5	.541	110	65	4	.626
Bill Popp	1985	2	7	0	.222	2	7	0	.222
Jeff Sparagana	1986-92	16	54	0	.229	9	49	0	.155
Kevin Keisel	1993-95	15	15	1	.500	7	9	0	.438
Ron Maier	1996	10	2	0	.833	5	0	0	1.000
E.J. Sandusky	1997-2006	50	52	0	.490	36	38	0	.523
John Marzka	2007-present	7	4	0	.636	5	2	0	.714
<b>Totals</b>	<b>1892-2007</b>	<b>406</b>	<b>451</b>	<b>24</b>	<b>.474</b>	<b>174</b>	<b>170</b>	<b>4</b>	<b>.505</b>

No team 1893-1899, 1901, 1907-1911, 1943-45

1958-69 – MAC College Division North

1970-82 – MAC Northern Division

1983-92 – MAC

1993-2000 – MAC Commonwealth League

2001-present – MAC

## Longest Tenures:

Name	Years	W	L	T	Pct.
John Potsklan	1955-84(30)	144	122	5	.541
"Pop" Kelchner	1900-18(13)	24	56	8	.318
E.J. Sandusky	1997-2006(10)	50	52	0	.490
Jeff Sparagana	1986-92(7)	16	54	0	.229

## Most Coaching Wins:

Name	Years	W	L	T	Pct.
John Potsklan	1955-84	144	122	5	.541
E.J. Sandusky	1997-2006	50	52	0	.490
"Lone Star" Dietz	1937-42	31	23	2	.571
Ed Gulian	1949-54	25	29	1	.464
"Pop" Kelchner	1900-18	24	56	8	.318



# Year-by-Year Results

## 1912 (2-7)

Coach: Pop Kelchner

L	Carlisle Indians	7-50
L	Lehigh	0-34
L	Ursinus	0-7
L	F & M	7-10
W	Carlisle Res'ves	32-21
L	Hillman Acad.	7-13
L	Fordham	13-16
W	Lebanon Valley	20-7

## 1913 (3-4-3)

Coach: Pop Kelchner

L	Carlisle Indians	0-25
L	Lehigh	0-64
T	Gettysburg	7-7
W	Carlisle Res'ves	56-0
L	Lafayette	0-7
W	Susquehanna	20-0
L	Army	0-77
T	Mt. St. Mary's	7-7
W	Muhlenberg	29-3
T	Temple	0-0

## 1914 (5-3-1)

Coach: Pop Kelchner

L	Carlisle Indians	0-20
W	Temple	28-12
T	Gettysburg	7-7
W	Dickinson	7-0
W	Carlisle Res'ves	55-7
	Mt. St. Mary's	n/a
W	Susquehanna	32-0
L	Bucknell	0-42
L	Lafayette	6-42
W	Muhlenberg	20-10

## 1915 (2-7)

Coach: Pop Kelchner

L	Carlisle Indians	7-21
L	Rutgers	0-53
L	Penn	0-63
W	Dickinson	20-0
L	Lehigh	0-27
L	Lafayette	0-42
L	Ursinus	0-54
W	Susquehanna	6-0
L	Muhlenberg	0-33

## 1916 (1-8-1)

Coach: Pop Kelchner

W	Carlisle Res'ves	20-7
L	Bucknell	0-37
L	Lehigh	6-61
L	Dickinson	0-20
L	Georgetown	0-80
L	Muhlenberg	0-43
L	Lafayette	0-32
T	Williamson School	7-7
L	PMC (Widener)	7-24

## 1917 (3-7)

Coach: Pop Kelchner

L	Penn	10-73
L	Carlisle Indians	0-60
L	Dickinson	7-27
W	Temple (forfeit)	1-0
W	Reading AC	62-0
L	Ursinus	7-29
W	Schuylkill Sem.	40-0
L	Muhlenberg	0-21
L	Lafayette	0-42
L	PMC (Widener)	7-27

## 1918 (0-3)

Coach: Pop Kelchner

	Carlisle Indians	canc.
	Bucknell	canc.
L	Dickinson	0-19
	Ursinus	canc.
	Muhlenberg	canc.
	Schuylkill Sem.	canc.
L	Lebanon Valley	6-13
L	F & M	7-25

## 1919 (1-6)

Coach: Harry Benfer

L	Dickinson	0-19
L	F & M	0-25
W	Drexel	38-0
L	Gettysburg	0-34
L	PMC (Widener)	0-26
L	Muhlenberg	0-67
L	Lebanon Valley	0-48

## 1920 (4-2)

Coach: Harry Benfer

W	Dickinson	6-0
L	Muhlenberg	13-14
W	Drexel	41-0
L	Gettysburg	10-20
W	Juniata	77-0
W	Susquehanna	21-7

## 1921 (4-3)

Coach: Harry Benfer

L	F & M	0-7
W	PMC (Widener)	27-20
L	Swarthmore	0-28
W	W. Maryland	21-7
W	Juniata	41-0
W	Susquehanna	21-6
L	Muhlenberg	7-15

## 1922 (6-3)

Coach: Harry Benfer

L	F & M	2-23
W	Juniata	34-0
L	Dickinson	7-28
W	PMC (Widener)	13-6
W	Susquehanna	6-0
W	Schuylkill Sem.	61-0
W	Ursinus	27-0
W	W. Maryland	20-0
L	Cornell	14-48

## 1923 (2-6)

Coach: Harry Benfer

W	Palmyra AC	48-0
L	F & M	6-10
L	Johns Hopkins	0-41
L	Dickinson	0-14
L	Ursinus	6-28
L	Haverford	6-13
W	Susquehanna	6-0
L	PMC (Widener)	6-16

## 1924 (3-6)

Coach: Harry Benfer

W	Loyola (Balt.)	14-0
L	F & M	7-21
L	Muhlenberg	0-34
L	PMC (Widener)	0-20
	Susquehanna	canc.
L	Dickinson	0-25
W	Washington C.	7-0
L	William & Mary	0-27
W	St. Joseph's	20-0
L	Lebanon Valley	6-21

## 1925 (2-6)

Coach: James Bond Jr.

L	F & M	0-15
L	Muhlenberg	0-21
L	PMC (Widener)	6-31
W	Gallaudet	58-0
W	Blue Ridge	18-0
L	Dickinson	0-13
L	William & Mary	0-27
L	Lebanon Valley	0-41

## 1926 (6-3)

Coach: Harry Weller

W	Muhlenberg	30-6
W	Juniata	33-0
W	F & M	20-6
W	PMC (Widener)	13-0
W	St. Joseph's	20-0
L	Lafayette	7-30
W	Temple	19-0
L	Schuylkill	7-9
L	Lebanon Valley	3-16

## 1927 (3-4-1)

Coach: Harry Weller

L	Muhlenberg	7-33
L	Brown	0-20
W	PMC (Widener)	7-0
W	Gallaudet	29-7
L	W. Maryland	0-33
L	Temple	0-13
W	Schuylkill	28-26
T	Lebanon Valley	6-6

## 1928 (1-7)

Coach: John B. Smith

L	Lafayette	0-78
L	Rutgers	0-19
L	St. Thomas	0-25
L	Temple	0-32
L	St. Joseph's	0-13
W	PMC (Widener)	19-0
L	Schuylkill	0-49
L	Lebanon Valley	6-13

## 1929 (7-2)

Coach: Doggie Julian

W	Cooper Union	69-0
L	Bucknell	0-33
W	Roanoke	46-0
W	Mt. St. Mary's	33-6
L	W. Maryland	6-21
W	St. Joseph's	26-0
W	Lebanon Valley	6-0
W	Alfred	73-0
W	Ursinus	18-0

## 1930 (7-1-1)

Coach: Doggie Julian

W	Connecticut	19-0
L	Bucknell	0-26
W	Mt. St. Mary's	12-7
W	PMC (Widener)	42-7
W	St. Joseph's	35-6
W	Davis & Elkins	7-0
W	G. Washington	33-0
T	W. Maryland	7-7
W	Lebanon Valley	12-6

## 1931 (5-4)

Coach: Frank White

L	Coast Guard	7-32
L	Temple	6-19
L	Bucknell	7-23
W	PMC (Widener)	58-0
L	St. Thomas	0-14
W	St. Joseph's	20-0
W	Washington C.	49-6
W	Mt. St. Mary's	28-0
W	Lebanon Valley	19-0
L	Ursinus	7-13

## 1935 (7-1)

Coach: Biggie Munn

W	Georgetown	7-0
W	Lafayette	32-0
W	Ursinus	23-0
W	Moravian	12-6
L	West Chester	6-7
W	Lebanon Valley	10-0
W	F & M	9-6
W	Muhlenberg	31-6



1936 (6-1-1)		L F & M	12-13	1950 (5-4)		1955 (2-7)	
Coach: Biggie Munn		W PMC (Widener)	27-20	Coach: Ed Gulian		Coach: John Potsklan	
L F & M	6-7	L Bucknell	0-42	L Temple	6-32	L Bucknell	14-25
W West Chester	7-6	W Millersville	26-13	L PMC (Widener)	7-12	L Muhlenberg	13-26
W CCNY	31-0			W Moravian	20-12	L Gettysburg	6-46
W Moravian	6-0	1942 (4-5)		W Adelphi	45-6	L Alfred	7-13
W Ursinus	35-0	Coach: Lone Star Dietz		L F&M	0-14	W F&M	20-0
T W. Maryland	6-6	W Indiantown Gap	47-0	W Lebanon Valley	27-13	L Moravian	13-35
W Lebanon Valley	16-7	W Ithica	22-7	L Scranton	13-34	W Lebanon Valley	27-12
W Muhlenberg	70-13	W F&M	6-0	W Gettysburg	14-12	L Lehigh	19-51
		L Lakehurst	0-14	W Muhlenberg	33-6	L Scranton	0-12
1937 (7-0-1)		W Moravian	14-13				
Coach: Lone Star Dietz		L West Chester	0-6	1951 (6-4)		1956 (2-7)	
W Geneva	20-0	L PMC (Widener)	0-18	Coach: Ed Gulian		John Potsklan	
W CCNY	34-0	L Lebanon Valley	6-13	W Lafayette	12-0	L Bucknell	0-13
T Ursinus	0-0	L Muhlenburg	0-20	W PMC (Widener)	12-6	L Muhlenberg	0-18
W Moravian	25-0			W Moravian	33-13	L Gettysburg	6-20
W Bucknell	6-0	1943-44-45		L Temple	6-47	L Lafayette	7-32
W LaSalle	13-0	Program suspended due to W W II		W F&M	6-0	L F&M	6-20
W Lebanon Valley	16-0			L Lebanon Valley	6-7	L Moravian	7-26
W Muhlenberg	7-6	1946 (1-7)		W Scranton	2-0	W Lebanon Valley	20-6
		Coach: David Strong		L Gettysburg	20-21	L Lehigh	14-34
1938 (4-5-1)		L Muhlenberg	0-39	W Muhlenberg	9-7	W Scranton	13-7
Coach: Lone Star Dietz		W Juniata	19-2	L West Chester	9-32		
L Temple	0-6	L Scranton	19-34			1957 (1-7-1)	
W Geneva	19-0	L Moravian	20-27	1952 (6-3)		Coach: John Potsklan	
L Gettysburg	0-7	L West Chester	0-26	Coach: Ed Gulian		L Bucknell	0-16
W Catawba	14-0	L F&M	0-12	L Temple	0-21	L Scranton	0-20
W Moravian	32-0	L Gettysburg	0-34	W Lafayette	28-6	L Muhlenberg	14-18
L Bucknell	0-6	L PMC (Widener)	0-6	W Gettysburg	7-0	T Lycoming	0-0
L LaSalle	6-14			W Muhlenberg	13-7	L Gettysburg	13-37
W Lebanon Valley	14-7	1947 (2-6-2)		L F&M	13-20	L Waynesburg	18-21
T Upsala	0-0	Coach: LeVan Smith		W Moravian	49-14	L Moravian	6-19
L Muhlenberg	0-3	L Millersville	13-20	W Lebanon Valley	21-19	W Lebanon Valley	32-8
		L Muhlenberg	0-53	W PMC (Widener)	20-0	L Juniata	13-40
1939 (5-4)		L West Chester	7-20	L Scranton	6-7		
Coach: Lone Star Dietz		T F&M	13-13			1958 (2-6-1)	
L Gettysburg	0-6	W Moravian	9-7	1953 (3-6)		Coach: John Potsklan	
L Bucknell	0-15	L Scranton	0-43	Coach: Ed Gulian		W Drexel	21-0
W Moravian	13-6	L Lebanon Valley	7-31	L Temple	0-34	T Lebanon Valley	14-14
W West Chester	25-19	W Juniata	26-7	W Muhlenberg	6-0	L Lycoming	8-24
W Upsala	26-0	L PMC (Widener)	19-27	L Lafayette	7-28	L Gettysburg	8-18
W Dickinson	46-14	T Gettysburg	13-13	L Gettysburg	0-27	L F&M	14-30
L F & M	16-19			L F&M	0-6	L Moravian	12-15
W Lebanon Valley	40-20	1948 (3-5-1)		W Moravian	21-13	L Muhlenberg	20-27
L Muhlenberg	0-3	Coach: LeVan Smith		L Lebanon Valley	0-13	L Juniata	12-33
		L Gettysburg	6-26	L PMC (Widener)	0-7	W Scranton	30-24
1940 (5-5)		W Moravian	19-0	W Scranton	19-0		
Coach: Lone Star Dietz		L Maryland State				1959 (7-3)	
W Kutztown	24-7	(MD-Eastern Shore)	0-25	1954 (3-6)		Coach: John Potsklan	
L Moravian	0-9	T F&M	0-0	Coach: Ed Gulian		L East Carolina	0-45
W Muhlenberg	14-3	W Lebanon Valley	19-13	L Lafayette	0-26	W Drexel	23-12
W Upsala	19-0	W Otterbein	61-7	W Muhlenberg	12-7	W Lebanon Valley	18-0
L Catawba	6-7	L Scranton	0-48	L Gettysburg	0-28	W Lycoming	19-0
L West Chester	0-7	L PMC (Widener)	0-39	L Alfred	0-12	L Gettysburg	6-19
L F & M	6-27	L Muhlenberg	0-13	W F&M	22-13	L Scranton	6-19
W Dickinson	7-0			L Moravian	7-13	W Moravian	33-12
L Bucknell	0-7	1949 (2-6-1)		W Lebanon Valley	21-14	W Muhlenberg	27-22
W Lebanon Valley	3-0	Coach: Ed Gulian		L Bucknell	0-27	W Juniata	14-0
		L West Chester	6-46	L PMC (Widener)	6-28	W F&M	48-14
1941 (6-4)		L Lincoln	12-14				
Coach: Lone Star Dietz		W Moravian	33-6				
W Blue Ridge	20-0	L Muhlenberg	7-21				
W Muhlenberg	14-3	W F&M	7-0				
L Carnegie Tech	6-12	L Lebanon Valley	13-26				
W West Chester	6-0	L Scranton	6-33				
L Lebanon Valley	13-27	T Gettysburg	13-13				
W Moravian	13-0	L PMC (Widener)	7-19				



1960 (9-0)		1966 (4-5)		L Moravian 21-28		1977 (7-2)	
Coach: John Potskian		Coach: John Potskian		W Lebanon Valley 16-7		Coach: John Potskian	
W Muhlenberg	31-7	W Juniata	13-7	W Upsala	22-0	L F&M	0-7
W Thiel	41-18	W Lycoming	10-0	1972 (8-1)		W Lycoming	16-6
W Drexel	34-6	L Gettysburg	7-34	Coach: John Potskian		W Juniata	20-17
W Gettysburg	20-8	L Delaware Valley	10-14	W Lycoming	39-0	W Delaware Valley	35-8
W Scranton	39-6	L Wagner	7-13	W Juniata	17-0	W Gettysburg	20-9
W Moravian	21-14	W Moravian	13-6	W Delaware Valley	24-2	W Susquehanna	34-7
W Lebanon Valley	7-6	W Lebanon Valley	24-0	W Gettysburg	42-21	L Wilkes	0-7
W Juniata	27-19	L Upsala	41-42	W Wagner	22-21	W Albany State	28-7
W F&M	41-29	L Drexel	27-28	W Moravian	12-0	W Lebanon Valley	20-3
1961 (7-0-1)		1967 (5-4)		L Drexel	7-30	W Upsala	14-7
Coach: John Potskian		Coach: John Potskian		W Lebanon Valley	33-7	1978 (3-6)	
W Muhlenberg	52-20	L Lycoming	7-20	W Upsala	8-7	Coach: John Potskian	
W Drexel	47-6	L Juniata	14-35	1973 (5-5)		L Lycoming	0-10
W Gettysburg	37-21	L Springfield	10-20	Coach: John Potskian		L Juniata	14-21
W Youngstown	20-6	W Gettysburg	33-0	L F&M	14-21	W Delaware Valley	35-6
T Moravian	8-8	L Delaware Valley	10-14	W Lycoming	21-6	L Widener	7-13
W Lebanon Valley	33-7	W Moravian	43-18	L Juniata	0-17	W Susquehanna	31-6
W Juniata	21-0	W Lebanon Valley	14-7	L Delaware Valley	7-13	W Wilkes	24-6
W F&M	46-0	W Upsala	7-6	L Gettysburg	0-23	L F&M	6-7
1962 (3-5)		W Drexel	20-14	W Wagner	27-19	L Lebanon Valley	20-27
Coach: John Potskian		1968 (8-1)		W Moravian	27-15	L Upsala	16-17
L Lycoming	6-20	Coach: John Potskian		L Drexel	7-16	1979 (3-6)	
W Muhlenberg	14-6	W Lycoming	9-0	W Lebanon Valley	13-10	Coach: John Potskian	
L Gettysburg	6-14	W Juniata	14-7	W Upsala	51-0	L Lycoming	5-15
L Youngstown	7-16	L Springfield	7-30	1974 (6-3)		W Juniata	10-7
L Moravian	13-16	W Gettysburg	21-20	Coach: John Potskian		L Lebanon Valley	21-22
W Lebanon Valley	23-0	W Delaware Valley	10-6	W Lycoming	16-0	L Widener	14-35
L Juniata	20-33	W Drexel	28-0	W Upsala	42-0	W Susquehanna	17-6
W F&M	34-0	W Moravian	12-9	W Delaware Valley	37-13	L Wilkes	17-28
1963 (3-5)		W Lebanon Valley	7-6	W Susquehanna	14-9	W FDU-Madison	10-3
Coach: John Potskian		W Upsala	28-0	L Juniata	27-28	L Delaware Valley	14-16
L Lycoming	7-13	1969 (3-6)		W Gettysburg	17-14	L Upsala	7-17
W Muhlenberg	13-8	Coach: John Potskian		W Moravian	35-20	1980 (5-4)	
L Juniata	6-12	W Lycoming	13-7	L Lebanon Valley	7-33	Coach: John Potskian	
L Indiana State	14-17	L Juniata	7-20	L Wilkes	10-14	L Lycoming	3-45
L Gettysburg	12-28	L Springfield	8-26	1975 (8-2)		L Juniata	10-35
W Delaware Valley	63-0	L Gettysburg	6-41	Coach: John Potskian		W Lebanon Valley	26-14
L Moravian	28-7	L Wagner	7-32	W Lycoming	14-0	L Widener	0-54
L Lebanon Valley	12-21	W Drexel	28-21	W Juniata	29-13	W Susquehanna	34-21
1964 (8-1)		L Moravian	23-26	W Delaware Valley	23-7	W Wilkes	23-16
Coach: John Potskian		W Lebanon Valley	15-0	L Gettysburg	7-34	W FDU-Madison	56-0
W Grove City	24-0	L Upsala	14-15	W Susquehanna	42-20	L Delaware Valley	10-34
W Juniata	13-0	1970 (4-5)		W Wilkes	20-14	W Upsala	45-28
W Lycoming	19-6	Coach: John Potskian		W Albany	28-8	1981 (5-3-1)	
W Gettysburg	19-15	W Lycoming	7-0	W Lebanon Valley	20-12	Coach: John Potskian	
W Delaware Valley	35-0	W Juniata	20-18	W Upsala	56-6	L Delaware Valley	0-27
L Wagner	8-27	L Springfield	24-27	L Widener	6-14	W Susquehanna	13-6
W Moravian	40-0	L Gettysburg	12-36	1976 (8-2)		W Lebanon Valley	31-14
W Lebanon Valley	39-0	L Wagner	14-22	Coach: John Potskian		W Upsala	17-7
W Wilkes	48-14	L Drexel	7-14	W Lycoming	20-14	L F&M	23-38
1965 (4-5)		L Moravian	2-24	W Juniata	15-13	L Juniata	0-41
Coach: John Potskian		W Lebanon Valley	34-24	W Delaware Valley	35-0	W FDU-Madison	23-13
W Juniata	24-7	W Upsala	15-7	L Gettysburg	10-14	T Lycoming	13-13
L Lycoming	9-19	1971 (3-5-1)		W Susquehanna	48-7	W Wilkes	12-0
L Gettysburg	14-22	Coach: John Potskian		W Wilkes	24-7		
W Delaware Valley	30-0	W Lycoming	20-3	W Albany	28-7		
W Wagner	21-14	T Juniata	6-6	W Lebanon Valley	55-7		
L Moravian	6-14	L Delaware Valley	15-20	W Upsala	42-6		
L Lebanon Valley	23-25	L Gettysburg	13-42	L St. Lawrence	6-27		
L Wilkes	7-37	L Wagner	14-27				
W Drexel	21-0	L Drexel	12-13				





1981 (5-3-1)			L Wilkes	7-38	1992 (0-10)			1997 (9-1)		
Coach: John Potsklan			L Moravian	7-28	Coach: Jeff Sparagana			Coach: E.J. Sandusky		
L Delaware Valley	0-27		L Widener	10-13	L West. Maryland	0-28		W Delaware Valley	39-17	
W Susquehanna	13-6		L Susquehanna	0-26	W Wilkes	10-19		W Lebanon Valley	31-7	
W Lebanon Valley	31-14				L Lebanon Valley	35-41		W Moravian	46-0	
W Upsala	17-7		1987 (2-8)		L Delaware Valley	11-40		W King's	38-20	
L F&M	23-38		Coach: Jeff Sparagana		L Kings Point	22-49		W Widener	28-21	
L Juniata	0-41		W West. Maryland	13-7	L Widener	33-35		W FDU-Madison	37-0	
W FDU-Madison	23-13		L Wilkes	7-24	L Juniata	21-23		W Juniata	14-6	
T Lycoming	13-13		L Upsala	3-7	L Lycoming	30-33		W Susquehanna	35-14	
W Wilkes	12-0		L Delaware Valley	10-13	L Moravian	20-28		L Catholic	22-44	
			W Lebanon Valley	7-3	L Susquehanna	17-46		W Wesley*	10-0	
			L Widener	0-19						
			L Juniata	16-28						
1982 (3-6)			L Lycoming	3-28	1993 (3-7)			1998 (4-6)		
Coach: John Potsklan			L Moravian	22-25	Coach: Kevin Kiesel			Coach: E.J. Sandusky		
L Delaware Valley	7-23		L Susquehanna	0-29	W King's	31-12		L William Paterson	10-16	
L Susquehanna	3-21				W Juniata	24-14		W Delaware Valley	25-20	
W Lebanon Valley	28-0		1988 (2-8)		L Lycoming	14-34		W Lebanon Valley	33-23	
L Upsala	0-3		Coach: Jeff Sparagana		L Susquehanna	7-31		L Moravian	7-17	
L F&M	7-10		W West. Maryland	15-7	L FDU-Madison	7-33		W King's	27-14	
L Juniata	14-21		L Wilkes	7-41	L Widener	13-33		L Widener	0-33	
W FDU-Madison	41-0		W Upsala	30-19	L Moravian	21-49		L FDU-Madison	14-16	
L Lycoming	10-21		L Delaware Valley	10-30	L Lebanon Valley	13-24		L Juniata	14-21	
W Wilkes	24-3		L Lebanon Valley	7-24	W Delaware Valley	34-33		W Susquehanna	23-16	
			L Widener	3-38	L Monmouth	14-15		L Catholic	33-34(OT)	
1983 (5-4)			L Juniata	7-30						
Coach: John Potsklan			L Lycoming	0-23	1994 (4-5-1)			1999 (3-7)		
L Delaware Valley	7-26		L Moravian	3-28	Coach: Kevin Kiesel			Coach: E.J. Sandusky		
W Upsala	7-6		L Susquehanna	7-44	T King's	13-13		L Wilkes	15-36	
W Juniata	25-6				W Juniata	17-0		W Moravian	21-8	
L Lycoming	0-14		1989 (2-8)		L Lycoming	17-37		L FDU-Madison	3-24	
W Lebanon Valley	27-0		Coach: Jeff Sparagana		L Susquehanna	9-37		L Juniata	24-45	
W Wilkes	25-3		L West. Maryland	13-21	L FDU-Madison	6-27		L Widener	27-35	
W Moravian	19-14		W Wilkes	13-7	L Widener	20-46		W Lebanon Valley	21-7	
L Widener	7-14		L Bridgewater	0-7	W Moravian	41-31		L Lycoming	9-43	
L Susquehanna	7-44		L Delaware Valley	35-38	L Lebanon Valley	20-34		L King's	33-37	
			L Lebanon Valley	19-49	W Delaware Valley	45-29		W Delaware Valley	37-13	
1984 (3-6)			L Widener	0-40	W Jersey City State	45-14		L Susquehanna	20-27	
Coach: John Potsklan			W Juniata	28-23						
L Delaware Valley	14-21		L Lycoming	8-22	1995 (8-3)			2000 (3-7)		
L Upsala	7-18		L Moravian	15-35	Coach: Kevin Kiesel			Coach: E.J. Sandusky		
W Juniata	13-10		L Susquehanna	12-14	L Lycoming	26-29		L Wilkes	21-22	
L Lycoming	0-44				W Lebanon Valley	38-3		L Moravian	17-27	
W Lebanon Valley	14-0		1990 (2-8)		W Moravian	26-0		W FDU-Madison	21-18	
W Wilkes	10-6		Coach: Jeff Sparagana		W Wilkes	10-7		W Juniata	7-6	
L Moravian	11-21		L West. Maryland	31-45	W King's	42-24		L Widener	14-27	
L Widener	14-38		W Wilkes	14-13	L Widener	17-31		W Lebanon Valley	31-26	
L Susquehanna	7-29		W Bridgewater	31-27	W FDU-Madison	19-10		L Lycoming	3-39	
			L Delaware Valley	28-35	W Juniata	10-0		L King's	14-34	
1985 (2-7)			L Lebanon Valley	10-13	W Susquehanna	47-14		L Delaware Valley	42-55	
Coach: Bill Popp			L Widener	14-18	L Catholic	16-17		L Susquehanna	16-24	
L Delaware Valley	7-35		L Juniata	13-30	W Salisbury State*	20-10				
W Upsala	22-16		L Lycoming	7-34				2001 (7-4)		
L Juniata	7-26		L Moravian	22-30	1996 (10-2)			Coach: E.J. Sandusky		
L Lycoming	0-43		L Susquehanna	0-14	Coach: Ron Maier			W Delaware Valley	34-6	
W Lebanon Valley	31-6				L Lycoming	24-31		W Juniata	38-6	
L Wilkes	23-33		1991 (5-5)		W Lebanon Valley	49-14		W Dickinson	27-12	
L Moravian	7-41		Coach: Jeff Sparagana		W Moravian	42-2		L Susquehanna	23-24	
L Widener	10-36		W West. Maryland	14-13	W Wilkes	41-27		W Lebanon Valley	16-0	
L Susquehanna	7-28		W Wilkes	28-27	W King's	33-0		W Wilkes	34-11	
			L Lebanon Valley	10-28	W Widener	19-16		L Lycoming	10-21	
1986 (3-7)			W Delaware Valley	14-13	W FDU-Madison	38-3		W Moravian	30-21	
Coach: Jeff Sparagana			W Kings Point	21-20	W Juniata	47-21		L King's	32-35(4OT)	
W West. Maryland	17-0		L Widener	25-26	W Susquehanna	41-16		L Widener	33-47	
L Delaware Valley	0-31		L Juniata	13-26	W Catholic	47-40		W Wesley*	49-35	
W Upsala	14-7		L Lycoming	8-43	W Wash & Jeff†	31-17				
L Juniata	3-21		W Moravian	20-0	L Lycoming†	13-31				
L Lycoming	0-34		L Susquehanna	24-31						
W Lebanon Valley	26-10									



# 2002 (2-8)

Coach: E.J. Sandusky

W Delaware Valley	52-14
L Juniata	21-48
L Dickinson	31-38
L Susquehanna	35-40
W Lebanon Valley	48-7
L Wilkes	22-26
L Lycoming	12-35
L Moravian	7-28
L King's	7-35
L Widener	12-13

# 2003 (7-3)

Coach: E.J. Sandusky

L Wilkes	28-55
W Ursinus	37-19
L Lycoming	21-38
W FDU-Florham	17-10
W Widener	30-29
W Juniata	49-31
L Delaware Valley	30-45
W Susquehanna	55-31
W Moravian	28-24
W Lebanon Valley	37-21

# 2004 (8-3)

Coach: E.J. Sandusky

W Wilkes	35-29
W Ursinus	51-34
W Lycoming	49-32
W FDU-Florham	35-21
L Widener	35-52
W Juniata	48-17
L Delaware Valley	28-35
L Susquehanna	27-34
W Moravian	45-39
W Lebanon Valley	37-13
W McDaniel+	54-10

# 2005 (5-5)

Coach: E.J. Sandusky

W Ursinus	34-33
W Susquehanna	21-7
W King's	29-27
W Juniata	42-23
L Widener	19-33
L Delaware Valley	34-35
L FDU-Florham	14-17
L Wilkes	21-48
L Lycoming	13-14
W Lebanon Valley	40-39

# 2006 (2-8)

Coach: E.J. Sandusky

L Ursinus	16-32
L Susquehanna	21-24
L King's	14-38
W Juniata	48-14
L Widener	19-33
L Delaware Valley	13-21
L FDU-Florham	35-39
L Wilkes	6-30
W Lycoming	42-35
L Lebanon Valley	33-55

# 2007 (7-4)

Coach: John Marzka

L Salisbury	12-42
W Kean	42-17
W Shenandoah	30-7
W FDU-Florham	17-14
W Lycoming	40-17
W King's	24-21
W Wilkes	35-25
W Lebanon Valley	27-20
L Widener	24-28
L Delaware Valley	21-14
L Montclair State*	13-17

\*ECAC Southwest Region  
Championship Games

+NCAA Division III Playoff Games

\*ECAC South Atlantic Region  
Championship Games





# BE LOUD BE PROUD BE POSITIVE



**Cheer for your team, not against the visitors.**

**Don't get personal in your comments about  
players, coaches or officials.**

**No profanity, vulgarity, racist or  
sexist comments.**



**NCAA** Division III



# 2008 Albright College Football Schedule

Sat., Sept. 6      SALISBURY UNIVERSITY      6 p.m.

Fri., Sept. 12      @ Western Conn. State U.      7 p.m.

Sat., Sept. 20      SHENANDOAH UNIVERSITY!      7 p.m.

Sat., Oct. 4      FDU-FLORHAM\*&      1 p.m.

Sat., Oct. 11      @ Lycoming College\*      1 p.m.

Sat., Oct. 18      KING'S COLLEGE\*#      1 p.m.

Sat., Oct. 25      WILKES UNIVERSITY\*      1 p.m.

Sat., Nov. 1      @ Lebanon Valley College\*      1 p.m.

Sat., Nov. 8      WIDENER UNIVERSITY\*\$      1 p.m.

Sat., Nov. 15      @Delaware Valley College \*      1 p.m.

!-Community Day

&-Pretzel Bowl

#-Homecoming

\$-Senior Day

\*-Middle Atlantic Conference Game