






GOLDEN BEARS FOOTBALL GAME NOTES


WEEK 6 - ALBERTA VS SASKATCHEWAN | OCTOBER 14, 2023


2023 ALBERTA SCHEDULE


 W 33-9
SEPTEMBER 1
5:30 PM





 W 37-16
SEPTEMBER 8
7:00 PM





 W 26-22
SEPTEMBER 15
7:00 PM





 L 54-37
SEPTEMBER 22
7:00 PM



 W 46-27
SEPTEMBER 29
7:00 PM





 VS SASKATCHEWAN
OCTOBER 14
1:00 PM



 @ MANITOBA
OCTOBER 20
6:00 PM



 VS UBC
OCTOBER 28
1:00 PM





VS



4-1

4-1

GAME INFO

WEEK 6	
Date	October 14, 2023
Time	1:00 PM MT
Location	Edmonton, AB
Venue	Foote Field
Watch	Canada West TV
Conference Series	SSK leads 57-39-1
H2H Streak	ALB W1
Last Meeting	September 15, 2023
	Alberta 26 @ Sask. 22

CW WEEK 6 SCHEDULE	KICKOFF
Manitoba @ Regina	2:00 PM
Saskatchewan @ Alberta	1:00 PM
UBC @ Calgary	2:00 PM

BETTER ROAD

COMMUNICATIONS

CONNOR HOOD
HOOD@UALBERTA.CA | 780.935.6276

GAME NOTES

EDMONTON - Hosting arguably their biggest regular season home game in the Chris Morris era, the 4-1 Golden Bears welcome the 4-1 Saskatchewan Huskies to Foote Field on Saturday afternoon.

The pair of prairie province rivals sit in a three-way tie for first place in Canada West with the 4-1 UBC Thunderbirds. Each team is 1-1 against each other this season, with UBC holding first place due to their point differential. Alberta earned a 26-22 road win over the Huskies one month ago, their first win in Saskatoon since 2010.

With a second win over Saskatchewan would almost guarantee a home playoff game for Alberta, which would be their first since 2005. Alberta is the only team in Canada West who has clinched a playoff spot.

Saturday's game will match a pair of heavy weights, as the potent Alberta offence squares up against the top-ranked Saskatchewan defence. Alberta's 512 yards and 35.8 points per game are both second in Canada West, with their 234 rush yards per game the best in CW.

The Huskies 20.4 points allowed and 364 yards allowed are both the best in the conference. The Bears were, however, able to rack up 547 offensive yards on the Huskies in their Week 3 win.

KEY STATS

- Alberta is coming off a 46-27 home win over Regina, and are a perfect 2-0 at Foote Field this season. Saskatchewan upset the UBC Thunderbirds 34-31 in Saskatoon. The Huskies are undefeated (2-0) on the road in 2023.
- Fourth-year Bear Jonathan Giustini needs only 18 points to set the Bears new all-time scoring record. Steve Kasowski (1984-89) holds the current mark with 251 career points. Giustini is also 10 converts and seven field goals shy of breaking those Alberta records as well.
- Running back Matthew Peterson is 193 yards shy of becoming just the seventh Bear ever to rush for 1,000 yards in a single season.
- Alberta has won two of the last three conference meetings at Foote Field. Saskatchewan did earn a 38-16 win over the Bears at Foote Field last September.

LAST MEETING

SASKATOON - Matthew Peterson finished with 295 all-purpose yards, highlighted by a program record 104-yard rush in the third quarter, leading the Bears to a 26-22 road win over the Saskatchewan Huskies.

Alberta improves to 3-0 with the win on Friday night, marking their first 3-0 start since 2005. It is also the Bears first win in Saskatoon since November 6th, 2010, snapping a 10-game losing streak. The win also snapped the Huskies (2-1) 19-game home win streak, which dated back to 2018.

Peterson's 191 rushing yards are a career high, breaking the total of 185 he set last week. His 104-yard scamper is also the second longest rush in Canada West history.

The Bears finished with a 547-302 advantage in offensive yards in the win, marking the third-straight game they have finished with over 500 yards.

Quarter	1	2	3	4	F
Alberta	10	10	6	0	26
Saskatchewan	0	14	2	6	22

September 15, 2023

TOUCHDOWNS

Saskatchewan: Finn Marcotte-Cribb, Everett Iverson

Alberta: Dakota McKay, Eli Hetlinger

	ALB	SSK
First Downs	21	16
Total Offence	562	302
Passing: Att-Comp-Int	23-35-2	20-38-2
Passing Yards-TD	309-1	266-1
Rushing Yards-TD	258-1	52-0
Penalties: Number-Yards	2-22	4-52
Third Down Conversions	0/1	1/2
Sacks: Number-Yards	2-16	1-5
Time of Possession	32:57	25:25

TEAM STATS

ALBERTA	TEAM STATS	SASK
35.8 (2nd)	Points Per Game	30.8 (3rd)
25.6 (3rd)	Points Against	20.4 (1st)
512.6 (2nd)	Yards Per Game	422.8 (3rd)
284.2 (3rd)	Defensive Yards	364.0 (1st)
278.4 (3rd)	Passing Yards	295.4 (2nd)
234.2 (1st)	Rushing Yards	127.4 (4th)
10 (3rd)	Passing TD's	11 (2nd)
7 (2nd)	Rushing TD's	3 (5th)
25.6 (2nd)	1st Downs Per Game	23.4 (4th)
53% (4th)	3rd Down %	40% (6th)
68.4 (2nd)	Field Goal %	66.7 (3rd)
35.7 (6th)	Punt Average	43.4 (2nd)
30:52 (3rd)	Time of Possession	30:23 (4th)
6 (3rd)	INT's	9 (1st)
6 (4th)	Sacks	12 (1st)
45 (4th)	Penalties	32 (1st)
403 (4th)	Penalty Yards	373 (2nd)

() - Canada West Ranking

PRONUNCIATIONS

#	NAME	PRONUNCIATION
2	Jonathan Giustini	JUST-ini
7	Eli Hetlinger	het-LING-er
11	Luke Hornung	nor-NUNG
16	Mack Bannatyne	bann-ah-TINE
24	Chase Tataryn	ta-TAR-in
27	Crozier Holmes	crow-SHER
33	Ope Oshinubi	oh-SHIN-uh-bee
35	Cordae Hall	CORE-day
37	Senan Hurley	SEN-in
47	Dayton Ingenhaag	in-GEN-haag
48	Yohann Akale	ah-KALE-ee
49	Ovie Uloghobui	uh-la-GO-boo-ee
50	Iwinosa Uwubanmwen	ugh-WOO-ba-men
57	Matthew Ljuden	uh-DEEN
67	Justin Galatiuk	gala-TUCK
85	Erik Torhjelm	tore-EE-um
90	Kwadwo Boahen	QUAD-wo BOW-en
91	Jayden Strzok	STRUCK
94	Riley Szafranski	sah-FRAN-ski

BEARS DEPTH CHART

Opp.	QB	RB	LT	LG	C	RG	RT	WR	WR	SB	SB	SB
CGY	Hetlinger	Peterson	C. Stuart	O'Donovan	Shin	Ljuden	Neumann	Hurford	Cv. Thomas	Rosery	Runge	Kettyle
MAN	Hetlinger	Peterson	C. Stuart	O'Donovan	Shin	Ljuden	Neumann	Huford	Cv. Thomas	Rosery	Runge	Kettyle
SSK	Hetlinger	Peterson	C. Stuart	O'Donovan	Shin	Ljuden	Neumann	Hurford	Cv. Thomas	Rosery	Runge	Kettyle
UBC	Hetlinger	Peterson	C. Stuart	O'Donovan	Shin	Ljuden	Neumann	Hurford	Cv. Thomas	Rosery	Runge	Kettyle
REG	Hetlinger	Peterson	C. Stuart	O'Donovan	Shin	Ljuden	Neumann	Hurford	Cv. Thomas	Rosery	Runge	Kettyle
SSK												
MAN												
UBC												
Opp.	DT	NT	DT	WLB	ZLB	MLB	SLB	CB	CB	HB	HB	FS
CGY	Boahen	Szafranski	Anderson	Akale	Tataryn	Flunder	Priestley	Nash	Oyama	Blackburn	De Land	Giustini
MAN	Boahen	Szafranski	Anderson	Akale	Tataryn	Flunder	Priestley	Nash	Oyama	Blackburn	De Land	Giustini
SSK	Boahen	Szafranski	Anderson	Akale	Tataryn	Flunder	Priestley	Nash	Oyama	Blackburn	De Land	Giustini
UBC	Boahen	Szafranski	Anderson	Akale	Tataryn	Flunder	Priestley	Nash	Oyama	Blackburn	De Land	Giustini
REG	Boahen	Szafranski	Anderson	Pack	Tataryn	Flunder	Akale	Nash	Oyama	Blackburn	Bannatyne	Giustini
SSK												
MAN												
UBC												

BEARS VS HUSKIES

ALL-TIME HEAD TO HEAD	ALB	SSK
Overall Wins	47	65
Points For	2157	2552
Points Per Game	19.1	22.6
Home Wins	19	33
Road Wins	16	25
Neutral Site Wins	12	7
Playoff Wins	2	3

RECENT PLAYOFF HISTORY	ALB	SSK
November 2, 2019 @ Sask.	23	28
November 6, 2010 @ Sask.	31	30

RECENT MEETINGS	ALB	SSK
September 15, 2023 @ Sask.	26	22
September 23, 2022 @ Alberta	16	38
October 16, 2021 @ Sask.	27	54
November 2, 2019 @ Sask.	23	28
October 26, 2019 @ Sask.	9	22
September 21, 2019 @ Alberta	19	17
August 31, 2018 @ Sask.	0	42

2023 CW SCHEDULE

Week 1	Week 5
Alberta 33 @ Calgary 9	UBC 31 @ Saskatchewan 34
Sask. 30 @ Manitoba 27	Regina 27 @ Alberta 46
UBC 25 @ Regina 10	Calgary 21 @ Manitoba 34
Week 2	Week 6
Regina 6 @ Saskatchewan 40	Manitoba @ Regina
Manitoba 16 @ Alberta 37	Saskatchewan @ Alberta
Calgary 15 @ UBC 45	UBC @ Calgary
Week 3	Week 7
Alberta 26 @ Saskatchewan 22	Alberta @ Manitoba
Calgary 15 @ Regina 23	Regina @ UBC
Manitoba 10 @ UBC 56	Calgary @ Saskatchewan
Week 4	Week 8
Sask. 28 @ Calgary 12	Saskatchewan @ Regina
Alberta 37 @ UBC 54	UBC @ Alberta
Regina 24 @ Manitoba 27	Manitoba @ Calgary
CW Playoffs	
Hardy Cup Semifinal	November 4
Hardy Cup	November 11
U SPORTS Playoffs	
Mitchell Bowl (AUS @ CW)	November 18
Vanier Cup @ Queen's	November 25

U SPORTS TOP 10

Rk.	School	Record	Media	ELO	Tot.	Prev.
1	Western	6-0	91 (4)	96	187	1
2	Montreal	6-0	92 (4)	88	180	2
3	Laval	5-1	50	50	160	3
4	Laurier	6-0	58	64	122	6
5	St. FX	6-0	44	72	116	5
6	Sask.	4-1	59	56	115	4
T7	UBC	4-1	56	40	96	7
T7	Windsor	5-1	48	48	96	8
9	Alberta	4-1	53	16	59	9
10	Queen's	3-3	16	32	48	NR
NR	Bishop's				45	
NR	Ottawa				16	
NR	Carleton				5	
NR	Manitoba				2	
NR	Carleton				1	

Golden Bear History	
All-Time CW Record	191-233-5
All-Time Playoff Record	12-13
vs Saskatchewan Huskies	
All-Time Record	47-65-1
All-Time CW Record	39-57-1
All-Time Playoff Record	2-3

CANADA WEST STANDINGS

TEAM	Record	PF	PA	+/-	OYPG	DYPG	Streak	Home	Away
UBC	4-1	211	106	+105	534.0	393.0	L1	3-0	1-1
ALBERTA - X	4-1	179	128	+51	512.6	384.2	W1	2-0	2-1
SASKATCHEWAN	4-1	154	102	+52	422.8	364.0	W2	2-1	2-0
MANITOBA	2-3	114	168	-54	419.4	479.2	W2	2-1	0-2
REGINA	1-4	90	153	-63	375.6	463.4	L2	1-1	0-3
CALGARY	0-5	72	163	-91	281.2	461.8	L5	0-2	0-3

* Top 4 qualify for Canada West Playoffs / X - Clinched Playoff Spot / Y - Clinched First

CONFERENCE LEADERS

PASSING YARDS						TACKLES					
Rank	Player	School	YDS	TD	INT	Rank	Player	School	TKL	AST	Total
1	Garrett Rooker	UBC	1555	11	3	1	Nick Wiebe	SSK	24	17	32.5
2	Anton Amundrud	SSK	1445	11	10	2	S. Odemwingie	CGY	19	21	29.5
3	Eli Hetlinger	ALB	1360	10	4	3	Cameron Mah	REG	18	21	28.5
4	Owen Sieben	REG	752	3	3	4	Chase Tataryn	ALB	23	10	28.0
5	Jackson Tachinski	MAN	741	5	0	5	N. Beauchemin	CGY	17	18	26.5
6	Dom Britton	CGY	635	2	3	6	Seth Hundebly	SSK	18	13	24.5
RUSHING YARDS						SACKS					
Rank	Player	School	ATT	Total	TD	Rank	Player	School	SCK	TCK	
1	Matthew Peterson	ALB	73	807	3	1	Chopper Hippe	REG	3.0	22.5	
2	Isaiah Knight	UBC	70	503	3	2	Nathan Jule	SSK	3.0	10.5	
3	Ted Kubongo	SSK	60	329	2	3	Reece McCormick	SSK	2.5	7.0	
4	Jackson Tachinski	MAN	37	297	4	4	George Idoko	SSK	2.0	9.0	
5	Marshall Erichsen	REG	44	288	1	5	Brayden Wagg	REG	2.0	11.0	
6	Ryker Frank	SSK	42	271	1	6	Maka Bangura	UBC	1.5	19.5	
RECEIVING YARDS						POINTS – KICKERS					
Rank	Player	School	REC	Total	TD	Rank	Player	School	FGM	XPM	PTS
1	Sam Davenport	UBC	19	464	4	1	Kieran Flannery-Fleck	UBC	14	24	67
2	D'Sean Mimbs	REG	28	450	1	2	Jonathan Giustini	ALB	13	18	59
3	Gob Deng	CGY	19	419	4	3	David Solie	SSK	8	17	43
4	Daniel Perry	SSK	19	392	3	4	Maya Turner	MAN	4	7	19
5	Brendt Adams	MAN	21	341	3	5	Vince Triumbari	CGY	3	4	13
6	Carter Kettyle	ALB	17	328	3	6	Aldo Galvan	REG	1	1	4

HEAD COACH CHRIS MORRIS

Chris Morris was named the Head Coach of the Golden Bears football program on December 4, 2012.

Morris, originally from Scarborough, Ont., holds two degrees (bachelor of physical and health education – University of Toronto 1995 and bachelor of education – University of Alberta 1997), is a two-time CIS all-Canadian while playing for the University of Toronto Varsity Blues, and he won the J.P. Metras Trophy as the most outstanding down lineman in the country in 1990. He also played in the East-West Shrine Bowl before getting drafted in the first round (8th overall) of the 1992 Canadian Football League draft by the Edmonton Eskimos. He started in his rookie season, and played an additional 14 seasons, or 237 games for the Eskimos. He was a team captain, and he played in five Grey Cup games with the Eks, winning three (1993, 2003, and 2005), and was given a plaque on the Eskimos' Wall of Honour in Commonwealth Stadium in 2008.

While still playing in the CFL, Morris became a full-time teacher within Edmonton Public Schools in 1997, earning a provincial teacher of excellence nomination during that time. He ascended to principal in 2009, and as principal of Spruce Avenue Junior High, he turned around the school's historical Provincial Achievement success rate from 50% to close to 90%, the highest in the history of the school. Morris has also been extremely active with Edmonton and area charities and communities, including the Make-A-Wish Foundation, Ronald McDonald House, and the Cystic Fibrosis Foundation, since his arrival in 1992.

He has also served as the offensive coordinator of the Harry Ainlay Titans football program, helping the Titans to three city championships, two Northern championships, and one provincial championship title.



YEAR	CW RECORD	PLAYOFFS	OVERALL	FINISH
	25-50	0-3	26-57	
2013	0-8	-	0-8	6th
2014	3-5	-	3-6	5th
2015	2-6	-	2-6	5th
2016	1-7	-	1-7	6th
2017	3-5	0-1	3-7	4th
2018	2-6	-	2-7	5th
2019	4-4	0-1	4-5	3rd
2021	3-3	0-1	3-5	3rd
2022	3-5		4-5	5th
2023	4-1		4-1	

2023 ALBERTA COACHING STAFF

NAME	POSITION
Chris Morris	Head Coach
Smith Wright	Assistant Head Coach
Rick Walters	Offensive Coordinator
A.J. Gass	Defensive Coordinator
Terry Baskier	Offensive Line
Ryan Brower	Receivers
Jassen Brown	Linebackers
Tom Dennehy	Offensive Line
Raymond Dpulin	Defensive Assistant
Aaron Holba	Receivers
Dakota Jones	Fullbacks / Video

NAME	POSITION
Steve Kasowski	Kickers
Reid Knox	Defensive Backs
Brent Korte	Defensive Line
Peter Kozushka	Offensive Line
Jordan Liberman	Defensive Backs
Danny Nesbitt	Special Teams Coordinator
Greg Nesbitt	Defensive Line
Dylan Niedermaier	Defensive Backs
Dave Noonan	Linebackers
Colleen Pirie	Leadership
Tyler Turner	Recievers



ALBERTA OFFENSIVE STATS

PASSING LEADERS										
NO.	NAME	GP	COMP	ATT	PCT	YDS	Y/G	Y/A	TD	INT
7	Eli Hetlinger	5	100	151	66.2	1360	272.0	9.0	10	4
11	Luke Hornung	3	1	2	50.0	11	3.7	5.5	0	0
10	Cade Labrecque	1	2	3	66.7	21	21.0	7.0	0	0

RUSHING LEADERS										
NO.	NAME	GP	RUSH	YDS	Y/G	AVG	TD	LG	FUM	LOST
30	Matthew Peterson	5	73	807	161.4	11.1	3	104	-	-
22	Jonathan Rosery	5	8	77	15.4	9.6	0	31	-	-
21	Duncan Critch	5	11	63	12.6	5.7	0	21	-	-
33	Ope Oshinubi	2	5	45	22.5	9.0	1	16	-	-
7	Eli Hetlinger	5	13	44	8.8	3.4	2	10	-	-
11	Luke Hornung	3	13	39	13	3.0	1	13	-	-
20	Jaxon Hume	5	3	29	5.8	9.7	0	20	-	-

RECEIVING LEADERS										
NO.	NAME	GP	REC	REC/G	YDS	Y/G	AVG	TD	LG	
84	Carter Kettle	5	17	3.4	328	65.6	19.3	3	71	
22	Jonathan Rosery	5	18	3.6	264	52.8	14.7	1	37	
88	Kolby Hurford	5	20	4	252	50.4	12.6	1	45	
30	Matthew Peterson	5	10	2	156	31.2	15.6	0	52	
12	Chevy Thomas	5	11	2.2	137	27.4	12.5	2	19	
19	Dakota McKay	5	8	1.6	94	18.8	11.8	3	30	
20	Jaxon Hume	5	8	1.6	76	15.2	9.5	0	27	
1	Chewy Thomas	4	3	0.8	28	7	9.3	0	14	

KICKING										
NO.	NAME	GP	FGM	FGA	PCT	LG	XPM	XPA	PCT	PTS
2	Jonathan Giustini	5	13	19	68%	49	18	18	100	59



ALBERTA DEFENSIVE STATS

TACKLE LEADERS												
NO.	NAME	POS	GP	TKL	AST	TOT	TK/G	SCK	TFL	FF	FR	INT
24	Chase Tataryn	LB	5	23	10	28	5.6	-	2.5	-	-	-
40	Reiss Flunder	LB	5	16	8	20	4	1	1	1	-	-
2	Jonathan Giustini	DB	5	15	7	18.5	3.7	-	0	-	2	2
9	Romeo Nash	DB	5	14	0	14	2.8	-	0	-	-	1
42	Chase Pack	LB	4	12	1	12.5	3.1	-	0	-	-	-
98	Ty Anderson	DL	5	9	5	11.5	2.3	0.5	1	-	-	-
23	Cole Priestly	LB	4	9	5	11.5	2.9	-	0.5	-	-	-
5	Tyshon Blackburn	DB	5	9	4	11	2.2	-	1	-	-	-
47	Dayton Ingenhaag	LB	5	11	0	11	2.2	1	1	-	-	-
48	Yohann Akale	LB	5	9	3	10.5	2.1	1	1	-	-	-
8	EJ Oyama	DB	5	10	1	10.5	2.1	-	0	-	-	-
90	Kwadwo Boahen	DL	5	4	10	9	1.8	1.5	2	-	-	-
25	Charlie De Land	DB	4	7	3	8.5	2.1	-	1	-	-	1
92	Josh Lenz	DL	5	6	5	8.5	1.7	-	1.5	-	-	-
16	Mack Bannatyne	DB	5	8	0	8	1.6	-	0	-	-	1
44	Matteo Trasolini	LB	4	4	2	5	1.3	-	1	-	-	-
3	David Kolkman	DB	3	4	1	4.5	1.5	-	0	-	-	1
55	Isaiah Neil	DL	3	3	1	3.5	1.2	0.5	3.5	-	-	-
32	Morgen Runge	FB	5	3	1	3.5	0.7	-	0	-	-	-
52	Sean Lozada	DL	3	3	0	3	1	-	0	-	-	-
94	Riley Szafranski	DL	5	1	3	2.5	0.5	0.5	0.5	-	-	-



HUSKIES OFFENSIVE STATS

PASSING LEADERS										
NO.	NAME	GP	COMP	ATT	PCT	YDS	Y/G	Y/A	TD	INT
11	Anton Amundrud	5	106	167	63.5	1445	289	8.7	11	10
12	Griffin Sander	3	1	2	50	21	7	10.5	0	0

RUSHING LEADERS										
NO.	NAME	GP	RUSH	YDS	Y/G	AVG	TD	LG	FUM	LOST
7	Ted Kubongo	5	60	329	65.8	5.5	2	28	-	-
34	Ryker Frank	5	42	271	54.2	6.5	1	34	-	-
1	Josh Ewanchyna	1	8	26	26	3.3	0	11	-	-
21	Kayden Miller	5	9	26	5.2	2.9	0	5	-	-
11	Anton Amundrud	5	7	19	3.8	2.7	0	19	1	0

RECEIVING LEADERS										
NO.	NAME	GP	REC	REC/G	YDS	Y/G	AVG	TD	LG	
87	Daniel Perry	5	19	3.8	392	78.4	20.6	3	90	
88	Rhett Vavra	5	23	4.6	311	62.2	13.5	4	36	
80	Caleb Morin	5	16	3.2	189	37.8	11.8	0	21	
10	Branson Pipko	5	14	2.8	152	30.4	10.9	1	24	
89	Everett Iverson	4	9	2.3	126	31.5	14	1	27	
17	Jesse Kuntz	5	6	1.2	80	16	13.3	0	27	
7	Ted Kubongo	5	8	1.6	71	14.2	8.9	0	18	
2	Daniel Wiebe	2	4	2	68	34	17	2	49	
34	Ryker Frank	5	6	1.2	53	10.6	8.8	0	21	

KICKING										
NO.	NAME	GP	FGM	FGA	PCT	LG	XPM	XPA	PCT	PTS
15	David Solie	5	8	12	67	50	17	17	100	41



HUSKIES DEFENSIVE STATS

TACKLE LEADERS												
NO.	NAME	POS	GP	TKL	AST	TOT	TK/G	SCK	TFL	FF	FR	INT
43	Nick Wiebe	LB	5	24	17	32.5	6.5	1	1.5	-	-	-
4	Seth Hundebly	LB	5	18	13	24.5	4.9	1	1.5	-	-	-
48	Lane Novak	LB	4	15	8	19	4.8	-	1.5	-	1	-
39	John Stoll	DB	5	16	3	17.5	3.5	1	1.5	-	-	1
26	Ramsey Derbas	LB	4	12	5	14.5	3.6	-	0.5	-	-	-
99	Charlie Parks	DL	5	12	2	13	2.6	1.5	3.5	-	-	-
29	Nixen Voll	DB	5	10	5	12.5	2.5	-	0	-	-	3
27	Finn Marcotte-Cribb	DB	4	10	3	11.5	2.9	-	0	1	-	2
33	Reid Leclair	DB	5	10	2	11	2.2	-	0	-	-	-
50	Nathan Jule	DL	5	10	1	10.5	2.1	3	6	-	-	-
45	Jayden Engel	LB	5	9	1	9.5	1.9	-	0	-	-	-
52	George Idoko	DL	5	8	2	9	1.8	2	2	-	-	-
9	Katley Joseph	DB	5	7	3	8.5	1.7	-	0	1	-	1
91	Reece McCormick	DL	5	5	4	7	1.4	2.5	4	-	-	1
28	Tanner Reiber	DB	3	6	1	6.5	2.2	-	0	1	-	-
13	Cam Skinner	DB	4	5	1	5.5	1.4	-	0	-	1	1
23	Carter Stadnyk	DB	5	5	1	5.5	1.1	-	0	-	-	-
40	Connor Delahey	DL	4	4	2	5	1.3	-	0	-	-	-
55	Jack Dutton	LB	5	2	1	2.5	0.5	-	0	-	-	-

GOLDEN BEARS SEASON RECORDS

PASSING YARDS			
Rank	Player	Year	Yards
1	Brad Launhardt	2019	2,328
2	Blair Zahara	1999	2,198
3	Brad Baker	2017	2,142
-	<i>Eli Hetlinger</i>	2023	1,360

PASSING TD's			
Rank	Player	Year	TDs
1	Garry Smith	1962	17
2	Blair Zahara	1999	17
3	Darryl Salmon	2004	17
-	<i>Eli Hetlinger</i>	2023	10

RECEIVING YARDS			
Rank	Player	Year	Yards
1	Brian Fryer	1974	1,068
2	Nathan Rowe	2017	1,013
3	Brian Fryer	1975	943
-	<i>Carter Kettle</i>	2023	328

RUSHING YARDS			
Rank	Player	Year	Yards
1	Ed Ilnicki	2017	1,468
2	Mark Brus	1987	1,166
3	Jarred Winkel	2003	1,147
-	Matthew Peterson	2023	807

ALL-PURPOSE YARDS			
Rank	Player	Year	Yards
1	Ed Ilnicki	2017	1,619
2	Brian Fryer	1975	1,562
3	Tylor Henry	2013	1,493
-	<i>Matthew Peterson</i>	2023	963

POINTS			
Rank	Player	Year	Yards
1	Brian Fryer	1974	98
2	Jeff Funtasz	1984	78
3	Mark Wojcichowsky	2003	78
-	<i>Jonathan Giustini</i>	2023	59

FIELD GOALS			
Rank	Player	Year	Total
1	Hugh O'Neill	2007	19
2	Jonathan Giustini	2019	18
3	John Cutler	1993	17
-	<i>Jonathan Giustini</i>	2023	13

PUNT RETURN YARDS			
Rank	Player	Year	Yards
1	Marc Benney	2000	481
2	Glen Music	1981	480
3	Kendall Jeske	2003	479
-	<i>Jaxon Hume</i>	2023	157

KICK RETURN YARDS			
Rank	Player	Year	Yards
1	Aundrey Webster	2014	804
2	Aundrey Webster	2015	525
3	Dryden Kalesnikoff	2018	501
-	<i>Duncan Critch</i>	2023	214

INTERCEPTIONS			
Rank	Player	Year	INTs
1	Glen Music	1981	9
2	Gary Wilson	1974	8
3	Jason Hetherington	2009	8
-	<i>Jonathan Giustini</i>	2023	2

TACKLES			
Rank	Player	Year	TCKs
1	David Lowry	2004	62.0
2	Jason Hetherington	2011	61.5
3	Connor Ralph	2013	61.5
-	<i>Chase Tataryn</i>	2023	28.0

SACKS			
Rank	Player	Year	SCKs
1	Craig Gerbrandt	2009	10.0
2	Brent Korte	1988	8.0
3	Darren Balderson	2005	8.0
-	<i>Kwadwo Boahen</i>	2023	1.5

FORCED FUMBLES			
Rank	Player	Year	Total
1	Greg Whelan	2008	4
1	Justice Momoka	2021	4
3	Josiah Schakel	2021	3
-	<i>Reiss Flunder</i>	2023	1

PASS BREAK-UPS			
Rank	Player	Year	Total
1	Jason James	2002	11
2	Jason James	2005	10
3	Jason James	2002	9
-	<i>3 Players</i>	2023	2

GOLDEN BEARS CAREER RECORDS

PASSING YARDS			
Rank	Player	Year	Yards
1	Blair Zahara	1998-02	6,535
2	Sean Zaychkowsky	1994-97	5,245
3	Darryl Salmon	2001-05	5,203

PASSING TD's			
Rank	Player	Year	TDs
1	Darryl Salmon	2001-05	44
2	Blair Zahara	1998-02	40
3	Garry Smith	1960-63	31

RECEIVING YARDS			
Rank	Player	Year	Total
1	Tylor Henry	2013-17	2,907
2	Brian Fryer	1972-75	2,655
3	Andrew Ginther	2002-05	2,188

RUSHING YARDS			
Rank	Player	Year	Total
1	Ed Ilnicki	2013-17	4,145
2	Dalton Smarsh	1972-76	3,746
3	Jarred Winkel	2002-05	3,311

ALL-PURPOSE YARDS			
Rank	Player	Years	Yards
1	Ed Ilnicki	2013-17	4,978
2	Brian Fryer	1972-75	4,837
3	Tylor Henry	2013-17	4,572

POINTS			
Rank	Player	Year	Total
1	Steve Kasowski	84, 86-89	251
2	Hugh O'Neill	2007-10	235
3	<i>Jonathan Giustini</i>	2019-23	234

FIELD GOALS			
Rank	Player	Year	Total
1	Hugh O'Neill	2007-10	55
2	<i>Jonathan Giustini</i>	2019-23	49
3	John Cutler	1989-93	48

PUNT RETURN YARDS			
Rank	Player	Year	Yards
1	Kendall Jeske	2002-06	1,736
2	Danny Rousseau	1981-85	1,264
3	Todd Matheson	1986-90	1,059

KICK RETURN YARDS			
Rank	Player	Year	Yards
1	Aundrey Webster	2013-17	1,862
2	Jess Valleau	2009-13	1,225
3	Tylor Henry	2013-17	995

INTERCEPTIONS			
Rank	Player	Year	INTs
1	Jason Milne	2002-05	16
2	Jason Hetherington	2008-11	16
3	Glen Music	1980-81	15

TACKLES			
Rank	Player	Year	TCKs
1	Connor Ralph	2011-15	254.0
2	David Lowry	1999, 03-06	221.0
3	Dan Bass	2006-09	213.5

SACKS			
Rank	Player	Year	SCKs
1	Craig Gerbrandt	2008-10	20.0
2	Brent Korte	1986-89	18.0
3	Mitch Sutherland	1997-07	17.0

FORCED FUMBLES			
Rank	Player	Year	Total
1	Greg Whelan	2006-08	6
2	Derek Baldry	2002-05	5
3	Neil Ternovatsky	2002-06	5

PASS BREAK-UPS			
Rank	Player	Year	Total
1	Jason James	2002-06	41
2	Brent Krawchuk	2008-12	20
3	Tak Landry	2013-17	17