

AKRON

FOOTBALL GAME NOTES 2025 GAME 4 vs DUQUESNE

125th Season | 64 All-Americans | 144 All-Conference Honorees | 17 NFL Draft Picks | 97 Zips in the Pros | MAC Champions (2005)



(0-3, 0-0 MAC)

Head Coach

JOE MOORHEAD
(Fordham, 1996)at Akron (4th): 8-31
Overall (10 th): 60-56**GAME INFO**

Saturday, Sept. 20 • 6 PM ET

InfoCision Stadium Summa Field
Akron, Ohio
TV: ESPN+**ALL-TIME SERIES**

Second Meeting (0-1)

LAST MEETINGUAB 31, Akron 20
InfoCision Stadium [Sept. 7, 2019]**TV:ESPN+**Anthony Lima (PxP)
Craig Haubert (Analyst)**RADIO: AKRON SPORTS NETWORK**

WHLO 640 AM (iHeart Radio,)

David Skoczen (pxp),

Joe Dunn (analyst)

VIDEO LINK & LIVE STATS

GoZips.com/Coverage



(1-2, 0-0 NEC)

Head Coach

JEERY SCHMITT
(Westminster, 1983)at Duquesne (21st): 129-88
Overall (26th): 157-109

#MAKEITHECLIMB

2025 AKRON SCHEDULE

Date	Opponent (TV)	Time/Result
8/28	Wyoming (1)	L, 10-0
9/6	at Nebraska (7)	L, 68-0
9/13	at UAB (1)	L, 31-28
9/20	Duquesne (1)	6 pm
9/27	*at Toledo (TBA)	3:30 pm
10/4	*Central Michigan (1)	3:30 pm
10/11	*Miami (TBA)	TBA
10/18	*at Ball State (TBA)	3:30 pm
10/25	*at Buffalo (TBA)	TBA
11/4	*UMass (4 or 6)	7 pm
11/11	*Kent State (3 or 4)	7:30 pm
11/18	*at Bowling Green (3,4 or 6)	7 pm

Home games in CAPS

*Mid-American Conference game

^ at Ford Field (Detroit, Mich.)

TV broadcasts - (1) ESPN+, (2) ESPN, (3) ESPNU, (4) ESPN2, (5) CBS, (6) CBS Sports Network, (7) Big Ten Network, (8) To Be Announced

2025 MAC STANDINGS

TEAM	MAC	Overall	Streak
Buffalo	1-0	2-1	W2
Bowling Green	0-0	2-1	W1
Toledo	0-0	2-1	W2
Northern Illinois	0-0	1-1	L1
Ball State	0-0	1-2	W1
Central Michigan	0-0	1-2	L2
Ohio	0-0	1-2	L1
Kent State	0-1	1-2	L2
Miami	0-0	0-2	L2
Akron	0-0	0-3	L3
Eastern Michigan	0-0	0-3	L3
Massachusetts	0-0	0-3	L3
Western Michigan	0-0	0-3	L3

WHATS AHEAD

On Saturday, Sept. 20, 2025, the Akron Zips return to InfoCision Stadium Summa Health Field to host the Duquesne Dukes for the final non-conference game of the season. Kickoff is set for 6:00 p.m. ET as the ESPN+ will broadcast the game with Anthony Lima (PxP) and Craig Haubert (Analyst) on the call.

SERIES HISTORY

Saturday's game is the first meeting between Akron and Duquesne in series history.

SCOUTING DUQUESNE

Duquesne under 21st year head coach Jerry Schmitt sits at 1-2 after three weeks, opening the season with a lopsided loss at Pitt (61-9), rebounding with a rout of Division II Lincoln, Pa. (55-14), and dropping a close nonconference test in Week 3 to Lehigh (35-21).

Graduate transfer Tyler Riddell has provided stability under center for the Dukes, throwing for 8 touchdowns on 46 of 71 passing and 604 yards. WR Joey Isabella is the top target with 22 receptions for 319 yards averaging 14.5 yds per catch with three touchdowns and a 66 yard long reception this season. B.J. Alexander and Jermaine Johnson follow with 7 and 6 receptions, respectively, for 98 and 90 yards. Alexander has caught two TD passes. On the ground, RB Taj Butts (22 carries) and Shawn Solomon Jr. (20 carries) have split rushing attempts, as Butts gained 103 yards and Solomon Jr. has 81 with a TD. Defensively, Duquesne is led in tackles by Jabari Odoemenem with 20 takedowns, including 2.5 tackles for loss of three yards. Ethon Cole follows with 15 tackles (2 TFL, 2 yds), while Dallas Harper and Caleb Jones are tied with 12 tackles apiece.

As a team, the Dukes average 336.7 total yards of offense, generated by 229.67 passing and 107.0 rushing. They score 28.33 points per game on 12 TDs. Duquesne allows opponent to average 36.37 points on 241.33 yards passing and 115.7 yards rushing for 15 TDs.

THE LAST MEETING

Saturday's marks the first meeting between the two teams.

AKRON ZIPS 2025 CAPTAINSSr. OL **72 Colin Lyons**
(McKeesport, Pa.)Sr. QB **10 Ben Finley** (2nd yr)
(Phoenix, Ariz.)Jr. DL **1 Julien Laventure**
(Upper Darby, Pa.)Soph. DL **10 Cyrus Durham**
(Atherton, Ca.)**ATHLETICS COMMUNICATIONS**

Brian Dennison (Football Contact) • Assistant Athletic Director of Athletics Communications • Office Phone: (330) 972-6292 • Email: bld2@uakron.edu
Hunter Julius (Football Contact) • Associate Director of Athletics Communications • Office Phone: (330) 972-2677 • Email: hjulius@uakron.edu



Last Game: UAB 31, Akron 28
Protective Stadium [Sept. 13, 2025]

	Q1	Q2	Q3	Q4	FINAL
AKRON	17	3	0	8	20
UAB	14	17	0	0	31

Scoring Summary

1st
 UAB - Solomon Beebe 96 yd kickoff return, 0:11
 AKR - Israel Polk 75 yd pass from Ben Finley (Owen Wiley kick), 0:11
 AKR - Israel Polk 5 yd pass from Ben Finley (Owen Wiley kick), 02:55
 UAB - Nate Rogers 8 yd run (Jonah Delange kick), 04:08
 AKR - Owen Wiley 36 yd field goal, 02:55

2nd
 UAB - Jonah Delange 44 yd field goal, 02:02
 UAB - Jevon Jackson 6 yd pass from Jalen Kitna (Jonah Delange kick), 03:02
 AKR - Owen Wiley 23 yd field goal, 02:06
 UAB - Corri Milliner 5 yd pass from Jalen Kitna (Jonah Delange kick), 01:00

4th
 AKR - Sean Patrick 1 yd run (Ben Finley rush), 05:01

Attendance: 17,823

Team Stats AKR-UAB

Rushing-Net Yards 159-81

Passing Yards 282-341

Comp-Att-Int 19-35-0, 30-45-1

Fumbles 0-0, 2-0

Penalties-Yards - 5-44, 4-29

Rushing:
 Akron - Patrick 19-81 (TD), Gant 11-67, Finley 10-10, Johnson Jr. 2-2, Mason 1 (-1)

UAB - Jackson 14-45, Jacobs 6-37, Beebe 4-8, Rogers 1-8, Brown 1-5, Kitna 2 (-13), Team 3 (-9)

Passing:
 Akron - Finley 19-35-0-282 (2 TDs)

UAB - Kitna 30-45-2-1-341 (2 TDs)

Receiving:
 Akron - Polk 4-99 (2 TD), Walker 4-69, Anderson Grear 3-36, Mason 2-33, Williams 2-19, Newell 2-6, Montiero 1-12, Patrick 1-8

UAB - Milliner 6-70 (TD), Hooks 5-84, Hawkins Jr. 5-59, McCray 3-30, Beebe 3-28, a Jackson 3-25 (1 TD), Sivley 2-25, Lagg 2-12, Brown 1-16

ZIP TIDBITS

- Markus Boswell recorded his team-leading second interception of the season on a 44-yard return.
- Rodrick Hunter led the Zips' defense with a career-high eight tackles.
- Malcom DeWalt IV set a new career-high in tackles with seven.
- Bruno Dall set a career-high in sacks with 1.5.
- The Akron defense has recorded 60 or more tackles in the past two games (66 at both UAB and Nebraska).
- Sean Patrick set career-highs in rushing yards (81) and rushing touchdowns (1)
- Ben Finley set a career-high for longest pass with a 75-yard strike.
- Israel Polk set career-highs in touchdown catches (2), receiving yards (99) and longest reception (75).
- Joseph Castle leads the MAC for longest punt, 68 yds) and owns a 49.5 yd. avg
- Castle pinned Wyoming inside their own 20 with 3-of-6 punts
- Markus Boswell broke out the Turnover Tire with the Zips first interception of 2025
- The Zips had four players with more than 8 tackles vs Wyoming led by Shammond Cooper (10), Justin Anderson (9), Alex Branch (9), DiMarco Johnson (8)
- Akron went 2-for-3 on fourth down, converting on 66.7 percent of attempts
- Akron held Wyoming to three points with two trips to the red zone.
- Akron returns 57 players from the 2024 squad - 29 offense, 25 defense and 3 specials.
- The Zips added 46 newcomers - 21 offense, 21 defense and 3 specials.
- The 46 newcomers feature 33 transfers and 13 true freshmen.
- The Zips return 13 starters - 7 offensive starters and 6 defensive starters
- UA entered the 2025 on a two-game win streak: def. Kent State (38-17 at Kent) and Toledo (21-14 OT in Akron)
- Ben Finley returns at QB with key targets, Alex Adams, Myles Walker and Jake Newell
- Daymon David (1) and Elijah Reed (1) recorded 2 of 3 Zips interceptions last season
- Justin Anderson (44), Gage Summers (35) and Reed (32) are top returners for tackles

THE ZIPS LAST TIMEOUT

The Akron Zips were unable to overcome a first-half deficit, as they fell 31-28 to the UAB despite holding the Blazers scoreless in the second half at Protective Stadium. Ben Finley led Akron's passing attack with 282 yards, throwing two touchdowns. Finley tossed a career-long 75-yard strike to Israel Polk for the Zips' opening score and first touchdown of the season. Polk led the Zips receiving corps with a career-high 99 yards, a career-high two touchdown catches while setting a career-long 75-yard reception from Finley. Myles Walker got in on the action in the passing game as well, hauling in four targets for a career-high 69 yards. Sean Patrick paced the Zips' rushing attack by accumulating a career-high 81 yards, which included his first collegiate touchdown. Patrick averaged 4.3 yards per carry, while Jordan Gant added 67 total yards and 6.1 yards per carry. As a unit, the Akron defense recorded 66 tackles, the second consecutive game the Zips have recorded 60 or more tackles (at Nebraska, 66). Rodrick Hunter led the Zips' defense with a career-high eight tackles. Malcom DeWalt IV and DiMarco Johnson followed close behind with seven tackles each. Johnson led Akron with two tackles for loss, while Bruno Dall added 1.5 sacks for a loss of nine yards to go with his three tackles. Markus Boswell recorded his team-leading second interception of the year, resulting in a 44-yard return deep into Blazer territory. Akron neutralized the UAB rushing attack, holding the Blazers to 81 yards on the ground. In part because of that stellar defense, Akron runners out-gained their UAB counterparts 159-81.

VS NEBRASKA

The Akron Zips fell 68-0 to Nebraska on the road Saturday night. The Cornhuskers improved to 2-0 on the season while the Zips dropped to 0-2. Sean Patrick led all Zips rushers with 64 yards in the contest, picking up 5.3 yards per carry. Jordan Gant also added 31 yards on the ground. Marcel Williams hauled in two catches for 28 yards. Myles Walker also added two receptions. For the second straight week, Shammond Cooper led the Zips in tackles. Cooper recorded a team-high nine tackles while DiMarco Johnson followed behind with six. Justin Anderson caused a goal line fumble fumble to prevent a Nebraska touchdown while Cyrus Durham came away with the recovery. As a unit, the Akron defense recorded a season-high 66 tackles.

VS WYOMING

The Akron Zips opened their 2025 season at InfoCision Stadium-Summa Health Field, falling 10-0 to Wyoming. The Zips' defense kept them within striking distance, holding the Cowboys (1-0) to just a field goal through three quarters, but the offense struggled to sustain drives. Akron (0-1) managed 228 total yards and finished just 3 of 15 on third down. As a team, Akron recorded 48 tackles with Shammond Cooper notching a team-high 10 tackles. Justin Anderson and Alex Branch followed closely behind with nine takedowns each. The unit forced an interception and held Wyoming to just one red-zone score on two trips. Akron broke out the Turnover Tire in the season opener when Markus Boswell recorded an interception off a deflected pass courtesy of Bruno Dall in the third quarter. QB Ben Finley went 16 of 38 for 139 yards and one interception, while Marquese Williams paced the Zips rushing attack by accumulating 30 yards over the course of the game, averaging 5 yards per carry. Sean Patrick added with 26 rushing yards and a team-high 47 receiving yards. Joseph Castle punted six times for the Zips with an average of 49.5 yards per punt while pinning the Cowboys inside their own 20 three times.

AKRON MEDIA OPPORTUNITIES

All interview requests for Akron players and coaches should be directed to Brian Dennison (bld2@uakron.edu), Sean Palchick (spalchick@uakron.edu) or Hunter Julius (hjulius@uakron.edu) in Athletics Communications. Media planning to attend post-practice interviews should notify Athletics Communications by 5 p.m. the day before.

WEEKLY MEDIA PRESS CONFERENCE

Akron's weekly press conference will be held in the in Kolbe Hall following the weekly TV show on Monday afternoon.

CREDENTIALS

All requests for home games must be made through Athletics Communications.

GoZips.com

Twitter @AkronZips | @ZipsFB | #GoZips
 Facebook Facebook.com/AkronZips
 YouTube YouTube.com/ZipsAthletics

QUICK FACTS

Location: Akron, Ohio
 Population: 200,000 (5th largest in Ohio)
 Founded: 1870 as Buchtel College
 Enrollment: 19,218
 Nickname: Zips
 Colors: Blue (282) & Gold (4525)
 Conference: Mid-American
 President: R.J. Nemer
 Director of Athletics: Dr. Andrew T. Goodrich
 Faculty Athletics Rep.: Dr. Matthew Juravich
 Athletics Dept. Phone: (330) 972-7080
 Ticket Office: 1-888-99-AKRON (-25766)
 First Year of Football: 1891
 All-Time Record: 533-605-36
 First Year of Div. I Football: 1987*
 Record in NCAA Div. I-A (FBS) .. 154-284-2 (36 yrs.)*
 All-Time MAC Record: 94-169 (31 yrs.)*
 MAC Titles: 1 (2005)
 MAC East Division Titles: 3 (2000, 2005, 2017)
 NCAA D-I Bowl Games: .. 3 (2005 Motor City, 2015 Potato, 2017 Boca Raton)
 Stadium: InfoCision Stadium - Summa Field
 Capacity: 30,000 [official sellout is 27,881]
 Playing Surface: AstroTurf
 Record at InfoCision Stadium: 33-58 (17 yrs.)*
 Press Box Phone (330) 972-2913



WHO IS WEARING NO. 1

Senior WR **Myles Walker** and junior DL **Julien Laventure** and have emerged as leaders under fourth-year head coach Joe Moorhead and the duo was recently rewarded with the No. 1 jerseys for 2025.

Under Moorhead at Akron, head strength and conditioning coach Orie Sahlfeld identifies one player on each side of the ball that demonstrated their leadership both on and off the field over the course of the spring to earn the privilege of wearing the No. 1 jersey in the Akron Blue and Gold for the 2025 season.

"Coach Moorhead and I spoke about performance and leadership and all the qualities you want in someone in an elite or leadership position," said Sahlfeld. "They earned it all the way from January being accountable, holding their teammates to higher standards, doing all the little things right on a day-to-day basis and being consistent. They have a voice on the team and when they talk people listen. Both are the leaders on their side of the ball when it comes to holding their teammates accountable, having a high standard for themselves and their teammates and bringing people with them and picking people up when they're having bad days."



PRESEASON HONORS

Five Akron football players have been named to Phil Steele's 2025 preseason All-Mid-American Conference teams. Earning preseason second-team All-MAC honors was WR **Alex Adams** (Osyka, Miss.). Named to the preseason third-team All-MAC were TE **Jake Newell** (Springfield, Ore.) and LB **Gage Summers** (Chandler, Ariz.) followed by a pair of fourth-team recipients in QB **Ben Finley** (Phoenix, Ariz.) and DB **Elijah Reed** (Louisville, Ky.).

Seven Zips were named to *Athlon Sports'* 2025 preseason All-MAC teams as WR **Alex Adams** and TE **Jake Newell** earned preseason second-team All-MAC accolades. OL **Keylen Davis** and LB **Shammond Cooper** earned third-team recognition, while QB **Ben Finley**, LB **Gage Summers** and DB **Elijah Reed** were selected as fourth-team honorees.

2025 MAC FOOTBALL COACHES PRESEASON POLL

- | | |
|-----------------------------------|--|
| 1. Toledo (7) -- 135 points | 8. Eastern Michigan -- 68 points |
| 2. Miami (3) -- 131 points | 9. Central Michigan -- 65 points |
| 3. Ohio (3) -- 123 points | 10. Ball State -- 41 points |
| 4. Buffalo -- 115 points | T11. Akron -- 39 points |
| 5. Northern Illinois -- 94 points | T11. Massachusetts -- 39 points |
| 6. Bowling Green -- 81 points | 13. Kent State -- 12 points |
| 7. Western Michigan -- 71 points | MAC Champion: Toledo - 6; Miami - 4; Ohio - 3 |
- First Place votes in () | *Coaches were not able to vote for themselves

2025 OPPONENTS

WYOMING Cowboys

8/28

2-1 overall | 0-0 Mountain West
Last Meeting: L, 10-0 (2023) - Akron, Ohio

NEBRASKA Cornhuskers

9/6

3-0 overall | 0-0 B1G
Last Meeting: L, 68-0 (2025) - Lincoln, Neb.

UAB Blazers

9/13

2-1 overall | 0-1 AAC
Last Meeting: L, 21-28 (2025) - Birmingham, Ala.

DUQUESNE Dukes

9/20

1-2 overall | 0-0 NEC
Week Four: at Akron (Sept. 20)
First Meeting: Akron, Ohio

TOLEDO Rockets

9/27

2-1 overall | 0-0 MAC
Week Four: at Western Michigan (Sept. 20)
Last Meeting: W, 21-14 (2024) - Akron, Ohio

CENTRAL MICHIGAN Chippewas

10/4

1-2 overall | 0-0 MAC
Week Four: at Wagner (Sept. 20)
Last Meeting: L, 17-10 (2023) - Mt. Pleasant, Mich.

MIAMI RedHawks

10/11

0-2 overall | 0-0 MAC
Week Four: UNLV (Sept. 20)
Last Meeting: L, 19-0 (2023) - Oxford, Ohio

BALL STATE Cardinals

10/18

1-2 overall | 0-0 MAC
Week Four: UConn (Sept. 20)
Last Meeting: L, 31-25 (2021) - Akron, Ohio

BUFFALO Bulls

10/25

2-1 overall | 1-0 MAC
Week Four: vs Troy (Sept. 20)
Last Meeting: L, 41-30 (2024) - Buffalo, NY

UMASS Minutemen

11/4

0-3 overall | 0-0 MAC
Week Four: at Mizzou (Sept. 20)
Last Meeting: L, 37-29 (2019) - Amherst, Mass.

KENT STATE Golden Flashes

11/11

1-2 overall | 0-1 MAC
Week Four: at Florida State (Sept. 20)
Last Meeting: W, 38-17 (2024) - Kent, Ohio

BOWLING GREEN Falcons

11/18

2-1 overall | 0-0 MAC
Week Four: at Louisville (Sept. 20)
Last Meeting: L, 31-27 (2024) - Kent, Ohio

DID YOU KNOW

- Zippy is just one of eight female-gendered college mascots in Division I athletics. Do you know the other seven? (YoUDee, the Delaware Blue Hen; Mrs. Wuf of N.C. State; Lucy Lobo of New Mexico; Sue E. Pig of Arkansas; Miss Pawla of South Alabama, Kate the Lion of Hofstra; and Wilma Wildcat of Arizona).
- Akron was the first school to jump from Division I-AA football (now called FCS) to I-A (now called FBS). The Zips made the move in 1987.
- Hall of Fame coach **John Heisman** coached football from 1893-94 for Buchtel College (Akron's original name). The Cleveland native went on to take Georgia Tech to the national championship in 1917. The Heisman Trophy, given to the nation's most outstanding college player, is named in his honor.
- On Sept. 12, 2015, an 8-ft., 750-lb. bronze statue of Heisman was unveiled at InfoCision Stadium (outside Gate 1).
- Only one player in school history has had his number retired- #89 **Chris Angeloff**. The junior tight end collapsed and died of cardiac arrest during UA's 20-8 victory over Marshall on Sept. 6, 1975. The Chris Angeloff Scholarship was created in his honor.
- Three players, two coaches, and two teams are members of Akron's Ring of Honor: Coach **Jim Dennison**, **Chris Angeloff**, **1968 team**, and the **1976 team** (all inducted in 2003); **Jason Taylor** (2004); **Gordon Larson** (2005); and **Charlie Frye** (2015).



AKRON ADDS 11-MEMBER SIGNING CLASS IN DECEMBER 2024

Akron football, under the leadership of fourth-year head coach Joe Moorhead, unveiled an 11-member signing class for 2024. Moorhead and his staff have assembled a talented 2025 early signing class comprised of one veteran transfer and 10 true freshmen. The lone early-signee scholarship transfer was **Maasai King** (6-3 | 300 | Junior | Offensive Lineman | Camden, N.J. | Camden Big Picture Learning Academy | Lackawanna College) followed by 10 high school signees in **Cibastian Broughton** (5-11 | 175 | Quarterback | Orange Park, Fla. | Fleming Island High School), **Jaiden Brown-Demery** (6-2 | 310 | Defensive Lineman | Duquesne, Pa. | West Mifflin Area High School), **Tairan Davis Jr.** (5-10 | 185 | Safety | Youngstown, Ohio | Ursuline High School), **Jon Gould** (6-5 | 270 | Offensive Lineman | Wichita, Kan. | Maize High School), **Gavin James** (5-10 | 205 | Linebacker | Tallahassee, Fla. | Lincoln High School), **Vann Kavals** (6-4 | 250 | Defensive Lineman | Bridgeville, Pa. | Our Lady of the Sacred Heart High School), **Kenneth McManus IV** (6-2 | 305 | Offensive Lineman | Washington, D.C. | St. John's College High School), **Devin Reeves** (5-11 | 220 | Linebacker | Triangle, Va. | Hayfield High School), **Luke Siron** (6-0 | 195 | Wide receiver | Perry, Ohio | Perry High School), **Ty Watkins** (6-3 | 230 | Defensive Lineman | Cincinnati, Ohio | Mt. Healthy High School)

SINGLE-GAME TICKETS NOW ON SALE

Single-game ticket plans for the 2025 season can be purchased on the Akron Athletics App, GoZips.com or by calling or texting 888-99-AKRON (25766) or visiting The C.P. and Cornelia S. Chima Athletics Ticket Office at InfoCision Stadium-Summa Field (located at 375 E. Exchange Street, near Gate 1 at the southwest corner of the venue, at the corner of E. Exchange and S. Union streets) during our transitional business hours (Monday through Friday 9 a.m. to 5 p.m.).

UP NEXT

The University of Akron football opens Mid-American Conference play at The Glass Bowl, battling Toledo on Saturday, Sept. 27 at 3:30 p.m. on ESPN+.

2025 MAC SCHEDULE

Week One

AUG. 28

Wyoming at Akron..... WYO, 10-0
 Lafayette at Bowling Green BGSU, 26-7
 Ohio at Rutgers RU, 34-31
 Buffalo at Minnesota Minn, 23-10
 Miami at Wisconsin..... Wisc, 17-0
 CMU at San Jose State CMU, 16-14

AUG. 29

WMU at Michigan State MSU, 23-6

AUG. 30

Merrimack at Kent State KSU, 21-17
 Ball State at Purdue Purdue, 31-0
 Toledo at Kentucky UK, 24-16
 Temple at UMass UMass, 42-10
 Holy Cross at Northern Illinois NIU, 19-17
 EMU at Texas State EMU, 52-27

Week Two

Sept. 5

NIU at Maryland Maryland, 20-9

Sept. 6

BGSU at Cincinnati Cincinnati, 34-20

Akron at Nebraska Nebraska, 68-0

Ball State at Auburn Auburn, 42-3
 Kent State at Texas Tech Texas Tech, 62-14
 LIU at Eastern Michigan LIU, 28-23
 Western Kentucky at Toledo Toledo, 45-21
 West Virginia at Ohio Ohio, 17-10
 Central Michigan at Pitt Pitt, 45-17
 St. Francis at Buffalo Buffalo, 45-6
 North Texas at WMU North Texas, 33-30
 Bryant at UMass Bryant, 27-26
 Miami at Rutgers Rutgers, 45-17

Week Three

Sept. 13

CMU at Michigan Michigan, 63-3
 Buffalo at Kent State Buffalo, 31-28
 Morgan State at Toledo Toledo, 60-0
 New Hampshire at Ball State BSU, 34-29
Akron at UAB UAB, 31-28
 Western Michigan at Illinois Illinois, 38-0
 Eastern Michigan at Kentucky UK, 48-23
 Ohio at Ohio State OSU, 37-9
 UMass at Iowa Iowa, 47-7
 Liberty at Bowling Green BGSU, 23-13

AKRON TEAM RANKINGS IN THE NCAA AND MAC

The 2025 Akron team rankings among NCAA FBS and MAC programs.

NOTABLE TEAM RANKINGS

4th Down Conversion Defense - 22nd - .286 (3rd in the MAC)
 Fewest Penalties - 14th - 11 (1st in the MAC)
 Fewest Penalties per game - 11th - 3.67 (1st in the MAC)
 Fewest Penalty Yards - 11th - 83 (1st in the MAC)
 Fewest Penalty Yards per game - 11th - 27.67 (1st in the MAC)
 Passes Had Intercepted - 23rd - 2 (3rd in the MAC)
 Passes Intercepted - 57th - 2 (3rd in the MAC)
 Redzone Defense - 53rd - .786 (4th in the MAC)

ALL TEAM RANKINGS

	NCAA	MAC	VALUE
3rd Down Conversion Pct (134 ranked)	132	12	0.222
3rd Down Conversion Pct Defense (133 ranked)	117	9	0.476
4th Down Conversion Pct (130 ranked)	70	4	0.5
4th Down Conversion Pct Defense (124 ranked)	22	3	0.286
Blocked Kicks (12 ranked)	NA	NA	NA
Blocked Kicks Allowed (134 ranked)	129	12	2
Blocked Punts (9 ranked)	NA	NA	NA
Blocked Punts Allowed (134 ranked)	1	1	0
Completion Percentage (134 ranked)	133	13	0.458
Defensive TDs (12 ranked)	NA	NA	NA
Fewest Penalties (134 ranked)	14	1	11
Fewest Penalties Per Game (132 ranked)	11	1	3.67
Fewest Penalty Yards (134 ranked)	11	1	83
Fewest Penalty Yards Per Game (134 ranked)	11	1	27.67
First Downs Defense (134 ranked)	128	11	76
First Downs Offense (134 ranked)	108	6	47
Fumbles Lost (133 ranked)	39	7	1
Fumbles Recovered (56 ranked)	56	5	1
Kickoff Return Defense (134 ranked)	126	13	31.71
Kickoff Returns (129 ranked)	53	6	21.55
Net Punting (134 ranked)	113	9	35.75
Passes Had Intercepted (134 ranked)	23	2	1
Passes Intercepted (85 ranked)	57	3	2
Passing Offense (134 ranked)	112	9	161
Passing Yards Allowed (134 ranked)	134	13	365
Passing Yards per Completion (134 ranked)	90	6	10.98
Punt Return Defense (134 ranked)	117	11	14.63
Punt Returns (134 ranked)	69	6	8
Red Zone Defense (101 ranked)	53	4	0.786
Red Zone Offense (134 ranked)	115	11	0.667
Rushing Defense (134 ranked)	101	8	160.3
Rushing Offense (134 ranked)	107	8	120.3
Sacks Allowed (134 ranked)	131	12	3.67
Scoring Defense (134 ranked)	123	9	36.3
Scoring Offense (134 ranked)	132	12	9.3
Tackles for Loss Allowed (134 ranked)	114	8	7
Team Passing Efficiency (134 ranked)	132	13	92.89
Team Passing Efficiency Defense (134 ranked)	117	10	158.74
Team Sacks (133 ranked)	123	11	0.67
Team Tackles for Loss (134 ranked)	80	7	5.3
Time of Possession (134 ranked)	89	9	28:51
Total Defense (134 ranked)	132	12	525.3
Total Offense (134 ranked)	124	7	281.3
Turnover Margin (134 ranked)	54	5	0.33
Turnovers Gained (117 ranked)	68	4	3
Turnovers Lost (134 ranked)	27	5	2
Winning Percentage (124 ranked)	124	9	0

AKRON PLAYER RANKINGS IN THE NCAA AND MAC

The 2025 Akron player rankings among NCAA FBS and MAC programs.

#MAKE THE CLIMB

Week Four
Sept. 20

UNLV at Miami.....	TBA
Toledo at Western Michigan.....	TBA
Troy at Buffalo.....	TBA
Bowling Green at Louisville.....	TBA
Kent State vs Florida State.....	TBA
Wagner at Central Michigan	1 PM
Louisiana at Eastern Michigan	3:30 PM
Gardner-Webb at Ohio	3:30 PM
Ball State at UConn	3:30 PM
Northern Illinois at Mississippi State ..	4:15 PM
Duquesne at Akron	6:00 P.M.

Week Five
Sept. 27

Massachusetts at Missouri	TBA
Connecticut at Buffalo	TBA
Bowling Green at Ohio.....	TBA
Eastern Michigan at Central Michigan	TBA
San Diego State at Northern Illinois.....	TBA
Akron at Toledo	3:30 PM
Lindenwood at Miami	3:30 PM
Rhode Island at Western Michigan	6:30 PM

Week Six
Oct. 4

Western Michigan at Massachusetts.....	TBA
Miami at Northern Illinois.....	TBA
Ohio at Ball State.....	2:00 PM
Eastern Michigan at Buffalo	3:30 PM
Central Michigan at Akron.....	3:30 PM
Kent State at Oklahoma.....	4:00 PM

Week Seven
Oct. 11

Toledo at Bowling Green	TBA
Northern Illinois at Eastern Michigan	TBA
Miami at Akron.....	TBA
Massachusetts at Kent State	2:30 PM
Ball State at Western Michigan	3:30 PM

Week Eight
Oct. 18

Eastern Michigan at Miami	TBA
Akron at Ball State	TBA
Central Michigan at Bowling Green	TBA
Buffalo at Massachusetts.....	TBA
Northern Illinois at Ohio	TBA
Kent State at Toledo.....	TBA

NOTABLE INDIVIDUAL RANKINGS

Justin Anderson - Forced Fumbles Per Game - 29th - .33 (4th in the MAC)
Cyrus Durham - Fumbles Recovered - 10th - 1 (2nd in the MAC)
Markus Boswell - Interceptions Per Game - 6th - .67 (1st in the MAC)
Markus Boswell - Total Interceptions - 6th - 2 (1st in the MAC)
Joseph Castle - Net Punting - 29th - 44.1 (4th in the MAC)
Sean Patrick - Rush Yards Per Carry - 81st - 4.75 (6th in the MAC)
Shammond Cooper - Tackles Per Game - 43rd - 8.3 (5th in the MAC)
DiMarco Johnson - Tackles Per Game - 95th - 7.0 (13th in the MAC)
Israel Polk - Yards Per Reception - 84th - 16.57 (5th in the MAC)

ALL INDIVIDUAL RANKINGS

All Purpose (200 ranked)	Sean Patrick	181	14	78
Completion Percentage (116 ranked)	Ben Finley	115	10	0.447
Completions Per Game (99 ranked)	Ben Finley	99	6	14
Field Goal Percentage (103 ranked)	Owen Wiley	103	8	0.333
Field Goals Per Game (117 ranked)	Owen Wiley	89	8	0.67
Forced Fumbles (29 ranked)	Justin Anderson	29	4	0.33
Fumbles Recovered (10 ranked)	Cyrus Durham	10	2	1
Interceptions Per Game (56 ranked)	Markus Boswell	6	1	0.67
Passing Efficiency (116 ranked)	Ben Finley	112	10	92
Passing Yards (130 ranked)	Ben Finley	97	7	475
Passing Yards Per Game (130 ranked)	Ben Finley	101	8	158.3
Passing Yards per Completion (116 ranked)	Ben Finley	72	6	11.31
Punting (65 ranked)	Joseph Castle	29	4	44.1
Receiving TDs (52 ranked)	Israel Polk	52	4	2
Rush Yards Per Carry (142 ranked)	Sean Patrick	81	6	4.75
Rushing Yards (197 ranked)	Sean Patrick	98	7	171
Rushing Yards Per Game (200 ranked)	Sean Patrick	108	9	57
Sacks (120 ranked)	Bruno Dall	120	11	0.5
Total Interceptions (34 ranked)	Markus Boswell	6	1	2
Total Offense (200 ranked)	Ben Finley	107	8	161
Total Tackles (480 ranked)	Shammond Cooper	43	5	8.3
	DiMarco Johnson	95	13	7
	Alex Branch	226	31	5.7
	Malcom DeWalt IV	226	31	5.7
	Gage Summers	323	41	5
	Justin Anderson	392	47	4.7
	Elijah Reed	480	57	4.3
Total Touchdowns (149 ranked)	Israel Polk	149	7	2
Yards per Pass Attempt (116 ranked)	Ben Finley	109	9	5.05
Yards per Reception (200 ranked)	Israel Polk	84	5	16.57

'Symbolic in a lot of ways': Akron football team finds inspiration in Turnover Tire

Akron Beacon Journal - By George Thomas - Published 1:58 p.m. ET Sept. 12, 2023

Viral moments related to the University of Akron football team rarely turn up in the program's favor. That changed Saturday when the Zips and their Turnover Tire enjoyed a moment in the spotlight after beating the Morgan State Bears on the type of play that sealed the team's fate in the past.

On a third-and-9 at their own 21 with 59 seconds left in the game and protecting a four-point lead, running back J.J. Davis took a handoff for the Bears. UA defensive lineman CJ Nunnally IV busted through the left side of the Bears O-line and poked the ball free. A split second later, linebacker Bryan McCoy scooped the ball up and ran 13 yards for a UA touchdown to ultimately give them a 24-21 victory in their home opener.

For their efforts, the team brought out the Turnover Tire in recognition.

The symbolism of it being associated with a college football team representing the Rubber City is inescapable, but it goes beyond that for UA coach Joe Moorhead, who is in his second year coaching the team.

Akron football coach Joe Moorhead looks to establish tradition

The tire was something he conceived at the tail end of camp, he told the Beacon Journal on Tuesday.

"Other people have the chains and the thrones and the slot machines, and that's kind of a lot of pomp and circumstance and glitz and glamor, and that's cool," he said. "But the identity that I want this football team to kind of embody is what the Akron area is." Moorhead understands where Akron fits in the fabric of Northeast Ohio and had his equipment manager acquire a couple of worn-down tires.

"It's almost symbolic in a lot of ways of how people view this program that we are just not a worthy or worthwhile program," he said. "And at the end of the day, what we got to do is find a way to dust it off and shine them up. And there's still plenty of tread on the tires in this program and we're going to find a way to make it work, put it on the car and drive this thing, drive this thing to success."

Akron Zips football get positive feedback for Turnover Tire

Not surprisingly, his players greeted the addition of the tire with enthusiasm. And Moorhead admits that it's pretty cool that it had a viral moment on the national stage, but he also appreciates hearing from fans.

"I was taking out the garbage [Monday] night and the guy who lives across the street from me was having a catch with his son and yelled across the street, 'Hey coach, great win. Congratulations. Love the tires, keep it rolling,'" he said. "So, I didn't mean for it to be gimmicky, there really is some substance to it, but at the same time it's kind of the anticelibration in a lot of ways."





#MAKEITHECLIM

##	Player	GP-GS	UW	Nebr	UAB
1	Myles Walker	3/3	START	START	START
1	Julien Laventure	3/2	XXX	START	START
2	Daymon David	0/0
2	Marcel Williams	3/2	START	START	XXX
3	Alex Branch	3/2	START	START	XXX
3	Kyan Mason	3/1	START	XXX	XXX
4	Justin Anderson	3/3	START	START	START
4	Tim Grear Jr.	3/0	XXX	XXX	XXX
5	Israel Polk	3/2	XXX	START	START
5	Ronald Hull	3/3	START	START	START
6	Jamari Somerville	3/0	XXX	XXX	XXX
6	Brayden Roggow	0/0
7	Shammond Cooper	3/3	START	START	START
7	Alex Adams	2/2	START	...	START
8	Brandon Hills	2/0	...	XXX	XXX
8	Rich Benenge	2/0	XXX	XXX	...
9	Jean Louis III	2/0	XXX	XXX	...
9	Aamii Branch	3/0	XXX	XXX	XXX
10	Ben Finley	3/3	START	START	START
10	Cyrus Durham	3/3	START	START	START
11	Elijah Reed	3/3	START	START	START
11	Cibastian Broughton	0/0
12	Iesa Jarmon	3/0	XXX	XXX	XXX
12	Cameron Montiero	3/0	XXX	XXX	XXX
13	Rodrick Hunter	3/0	XXX	XXX	XXX
13	Sean Patrick	3/3	START	START	START
14	Ben Kamara	3/1	XXX	XXX	START
15	Michael Johnson Jr.	3/0	XXX	XXX	XXX
15	Terence Thomas	2/0	XXX	...	XXX
16	Paul Davis	0/0
16	Dahvon Frazier	3/0	XXX	XXX	XXX
17	Malcom DeWalt IV	3/2	XXX	START	START
18	DiMarco Johnson	3/3	START	START	START
18	Johnny Brookhart	0/0
19	Adam Samaha	0/0
20	Mehki Flowers	3/0	XXX	XXX	XXX
21	Catrell White	1/1	START
22	Jordan Gant	3/0	XXX	XXX	XXX
22	Kam Cheatom	2/0	XXX	XXX	...
23	Gage Summers	3/3	START	START	START
24	DJ Stepney	1/0	...	XXX	...
24	Marquese Williams	2/0	XXX	XXX	...
25	Chris Gee	0/0
25	Jason Hocker	2/0	XXX	XXX	...
26	Taven Curry	0/0
27	Keyveon Johnson	0/0
28	Luke Reed	2/0	XXX	...	XXX
29	Tairan Davis	0/0
30	Jake Dennis	3/0	XXX	XXX	XXX
31	Gavin James	0/0
32	Dominic Monz	0/0
34	Brayden Johnson	3/0	XXX	XXX	XXX
34	Cameron Macon	1/0	...	XXX	...
35	Danny Nittoli	1/0	XXX
40	CJ Murphy	3/0	XXX	XXX	XXX
41	Bruno Dall	3/3	START	START	START
42	Melvin Spriggs	3/0	XXX	XXX	XXX
43	Austin Wondolowski	3/0	XXX	XXX	XXX
44	Markus Boswell	3/0	XXX	XXX	XXX
45	Devin Reeves	0/0

##	Player	GP-GS	UW	Nebr	UAB
47	Matthew Schramm	0/0
49	Frank Miner	1/0	...	XXX	...
50	Allen Jones Jr.	3/2	XXX	START	START
50	Jahvon Frazier	2/0	XXX	XXX	...
51	Omari Bivens	0/0
51	Maasai King	3/2	START	START	XXX
52	Javirea Moore	1/0	...	XXX	...
53	Kenneth McManus IV	3/2	START	START	XXX
54	Kiawan Murphy	3/1	START	XXX	XXX
55	Amarie Archer	3/1	XXX	XXX	START
56	Keylen Davis	3/2	START	XXX	START
57	Delvin Morris	3/0	XXX	XXX	XXX
57	Elijah Davis	0/0
58	Alex Fox	0/0
60	Jeremiah Ndaiga	0/0
62	Max Mobley	3/0	XXX	XXX	XXX
68	Jonathan Gould	0/0
71	AJ George	1/0	XXX
72	Colin Lyons	3/3	START	START	START
73	Jonas Mann	1/0	...	XXX	...
75	Dayne Shor	0/0
76	Jacob Kumpfert	0/0
77	Jayme Motley-Simmons	3/2	XXX	START	START
78	Darrell Johnson Jr.	2/1	START	...	XXX
79	Nick Stopiak	0/0
80	Eddie Vega	1/0	XXX
80	Jalen Hightower	0/0
81	Luke Sivon	3/0	XXX	XXX	XXX
82	Troy Hazuda	0/0
83	Khalil Witherspoon	1/0	XXX
85	Conner Cravaack	3/1	XXX	START	XXX
87	Max Whisner	3/0	XXX	XXX	XXX
88	Jake Newell	1/1	START
90	Dimitri Madden	1/0	XXX
91	Nehemiah Musika	2/0	...	XXX	XXX
92	Israel Duncan	2/0	XXX	XXX	...
93	Ty Watkins	0/0
95	Joseph Castle	3/0	XXX	XXX	XXX
95	Vann Kavals	0/0
96	Chase Brown	0/0
97	Jon'Trell Mixon	3/0	XXX	XXX	XXX
99	Owen Wiley	3/0	XXX	XXX	XXX
99	Jaiden Brown-Demery	0/0

NUMERICAL ROSTER

1	Myles Walker	WR	5-9	175	R-Sr.
1	Julien Laventure	DL	6-1	270	R-Jr.
2	Daymon David	S	6-0	210	R-Sr.
2	Marcel Williams	WR	5-11	200	R-Fr.
3	Kyan Mason	WR	5-9	155	R-Fr.
3	Alex Branch	DB	6-0	190	R-Sr.
4	Justin Anderson	DB	6-0	205	R-Sr.
4	Tim Gear, Jr.	WR	6-0	190	R-Sr.
5	Ronald Hull	DL	6-2	300	So.
5	Israel Polk	WR	6-1	175	R-So.
6	Brayden Roggow	QB	6-4	205	R-Fr.
6	Jamari Somerville	S	5-11	195	R-So.
7	Alex Adams	WR	6-1	190	R-Sr.
7	Shammond Cooper	LB	6-2	225	R-Sr.
8	Rich Benenge	LB	6-1	210	So.
8	Brandon Hills	WR	5-10	180	R-So.
9	Jean Louis III	WR	5-8	185	R-So.
9	Aamii Branch	DB	5-10	180	So.
10	Ben Finley	QB	6-3	210	R-Sr.
10	Cyrus Durham	DL	6-3	245	R-So.
11	Elijah Reed	DB	6-3	200	R-Jr.
11	Cibastian Broughton	QB	5-11	175	Fr.
12	Iesa Jarmon	DB	6-0	185	R-Sr.
12	Cameron Monteiro	WR	6-1	190	R-Fr.
13	Rodrick Hunter	S	5-11	190	R-Fr.
13	Sean Patrick	RB	5-11	180	R-Fr.
14	Ben Kamara	DB	6-3	200	R-Jr.
15	Michael Johnson Jr.	QB	6-3	220	R-Sr.
15	Terence Thomas	S	5-9	190	Jr.
16	Paul Davis	WR	6-0	200	R-So.
16	Dahvon Frazier	DE	6-2	230	R-Fr.
17	Malcom DeWalt IV	DB	6-2	190	R-Sr.
18	Johnny Brookhart	QB	5-11	205	R-So.
18	DiMarco Johnson	S	6-0	205	R-Sr.
19	Adam Samaha	K	5-11	195	R-So.
20	Mehki Flowers	DB	6-0	200	R-Jr.
21	Catrell White	DB	5-11	175	R-So.
22	Kam Cheatom	DL	6-3	240	R-So.
22	Jordan Gant	RB	5-10	205	R-Jr.
23	Gage Summers	LB	6-0	225	R-Sr.
24	Marquese Williams	RB	5-9	180	R-So.
24	DJ Stepney	DB	6-0	200	R-Sr.
25	Jason Hocker	LB	6-0	230	R-Fr.
25	Chris Gee	RB	5-10	210	Jr.
26	Taven Curry	RB	6-0	215	R-Jr.
27	Keyveon Johnson	DB	6-2	185	R-Fr.
28	Luke Reed	RB	5-10	190	R-Fr.
29	Tairan Davis Jr.	DB	5-11	185	Fr.
30	Jacob Dennis	LS	6-0	220	5th
31	Gavin James	LB	6-0	220	Fr.
32	Dominic Monz	WR	5-7	175	R-Fr.
34	Cam Macon	RB	5-11	220	R-Jr.
34	Brayden Johnson	P	6-2	215	Gr.
35	Danny Nittoli	LB	6-0	220	R-Fr.
40	CJ Murphy	DL	6-2	225	R-Jr.
41	Bruno Dall	DL	6-7	260	R-So.

AKRON ALPHABETICAL ROSTER

No.	Name	Pos.	Ht.	Wt.	Yr.	Hometown (High School/Previous School)
7	Adams, Alex	WR	6-1	190	R-Sr.	Osyka, Miss. / South Pike LSU
4	Anderson, Justin	DB	6-0	205	R-Sr.	East Palo Alto, Calif. / Menlo Atherton HS Washington State Foothills
55	Archer, Amarie	OL	6-3	300	Sr.	Nassau, Bahamas / Miami Academy Dodge City CC East Carolina
8	Benenge, Rich	LB	6-1	210	So.	Sioux Falls, S.D. / Harrisburg HS Army West Point Prep
51	Bivens, Omari	DL	6-0	255	Fr.	Lewis Center, Ohio / Olentangy Orange
44	Boswell, Markus	LB	6-1	230	Fr.	Austin, Texas / Lake Travis HS JP Bandits
9	Branch, Aamii	DB	5-10	180	So.	Forney, Texas / North Forney HS Kilgore College
3	Branch, Alex	DB	6-0	190	R-Sr.	Twinsburg, Ohio / Twinsburg HS Kent State
18	Brookhart, Johnny	QB	5-11	205	R-So.	Parker, Colo. / Legend
11	Broughton, Cibastian	QB	5-11	175	Fr.	Orange Park, Fla. / Fleming Island HS
96	Brown, Chase	DE	6-2	245	R-Jr.	Cincinnati, Ohio / Moeller HS Dayton
99	Brown-Demery, Jaiden	DL	6-4	310	Fr.	West Mifflin, PA / West Mifflin Area HS
95	Castle, Joseph	P	6-2	205	Jr.	North Huntingdon, Pa. / Norwin HS
22	Cheatom, Kam	DL	6-3	240	R-So.	Pittsburgh, Pa. / Brashear HS
7	Cooper, Shammond	LB	6-2	225	R-Sr.	St. Louis, Mo. / Trinity Catholic Illinois
85	Cravaack, Conner	TE	6-4	245	R-So.	Cincinnati, Ohio / Madeira HS
26	Curry, Taven	RB	6-0	215	R-Jr.	Loxley, Ala. / Robertsedale UAB UL-Monroe
41	Dall, Bruno	DL	6-7	260	R-So.	Hamburg, Germany / St. Stanislaus (Miss.)
2	David, Daymon	S	6-0	210	R-Sr.	Baltimore, Md. / Franklin HS Oregon
29	Davis Jr., Tairan	DB	5-11	185	Fr.	Youngstown, Ohio / Ursuline HS
57	Davis, Elijah	DL	6-1	300	R-Fr.	Middletown, Ohio / Lakota West HS
56	Davis, Keylen	OL	6-2	290	R-Jr.	Indianapolis, Ind. / Ben Davis HS
16	Davis, Paul	WR	6-0	200	R-So.	Bowman, Ga. / Hart County HS
30	Dennis, Jacob	LS	6-0	220	5th	Omaha, Neb. / Skutt Catholic Midland Uni. Butler CC Colorado State
17	DeWalt IV, Malcom	DB	6-2	190	R-Sr.	Bremerton, Wash. / Olympic HS Snow College Butte College
92	Duncan, Israel	DE	6-2	240	R-Jr.	Vancouver, Wash. / Prairie HS Pasadena City College
10	Durham, Cyrus	DL	6-3	245	R-So.	Atherton, Calif. / St. Francis HS College of San Mateo Arizona
10	Finley, Ben	QB	6-3	210	R-Sr.	Phoenix, Ariz. / Paradise Valley HS NC State California
20	Flowers, Mehki	DB	6-0	200	R-Jr.	Harrisburg, Pa. / Central Dauphin East Penn State
58	Fox, Alex	OL	6-3	290	R-Jr.	New Castle, Pa. / New Castle HS Lackawanna C.C. IUP
16	Frazier, Dahvon	DE	6-2	230	R-Fr.	Lexington, Ky. / Bryan Station HS
50	Frazier, Jahvon	DE	6-3	230	R-Fr.	Lexington, Ky. / Bryan Station HS
22	Gant, Jordan	RB	5-10	205	R-Jr.	Lakeland, Fla. / Kathleen HS Tennessee State
25	Gee, Chris	RB	5-10	210	Jr.	Fort Worth, Texas / R.L. Paschal HS Colgate
71	George, AJ	OL	6-6	320	R-Sr.	Byesville, Ohio / Meadowbrook Cincinnati
68	Gould, Jonathan	OL	6-5	270	Fr.	Maize, KS / Maize HS
4	Greear, Jr., Tim	WR	6-0	190	R-Sr.	New Orleans, La. / John Ehret HS Ventura College Fresno State
82	Hazuda, Troy	WR	6-0	200	Fr.	Oregon, Ohio / Clay HS
80	Hightower, Jalen	WR	5-11		R-Fr.	Copley, Ohio / Hoban HS
8	Hills, Brandon	WR	5-10	180	R-So.	Colorado Springs, Colo. / Vista Ridge HS Washington State
25	Hocker, Jason	LB	6-0	230	R-Fr.	Lexington, Ky. / Bryan Station HS
5	Hull, Ronald	DL	6-2	300	So.	Washington D.C. / Wise HS
13	Hunter, Rodrick	S	5-11	190	R-Fr.	Atlanta, Ga. / Carver HS
31	James, Gavin	LB	6-0	220	Fr.	Tallahassee, Fla. / Lincoln HS
12	Jarmon, Iesa	DB	6-0	185	R-Sr.	Cincinnati, Ohio / Lasalle HS Cincinnati Iowa Western CC
15	Johnson Jr., Michael	QB	6-3	220	R-Sr.	San Jose, Calif. / Sheldon Penn State FAU Syracuse /
34	Johnson, Brayden	P	6-2	215	Gr.	Syracuse, Ind. / Wawasee Ball State Indiana State Bethel (Tenn.)
18	Johnson, DiMarco	S	6-0	205	R-Sr.	Irmo, S.C. / Dutch Fork HS
78	Johnson, Jr., Darrell	OL	6-4	300	R-Sr.	Indianapolis, Ind. / Lawrence North HS Dodge City CC Western Kentucky
27	Johnson, Keyveon	DB	6-2	185	R-Fr.	Fort Lauderdale, Fla. / Western HS
50	Jones, Jr., Allen	OL	6-4	290	R-Jr.	Cottonwood, Ala. / Cottonwood. HS West Alabama
14	Kamara, Ben	DB	6-3	200	R-Jr.	Philadelphia, Pa. / Waukeel HS Upper Iowa
95	Kavals, Vann	DE	6-5	265	Fr.	Coraopolis, PA / Our Lady Of The Sacred Heart
51	King, Maasai	OL	6-4	310	R-Jr.	Camden, NJ / Camden Big Picture Learning Academy Lackawanna College
76	Kumfert, Jacob	OL	6-5	300	R-Jr.	Greencastle, Pa. / Greencastle-Antrim HS Saint Francis
1	Laventure, Julien	DL	6-1	270	R-Jr.	Upper Darby, Pa. / Upper Darby Penn West-California
9	Louis III, Jean	WR	5-8	185	R-So.	Franklin, N.J. / Canarsie
72	Lyons, Colin	OL	6-3	295	R-Sr.	McKeesport, Pa. / McKeesport HS
34	Macon, Cam	RB	5-11	220	R-Jr.	Barberton, Ohio / Barberton HS Walsh
90	Madden, Dimitri	DL	6-3	305	R-Sr.	Lewisham, London, England / NMMI UTEP
73	Mann, Jonas	OL	6-7	310	R-So.	Pickerington, Ohio / Pickerington North
3	Mason, Kyan	WR	5-9	155	R-Fr.	Cleveland, Ohio / St. Edward HS
53	McManus IV, Kenneth	OL	6-2	320	Fr.	Washington, DC / St. John's College
49	Miner, Frank	LS	6-2	205	R-Jr.	Seattle, Wash. / Seattle Preparatory School Oregon State
97	Mixon, Jon'Trell	DL	6-4	285	R-So.	Youngstown, Ohio / Valley Christian
62	Mobley, Max	OL	6-2	290	R-So.	Cincinnati, Ohio / Madeira HS
12	Monteiro, Cameron	WR	6-1	190	R-Fr.	Brockton, Mass. / Brockton HS Pittsburgh
32	Monz, Dominic	WR	5-7	175	R-Fr.	McDonald, Pa. / South Fayette HS
52	Moore, Javirea	OL	6-5	295	R-Sr.	Lancaster, Texas / Lancaster HS Texas A&M-Kingsville East



No.	Name	Pos.	Yr.	Ht.	Wt.	Hometown / High School / Previous School
Texas A&M						
57	Morris, Delvin	OL	6-3	280	R-So.	Caldwell, Texas / Caldwell
77	Motley-Simmons, Jayme	OL	6-7	310	R-Sr.	Alabaster, Ala. / Thompson HS Samford North Alabama
40	Murphy, CJ	DL	6-2	225	R-Jr.	Bryn Mawr, Pa. / Radnor HS UNC
54	Murphy, Kiawan	DL	6-2	320	R-Jr.	East Hartford, Conn. / East Hartford
91	Musika, Nehemiah	DL	6-1	340	Jr.	Milpitas, CA / Valley Christian Foothill College College of San Mateo
60	Ndaiga, Jeremiah	OL	6-4	300	R-Fr.	Avon, Ind. / Avon HS
88	Newell, Jake	TE	6-4	245	R-Jr.	Springfield, Ore. / Thurston Arizona State
35	Nittoli, Danny	LB	6-0	220	R-Fr.	Poland, Ohio / Poland Seminary HS
13	Patrick, Sean	RB	5-11	180	R-Fr.	Chagrin Falls, Ohio / Kenston HS
5	Polk, Israel	WR	6-1	175	R-So.	Richmond, CA / St. John Bosco Pittsburgh
11	Reed, Elijah	DB	6-3	200	R-Jr.	Louisville, Ky. / Pleasure Ridge Park Kentucky
28	Reed, Luke	RB	5-10	190	R-Fr.	Garfield Heights, Ohio / Benedictine HS
45	Reeves, Devin	LB	6-0	235	Fr.	Quantico, Va. / Hayfield HS
6	Roggow, Brayden	QB	6-4	205	R-Fr.	Tiffin, Ohio / Columbian HS
19	Samaha, Adam	K	5-11	195	R-So.	Ypsilanti, Mich. / Huron HS Michigan
47	Schramm, Matthew	K	5-9	180	R-Fr.	Dublin, Ohio / Dublin Coffman HS
75	Shor, Dayne	OL	6-5	325	R-Jr.	Alpharetta, Ga. / Denmark HS Alabama Connecticut /
81	Sivon, Luke	WR	6-0	200	Fr.	Perry, Ohio / Perry HS
6	Somerville, Jamari	S	5-11	195	R-So.	Indian Head, Md / Henry E. Lackey HS James Madison
42	Spriggs, Melvin	LB	6-1	225	R-So.	Fredericksburg, Va. / Saint Michael the Archangel
24	Stepney, DJ	DB	6-0	200	R-Sr.	Macomb, Mich. / Dakota H.S. Central Michigan Marshall
79	Stopiak, Nick	OL	6-6	315	R-Jr.	Columbia Station, Ohio / Columbia
23	Summers, Gage	LB	6-0	225	R-Sr.	Chandler, Ariz. / ALA-Queen Creek Riverside City College
15	Thomas, Terence	S	5-9	190	Jr.	Youngstown, Ohio / Boardman
80	Vega, Eddie	DL	6-3	290	Jr.	Dinuba, Calif. / Dinuba HS Reedley College
1	Walker, Myles	WR	5-9	175	R-Sr.	Monaca, Pa. / Central Valley
93	Watkins, Ty	DL	6-5	240	Fr.	Cincinnati, Ohio / Mt. Healthy
87	Whisner, Max	TE	6-4	245	R-Jr.	Lee's Summit, Mo. / Lee's Summit HS Missouri
21	White, Catrell	DB	5-11	175	R-So.	New York, N.Y. / Erasmus Hall
99	Wiley, Owen	K	6-0	180	R-So.	Avon Lake, Ohio / Avon Lake
2	Williams, Marcel	WR	5-11	200	R-Fr.	Hollywood, Fla / Blanche Ely Marshall
24	Williams, Marquese	RB	5-9	180	R-So.	Harrisburg, Pa. / Bishop McDevitt Minnesota
83	Witherspoon, Khalil	WR	6-6	210	R-Fr.	Pleasantville, N.J. / Pleasantville HS
43	Wondolowski, Austin	DB	5-10	205	R-So.	North Royalton, Ohio / Holy Name

COACHING STAFF**Head Coach:** Joe Moorhead**Associate Head Coach:** Reno Ferri - Tight Ends**Assistant Head Coach:** Terry Richardson - Running Backs**Assistant Coach:** Tim Tibesar - Defensive Coordinator - Linebackers**Assistant Coach:** JD Brookhart - Wide Receivers**Assistant Coach:** Bishop Neal - Safeties**Assistant Coach:** Joel Rodriguez - Run Game Coordinator - Offensive Line**Assistant Coach:** Anthony 'Robo' Leonard - Defensive Line**Assistant Coach:** Michael Shuster - Quarterbacks**Assistant Coach:** Ryan Matviko - Special Teams Coordinator**Assistant Coach:** R.Todd Littlejohn - Cornerbacks**Director of Football Operations | Chief of Staff:** Reed Case**Recruiting Coordinator | Director of Player Personnel:** Caleb Duckett**Head Football Strength and Conditioning Coach:** Orie Sahlfeld**PRONUNCIATION GUIDE**

6	Brayden Roggow	Brayden RUH-GO	43	Austin Wondolowski	Austin JUAN-DOE-LAU-SKI
8	Rich Benenge	Rich BEN-EN-JEE	47	Matthew Schramm	Matthew SURE-AMM
9	Jean Louis III	Jean LOUIE	60	Jeremiah Ndaiga	Jeremiah EN-DOG-AH
11	Cibastian Broughton	SEBASTIAN BROUGHT-TON	79	Nick Stopiak	Nick STOW-PI-ACK
12	Iesa Jarmon	EEE-SUH JAR-MUN	83	Khalil Witherspoon	KUH-LEEL Witherspoon
16	Dahvon Frazier	DUH-VON FRAY-ZURE	85	Connor Cravaack	Connor CRAY-VACK
50	Jahvon Frazier	JUH-VON FRAY-ZURE	87	Max Whisner	Max WISE-NER
27	Keyveon Johnson	KAY-VEE-ON Johnson	91	Nehemiah Musika	KNEE-UH-MY-UH
35	Danny Nittoli	Danny NIT-O-LEE			MOO-SEEK-UH
41	Bruno Dall	Bruno DULL			

NUMERICAL ROSTER

42	Melvin Spriggs	LB	6-1	225	R-So.
43	Austin Wondolowski	DB	5-10	205	R-So.
44	Markus Boswell	LB	6-1	230	Fr.
45	Devin Reeves	LB	6-0	235	Fr.
47	Matthew Schramm	K	5-9	180	R-Fr.
49	Frank Miner	LS	6-2	205	R-Jr.
50	Jahvon Frazier	DE	6-3	230	R-Fr.
50	Allen Jones, Jr.	OL	6-4	290	R-Jr.
51	Maasai King	OL	6-4	310	R-Jr.
51	Omari Bivens	DL	6-0	255	Fr.
52	Javiera Moore	OL	6-5	295	R-Sr.
53	Kenneth McManus IV	OL	6-2	320	Fr.
54	Kiawan Murphy	DL	6-2	320	R-Jr.
55	Amarie Archer	OL	6-3	300	Sr.
56	Keylen Davis	OL	6-2	290	R-Jr.
57	Elijah Davis	DL	6-1	300	R-Fr.
57	Delvin Morris	OL	6-3	280	R-So.
58	Alex Fox	OL	6-3	290	R-Jr.
60	Jeremiah Ndaiga	OL	6-4	300	R-Fr.
62	Max Mobley	OL	6-2	290	R-So.
68	Jonathan Gould	OL	6-5	270	Fr.
71	AJ George	OL	6-6	320	R-Sr.
72	Colin Lyons	OL	6-3	295	R-Sr.
73	Jonas Mann	OL	6-7	310	R-So.
75	Dayne Shor	OL	6-5	325	R-Jr.
76	Jacob Kumfert	OL	6-5	300	R-Jr.
77	Jayme Motley-Simmons	OL	6-7	310	R-Sr.
78	Darrell Johnson, Jr.	OL	6-4	300	R-Sr.
79	Nick Stopiak	OL	6-6	315	R-Jr.
80	Eddie Vega	DL	6-3	290	Jr.
80	Jalen Hightower	WR	6-0	5-11	R-Fr.
81	Luke Sivon	WR	6-0	200	Fr.
82	Troy Hazuda	WR	6-0	200	Fr.
83	Khalil Witherspoon	WR	6-6	210	R-Fr.
85	Conner Cravaack	TE	6-4	245	R-So.
87	Max Whisner	TE	6-4	245	R-Jr.
88	Jake Newell	TE	6-4	245	R-Jr.
90	Dimitri Madden	DL	6-3	305	R-Sr.
91	Nehemiah Musika	DL	6-1	340	Jr.
92	Israel Duncan	DE	6-2	240	R-Jr.
93	Ty Watkins	DL	6-5	240	Fr.
95	Joseph Castle	P	6-2	205	Jr.
95	Vann Kavals	DE	6-5	265	Fr.
96	Chase Brown	DE	6-2	245	R-Jr.
97	Jon'Trell Mixon	DL	6-4	285	R-So.
99	Owen Wiley	K	6-0	180	R-So.
99	Jaiden Brown-Demery	DL	6-4	310	Fr.

#MAKE THE CLIMB



DEPTH CHART

OFFENSE

Quarterback	
10	Ben Finley (Sr. (R), 6-3, 210)
15	Michael Johnson Jr. (Sr. (R), 6-3, 220) or
6	Brayden Roggow (Fr. (R), 6-4, 205)
Running Back	
13	Sean Patrick (Fr. (R), 5-11, 180)
22	Jordan Gant (Jr. (R), 5-10, 205) or
24	Marquese Williams (So. (R), 5-9, 180)
Wide Receiver	
1	Myles Walker (Sr. (R), 5-9, 175)
3	Kyan Mason (Fr. (R), 5-9, 155)
9	Jean Louis III (So. (R), 5-8, 185)
Wide Receiver	
2	Marcel Williams (Fr. (R), 5-11, 200)
12	Cameron Monteiro (Fr. (R), 6-1, 190)
4	Tim Gear, Jr. (Sr. (R), 6-0, 190)
Wide Receiver	
7	Alex Adams (Sr. (R), 6-1, 190)
5	Israel Polk (So. (R), 6-1, 175)
8	Brandon Hills (So., 5-10, 180)
Tight End	
88	Jake Newell (Jr. (R), 6-4, 245)
85	Conner Cravaack (So. (R), 6-4, 245)
87	Max Whisner (Jr. (R), 6-4, 245)
Left Tackle	
78	Darrell Johnson, Jr. (Sr. (R), 6-4, 300) or
77	Jayme Motley-Simmons (Sr. (R), 6-7, 310)
Left Guard	
53	Kenneth McManus IV (Fr., 6-2, 320) or
55	Amarie Archer (Sr., 6-3, 300)
Center	
72	Colin Lyons (Sr. (R), 6-3, 295) or
57	Delvin Morris (So. (R), 6-3, 280)
Right Guard	
50	Allen Jones, Jr. (Jr. (R), 6-4, 290) or
56	Keylen Davis (Jr. (R), 6-2, 290)
Right Tackle	
52	Javirea Moore (Sr. (R), 6-5, 295) or
51	Maasai King (Jr. (R), 6-4, 310)

DEFENSE

Defensive End	
10	Cyrus Durham (So. (R), 6-3, 245)
50	Jahvon Frazier (Fr. (R), 6-3, 230)
Defensive Tackle	
5	Ronald Hull.(So., 6-2, 300)
54	Kiawan Murphy (Jr. (R), 6-2, 320)
Defensive Tackle	
1	Julien Laventure (Jr. (R), 6-1, 270)
97	Jon'Trell Mixon (So. (R), 6-4, 285)
Defensive End	
41	Bruno Dall (So. (R), 6-7, 260)
16	Dahvon Frazier (Fr. (R), 6-2, 230)
MIKE	
32	Gage Summers (R-Jr., 6-0, 235)
44	Markus Boswell (Fr., 6-1, 230)
WILL	
7	Shammond Cooper (Sr. (R), 6-2, 225)
8	Rich Benenge (So., 6-1, 210)
Nickel	
3	Alex Branch (Sr. (R), 6-0, 190)
9	Aamii Branch (So., 5-10, 180)
Field Safety	
18	DiMarco Johnson (Sr. (R), 6-0, 205)
24	DJ Stepney (Sr. (R), 6-0, 200)
Boundary Safety	
4	Justin Anderson (Sr. (R), 6-0, 205)
13	Rodrick Hunter (Fr. (R), 5-11, 195)
Cornerback	
11	Elijah Reed (Jr. (R), 6-3, 200)
14	Ben Kamara (Jr. (R), 6-3, 200)
Cornerback	
17	Malcom DeWalt (Jr. (R), 6-2, 200)
15	Terence Thomas (Jr. (R), 5-9, 190)

Place Kicker	
99	Owen Wiley (So., 6-0, 180)
47	Matthew Schramm (Fr. (R), 5-9, 180)
Punter	
34	Brayden Johnson (Gr., 6-2, 215)
95	Joseph Castle (So., 6-2, 210)
Kickoff	
99	Owen Wiley (So., 6-0, 180)
34	Brayden Johnson (Gr., 6-2, 215)
Long Snapper	
30	Jacob Dennis (Sr. (R), 6-0, 220)
49	Frank Miner (Jr. (R), 6-2, 205)
Holder	
95	Joseph Castle (So., 6-2, 210)
34	Brayden Johnson (Gr., 6-2, 215)
Punt Returner	
13	Sean Patrick (Fr. (R), 5-11, 180)
15	Terence Thomas (Jr. (R), 5-9, 190)
Kickoff Returner	
15	Terence Thomas (Jr. (R), 5-9, 190)
24	DJ Stepney (Sr. (R), 6-0, 200)

SPECIALISTS

#MAKEITHECLIMB



JOE MOORHEAD

Head Coach
Fourth Season at Akron
Fordham '96

Joe Moorhead, an inspirational leader of student-athletes and one of the most ingenious offensive minds in football, was named the head coach of The University of Akron football program on Dec. 4, 2021.

In his third season at Akron, Moorhead secured back-to-back Wagon Wheel victories as the Zips posted a 4-8 overall record and 3-5 in MAC play. Akron ended the season on a two-game winning streak. The Zips won the rivalry game at Kent State (38-17) and returned to Akron for an overtime win in the season finale against Toledo (21-14). For the third straight season, five Zips were named to the All-MAC squad, brining the career total to 15 (First Team - DL CJ Nunnally, IV, P Avery Book | Second Team - WR Adrian Norton, LB Bryan McCoy | Third Team - DB Paul Lewis III). Book was also named a CSC Academic All-American (first for Akron since 2016).

In his second season at Akron, Moorhead brought the Wagon Wheel back to Akron as he led the Zips to a 2-10 overall record and 1-7 in MAC play. The Zips continued the trend of being competitive as Akron dropped five games by seven points or less, including three overtime games against Indiana (4OT), Eastern Michigan (3 OT) and Buffalo (OT). Five Zips were named to the All-MAC squad, brining the total (First Team - DL CJ Nunnally, IV | Second Team - WR Jasaiah Gathings, WR Daniel George | Third Team - LB Bryan McCoy, S KJ Martin).

In his first season with the Zips, Moorhead led the Zips to a 2-10 overall record and 1-7 in MAC play. The Zips ability to be competitive and be in a position to win games was evident as Akron dropped five of the final eight games by seven points or less. Five players were named to the All-MAC team (First-Team - LB Bubba Arslanian, WR Alex Adams | Third-team - QB DJ Irons, WR Shockey Jacques-Louis and OL Anthony Whigan).

A native of Pittsburgh, Moorhead returns to the Midwest, where he was a member of the Zips coaching staff from 2004-08, including serving as the offensive coordinator and quarterbacks coach from 2006-2008.

Moorhead, who has spent two seasons as offensive coordinator and quarterbacks coach at the University of Oregon, has a proven track record of success over his nearly quarter century in coaching, including six seasons as a head coach at Mississippi State (2018-19) and Fordham University (2012-15).

Moorhead has been the play-caller for five programs that have won a conference championship, including Oregon (2020), Penn State (2016), Fordham (2014), Connecticut (2010) and Akron (2005).

Moorhead has played an integral role in player development during his coaching career, including mentoring 20 players who have been chosen in the previous five NFL drafts. Among those selections were four first-round picks, headlined by New York Giants running back Saquon Barkley, who was named the Associated Press Offensive Rookie of the Year in 2019.

Moorhead guided Oregon's offensive efforts in 2021 in his 14th season as a team's primary offensive play-caller in the last 15 years. He played a key role in the success of the Oregon football team last fall, a 10-4 squad that played in its third consecutive Pac-12 Championship Game before competing at the Valero Alamo Bowl against No. 16 Oklahoma.

Moorhead directed the Ducks' offense to success last fall as Oregon ranked 42nd in the NCAA with 31.4 points per game and 50th with 423.6 yards of total offense per contest. Moorhead's unit was even more impressive on the ground as the Ducks rated 24th nationally with 202.4 rushing yards per tilt, including 36 rushing touchdowns, a total that ranked sixth in the NCAA in 2021.

Moorhead came to Oregon from Mississippi State, where he served as head coach during the 2018 and 2019 campaigns. He led the Bulldogs to back-to-back bowl appearances, the first Mississippi State head coach to do so in their first two seasons in program history, while also sparking the Bulldogs to a pair of triumphs over rival Ole Miss, claiming the Golden Egg Trophy both seasons.

THE JOE MOORHEAD FILE

PERSONAL

Hometown: Pittsburgh, Pa.
 Family: wife Jennifer, daughter- Kyra;
 sons- Mason, Donovan
 Education: Fordham [1996]
 Bachelor's in English

COACHING CAREER

1998-99 Graduate Assistant Coach | University of Pittsburgh
 2000-02 Assistant Coach | Georgetown University
 2003 Offensive Coordinator | Quarterbacks Coach | Georgetown University
 2004 Assistant Coach | Wide Receivers | University of Akron
 2005 Assistant Coach | Pass Game Coordinator | University of Akron
 2006-08 Offensive Coordinator | Quarterbacks Coach | University of Akron
 2009-11 Offensive Coordinator | Quarterbacks Coach | University of Connecticut
 2012-15 Head Coach | Fordham University
 2016-17 Offensive Coordinator | Quarterbacks Coach | Penn State University
 2018-19 Head Coach | Mississippi State University
 2020-21 Offensive Coordinator | Quarterbacks Coach | University of Oregon
 2022-Pres. Head Coach | The University of Akron

COLLEGIATE HEAD COACHING RECORD

Year	School	Record
2012	Fordham	6-5
2013	Fordham	12-2
2014	Fordham	11-3
2015	Fordham	9-3
2018	Mississippi State	8-5
2019	Mississippi State	6-7
2022	Akron	2-10
2023	Akron	2-10
2024	Akron	4-8
2025	Akron	0-3
Akron Totals (4 yrs.)		8-31
Career Totals (10 yrs.)		60-56

HONORS

2017 National Offensive Coordinator of the Year
 2016 National Offensive Coordinator of the Year
 2013 AFCA Regional Co-Coach of the Year | Patriot League Coach of the Year
 2013 Eddie Robinson Award & Liberty Mutual Coach of the Year Finalist

Prior to his time at Mississippi State, Moorhead spent a pair of seasons at Penn State (2016-17), where the Nittany Lion offense averaged 39.3 points per game, including scoring 30 or more points 21 times, a mark that represents the third-highest total in the NCAA from 2016-17. He was honored as National Offensive Coordinator of the Year in each of the two seasons in State College.

Moorhead spent four seasons as the head coach at Fordham, compiling a 38-13 record from 2012-15. After taking over a program that was 1-10 in 2011, Moorhead led the Rams to a 12-2 record, the best season in program history in 2013 and the Patriot League title in 2014.

Fordham reached the FCS playoffs the last three seasons under his leadership while compiling a 32-8 record. The Rams reached the highest ranking in program history, No. 5 in 2013, and the highest final in program history, No. 9 in 2013 and 2014, while recording the first two wins over FBS schools in program history.

In 2013, Moorhead earned AFCA Regional Co-Coach of the Year and Patriot League Coach of the Year honors and was also a finalist for the Eddie Robinson Award and the Liberty Mutual Coach of the Year.

Moorhead served as the assistant head coach, pass game and recruiting coordinator on Akron's Mid-American Conference championship team in 2005 when the Zips claimed the MAC Eastern Division title and then edged Northern Illinois in the MAC Championship Game, 31-30, to secure the school's first-ever bowl appearance.

Moorhead is a graduate of Fordham University, where he earned a bachelor's degree in English in 1996. A team captain and three-year starter at quarterback, he garnered second-team All-Patriot League accolades as a senior en route to ranking 13th nationally in total offense.

Moorhead and his wife, Jennifer, have three children: daughter Kyra, and sons Mason and Donovan.

#MAKEITHECLIMB

MOORHEAD'S RECORD VS OPPONENTS

#MAKETHECLIMB

Opponent	UA W-L	TOT W-L
Abilene Christian.....	0-0	1-0
Alabama	0-1	0-2
Arkansas	0-0	2-0
Army	0-0	1-1
Auburn	0-0	1-1
Bowling Green.....	0-3	0-3
Bucknell.....	0-0	3-1
Buffalo	0-3	0-3
Central Michigan.....	0-2	0-2
Chattanooga.....	0-0	0-1
Cincinnati	0-0	0-1
Colgate	1-0	3-1
Columbia.....	0-0	4-0
Cornell.....	0-0	1-0
Duquesne.....	0-0	0-0
Eastern Michigan.....	1-2	1-2
Florida	0-0	0-1
Georgetown.....	0-0	4-0
Holy Cross.....	0-0	4-0
Indiana	0-1	0-1
Iowa	0-0	0-1
Kansas Sate	0-0	1-1
Kent State	2-1	2-1
Kentucky.....	0-1	1-2
Lafayette	0-0	3-1
Lehigh.....	0-0	3-1
Liberty.....	0-1	0-1
Lock Haven	0-0	1-0
Louisiana	0-0	2-0
Louisiana Tech	0-0	1-0

Opponent.....	UA W-L	TOT W-L
Louisville	0-0	0-1
LSU	0-0	0-2
Miami (OH).....	0-2	0-2
Michigan State	0-1	0-1
Monmouth	0-0	1-0
Morgan State.....	1-0	1-0
Nebraska.....	0-1	0-1
New Hampshire.....	0-0	1-1
Northern Illinois	1-2	1-2
Ohio	0-3	0-3
Ohio State.....	0-1	0-1
Ole Miss.....	0-0	2-0
Penn	0-0	2-0
Rhode Island	0-0	2-0
Rutgers	0-1	0-1
Sacred Heart.....	0-0	2-0
Saint Francis (PA).....	1-0	3-0
South Carolina.....	0-1	0-1
Southern Miss	0-0	1-0
Stephen F. Austin.....	0-0	1-0
Temple.....	0-1	1-1
Tennessee.....	0-1	0-2
Texas A&M	0-0	1-1
Toledo	1-0	1-0
Towson.....	0-0	0-1
Villanova.....	0-0	1-3
Western Michigan	0-1	0-1
Wyoming.....	0-1	0-1
Yale	0-0	1-0
TOTAL	8-31	60-56




COACHING STAFF



RENO FERRI
Associate Head Coach | TE
Fourth Season at Akron



TERRY RICHARDSON
Assistant Head Coach | RB
Fourth Season at Akron



R.TODD LITTLEJOHN
Cornerbacks
First Season at Akron



MICHAEL SHUSTER
Quarterbacks
Second Season at Akron



JD BROOKHART
Wide Receivers
First Season at Akron



Bishop Neal
Safeties
First Season at Akron




JOEL RODRIGUEZ
Run Game Coordinator | OL
Fourth Season at Akron



TIM TIBESAR
Defensive Coordinator | LB
Fourth Season at Akron




RYAN MATVIKO
Special Teams Coordinator
Second Season at Akron



Anthony 'Robo' Leonard
Defensive Line
First Season at Akron



REED CASE
Director of Football Operations
Fourth Season at Akron



CALEB DUCKETT
Recruiting Coord. | Dir. of Player Personnel
Third Season at Akron



ORIE SAHLFELD
Head Strength/Conditioning Coach
Third Season at Akron

#MAKETHECLIMB





#10

BEN FINLEY

QB | SR | 6-3 | 200
Phoenix, Ariz.
Paradise Valley

2024: Named to the CSC Football Academic All-District team... named to the All-MAC Academic Team... appeared and started 12 games... threw for 2,604 yards on 212 completions... threw for 16 touchdowns... averaged 217 yards per game... threw for a touchdown in nine games... ran for 52 yards on 81 attempts... averaged 4.3 per game... had a long of 33 yards... set a career-high in passing yards with 395 at Western Michigan (10/12/24)... threw a career-high four touchdowns twice (vs Buffalo 11/02/24, vs Colgate 09/14/24)... set a career-high for longest pass on a 72-yard pass against Toledo (11/26/24).

2023 (CAL): Played in six games with two starts and completed 54-of-94 passes (57.1%) for 572 yards with three touchdowns and four interceptions for a 110.6 efficiency rating.

2020-22 (NC STATE): Played in eight games with two starts ...completed 83-of-152 passes for 912 yards with four touchdowns and five interceptions ... in 2022, played in three games including starts in each of the Wolfpack's final two games and completed 65-of-123 passes for 741 yards with three touchdowns and three interceptions.

HIGH SCHOOL: Participated in 39 of 40 possible career games and saw action in all four seasons, completing 620-of-1126 passes for 8,272 yards with 74 touchdowns and 46 interceptions for an 83.5 quarterback rating, while also adding 84 yards rushing and five touchdowns on the ground as well as two receptions for 84 yards and one score, and one two-point conversion rush ... served as the team's place-kicker for his final two prep seasons as a 2018 junior and 2019 senior and combined to connect on 12-of-18 field goals and 65-of-69 extra points, while contributing 13 punts for 408 yards (31.4 ypp) and twice trapping opponents' inside their 20-yard line and 23 kickoffs for 622 yards (27.0 ypk) and nine touchbacks ... served as a team captain as a 2019 senior and completed 123-of-198 passes for 2,119 yards with 21 touchdowns and nine interceptions for a career-best 114.9 quarterback rating while being credited with a loss of 103 yards on 30 rushing attempts, as well as one reception for 60 yards and a touchdown in 10 games ... compiled career highs as a 2018 junior by completing 224-of-393 passes for 2,777 yards and 23 touchdowns with 15 interceptions for an 82.6 quarterback rating while rushing for 14 yards on 20 rushing attempts as well as one reception for 24 yards in 10 games, and one two-point conversion rush ... completed 159-of-320 passes for 1,896 yards with 16 touchdowns and 14 interceptions for a 66.6 quarterback rating while rushing for 153 yards and four touchdowns on 64 carries as a 2017 sophomore in 10 games ... completed 114-of-215 passes for 1,480 yards with 14 touchdowns and eight interceptions for



an 81.2 quarterback rating while being credited for zero yards and one rushing touchdown on the ground on 35 carries as a 2016 freshman in nine games ... played tennis and junior varsity basketball

PERSONAL: Son of Pat and Robin Finley, who were both collegiate student-athletes at St. Olaf College with Pat playing football and baseball, and Robin on the tennis team ... Brother, Ryan Finley, is a former NFL quarterback with Cincinnati (2019-20) and Houston (2021) who was taken by the Bengals in the fourth round of the 2019 NFL Draft after being a three-year starter at North Carolina State (2016-1

CAREER SINGLE-GAME HIGHS

Rushing Attempts	11 vs Colgate 09/14/24, at Ohio 09/28/24
Rushing Yards Net	32 vs Bowling Green 10/05/24
Longest Rushing	33 vs Bowling Green 10/05/24
Total Passes	52 at NIU 11/13/24
Completed Passes	28 vs Colgate 09/14/24
Passes Yards	395 at Western Mich. 10/12/24
Touchdowns from passes	4 vs Buffalo 11/02/24, vs Colgate 09/14/24
Longest Pass	75 at UAB 9/13/25
Receptions	1 at Rutgers 09/07/24, vs. Toledo 11/26/24
Receptions Yards	10 vs. Toledo 11/26/24
Longest Reception	10 vs. Toledo 11/26/24
Punts	1 at North Carolina 10/24/20, vs South Fla. 09/02/21
Punts Average	55 at North Carolina 10/24/20
Longest Punt	55 at North Carolina 10/24/20
Punts Inside 20 Yards	1 at North Carolina 10/24/20, vs South Fla. 09/02/21
Total Tackles	1 (x2) vs Wyoming, 8/28/25

#10 BEN FINLEY CAREER STATS

FINLEY, Ben

Rushing and Passing

			Rushing						Passing							
SEASON	TEAM	gp	att	yds	td	lg	avg/c	avg/g	comp-att-int	yds	td	lg	pct	avg/p	avg/g	effc
2020-21	NCSU	1	2	-9	0	6	-4.5	-9.0	13-20-2	143	1	42	65.0	11.0	143.0	121.6
2021-22	NCSU	4	2	7	0	6	3.5	1.8	5-9-0	28	0	12	55.6	5.6	7.0	81.7
2022-23	NCSU	3	6	-8	0	14	-1.3	-2.7	65-123-3	741	3	52	52.8	11.4	247.0	106.6
2023-24	Cal	7	12	8	0	6	0.7	1.1	54-94-4	572	3	50	57.4	10.6	81.7	110.6
2024-25	UA	12	81	52	0	33	0.6	4.3	212-387-9	2604	16	72	54.8	12.3	217.0	120.3
2025-26	UA	3	19	8	0	11	0.4	2.7	42-94-1	475	2	75	44.7	11.3	158.3	92.0
TOTAL FOR UA		15	100	60	0	33	0.6	4.0	254-481-10	3079	18	75	52.8	12.1	205.3	114.8
TOTAL		30	122	58	0	33	0.5	1.9	391-727-19	4563	25	75	53.8	11.7	152.1	112.6

Scoring and Total Offense

			Scoring										Total Offense			
SEASON	TEAM	gp	td	rush	rcv	ret	pat	2pat	fg	total	avg/g	rush	pass	total	avg/g	
2020-21	NCSU	1	0	0	0	0	0	0	0	0	0.0	-9	143	134	134.0	
2021-22	NCSU	4	0	0	0	0	0	0	0	0	0.0	7	28	35	8.8	
2022-23	NCSU	3	0	0	0	0	0	0	0	0	0.0	-8	741	733	244.3	
2023-24	Cal	7	0	0	0	0	0	1	0	0	0.0	8	572	580	82.9	
2024-25	UA	12	0	0	0	0	0	0	0	0	0.0	52	2604	2656	221.3	
2025-26	UA	3	0	0	0	0	0	1	0	2	0.7	8	475	483	161.0	
TOTAL FOR UA		15	0	0	0	0	0	1	0	2	0.1	60	3079	3139	209.3	
TOTAL		30	0	0	0	0	0	2	0	2	0.1	58	4563	4621	154.0	

Punting and All Purpose

			Punting				All Purpose						
SEASON	TEAM	gp	no.	yds	lg	avg/g	rush	rcv	pr	kr	ir	total	avg/g
2020-21	NCSU	1	1	55	55	55.0	-9	0	0	0	0	-9	-9.0
2021-22	NCSU	4	1	38	38	38.0	7	0	0	0	0	7	1.8
2022-23	NCSU	3	0	0	0	0.0	-8	0	0	0	0	-8	-2.7
2023-24	Cal	7	0	0	0	0.0	8	0	0	0	0	8	1.1
2024-25	UA	12	0	0	0	0.0	52	15	0	0	0	67	5.6
2025-26	UA	3	0	0	0	0.0	8	0	0	0	0	8	2.7
TOTAL FOR UA		15	0	0	0	0.0	60	15	0	0	0	75	5.0
TOTAL		30	2	93	55	46.5	58	15	0	0	0	73	2.4

Tackles

			Tackles									Interceptions	Receptions						
SEASON	TEAM	GP	ua	a	total	tfl	pbu	ff	fr	blk	sacks	int	rec	yds	td	lg	rec/g	yds/r	yds/g
2020-21	NCSU	1	0	0	0	0-0	0	0	0	0	0	0	0	0	0	0	0.0	0.0	0.0
2021-22	NCSU	4	0	0	0	0-0	0	0	0	0	0	0	0	0	0	0	0.0	0.0	0.0
2022-23	NCSU	3	0	0	0	0-0	0	0	0	0	0	0	0	0	0	0	0.0	0.0	0.0
2023-24	Cal	7	1	0	1	0-0	0	0	0	0	0	0	0	0	0	0	0.0	0.0	0.0
2024-25	UA	12	0	0	0	0-0	0	0	0	0	0	0	2	15	0	10	0.2	7.5	1.3
2025-26	UA	3	1	0	1	0-0	0	0	0	0	0	0	0	0	0	0	0.0	0.0	0.0
TOTAL FOR UA		15	1	0	1	0-0	0	0	0	0	0	0	2	15	0	10	0.1	7.5	1.0
TOTAL		30	2	0	2	0-0	0	0	0	0	0	0	2	15	0	10	0.1	7.5	0.5

#MAKE THE CLIMB

OFFENSE

#7 WR ALEX ADAMS

Receptions	10 vs Miami (OH) 10/29/22
Receptions Yards	200 at Kent St. 10/22/22
Receptions Touchdowns	2 vs Bowling Green 10/01/22, at NIU 11/26/22
Longest Reception	80 at Kent St. 10/22/22
Total Tackles	1 at Kent St. 10/22/22

#55 OL AMARIE ARCHER

Rushes	NA
Yards	NA
Long	NA
TD	NA

#18 QB JOHNNY BROOKHART

Rushes	NA
Yards	NA
Long	NA
TD	NA

#3 QB CIBASTIAN BROUGHTON

Rushes	NA
Yards	NA
Long	NA
TD	NA

#85 TE CONNER CRAVAACK

Receptions	3 at NIU 11/13/24
Receptions Yards	47 at NIU 11/13/24
Longest Reception	30 at NIU 11/13/24

#26 RB TAVEN CURRY

Rushing Attempts	13 vs UAB 09/07/24
Rushing Yards Net	64 vs UAB 09/07/24
Longest Rushing	15 vs Jackson St. 08/29/24, vs UAB 09/07/24, at Troy 09/28/24
Receptions	9 vs UAB 09/07/24
Receptions Yards	9 vs UAB 09/07/24
Longest Reception	9 vs UAB 09/07/24
Total Tackles	1 vs James Madison 10/05/24

#56 OL KEYLEN DAVIS

Total Tackles	1 at Bowling Green 10/21/23
---------------	-----------------------------

#16 WR PAUL DAVIS

Receptions	1 at Ohio St. 08/31/24
Receptions Yards	2 at Ohio St. 08/31/24
Longest Reception	2 at Ohio St. 08/31/24

#10 QB BEN FINLEY

Rushing Attempts	11 vs Colgate 09/14/24, at Ohio 09/28/24
Rushing Yards Net	32 vs Bowling Green 10/05/24
Longest Rushing	33 vs Bowling Green 10/05/24
Total Passes	52 at NIU 11/13/24
Completed Passes	28 vs Colgate 09/14/24
Passes Yards	395 at Western Mich. 10/12/24
Touchdowns from passes	4 vs Buffalo 11/02/24, vs Colgate 09/14/24
Longest Pass	75 at UAB 9/13/25
Receptions	1 at Rutgers 09/07/24, vs. Toledo 11/26/24
Receptions Yards	10 vs. Toledo 11/26/24
Longest Reception	10 vs. Toledo 11/26/24
Punts	1 at North Carolina 10/24/20, vs South Fla. 09/02/21
Punts Average	55 at North Carolina 10/24/20
Longest Punt	55 at North Carolina 10/24/20
Punts Inside 20 Yards	1 at North Carolina 10/24/20, vs South Fla. 09/02/21
Total Tackles	1 (x2) vs Wyoming, 8/28/25

#53 OL ALEX FOX

Rushes	NA
Yards	NA
Long	NA
TD	NA

#22 RB JORDAN GANT

Rushing Attempts	21 vs Norfolk St. 10/14/23
Rushing Yards Net	105 at Kennesaw St. 10/07/23
Rushing Touchdowns	4 vs Lincoln (CA) 10/21/23
Longest Rushing	31 vs Lincoln (CA) 10/21/23
Receptions	4 at Eastern Ill. 11/11/23
Receptions Yards	60 vs Lindenwood 10/28/23
Receptions Touchdowns	1 vs Mississippi Val. 08/31/24, vs Ark.-Pine Bluff 09/14/24
Longest Reception	39 vs Lindenwood 10/28/23
Longest Kick Return	24 vs Ark.-Pine Bluff 09/14/24
Total Tackles	3 at Gardner-Webb 11/16/24

#25 RB CHRIS GEE

Rushing Attempts	15 vs Cornell 09/21/24, vs Georgetown 10/19/24
Rushing Yards Net	106 vs Bucknell 10/28/23
Rushing Touchdowns	1 4 times
Longest Rushing	68 vs Bucknell 10/28/23
Total Passes	1 vs Lafayette 11/09/24
Receptions	3 at Lafayette 11/04/23, at Bucknell 11/23/24
Receptions Yards	24 vs Bucknell 10/28/23
Receptions Touchdowns	1 at Georgetown 10/21/23
Longest Reception	24 vs Bucknell 10/28/23

#71 OL AJ GEORGE

Rushes	NA
Yards	NA
Long	NA
TD	NA

#68 OL JONATHAN GOULD

Rushes	NA
Yards	NA
Long	NA
TD	NA

#4 WR TIM GREAR JR.

Receptions	3 at UAB 09/13/25
Receptions Yards	36 at UAB 09/13/25
Receptions Touchdowns	1 vs UNLV 10/28/23
Longest Reception	31 vs UNLV 10/28/23

#82 WR TROY HAZUDA

Rushes	NA
Yards	NA
Long	NA
TD	NA

#8 WR BRANDON HILLS

Longest Kick Return	33 at Nebraska 09/06/25
---------------------	-------------------------

#15 QB MICHAEL JOHNSON JR.

Rushing Attempts	7 at Nebraska 09/06/25
Rushing Yards Net	45 at Charlotte 10/27/23
Rushing Touchdowns	2 at South Fla. 10/14/23
Longest Rushing	27 at UAB 11/04/23
Total Passes	3 vs Holy Cross 09/28/24
Completed Passes	2 vs Holy Cross 09/28/24, at Nebraska 09/06/25
Passes Yards	31 vs Holy Cross 09/28/24
Longest Pass	19 vs Holy Cross 09/28/24
Longest Kick Return	25 vs UTSA 10/21/23
Total Tackles	1 at Clemson 09/16/23

#78 OL DARRELL JOHNSON JR.

Rushes	NA
Yards	NA
Long	NA
TD	NA

#50 OL ALLEN JONES JR.

Total Tackles	1 vs Angelo St. 08/31/23
---------------	--------------------------

#51 OL MAASAI KING

Rushes	NA
Yards	NA
Long	NA
TD	NA

#76 OL JACOB KUMFERT

Rushes	NA
Yards	NA
Long	NA
TD	NA

#9 WR JEAN LOUIS III

Receptions	NA
Yards	NA
Long	NA
TD	NA

#72 OL COLIN LYONS

Rush	NA
Yards	NA
Long	NA
TD	NA

#34 RB CAM MACON

Rushing Attempts	20 vs West Liberty 08/31/23
Rushing Yards Net	156 vs Lake Erie 10/05/24
Rushing Touchdowns	2 vs Lake Erie 10/05/24, at Findlay 11/02/24
Longest Rushing	75 vs Lake Erie 10/05/24
Receptions	3 vs Northwood 11/11/23, at Hillsdale 10/12/24
Receptions Yards	26 vs Ky. Wesleyan 09/21/24
Longest Reception	15 vs Ky. Wesleyan 09/21/24
Total Tackles	1 at Ashland 10/07/23

#73 OL JONAS MANN

Rush	NA
Yards	NA
Long	NA
TD	NA

#11 WR KYAN MASON

Rushing Attempts	1 at UAB 09/13/25
Receptions	3 vs Wyoming 08/28/25
Receptions Yards	33 at UAB 09/13/25
Receptions Touchdowns	1 vs Buffalo 11/02/24
Longest Reception	32 at UAB 09/13/25
Longest Kick Return	19 at Nebraska 09/06/25

#53 OL KENNETH MCMANUS

Rushes	NA
Yards	NA
Long	NA
TD	NA

#62 OL MAX MOBLEY

Total Tackles	1 at Nebraska 09/06/25
---------------	------------------------

#12 WR CAMERON MONTEIRO

Receptions	1 at Nebraska 09/06/25, at UAB 09/13/25
Receptions Yards	16 at Nebraska 09/06/25
Longest Reception	16 at Nebraska 09/06/25

#32 WR DOMINIC MONZ

Rushes	NA
Yards	NA
Long	NA
TD	NA

#52 OL JAVIREA MOORE

Rushes	NA
Yards	NA
Long	NA
TD	NA

#57 OL DELVIN MORRIS

Rush	NA
Yards	NA
Long	NA
TD	NA

#77 OL JAYME MOTLEY-SIMMONS

Rushes	NA
Yards	NA
Long	NA

#13 RB SEAN PATRICK

Rushing Attempts	19 at UAB 09/13/25
Rushing Yards Net	81 at UAB 09/13/25
Rushing Touchdowns	1 at UAB 09/13/25
Longest Rushing	25 at Nebraska 09/06/25
Receptions	4 vs Wyoming 08/28/25
Receptions Yards	47 vs Wyoming 08/28/25
Longest Reception	18 vs Wyoming 08/28/25
Longest Punt Return	8 at UAB 09/13/25

#5 WR ISRAEL POLK

Receptions	5 vs Bowling Green 10/05/24
Receptions Yards	99 at UAB 09/13/25
Receptions Touchdowns	2 at UAB 09/13/25
Longest Reception	75 at UAB 09/13/25
Total Tackles	1 at South Carolina 09/21/24, at Rutgers 09/07/24, at Western Mich. 10/12/24

#28 RB LUKE REED

Rushes	NA
Yards	NA
Long	NA
TD	NA

#6 QB BRAYDEN ROGGOW

Total Passes	2 at Ohio St. 08/31/24
Completed Passes	1 at Ohio St. 08/31/24
Passes Yards	9 at Ohio St. 08/31/24
Longest Pass	9 at Ohio St. 08/31/24

#75 OL DAYNE SHOR

Rushes	NA
Yards	NA
Long	NA
TD	NA

#81 WR LUKE SIVON

Total Tackles	1 at Nebraska 09/06/25
---------------	------------------------

#79 OL NICK STOPIAK

Receptions	NA
Yards	NA
Long	NA
TD	NA

#1 WR MYLES WALKER

Receptions	4 vs Buffalo 09/30/23, at UAB 09/13/25
Receptions Yards	69 at UAB 09/13/25
Receptions Touchdowns	1 at Temple 09/02/23
Longest Reception	24 at UAB 09/13/25

#87 TE MAX WHISNER

Rushes	NA
Yards	NA
Long	NA
TD	NA

#2 WR MARCEL WILLIAMS

Receptions	2 at Nebraska 09/06/25, at UAB 09/13/25
Receptions Yards	28 at Nebraska 09/06/25
Longest Reception	19 at Nebraska 09/06/25

#24 RB MARQUESE WILLIAMS

Rushing Attempts	6 vs Wyoming 08/28/25, at Nebraska 09/06/25
Rushing Yards Net	30 vs Wyoming 08/28/25
Longest Rushing	14 vs Wyoming 08/28/25, at Nebraska 09/06/25
Receptions	1 vs Wyoming 08/28/25
Receptions Yards	2 vs Wyoming 08/28/25
Longest Reception	2 vs Wyoming 08/28/25
Total Tackles	1 at Western Mich. 10/12/24

#83 TE KHALIL WITHERSPOON

Rushes	NA
Yards	NA

DEFENSE

#4 CB JUSTIN ANDERSON

Total Tackles	9 (x2) vs Wyoming, 8/28/25
Total Sacks	1 at Kent St. 11/19/24
Total Tackles For Loss	1.5 at Ohio 09/28/24

#8 LB RICH BENENGE

Total Tackles	3 at Ohio St. 08/31/24, at SC 09/21/24
---------------	--

#51 DL OMARI BIVENS

Tackles	NA
Solo	NA
Asst.	NA
Sacks	NA

#44 LB MARKUS BOSWELL

Total Tackles	4 at UAB 09/13/25
Total Interceptions	1 vs Wyoming 08/28/25, at UAB 09/13/25

#3 DB ALEX BRANCH

Total Tackles	9 (2x) vs Wyoming 08/28/25
Total Sacks	0.5 at Arkansas 09/09/23
Total Tackles For Loss	1(3x) vs Wyoming 08/28/25
Total Interceptions	1 at Pittsburgh 08/31/24

#9 DB AAMII BRANCH

Total Tackles	2 at Nebraska 09/06/25
---------------	------------------------

#96 DE CHASE BROWN

Total Tackles	5 at Presbyterian 11/02/24
Total Sacks	0.5 at Valparaiso 11/04/23, vs Taylor (IN) 09/16/23, vs Davidson 10/12/24
Total Tackles For Loss	1 vs Ave Maria 09/21/24, at Presbyterian 11/02/24

#99 DL JAIDEN BROWN-DEMERY

Tackles	NA
Solo	NA
Asst.	NA
Sacks	NA

#22 DL KAM CHEATOM

Total Tackles	3 at Western Mich. 10/12/24
Total Tackles For Loss	0.5 vs EMU 10/26/24

#7 LB SHAMMOND COOPER

Total Tackles	10 vs Wyoming 08/28/25
Total Sacks	1 at Indiana 09/23/23, at Eastern Mich. 11/14/23
Total Tackles For Loss	2 at Nebraska 09/06/25, at Eastern Mich. 11/14/23

#41 DL BRUNO DALL

Total Tackles	3 (3x) vs Wyoming 08/28/25, at Nebraska 09/06/25, at UAB 09/13/25
Total Sacks	2 at UAB 09/13/25
Total Tackles For Loss	2 at UAB 09/13/25

#2 S DAYMON DAVID

Total Tackles	6 at Ohio St. 08/31/24
Total Tackles For Loss	0.5 at Rutgers 09/07/24
Total Interceptions	1 at Rutgers 09/07/24

#57 DL ELIJAH DAVIS

Tackles	NA
Solo	NA
Asst.	NA
Sacks	NA

#29 DB TAIRAN DAVIS

Tackles	NA
Solo	NA
Asst.	NA
Sacks	NA

#17 DB MALCOM DEWALT

Total Tackles	7 at UAB 09/13/25
Total Tackles For Loss	2 at UAB 09/13/25

#92 DE ISRAEL DUNCAN

Tackles	NA
---------	----

#10 DL CYRUS DURHAM

Tackles	4 vs Wyoming, 8/28/25
Tackles for Loss	1 vs Wyoming, 8/28/25

#20 DB MEHKI FLOWERS

Total Tackles	1(3x) at UAB 9/13/25, vs Delaware 09/09/23, vs Massachusetts 10/14/23
---------------	---

#16 DE DAHVON FRAZIER

Tackles	NA
---------	----

#50 DE JAHVON FRAZIER

Total Tackles	1 at Nebraska 09/06/25
---------------	------------------------

#25 LB JASON HOCKER

Tackles	1 at Nebraska, 09/06/25
---------	-------------------------

#55 RONALD HULL

Total Tackles	3 at Nebraska, 09/06/25
---------------	-------------------------

#13 S RODRICK HUNTER

Total Tackles	8 at UAB 09/13/25
---------------	-------------------

#31 LB GAVIN JAMES

Tackles	NA
---------	----

#12 CB IESA JARMON

Total Tackles	1 vs Buffalo 11/02/24, vs Colgate 09/14/24, at Nebraska 09/06/25
---------------	--

#18 DB DIMARCO JOHNSON

Tackles	9 at Toledo, 11-27-21
Solo	7 at Toledo, 11-27-21
Asst.	4 at Western Michigan, 11-9-21

#27 DB KEYVEON JOHNSON

Tackles	NA
---------	----

#14 DB BEN KAMARA

Rushing Attempts	1 vs McKendree 10/14/23
Total Tackles	10 at McKendree 11/09/24
Total Tackles For Loss	2 at McKendree 11/09/24
Total Interceptions	2 vs Concordia-St. Paul 09/07/24

#95 DE VANN KAVALS

Tackles	NA
---------	----

#98 DL JULIEN LAVENTURE

Longest Kick Return 20 vs Slippery Rock 12/07/24
 Total Tackles 7 vs Indiana (PA) 10/26/24
 Total Sacks 2 at Lock Haven 09/21/24, vs Edinboro 11/09/24
 Total Tackles For Loss 3 vs Edinboro 11/09/24

#90 DIMITRI MADDEN

Total Tackles 1 6 times
 Total Sacks 1 at Kent St. 11/19/24
 Total Tackles For Loss 1 at Kent St. 11/19/24

#97 DL JON'TRELL MIXON

Tackles 3 vs Wyoming 8/28/25
 Tackles for loss 0.5 vs Wyoming 8/28/25

#54 DL KIAWAN MURPHY

Total Tackles 2 (3x) at Rutgers 09/07/24, vs Wyoming 08/28/25, at UAB 09/13/25
 Total Tackles For Loss 0.5 at NIU 11/13/24

#94 DL CJ MURPHY

Total Tackles 2 at Nebraska 09/06/25
 Total Tackles For Loss 1 at Nebraska 09/06/25

#91 DL NEHEMIAH MUSIKA

Tackles 1 at Nebraska, 09/06/25

#35 LB DANNY NITTOLI

Tackles NA

#11 DB ELIJAH REED

Total Tackles 7 at Kent St. 11/19/24
 Total Tackles For Loss 1 at Western Mich. 10/12/24, at UAB 09/13/25
 Total Interceptions 1 at Kent St. 11/19/24

#45 LB DEVIN REEVES

Tackles NA

#6 DB JAMARI SOMERVILLE

Tackles NA
 Solo NA
 Asst. NA
 Sacks NA

#42 LB MELVIN SPRIGGS

Longest Kick Return 2 at South Carolina 09/21/24
 Total Tackles 3 4 times
 Total Tackles For Loss 1.5 vs Bowling Green 10/05/24

#24 DB DE'JAVION STEPNEY

Rushing Attempts 10 vs Buffalo 11/09/22
 Rushing Yards Net 81 vs Robert Morris 09/11/21
 Rushing Touchdowns 1 vs Buffalo 11/09/22
 Longest Rushing 30 vs Robert Morris 09/11/21
 Receptions .. 1 at LSU 09/18/21, vs Bowling Green 10/22/22
 Receptions Yards 2 vs Bowling Green 10/22/22
 Longest Reception 2 vs Bowling Green 10/22/22
 Longest Kick Return 60 vs Buffalo 11/09/22
 Total Tackles 8 at Oklahoma St. 09/01/22
 Total Sacks 1 at Akron 10/15/22
 Total Tackles For Loss 1 at Akron 10/15/22, vs New Hampshire 09/09/23

#32 LB GAGE SUMMERS

Total Tackles 19 vs Toledo 11/26/24
 Total Tackles For Loss 1 at UAB 09/13/25

#15 LB TERENCE THOMAS

Total Tackles 3 vs Buffalo 11/02/24, at Ohio 09/28/24
 Longest Kick Return 25 vs Wyoming 8/28/25

#80 DL EDDIE VEGA

Tackles NA

#93 DL TY WATKINS

Tackles NA

#27 DB CATRELL WHITE

Total Tackles 1 at Ohio St. 08/31/24, at Rutgers 09/07/24, vs Colgate 09/14/24, at Ohio 09/28/24

#43 LB AUSTIN WONDOLOWSKI

Total Tackles 3 at UAB 09/13/25

SPECIALISTS

#95 PK JOSEPH CASTLE

Punts 6 vs Wyoming, 8/28/25
 Punting AVG. 49.5 vs Wyoming, 8/28/25
 Longest Punt 68 vs Wyoming, 8/28/25
 Punts inside 20yds 3 vs Wyoming, 8/28/25

#49 LS JACOB DENNIS

Total Tackles 1 vs Northern Colo. 09/07/24

#34 P BRAYDEN JOHNSON

Punts 4 at Nebraska 09/06/25
 Punts Average 44.5 vs Wyoming 08/28/25
 Longest Punt 49 vs Wyoming 08/28/25
 Punts Inside 20 Yards 2 vs Wyoming 08/28/25
 Total Tackles 1 at Eastern Ky. 09/18/21

#48 LS FRANK MINER

Tackles NA
 Solo NA
 Asst. NA

#19 PK ADAM SAMAHA

Tackles NA
 Solo NA
 Asst. NA

#47 PK MATTHEW SCHRAMM

Kickoffs 1 vs. UAB, 9-7-19
 Yards 16 vs. Temple, 9-11-21
 Game Avg. 16.0 vs. Temple, 9-11-21
 PAT Made 5 (3X), last at Northern Illinois, 11-26-22
 PAT Attempted 5 (3X), last at Northern Illinois, 11-26-22
 Consecutive PAT 47 (13 in 2020)
 Field Goals Made 3 at Northern Illinois, 11-26-22
 FG Attempted 3 (2X), last at Northern Illinois, 11-26-22
 Long 42 at Kent State, 10-22-22
 Consecutive FG 7

#99 PK OWEN WILEY

Field Goals Made 2 (2x) at UAB 9/13/25, at Eastern Mich. 11/14/23
 Longest Field Goal Made 38 vs Buffalo 09/30/23

THE LAST TIME IT HAPPENED . . .

BY AKRON

100 Yards Rushing	113, Jordan Simmons + 105, Charles Kellom, at Kent State 109, Jordon Simmons (2x) @Rutgers (9-7), vs EMU (10-26)
150 Yards Rushing	185, Teon Dollard vs. Bowling Green, 12-5-20
175 Yards Rushing	202, Teon Dollard at Kent State, 11-17-20
200 Yards Rushing	202, Teon Dollard at Kent State, 11-17-20
25+ Rushing Attempts	26, Teon Dollard vs. Bowling Green, 12-5-20
30+ Rushing Attempts	32, Alex Allen vs. Buffalo, 11-26-10
2 Touchdowns Rushing	2, Tahj Bullock at Kent State, 11/19/24
3 Touchdowns Rushing	2, Tahj Bullock at WMU (10-12), vs EMU (10-26)
4+ Touchdowns Rushing	Cam Wiley vs. Eastern Michigan, 11-8-22
50-Yard Run	Clyde Price III at Ohio, 10-8-22
60-Yard Run	4, Teon Dollard at Kent State, 11-17-20
70-Yard Run	59, Jordan Simmons at Kent State, 11/19/24
80-Yard Run	67, Anthony Williams, Jr. vs. Bryant, 9-18-21
90-Yard Run	74 (TD), Jonzell Norrils vs. Buffalo, 10-23-21
Two Players 100 Rushing Yards (each)	73 (TD), Jordon Simmons vs. Rutgers, 9-7-24
	80 (TD), Jawon Chisholm at Kent State, 11-28-14
	91, Alex Allen vs. Miami (Ohio), 11-17-10
250 Yards Passing	D- Jordan Simmons (113) and Charles Kellom (105), at Kent State, 11/19/24
300 Yards Passing	282, Ben Finley, at UAB, 9/13/25
400 Yards Passing	378, Ben Finley vs Buffalo, 11-2-24
20 Pass Completions	395, Ben Finley at Western Michigan, 10-12-24
30 Pass Completions	418, DJ Irons at Ohio, 10-8-22
40 Pass Completions	23, Ben Finley vs Buffalo, 11-2-24, (24) at WMU 10-12-24
40 Pass Attempts	31, DJ Irons vs. Miami, 10-29-22
50 Pass Attempts	43, DJ Irons at Ohio, 10-8-22
2 Touchdown Passes	42, Ben Finley vs Buffalo, 11-2-24, (43) Colgate 9-14-24
3 Touchdown Passes	52, Ben Finley at NIU, 11-13-24
4 Touchdown Passes	Ben Finley at UAB, 9/13/25
5 Touchdown Passes	Jeff Undercuffler at Northern Illinois, 11-26-22
6 Touchdown Passes	4, Ben Finley vs Buffalo, 11-2-24 vs Colgate 9-14-24
2 Interceptions Thrown	Dalton Williams at FIU, 9-8-12
3 Interceptions Thrown	% Thomas Woodson vs. VMI, 9-3-16
4 Interceptions Thrown	Ben Finley vs. Bowling Green, 9-28-24
300 Yards Total Offense	Kyle Pohl vs. Bowling Green, 11-4-14
350 Yards Total Offense	Thomas Woodson at Ball State, 10-25-14
400 Yards Total Offense	312, Jeff Undercuffler at Northern Illinois, 11-26-22
100 Yards Receiving	358, Ben Finley vs Colgate 9-14-24
150 Yards Receiving	420, DJ Irons at Kent State, 10-22-22
200 Yards Receiving	107, Adrian Norton, at Kent State, 11/19/24
10 Receptions	168, Adrian Norton at Western Michigan, 10-12-24
10+ Receptions	200, Alex Adams at Kent State, 10-22-22
	10, Alex Adams vs. Miami, 10-29-22
	11, Daniel George at Ohio, 10-8-22
	11, Shocky Jacque-Louis, 10-8-22
	56, Bobby Golden vs Colgate 9-14-24
	60, Adrian Norton at Western Michigan, 10-12-24
	75, Israel Polk (from Ben Finley) at UAB, 9/13/25
	80, Alex Adams at Kent State, 10-22-22
	91, Jerome Lane (from Thomas Woodson) vs. Toledo, 11-2-16
	2, Israel Polk at UAB, 9/13/25
	Alex Adams vs. Eastern Michigan, 11-8-22
	Adrian Norton (125), Bobby Golden (119) vs Colgate 9-14-24
150 Yard Rusher and 150 Yard Receiver in Same Game	#Jawon Chisholm (188 rushing) and Keith Sconiers (154 receiving) vs. VMI, 9-24-11
Kickoff Return for TD	Michael Mathison (94 yards) at Western Michigan, 11-9-21
Free Kick Return for TD	89, Andre Jones (78) and Alphonso Owen (11) vs. Western Michigan, 10-6-07
100-Yard Kickoff Return	Jamie Goodwin at Connecticut, 10-25-03
100+ Yards in Kickoff Return Yardage	161, Michael Mathison at Western Michigan, 11-9-21
Punt Return for TD	Jeremiah Knight (70 yards) at Eastern Michigan, 11-10-18
70-Yard Punt Return	Domenik Hixon (85 yards) vs. Ball State, 10-23-04
200 All-Purpose Yards	200, Alex Adams at Kent State, 10-22-22
250 All-Purpose Yards	273, Michael Mathison at Western Michigan, 11-9-21
Interception for TD	Tyson Durant (76 yards) at Northern Illinois, 11-26-22
Intercepted 2+ Passes	2, Alvin Davis (2 for TDs) at Northwestern, 9-15-18
Fumble Return for TD	Liam Reardon (0 Yards) vs Bowling Green, 10/5/24
Blocked a Field Goal	Tyson Durant (37-yard att.) at Liberty, 9-24-22
Blocked 2 Field Goals	Nick Rossi (46-yard att.) and Anthony Holmes (40-yard att.) at Northern Ill., 10-12-13
Blocked a PAT	Zach Morton at Miami, 10-16-21
Blocked a Punt	Noel Roach III at NIU, 11-13-24
Blocked Punt Returned for TD	Terence Thomas (0 yards) at NIU, 11-13-24
Had a 2-Pt Conversion	Tahj Bullock pass to Charles Kellom, at Kent State, 11/19/24
	2, Tahj Bullock pass to Adrian Norton + Bullock run vs UB, 11-2-24
	Tahj Bullock pass to Liam Reardon vs. EMU, 10-26-24
Had a Defensive 2-Pt. Conversion	Shawn Lemon (98 yds) vs. Toledo, 11-5-08
50-Yard Field Goal	50, Robert Stein at Miami (Ohio), 11-14-15

55-Yard Field Goal
UA Recorded a Safety

56, Daron Alcorn vs. Toledo, 9-12-92
Andrew Hauser at Eastern Michigan, 10-10-15

AKRON TEAM

500 Yards Total Offense	527, at Kent State, 11/19/24
600 Yards Total Offense	626 vs. Savannah State, 9-19-15
700 Yards Total Offense	*753 vs Morgan State, 9-15-12
300 Yards Rushing Offense	339 vs. Eastern Michigan, 10-18-08
400 Yards Rushing Offense	440 vs. Liberty, 10-12-02
500 Yards Rushing Offense	503 vs. Northern Arizona, 9-28-91
300 Yards Passing Offense	312 at Northern Illinois, 11-26-22
400 Yards Passing Offense	413 at Western Michigan, 10-12-24
500 Yards Passing Offense	*^565 vs. Morgan State, 9-15-12
Scored an OFF, DEF and ST Touchdown	at Western Michigan, 11-9-21

BY OPPONENT

100 Yards Rushing	140 Emmett Johnson, At Nebraska, 9/6/25
150 Yards Rushing	160, Marlon Lukes, Central Michigan, 10-15-22
200 Yards Rushing	208, Kyle Monangai, Rutgers, 9-7-24
250 Yards Rushing	282, Jordan Johnson, Buffalo, 10-27-16
300 Yards Rushing	376, Travis Prentice, Miami (Ohio), 11-6-99
20 Rushing Attempts	21, Telly Johnson Jr., at NIU, 11-13-24
30 Rushing Attempts	22, Delbert Mimms III, EMU, 10-26-24
40 Rushing Attempts	30, Anthony Tyus III, Ohio, 9-28-24
3 Touchdowns Rushing	42, Garrett Wolfe, Northern Illinois, 12-1-05
4+ Touchdowns Rushing	Kyle Monangai, Rutgers, 9-7-24
70-Yard Run	4, Shaq Vann, Eastern Michigan, 11-12-19
	71, Gavin Williams, at NIU, 11-13-24
	80, Saquon Barkley, #6 Penn State, 9-2-17

Two Players 100 Yards Rushing (each)

300 Yards Passing	104 Telly Johnson Jr. + 101, Gavin Williams, at NIU, 11-13-24
400 Yards Passing	341, Jalen Kitna, UAB, 9/13/25
500 Yards Passing	427, Kurtis Rourke, Ohio, 10-8-22
20 Pass Completions	516, Zac Dysert, Miami (Ohio), 9-29-12
30 Pass Completions	24, Dylan Raiola, Nebraska, 9/6/25
40 Pass Attempts	30, Jalen Kitna, UAB, 9/13/25
50 Pass Attempts	45, Jalen Kitna, UAB, 9/13/25
4 Touchdown Passes	57, Chase Litton, Marshall, 9-17-16
5 Touchdown Passes	Dylan Raiola, Nebraska 9/6/25
5+ Touchdown Passes	Logan Woodside, Toledo, 10-21-17
3 Interceptions Thrown	6, Zac Dysert, Miami (Ohio), 9-29-12
500 Yards Total Offense	3, Matt McDonald, Bowling Green, 10-9-21
600 Yards Total Offense	514, Dan LeFevour, Central Mich., 11-23-07
100 Yards Receiving	624, Zac Dysert, Miami (Ohio), 9-29-12
150 Yards Receiving	132, Jacory Barney Jr., at Nebraska 9/6/25
200 Yards Receiving	166, Jalin Hyatt, Tennessee, 9-17-22
10 Receptions	214, Lee Evans, Wisconsin, 9-6-03
10+ Receptions	10, Oran Singleton, EMU, 10-26-24
3 Touchdown Receptions	11, Hunter Sharp, Utah State, 12-22-15
60-Yard Reception	4, Jack Sorenson, Miami, 11-28-20
70-Yard Reception	75, Sam Wiglus, Ohio, 10-8-22
90-Yard Reception	80, Luke Florlea, at Kent State, 11/19/24
Two Players Receiving 100 Yards (each)	91, Breshad Perriman, UCF, 8-29-13
	Sam Wiglus (144) and Jacoby Jones (121), Ohio, 10-8-22

Kickoff Return for TD	Solomon Beebe (96 yards), UAB, 9/13/25
Punt Return for TD	DeAndre Thompkins (61 yards), #6 Penn State, 9-2-17
70-Yard Punt Return	Stafford Owens (81 yards), Ohio, 11-13-04
Had 2 Interceptions	2, Byron Moore, Tennessee, 9-29-12
Returned Interception for TD	J. Warren, Miami, 10-29-22
Had 3 Interceptions	Brian Lainhart, Kent State, 10-4-08
Fumble Return for TD	J. McCrory, Ohio, 10-8-22
75-Yard Fumble Return for TD	99, Quan Dillahunt, Howard, 9-20-03
Blocked a Field Goal	Devin Taylor, Bowling Green, 10-9-21
Blocked a PAT	Jalen McKie, Northern Illinois, 11-1-18
Blocked a PAT Returned for a Safety	Jalen McKie, Northern Illinois, 11-1-18
Blocked a Punt	2, Tony Reid, Miami (Ohio), 11-14-15
Blocked Punt Returned for TD	Melvin Payne, Ohio, 10-10-09
Had a 2-Pt. Conversion	Kai Kroeger (rush), South Carolina, 9-14-24
50-Yard Field Goal	Kaleb Patterson (52 yards), Miami (Ohio), 10-19-13
500 Yards Total Offense	549 at South Carolina, 9-14-24
600 Yards Total Offense	676, Tennessee, 9-17-22
700 Yards Total Offense	728, Nebraska, 9/6/25
Less Than 200 Yards of Total Offense	127, Morgan State, 9-12-09
UA Allowed a Safety	at Ohio, 9-28-24

* - indicates school record
% - indicates tied school record

2025 AKRON OVERALL TEAM STATS

#MAKETHECLIMB

Team Statistics

	UA	OPP
Scoring	28	109
Points per game	9.3	36.3
Points Off Turnovers	3	7
First Downs	47	76
Rushing	18	25
Passing	23	48
Penalty	6	3
Rushing Yardage	361	481
Yards gained rushing	445	519
Yards lost rushing	84	38
Rushing attempts	107	103
Average per rush	3.4	4.7
Average per game	120.3	160.3
TDs Rushing	1	6
Passing Yardage	483	1095
Comp-Att-Int	44-96-1	81-121-2
Average per pass	5.0	9.0
Average per catch	11.0	13.5
Average per game	161.0	365.0
TDs Passing	2	7
Total offense	844	1576
Total plays	203	224
Average per play	4.2	7.0
Average per game	281.3	525.3
Kick returns: #-Yards	11-237	7-222
Punt returns: #-Yards	1-8	8-117
Int returns: #-Yards	2-44	1-18
Kick return average	21.5	31.7
Punt return average	8.0	14.6
Int return average	22.0	18.0
Fumbles-Lost	2-1	3-1
Penalties-Yards	11-83	17-140
Average per game	27.7	46.7
Punts-Yards	20-872	11-432
Average per punt	43.6	39.3
Net punt average	36.8	33.1
Kickoffs-Yards	9-515	20-1254
Average per kick	57.2	62.7
Net kick average	29.2	39.6
Time of possession / game	28:51	31:09
3rd-down conversion	10/45	20/42
3rd-down pct	22%	48%
4th-down conversion	4/8	2/7



2025 AKRON INDIVIDUAL STATS

#MAKEITHECLIMB

Rushing

Player	gp	att	gain	loss	net	avg	td	lg	avg/g
Sean Patrick	3	36	174	3	171	4.8	1	25	57.0
Jordan Gant	3	25	123	6	117	4.7	0	16	39.0
Marquese Williams	2	12	54	0	54	4.5	0	14	27.0
Michael Johnson Jr.	3	13	48	33	15	1.2	0	17	5.0
Ben Finley	3	19	46	38	8	0.4	0	11	2.7
Kyan Mason	3	1	0	1	-1	-1.0	0	0	-0.3
Team	3	1	0	3	-3	-3.0	0	0	-1.0
Total	3	107	445	84	361	3.4	1	25	120.3
Opponents	3	103	519	38	481	4.7	6	47	160.3

Passing

Player	gp	effic	comp-att-int	pct	yds	td	lg	avg/g
Ben Finley	3	92.0	42-94-1	44.7	475	2	75	158.3
Michael Johnson Jr.	3	133.6	2-2-0	100.0	8	0	9	2.7
Total	3	92.9	44-96-1	45.8	483	2	75	161.0
Opponents	3	158.7	81-121-2	66.9	1095	7	49	365.0

Receiving

Player	gp	no.	yds	avg	td	lg	avg/g
Myles Walker	3	8	89	11.1	0	24	29.7
Israel Polk	3	7	116	16.6	2	75	38.7
Tim Gear Jr.	3	6	56	9.3	0	17	18.7
Kyan Mason	3	6	68	11.3	0	32	22.7
Sean Patrick	3	5	55	11.0	0	18	18.3
Marcel Williams	3	5	63	12.6	0	19	21.0
Conner Cravaack	3	2	0	0.0	0	1	0.0
Jake Newell	1	2	6	3.0	0	3	6.0
Cameron Montiero	3	2	28	14.0	0	16	9.3
Marquese Williams	2	1	2	2.0	0	2	1.0
Total	3	44	483	11.0	2	75	161.0
Opponents	3	81	1095	13.5	7	49	365.0

Punt Returns

Player	no.	yds	avg	td	lg
Sean Patrick	1	8	8.0	0	8
Total	1	8	8.0	0	8
Opponents	8	117	14.6	0	39

Interceptions

Player	no.	yds	avg	td	lg
Markus Boswell	2	44	22.0	0	44
Total	2	44	22.0	0	44
Opponents	1	18	18.0	0	18

Kick Returns

Player	no.	yds	avg	td	lg
Brandon Hills	7	151	21.6	0	33
Terence Thomas	2	48	24.0	0	25
DJ Stepney	1	19	19.0	0	19
Kyan Mason	1	19	19.0	0	19
Total	11	237	21.5	0	33
Opponents	7	222	31.7	1	96

Fumbles Recovered

Player	no.	yds	avg	td	lg
Cyrus Durham	1	1	1.0	0	1
Total	1	1	1.0	0	1
Opponents	1	0	0.0	0	0

2025 AKRON INDIVIDUAL STATS

#MAKETHECLIMB

Scoring

Player	td	fg	PAT				dxp	saf	pts
			kick	rush	rcv	pass			
Israel Polk	2	-	-	-	-	-	-	-	12
Owen Wiley	-	2-6	2-2	-	-	-	-	-	8
Sean Patrick	1	-	-	-	-	-	-	-	6
Ben Finley	-	-	-	1	-	-	-	-	2
Total	3	2-6	2-2	1	0	0	0	0	28
Opponents	14	3-3	14-14	0	0	0	0	1	109

Field Goals

Player	fg	pct.	01-19	20-29	30-39	40-49	50-99	lg	blk
Owen Wiley	2-6	33.3	0-0	1-1	1-2	0-3	0-0	36	2
Opponents	3-3	100.0	0-0	1-1	1-1	1-1	0-0	44	0

FG Sequence

Team Name	Akron	Opponents
Wyoming	49	(25)
Nebraska	46,33	(35)
UAB	(36),(23),48	(44)

Numbers in (parentheses) indicate field goal was made

Total Offense

Player	g	plays	rush	pass	total	avg/g
Ben Finley	3	113	8	475	483	161.0
Sean Patrick	3	36	171	0	171	57.0
Jordan Gant	3	25	117	0	117	39.0
Marquese Williams	2	12	54	0	54	27.0
Michael Johnson Jr.	3	15	15	8	23	7.7
Kyan Mason	3	1	-1	0	-1	-0.3
Team	3	0	-3	0	-3	-1.0
Total	3	203	361	483	844	281.3
Opponents	3	224	481	1095	1576	525.3

Punting

Player	no.	yds	avg	lg	tb	fc	i20	50+	blk
Joseph Castle	14	617	44.1	68	2	1	5	4	0
Brayden Johnson	6	255	42.5	49	0	0	2	0	0
Total	20	872	43.6	68	2	1	7	4	0
Opponents	11	432	39.3	56	3	4	2	1	0

Kickoffs

Player	no.	yds	avg	tb	ob	retn	net	ydl
Owen Wiley	8	459	57.4	1	1			
Brayden Johnson	1	56	56.0	0	0			
Total	9	515	57.2	1	1	6	29.2	35
Opponents	20	1254	62.7	8	1	11	39.6	25

All Purpose

Player	g	rush	rcv	pr	kr	ir	total	avg/g
Sean Patrick	3	171	55	8	0	0	234	78.0
Brandon Hills	2	0	0	0	151	0	151	75.5
Jordan Gant	3	117	0	0	0	0	117	39.0
Israel Polk	3	0	116	0	0	0	116	38.7
Myles Walker	3	0	89	0	0	0	89	29.7
Kyan Mason	3	-1	68	0	19	0	86	28.7
Marcel Williams	3	0	63	0	0	0	63	21.0
Marquese Williams	2	54	2	0	0	0	56	28.0
Tim Gear Jr.	3	0	56	0	0	0	56	18.7
Terence Thomas	2	0	0	0	48	0	48	24.0
Markus Boswell	3	0	0	0	0	44	44	14.7
Cameron Montiero	3	0	28	0	0	0	28	9.3
DJ Stepney	1	0	0	0	19	0	19	19.0
Michael Johnson Jr.	3	15	0	0	0	0	15	5.0
Ben Finley	3	8	0	0	0	0	8	2.7
Jake Newell	1	0	6	0	0	0	6	6.0
Team	3	-3	0	0	0	0	-3	-1.0

All Purpose

Player	g	rush	rcv	pr	kr	ir	total	avg/g
Jordon Simmons	11	664	183	0	0	0	847	77.0
Adrian Norton	12	0	831	0	15	0	846	70.5
Bobby Golden	12	15	446	0	316	0	777	64.8
Charles Kellom	12	352	210	0	0	0	562	46.8
Ahmarian Granger	12	0	308	-12	0	0	296	24.7
Jake Newell	12	0	254	0	0	0	254	21.2
Tahj Bullock	12	142	63	0	0	0	205	17.1
Israel Polk	11	0	201	0	0	0	201	18.3
Conner Cravaack	12	0	147	0	0	0	147	12.3
Jarvis Rush	11	0	101	0	0	0	101	9.2
Jordan Castleberry	12	0	0	11	62	0	73	6.1
Ben Finley	12	52	15	0	0	0	67	5.6
Kyan Mason	4	0	28	0	0	0	28	7.0
Elijah Reed	9	0	0	0	0	26	26	2.9
Marquese Williams	6	13	0	0	0	0	13	2.2
Paul Davis	11	0	2	0	0	0	2	0.2
Melvin Spriggs	11	0	0	0	2	0	2	0.2
Daymon David	2	0	0	0	0	1	1	0.5
Avery Book	12	-11	0	0	0	0	-11	-0.9
Team	12	-23	0	0	0	0	-23	-1.9
Total	12	1204	2789	-1	395	27	4414	367.8
Opponents	12	2200	2773	147	294	84	5498	458.2

2025 AKRON DEFENSIVE STATS

Team Defense

			Tackles				Sacks	Pass defense			Fumbles	blkd		
##	Player	gp	ua	a	tot	tfl/yds	no-yds	int-yds	brup	qbh	fr-yds	ff	kick	saf
7	Shammond Cooper	3	12	13	25	2.5-2
18	DiMarco Johnson	3	13	8	21	.	.	.	1
3	Alex Branch	3	11	6	17	1.5-2	.	.	1	2
17	Malcom DeWalt IV	3	10	7	17	2-6	.	.	3
23	Gage Summers	3	10	5	15	1-1	.	.	.	1
4	Justin Anderson	3	10	4	14	1	.	.
11	Elijah Reed	3	9	4	13	1-1	.	.	2
13	Rodrick Hunter	3	7	3	10	.	.	.	1
41	Bruno Dall	3	4	5	9	3-11	1.5-9	.	3	1
5	Ronald Hull	3	1	6	7
10	Cyrus Durham	3	1	6	7	2-7	0.5-4	.	.	1	1-1	.	.	.
42	Melvin Spriggs	3	4	3	7	.	.	.	1
14	Ben Kamara	3	3	3	6
44	Markus Boswell	3	4	2	6	.	.	2-44
1	Julien Laventure	3	1	4	5	1.5-2	.	.	.	1
54	Kiawan Murphy	3	3	2	5	1
97	Jon'Trell Mixon	3	2	2	4	0.5-1
43	Austin Wondolowski	3	1	3	4
91	Nehemiah Musika	2	3	.	3
24	DJ Stepney	1	2	1	3
9	Aamii Branch	3	2	.	2
15	Terence Thomas	2	.	2	2
21	Catrell White	1	2	.	2
40	CJ Murphy	3	2	.	2	1-4
62	Max Mobley	3	.	1	1
12	Iesa Jarmon	3	.	1	1
81	Luke Sivon	3	1	.	1
25	Jason Hocker	2	1	.	1
50	Jahvon Frazier	2	.	1	1
8	Rich Benenge	2	.	1	1
22	Kam Cheatom	2	.	1	1	.	.	.	1
20	Mehki Flowers	3	1	.	1
10	Ben Finley	3	1	.	1
1	Myles Walker	3	1
	Totals	3	122	94	216	16-37	2-13	2-44	13	8	1-1	1	0	0
	Opponents	3	106	88	194	21-68	11-48	1-18	19	14	1-0	0	2	1

#MAKE THE CLIMB

2025 GAME-BY-GAME STATISTICS
AKRON

#MAKETHECLIMB

Date	Opponent	Rushing				Receiving				Passing				Kick Returns				Punt Returns				tot off
		no.	yds	td	lg	no.	yds	td	lg	cmp-att-int	yds	td	lg	no.	yds	td	lg	no.	yds	td	lg	
08/28/2025	Wyoming	28	89	0	14	16	139	0	18	16-38-1	139	0	18	2	48	0	25	0	0	0	0	228
09/06/2025	at Nebraska	36	113	0	25	9	62	0	19	9-23-0	62	0	19	6	125	0	33	0	0	0	0	175
09/13/2025	at UAB	43	159	1	18	19	282	2	75	19-35-0	282	2	75	3	64	0	25	1	8	0	8	441
Akron		107	361	1	25	44	483	2	75	44-96-1	483	2	75	11	237	0	33	1	8	0	8	844
Opponents		103	481	6	47	81	1095	7	49	81-121-2	1095	7	49	7	222	1	96	8	117	0	39	1576

Akron Averages

Games	Avg/ rush	Avg/ catch	Pass effic	KR avg	PR avg	All purpose avg/game	Total offense avg/game
3	3.4	11.0	92.9	21.5	8.0	377.7	281.3

Date	Opponent	Tackles				Sacks	Fumble		Pass Defense			blkd	PAT attempts			off		
		ua	a	total	tfl-yds	no-yds	ff	fr-yds	int-yds	qbh	brup	kick	kick	rush	rcv	saf	t/o	pts
08/28/2025	Wyoming	36	48	84	6.0-8	0-0	0	0-0	1-0	2	6	0	0-0	0	0	0	0	0
09/06/2025	at Nebraska	44	22	66	3.0-6	0-0	1	1-1	0-0	0	2	0	0-0	0	0	0	0	0
09/13/2025	at UAB	42	24	66	7.0-23	2-13	0	0-0	1-44	6	5	0	2-2	1	0	0	3	28
Akron		122	94	216	16.0-37	2-13	1	1-1	2-44	8	13	0	2-2	1	0	0	3	28
Opponents		106	88	194	21.0-68	11-48	0	1-0	1-18	14	19	2	14-14	0	0	1	7	109

Date	Opponent	Punting										Field Goals			Kickoffs				
		no.	yds	avg	long	blkd	tb	fc	50+	i20	md-att	long	blkd	no.	yds	avg	tb	ob	
08/28/2025	Wyoming	8	386	48.3	68	0	1	1	2	5	0-1	0	1	1	65	65.0	1	0	
09/06/2025	at Nebraska	8	296	37.0	48	0	0	0	0	1	0-2	0	1	2	128	64.0	0	0	
09/13/2025	at UAB	4	190	47.5	56	0	1	0	2	1	2-3	36	0	6	322	53.7	0	1	
Akron		20	872	43.6	68	0	2	1	4	7	2-6	36	2	9	515	57.2	1	1	
Opponents		11	432	39.3	56	0	3	4	1	2	3-3	44	0	20	1254	62.7	8	1	

#MAKETHECLIMB

		Rushing				Receiving				Passing				Kick Returns				Punt Returns				tot		
Date	Opponent	no.	yds	td	lg	no.	yds	td	lg	cmp	att	int	yds	td	lg	no.	yds	td	lg	no.	yds	td	lg	off
08/28/2025	Wyoming	39	166	0	28	19	260	1	49	19	36	1	260	1	49	0	0	0	0	2	11	0	10	426
09/06/2025	at Nebraska	33	234	5	47	32	494	4	41	32	40	0	494	4	41	2	42	0	23	5	92	0	39	728
09/13/2025	at UAB	31	81	1	15	30	341	2	48	30	45	1	341	2	48	5	180	1	96	1	14	0	14	422
Opponents		103	481	6	47	81	1095	7	49	81	121	2	1095	7	49	7	222	1	96	8	117	0	39	1576
Akron		107	361	1	25	44	483	2	75	44	96	1	483	2	75	11	237	0	33	1	8	0	8	844

Opponents Averages

Games	Avg/ rush	Avg/ catch	Pass effc	KR avg	PR avg	All purpose avg/game	Total offense avg/game
3	4.7	13.5	158.7	31.7	14.6	644.3	525.3

Date	Opponent	Tackles				Sacks	Fumble		Pass Defense			blkd	PAT attempts			off		
		ua	a	total	tfl-yds	no-yds	ff	fr-yds	int-yds	qbh	brup	kick	kick	rush	rcv	saf	t/o	pts
08/28/2025	Wyoming	31	28	59	4.0-21	4-21	0	0-0	1-18	6	7	1	1-1	0	0	0	0	10
09/06/2025	at Nebraska	33	28	61	9.0-27	2-12	0	1-0	0-0	5	4	1	9-9	0	0	1	7	68
09/13/2025	at UAB	42	32	74	8.0-20	5-15	0	0-0	0-0	3	8	0	4-4	0	0	0	0	31
Opponents		106	88	194	21.0-68	11-48	0	1-0	1-18	14	19	2	14-14	0	0	1	7	109
Akron		122	94	216	16.0-37	2-13	1	1-1	2-44	8	13	0	2-2	1	0	0	3	28

Date	Opponent	Punting										Field Goals			Kickoffs				
		no.	yds	avg	long	blkd	tb	fc	50+	i20	md-att	long	blkd	no.	yds	avg	tb	ob	
08/28/2025	Wyoming	7	263	37.6	47	0	2	3	0	1	1-1	25	0	3	190	63.3	1	0	
09/06/2025	at Nebraska	0	0	0.0	0	0	0	0	0	0	1-1	35	0	11	682	62.0	4	1	
09/13/2025	at UAB	4	169	42.3	56	0	1	1	1	1	1-1	44	0	6	382	63.7	3	0	
Opponents		11	432	39.3	56	0	3	4	1	2	3-3	44	0	20	1254	62.7	8	1	
Akron		20	872	43.6	68	0	2	1	4	7	2-6	36	2	9	515	57.2	1	1	

2025 RED ZONE STATISTICS

Akron Inside Opponent Red-Zone

Date	Opponent	Score	Times	Times	Total			Rush	Pass	FGs	Failed to score inside RZ					
			In RZ	Scored	Pts	TDs	TDs	TDs	TDs	Made	FGA	Down	Int	Fumb	Half	Game
08/28/2025	Wyoming	L 0-10	1	0	0	0	0	0	0	0	0	0	1	0	0	0
09/06/2025	at Nebraska	L 0-68	1	0	0	0	0	0	0	0	1	0	0	0	0	0
09/13/2025	at UAB	L 28-31	4	4	21	2	1	1	1	2	2	0	0	0	0	0
Totals 4 of 6 (66.7%)			6	4	21	2	1	1	1	2	3	0	1	0	0	0

Opponents Inside Akron Red-Zone

Date	Opponent	Score	Times	Times	Total			Rush	Pass	FGs	Failed to score inside RZ					
			In RZ	Scored	Pts	TDs	TDs	TDs	TDs	Made	FGA	Down	Int	Fumb	Half	Game
08/28/2025	Wyoming	L 0-10	2	1	3	0	0	0	0	1	1	1	0	0	0	0
09/06/2025	Nebraska	L 0-68	9	7	45	6	3	3	3	1	1	1	0	1	0	0
09/13/2025	UAB	L 28-31	3	3	21	3	1	2	0	0	0	0	0	0	0	0
Totals 11 of 14 (78.6%)			14	11	69	9	4	5	2	2	2	2	0	1	0	0

#MAKEITHECLIMB

TEAM GAME BY GAME COMPARISON

Opponent	Score	First Downs				Rushing Number-Yards	Passing		Total Offense Plays-Yards	Return Yards	Turn- Overs
		Total	Rush	Pass	Pen		Comp-Att.-Int	Yards			
Wyoming	0-10	13 / 19	5 / 9	8 / 9	0 / 1	28-89 / 39-166	16-38-1 / 19-36-1	139 / 260	66-228 / 75-426	48 / 29	1 / 1
Nebraska	0-68	13 / 31	7 / 9	2 / 22	4 / 0	36-113 / 33-234	9-23-0 / 32-40-0	62 / 494	59-175 / 73-728	126 / 134	1 / 1
UAB	28-31	21 / 26	6 / 7	13 / 17	2 / 2	43-159 / 31-81	19-35-0 / 30-45-1	282 / 341	78-441 / 76-422	116 / 194	0 / 1
Totals	28-109	47 / 76	18 / 25	23 / 48	6 / 3	107-361 / 103-481	44-96-1 / 81-121-2	483 / 1095	203-844 / 224-1576	290 / 357	2 / 3

Opponents	3rd Down Conversion	4th Down Conversion	Time of Possession	TOP Margin	Avg Yds/Rush	Avg Yds/Pass	Avg Yds/Play	Punting Number-Avg	Penalties Number-Yards	Sacks
Wyoming	3-15 / 9-20	2-3 / 1-3	26:44 / 33:16	-06:32	3.2 / 4.3	3.7 / 7.2	3.5 / 5.7	8-48.3 / 7-37.6	5-34.0 / 7-40.0	0 / 4
Nebraska	1-14 / 8-10	1-2 / 0-1	29:50 / 30:10	-00:20	3.1 / 7.1	2.7 / 12.4	3.0 / 10.0	8-37.0 / 0-0.0	1-5.0 / 6-71.0	0 / 2
UAB	6-16 / 3-12	1-3 / 1-3	29:58 / 30:02	-00:04	3.7 / 2.6	8.1 / 7.6	5.7 / 5.6	4-47.5 / 4-42.3	5-44.0 / 4-29.0	2 / 5
Totals	10-45 / 20-42	4-8 / 2-7	86:32 / 93:28	-06:56	3.4 / 4.7	5.0 / 9.0	4.2 / 7.0	20-43.6 / 11-39.3	11-83.0 / 17-140.0	2 / 11

Note: Game totals are displayed in the format TEAM/OPPONENT for each category

#MAKEITHECLIMB



2025 SUPERLATIVES

#MAKETHECLIMB

Akron - Game Highs

RUSHES	43	at UAB (09/13/2025)
YARDS RUSHING	159	at UAB (09/13/2025)
YARDS PER RUSH	3.7	at UAB (09/13/2025)
TD RUSHES	1	at UAB (09/13/2025)
PASS ATTEMPTS	38	Wyoming (08/28/2025)
PASS COMPLETIONS	19	at UAB (09/13/2025)
YARDS PASSING	282	at UAB (09/13/2025)
YARDS PER PASS	8.1	at UAB (09/13/2025)
TD PASSES	2	at UAB (09/13/2025)
TOTAL PLAYS	78	at UAB (09/13/2025)
TOTAL OFFENSE	441	at UAB (09/13/2025)
YARDS PER PLAY	5.7	at UAB (09/13/2025)
POINTS	28	at UAB (09/13/2025)
SACKS BY	2	at UAB (09/13/2025)
FIRST DOWNS	21	at UAB (09/13/2025)
PENALTIES	5	at UAB (09/13/2025)
	5	Wyoming (08/28/2025)
PENALTY YARDS	44	at UAB (09/13/2025)
TURNOVERS	1	at Nebraska (09/06/2025)
	1	Wyoming (08/28/2025)
PUNTS	8	at Nebraska (09/06/2025)
	8	Wyoming (08/28/2025)
PUNTING AVG	48.3	Wyoming (08/28/2025)
LONG PUNT	68	Wyoming (08/28/2025)
PUNTS INSIDE 20	5	Wyoming (08/28/2025)
LONG PUNT RETURN	8	at UAB (09/13/2025)

Akron - Game Lows

RUSHES	28	Wyoming (08/28/2025)
YARDS RUSHING	89	Wyoming (08/28/2025)
YARDS PER RUSH	3.1	at Nebraska (09/06/2025)
TD RUSHES	0	at Nebraska (09/06/2025)
	0	Wyoming (08/28/2025)
PASS ATTEMPTS	23	at Nebraska (09/06/2025)
PASS COMPLETIONS	9	at Nebraska (09/06/2025)
YARDS PASSING	62	at Nebraska (09/06/2025)
YARDS PER PASS	2.7	at Nebraska (09/06/2025)
TD PASSES	0	at Nebraska (09/06/2025)
	0	Wyoming (08/28/2025)
TOTAL PLAYS	59	at Nebraska (09/06/2025)
TOTAL OFFENSE	175	at Nebraska (09/06/2025)
YARDS PER PLAY	3.0	at Nebraska (09/06/2025)
POINTS	0	at Nebraska (09/06/2025)
	0	Wyoming (08/28/2025)
SACKS BY	0	at Nebraska (09/06/2025)
	0	Wyoming (08/28/2025)
FIRST DOWNS	13	at Nebraska (09/06/2025)
	13	Wyoming (08/28/2025)
PENALTIES	1	at Nebraska (09/06/2025)
PENALTY YARDS	5	at Nebraska (09/06/2025)
INTERCEPTIONS BY	0	at Nebraska (09/06/2025)
PUNTS	4	at UAB (09/13/2025)
PUNTING AVG	37.0	at Nebraska (09/06/2025)
LONG PUNT	48	at Nebraska (09/06/2025)
PUNTS INSIDE 20	1	at UAB (09/13/2025)
	1	at Nebraska (09/06/2025)
LONG PUNT RETURN	0	at Nebraska (09/06/2025)
	0	Wyoming (08/28/2025)

Opponent - Game Highs

RUSHES	39	Wyoming (08/28/2025)
YARDS RUSHING	234	at Nebraska (09/06/2025)
YARDS PER RUSH	7.1	at Nebraska (09/06/2025)
TD RUSHES	5	at Nebraska (09/06/2025)
PASS ATTEMPTS	45	at UAB (09/13/2025)
PASS COMPLETIONS	32	at Nebraska (09/06/2025)
YARDS PASSING	494	at Nebraska (09/06/2025)
YARDS PER PASS	12.4	at Nebraska (09/06/2025)
TD PASSES	4	at Nebraska (09/06/2025)
TOTAL PLAYS	76	at UAB (09/13/2025)
TOTAL OFFENSE	728	at Nebraska (09/06/2025)
YARDS PER PLAY	10.0	at Nebraska (09/06/2025)
POINTS	68	at Nebraska (09/06/2025)
SACKS BY	5	at UAB (09/13/2025)
FIRST DOWNS	31	at Nebraska (09/06/2025)
PENALTIES	7	Wyoming (08/28/2025)
PENALTY YARDS	71	at Nebraska (09/06/2025)
TURNOVERS	1	at UAB (09/13/2025)
	1	at Nebraska (09/06/2025)
	1	Wyoming (08/28/2025)
PUNTS	7	Wyoming (08/28/2025)
PUNTING AVG	42.3	at UAB (09/13/2025)
LONG PUNT	56	at UAB (09/13/2025)
PUNTS INSIDE 20	1	at UAB (09/13/2025)
	1	Wyoming (08/28/2025)
LONG PUNT RETURN	39	at Nebraska (09/06/2025)

Opponent - Game Lows

RUSHES	31	at UAB (09/13/2025)
YARDS RUSHING	81	at UAB (09/13/2025)
YARDS PER RUSH	2.6	at UAB (09/13/2025)
TD RUSHES	0	Wyoming (08/28/2025)
PASS ATTEMPTS	36	Wyoming (08/28/2025)
PASS COMPLETIONS	19	Wyoming (08/28/2025)
YARDS PASSING	260	Wyoming (08/28/2025)
YARDS PER PASS	7.2	Wyoming (08/28/2025)
TD PASSES	1	Wyoming (08/28/2025)
TOTAL PLAYS	73	at Nebraska (09/06/2025)
TOTAL OFFENSE	422	at UAB (09/13/2025)
YARDS PER PLAY	5.6	at UAB (09/13/2025)
POINTS	10	Wyoming (08/28/2025)
SACKS BY	2	at Nebraska (09/06/2025)
FIRST DOWNS	19	Wyoming (08/28/2025)
PENALTIES	4	at UAB (09/13/2025)
PENALTY YARDS	29	at UAB (09/13/2025)
INTERCEPTIONS BY	0	at UAB (09/13/2025)
	0	at Nebraska (09/06/2025)
PUNTS	0	at Nebraska (09/06/2025)
PUNTING AVG	0.0	at Nebraska (09/06/2025)
LONG PUNT	0	at Nebraska (09/06/2025)
PUNTS INSIDE 20	0	at Nebraska (09/06/2025)
LONG PUNT RETURN	10	Wyoming (08/28/2025)



2025 COMBINED STATISTICS

Team Results

Date	Opponent		Score	Att.
08/28/2025	Wyoming	L	0-10	9138
09/06/2025	at Nebraska	L	0-68	86439
09/13/2025	at UAB	L	28-31	17823

Rushing

Player	gp	att	gain	loss	net	avg	td	lg	avg/g
Sean Patrick	3	36	174	3	171	4.8	1	25	57.0
Jordan Gant	3	25	123	6	117	4.7	0	16	39.0
Marquese Williams	2	12	54	0	54	4.5	0	14	27.0
Michael Johnson Jr.	3	13	48	33	15	1.2	0	17	5.0
Ben Finley	3	19	46	38	8	0.4	0	11	2.7
Kyan Mason	3	1	0	1	-1	-1.0	0	0	-0.3
Team	3	1	0	3	-3	-3.0	0	0	-1.0
Total	3	107	445	84	361	3.4	1	25	120.3
Opponents	3	103	519	38	481	4.7	6	47	160.3

Passing

Player	gp	effic	comp-att-int	pct	yds	td	lg	avg/g
Ben Finley	3	92.0	42-94-1	44.7	475	2	75	158.3
Michael Johnson Jr.	3	133.6	2-2-0	100.0	8	0	9	2.7
Total	3	92.9	44-96-1	45.8	483	2	75	161.0
Opponents	3	158.7	81-121-2	66.9	1095	7	49	365.0

Receiving

Player	gp	no.	yds	avg	td	lg	avg/g
Myles Walker	3	8	89	11.1	0	24	29.7
Israel Polk	3	7	116	16.6	2	75	38.7
Tim Grear Jr.	3	6	56	9.3	0	17	18.7
Kyan Mason	3	6	68	11.3	0	32	22.7
Sean Patrick	3	5	55	11.0	0	18	18.3
Marcel Williams	3	5	63	12.6	0	19	21.0
Conner Cravaack	3	2	0	0.0	0	1	0.0
Jake Newell	1	2	6	3.0	0	3	6.0
Cameron Montiero	3	2	28	14.0	0	16	9.3
Marquese Williams	2	1	2	2.0	0	2	1.0
Total	3	44	483	11.0	2	75	161.0
Opponents	3	81	1095	13.5	7	49	365.0

Game Records

Record	Overall	Home	Away	Neutral
ALL GAMES	0-3	0-1	0-2	0-0
CONFERENCE	0-0	0-0	0-0	0-0
NON-CONFERENCE	0-3	0-1	0-2	0-0

Team Statistics

	UA	OPP
First Downs	47	76
Rushing	18	25
Passing	23	48
Penalty	6	3
Rushing Yardage	361	481
Rushing attempts	107	103
Average per rush	3.4	4.7
Average per game	120.3	160.3
TDs Rushing	1	6
Passing Yardage	483	1095
Comp-Att-Int	44-96-1	81-121-2
Average per pass	5.0	9.0
Average per catch	11.0	13.5
Average per game	161.0	365.0
TDs Passing	2	7
Total offense	844	1576
Average per play	4.2	7.0
Average per game	281.3	525.3
Kick returns: #-Yards	11-237	7-222
Punt returns: #-Yards	1-8	8-117
Int returns: #-Yards	2-44	1-18
Fumbles-Lost	2-1	3-1
Penalties-Yards	11-83	17-140
Punts-Avg	20-43.6	11-39.3
Time of possession / game	28:51	31:09
3rd-down conversion	10/45	20/42
4th-down conversion	4/8	2/7
PAT-attempts	(2-2) 100%	(14-14) 100%
2-point conversion-attempts	(1-1) 100%	(0-0) 0%

Interceptions

Player	no.	yds	avg	td	lg
Markus Boswell	2	44	22.0	0	44
Total	2	44	22.0	0	44
Opponents	1	18	18.0	0	18

#MAKETHECLIMB



2025 COMBINED STATISTICS

#MAKETHECLIMB

Field Goals

Player	fg	pct.	01-19	20-29	30-39	40-49	50-99	lg	blk
Owen Wiley	2-6	33.3	0-0	1-1	1-2	0-3	0-0	36	2
Opponents	3-3	100.0	0-0	1-1	1-1	1-1	0-0	44	0

Scoring

		PAT								
Player	td	fg	kick	rush	rcv	pass	dxp	saf	pts	
Israel Polk	2	-	-	-	-	-	-	-	12	
Owen Wiley	-	2-6	2-2	-	-	-	-	-	8	
Sean Patrick	1	-	-	-	-	-	-	-	6	
Ben Finley	-	-	-	1	-	-	-	-	2	
Total	3	2-6	2-2	1	0	0	0	0	28	
Opponents	14	3-3	14-14	0	0	0	0	1	109	

Score by Periods

Team	1st	2nd	3rd	4th	OT	TOT
Akron	17	3	0	8	0	28
Opponents	23	44	21	21	0	109

Punting

Player	no.	yds	avg	lg	tb	fc	i20	50+	blk
Joseph Castle	14	617	44.1	68	2	1	5	4	0
Brayden Johnson	6	255	42.5	49	0	0	2	0	0
Total	20	872	43.6	68	2	1	7	4	0
Opponents	11	432	39.3	56	3	4	2	1	0

Punt Returns

Player	no.	yds	avg	td	lg
Sean Patrick	1	8	8.0	0	8
Total	1	8	8.0	0	8
Opponents	8	117	14.6	0	39

Kick Returns

Player	no.	yds	avg	td	lg
Brandon Hills	7	151	21.6	0	33
Terence Thomas	2	48	24.0	0	25
DJ Stepney	1	19	19.0	0	19
Kyan Mason	1	19	19.0	0	19
Total	11	237	21.5	0	33
Opponents	7	222	31.7	1	96

All Purpose

Player	g	rush	rcv	pr	kr	ir	total	avg/g
Sean Patrick	3	171	55	8	0	0	234	78.0
Brandon Hills	2	0	0	0	151	0	151	75.5
Jordan Gant	3	117	0	0	0	0	117	39.0
Israel Polk	3	0	116	0	0	0	116	38.7
Myles Walker	3	0	89	0	0	0	89	29.7
Kyan Mason	3	-1	68	0	19	0	86	28.7
Marcel Williams	3	0	63	0	0	0	63	21.0
Marquese Williams	2	54	2	0	0	0	56	28.0
Tim Grear Jr.	3	0	56	0	0	0	56	18.7
Terence Thomas	2	0	0	0	48	0	48	24.0
Markus Boswell	3	0	0	0	0	44	44	14.7
Cameron Montiero	3	0	28	0	0	0	28	9.3
DJ Stepney	1	0	0	0	19	0	19	19.0
Michael Johnson Jr.	3	15	0	0	0	0	15	5.0
Ben Finley	3	8	0	0	0	0	8	2.7
Jake Newell	1	0	6	0	0	0	6	6.0
Total	3	361	483	8	237	44	1133	377.7
Opponents	3	481	1095	117	222	18	1933	644.3

Total Offense

Player	g	plays	rush	pass	total	avg/g
Ben Finley	3	113	8	475	483	161.0
Sean Patrick	3	36	171	0	171	57.0
Jordan Gant	3	25	117	0	117	39.0
Marquese Williams	2	12	54	0	54	27.0
Michael Johnson Jr.	3	15	15	8	23	7.7
Kyan Mason	3	1	-1	0	-1	-0.3
Total	3	203	361	483	844	281.3
Opponents	3	224	481	1095	1576	525.3

