

# Akron BASKETBALL

GAME 19 | vs Ohio

120th Season | MAC Tournament Champions: 2009, 2011, 2013 | MAC Regular-Season Champions: 2012, 2013, 2016, 2017, 2020

## 2020-21 BASKETBALL SCHEDULE

Date	Opponent	TV	Time
Dec. 12	Cedarville	.....	W, 97-49
Dec. 15	St. Bonaventure (#)	.....	L, 81-74
Dec. 19	Malone	.....	W, 93-83
Dec. 22	*Ohio	.....	W, 90-70
Jan. 1	*Kent State	CBSSN....	W, 66-62
Jan. 9	*Eastern Michigan	.....	L, 71-59
Jan. 12	*Northern Illinois	.....	L, 67-65
Jan. 16	*Toledo	.....	W, 95-94
Jan. 19	*Bowling Green	.....	W, 69-57
Jan. 21	*Central Michigan	.....	W, 81-67
Jan. 23	*Western Michigan	.....	W, 79-68
Jan. 26	*Eastern Michigan	.....	W, 86-65
Jan. 30	*Ball State	.....	W, 74-42
Feb. 2	*Toledo	.....	L, 91-76
Feb. 5	*Kent State	ESPNU.....	W, 72-61
Feb. 12	*Miami	ESPNU.....	W, 83-76
Feb. 16	*Northern Illinois	.....	W, 81-76
Feb. 19	*Ball State	CBSSN.....	W, 88-79
Feb. 23	*Ohio	.....	2 PM
Feb. 26	*Bowling Green	CBSSN.....	7 PM
March 2	*Buffalo	.....	2 PM
March 5	*Miami	.....	TBA

TBD \*Buffalo ..... PPD

Home games **BOLD**, times Eastern

All Game Times and Dates subject to change

(#) Rocket Mortgage FieldHouse [Cleveland, Ohio]

\*Mid-American Conference game

TV: CBSSN - CBS Sports Network, ESPN3, ESPN+,

## Akron Zips (14-4, 12-3 MAC)

## at Ohio (11-6, 7-4 MAC)

Tuesday, Feb. 23 • OU Convocation Center •

Athens, Ohio • 2 p.m. • ESPN3



### OHIO HEAD COACH

Jeff Boals (Ohio '95)

Overall: 83-62 (5th season)

Record at Ohio: 28-21 (2nd season)

MAC Record: 15-14 (2nd season)



### AKRON ZIPS HEAD COACH

John Groce (Taylor '94)

Career Record: 249-176 (13th Season)

Record at Akron: 69-46 (4th Season)

MAC Record at Akron: 40-29 (4th Season)

Overall MAC Record: 74-59 (at Ohio and Akron)

### ALL-TIME SERIES

Akron Leads: 45-40

Last Meeting: Akron 90, Ohio 70

First Meeting: Akron 21, Ohio 18

In Akron: 27-14, Neutral: 3-1, In Athens: 15-25

Groce vs. Ohio 5-2 (5-2 Overall)

at James A. Rhodes Arena on Dec. 22, 2020

in Akron 1911-12 season

### BROADCAST

TV/Video: ESPN3: Russ Eisenstein (PxP) and Rob Cornelius (Analyst)

Radio: Akron Sports Network - Dave Skoczen (PxP), Joe Dunn (Analyst)

WHLO 640 AM (flagship), iHeart Radio, TuneIn.com/Akron Zips

Live Stats: GoZips.com/Schedule - Live Stats

### QUICK HITS

- Jackson named Lute Olson and Lou Henson National Player of the Year Mid-Season Watch List
- LCJ, Lute Olson National Player of the Week (1/4), MAC Player of Week last two weeks (12/28 & 1/4)
- Jackson has five 30-plus point performances this season, Ranking No. 2 in the NCAA
- Jackson scored double-digits 17-of-18 games and has three double-doubles
- Jackson leads the team in scoring (20.9 ppg) and assists (6.7 APG)
- Jackson has buried three or more 3-point FG in seven games with a 7-of-14 best against Kent State
- The Zips are 9-0 at James A. Rhodes Arena and currently own an 14-game winning streak at the JAR
- Enrique Freeman's 21-rebound effort stands as the most by an Akron player since 1985.
- Freeman leads the league in FG % (.758) and DReb with 7.07 per game (99 DREBS)
- Bryan Trimble, Jr. posted a career-high 6-of-6 from deep against Ohio and 25 points against CMU
- Trimble has hit four or more 3-point FG in 10 games with a 7-of-14 best performance (CMU)
- Jackson, Dailey and Trimble combined for 14-of-20 from beyond the arc against Ohio 70.0 Percent

ZIPS	2020-21 STAT BREAKDOWN	Ohio
79.3	SCORING AVERAGE	80.1
+9.4	SCORING MARGIN	+6.8
.461	FG PERCENTAGE	.487
.351	3PT PERCENTAGE	.347
10.1	3PT FG MADE PER GAME	8.4
.759	FT PERCENTAGE	.692
38.4	REBOUND PER GAME	34.0
+4.2	REBOUNDING MARGIN	+0.8
14.2	ASSISTS PER GAME	17.7
12.3	TURNOVERS PER GAME	12.0
5.2	STEALS PER GAME	6.9
3.1	BLOCKS PER GAME	2.5

**PROBABLE STARTERS**

2 PM | ATHENS, OHIO | CONVOCATION CENTER | ESPN3

AKRON ZIPS 14-4 (12-3 MAC)	OHIO 11-6 (7-4 MAC)	636	780 (12 OT)	1,428
		1ST HALF	2ND HALF	TOTAL
		654	708	1,362

#1Akron



## AKRON QUICK FACTS

Location .....	Akron, Ohio (44325)
Population .....	200,000 (fifth largest in Ohio)
Founded .....	1870 (as Buchtel College)
Enrollment .....	20,500
Nickname .....	Zips
Colors .....	Blue (PMS 282) and Gold (PMS 7503)
Conference .....	Mid-American
President .....	Dr. Gary L. Miller
Director of Athletics .....	Larry Williams
Senior Associate AD .....	George Van Horne
Sr Associate AD/SWA .....	
Faculty Athletics Representative .....	Dr. Matthew Juravich
Athletic Dept. Phone: .....	(330) 972-7080
Ticket Office Phone: .....	1-888-99-AKRON

## JAMES A. RHODES ARENA

Capacity .....	5,500
Opened .....	December 3, 1983
.....	W, 78-74 over Eastern Michigan
Seating .....	2,09 arm-chair seating
.....	3,404 bleacher-style seating
Record at Rhodes Arena .....	430-130 (.763) - 36 Seasons
Record under John Groce .....	50-9 (4th Season)
Press Row Phone .....	(330) 374-8771

## PROGRAM HISTORY

Seasons of Basketball .....	Entering 120th
First Season of Basketball .....	1901-02
Seasons of Division I Basketball .....	Entering 40th
First Season of Division I Basketball .....	1980-81
All-Time Record .....	1,646-1,045 (.610)
All-Time Division I Record .....	687-525 (.562)
All-Time MAC Record .....	272-227 (.534) 28 seasons
MAC Tournament Titles .....	3 (2009, 2011, 2013)
MAC Regular Season Titles .....	5 (2012, 2013, 2016, 2017, 2020)
NCAA Tournament Appearances .....	13
NCAA DI Tournament Appearances (Yrs) .....	4 (1986, 2009, 2011, 2013)
NIT Appearances (Yrs) .....	7 (1987, 1989, 2006, 2008, 2012, 2016, 2017)
CBI Appearances (Yrs) .....	1 (2010)
CIT Appearances (Yrs) .....	1 (2014)

## GoZips.com

Twitter .....	@ZipsMBB   @JohnGroce   @AkronZips
Facebook .....	Facebook.com/ZipsMBB   /AkronZips
Instagram .....	@ZipsMBB
YouTube .....	YouTube.com/ZipsAthletics

## ATHLETICS COMMUNICATIONS

**Brian Dennison** (Men's Basketball Contact)  
Assistant Director for Communications  
(330) 972-6292 office | (330) 962-0366 cell  
bld2@uakron.edu

**Sean Palchick** (Women's Basketball Contact)  
Associate Director of Athletics Communications  
Office Phone: (330) 972-2677  
Email: spalchick@uakron.edu

## WHAT'S AHEAD

The Akron Zips are riding a four-game winning streak and have won 10 of its last 11 games, including a 5-1 showing on the road as Akron travels to Athens, Ohio to battle the Ohio Bobcats on Tuesday, Feb. 23 at OU Convocation Center. Tipoff is scheduled for 2 p.m. and the game will be broadcast on ESPN3.

The Zips' radio broadcast will air on the Akron-IMG Sports Network WHLO 640 AM with Dave Skoczen and Joe Dunn calling the action. The pregame show starts 30 minutes prior to the contest. The free audio stream is available at iHeart Radio and Tuneln.com/Akron Zips. Fans can also follow the action on GoZips.com via Live Stats.

## THE AKRON-OHIO SERIES

Tuesday's game marks the 86th meeting in series history between Akron and Ohio, and eighth meeting for a Groce coached UA squad. Groce owns a 5-2 record against his former team. The Zips are 3-2 against the Bobcats in the MAC Tournament.

Akron holds an all-time 45-40 series advantage. The Zips have won 14 of the last 20 meetings, and Akron is 27-13 against the Bobcats in Akron, winning 16 of the last 19 meetings at Rhodes Arena, including a 90-70 win earlier this season (Dec. 22, 2020). Akron also posted a 74-67 win on March 3, 2020. Ohio's last win in the series was at the JAR during the 18-19 season, 73-49 (3/2/19).

The Zips are 15-25 against OU in Athens, winning five of the last eight meetings at the Convocation Center, including an 88-86 win last season. The Zips dropped two meetings in 2017-18 by scores of 99-75 (2/6/18) Rhodes Arena and 85-70 (2/4/17) at the Convocation Center.

## SCOUTING THE BOBCATS

Ohio enters the second meeting of the series with a 11-6 overall record and 7-4 in MAC play this season. Ohio is 6-2 (4-2 MAC) at home, 3-4 (3-2 MAC) on the road and 2-0 in neutral site games.

Ohio has five players averaging double figures in points led by Jason Preston with 16.4 points per game. Preston is shooting 51.5 percent from the floor with 87 made field goals on 169 attempts. From long distance, he has buried a 19 triples while shooting at a 35.8 percent clip. Preston adds a team-best 96 assists and 17 steals. He grabs 7.2 rebounds per game (94 rebs).

Dwight Wilson follows with 15.6 points per game. He is shooting 69.3 percent from the floor (115-of-166) and leads the squad in field goals made and rebounds 129 (7.6 per game). Ben Vander Plas is third in scoring with 12.8 points per game and averages 5.5 rebounds per game (93 rebs) with 59 assists and team-highs in steals (25) and blocked shots (12). Vander Plas has made a second-best 34 long-distance buckets while shooting 42.8 percent from the floor and 34.3 percent from deep.

Ben Roderick and Lunden McDay round out the double-digit scoring with 11.5 and 10.2 points per game, respectively. Roderick has knocked down a team-high 39 3-pointers (39-of-96; .406). He adds 14 assists and 10 steals, while McDay buried 19 triples with 22 assists and 13 steals.

Defensively, Ohio limits its opponents to 68.2 points per game on 40.7 percent shooting from the floor and 28.1 percent from 3-point range, allowing 5.7 long distance strikes per night. The Bobcats caused 102 turnovers (17.0 to/g) with 46 steals (7.7 stl/g). Ohio outrebounds the opponent by a +4.2 margin. The opponents snagged 195 (32.5) total boards compared to the 220 (36.7) total rebounds secured.

## AKRON IN THE MAC

Akron opened 2020-21 MAC play with a 90-70 win over Ohio and followed with a 66-62 win over rival Kent State, before falling to Eastern Michigan, 71-59, and Northern Illinois, 67-65. Akron bounced with a six-game winning streak, knocking off the top-ranked Toledo Rockets in overtime, 95-94, the top-ranked Bowling Green Falcons for the first road win, 69-57, the Central Michigan Chippewas, 81-67, the Western Michigan Broncos, 79-68, the rematch against Eastern Michigan, 86-65 and Ball State, 74-42. The Rockets ended the Zips consecutive game win streak, 91-76, but the Zips bounced back with a rivalry sweep of the Kent State Golden Flashes, 72-61, a win over Miami, 83-76 - both on the road. The Zips avenged a loss to NIU with an 81-76 victory and defeated Ball State, 88-79, on the road to extend a new winning streak to four games.

The Zips are 12-3 in the MAC under the new conference format without divisions (new in 2020-21). Akron is 74-19 (.795) at home in league play since the start of the 2011 MAC schedule. UA has seen a ton of success in league play since the start of the 2004-05 season, and is 195-92 overall (.669), including a 120-25 mark in MAC play at home (.822). The Zips' 195 wins are the most in the league during that stretch. The Zips have won 112 of their last 160 MAC games (.685). Previously, the Zips posted a 59-36 mark (.617) in the last 95 games against the MAC East dating back to the start of the 2012 league schedule. Akron is 6-3 against the MAC East at the conference tournament during that stretch. Akron is 112-53 in the regular season against the West Division (.679), including winners of 55 of the last 72 regular-season games since divisional play began during the 1997-98 season.



## 1,000 CAREER POINT CLUB

Rk.	Pts.	(Games)
1.	2,583	Joe Jakubick, 1980-84 (108)
2.	2,028	Len Paul, 1969-73 (107)
3.	1,810	Eric McLaughlin, 1985-89 (115)
4.	1,657	John Britton, 1975-79 (91)
5.	1,630	Bill Turner, 1962-67 (106)
6.	1,577	Jimmal Ball, 1997-2000 (107)
7.	1,491	Romeo Travis, 2004-07 (122)
8.	1,451	<b>Loren Cristian Jackson, 2018-21 (82)</b>
9.	1,445	Don Williams, 1963-67 (107)
10.	1,442	Alex Adams, 1959-61 (85)
11.	1,437	Bob Smith, 1964-68 (102)
12.	1,425	Mike Harkins, 1951-56 (65)
13.	1,415	Mark Alberts, 1988-93 (106)
14.	1,413	Shawn Roberts, 1985-89 (117)
15.	1,377	Darryl Peterson, 2002-06 (122)
16.	1,374	Isaiah Johnson, 2013-2017 (136)
17.	1,319	Jim Fenton, 1951-54 (66)
18.	1,283	Jami Bosley, 1998-2000 (75)
19.	1,265	Zeke Marshall, 2010-13 (138)
20.	1,259	Jimond Ivey, 2015-2019 (133)
21.	1,258	Fritz Nagy, 1943-47 (63)
22.	1,229	Fred Golding, 1955-59 (97)
23.	1,217	Bob Whaley, 1956-60 (99)
24.	1,215	George Phillips, 1996-2000 (109)
25.	1,210	Jerry Sloan, 1964-68 (100)
26.	1,193	Climon Lee, 1957-61 (95)
27.	1,190	Derrick Tarver, 2003-04 (55)
28.	1,185	Anthony Buford, 1987-90 (80)
29.	1,158	Nikola Cvetinovic, 2009-12 (141)
30.	1,152	Ray Pryear, 1955-59 (91)
31.	1,151	Jeremiah Wood, 2004-08 (101)
32.	1,147	Daniel Utomi, 2015-2019 (97)
33.	1,143	Ryan Andrick, 1996-2000 (102)
34.	1,142	Brett McKnight, 2007-11 (125)
35.	1,136	Andy Hipsher, 2000-04 (120)
36.	1,120	Cedrick Middleton, 2005-08 (130)
37.	1,108	Marcel Boyce, 1985-87 (59)
38.	1,091	Demetrius Treadwell, 2012-2014 (96)
39.	1,087	Nick Dials, 2006-08 (101)
40.	1,086	Larry Jenkins, 1970-74 (75)
41.	1,055	Bobby Walker, 1946-50 (75)
42.	1,046	Dru Joyce, 2004-07 (123)
43.	1,041	Hank Vaughn, 1946-50 (75)
44.	1,023	Nate Linhart, 2006-09 (134)
45.	1,019	Antino Jackson, 2014-2017 (106)
46.	1,013	Sam Serves, 1942-47 (94)

### STATISTICALLY IN THE NCAA...

The Zips are No. 86 in the NCAA NET Rankings. Statistically, Akron ranks in the NCAA Top 100 in 15 categories...

13th	3Pt. FG per Game (10.1)
25th	Win-Loss Percentage (77.8)
33rd	Scoring Offense (79.3)
39th	Free Throw Percentage (75.9)
41st	3Pt Field Goal Defense (30.5)
43rd	Def. Rebs per Game (27.78)
44th	3Pt Field Goal Made (182)
49th	Scoring Margin (+9.4)
52nd	Rebounds per Game (38.4)
55th	3Pt Field Goal Attempts (519)
63rd	Rebound Margin (+4.2)
68th	Field Goal Percentage (46.1)
90th	Assist Turnover Ratio (1.15)
92nd	Turnovers per Game (12.3)
99th	Fewest Turnovers (221)
106th	Assists per Game (14.2)
110th	3Pt FG Percentage (35.1)

### THE POLLS - ZIPS RANK IN MID-MAJOR TOP 25 POLL

Akron basketball returned to the The CollegeInsider.com Mid-Major Top 25 Poll on Feb. 1, 2021 the Zips entered the poll at No. 18. after winning six-straight games all against league opponents, and now the Zips rank No. 12. Last season, the Zips finished with their best ranking at No. 12 (2/24/20) and Akron received one vote for the AP Poll on Jan. 27 and Jan. 13 of 2020.

The Zips rank No. 86 in the NCAA NET Rankings. In the Ken Pom rankings, Akron is currently 91st overall and owns the second-best defensive efficiency rating in the MAC (100.0) and stands 134th in the NCAA (100.9). The Zips rank second in the MAC in offensive efficiency according to Ken Pom (111.2) and 68th in the NCAA (110.0).

### THE LAST MEETING

Every time the Ohio Bobcats thought they had the answer, the Akron Zips changed the question, befuddling the visitors and earning a resounding 90-70 win in their Mid-American Conference opener on Tuesday afternoon at James A. Rhodes Arena.

Junior guard Bryan Trimble, Jr. (Kansas City, Mo.) led Akron with a season-best 22 points on 6-of-6 shooting from long distance, while senior guard Loren Cristian Jackson (Chicago, Ill.) added 21 points and eight assists. In a well-balanced offensive effort, senior guard Maishe Dailey (Beachwood, Ohio) tallied 16 points and senior forward Camron Reece (Oakland, Calif.) banked 10 points and eight rebounds.

Akron torched the nets all afternoon long, burying the Bobcats under an avalanche of 3-pointers as they sank 14-of-25 shots (56 percent) from long distance and shot a sparkling 63.6 percent from the field overall. Each time Ohio looked to make a run, the Zips (3-1, 1-0 MAC) quickly countered with a big shot. Leading the long-range shooting brigade were Trimble, Jackson and Dailey who combined to make 14 of their 20 combined triples on the day.

Additionally, the Zips dominated in the rebounding battle, besting Ohio 37-25 and outscoring the Bobcats 40-32 on points in the paint.

Trimble, Jackson and Dailey countered time and again with a three after a small Ohio scoring run, allowing Akron to maintain a double-digit lead throughout the second half. The margin reached as high as 25 late in the game, helping the hosts make an emphatic statement in their first MAC contest of the campaign.

The Zips surged out of the gate, building an early 11-2 lead behind stifling defense and 3-pointers by Jackson and Trimble. Ohio steadily inched its way back into the game behind the inside-outside play of junior guard Jason Preston, with the two sides settling into a hard-fought defensive battle in which baskets were at a premium for much of the opening 20 minutes.

With the game played mostly in the half court and at a slower pace early on, possessions were few and Akron's 62.1-percent shooting - including 7-of-15 shooting from beyond the arc - in the half gave the Zips a decided edge. They also controlled the glass as sophomore forward Enrique Freeman (Cleveland, Ohio) followed up his 20-point, 20-rebound effort from the team's most recent game by snaring five rebounds and blocking two shots before intermission.

Buoyed Freeman's post presence, the Akron defense held Ohio to 13 first-half field goals and out-rebounded the Bobcats 18-10. Following their strong start, the Zips built their edge to as many as 13 points (44-31) and never trailed in the half.

Preston led the Bobcats (4-3, 0-1 MAC) with 16 points and senior forward Dwight Wilson contributed 11 points in defeat.

### WALK-ON TO A STARTING ROLE - ENRIQUE FREEMAN

Starting forward sophomore Enrique Freeman (Cleveland, Ohio) is a walk-on player that joined the Zips for the 2019-20 season. He is on a full academic scholarship and spent the 2018-19 year completely focused on his academics. During his second year on campus he walked into the gym for walk-on tryouts. Groce and staff added him to the team, and Freeman quickly adjusted to the role of student-athlete. He appeared in seven games last season, scoring five total points with a 1-of-1 showing from the floor and 3-of-4 effort from the free throw line. He grabbed four rebounds and had one block. In the offseason, Freeman put on 20 pounds with workouts and eating habits.

This season he has appeared in all 18 games with 15 starting appearances. Against Malone, he had a career showing with 22 points and 21 rebounds. That effort stands as the most rebounds by an Akron player since 1985.

Currently, he is fourth in scoring for the Zips with 8.0 points per game (144 pts) and leads the squad on the glass with 9.1 rebounds per game (163 rebs). He has three double-doubles and is leading the MAC in field goal percentage (.744, 61-of-82), defensive rebounds (6.6 - 119), rebounding (9.1 - 163) and blocked shots (1.7 - 30) and 7th in offensive rebounds (2.4 - 44). In addition, he ranks No. 34 in the NCAA in defensive rebounds, No. 41 in rebounds per game, No. 61 in total rebounds and 68th in blocked shots.





## AKRON'S RECORD WHEN...

At home	9-0
On the road	5-3
Neutral	0-1
Playing on National TV	5-0
In overtime	1-0
In games decided by 1-2 points	1-1
In games decided by 3-5	1-0
In games decided by 6-10 points	4-1
In games decided by 11-20 points	6-2
In games decided by 21 or more	2-0
Scoring First	9-2
Leading at half	6-0
Tied at half	0-0
Trailing at half	7-4
Leading with 10:00 remaining	11-0
Trailing with 10:00 remaining	3-3
Tied with 10:00 remaining	0-1
Leading with 5:00 remaining	13-0
Trailing with 5:00 remaining	1-4
Tied with 5:00 remaining	0-0
UA shoots 50% or better	5-0
UA shoots less than 50%	9-4
UA shoots better than opponent	11-0
UA shoots worse than opponent	3-4
UA shoots the same FG% as opponent	0-0
Opponent shoots 50% or better	1-1
UA out-rebounds opponent	10-4
Opponent out-rebounds UA	1-0
Rebounds are tied	3-0
UA shoots 70% or better at FT line	11-3
UA has more FT attempts	9-1
Opponent has more FT attempts	5-3
FT attempts are tied	0-0
UA shoots 40% or better from 3-point	8-0
UA shoots under 40% from 3-point	6-4
UA has more turnovers than opponent	6-2
UA has less turnovers than opponent	6-2
Turnovers are tied	2-0
UA scores 90-plus points	4-0
UA scores 80-89 points	5-0
UA scores 70-79 points	3-2
UA scores 60-69 points	2-1
UA scores 50-59 points	0-1
UA scores 49 or less points	0-0
Opponent scores 90-plus points	1-0
Opponent scores 80-89 points	1-1
Opponent scores 70-79 points	4-1
Opponent scores 60-69 points	5-1
Opponent scores 50-59 points	1-0
Opponent scores 49 or less points	2-0

## AKRON STREAKS...

Current Streak	Won 4
Home Court Streak	Won 14
Road Streak	Won 3
Neutral Court Streak	Lost 1
Last 5 Games	4-1
Last 10 Games	9-1

## AKRON BY MONTH...

November	0-0
December	3-1
January	7-2
February	4-1
March	0-0

## AKRON BY DAY OF THE WEEK...

Sunday	0-0
Monday	0-0
Tuesday	4-3
Wednesday	0-0
Thursday	1-0
Friday	4-0
Saturday	5-1

## LCJ - ACTION JACKSON

Jackson leads the MAC in scoring with 20.9 points per game and is second in the MAC assists with 6.7 per game. Jackson has scored 376 total points on 42.0 percent (118-of-281) shooting from the field and 33.3 percent (42-of-126) from beyond the 3-point arc with five 30-plus point performances. His five 30-point games ranks second in the NCAA behind Iowa's Luka Garza's six 30-plus point efforts. Jackson notched three double-doubles in points and assists this season and ranks third in the league in free throw percentage (87.5; 98-of-112).

Jackson currently ranks 8th all-time in scoring at Akron with 1,451 points in 82 games played. For his career Jackson has scored 1,647 points and dished out 412 assists which ranks 8th among active players in the NCAA. He is the only player (NCAA) this year to average 20+ points and 6+ assists per game.

In the national rankings, Jackson ranks **9th** assists per game (6.7), **14th** points per game (20.9), **14th** total assists (120), **17th** free throws made (98), **37th** free throw percentage (87.5), **45th** total points (376), **58th** field goals attempted (281), **127th** 3-point field goals per game (2.33), **79th** minutes per game (34:46), **83rd** assist turnover ratio (2.14), **100th** field goals made (118), **45th** free throw attempts (112), **97th** 3-point field goal attempts (126) and **159th** 3-point field goals made (42).

## HIGH MAJOR PLAYERS

The Zips have three players from high-major schools that are making an impact in 2021. Junior **Bryan Trimble, Jr.** (St. Johns) averages a second-best 13.4 points per game and leads the team from beyond the 3-point arc, connecting with 65 triples out of 80 field goals made. He leads the MAC and No. 4 in the NCAA with 3.6 trifectas made per game. Trimble shoots 41.9 percent from long distance, ranking 6th in the MAC and 30th in the NCAA. He is 65-of-155 from deep, ranking 14th (3FGM) and 23rd (3FGA).

Senior **Maishe Dailey** (Iowa) adds 6.4 points per game with 21 made 3-pointers. Dailey is third in rebounds (63), grabbing 3.5 per game while dishing out 1.6 helpers for 29 total assists.

**Michael Wynn** (Wake Forest) has been making an impact offensively and defensively. He scored eight points and grabbed four rebounds against EMU. He knocked down a crucial 3-pointer that sparked the Zips' run to put away the eagles. He followed with a season-high 10-point performance against Ball State, shooting a perfect 4-of-4 from the field and 2-of-2 from deep and the charity stripe.

## JACKSON NAMED TO LUTE OLSON AND LOU HENSON PLAYER OF THE YEAR WATCH LIST

Senior Loren Cristian Jackson (Chicago, Ill.) was named to a pair of mid-season watch lists, appearing on the Lute Olson National Player of the Year Award and Lou Henson National Player of the Year Award lists, CollegeInsider.com. On Jan. 4, Jackson garnered the Lute Olson National Player of the Week accolades, placing him in the conversation for the Lute Olson National Player of the Year Award. Jackson is one of 35 players mentioned for early consideration for national player of the year honors. In addition, Jackson made his second appearance on the Lou Henson National Player of the Year Award watch list in 2020-21, which is presented annually to the top mid-major player in division I college basketball. Jackson appeared on the preseason Lou Henson list after being named a finalist in the 2019-20 voting and earning Lou Henson All-America Team honors. Jackson is one of three players in the Mid-American Conference to receive recognition this season, and one of 40 players in division I basketball. Joining Jackson on the list in the MAC were Toledo's Marreon Jackson and Bowling Green's Justin Turner.

## HOME SWEET HOME

Akron is riding an 14-game homecourt winning streak, including a 9-0 start to the season. The Zips own a 429-130 (.766) all-time record at Rhodes Arena. In the last 16 seasons, Akron has posted a 223-34 (.866) record at the JAR. Under coach Groce Akron is 50-9 (.839) at home. Akron went 12-4 at Rhodes Arena in Groce's first year as head coach and followed with a 14-3 effort. The Zips went 15-2 at home last year en route to the regular season MAC Championship. Groce became the third Akron coach since 1940 to win his first six home games in the first season as head coach. The Zips rattled off seven straight wins at the JAR before falling in the MAC home opener to Buffalo. The Zips set the all-time longest home winning streak record at Rhodes Arena with 30 consecutive wins during the 2015-17 seasons, replacing the 26-game run the Zips made during the 1985-87 seasons under head coach Bob Huggins. The streak ranked No. 2 in the NCAA.

## UP NEXT

The Akron Zips will be back on national television and returns to James A. Rhodes Arena on Friday, Feb. 26 as the Bowling Green Falcons travel to Akron. The CBS Sports Network game is scheduled to tip-off at 7 p.m. Fans can follow the action on 640 WHLO AM or GoZips.com.



### WHAT IS A ZIP?

• One of the unique nicknames in collegiate athletics belongs to The University of Akron.

• Originally Zippers, athletic director Kenneth "Red" Cochrane officially shortened the nickname to the Zips in 1950. Twenty-five years earlier a campus-wide contest had been conducted to choose a nickname for the University's athletics teams.

• Suggestions submitted by students, faculty, and alumni included GoldenBlue Devils, Tip Toppers, Rubbernecks, Hillbillies, Kangaroos, and Cheveliers.

• The winner, freshman Margaret Hamlin, received a prize of \$10 for Zippers, a \$6 pair of rubber overshoes and a brand name of the BF Goodrich Company.

• The evolution of Zippy, UA's mascot, began 40 years ago when the student council decided the University needed a mascot.

• "Zippy" the kangaroo was officially declared the school's mascot on May 1, 1953. The first known printed reference to the mascot as "Zippy" was a 1965 Zip football press brochure. The Buchtelite's first use of the name "Zippy" came Sept. 24, 1965, in an identification of a photo of the cheerleaders listing "Mascot - 'Zippy' - Charles Huettner."

• In 2007, Zippy was named the Capital One National Mascot of the Year.

### AKRON BLUE AND GOLD University of Akron Fight Song

We cheer the Akron Blue and Gold;  
We cheer as the colors unfold.  
We pledge anew we're all for you;  
As the team goes crashing through,  
FIGHT! FIGHT!

We cheer the Akron warriors bold;  
For a fight that's a sight to behold.  
So we stand up, and cheer and shout  
For the Akron Blue and Gold.

Zzip! Zip go the Zippers!  
Zzip! Zip go the Zippers!  
Akron true Gold and Blue,  
All for you and the Zippers, too!

### ZIPS LIVE

Zips LIVE, presented by Lee Hyder and Associates, is Akron's radio show airing live from the Spaghetti Warehouse (510 South Main Street) with men's basketball head coach John Groce and women's basketball head coach Melissa Jackson and host Bill Morgan. The weekly hour-long radio show covering Zips Athletics airs locally on Akron-IMG Sports Network flagship WHLO 640 AM. Podcasts are available on GoZips.com and iHeart Radio.

### ZIPS BASKETBALL WEEKLY WITH... JOHN GROCE

Zips Basketball Weekly with John Groce presented by Wentz Financial Group is Akron's weekly television show, airing Tuesday nights at 7 PM on SportsTime Ohio with head coach John Groce and host Joe Dunn. Watch replays on www.GoZips.com.

### HOME SWEET HOME

The Zips own a 428-130 (.763) all-time record at Rhodes Arena. In the last 16 seasons, Akron has posted a 222-34 (.863) record at the JAR. Under coach Groce Akron is 49-9 (.816) at home. Akron went 12-4 at Rhodes Arena in Groce's first year as head coach and followed with a 14-3 effort. The Zips went 15-2 at home last year en route to the regular season MAC Championship. Groce became the third Akron coach since 1940 to win his first six home games in the first season as head coach. The Zips rattled off seven straight wins at the JAR before falling in the MAC home opener to Buffalo. The Zips set the all-time longest home winning streak record at Rhodes Arena with 30 consecutive wins during the 2015-17 seasons, replacing the 26-game run the Zips made during the 1985-87 seasons under head coach Bob Huggins. The streak ranked No. 2 in the NCAA.

### STARTING THE SEASON OFF RIGHT

The Zips are 74-46 (.610) all-time in season openers with a 60-12 (.829) home record and 14-34 (.292) on the road. Since the 2004-05, UA is 12-5 (.667) when opening the season, standing 9-1 (.875) at home, 3-4 (.429) on the road and 4-0 (1.000) under head coach John Groce. In addition, Akron owns a 98-21 (.822) home-opening record and 33-4 (.888) at Rhodes Arena. The Zips have been winners in the last 18-of-19 home opening games. Akron is 18-8 in MAC openers, 10-1 at home since joining the league in 1992. Over the last 15 seasons, the Zips are 11-4 in MAC openers and 7-1 at home. Akron has won the last 7-of-8 MAC openers.

### BEST START TO A SEASON

The 2015-16 Akron Zips started the season with a 3-0 winning streak. The three consecutive wins to open the season marks the best start in the Division I era of Akron men's basketball history. In addition, the 13-2 start was the best opening to a season in Akron basketball's Division I era, while the Zips win over the Arkansas Razorbacks marked the fifth consecutive season the Zips posted a win over a Power Five Conference opponent.

### GROCE DEBUTS WITH A WIN

Zips' head coach John Groce has spent over two decades on the sidelines of a basketball court as a coach and enters his 11th season as the lead man, and second at Akron. On April 6, 2017, Groce was named the 22nd head coach in Akron Basketball history.

On Nov. 11, 2017, Groce and the Zips accomplished something that has only been done 10 times in Akron's history, debuting a coaching career with a win. Akron defeated Cleveland State 67-57 in Groce's Akron coaching debut to become the first coach since the 1984-85 season to win their initial game.

In fact, the last coach to start his Akron career with a win was Bob Huggins during the 1984-85 season against Western Illinois, 64-57. Prior to Huggins, six coaches were unsuccessful in accomplishing that feat since Thomas Dowler did so in 1939-40 against Franklin, 34-25.



### SCORE UPDATE AKRON ZIPS KENT STATE 2.0 2.0

AKRON ZIPS	SPORT	KENT STATE
0.0	VOLLEYBALL	1.0
	WOMEN'S SOCCER	
1.0	WOMEN'S CROSS COUNTRY	0.0
0.0	FOOTBALL	1.0
1.0	WOMEN'S BASKETBALL	
	MEN'S BASKETBALL	
	WOMEN'S INDOOR TRACK	
	MEN'S INDOOR TRACK	
	WOMEN'S GOLF	
	SOFTBALL	
	BASEBALL	
	WOMEN'S OUTDOOR TRACK	
	MEN'S OUTDOOR TRACK	

According to legend, the "Wagon Wheel" trophy traces its beginnings to the spring of 1870 when Akron industrialist John R. Buchtel set out for the town of Kent in search of a site to establish a college. In the muddy Ohio fields, however, his wagon became bogged down in the area where Kent State University is currently located. When horses pulled the wagon, a wheel came loose and became buried until it was discovered in 1902 during the construction of a pipeline along the Western Reserve Trail.

The wheel eventually fell into the possession of Dr. Raymond Manchester, who as the Kent State Dean of Men in 1945, suggested the local historic artifact be offered as the trophy to the winner of the annual Akron-Kent State football game.

Through the 2020 game, Kent holds a 24-25-1 series advantage in Wagon Wheel games. Dating to 1923, Akron leads the all-time series on the gridiron, 35-26-2.





## Ken Pomeroy NCAA Rankings

### Scouting Report

Data through games of Monday, February 22

☐ Conference only

Category	Offense	Defense	D-I Avg
Adj. Efficiency	110.0 68	100.9 134	102.9
Adj. Tempo	69.0 126		68.1
Avg. Poss. Length	17.1 155	17.4 201	17.2
Four Factors			
Effective FG%	54.2 37	48.3 95	50.2
Turnover %	18.1 119	17.3 275	19.1
Off. Reb. %	29.2 139	26.7 128	28.0
FTA/FGA	31.4 178	26.1 46	31.7
Miscellaneous Components			
3P%	35.4 96	31.1 53	33.8
2P%	55.2 29	49.2 151	49.8
FT%	75.5 46	73.2 268	70.9
Block%	7.7 93	8.1 189	8.8
Steal%	7.7 58	7.0 305	9.1
Non-Stl TO%	10.3 210	10.2 133	10.0
Style Components			
3PA/FGA	48.8 9	35.3 107	37.5
A/FGM	51.3 190	45.8 53	52.1
Point Distribution (% of total points)			
3-Pointers:	39.3 19	28.5 246	31.0
2-Pointers:	42.8 336	55.0 44	50.7
Free Throws:	17.9 198	16.5 265	18.3
Strength of Schedule			
Components:	104.8 126	103.5 177	102.9
Overall:	+1.34 144		0.00
Non-conference:	+16.59 10		0.00
Personnel			
Bench Minutes:	32.2% 151		31.4%
Experience:	1.94 yrs 108		1.75
Minutes Continuity:	39.8% 237		46.0%
Average Height:	75.6" 327		76.9"
2-Foul Participation:	18.3% 190		22.9%

## 2020-21 AWARDS AND HONORS

### Mid-Season Player of the Year Watchlist

Lute Olson and Lou Henson  
Loren Cristian Jackson, Senior, G, Akron

### Lute Olson National Player of the Week

Loren Cristian Jackson - Jan. 4

### MAC Player of the Week

Loren Cristian Jackson - Jan. 4  
Loren Cristian Jackson - Dec. 28

### MAC Men's Basketball Preseason Coaches Poll

1. Bowling Green (8) - 132 points
2. Ohio (1) - 117 points
3. Akron (2) - 115 points
4. Buffalo - 109 points
5. Ball State - 104 points
6. Toledo (1) - 93 points
7. Kent State - 65 points
8. Eastern Michigan - 57 points
9. Miami - 48 points
10. Northern Illinois - 43 points
11. Central Michigan - 40 points
12. Western Michigan - 13 points

### MAC Tournament Champion: Bowling Green (4), Akron (2), Ball State (1), Buffalo (1), Eastern Michigan (1), Kent State (1), Miami (1), Toledo (1)

### Preseason All-MAC First Team

Loren Cristian Jackson, Senior, G, Akron  
Justin Turner, Grad, G, Bowling Green  
Jayvon Graves, Senior, G, Buffalo  
Jason Preston, Junior, G, Ohio  
Marreon Jackson, Senior, G, Toledo

### Preseason All-MAC Second Team

Ishmael El-Amin, Senior, G, Ball State  
Daegwon Plowden, Senior, F, Bowling Green  
Josh Mballa, Junior, F, Buffalo  
Danny Pippen, Senior, F, Kent State  
Ben Vander Plas, R-Junior, F, Ohio

### Preseason Lou Henson Player of the Year Watchlist

Loren Cristian Jackson, Senior, G, Akron

## Ken Pomeroy MAC Rankings

### Scouting Report

Data through games of Monday, February 22

☒ Conference only

Category	Offense	Defense	D-I Avg
Efficiency	111.2 2	100.0 2	102.9
Tempo	69.2 9		68.1
Avg. Poss. Length	17.1 6	17.5 11	17.2
Four Factors			
Effective FG%	54.8 2	48.4 4	50.2
Turnover %	17.8 6	17.6 8	19.1
Off. Reb. %	29.1 6	26.7 3	28.0
FTA/FGA	31.1 3	24.9 2	31.7
Miscellaneous Components			
3P%	36.7 2	32.1 5	33.8
2P%	54.6 3	48.5 3	49.8
FT%	74.0 6	73.5 7	70.9
Block%	7.7 8	8.6 4	8.8
Steal%	7.5 4	6.9 10	9.1
Non-Stl TO%	10.2 9	10.7 2	10.0
Style Components			
3PA/FGA	48.5 1	36.3 2	37.5
A/FGM	51.9 5	45.5 3	52.1
Point Distribution (% of total points)			
3-Pointers:	40.2 1	30.4 9	31.0
2-Pointers:	42.4 12	53.7 1	50.7
Free Throws:	17.4 6	15.9 8	18.3
Strength of Schedule			
Components:	104.8 126	103.5 177	102.9
Overall:	+1.34 144		0.00
Non-conference:	+16.59 10		0.00
Personnel			
Bench Minutes:	32.2% 151		31.4%
Experience:	1.94 yrs 108		1.75
Minutes Continuity:	39.8% 237		46.0%
Average Height:	75.6" 327		76.9"
2-Foul Participation:	18.3% 190		22.9%

## 2019-20 REVIEW

	Overall	Home	Away	Neutral
2019-20 Record	24-7	15-2	8-4	1-1
2019-20 MAC Record	14-4	7-2	7-2	0-0
2019-20 Non-Conference	10-3	8-0	1-2	1-1

### 2020 Mid-American Conference Champions

2020 Coach of the Year: John Groce

2020 MAC Player of the Year: Loren Cristian Jackson

MAC Finish 1st/1st (East/Overall)/No. 1 Seed in Tournament

Mid-American Conference Tournament Results: Canceled Due to COVID-19





## MAC STANDINGS

TEAM	MAC	OVERALL	STREAK
Toledo	13-3	18-6	W2
<b>Akron</b>	<b>12-3</b>	<b>14-4</b>	<b>W4</b>
Kent State	11-4	14-5	W4
Ohio	7-4	11-6	W4
Buffalo	7-5	9-7	L1
Bowling Green	8-7	12-9	W2
Miami	6-7	9-9	W1
Ball State	5-8	7-11	L2
Western Michigan	3-9	4-13	L2
Central Michigan	2-9	6-12	L5
Eastern Michigan	1-8	4-9	L5
Northern Illinois	1-9	2-13	L4

## MAC TEAM STATISTICS

	Rank	Stat/G
Scoring Offense	4th	79.3
Scoring Defense	2nd	69.9
Scoring Margin	1st	+9.4
Free Throw %	5th	.759
Field Goal %	2nd	.461
Field Goal Defense	5th	.428
3-point %	3rd	.351
3-point Defense	5th	.305
3-pointers Made	2nd	10.1
Offensive Rebounds	7th	10.6
Defensive Rebounds	2nd	27.8
Assists	5th	14.2
Turnover Margin	8th	+0.2
Assist/Turnover Ratio	5th	1.2
Blocked Shots	4th	3.1
Steals	10th	5.2

## MAC INDIVIDUAL STATISTICS

	Player	Rank	Stat/G
Scoring	Jackson	1st	20.9
	Trimble, Jr.	20th	13.4
Rebounding	Freeman	2nd	9.1
Field Goal %	Freeman	1st	.744
Assists	Jackson	2nd	6.7
Free Throw %	Jackson	4th	.875
Steals	-	-	-
3-Point %	Trimble, Jr.	6th	.419
	Ali	11th	.397
	Jackson	26th	.333
3-Pointers Made	Trimble, Jr.	1st	3.6/65
	Jackson	8th	2.3/42
Blocked Shots	Freeman	1st	1.7/30
Assist/TO Ratio	Jackson	6th	2.14
Offensive Reb.	Freeman	7th	2.4/44
Defensive Reb.	Freeman	1st	6.6/119
Minutes	Jackson	2nd	34.7

## USA TODAY COACHES POLL

RK	SCHOOL	REC	PTS	PR
1	GONZAGA (60)	22-0	1,596	1
2	BAYLOR (4)	17-0	1,540	2
3	MICHIGAN	16-1	1,472	3
4	OHIO STATE	18-5	1,370	4
5	ILLINOIS	16-5	1,356	5
6	ALABAMA	18-5	1,196	8
7	OKLAHOMA	14-5	1,150	9
8	VILLANOVA	14-3	1,132	10
9	IOWA	17-6	1,088	11
10	WEST VIRGINIA	15-6	1,014	13
11	FLORIDA STATE	13-3	967	16
12	HOUSTON	18-3	921	6
13	CREIGHTON	16-5	836	14
14	TEXAS	13-6	730	12
15	VIRGINIA	15-5	690	7
16	VIRGINIA TECH	14-4	545	18
17	KANSAS	17-7	532	23
18	TEXAS TECH	14-7	477	15
19	S. CALIFORNIA	18-4	423	17
20	ARKANSAS	17-5	346	24
21	LOYOLA CHICAGO	19-4	288	22
22	SAN DIEGO STATE	17-4	222	25
23	WISCONSIN	16-8	200	21
24	MISSOURI	14-6	149	20
25	TENNESSEE	15-6	145	19

## ASSOCIATED PRESS (AP) POLL

RK	SCHOOL	REC	PTS	PR
1	GONZAGA (60)	22-0	1,596	1
2	BAYLOR (4)	17-0	1,540	2
3	MICHIGAN	16-1	1,472	3
4	OHIO STATE	18-5	1,370	4
5	ILLINOIS	16-5	1,356	5
6	ALABAMA	18-5	1,196	8
7	OKLAHOMA	14-5	1,150	9
8	VILLANOVA	14-3	1,132	10
9	IOWA	17-6	1,088	11
10	WEST VIRGINIA	15-6	1,014	13
11	FLORIDA STATE	13-3	967	16
12	HOUSTON	18-3	921	6
13	CREIGHTON	16-5	836	14
14	TEXAS	13-6	730	12
15	VIRGINIA	15-5	690	7
16	VIRGINIA TECH	14-4	545	18
17	KANSAS	17-7	532	23
18	TEXAS TECH	14-7	477	15
19	S. CALIFORNIA	18-4	423	17
20	ARKANSAS	17-5	346	24
21	LOYOLA CHICAGO	19-4	288	22
22	SAN DIEGO STATE	17-4	222	25
23	WISCONSIN	16-8	200	21
24	MISSOURI	14-6	149	20
25	TENNESSEE	15-6	145	19

## MID-MAJOR TOP 25

RK	SCHOOL	REC	PTS	PR
1	GONZAGA (31)	20-0	775	1
2	BELMONT	22-1	722	2
3	LOYOLA CHICAGO	18-4	716	3
4	DRAKE	20-2	671	4
5	WINTHROP	18-1	612	6
6	BYU	15-5	596	5
7	WRIGHT STATE	17-4	591	9
8	LIBERTY	17-5	543	8
9	TOLEDO	16-6	500	7
10	ABILENE CHRISTIAN	18-3	485	10
11	SAM HOUSTON	16-6	372	13
<b>12</b>	<b>AKRON</b>	<b>12-4</b>	<b>349</b>	<b>19</b>
13	SOUTHERN UTAH	13-3	320	17
14	SOUTH DAKOTA STATE	12-5	309	12
15	UNCG	12-6	291	15
16	FURMAN	13-7	276	11
17	EASTERN KENTUCKY	16-5	229	16
18	TEXAS STATE	15-6	203	24
19	MOREHEAD STATE	16-7	167	18
20	UCSB	14-3	161	NR
21	EASTERN WASHINGTON	10-6	125	NR
22	LOUISIANA	14-7	115	20
23	GEORGIA STATE	9-5	94	24
24	MISSOURI STATE	14-5	86	NR
25	ETSU	12-8	81	23

## NCAA MEN'S BASKETBALL NET RANKINGS


RK	SCHOOL	REC	PR
1	GONZAGA	22-0	1
2	BAYLOR	17-0	2
3	MICHIGAN	16-1	3
4	ILLINOIS	16-5	4
5	IOWA	17-6	5
6	HOUSTON	17-3	7
7	OHIO ST.	18-5	6
8	ALABAMA	18-5	8
9	VIRGINIA	15-5	9
10	VILLANOVA	14-3	10
11	LOYOLA CHICAGO	17-4	11
12	FLORIDA ST.	13-3	12
13	COLGATE	11-1	13
14	TEXAS TECH	14-7	14
15	WEST VIRGINIA	15-6	15
16	KANSAS	16-7	16
17	TENNESSEE	15-6	17
18	SOUTHERN CALIFORNIA		18-4
19			
19	OKLAHOMA	14-5	18
20	WISCONSIN	16-8	23
21	COLORADO	17-7	20
22	BYU	16-5	21
23	TEXAS	13-6	22
24	SAN DIEGO ST.	16-4	26
25	CREIGHTON	16-5	24
<b>86</b>	<b>AKRON</b>	<b>12-4</b>	<b>86</b>
<b>104</b>	<b>OHIO</b>	<b>10-6</b>	<b>107</b>




**TRE EDWARDS**  
R-Freshman • G/W  
Hamilton, Ontario




**LOREN CRISTIAN JACKSON**  
Senior • G  
Chicago, Ill.



**GREG TRIBBLE**  
Sophomore • G  
Cincinnati, Ohio




**MAISHE DAILEY**  
Senior • F  
Beechwood, Ohio




**JERMAINE MARSHALL**  
Sophomore • F  
Birmingham, Ala.




**CAMRON REECE**  
Senior • F  
Oakland, Calif.



**GARVIN CLARKE**  
Senior • G  
Euclid, Ohio



**BRYAN TRIMBLE, JR.**  
Junior • G  
Kansas City, Mo.



**SCOTT WALTER**  
Sophomore • G  
Akron, Ohio



**MIKE WYNN**  
Junior • G  
Albany, N.Y.




**AZIZ BANDAOGO**  
Freshman • C  
Senegal, Africa




**MIKAL DAWSON**  
Sophomore • G  
Huntington, W.Va.



**ALI ALI**  
Sophomore • F  
Kendallville, Ind.



**ENRIQUE FREEMAN**  
Sophomore • F  
Cleveland, Ohio



**TAYLOR CURRIE**  
Sophomore • F  
Clarkston, Michigan



**JOHN GROCE**  
Head Coach



**DUSTIN FORD**  
Associate Head Coach



**ROB FULFORD**  
Assistant Coach



**ROBBY PRIDDEN**  
Assistant Coach



**COLE PITTIS**  
Director of Basketball Operations





## NUMERICAL ROSTER

No.	Name	Pos.	Ht.	Wt.	Yr.	Hometown (High School   Previous School)
0	Tre Edwards	G	6-6	188	R-Fr.	Hamilton, Ontario, Canada (Hamilton Heights Christian Academy   Link Year Prep)
1	Loren Cristian Jackson	G	5-8	150	Sr.	Chicago, Ill. (Victory Rock Prep   Long Beach State)
2	Greg Tribble	G	6-1	192	So.	Cincinnati, Ohio (Winton Woods   Huntington Prep)
3	Maishe Dailey	F	6-7	195	Sr.	Beachwood, Ohio (Beachwood   Iowa)
4	Jermaine Marshall	F	6-6	220	So.	Birmingham, Alabama (Hueytown   Florida Southwestern State)
5	Camron Reece	F	6-7	228	Sr.	Oakland, Calif. (Sheridan College)
11	Garvin Clarke	G	6-0	180	Fr.	Euclid, Ohio (Euclid   Cleveland Heights)
12	Bryan Trimble, Jr.	G	6-2	185	Jr.	Kansas City, Mo. (Sunrise Christian Academy   St. Johns)
14	Scott Walter	G	5-10	173	So.	Akron, Ohio (St. Vincent-St. Mary)
20	Michael Wynn	G	6-6	210	Jr.	Albany, N.Y. (Liberty Heights Athletic Institute   Wake Forest)
21	Aziz Bandaogo	C	7-0	225	Fr.	Senegal, Africa (NBA Academy Africa)
22	Mikal Dawson	G	6-5	220	So.	Huntington, W.Va. (Huntington Prep)
24	Ali Ali	F	6-8	206	So.	Kendallville, Ind. (East Noble)
25	Enrique Freeman	F	6-7	205	So.	Cleveland, Ohio (St. Martin De Porres)
33	Taylor Currie	F	6-8	225	So.	Clarkston, Michigan (Clarkston   Wisconsin)
NA	LePear Toles	G	6-6	195	Jr.	Canton, Ohio (Canton McKinley   State Fair Community College)

G - Guard, W - Wing, F - Frontcourt

## ALPHABETICAL ROSTER

No.	Name	Pos.	Ht.	Wt.	Yr.	Hometown (High School   Previous School)
24	Ali Ali	F	6-8	206	So.	Kendallville, Ind. (East Noble)
21	Aziz Bandaogo	C	7-0	225	Fr.	Senegal, Africa (NBA Academy Africa)
11	Garvin Clarke	G	6-0	180	Fr.	Euclid, Ohio (Euclid   Cleveland Heights)
33	Taylor Currie	F	6-8	225	So.	Clarkston, Michigan (Clarkston   Wisconsin)
3	Maishe Dailey	F	6-7	195	Sr.	Beachwood, Ohio (Beachwood   Iowa)
22	Mikal Dawson	G	6-5	220	So.	Huntington, W.Va. (Huntington Prep)
0	Tre Edwards	G	6-6	188	R-Fr.	Hamilton, Ontario, Canada (Hamilton Heights Christian Academy   Link Year Prep)
25	Enrique Freeman	F	6-7	205	So.	Cleveland, Ohio (St. Martin De Porres High School)
1	Loren Cristian Jackson	G	5-8	150	Sr.	Chicago, Ill. (Victory Rock Prep   Long Beach State)
4	Jermaine Marshall	F	6-6	220	So.	Birmingham, Alabama (Hueytown   Florida Southwestern State)
5	Camron Reece	F	6-7	228	Sr.	Oakland, Calif. (Sheridan College)
2	Greg Tribble	G	6-1	192	So.	Cincinnati, Ohio (Winton Woods   Huntington Prep)
12	Bryan Trimble, Jr.	G	6-2	185	Jr.	Kansas City, Mo. (Sunrise Christian Academy   St. Johns)
NA	LePear Toles	G	6-6	195	Jr.	Canton, Ohio (Canton McKinley   State Fair Community College)
14	Scott Walter	G	5-10	173	So.	Akron, Ohio (St. Vincent-St. Mary)
20	Michael Wynn	G	6-6	210	Tr.-Jr.	Albany, N.Y. (Liberty Heights Athletic Institute   Wake Forest)

G - Guard, W - Wing, F - Frontcourt

Head Coach: **John Groce** (Taylor 1994) - 13th season, 236-172 (.577) - 4th season at Akron, 56-41 (.573) MAC 29-26 (.519)

Associate Head Coach: **Dustin Ford** (Ohio 2001), Assistant Coaches: **Rob Fulford** (Marshall 1997), **Robby Pridgen** (Roanoke 2003)

Director of Basketball Operations: **Cole Pittis** (Muskingum 2007) Video Coordinator: **Evann Baker** (Quinnipiac 2012)

Graduate Assistants: **Brett Rau** (Missouri 2018), **Keith Oddo** (Louisville 2020)

## PRONUNCIATION GUIDE

3 Maishe (May-She) Dailey

5 LePear (Leh-Peer) Toles

21 Aziz (Ah-Zeez) Bandaogo (Ban-DAY-Go)

## THE LEBRON JAMES SHOE DEAL AND NIKE APPAREL

Since June 2008, the Akron men's basketball program has been partnered with Nike under which the Zips' shoes, game uniforms, warm ups and accessories are licensed under the Nike and LeBron James Trademarks. The Zips are just one of three college programs in the country that are partnered with the LBJ line of Nike equipment, the others are Ohio State and Duquesne. Akron rocks six pairs of LBJ kicks in three different styles all customized to Akron Basketball.

The Akron Zips men's basketball team has five different uniforms. Akron will continue to sport the grey set of uniforms modeled after the Team USA uniforms, which were new for 2017-18. The Grey uniforms feature the script Akron on the chest in blue outlined in the university gold. The numbers are depicted the same way which matches the blue piping that outlines the uniform. The shorts feature the Z-logo on both sides of the leg and are piped with the blue.

In 2018-19, the Zips will showcase new home and away, whites and blues, with combinations that brought back the Akron gold. Both sets feature the script Akron across the chest in gold with the white set accented by blue outlines and piping, while the blues are outlined in white. The pants feature the Z-Logo on one leg and script Akron on the opposite side. Also, the Roo-Head debuts on the waistband.

Speaking of Gold, Akron's "Gold Standard" uniforms are back. Yes, Akron will be rockin gold uniforms once again. The Team USA inspired uniforms feature the script Akron in blue across the chest with the Roo-Head on the sides of the shorts. The waistband features the Z-Logo. The final uniform is a Fear The Roo uniform that is anthracite (dark grey) as the base color. The front of the jersey features the blue and gold Roo Head Logo with a blue number outlined in gold. The shorts features Zips in gold script on the waistband with a Roo Head on the left leg and script Akron logo on the right leg in gold.



## JOHN GROCE

Head Coach

**Fourth Season at Akron**  
**13th Season Overall**  
**Taylor '94**

John Groce enters his fourth season as the University of Akron head men's basketball coach. He became the Akron Zips 22nd head coach on April 6, 2017.

Groce has a long track record of building championship caliber teams and all-around successful young men. The program's mission "to be impactful", and the vision "OneAkron", resonates with everyone involved in the program as he is notorious for saying "It takes a village."

During his 24-year coaching career, he led his teams to 19 postseason appearances, including two Mid-American Conference championships and a NCAA Sweet 16 appearance, while improving and sustaining success in the classroom at every institution.

Groce inherited a highly successful Akron Zips basketball program that is viewed as one of the top mid-major programs in the nation, and he is determined to keep moving the needle forward.

In his third year at the helm, Groce led the Zips to a 24-7 overall record and 14-4 in league play as the 2019-20 Akron Zips claimed the MAC regular season title after defeating Ohio 74-67 and Kent State 79-76 during the final week of the season. The Zips have won the regular season title five times since the 2012 season, including three of the last five seasons. In addition, the 2020 championship marks the first time Groce won a league title outright in his MAC tenure.

Initially, Groce was faced with the daunting task of rebuilding a staff and a competitive roster, which was a success. However, mid-season injuries decreased the size of the active roster and altered the style of play. Despite those setbacks, Akron made the advanced to the quarterfinals of MAC Tournament in Cleveland, Ohio for the 14th straight year. The Zips improved in year two, and again, advanced to the quarterfinal round of the tournament -- 15-straight years.

Prior to joining the Zips, Groce was head men's basketball coach at the University of Illinois for five seasons. During his tenure at Illinois, he led the Illini to an average of 19 wins per season along with postseason appearances in three of his first four years in Champaign, owning a 95-75 record.

He arrived at Illinois after four seasons as head coach at Ohio University, where he led the Bobcats to an 85-56 overall record as well as Mid-American Conference Tournament titles and NCAA Tournament appearances in 2010 and 2012.

Ohio was the story of the 2012 Tournament, advancing to the Sweet 16 as a No. 13 seed with victories over No. 4 seed Michigan followed by No. 12 seed South Florida. The Bobcats made a strong push for the Elite Eight before falling to No. 1 seed North Carolina in overtime in the regional semifinal. It marked just the second time in Ohio's school history and first since 1964 that the Bobcats won multiple games in the NCAA Tournament. Ohio finished the 2012 season with a school-record 29 wins and was known for its pressure defense, ranking second nationally in turnover percentage and third in steals percentage.

Groce has a total of 24 years in the coaching profession and has been part of teams that have made 19 postseason appearances. His record in 15 years as an assistant was an impressive 349-156, giving him a combined record of 511-273.

Groce earned his first head-coaching job at Ohio following four seasons on Thad Matta's staff at Ohio State from 2005-08, the first two as assistant coach and last two as associate head coach. During Groce's time in Columbus the Buckeyes amassed a record of 105-35, advanced to the NCAA Championship game in 2007 and second round in 2006, claimed back-to-back outright Big Ten Championships in 2006 and 2007 and won the NIT in 2008. Groce played a key role in recruiting many of the top players at Ohio State and was named Rivals' 2006 National Recruiter of the Year.

In all, Groce spent eight years as an assistant under Matta. Prior to his time at Ohio State, Groce served three years on Matta's staff at Xavier from 2002-04 and one season at Butler in 2001. The Musketeers went 78-23 and made three straight NCAA appearances, advancing to the second round in 2002 and 2003 and the Elite Eight in 2004. Xavier also won consecutive Atlantic 10 titles in 2002 and 2003. Butler, meanwhile, went 24-8 and won a conference crown in 2001 while also advancing to the second round of the NCAA Tournament.

Groce entered the Division I coaching ranks as a member of Herb Sendek's staff at North Carolina State from 1997-2000. The Wolfpack went 73-58 overall and advanced to the NIT in each of the four seasons Groce was in Raleigh, including a trip to the semifinals in 2000.

Groce got his start in coaching as an assistant at his alma mater, Taylor University in Upland, Indiana. Groce spent three years on Paul Patterson's staff from 1994-96, helping lead the Trojans to a 69-32 record and a pair of trips to the NAIA national tournament. Groce played for Patterson for three years from 1991-93 before making the transition to a student assistant role as a senior. Taylor compiled a 90-16 record and made three trips to the NAIA Tournament during Groce's playing career, including a 1991 Final Four appearance during his freshman season.

Groce, 49, earned a bachelor's degree in mathematics from Taylor in 1994. He and his wife, Allison, have two sons, Conner and Camden, and a daughter, Cate.

### THE JOHN GROCE FILE

#### COACHING EXPERIENCE

<b>2018-present</b>	<b>Akron</b>	<b>Head Coach</b>
<b>2013-17</b>	<b>Illinois</b>	<b>Head Coach</b>
<b>2009-12</b>	<b>Ohio</b>	<b>Head Coach</b>
<b>2007-08</b>	<b>Ohio State</b>	<b>Associate Head Coach</b>
<b>2005-06</b>	<b>Ohio State</b>	<b>Assistant Coach</b>
<b>2002-04</b>	<b>Xavier</b>	<b>Assistant Coach</b>
<b>2001</b>	<b>Butler</b>	<b>Assistant Coach</b>
<b>1997-00</b>	<b>N.C. State</b>	<b>Assistant Coach</b>
<b>1994-96</b>	<b>Taylor</b>	<b>Assistant Coach</b>

#### YEAR-BY-YEAR COACHING RECORD

Year	Team	Overall	Conference	Finish/Postseason
2008-09	Ohio	15-17 (.468)	7-9 (.438)	6th East
2009-10	Ohio	22-15 (.595)	7-9 (.438)	5th East, NCAA Second Round
2010-11	Ohio	19-16 (.543)	9-7 (.563)	3rd East, CIT Quarterfinals
2011-12	Ohio	29-8 (.784)	11-5 (.688)	3rd East, NCAA Sweet 16
<b>Ohio Totals (4 seasons)</b>		<b>85-56 (.603)</b>	<b>34-30 (.531)</b>	
2012-13	Illinois	23-13 (.639)	8-10 (.444)	T7th, NCAA Third Round
2013-14	Illinois	20-15 (.571)	7-11 (.389)	T8th, NIT Second Round
2014-15	Illinois	19-14 (.576)	9-9 (.500)	T7th, NIT First Round
2015-16	Illinois	15-19 (.441)	5-13 (.278)	12th
2016-17	Illinois	18-14 (.563)	8-10 (.444)	9th
<b>Illinois (5 seasons)</b>		<b>95-7 (.559)</b>	<b>37-53 (.411)</b>	
2017-18	Akron	14-18 (.438)	6-12 (.333)	6th East
2018-19	Akron	17-16 (.515)	8-10 (.444)	4th East
2019-20	Akron	24-7 (.770)	14-4 (.760)	1st, MAC Champions
2020-21	Akron	13-4 (.727)	11-3 (.750)	
<b>Akron (4 seasons)</b>		<b>69-45 (.573)</b>	<b>40-29 (.517)</b>	
<b>Career Totals (12 seasons)</b>		<b>249-176 (.577)</b>	<b>111-112 (.478)</b>	

**BIRTHDATE:** Sept. 7, 1971 **EDUCATION:** Taylor University, B.S. in mathematics, 1994

**HOMETOWN:** Danville, Ind. **PLAYING CAREER:** 1991-93 Basketball (Taylor)

**FAMILY:** Wife- Allison, Children- Conner, Camden, and Cate



## THE NUMBERS ON AKRON HOOPS...

**3** Akron has won three MAC tournament titles in the last eight seasons of the tournament to represent the league in the NCAA Tournament.

**17** The number of times the Zips have finished in the top-three in the MAC East since divisional play began during the 1997-98 season.

**19** Only 10 teams had at least 19 wins every season since the start of the 2004-05 campaign, including the Zips.

**21** Akron was one of just four programs in all of Division I basketball to post at least 21 wins in 12 straight-seasons.

**84** Akron has posted 84 winning seasons in 120 years of basketball.

**86.0** The Zips have a home winning percentage of 86.0 since the start of the 2004-05 campaign (231-38).

**114** The number of wins in league play the Zips have posted since the start of the 2012 MAC schedule 114-46, .696).

**195** Akron has posted 195 wins in conference play since the 2004-05 season (195-59, .759). The Zips' 195 wins are the most in the league during that stretch.

**231** Akron has posted 231 home wins since the 2004-05 campaign (231-38, .860).

**372** The number of wins the Zips have posted since the start of the 2004-05 season, the most victories in the MAC.

**660** The number of consecutive games that Akron has made at least one 3-point basket.

**1,646** The Zips have won 1,646 games in their 120 seasons of basketball. Akron was the 56th Division I program to post 1,500 all-time wins.

## GROCE'S HEAD COACHING RECORD VS. ALL OPPONENTS

Opponent	UA W-L	TOT W-L
Akron	0-0	6-4
Alabama	0-0	0-1
Alabama State	1-0	2-0
American	0-0	1-0
Appalachian State	1-0	1-0
Arkansas State	0-0	1-0
Auburn	0-0	2-0
Austin Peay	0-0	2-1
BYU	0-0	1-0
<b>Ball State</b>	<b>3-3</b>	<b>6-6</b>
Baylor	0-0	1-0
Boston U.	0-0	1-0
<b>Bowling Green</b>	<b>5-2</b>	<b>8-8</b>
Bradley	0-0	1-0
Brown	0-0	1-0
Bucknell	0-0	1-0
<b>Buffalo</b>	<b>1-6</b>	<b>6-10</b>
Butler	0-0	1-0
Carnegie Mellon	1-0	1-0
<b>Cedarville</b>	<b>2-0</b>	<b>2-0</b>
<b>Central Michigan</b>	<b>4-1</b>	<b>7-3</b>
Chaminade	0-0	1-0
Chattanooga	1-0	1-1
Chicago State	1-0	3-0
Clemson	0-1	0-2
Cleveland State	1-0	1-0
Colgate	0-0	1-0
Colorado	0-0	1-0
Concord	2-0	2-0
Coppin State	0-0	1-0
Dartmouth	0-0	1-0
Davidson	0-1	0-1
Dayton	0-1	0-1
Delaware	0-0	2-1
Detroit Mercy	1-0	2-0
Eastern Kentucky	0-0	2-1
<b>Eastern Michigan</b>	<b>5-3</b>	<b>7-5</b>
East Tennessee State	0-0	0-1
Elon	0-0	1-0
Florida State	0-0	0-1
Gardner-Webb	0-0	1-0
George Mason	0-0	0-1
Georgetown	0-0	1-0
Georgia Southern	0-0	1-0
Georgia Tech	0-0	1-1
Gonzaga	0-0	1-0
Hampton	0-0	1-0
Hawaii	0-0	1-0
Holy Cross	0-0	1-0
Illinois State	0-1	2-1
Indiana	0-0	3-6
Indiana State	0-0	2-0
Iowa	0-0	4-4
Iowa State	0-0	0-1
IPFW	1-1	2-1
IUPUI	0-0	2-1
Jacksonville State	0-0	1-0
Kansas	0-0	0-1
Kennesaw State	0-0	2-0
<b>Kent State</b>	<b>5-3</b>	<b>9-8</b>
Lamar	0-0	2-1
Louisville	0-1	0-3
Liberty	0-1	0-1
<b>Malone</b>	<b>3-0</b>	<b>3-0</b>
Marietta	0-0	1-0
Massachusetts	1-0	1-0
Marshall	1-2	3-5
Maryland	0-0	1-3
McKendree	0-0	1-0
Merrimack	1-0	1-0
Miami (Fla.)	0-0	0-2
<b>Miami (Ohio)</b>	<b>6-3</b>	<b>12-6</b>
Michigan	0-0	3-9
Michigan State	0-0	3-4
Middle Tennessee	0-0	1-0
Minnesota	0-0	6-3
Mississippi Valley State	1-0	1-0
Missouri	0-0	4-1
Morgan State	0-0	1-0
Nebraska	0-0	5-3
Nevada	0-1	0-1
Norfolk State	0-0	2-0
North Carolina	0-0	0-1
North Carolina Central	1-0	1-0
North Carolina A&T	0-0	2-0
North Carolina State	0-0	1-0
North Dakota State	0-0	1-0
North Florida	0-0	0-1
<b>Northern Illinois</b>	<b>3-2</b>	<b>7-2</b>
Northern Iowa	0-0	1-0
Northern Kentucky	0-0	1-0
Northwestern	0-0	5-3
Notre Dame	0-0	0-1
Oakland	0-0	1-1
<b>Ohio</b>	<b>5-2</b>	<b>5-2</b>
Ohio Valley	0-0	1-0
Ohio State	0-0	2-6
Oregon	0-0	0-2
Penn State	0-0	4-3
Pittsburgh	0-0	0-1
Portland	0-0	1-0
Princeton	0-1	0-1
Providence	0-0	0-1
Purdue	0-0	3-5
Robert Morris	0-0	0-3
Rutgers	0-0	3-1
<b>St. Bonaventure</b>	<b>1-1</b>	<b>1-2</b>
St. Francis (N.Y.)	0-0	2-0
St. Francis (Pa.)	0-0	1-0
Santa Clara	0-0	1-0
South Carolina Upstate	1-0	1-0
South Dakota	0-0	1-0
South Florida	0-0	1-0
Southeast Missouri	0-0	1-0
Southern	1-0	1-0
Temple	0-0	0-1
Tennessee	0-0	0-1
Tennessee-Martin	1-0	2-0
Tennessee State	1-0	1-0
Texas A&M-Corpus Christi	0-0	1-0
<b>Toledo</b>	<b>1-5</b>	<b>6-6</b>
Towson	0-0	0-0
Tulane	1-0	1-0
Tulsa	0-0	1-1
UAB	0-0	1-0
UIC	0-0	2-0
UNC Asheville	0-0	1-0
UNLV	0-0	1-0
USC	0-1	1-1
VCU	0-0	1-0
Valparaiso	0-0	2-0
Villanova	0-0	0-1
West Virginia	0-1	0-2
Western Carolina	0-0	2-0
<b>Western Michigan</b>	<b>4-1</b>	<b>7-3</b>
William & Mary	0-0	1-0
Winthrop	0-0	1-1
Wisconsin	0-0	0-8
Wright State	0-0	2-0
Xavier	0-0	0-1
Yale	0-0	1-0
Youngstown State	1-0	1-0
<b>TOTAL</b>	<b>69-45</b>	<b>249-176</b>



**0 • TRE EDWARDS**

	2020-21 Season	Career
Points:	3, vs Eastern Michigan 1/26/21	-
Rebounds:	-	-
Assists:	-	-
Steals:	-	-
Blocks:	-	-
FG made:	1, vs Eastern Michigan 1/26/21	1, vs Eastern Michigan 1/26/21
FG attempts:	1, vs Eastern Michigan 1/26/21	1, vs Eastern Michigan 1/26/21
3FG made:	1, vs Eastern Michigan 1/26/21	1, vs Eastern Michigan 1/26/21
3FG attempts:	1, vs Eastern Michigan 1/26/21	1, vs Eastern Michigan 1/26/21
FT made:	-	-
FT attempts:	-	-
Minutes:	4, Cedarville 12/12/20	4, Cedarville 12/12/20

**1 • LOREN CRISTIAN JACKSON**

	2020-21 Season	Career
Points:	34, Malone 12/19/20	35, 3x, Buffalo 2/29/20
Rebounds:	6, Bowling Green 1/19/21	8, Bowling Green 3/5/19
Assists:	11, Ball State 2/19/21	11, Ball State 2/19/21
Steals:	1, 4x Kent State 1/1/21	3, 6x, Eastern Michigan 1/15/19
Blocks:	-	1, 6x, Ball State 1/10/20
FG made:	9, Kent State 1/1/21	13, 2x Ohio 1/25/20
FG attempts:	23, Kent State 1/1/21	27, Buffalo 2/29/20
3FG made:	7, Kent State 1/1/21	7, 3x, Kent State 1/1/21
3FG attempts:	16, Toledo 1/16/21	16, Toledo 1/16/21
FT made:	14, Malone 12/19/20	11, Buffalo 1/28/20
FT attempts:	15, Malone 12/19/20	11, 2x, Buffalo 1/28/20
Minutes:	39, Kent State 1/1/21	39, Kent State 1/1/21

**2 • GREG TRIBBLE**

	2020-21 Season	Career
Points:	6, 4x, vs Eastern Michigan 1/26/21	11, 2x, Concord 12/15/19
Rebounds:	3, St. Bonaventure 12/15/20	5, Southern 12/8/19
Assists:	4, Cedarville 12/12/20	4, UMass 12/30/19
Steals:	1, 2x, vs Eastern Michigan 1/26/21	1, 4x, Eastern Michigan 1/4/20
Blocks:	-	1, 2x Western Michigan 1/7/20
FG made:	3, vs Eastern Michigan 1/26/21	4, Sc Upstate 11/18/19
FG attempts:	5, Cedarville 12/12/20	2, vs. Malone - 11/5/193
3FG made:	-	1, 2x, Western Michigan 2/18/20
3FG attempts:	1, Cedarville 12/12/20	1 8x, Western Michigan 2/18/20
FT made:	2, 2x, St. Bonaventure 12/15/20	5, Concord 12/15/19
FT attempts:	2, 2x, St. Bonaventure 12/15/20	6, 2x, UMass 12/30/19
Minutes:	24, Cedarville 12/12/20	25, . Malone - 11/5/19

**3 • MAISHE DAILEY**

	2020-21 Season	Career
Points:	16, Ohio 12/22/20	16, Ohio 12/22/20
Rebounds:	6, Cedarville 12/12/20	7, Delaware State 12/22/16
Assists:	3, 2x, vs Eastern Michigan 1/26/21	6, Minnesota 2/21/18
Steals:	1, 34x, vs Eastern Michigan 1/26/21	2, 3x, Wisconsin 3/7/19
Blocks:	1, Malone 12/19/20	1, 4x, Malone 12/19/20
FG made:	6, 2x, Toledo 1/16/21	6, 2x, Toledo 1/16/21
FG attempts:	11, Toledo 1/16/21	11, Toledo 1/16/21
3FG made:	4, vs Eastern Michigan 1/26/21	3, 5x, Ohio 12/22/20
3FG attempts:	8, 2x, vs Eastern Michigan 1/26/21	8, St. Bonaventure 12/15/20
FT made:	2, Kent State 1/1/21	4, 3x, Kansas City 11/8/19
FT attempts:	4, Kent State 1/1/21	6, Colorado 12/22/17
Minutes:	33, Ohio 12/22/20	33, Ohio 12/22/20

**4 • JERMAINE MARSHALL**

	2020-21 Season	Career
Points:	12, Cedarville 12/12/20	12, Cedarville 12/12/20
Rebounds:	9, St. Bonaventure 12/15/20	5, Cedarville 12/12/20
Assists:	2, Kent State 1/1/21	2, Kent State 1/1/21
Steals:	2, St. Bonaventure 12/15/20	2, St. Bonaventure 12/15/20
Blocks:	1, Toledo 1/16/21	1, Toledo 1/16/21
FG made:	4, Cedarville 12/12/20	4, Cedarville 12/12/20
FG attempts:	4, Cedarville 12/12/20	4, Cedarville 12/12/20
3FG made:	2, Cedarville 12/12/20	2, Cedarville 12/12/20
3FG attempts:	3, St. Bonaventure 12/15/20	3, St. Bonaventure 12/15/20
FT made:	9, St. Bonaventure 12/15/20	9, St. Bonaventure 12/15/20
FT attempts:	10, St. Bonaventure 12/15/20	10, St. Bonaventure 12/15/20
Minutes:	17, St. Bonaventure 12/15/20	17, St. Bonaventure 12/15/20

**5 • CAMRON REECE**

	2019-20 Season	Career
Points:	6, Cedarville 12/12/20	13, 2x, Marshall 12/5/19
Rebounds:	10, vs Eastern Michigan 1/26/21	10, 2x vs Eastern Michigan 1/26/21
Assists:	3, Ohio 12/22/20	3, Ohio 12/22/20
Blocks:	3, Bowling Green 1/19/21	3, Bowling Green 1/19/21
Steals:	1, St. Bonaventure 12/15/20	1, 4x, St. Bonaventure 12/15/20
FG made:	6, St. Bonaventure 12/15/20	6, St. Bonaventure 12/15/20
FG attempts:	8, St. Bonaventure 12/15/20	8, St. Bonaventure 12/15/20
3FG made:	-	-
3FG attempts:	-	-
FT made:	1, Malone 12/19/20	5, Marshall 12/5/19
FT attempt:	2, 2x Malone 12/19/20	6, 2x, Bowling Green
Minutes:	20, Cedarville 12/12/20	26, YSU 11/21/19

**11 • GARVIN CLARKE**

	2020-21 Season	Career
Points:	9, Eastern Michigan 1/9/21	9, Eastern Michigan 1/9/21
Rebounds:	2, 2x Kent State 1/1/21	2, 2x Kent State 1/1/21
Assists:	3, Central Michigan 1/21/21	3, Central Michigan 1/21/21
Steals:	2, Eastern Michigan 1/9/21	2, Eastern Michigan 1/9/21
Blocks:	1, Malone 12/19/20	1, Malone 12/19/20
FG made:	3, 2x, Eastern Michigan 1/9/21	3, 2x, Eastern Michigan 1/9/21
FG attempts:	5, 3x, Eastern Michigan 1/9/21	5, 3x, Eastern Michigan 1/9/21
3FG made:	1, Cedarville 12/12/20	1, Cedarville 12/12/20
3FG attempts:	3, Eastern Michigan 1/9/21	3, Eastern Michigan 1/9/21
FT made:	2, 2x, Eastern Michigan 1/9/21	2, 2x, Eastern Michigan 1/9/21
FT attempts:	2, 2x Ohio 12/22/20	2, 2x Ohio 12/22/20
Minutes:	11, Malone 12/19/20	11, Malone 12/19/20

**12 • BRYAN TRIMBLE, JR.**

	2020-21 Season	Career
Points:	25, Central Michigan 1/21/21	25, Central Michigan 1/21/21
Rebounds:	6, vs Eastern Michigan 1/26/21	6, 2x, vs Eastern Michigan 1/26/21
Assists:	2, Cedarville 12/12/20	2, 9x, Cedarville 12/12/20
Steals:	3, Central Michigan 1/21/21	3, Central Michigan 1/21/21
Blocks:	-	2, DePaul 1/12/19
FG made:	8, 2x, Central Michigan 1/21/21	8, 2x, Central Michigan 1/21/21
FG attempts:	16, Toledo 1/16/21	16, Toledo 1/16/21
3FG made:	7, 3x, Kent State 2/5/21	7, 3x, Kent State 2/5/21
3FG attempts:	14, Central Michigan 1/21/21	14, Central Michigan 1/21/21
FT made:	2, Malone 12/19/20	2, 6x, Malone 12/19/20
FT attempts:	2, Malone 12/19/20	7, 7x,
Minutes:	31, Kent State 1/1/21	31, Kent State 1/1/21

**14 • SCOTT WALTER**

	2020-21 Season	Career
Points:	-	4, Chicago State 11/16/18
Rebounds:	-	4, Chicago State 11/16/18
Assists:	1, Cedarville 12/12/20	1, St. Bonaventure 11/21/18
Blocks:	-	-
Steals:	-	-
FG made:	-	2, Chicago State 11/16/18
FG attempts:	-	2, Chicago State 11/16/18
3FG made:	-	-
3FG attempts:	-	-
FT made:	-	2, Youngstown State 11/10/18
FT attempts:	-	3, Ohio 3/2/19
Minutes:	3, Cedarville 12/12/20	13, Ohio 3/2/19

**20 • MIKE WYNN**

	2020-21 Season	Career
Points:	10, Ball State 1/30/21	11, Miami (FL) 1/12/19
Rebounds:	5, Malone 12/19/20	5, Malone 12/19/20
Assists:	5, vs Eastern Michigan 1/26/21	5, vs Eastern Michigan 1/26/21
Steals:	1, Malone 12/19/20	2, Miami (FL) 1/12/19
Blocks:	-	1, Boston College 1/26/19
FG made:	4, Ball State 1/30/21	4, 2x, Ball State 1/30/21
FG attempts:	5, Malone 12/19/20	10, North Carolina 2/16/19
3FG made:	-	2, Boston College 1/26/19
3FG attempts:	2, Ohio 12/22/20	7, Miami (FL) 1/12/19
FT made:	2, 2x, Ball State 1/30/21	5, Virginia Tech 1/19/19
FT attempts:	2, 2x, Ball State 1/30/21	6, Virginia Tech 1/19/19
Minutes:	17, Malone 12/19/20	-

**21 • AZIZ BANDAOGO**

	2020-21 Season	Career
<b>Points:</b>	2, Eastern Michigan 1/9/21	2, Eastern Michigan 1/9/21
<b>Rebounds:</b>	2, Eastern Michigan 1/9/21	2, Eastern Michigan 1/9/21
<b>Assists:</b>	-	-
<b>Steals:</b>	-	-
<b>Blocks:</b>	-	-
<b>FG made:</b>	-	-
<b>FG attempts:</b>	1, Eastern Michigan 1/9/21	1, Eastern Michigan 1/9/21
<b>3FG made:</b>	-	-
<b>3FG attempts:</b>	-	-
<b>FT made:</b>	2, Eastern Michigan 1/9/21	2, Eastern Michigan 1/9/21
<b>FT attempts:</b>	2, Eastern Michigan 1/9/21	2, Eastern Michigan 1/9/21
<b>Minutes:</b>	4, Eastern Michigan 1/9/21	4, Eastern Michigan 1/9/21

**22 • MIKAL DAWSON**

	2020-21 Season	Career
<b>Points:</b>	13, Western Michigan 1/23/21	13, Western Michigan 1/23/21
<b>Rebounds:</b>	4, Kent State 1/1/21	6, Bowling Green 2/25/20
<b>Assists:</b>	1, 2x Kent State 1/1/21	1, 6x, Kent State 1/1/21
<b>Steals:</b>	2, Cedarville 12/12/20	2, Cedarville 12/12/20
<b>Blocks:</b>	-	1, Bowling Green 2/25/20
<b>FG made:</b>	5, Western Michigan 1/23/21	5, Western Michigan 1/23/21
<b>FG attempts:</b>	9, Cedarville 12/12/20	9, Cedarville 12/12/20
<b>3FG made:</b>	3, 2x, Western Michigan 1/23/21	3, 2x, Western Michigan 1/23/21
<b>3FG attempts:</b>	9, Cedarville 12/12/20	9, Cedarville 12/12/20
<b>FT made:</b>	2, 2x Ohio 12/22/20	2, 2x Ohio 12/22/20
<b>FT attempts:</b>	3, Ohio 12/22/20	3, Ohio 12/22/20
<b>Minutes:</b>	20, Cedarville 12/12/20	20, Cedarville 12/12/20

**24 • ALI ALI**

	2020-21 Season	Career
<b>Points:</b>	20, Ball State 2/19/21	20, Ball State 2/19/21
<b>Rebounds:</b>	6, Toledo 1/16/21	5, 5x, Northern Illinois 1/12/21
<b>Assists:</b>	5, vs Eastern Michigan 1/26/21	5, 2x, vs Eastern Michigan 1/26/21
<b>Blocks:</b>	2, Bowling Green 1/19/21	2, Bowling Green 1/19/21
<b>Steals:</b>	1, 2x St. Bonaventure 12/15/20	2, 2x, Marshall 12/5/19
<b>FG made:</b>	8, Ball State 2/19/21	8, Ball State 2/19/21
<b>FG attempts:</b>	12, Ball State 2/19/21	12, Ball State 2/19/21
<b>3FG made:</b>	4, Northern Illinois 1/12/21	4, Northern Illinois 1/12/21
<b>3FG attempts:</b>	7, Northern Illinois 1/12/21	7, Northern Illinois 1/12/21
<b>FT made:</b>	5, Bowling Green 1/19/21	5, Bowling Green 1/19/21
<b>FT attempts:</b>	6, Bowling Green 1/19/21	6, Bowling Green 1/19/21
<b>Minutes:</b>	29, Northern Illinois 1/12/21	29, Northern Illinois 1/12/21

**25 • ENRIQUE FREEMAN**

	2020-21 Season	Career
<b>Points:</b>	22, Malone 12/19/20	22, Malone 12/19/20
<b>Rebounds:</b>	21, Malone 12/19/20	21, Malone 12/19/20
<b>Assists:</b>	2, Kent State 1/1/21	2, Kent State 1/1/21
<b>Steals:</b>	2, Malone 12/19/20	2, Malone 12/19/20
<b>Blocks:</b>	4, Central Michigan 1/21/21	4, Central Michigan 1/21/21
<b>FG made:</b>	11, Malone 12/19/20	11, Malone 12/19/20
<b>FG attempts:</b>	14, Malone 12/19/20	14, Malone 12/19/20
<b>3FG made:</b>	-	-
<b>3FG attempts:</b>	-	-
<b>FT made:</b>	6, Kent State 1/1/21	6, Kent State 1/1/21
<b>FT attempts:</b>	6, Kent State 1/1/21	6, Kent State 1/1/21
<b>Minutes:</b>	30, Malone 12/19/20	30, Malone 12/19/20

**33 • TAYLOR CURRIE**

	2020-21 Season	Career
<b>Points:</b>	3, Cedarville 12/12/20	3, Cedarville 12/12/20
<b>Rebounds:</b>	2, Cedarville 12/12/20	2, Cedarville 12/12/20
<b>Assists:</b>	-	-
<b>Steals:</b>	-	-
<b>Blocks:</b>	-	-
<b>FG made:</b>	1, 3x, Northern Illinois 1/12/21	1, 3x, Northern Illinois 1/12/21
<b>FG attempts:</b>	2, Northern Illinois 1/12/21	2, Northern Illinois 1/12/21
<b>3FG made:</b>	-	-
<b>3FG attempts:</b>	1, Northern Illinois 1/12/21	1, Northern Illinois 1/12/21
<b>FT made:</b>	1, Cedarville 12/12/20	1, Cedarville 12/12/20
<b>FT attempts:</b>	2, Cedarville 12/12/20	2, Cedarville 12/12/20
<b>Minutes:</b>	4, Cedarville 12/12/20	4, Cedarville 12/12/20





## 2020-21 Akron Men's Basketball Team Game-by-Game All games

Page 1/1  
as of Feb 22, 2021

				Total		3-Pointers		Free throws		Rebounds											
Opponent	Date	Score		FG-FGA	PCT	3FG-FGA	PCT	FT-FTA	PCT	OFF	DEF	TOT	AVG	PF	A	TO	BLK	STL	PTS	AVG	
Cedarville	12/12/2020	97-49	W	35-66	.530	16-40	.400	11-15	.733	14	32	46	46.0	8	23	10	0	8	97	97.0	
vs St. Bonaventure	12/15/2020	74-81	L	24-60	.400	6-32	.188	20-21	.952	11	30	41	43.5	24	10	17	1	7	74	85.5	
Malone	12/19/2020	93-83	W	35-74	.473	4-22	.182	19-23	.826	16	26	42	43.0	18	13	8	5	6	93	88.0	
Ohio	12/22/2020	90-70	W	35-55	.636	14-25	.560	6-9	.667	7	30	37	41.5	19	18	14	3	2	90	88.5	
Kent St.	01/01/2021	66-62	W	19-59	.322	11-34	.324	17-22	.773	13	33	46	42.4	19	13	15	3	4	66	84.0	
at Eastern Mich.	01/09/2021	59-71	L	21-50	.420	7-28	.250	10-13	.769	7	28	35	41.2	22	13	17	1	4	59	79.8	
at Northern Ill.	01/12/2021	65-67	L	25-60	.417	9-29	.310	6-13	.462	10	23	33	40.0	15	16	11	0	3	65	77.7	
Toledo	01/16/2021	95-94	Wot	34-67	.507	14-40	.350	13-15	.867	14	29	43	40.4	24	12	12	4	4	95	79.9	
at Bowling Green	01/19/2021	69-57	W	22-59	.373	8-24	.333	17-19	.895	14	35	49	41.3	14	12	16	7	5	69	78.7	
Central Mich.	01/21/2021	81-67	W	29-59	.492	12-29	.414	11-13	.846	8	25	33	40.5	21	18	13	5	5	81	78.9	
at Western Mich.	01/23/2021	79-68	W	23-49	.469	10-30	.333	23-31	.742	5	23	28	39.4	15	10	10	0	7	79	78.9	
Eastern Mich.	01/26/2021	86-65	W	33-69	.478	10-29	.345	10-13	.769	10	40	50	40.3	19	22	11	1	3	86	79.5	
Ball St.	01/30/2021	74-42	W	28-57	.491	8-25	.320	10-19	.526	8	32	40	40.2	13	10	11	2	9	74	79.1	
at Toledo	02/02/2021	76-91	L	27-63	.429	8-25	.320	14-23	.609	12	20	32	39.6	23	11	9	3	4	76	78.9	
at Kent St.	02/05/2021	72-61	W	27-59	.458	11-25	.440	7-11	.636	11	26	37	39.5	16	14	15	6	4	72	78.4	
at Miami (OH)	02/12/2021	83-76	W	30-61	.492	14-34	.412	9-12	.750	12	18	30	38.9	18	12	8	4	5	83	78.7	
Northern Ill.	02/16/2021	81-76	W	20-52	.385	11-28	.393	30-35	.857	11	26	37	38.8	12	12	12	7	4	81	78.8	
at Ball St.	02/19/2021	88-79	W	30-58	.517	9-20	.450	19-25	.760	8	24	32	38.4	18	16	12	4	9	88	79.3	
Total		1428		497-1077	.461	182-519	.351	252-332	.759	191	500	691	38.4	318	255	221	56	93	1428	79.3	
Opponents		1259		472-1102	.428	119-390	.305	196-272	.721	181	435	616	34.2	327	209	224	37	96	1259	69.9	

### Akron Averages

Games Played	Points/game	FG Pct	3FG Pct	FT Pct	Rebounds/game	Assists/game	Turnovers/game	Assist/Turnover ratio	Steals/game	Blocks/game
18	79.3	46.1	35.1	75.9	38.4	14.2	12.3	1.2	5.2	3.1



## 2020-21 Akron Men's Basketball Opponents Game-by-Game All games

Page 1/1  
as of Feb 22, 2021

				Total		3-Pointers		Free throws		Rebounds											
Opponent	Date	Score		FG-FGA	PCT	3FG-FGA	PCT	FT-FTA	PCT	OFF	DEF	TOT	AVG	PF	A	TO	BLK	STL	PTS	AVG	
Cedarville	12/12/2020	97-49	W	22-57	.386	4-19	.211	1-4	.250	4	19	23	23.0	14	7	13	0	7	49	49.0	
vs St. Bonaventure	12/15/2020	74-81	L	30-65	.462	1-14	.071	20-28	.714	11	25	36	29.5	17	15	10	2	8	81	65.0	
Malone	12/19/2020	93-83	W	33-71	.465	8-27	.296	9-14	.643	16	26	42	33.7	23	11	17	0	2	83	71.0	
Ohio	12/22/2020	90-70	W	26-62	.419	8-27	.296	10-16	.625	11	14	25	31.5	13	14	6	2	6	70	70.8	
Kent St.	01/01/2021	66-62	W	24-63	.381	5-23	.217	9-17	.529	13	31	44	34.0	18	9	13	4	7	62	69.0	
at Eastern Mich.	01/09/2021	59-71	L	26-55	.473	6-23	.261	13-21	.619	7	24	31	33.5	15	10	8	5	6	71	69.3	
at Northern Ill.	01/12/2021	65-67	L	25-54	.463	7-14	.500	10-14	.714	10	31	41	34.6	17	18	15	3	7	67	69.0	
Toledo	01/16/2021	95-94	Wot	31-70	.443	12-28	.429	20-27	.741	13	21	34	34.5	15	17	5	2	7	94	72.1	
at Bowling Green	01/19/2021	69-57	W	23-69	.333	8-28	.286	3-5	.600	13	25	38	34.9	18	13	12	3	6	57	70.4	
Central Mich.	01/21/2021	81-67	W	23-53	.434	1-6	.167	20-25	.800	9	23	32	34.6	17	4	14	5	5	67	70.1	
at Western Mich.	01/23/2021	79-68	W	27-56	.482	5-16	.313	9-12	.750	7	21	28	34.0	23	10	14	0	3	68	69.9	
Eastern Mich.	01/26/2021	86-65	W	22-60	.367	9-30	.300	12-17	.706	3	28	31	33.8	17	8	14	1	6	65	69.5	
Ball St.	01/30/2021	74-42	W	17-50	.340	4-22	.182	4-7	.571	3	27	30	33.5	17	8	18	3	4	42	67.4	
at Toledo	02/02/2021	76-91	L	31-62	.500	13-29	.448	16-18	.889	12	29	41	34.0	19	16	11	3	3	91	69.1	
at Kent St.	02/05/2021	72-61	W	23-66	.348	6-27	.222	9-12	.750	15	22	37	34.2	16	10	17	2	6	61	68.5	
at Miami (OH)	02/12/2021	83-76	W	27-51	.529	5-14	.357	17-19	.895	6	22	28	33.8	18	9	8	1	3	76	69.0	
Northern Ill.	02/16/2021	81-76	W	31-73	.425	9-22	.409	5-7	.714	18	24	42	34.3	27	14	12	1	5	76	69.4	
at Ball St.	02/19/2021	88-79	W	31-65	.477	8-21	.381	9-9	1.000	10	23	33	34.2	23	16	17	0	5	79	69.9	
Total		1259		472-1102	.428	119-390	.305	196-272	.721	181	435	616	34.2	327	209	224	37	96	1259	69.9	
Akron		1428		497-1077	.461	182-519	.351	252-332	.759	191	500	691	38.4	318	255	221	56	93	1428	79.3	

### Opponents Averages

Games Played	Points/game	FG Pct	3FG Pct	FT Pct	Rebounds/game	Assists/game	Turnovers/game	Assist/Turnover ratio	Steals/game	Blocks/game
18	69.9	42.8	30.5	72.1	34.2	11.6	12.4	0.9	5.3	2.1





2020-21 Akron Men's Basketball  
Category Leaders  
All games

Page 1/3  
as of Feb 22, 2021

**Points**

##	Player	G	Pts	Pts/G
1	Jackson, Loren Cristian	18	376	20.9
12	Trimble Jr., Bryan	18	241	13.4
24	Ali, Ali	18	147	8.2
25	Freeman, Enrique	18	144	8.0
5	Reece, Camron	18	122	6.8
3	Dailey, Maishe	18	115	6.4
22	Dawson, Mikal	18	73	4.1
2	Tribble, Greg	16	66	4.1
20	Wynn, Michael	15	64	4.3
11	Clarke, Garvin	17	36	2.1
4	Marshall, Jermaine	12	24	2.0
33	Currie, Taylor	6	9	1.5
0	Edwards, Tre	4	6	1.5
21	Bandaogo, Aziz	6	5	0.8

**Scoring Average**

##	Player	G	Pts	Pts/G
1	Jackson, Loren Cristian	18	376	20.9
12	Trimble Jr., Bryan	18	241	13.4
24	Ali, Ali	18	147	8.2
25	Freeman, Enrique	18	144	8.0
5	Reece, Camron	18	122	6.8
3	Dailey, Maishe	18	115	6.4
20	Wynn, Michael	15	64	4.3
2	Tribble, Greg	16	66	4.1
22	Dawson, Mikal	18	73	4.1
11	Clarke, Garvin	17	36	2.1
4	Marshall, Jermaine	12	24	2.0
0	Edwards, Tre	4	6	1.5
33	Currie, Taylor	6	9	1.5
21	Bandaogo, Aziz	6	5	0.8

**Field Goal Percentage**

##	Player	FG	Att	Pct
25	Freeman, Enrique	61	82	.744
5	Reece, Camron	49	73	.671
33	Currie, Taylor	4	6	.667
20	Wynn, Michael	25	47	.532
0	Edwards, Tre	2	4	.500
24	Ali, Ali	51	109	.468
22	Dawson, Mikal	26	60	.433
12	Trimble Jr., Bryan	80	187	.428
1	Jackson, Loren Cristian	118	281	.420
2	Tribble, Greg	23	55	.418
3	Dailey, Maishe	40	113	.354
21	Bandaogo, Aziz	1	3	.333
11	Clarke, Garvin	12	39	.308
4	Marshall, Jermaine	5	18	.278

**Field Goal Attempts**

##	Player	G	Att	Att/G
1	Jackson, Loren Cristian	18	281	15.6
12	Trimble Jr., Bryan	18	187	10.4
3	Dailey, Maishe	18	113	6.3
24	Ali, Ali	18	109	6.1
25	Freeman, Enrique	18	82	4.6

**Field Goals Made**

##	Player	G	Made	Made/G
1	Jackson, Loren Cristian	18	118	6.6
12	Trimble Jr., Bryan	18	80	4.4
25	Freeman, Enrique	18	61	3.4
24	Ali, Ali	18	51	2.8
5	Reece, Camron	18	49	2.7



2020-21 Akron Men's Basketball  
Category Leaders  
All games

Page 2/3  
as of Feb 22, 2021

### 3-Point FG Percentage

##	Player	3FG	Att	Pct
12	Trimble Jr., Bryan	65	155	.419
24	Ali, Ali	23	58	.397
20	Wynn, Michael	8	23	.348
1	Jackson, Loren Cristian	42	126	.333
22	Dawson, Mikal	15	45	.333
0	Edwards, Tre	1	3	.333
3	Dailey, Maishe	21	69	.304
11	Clarke, Garvin	4	14	.286
4	Marshall, Jermaine	2	12	.167
2	Tribble, Greg	1	13	.077

### 3-Point FG Attempts

##	Player	G	Att	Att/G
12	Trimble Jr., Bryan	18	155	8.6
1	Jackson, Loren Cristian	18	126	7.0
3	Dailey, Maishe	18	69	3.8
24	Ali, Ali	18	58	3.2
22	Dawson, Mikal	18	45	2.5

### 3-Point FG Made

##	Player	G	Made	Made/G
12	Trimble Jr., Bryan	18	65	3.6
1	Jackson, Loren Cristian	18	42	2.3
24	Ali, Ali	18	23	1.3
3	Dailey, Maishe	18	21	1.2
22	Dawson, Mikal	18	15	0.8

### Free Throw Percentage

##	Player	Made	Att	Pct
0	Edwards, Tre	1	1	1.000
12	Trimble Jr., Bryan	16	17	.941
1	Jackson, Loren Cristian	98	112	.875
4	Marshall, Jermaine	12	14	.857
5	Reece, Camron	24	32	.750
22	Dawson, Mikal	6	8	.750
24	Ali, Ali	22	30	.733
25	Freeman, Enrique	22	32	.688
2	Tribble, Greg	19	28	.679
11	Clarke, Garvin	8	12	.667
3	Dailey, Maishe	14	23	.609
33	Currie, Taylor	1	2	.500
21	Bandaogo, Aziz	3	6	.500
20	Wynn, Michael	6	15	.400

### Free Throw Attempts

##	Player	G	Att	Att/G
1	Jackson, Loren Cristian	18	112	6.2
25	Freeman, Enrique	18	32	1.8
5	Reece, Camron	18	32	1.8
24	Ali, Ali	18	30	1.7
2	Tribble, Greg	16	28	1.8

### Free Throws Made

##	Player	G	Made	Made/G
1	Jackson, Loren Cristian	18	98	5.4
5	Reece, Camron	18	24	1.3
24	Ali, Ali	18	22	1.2
25	Freeman, Enrique	18	22	1.2
2	Tribble, Greg	16	19	1.2

### Rebounds

##	Player	G	Reb	Reb/G
25	Freeman, Enrique	18	163	9.1
5	Reece, Camron	18	89	4.9
3	Dailey, Maishe	18	63	3.5
24	Ali, Ali	18	62	3.4
1	Jackson, Loren Cristian	18	48	2.7

### Assists

##	Player	G	Ast	Ast/G
1	Jackson, Loren Cristian	18	120	6.7
3	Dailey, Maishe	18	29	1.6
24	Ali, Ali	18	27	1.5
2	Tribble, Greg	16	18	1.1
20	Wynn, Michael	15	15	1.0



**2020-21 Akron Men's Basketball  
Category Leaders  
All games**

Page 3/3  
as of Feb 22, 2021

**Rebounds Average**

##	Player	G	Reb	Reb/G
25	Freeman, Enrique	18	163	9.1
5	Reece, Camron	18	89	4.9
3	Dailey, Maishe	18	63	3.5
24	Ali, Ali	18	62	3.4
4	Marshall, Jermaine	12	34	2.8

**Steals**

##	Player	G	Stl	Stl/G
1	Jackson, Loren Cristian	18	18	1.0
12	Trimble Jr., Bryan	18	16	0.9
22	Dawson, Mikal	18	10	0.6
25	Freeman, Enrique	18	8	0.4
3	Dailey, Maishe	18	8	0.4

**Offensive Rebounds**

##	Player	G	OREb	OREb/G
25	Freeman, Enrique	18	44	2.4
5	Reece, Camron	18	28	1.6
20	Wynn, Michael	15	14	0.9
24	Ali, Ali	18	13	0.7
22	Dawson, Mikal	18	10	0.6

**Blocked Shots**

##	Player	G	Blk	Blk/G
25	Freeman, Enrique	18	30	1.7
5	Reece, Camron	18	8	0.4
24	Ali, Ali	18	5	0.3
20	Wynn, Michael	15	4	0.3
3	Dailey, Maishe	18	2	0.1

**Defensive Rebounds**

##	Player	G	DReb	DReb/G
25	Freeman, Enrique	18	119	6.6
5	Reece, Camron	18	61	3.4
3	Dailey, Maishe	18	55	3.1
24	Ali, Ali	18	49	2.7
1	Jackson, Loren Cristian	18	39	2.2

**Minutes**

##	Player	G	Min	Min/G
1	Jackson, Loren Cristian	18	626	34:46
12	Trimble Jr., Bryan	18	504	27:59
24	Ali, Ali	18	444	24:39
3	Dailey, Maishe	18	437	24:16
25	Freeman, Enrique	18	393	21:49

**Fouls**

##	Player	G	PF	PF/G
5	Reece, Camron	18	48	2.7
25	Freeman, Enrique	18	43	2.4
12	Trimble Jr., Bryan	18	36	2.0
1	Jackson, Loren Cristian	18	31	1.7
24	Ali, Ali	18	30	1.7

**Turnovers**

##	Player	G	TO	TO/G
1	Jackson, Loren Cristian	18	56	3.1
5	Reece, Camron	18	31	1.7
25	Freeman, Enrique	18	29	1.6
24	Ali, Ali	18	23	1.3
12	Trimble Jr., Bryan	18	18	1.0

**Foul Outs**

##	Player	G	FO
5	Reece, Camron	18	2
12	Trimble Jr., Bryan	18	1
24	Ali, Ali	18	1
2	Tribble, Greg	16	1





**2020-21 Akron Men's Basketball  
Player Highs Analysis  
All games**

Page 1/3  
as of Feb 22, 2021

**Akron - Individual Game Highs**

<b>POINTS</b>	34		Loren Cristian Jackson vs Toledo (01/16/2021)
	34		Loren Cristian Jackson vs Malone (12/19/2020)
	32		Loren Cristian Jackson at Toledo (02/02/2021)
	32		Loren Cristian Jackson at Western Mich. (01/23/2021)
	31		Loren Cristian Jackson vs Kent St. (01/01/2021)
<b>FIELD GOALS MADE</b>	11		Loren Cristian Jackson at Toledo (02/02/2021)
	11		Enrique Freeman vs Malone (12/19/2020)
<b>FIELD GOAL ATTEMPTS</b>	24		Loren Cristian Jackson at Toledo (02/02/2021)
	23		Loren Cristian Jackson at Kent St. (02/05/2021)
	23		Loren Cristian Jackson vs Kent St. (01/01/2021)
<b>FIELD GOAL PERCENTAGE (min 5 made)</b>	1.000	(5-5)	Enrique Freeman vs Eastern Mich. (01/26/2021)
	1.000	(5-5)	Camron Reece vs Ohio (12/22/2020)
<b>3 PT FG MADE</b>	7		Bryan Trimble Jr. at Kent St. (02/05/2021)
	7		Bryan Trimble Jr. vs Central Mich. (01/21/2021)
	7		Loren Cristian Jackson vs Kent St. (01/01/2021)
<b>3 PT FG ATTEMPTS</b>	16		Loren Cristian Jackson vs Toledo (01/16/2021)
	14		Bryan Trimble Jr. vs Central Mich. (01/21/2021)
	14		Loren Cristian Jackson vs Kent St. (01/01/2021)
<b>3 PT FG PERCENTAGE (min 2 made)</b>	1.000	(6-6)	Bryan Trimble Jr. vs Ohio (12/22/2020)
	1.000	(2-2)	Michael Wynn vs Ball St. (01/30/2021)
	1.000	(2-2)	Michael Wynn at Bowling Green (01/19/2021)
	1.000	(2-2)	Jermaine Marshall vs Cedarville (12/12/2020)
<b>FREE THROWS MADE</b>	14		Loren Cristian Jackson vs Malone (12/19/2020)
	13		Loren Cristian Jackson at Western Mich. (01/23/2021)
<b>FREE THROW ATTEMPTS</b>	15		Loren Cristian Jackson vs Malone (12/19/2020)
	14		Loren Cristian Jackson at Western Mich. (01/23/2021)
<b>FREE THROW PERCENTAGE (min 3 made)</b>	1.000	(10-10)	Loren Cristian Jackson vs Northern Ill. (02/16/2021)
	1.000	(9-9)	Loren Cristian Jackson vs Toledo (01/16/2021)
	1.000	(7-7)	Loren Cristian Jackson at Bowling Green (01/19/2021)
	1.000	(6-6)	Camron Reece at Ball St. (02/19/2021)
	1.000	(6-6)	Loren Cristian Jackson vs Kent St. (01/01/2021)
	1.000	(6-6)	Enrique Freeman vs Kent St. (01/01/2021)
	1.000	(6-6)	Loren Cristian Jackson vs St. Bonaventure (N) (12/15/2020)
	1.000	(4-4)	Bryan Trimble Jr. vs Northern Ill. (02/16/2021)
	1.000	(4-4)	Camron Reece vs Northern Ill. (02/16/2021)
	1.000	(4-4)	Loren Cristian Jackson vs Central Mich. (01/21/2021)
	1.000	(4-4)	Enrique Freeman at Bowling Green (01/19/2021)
	1.000	(3-3)	Bryan Trimble Jr. at Kent St. (02/05/2021)
	1.000	(3-3)	Camron Reece vs Ball St. (01/30/2021)
	1.000	(3-3)	Enrique Freeman vs St. Bonaventure (N) (12/15/2020)
<b>REBOUNDS</b>	21		Enrique Freeman vs Malone (12/19/2020)
	14		Enrique Freeman at Bowling Green (01/19/2021)
<b>ASSISTS</b>	11		Loren Cristian Jackson at Ball St. (02/19/2021)
	10		Loren Cristian Jackson vs Central Mich. (01/21/2021)
	10		Loren Cristian Jackson vs Malone (12/19/2020)
<b>STEALS</b>	3		Bryan Trimble Jr. at Ball St. (02/19/2021)
	3		Loren Cristian Jackson at Toledo (02/02/2021)
	3		Bryan Trimble Jr. vs Central Mich. (01/21/2021)
<b>BLOCKED SHOTS</b>	4		Enrique Freeman at Kent St. (02/05/2021)
	4		Enrique Freeman vs Central Mich. (01/21/2021)
<b>TURNOVERS</b>	6		Loren Cristian Jackson vs Toledo (01/16/2021)
	5		Loren Cristian Jackson at Kent St. (02/05/2021)



**2020-21 Akron Men's Basketball  
Player Highs Analysis  
All games**

Page 3/3  
as of Feb 22, 2021

**Opponent - Individual Game Highs**

<b>POINTS</b>	28		Ty Groce vs Eastern Mich. (01/26/2021)
	25		JT Shumate at Toledo (02/02/2021)
	25		Osun Osunniyi vs St. Bonaventure (N) (12/15/2020)
	24		Mekhi Lairy at Miami (OH) (02/12/2021)
	24		Marreon Jackson vs Toledo (01/16/2021)
<b>FIELD GOALS MADE</b>	10		Greg Lee at Western Mich. (01/23/2021)
	10		Osun Osunniyi vs St. Bonaventure (N) (12/15/2020)
<b>FIELD GOAL ATTEMPTS</b>	23		Ishmael El-Amin at Ball St. (02/19/2021)
	23		Marreon Jackson vs Toledo (01/16/2021)
<b>FIELD GOAL PERCENTAGE (min 5 made)</b>	.833	(5-6)	James Beck at Miami (OH) (02/12/2021)
	.833	(5-6)	Justin Lee at Northern Ill. (01/12/2021)
<b>3 PT FG MADE</b>	5		Zool Kueth vs Northern Ill. (02/16/2021)
	5		Spencer Littleton at Toledo (02/02/2021)
	5		Bryce McBride vs Eastern Mich. (01/26/2021)
	5		Spencer Littleton vs Toledo (01/16/2021)
<b>3 PT FG ATTEMPTS</b>	12		Bryce McBride vs Eastern Mich. (01/26/2021)
	11		Ishmael El-Amin at Ball St. (02/19/2021)
<b>3 PT FG PERCENTAGE (min 2 made)</b>	1.000	(3-3)	JT Shumate at Toledo (02/02/2021)
	1.000	(2-2)	Daylan Hamilton at Western Mich. (01/23/2021)
	1.000	(2-2)	Zool Kueth at Northern Ill. (01/12/2021)
<b>FREE THROWS MADE</b>	9		Ty Groce vs Eastern Mich. (01/26/2021)
	7		Kyle Lofton vs St. Bonaventure (N) (12/15/2020)
<b>FREE THROW ATTEMPTS</b>	10		Ty Groce vs Eastern Mich. (01/26/2021)
	9		Osun Osunniyi vs St. Bonaventure (N) (12/15/2020)
<b>FREE THROW PERCENTAGE (min 3 made)</b>	1.000	(6-6)	JT Shumate at Toledo (02/02/2021)
	1.000	(5-5)	Dominick Welch vs St. Bonaventure (N) (12/15/2020)
	1.000	(4-4)	Isaiah Coleman-Lands at Miami (OH) (02/12/2021)
	1.000	(4-4)	Dae Dae Grant at Miami (OH) (02/12/2021)
	1.000	(4-4)	Keshaun Saunders at Toledo (02/02/2021)
	1.000	(4-4)	Spencer Littleton vs Toledo (01/16/2021)
	1.000	(4-4)	Justin Lee at Northern Ill. (01/12/2021)
	1.000	(4-4)	Bo Myers vs Malone (12/19/2020)
	1.000	(3-3)	Malique Jacobs at Kent St. (02/05/2021)
<b>REBOUNDS</b>	13		Tyler Cochran vs Northern Ill. (02/16/2021)
	11		Danny Pippen at Kent St. (02/05/2021)
	11		Marreon Jackson at Toledo (02/02/2021)
	11		Ty Groce vs Eastern Mich. (01/26/2021)
	11		Justin Lee at Northern Ill. (01/12/2021)
<b>ASSISTS</b>	10		Marreon Jackson vs Toledo (01/16/2021)
	8		Marreon Jackson at Toledo (02/02/2021)
<b>STEALS</b>	3		Malique Jacobs at Kent St. (02/05/2021)
	3		Devontae Lane vs Central Mich. (01/21/2021)
	3		Dominick Welch vs St. Bonaventure (N) (12/15/2020)
<b>BLOCKED SHOTS</b>	4		Justyn Hamilton vs Kent St. (01/01/2021)
	3		Malik Muhammad vs Central Mich. (01/21/2021)
<b>TURNOVERS</b>	8		Marreon Jackson at Toledo (02/02/2021)
	7		Jarron Coleman vs Ball St. (01/30/2021)
<b>FOULS</b>	5		Ishmael El-Amin at Ball St. (02/19/2021)
	5		Adong Makuoi vs Northern Ill. (02/16/2021)
	5		Chinedu Kingsley Okanu vs Northern Ill. (02/16/2021)
	5		Myja White at Miami (OH) (02/12/2021)
	5		Luke Bumbalough vs Ball St. (01/30/2021)



2020-21 Akron Men's Basketball  
Team High/Low Analysis  
All games

Akron - Game Highs

POINTS	97	Cedarville (12/12/2020)
	95	Toledo (01/16/2021)
	93	Malone (12/19/2020)
	90	Ohio (12/22/2020)
	88	at Ball St. (02/19/2021)
FIELD GOALS MADE	35	Ohio (12/22/2020)
	35	Malone (12/19/2020)
	35	Cedarville (12/12/2020)
FIELD GOAL ATTEMPTS	74	Malone (12/19/2020)
	69	Eastern Mich. (01/26/2021)
FIELD GOAL PERCENTAGE	.636 (35-55)	Ohio (12/22/2020)
	.530 (35-66)	Cedarville (12/12/2020)
3 PT FG MADE	16	Cedarville (12/12/2020)
	14	at Miami (OH) (02/12/2021)
	14	Toledo (01/16/2021)
	14	Ohio (12/22/2020)
3 PT FG ATTEMPTS	40	Toledo (01/16/2021)
	40	Cedarville (12/12/2020)
3 PT FG PERCENTAGE	.560 (14-25)	Ohio (12/22/2020)
	.450 (9-20)	at Ball St. (02/19/2021)
FREE THROWS MADE	30	Northern Ill. (02/16/2021)
	23	at Western Mich. (01/23/2021)
FREE THROW ATTEMPTS	35	Northern Ill. (02/16/2021)
	31	at Western Mich. (01/23/2021)
FREE THROW PERCENTAGE	.952 (20-21)	vs St. Bonaventure (N) (12/15/2020)
	.895 (17-19)	at Bowling Green (01/19/2021)
REBOUNDS	50	Eastern Mich. (01/26/2021)
	49	at Bowling Green (01/19/2021)
ASSISTS	23	Cedarville (12/12/2020)
	22	Eastern Mich. (01/26/2021)
STEALS	9	at Ball St. (02/19/2021)
	9	Ball St. (01/30/2021)
BLOCKED SHOTS	7	Northern Ill. (02/16/2021)
	7	at Bowling Green (01/19/2021)
TURNOVERS	17	at Eastern Mich. (01/09/2021)
	17	vs St. Bonaventure (N) (12/15/2020)
FOULS	24	Toledo (01/16/2021)
	24	vs St. Bonaventure (N) (12/15/2020)



2020-21 Akron Men's Basketball  
Team High/Low Analysis  
All games

Akron - Game Lows

POINTS	59	at Eastern Mich. (01/09/2021)
	65	at Northern Ill. (01/12/2021)
	66	Kent St. (01/01/2021)
	69	at Bowling Green (01/19/2021)
	72	at Kent St. (02/05/2021)
FIELD GOALS MADE	19	Kent St. (01/01/2021)
	20	Northern Ill. (02/16/2021)
FIELD GOAL ATTEMPTS	49	at Western Mich. (01/23/2021)
	50	at Eastern Mich. (01/09/2021)
FIELD GOAL PERCENTAGE	.322 (19-59)	Kent St. (01/01/2021)
	.373 (22-59)	at Bowling Green (01/19/2021)
3 PT FG MADE	4	Malone (12/19/2020)
	6	vs St. Bonaventure (N) (12/15/2020)
3 PT FG ATTEMPTS	20	at Ball St. (02/19/2021)
	22	Malone (12/19/2020)
3 PT FG PERCENTAGE	.182 (4-22)	Malone (12/19/2020)
	.188 (6-32)	vs St. Bonaventure (N) (12/15/2020)
FREE THROWS MADE	6	at Northern Ill. (01/12/2021)
	6	Ohio (12/22/2020)
FREE THROW ATTEMPTS	9	Ohio (12/22/2020)
	11	at Kent St. (02/05/2021)
FREE THROW PERCENTAGE	.462 (6-13)	at Northern Ill. (01/12/2021)
	.526 (10-19)	Ball St. (01/30/2021)
REBOUNDS	28	at Western Mich. (01/23/2021)
	30	at Miami (OH) (02/12/2021)
ASSISTS	10	Ball St. (01/30/2021)
	10	at Western Mich. (01/23/2021)
	10	vs St. Bonaventure (N) (12/15/2020)
STEALS	2	Ohio (12/22/2020)
	3	Eastern Mich. (01/26/2021)
	3	at Northern Ill. (01/12/2021)
BLOCKED SHOTS	0	at Western Mich. (01/23/2021)
	0	at Northern Ill. (01/12/2021)
	0	Cedarville (12/12/2020)
TURNOVERS	8	at Miami (OH) (02/12/2021)
	8	Malone (12/19/2020)
FOULS	8	Cedarville (12/12/2020)
	12	Northern Ill. (02/16/2021)



2020-21 Akron Men's Basketball  
Team High/Low Analysis  
All games

Opponent - Game Highs

POINTS	94	Toledo (01/16/2021)
	91	at Toledo (02/02/2021)
	83	Malone (12/19/2020)
	81	vs St. Bonaventure (N) (12/15/2020)
	79	at Ball St. (02/19/2021)
FIELD GOALS MADE	33	Malone (12/19/2020)
	31	at Ball St. (02/19/2021)
	31	Northern Ill. (02/16/2021)
	31	at Toledo (02/02/2021)
	31	Toledo (01/16/2021)
FIELD GOAL ATTEMPTS	73	Northern Ill. (02/16/2021)
	71	Malone (12/19/2020)
FIELD GOAL PERCENTAGE	.529 (27-51)	at Miami (OH) (02/12/2021)
	.500 (31-62)	at Toledo (02/02/2021)
3 PT FG MADE	13	at Toledo (02/02/2021)
	12	Toledo (01/16/2021)
3 PT FG ATTEMPTS	30	Eastern Mich. (01/26/2021)
	29	at Toledo (02/02/2021)
3 PT FG PERCENTAGE	.500 (7-14)	at Northern Ill. (01/12/2021)
	.448 (13-29)	at Toledo (02/02/2021)
FREE THROWS MADE	20	Central Mich. (01/21/2021)
	20	Toledo (01/16/2021)
	20	vs St. Bonaventure (N) (12/15/2020)
FREE THROW ATTEMPTS	28	vs St. Bonaventure (N) (12/15/2020)
	27	Toledo (01/16/2021)
FREE THROW PERCENTAGE	1.000 (9-9)	at Ball St. (02/19/2021)
	.895 (17-19)	at Miami (OH) (02/12/2021)
REBOUNDS	44	Kent St. (01/01/2021)
	42	Northern Ill. (02/16/2021)
	42	Malone (12/19/2020)
ASSISTS	18	at Northern Ill. (01/12/2021)
	17	Toledo (01/16/2021)
STEALS	8	vs St. Bonaventure (N) (12/15/2020)
	7	Toledo (01/16/2021)
	7	at Northern Ill. (01/12/2021)
	7	Kent St. (01/01/2021)
	7	Cedarville (12/12/2020)
BLOCKED SHOTS	5	Central Mich. (01/21/2021)
	5	at Eastern Mich. (01/09/2021)
TURNOVERS	18	Ball St. (01/30/2021)



2020-21 Akron Men's Basketball  
Team High/Low Analysis  
All games

Opponent - Game Lows

POINTS	42	Ball St. (01/30/2021)
	49	Cedarville (12/12/2020)
	57	at Bowling Green (01/19/2021)
	61	at Kent St. (02/05/2021)
	62	Kent St. (01/01/2021)
FIELD GOALS MADE	17	Ball St. (01/30/2021)
	22	Eastern Mich. (01/26/2021)
	22	Cedarville (12/12/2020)
FIELD GOAL ATTEMPTS	50	Ball St. (01/30/2021)
	51	at Miami (OH) (02/12/2021)
FIELD GOAL PERCENTAGE	.333 (23-69)	at Bowling Green (01/19/2021)
	.340 (17-50)	Ball St. (01/30/2021)
3 PT FG MADE	1	Central Mich. (01/21/2021)
	1	vs St. Bonaventure (N) (12/15/2020)
3 PT FG ATTEMPTS	6	Central Mich. (01/21/2021)
	14	at Miami (OH) (02/12/2021)
	14	at Northern Ill. (01/12/2021)
	14	vs St. Bonaventure (N) (12/15/2020)
3 PT FG PERCENTAGE	.071 (1-14)	vs St. Bonaventure (N) (12/15/2020)
	.167 (1-6)	Central Mich. (01/21/2021)
FREE THROWS MADE	1	Cedarville (12/12/2020)
	3	at Bowling Green (01/19/2021)
FREE THROW ATTEMPTS	4	Cedarville (12/12/2020)
	5	at Bowling Green (01/19/2021)
FREE THROW PERCENTAGE	.250 (1-4)	Cedarville (12/12/2020)
	.529 (9-17)	Kent St. (01/01/2021)
REBOUNDS	23	Cedarville (12/12/2020)
	25	Ohio (12/22/2020)
ASSISTS	4	Central Mich. (01/21/2021)
	7	Cedarville (12/12/2020)
STEALS	2	Malone (12/19/2020)
	3	at Miami (OH) (02/12/2021)
	3	at Toledo (02/02/2021)
	3	at Western Mich. (01/23/2021)
BLOCKED SHOTS	0	at Ball St. (02/19/2021)
	0	at Western Mich. (01/23/2021)
	0	Malone (12/19/2020)
	0	Cedarville (12/12/2020)
TURNOVERS	5	Toledo (01/16/2021)
	6	Ohio (12/22/2020)





## LAST TIME AKRON...

**Scored 50+ points in a half: 7x Most:** vs Radford (59), 11/17/16 (2nd)  
**Scored 55+ points in a half:** vs. Detroit (58), 12/18/13 (2nd)  
**Scored 60+ points in a half:** vs. Denison (70), 12/7/05 (1st)  
**Scored 90+ Points:** vs. Youngstown State (98), 11/10/18  
**Scored 90+ Points (MAC):** Buffalo (91) 1/28/17  
**Scored 100+ Points:** vs. Hiram (100), 11/16/15  
**Scored 100+ Points (MAC):** at Northern Illinois (101, 2ot), 1/29/03  
**Scored 110+ Points:** vs. Ball State (106, 2ot), 1/27/18  
**Scored 110+ Points (MAC):** vs. Ball State (111, 2ot), 1/27/18  
**Scored 120+ Points:** vs. Denison (123), 12/7/05  
**Scored 50 points or less:** at Gonzaga (43), 12/10/16  
**Scored 50 points or less (MAC):** vs. Ohio (50), 2/22/14  
**Scored 100 points in consecutive games:** vs. Ball State (105, ot), 1/4/03; at Ohio (104, 4ot), 1/8/03  
**Scored 100 points in 3+ consecutive games:** vs. Central Connecticut (100), 12/3/67; vs. Marietta (100), 12/10/67; at Heidelberg (102), 12/13/67  
**Won a game by 20+ points:** vs. Radford (47, 88-41), 11/17/16  
**Won a game by 30+ points:** vs. Chicago State (41, 87-46), 11/16/18  
**Won by one point:** at Buffalo (91-90), 1/28/17  
**Lost by one point:** at Northern Illinois (80-79), 2/13/16  
**Consecutive games decided by one point:** at Bowling Green (W, 69-68), 1/31/15; at Ohio (L, 83-82), 2/4/15  
**Made 35+ field goals:** vs. Ball State (36), 1/27/18  
**Made 40+ field goals:** vs. Denison (46), 12/7/05  
**Made 45+ field goals:** vs. Denison (46), 12/7/05  
**Made 50+ field goals:** vs. Hiram (57), 2/25/61  
**Shot over 50% from the field:** vs. Chicago State (.528, 28-53), 11/16/18  
**Shot over 60% from the field:** at IPFW (.643, 36-56), 3/19/14  
**Shot over 65% from the field:** at Kent State (.660, 33-55), 1/24/98  
**Shot under 30% from the field:** at North Dakota State (.298, 17-57), 12/16/14  
**Made 10+ 3-pointers:** vs. Chicago State (11) 11/16/18  
**Made 15+ 3-pointers (4x Last):** at Eastern Michigan (18) 2/10/17  
**Made 20+ 3-pointers:** vs. BGSU (20) 3/1/16  
**Made 0 3-pointers:** vs. Purdue, 12/7/00  
**Shot over 50% from 3-point (10 att):** vs Buffalo (.591, 13-22), 2/24/17  
**Shot over 60% from 3-point (10 att):** at Ohio (.600, 9-15), 1/12/14  
**Shot over 70% from 3-point (10 att):** vs. Ohio (.750, 9-12), 3/10/12  
**Shot over 75% from 3-point (8 att):** vs. Northern Ill. (.778, 7-9), 2/19/90  
**Made 20+ free throws:** vs. Buffalo (20), 2/24/17  
**Made 25+ free throws:** vs. Buffalo (26), 1/28/17  
**Made 30+ free throws:** vs. Youngstown State (35), 12/21/07  
**Made 35+ free throws:** vs. Youngstown State (35), 12/21/07  
**Made 40+ free throws:** vs. Ball State (.905, 19-of-21), 1/27/18  
**Shot 100% from foul line (min. 10 att.):** vs. Bowling Green (10-10), 2/21/17  
**Had 15+ steals:** vs. Bluffton (17), 12/20/14  
**Had 20+ steals:** vs. Tiffin (20), 11/19/06  
**Had 20+ assists:** at Ohio (21), 2/27/13  
**Had 25+ assists:** vs. North Carolina Central (26), 12/8/07  
**Had 30+ assists:** vs. Denison (31), 12/7/05  
**Had 50+ rebounds:** vs. Arkansas-Pine Bluff (50), 12/18/12  
**Had 60+ rebounds:** vs. Coppin State (61), 1/2/13  
**Won rebounds by +20:** vs. Coppin State (29, 61-32), 1/2/13  
**Lost rebounds by +20:** vs. Canisius (20, 27-47), 11/15/08  
**Had 10+ blocked shots:** at Buffalo (10), 2/16/16  
**Had 15+ blocked shots:** vs. Kent State (15), 3/12/11  
**Had 5 or fewer turnovers:** vs. Youngstown State (5), 11/10/18  
**Had 10 or fewer turnovers:** at Western Michigan (8), 1/24/17  
**Had 20+ turnovers:** vs. Miami (Ohio) (20), 2/21/15  
**Had 25+ turnovers:** vs. Arkansas-Pine Bluff (25), 12/18/12  
**Won in overtime:** at Ohio (83-80, 2OT), 1/12/14  
**Lost in overtime:** vs. Ohio State (NIT: 72-63), 3/15/16  
**Played in two overtimes:** vs. Ball State (L, 111-106, 2ot), 1/27/18  
**Played in three overtimes:** vs. Xavier (L, 113-111), 12/21/96  
**Played in four overtimes:** at Ohio (L, 112-104), 1/8/02  
**Played in five overtimes:** at Eastern Kentucky (W, 88-86), 1/26/84  
**Played consecutive overtime games:** vs. Ball State (W, 105-104, ot), 1/4/03; at Ohio (L, 112-104, 4ot), 1/8/03  
**Overcame a 10+ point deficit to win:** Trained 38-27 vs. CMU, won 89-85, 11/0/17  
**Overcame a 15+ point deficit to win:** Trained 52-37 at NIU, won 76-73, 1/31/17  
**Overcame a 20+ point deficit to win:** Trained 32-12 vs. Buffalo, won 68-64, 1/26/13

## LAST TIME AN OPPONENT...

**Scored 50+ points in a half:** vs. Davidson (52), 12/25/17 (2nd)  
**Scored 55+ points in a half:** vs. USC (55), 12/22/17 (2nd)  
**Scored 60+ points in a half:** at Louisville (65), 12/10/05 (2nd)  
**Scored 90+ Points:** Davidson (90), 12/25/17  
**Scored 90+ Points (MAC):** Buffalo (90), 1/28/17  
**Scored 100+ Points:** at Louisville (111), 12/10/05  
**Scored 100+ Points (MAC):** at Northern Illinois (100, 2ot), 1/29/03  
**Scored 110+ Points:** at Louisville (111), 12/10/05  
**Scored 110+ Points (MAC):** vs. Ball State (111, 2ot), 1/27/18  
**Scored 120+ Points:** at Eastern Kentucky (122), 1/19/80  
**Scored 50 points or less:** vs. Radford (41), 1/28/17  
**Scored 50 points or less (MAC):** vs. Miami (46), 1/23/16  
**Scored 100 points in consecutive games:** vs. Ball State (104, ot), 1/4/03; at Ohio (112, 4ot), 1/8/03  
**Scored 100 points in consecutive games (MAC):** vs. Ball State (104, ot), 1/4/03; at Ohio (112, 4ot), 1/8/03  
**Scored 100 points in 3+ consecutive games:** Never  
**Won a game by 20+ points:** vs. USC (31, 84-53), 12/21/17  
**Won a game by 30+ points:** at South Carolina (32, 78-45), 12/28/13  
**Made 35+ field goals:** at Buffalo (38), 2/19/14  
**Made 40+ field goals:** at Louisville (40), 12/10/05  
**Made 45+ field goals:** at Marshall (47), 12/21/51  
**Made 50+ field goals:** Never  
**Shot over 50% from the field:** vs Davidson (.532, 33-62), 12/25/17  
**Shot over 60% from the field:** at IPFW (.600, 33-55), 3/19/14  
**Shot over 65% from the field:** vs. Ohio (.652, 30-46), 2/12/94  
**Shot under 30% from the field:** vs. Western Michigan (.259, 14-54), 3/11/15  
**Made 10+ 3-pointers:** Davidson (13), 12/25/17  
**Made 15+ 3-pointers 2x Most:** vs. Marshall (12), 12/17/16  
**Made 0 3-pointers:** at Valparaiso, 11/18/11  
**Shot over 50% from 3-point (10 att):** vs Eastern Michigan (.529, 9-17), 1/19/16  
**Shot over 60% from 3-point (10 att):** at Ohio (.611, 11-18), 2/4/15  
**Shot over 70% from 3-point (10 att):** vs. Toledo (.786, 11-14), 1/20/93  
**Shot over 75% from 3-point (10 att):** at Toledo (.818, 9-11), 1/9/15  
**Made 20+ free throws:** vs. USC (20), 12/25/17  
**Made 25+ free throws:** at Kent State (25), 3/6/15  
**Made 30+ free throws:** at Saint Mary's (32), 11/12/13  
**Made 35+ free throws:** vs. Toledo (36, ot), 3/10/09  
**Made 40+ free throws:** Never  
**Shot 90% from foul line:** vs. Ohio (.900, 18-20), 2/27/15  
**Shot 100% from foul line (min. 10 att.):** at Florida State (10-10), 3/18/08  
**Had 15+ steals:** vs. Arkansas-Pine Bluff (18), 12/18/12  
**Had 20+ steals:** Never  
**Had 20+ assists:** at IPFW (20), 3/19/14  
**Had 25+ assists:** at Northwestern (25), 3/13/12  
**Had 30+ assists:** at Louisville (31), 12/10/05  
**Had 50+ rebounds:** vs. Western Michigan (51), 3/11/11; (50), 1/8/16  
**Had 10+ blocked shots:** vs. VCU (10), 2/23/08  
**Had 15+ blocked shots:** Never  
**Had 5 or fewer turnovers:** vs. Miami (Ohio) (5), 3/10/07  
**Had 10 or fewer turnovers 3x Least:** vs UMES (8), 12/22/16  
**Had 20+ turnovers:** vs Radford (22), 2/14/15  
**Had 30+ turnovers:** vs. Canisius (30), 11/15/08  
**Overcame a 10+ point deficit to win:** YSU trailed 41-30 and won 90-82, 11/12/16  
**Overcame a 15+ point deficit to win:** Western Michigan trailed 37-19 and won 64-60 in overtime, 3/14/14



## LAST TIME AN AKRON PLAYER...

### SCORING

**Scored 20+ Points:** Loren Cristian Jackson (24), vs. Fort Wayne 12/6/17

**Scored 25+ Points:** Daniel Utomi (25), vs. Youngstown State 11/10/18

**Scored 30+ Points:** Daniel Utomi (32), vs. UT Martin, 11/18/17

**Scored 35+ Points:** Romeo Travis (37), vs. Bowling Green, 2/24/07

**Scored 40+ Points:** Derrick Tarver (44), vs. Wright State, 12/30/03

**Scored 45+ Points:** Jimond Ivey (48), vs. Ball State, 1/27/18

**Scored 50+ Points:** Never

**Two players had 20+ points:** Jimond Ivey (48) and Malcolm Duvivier (22) vs Ball State 1/27/18

**Three players had 20+ points:** Nikola Cvetinovic (27); Brett McClanahan (22); Zeke Marshall (22), vs. Youngstown State, 11/20/10

**Two players had 25+ points:** Kwan Cheatham (31); Isaiah Johnson (27), UB, 1/28/17

**Two players had 30+ points:** Rashon Brown (31); David Falknor (30), vs. Western Michigan, 3/4/02

**Scored 20+ points, half:** Derrick Tarver (27), vs. Wright State, 12/30/03 (1st)

**Scored 20+ points in five-straight games:** Derrick Tarver (6), 1/10/04-1/28/04

**Scored 20+ points in 10+ straight games:** Joe Jakubick (17), 1/9/84-3/3/84

**Scored in double figures in 10+ straight games:** Isaiah Johnson (13), 1/12-2/23/16

**Scored in double figures in 15+ straight games:** Demetrius "Tree" Treadwell (22), 1/8/14-11/14/14

**Scored in double figures in 30+ straight games:** Joe Jakubick (30), 3/11/82-3/3/84

**All five starters scored in double figures: 2x** Isaiah Johnson (15), Antino Jackson (13), Jimond Ivey (13), Kwan Cheatham, Jr. (10), Tavian Dunn-Martin (10); vs. UMES, 12/22/16  
Kwan Cheatham (20), Noah Robotham (14), Isaiah Johnson (13), Jimond Ivey (13), and Antino Jackson (12) vs. Western Michigan 1/24/17

**5 players scored in double figures Last:** Daniel Utomi (25), Jimond Ivey (18), Loren Cristian Jackson (16), Deng Riak (14), Tyler Cheese (13); vs. YSU, 11/10/18

**6 players scored in double figures: (x2 in 15-16)** Noah Robotham (15), Jake Kretzer (14), Antino Jackson (14), Pat Forsythe (13), Isaiah Johnson (12), Josh Williams (11); vs. UC Santa Barbara 12/21/15; Reggie McAdams (16), Isaiah Johnson (15), Jake Kretzer (13), Antino Jackson (11), Kwan Cheatham, Jr. (11), Noah Robotham (10); vs. Iona 12/23/15

**7 players scored in double figures:** Bubba Walther (21), Zach Sowers (12), Matt Futch (11), Nick Dials (10), Dru Joyce (10), Romeo Travis (10), John Rybak (10); vs. Denison, 12/7/05

### DOUBLE-DOUBLES

**Had a double-double:** Jimond Ivey (24 pts., 13 Rebs) vs Chattanooga 11/28/17

**Two players with a double-double:** Jimond Ivey (14 pts., 12 rebs.), Isaiah Johnson (10 pts., 10 rebs.); vs. Kent State, 3/3/17

**Three players with a double-double:** Kwan Cheatham, Jr. (16 pts., 12 Rebs); Isaiah Johnson (14 pts, 10 Rebs); Jimond Ivey (12 pts, 11 Rebs) all vs American 11/12/16

**20-point, 10-rebound double-double:** Demetrius "Tree" Treadwell (24 pts., 10 rebs.), vs. Oregon State, 12/22/13

**25-point, 10-rebound double-double:** Isaiah Johnson (27 pts., 10 rebs.), vs. Buffalo 1/28/17

**Double-double in points and assists:** Dru Joyce (12 pts., 13 ast.), vs. Hampton, 11/27/04

**Had a triple-double:** Never

### SHOOTING

**Made 10+ field goals:** Emmanuel Olojakpoke (10), vs. Fort Wayne 12/6/17

**Made 15+ field goals:** Jimond Ivey (15), at Ball State, 1/27/18

**Attempted 20+ field goals:** Jimond Ivey (23), at Ball State, 1/27/18

**Attempted 25+ field goals:** Derrick Tarver (25), at Ball State, 3/8/04

**Made 5+ 3-pointers:** Daniel Utomi (5), at EMU (2/10/17)

**Made 7+ 3-pointers:** Jimond Ivey (9), vs Ball State 1/27/18

**Made 10+ 3-pointers:** Derrick Tarver (10), vs. Wright State, 12/30/03

**Attempted 10+ 3-pointers:** Josh Williams (10), vs. CMU, 1/10/17

**Attempted 12+ 3-pointers:** Jimond Ivey (12), vs Ball State 1/27/18

**Attempted 15+ 3-pointers:** Derrick Tarver (15), vs. Wright State, 12/30/03

**Made a 3-pointer in 10+ straight games:** Kwan Cheatham (14), 12/3/16-1/28/17

**Made a 3-pointer in 15+ straight games:** Steve McNeese (16), 1/3/11-2/26/11

**Made a 3-pointer in 20+ straight games:** Brett McClanahan (20), 11/12/10-1/26/11

**Shot 100% from 3-point range (min. 5 att.):** Jake Kretzer (5-5), at Ohio, 2/27/13

### FREE THROWS

**Made 10+ free throws:** Isaiah Johnson (11-of-16), vs. CMU, 1/10/17

**Made 15+ free throws:** Romeo Travis (16), vs. Bowling Green, 2/24/07

**Made 20+ free throws:** Jim Fenton (20), vs. John Carroll, 1/6/54

**Made 20+ consecutive free throws:** Darryl Roberts (30), 1/22/11-3/11/11

**Made 30+ consecutive free throws:** Darryl Roberts (30), 1/22/11-3/11/11

**Attempted 15+ free throws:** Isaiah Johnson (11-of-16), vs. CMU, 1/10/17

**Attempted 20+ free throws:** Romeo Travis (23), vs. Bowling Green, 2/24/07

**Shot 100% from the foul line (min. 10 att.):** Johnny Hollingsworth (10-10), vs. Marshall, 3/5/03

### REBOUNDS

**Had 10+ rebounds:** Kwan Cheatham, Jr. (13), vs Ohio 2/4/17

**Had 15+ rebounds:** Isaiah Johnson (16), vs. Eastern Michigan 3/10/16

**Had 20+ rebounds:** Enrique Freeman (21) vs Malone 12/19/20; Bryan Roth (21), vs. Eastern Kentucky, 2/9/85

**Had 25+ rebounds:** Roger Johnson (25), vs. Ill. Wesleyan, 1/4/69

**Had 10+ rebounds in three-consecutive games:** Demetrius "Tree" Treadwell, 12/16/13-12/23/13

**Had 10+ rebounds in four-consecutive games:** Demetrius "Tree" Treadwell, 1/15/14-1/25/14

**Had 10+ rebounds in five-consecutive games:** Demetrius "Tree" Treadwell, 2/1/14-2/15/14

**Two players had 10+ rebounds:** Quincy Diggs (12), Demetrius "Tree" Treadwell (11); at Miami (Ohio), 2/26/14

**Three players had 10+ rebounds:** Jake Kretzer (12), Zeke Marshall (12), Nick Harney (11); vs. Coppin State, 1/2/13

### ASSISTS

**Had 7+ assists:** Isaiah Johnson vs. Lipscomb (8), 1/3/17

**Had 10+ assists:** Alex Abreu (10), at Northwestern, 3/13/12

**Had 12+ assists:** Wendell Bates (12), vs. Kent State, 12/18/79

**Had 15+ assists:** Never

### BLOCKED SHOTS

**Had 5 blocked shots:** Demetrius "Tree" Treadwell (5), at EMU, 1/22/14

**Had 6 blocked shots:** Zeke Marshall (6), vs. Buffalo, 1/26/13

**Had 7 blocked shots:** Zeke Marshall (7), vs. Kent State, 3/15/13

**Had 8 blocked shots:** Zeke Marshall (9), at Toledo, 1/23/13

**Had 10+ blocked shots:** Never

### STEALS

**Had 5 steals:** Antino Jackson (5), at Miami, 1/14/17

**Had 6 steals:** Alex Abreu (6), at Mississippi State, 11/9/11

**Had 7 steals:** Jimmal Ball (7), at Buffalo, 1/24/00

**Had 8 steals:** Jimmal Ball (9), at Eastern Michigan, 1/19/00

## LAST TIME AN OPPOSING PLAYER...

**Scored 20+ Points:** Braylon Rayson (27), at Central Michigan 1/10/17

**Scored 30+ Points:** Marcus Keene (33), at Central Michigan, 1/10/17; Blake Hamilton (33) 1/28/17; Jaaron Simmons (38) 2/4/17

**Scored 40+ Points:** Carlos Medlock (42), vs. Eastern Michigan, 3/11/10

**Scored 50+ Points:** Never

**Had a double-double:** Kenny Carpenter (CSU) (11 points and 12 rebounds) 11/11/17

**Made 10+ field goals:** Blake Hamilton (13) Buffalo 1/28/17; Jaaron Simmons (10) 2/4/17

**Attempted 20+ field goals:** Josh Hart (21) at Villanova, 11/22/15

**Made 5+ 3-pointers:** Jaaron Simmons (5-of-5) Ohi 2/4/17

**Attempted 10+ 3-pointers:** Anthlon Bell (13) at Arkansas, 11/18/15

**Made 10+ free throws:** Raven Lee (13), at Eastern Michigan, 2/14/15

**Attempted 15+ free throws:** D.J. Newbill (15), at Penn State, 11/25/14

**Shot 100% from the foul line (min. 10 att.):** Braylon Rayson (10-10), at Central Michigan, 1/12/16

**Had 10+ rebounds:** Kenny Carpenter (12) vs. Cleveland State, 11/11/17

**Had 15+ rebounds:** Jordan Fouse (16), at Green Bay, 11/24/15

**Had 20+ rebounds:** Reggie Keely (20), vs. Ohio, 2/14/10

**Had 10+ assists:** D.J. Cooper (10), at Ohio, 2/26/12

**Had 5+ blocked shots:** Jimmy Hall (5), at Kent State, 3/6/15

**Had 5+ steals:** Cameron Morse (5), at YSU, 11/12/16



## The Zips All-Time Records vs Opponents

Adrian	1	0	2016-17	Same	W1	Florida Atlantic	1	0	1992-93	Same	W1
Air Force	1	0	2016-17	Same	W1	Florida A&M	1	0	2011-12	Same	W1
Alabama	0	1	2000-01	Same	L1	Fla. International	3	2	1987-88	1999-2000	L1
Alabama State	1	0	2018-19	2018-19	1-0	Florida State	1	0	2007-08	Same	W1
Albion	3	0	1946-47	1948-49	W3	Franklin & Marshall	2	1	1937-38	1939-40	W1
Alfred	1	0	1938-39	1938-39	W1	Gannon	11	11	1945-46	1978-79	L1
Allegheny	0	5	1905-06	1913-14	L5	Gardner-Webb	1	0	2006-07	Same	W1
Alliance (Pa.)	1	0	1969-70	1969-70	W1	Geneva	10	6	1916-17	1965-66	W1
American	5	1	1961-62	2016-17	W2	George Mason	2	0	1996-97	1997-98	W2
Appalachian State	1	0	2017-18	2017-18	W1	Georgia Southern	1	0	2016-17	2016-17	W1
Arizona State	1	1	1950-51	1956-57	L1	Glenville	2	1	1936-37	1938-39	L1
Arkansas	1	0	2015-16	Same	W1	Gonzaga	0	2	2008-09	2016-17	L2
Arkansas-Little Rock	1	1	2006-07	2010-11	W1	Green Bay	3	6	1989-90	2015-16	L2
Arkansas-Pine Bluff	5	0	2009-10	2014-15	W5	Grove City	1	1	1916-17	1917-18	W1
Ashland	25	3	1904-05	1989-90	W6	Hampton	3	1	2001-02	2004-05	W3
Augustana	1	0	1968-69	1968-69	W1	Hayward State	1	0	1974-75	Same	W1
Austin Peay	11	9	1957-58	2009-10	W3	Heidelberg	43	9	1910-11	1966-67	W14
Baldwin-Wallace	66	25	1902-03	1979-80	W7	Hillsdale	1	0	1948-49	Same	W1
<b>Ball State</b>	<b>26</b>	<b>18</b>	<b>1937-38</b>	<b>2020-21</b>	<b>W3</b>	Hiram	42	3	1904-05	2015-16	W40
Bellarmine	3	2	1967-68	1974-75	W3	Hofstra	5	1	1963-64	1970-71	W3
Bethany	1	0	1966-67	Same	W1	Houston	2	1	1993-94	2016-17	W2
Bethune-Cookman	4	0	1987-88	2015-16	W4	Howard	1	0	2009-10	Same	W1
Binghamton	2	0	2006-07	2007-08	W2	Idaho State	0	1	1991-93	Same	L1
Bluffton	2	0	1946-47	2014-15	W2	Illinois-Chicago	5	4	1983-84	2010-11	W3
Boise State	1	1	1988-89	Same	L1	Illinois State	2	7	1969-70	2018-19	L1
<b>Bowling Green</b>	<b>40</b>	<b>27</b>	<b>1937-38</b>	<b>2020-21</b>	<b>W1</b>	Illinois Wesleyan	2	0	1968-69	1971-72	W2
Bridgewater	1	0	1960-61	Same	W1	Indiana	1	0	1904-05	Same	W1
Brockport State	5	1	1971-72	1976-77	W2	IPFW	1	2	2013-14	2018-19	L1
Brooklyn College	4	0	1987-88	1988-89	W4	IUP	1	0	1990-91	Same	W1
Brown	2	0	1947-48	1969-70	W2	IUPUI	2	0	1977-78	1978-79	W2
Bryant	1	0	2014-15	Same	W1	Indiana State	1	1	1970-71	2971-72	W1
Bucknell	2	0	1964-65	1966-67	W2	Iona	5	0	1955-56	2015-16	W5
<b>Buffalo</b>	<b>35</b>	<b>29</b>	<b>1954-55</b>	<b>2019-20</b>	<b>W1</b>	Iowa State	0	1	2013-14	Same	L1
Buffalo State	6	3	1967-68	1976-77	L2	Ithaca	1	0	1963-64	Same	W1
Butler	0	1	1964-65	Same	L1	Jacksonville (Fla.)	0	1	1983-84	Same	L1
California	0	1	2005-06	Same	L1	James Madison	1	1	2002-03	2003-04	W1
UC- Santa Barbara	1	2	1953-54	2015-16	W1	John Carroll	21	7	1934-35	2012-13	W7
UC-Irvine	1	0	2016-17	2016-17	W1	Juniata	2	0	1954-55	1955-56	W2
Canisius	3	3	1942-43	2008-09	W1	Kansas State	0	3	1988-89	1990-91	L3
Capital	13	0	1917-18	2002-03	W13	<b>Kent State</b>	<b>78</b>	<b>78</b>	<b>1915-16</b>	<b>2020-21</b>	<b>W3</b>
Carnegie Mellon	3	0	1943-44	2018-19	W3	Kentucky	0	2	1936-37	1981-82	L2
Carson-Newman	0	1	1973-74	Same	L1	Ky. Wesleyan	5	7	1965-66	1976-77	W1
Case Tech	34	18	1903-04	1956-57	W1	Kenyon	22	4	1903-04	1987-88	W4
Catholic	1	0	1962-63	Same	W1	Lake Forest	2	0	1957-58	1958-59	W2
<b>Cedarville</b>	<b>2</b>	<b>0</b>	<b>2020-21</b>	<b>2018-19</b>	<b>W2</b>	Lamar	2	1	1990-91	1991-92	L1
Centenary	1	0	1938-39	Same	W1	La Salle	0	1	1939-40	Same	L1
Central Connecticut	6	3	1966-67	1986-87	W1	Lawrence Tech	6	0	1938-39	1959-60	W6
Central Florida	4	0	1984-85	1989-90	W4	LeMoyn	1	0	1963-64	Same	W1
<b>Central Michigan</b>	<b>36</b>	<b>15</b>	<b>1938-39</b>	<b>2020-21</b>	<b>W3</b>	Liberty	1	1	2001-02	2019-20	L1
Central State	1	0	1983-84	Same	W1	Lipscomb	1	0	2015-16	Same	W1
Charleston Southern	1	0	2015-16	Same	W1	Long Island	1	0	1965-66	Same	W1
Cheyney State	4	2	1970-71	1978-79	W1	Louisiana Tech	0	2	1989-90	Same	L2
Chicago State	3	1	1984-85	2018-19	W3	Louisville	0	2	2005-06	2019-20	W1
Chicago	0	1	1913-14	Same	L1	Loyola-Chicago	2	0	1997-98	1998-99	W2
Cincinnati	8	11	1914-15	2003-04	L7	Loyola Marymount	1	0	2006-07	Same	W1
Clemson	0	2	2005-06	2018-19	L2	MacMurray	1	1	1968-69	1969-70	W1
Cleveland State	37	32	1932-33	2017-18	W4	<b>Malone</b>	<b>7</b>	<b>0</b>	<b>1971-72</b>	<b>2020-21</b>	<b>W7</b>
Coastal Carolina	2	1	1986-87	2013-14	W1	Mankato State	0	1	1977-78	Same	L1
Colby	5	1	1948-49	1957-58	W2	Mansfield State	1	0	1992-93	Same	W1
Concord	2	0	2017-18	2019-20	W2	Marietta	18	3	1910-11	1967-68	W13
Connecticut	1	0	1947-48	Same	W1	Marshall	15	13	1946-47	2019-20	W2
Coppin State	5	0	2012-13	2016-17	W5	Md.-Eastern Shore	5	1	1950-51	2016-17	W5
Creighton	1	3	2005-06	2016-17	L2	Massachusetts	1	1	2007-08	2019-20	W1
Dartmouth	1	0	1927-28	Same	W1	Merrimack	1	0	2019-20	2019-20	W2
Davidson	0	1	2017-18	Same	L1	Miami (Fla.)	1	2	1956-57	2014-15	L2
Davis & Elkins	2	0	1983-84	1985-86	W2	<b>Miami (Ohio)</b>	<b>34</b>	<b>32</b>	<b>1914-15</b>	<b>2021-20</b>	<b>W5</b>
Dayton	2	12	1936-37	2010-11	L12	Michigan	0	4	1937-38	1985-86	L4
Defiance	1	0	1920-21	Same	W1	Michigan State	1	1	1912-13	1913-14	L1
Delaware State	1	0	1988-89	Same	W1	Middle Tennessee	10	17	1979-80	2014-15	L2
Denison	21	4	1908-09	2005-06	W10	Millikin	1	0	2010-11	Same	W1
Denver	1	0	1959-60	Same	W1	Mississippi College	1	0	1949-50	Same	W1
DePauw	2	0	1958-59	1959-60	W2	Mississippi State	2	0	2005-06	2011-12	W2
Detroit Mercy	6	4	1935-36	2018-19	W2	Mississippi Valley	2	1	1991-92	2017-18	W1
Drake	1	2	2003-04	2009-10	L1	Minnesota	0	2	1991-92	2010-11	L2
Duquesne	8	18	1946-47	2011-12	L1	Monmouth	0	1	2001-02	Same	L1
Eastern Illinois	4	8	1967-68	1991-92	L1	Montana State	1	0	1974-75	Same	W1
Eastern Kentucky	6	13	1946-47	2008-09	L2	Morehead State	10	11	1974-75	1988-89	L1
<b>Eastern Michigan</b>	<b>32</b>	<b>24</b>	<b>1967-68</b>	<b>2020-21</b>	<b>W1</b>	Morgan State	1	0	1985-86	Same	W1
Eastern Montana	3	0	1969-70	1974-75	W3	Mount St. Mary's	2	0	1966-67	2005-06	W2
Eastern Washington	1	0	1990-91	Same	W1	Mount Union	42	28	1901-02	2004-05	W20
Edinboro	3	0	1982-83	1986-87	W3	Murray State	9	8	1979-80	1986-87	W3
Evansville	0	4	1957-58	1982-83	L4	Muskingum	33	8	1923-24	1980-81	W3
Fairfield	0	3	1994-95	2000-01	L3	Nevada	0	3	2005-06	2018-19	L3
Fairleigh Dickinson	2	0	1966-67	2008-09	W2	New Hampshire	1	0	1960-61	Same	W1
Ferris State	0	1	1981-82	Same	L1	New Hamp. College	1	0	1974-75	Same	W1
Findlay	1	1	1937-38	1938-39	L1	New Orleans	1	0	1989-90	Same	W1
						Niagara	6	3	1940-41	2009-10	W4
						North Carolina	0	1	2003-04	Same	L1





N.C. A&T	7	3	1963-64	2011-12	W3	UT Chattanooga	1	0	2017-18	Same	W1
N.C. Central	2	0	2007-08	2019-20	W2	Utica	0	1	1983-84	Same	L1
N.C. State	0	3	1946-47	2009-10	L3	Valparaiso	5	2	1990-91	2011-12	L1
UNC Asheville	1	0	2012-13	Same	W1	Villanova	0	1	2015-16	Same	L1
UNC Greensboro	2	2	1994-95	2009-10	W2	Virginia Commonwealth	0	7	1969-70	2012-13	L7
UNC Wilmington	1	1	1983-84	1985-86	W1	Virginia Tech	0	1	1975-76	Same	L1
North Dakota	1	0	1965-66	Same	W1	Wabash	1	0	1958-59	Same	W1
North Dakota State	2	0	2012-13	2014-15	W2	Wagner	1	1	1989-90	1992-93	L1
Northeastern Illinois	1	0	1990-91	Same	W1	Walsh	3	0	1977-78	1979-80	W3
Northern Colorado	1	1	1950-51	1954-55	W1	Washington & Jefferson	3	2	1940-41	1954-55	W1
<b>Northern Illinois</b>	<b>27</b>	<b>13</b>	<b>1987-88</b>	<b>2020-21</b>	<b>L1</b>	Washington & Lee	0	1	1951-52	Same	L1
Northern Iowa	1	3	1978-79	1990-91	L1	Washington State	0	1	1939-40	Same	L1
Northern Kentucky	0	4	1977-78	1978-79	L4	Waynesburg	1	1	1937-38	1938-39	L1
Northern Michigan	0	2	1978-79	Same	L2	Wayne State	7	6	1936-37	1971-72	W1
Northwestern	0	1	2011-12	Same	L1	Weber State	1	0	1988-89	Same	W1
Notre Dame	0	3	1982-83	2010-11	L3	West Chester	1	0	1963-64	Same	W1
Oakland	6	3	1975-76	2004-05	W2	West Liberty	1	0	1994-95	Same	W1
Oberlin	35	5	1904-05	1966-67	W15	Western Illinois	15	10	1970-71	2014-15	W3
Ohio Northern	4	0	1916-17	1923-24	W4	Western Kentucky	2	8	1979-80	2001-02	L2
Ohio State	1	7	1905-06	2015-16	L5	<b>Western Michigan</b>	<b>35</b>	<b>20</b>	<b>1987-88</b>	<b>2020-21</b>	<b>W5</b>
<b>Ohio</b>	<b>45</b>	<b>40</b>	<b>1911-12</b>	<b>2020-21</b>	<b>W5</b>	Western Reserve	28	15	1902-03	1958-59	W4
Ohio Wesleyan	25	14	1909-10	1967-68	W4	Westminster	9	8	1936-37	1970-71	W1
Oklahoma State	0	1	2012-13	Same	L1	West Virginia	2	3	1904-05	2019-20	L3
Oral Roberts	5	1	1988-89	2013-14	W1	Wheaton	1	2	1952-53	1957-58	L2
Oregon State	1	0	2013-14	Same	W1	William & Mary	0	2	1949-50	2001-02	L2
Otterbein	23	5	1912-13	1987-88	W5	Wilmington	1	0	1937-38	Same	W1
Penn State	2	5	1937-38	2014-15	L1	Winston-Salem State	1	2	1966-67	2006-07	W1
Pennsylvania	0	1	1908-09	Same	L1	Winthrop	1	1	2007-08	2008-09	W1
Pepperdine	1	0	1955-56	Same	W1	UW-Milwaukee	1	1	1979-80	1989-90	W1
Pittsburgh	1	3	1910-11	2008-09	L3	Wittenberg	15	26	1914-15	1980-81	L3
Philadelphia Textile	3	1	1966-67	1971-72	W2	Wooster	57	35	1901-02	1998-99	W3
Portland State	0	1	2007-08	Same	L1	Wright State	13	8	1974-75	2005-06	W3
Prairie View	1	0	1993-94	Same	W1	Wyoming	2	2	1999-2000	2009-10	W2
Princeton	1	1	2012-13	2017-18	L1	Xavier	1	4	1923-24	1997-98	L3
Purdue	0	2	1999-2000	2000-01	L2	Yale	1	1	1906-07	1907-08	L1
Quincy	1	0	1981-82	Same	W1	York College (Neb.)	0	1	1942-43	Same	L1
Radford	3	0	2002-03	2016-17	W3	Youngstown State	59	32	1937-38	2019-20	W2
Rhode Island	2	2	1999-2000	2009-10	L2	<b>Non-Intercollegiate Teams</b>					
Rice	1	0	1987-88	Same	W1	<i>Opponent</i>	<i>W</i>	<i>L</i>	<i>First Meeting</i>	<i>Last Meeting</i>	<i>Streak</i>
Rider	0	1	1996-97	Same	L1	Alumni	3	0	1915-16	1917-18	W3
Roanoke	4	1	1971-72	1976-77	W4	Athletes in Action	1	0	1973-74	Same	W1
Robert Morris	2	0	1986-87	1987-88	W2	Canton Athletic Club	0	1	1908-09	Same	L1
Rochester	0	2	1908-09	1913-14	L2	Canton Massillon	0	1	1904-05	Same	L1
Rochester Tech	1	1	1954-55	1955-56	L1	Case All-Stars	1	0	1910-11	Same	W1
Rutgers	1	0	1949-50	Same	W1	Cleveland All-Stars	1	0	1909-10	Same	W1
<b>St. Bonaventure</b>	<b>2</b>	<b>1</b>	<b>1942-43</b>	<b>2020-21</b>	<b>L1</b>	Cleveland YMCA	0	1	1910-11	Same	L1
St. Francis (N.Y.)	5	1	1947-48	2008-09	W2	Cuki-Mestre (Italy)	1	0	1987-88	Same	W1
St. Francis (Pa.)	4	0	1949-50	2009-10	W4	East End Athletic Club	1	0	1902-03	Same	W1
St. Ignatius	1	0	1908-09	Same	W1	East Liberty YMCA	0	1	1917-18	Same	L1
St. John's (N.Y.)	0	1	1944-45	Same	L1	Goodyear Wingfoots	1	3	1918-19	1953-54	L3
St. Joseph's (Ind.)	1	0	1974-75	Same	W1	Haskell Institute	1	0	1906-07	Same	W1
St. Joseph's (Pa.)	0	2	1997-98	1998-99	L2	Kfum Orebro (Swd.)	1	0	1988-89	Same	W1
St. Mary's (Calif.)	1	1	1973-74	2013-14	L1	Lockbourne AFB	1	0	1944-45	Same	W1
St. Michael's (Vt.)	0	1	1964-65	Same	L1	Marathon AAU	2	0	1985-86	N/A	W2
St. Thomas (Minn.)	1	0	1949-50	Same	W1	Mexico University	1	0	1949-50	Same	W1
St. Vincent	2	0	1971-72	1972-73	W2	Ohio St. Medics	1	0	1906-07	Same	W1
San Francisco St.	4	1	1964-65	1972-73	W1	Palmetto (S.C.)	0	1	1984-85	Same	L1
Scranton	0	1	1939-40	Same	L1	Polish Oly. Team	0	1	1965-66	Same	L1
Seattle	1	0	1958-59	Same	W1	Quantico Marines	0	1	1955-56	Same	L1
Slippery Rock	4	1	1952-53	1999-2000	W4	Ravenna Byers	3	3	1902-03	1906-07	L1
South Alabama	0	2	1980-81	1981-82	L2	Wesleyan Medics	1	0	1909-10	Same	W1
South Carolina	1	2	2013-14	2014-15	W1	Wstrn Reserve Medics	2	0	1901-02	Same	W2
South Carolina State	3	0	1986-87	2015-16	W3	Wheeling YMCA	1	0	1916-17	Same	W1
USC Upstate	2	0	2007-08	2019-20	W2	Windsor Basketball Club	5	0	1978-79	N/A	W5
South Florida	0	1	1983-84	Same	L1	Yugoslavia National	1	0	1983-84	Same	W1
Southern	1	0	2019-20	Same	W1	<b>BOLD indicates 2019-20 opponents</b>					
Southern California	1	1	2014-15	2017-18	L1						
Southern Calif. College	1	0	1974-75	Same	W1						
Southern Colorado	1	0	1971-72	Same	W1						
Southern Utah	2	1	1988-89	1989-90	L1						
Southwestern La.	1	0	1980-81	Same	W1						
Stephen F. Austin	1	0	1988-89	Same	W1						
Stetson	1	0	2010-11	Same	W1						
Steubenville	3	0	1964-65	1972-73	W3						
Syracuse	0	1	2000-01	Same	L1						
Tampa	1	0	1949-50	Same	W1						
Temple	2	1	2005-06	2010-11	L1						
Tennessee State	4	2	1971-72	2018-19	W3						
Tennessee Tech	9	8	1979-80	1986-87	W5						
Texas A&M	1	1	1948-49	2009-10	L1						
Texas Southern	1	0	2012-13	Same	W1						
Tiffin	1	0	2006-07	Same	W1						
<b>Toledo</b>	<b>28</b>	<b>38</b>	<b>1915-16</b>	<b>2021-20</b>	<b>L1</b>						
Towson	0	0	2019-20	Same	-						
Tulane	1	0	2019-20	Same	W1						
Urbana	2	0	1985-86	2008-09	W2						
U.S. International	1	1	1989-90	Same	L1						
UT Martin	1	0	2017-18	Same	W1						
UT Arlington	0	1	2016-17	2016-17	L1						



Official Basketball Box Score - Final  
**Cedarville at Akron**  
12/12/20 James A. Rhodes Arena, Akron  
2020-21 Men's Basketball

Game Time: 2:00 PM  
Game Duration: 1:31  
Attendance:



Official Basketball Box Score - Final  
**St. Bonaventure at Akron**  
12/15/20 Quicken Loans Arena, Cleveland  
2020-21 Men's Basketball

Game Time: 2:00 PM  
Game Duration: 2:09  
Attendance: 150

Cedarville - 49

Record: 0-1

NO.	Name	Min	FG	3P	FT	Rebounds	Fouls	TP	AS	TO	ST	Blocks	BS	BA	+/-
			M/A	M/A	M/A	OR DR TOT	PF	FD							
1	Jacob Drees	F 12:30	2-5	0-0	0-0	1 1 2	0 1	4	1	1	1	0	0	0	-13
5	Isaiah Speelman	F 30:06	3-7	1-2	0-0	1 4 5	1 0	7	0	1	2	0	0	0	-37
24	Grant Whisman	F 29:26	2-10	0-5	0-0	0 4 4	3 1	4	1	2	0	0	0	0	-30
32	Jay Maughmer	F 30:33	6-11	1-2	0-0	1 1 2	0 1	13	2	3	2	0	0	0	-34
30	Nick Mantis	G 32:58	3-9	1-4	0-0	0 4 4	1 0	7	2	1	1	0	0	0	-34
11	Brandon Redendo	22:02	4-7	0-2	1-2	0 1 1	3 0	9	0	2	0	0	0	0	-25
13	Noe Encumedi	10:34	1-1	0-0	0-0	1 0 1	5 0	2	0	0	1	0	0	0	-18
12	Colby Cross	15:53	1-5	1-3	0-2	0 0 0	0 3	3	1	0	0	0	0	0	-21
52	Bryan Vander Have	07:19	0-0	0-0	0-0	0 0 0	0 0	0	0	0	0	0	0	0	-5
3	Andrew Stein	02:43	0-0	0-0	0-0	0 1 1	0 0	0	0	1	0	0	0	0	-6
15	Adam Standley	02:53	0-1	0-1	0-0	0 0 0	1 0	0	0	0	0	0	0	0	-6
22	Andrew Spurr	02:53	0-1	0-0	0-0	0 0 0	0 0	0	0	0	0	0	0	0	-6
Team						0 3 3		0		2					
Totals			22:57	4-19	1-4	4 19 23	14 8	49	7	13	7	0	0	0	-48

Technical Fouls:NONE

Akron - 97

Record: 1-0

NO.	Name	Min	FG	3P	FT	Rebounds	Fouls	TP	AS	TO	ST	Blocks	BS	BA	+/-
			M/A	M/A	M/A	OR DR TOT	PF	FD							
5	Camron Reece	F 19:50	3-4	0-0	0-2	4 4 8	0 4	6	0	3	0	0	0	0	15
24	Ali Ali	F 19:50	5-11	2-5	0-0	0 3 3	2 0	12	1	2	1	0	0	0	15
1	Loren Cristian Jackson	G 27:33	7-11	3-7	2-2	1 3 4	1 3	19	9	1	1	0	0	0	31
2	Greg Tribble	G 24:43	2-5	0-1	2-2	0 1 1	0 2	6	4	0	1	0	0	0	35
3	Maisha Dailey	G 21:13	3-6	3-6	0-0	1 5 6	0 0	9	3	0	0	0	0	0	15
4	Jermaine Marshall	15:59	4-4	2-2	2-2	2 3 5	2 1	12	0	1	1	0	0	0	23
22	Mikal Dawson	20:10	3-9	3-9	2-2	1 2 3	0 1	11	1	1	2	0	0	0	33
25	Enrique Freeman	15:59	3-4	0-0	2-3	2 4 6	1 2	8	1	2	0	0	0	0	23
12	Bryan Trimble Jr.	19:17	3-9	2-8	0-0	0 3 3	0 0	8	2	0	2	0	0	0	14
0	Tre Edwards	04:11	0-1	0-1	0-0	0 0 0	0 1	0	0	0	0	0	0	0	10
11	Garvin Clarke	04:11	1-1	1-1	0-0	1 1 2	0 0	3	1	0	0	0	0	0	10
33	Taylor Currie	04:11	1-1	0-0	1-2	1 1 2	1 1	3	0	0	0	0	0	0	10
14	Scott Walter	02:53	0-0	0-0	0-0	0 0 0	0 0	0	1	0	0	0	0	0	6
Team						1 2 3		0		0					
Totals			35:66	16-40	11-15	14 32 46	8 14	97	23	10	8	0	0	0	-48

Technical Fouls:NONE

	CU	Akron				
Biggest lead	2 (1 <sup>st</sup> 19:08)	48 (2 <sup>nd</sup> 0:29)				
Best Scoring Run	6 (2 <sup>nd</sup> 10:17)	12 (2 <sup>nd</sup> 12:45)				
Lead Changes	1					
Times Tied	0					
Time with Lead	00:22	38:46				
Points from	CU	Akron				
Turnovers	3	26				
Paint	30	36				
Second Chance	6	11				
Fast Breaks	1	25				
Bench	14	45				
			Period by Period Scoring			
				1st	2nd	TOT
			CU	24	25	49
			Akron	39	58	97

Shooting By Period	1 <sup>st</sup>	2 <sup>nd</sup>	3 <sup>rd</sup>	4 <sup>th</sup>	OT
FG%	11-29 37.9%				
3PT%	2-9 22.2%				
FT%	0-0 0%				
2 <sup>nd</sup> FG%	11-28 39.3%				
3PT%	2-10 20.0%				
FT%	1-4 25%				
GM FG%	22-57 38.6%				
3PT%	4-19 21.1%				
FT%	1-4 25.0%				

Dead Ball Rebounds: 2-0

St. Bonaventure - 81

Record: 1-0

NO.	Name	Min	FG	3P	FT	Rebounds	Fouls	TP	AS	TO	ST	Blocks	BS	BA	+/-
			M/A	M/A	M/A	OR DR TOT	PF	FD							
21	Osun Osunniyi	C 35:48	10-15	0-1	5-9	1 7 8	3 8	25	3	0	1	1	0	0	10
0	Kyle Lofton	G 38:54	5-10	0-3	7-8	0 4 4	3 6	17	5	4	1	0	0	0	6
1	Dominick Welch	G 37:04	6-13	1-6	5-5	1 4 5	3 4	18	4	2	3	0	0	0	9
5	Jaren Holmes	G 26:34	4-9	0-1	1-4	2 0 2	3 2	9	3	2	1	0	0	0	8
33	Jalen Adaway	G 27:15	3-5	0-0	0-0	1 1 2	2 2	6	0	2	1	1	0	0	12
10	Alejandro Vasquez	14:32	0-5	0-1	2-2	0 2 2	0 2	2	0	0	1	0	0	0	0
35	Justin Winston	04:43	0-2	0-2	0-0	0 1 1	3 0	0	0	0	0	0	0	0	-4
2	Eddie Creal	13:38	2-5	0-0	0-0	4 0 4	0 0	4	0	0	0	0	0	0	-5
40	Jalen Shaw	01:34	0-1	0-0	0-0	0 1 1	0 0	0	0	0	0	0	0	0	-1
Team						2 5 7		0		0					
Totals			30:65	1-14	20-28	11 25 36	17 24	81	15	10	8	2	1	7	

Technical Fouls:NONE

Shooting By Period	1 <sup>st</sup>	2 <sup>nd</sup>	3 <sup>rd</sup>	4 <sup>th</sup>	OT
FG%	15-39 38.5%				
3PT%	1-10 10.0%				
FT%	5-7 71.4%				
2 <sup>nd</sup> FG%	15-26 57.7%				
3PT%	0-4 0.0%				
FT%	15-21 71.4%				
GM FG%	30-65 46.2%				
3PT%	1-14 7.1%				
FT%	20-28 71.4%				

Dead Ball Rebounds: 2-0

Akron - 74

Record: 1-1

NO.	Name	Min	FG	3P	FT	Rebounds	Fouls	TP	AS	TO	ST	Blocks	BS	BA	+/-
			M/A	M/A	M/A	OR DR TOT	PF	FD							
5	Camron Reece	F 17:23	6-8	0-0	0-0	3 2 5	4 1	12	1	2	1	0	0	0	-13
24	Ali Ali	F 27:27	4-7	1-4	0-0	1 2 3	5 2	9	1	1	1	0	0	0	-4
1	Loren Cristian Jackson	G 37:38	7-17	2-9	6-6	0 0 0	3 3	22	7	3	1	0	0	0	-8
2	Greg Tribble	G 18:09	2-3	0-0	2-2	0 3 3	0 2	6	1	1	0	0	0	0	-17
3	Maisha Dailey	G 28:33	1-11	1-8	0-0	0 5 5	2 0	3	0	2	1	0	0	0	-4
4	Jermaine Marshall	17:16	0-3	0-3	9-10	3 6 9	3 5	9	0	2	2	0	0	0	16
12	Bryan Trimble Jr.	15:44	0-4	0-4	0-0	0 1 1	2 0	0	0	2	0	0	0	0	4
22	Mikal Dawson	15:12	2-4	2-4	0-0	1 2 3	3 0	6	0	1	0	0	0	0	6
25	Enrique Freeman	22:38	2-3	0-0	3-3	0 4 4	2 2	7	0	3	1	1	1	1	-5
Team						3 5 8		0		0					
Totals			24:60	6-32	20-21	11 30 41	24 17	74	10	17	7	1	2	7	

Technical Fouls:NONE

	SBU	Akron				
Biggest lead	17 (2 <sup>nd</sup> 14:56)	0 (1 <sup>st</sup> 20:00)				
Best Scoring Run	7 (1 <sup>st</sup> 10:45)	5 (1 <sup>st</sup> 12:30)				
Lead Changes						
Times Tied	0					
Time with Lead	39:41	00:00				
Points from	SBU	Akron	Period by Period Scoring			
Turnovers	11	6	1st	2nd	TOT	
Paint	56	36	SBU	36	45	81
Second Chance	10	11				
Fast Breaks	18	12	Akron	25	49	74
Bench	6	22				



Official Basketball Box Score - Final  
**Malone at Akron**  
12/19/20 James A. Rhodes Arena, Akron  
2020-21 Men's Basketball

Game Time: 2:00 PM  
Game Duration: 2:38  
Attendance: 25



Official Basketball Box Score - Final  
**Ohio at Akron**  
12/22/20 James A. Rhodes Arena, Akron  
2020-21 Men's Basketball

Game Time: 2:00 PM  
Game Duration: 2:18

Malone - 83

Record: 0-1

NO.	Name	Min	FG	3P	FT	Rebounds	Fouls	TP	AS	TO	ST	Blocks	BS	BA	+/-
			M/A	M/A	M/A	OR DR TOT	PF	FD							
1	Marcus Ernst	F 23:12	8-10	0-0	1-4	3 2 5	3 2	17	2	1	0	0	0	0	4
12	Bo Myers	F 37:02	8-14	3-7	4-4	3 3 6	2 5	23	1	2	1	0	0	0	-6
30	Levi Sailer	F 22:03	3-5	1-2	0-0	0 5 5	3 2	7	2	1	1	0	0	0	-1
5	Jaret Majestic	G 32:23	1-9	1-8	0-0	0 2 2	2 0	4	3	4	0	0	0	0	-1
14	Bryce Butler	G 34:51	6-18	0-2	2-4	0 2 2	4 4	14	2	1	0	0	0	0	-8
23	Bryan Warah	12:55	1-3	0-1	0-0	0 1 1	3 3	2	0	1	0	0	0	0	-11
33	Justin Miller	20:26	4-9	2-6	2-2	2 5 7	4 2	12	1	5	0	0	0	0	-16
13	Simon Blair	12:46	2-3	1-1	0-0	1 2 3	2 0	5	0	2	0	0	0	0	-11
42	Ervin Gutic	04:22	0-0	0-0	0-0	0 1 1	0 0	0	0	0	0	0	0	0	-1
Team						7 3 10		0		0					
Totals			33:71	8-27	9-14	16 26 42	23 18	83	11	17	2	0	0	0	-10

Technical Fouls:NONE

Shooting By Period	1 <sup>st</sup>	2 <sup>nd</sup>	3 <sup>rd</sup>	4 <sup>th</sup>	OT
FG%	17-27 63.0%				
3PT%	4-9 44.4%				
FT%	5-6 83.3%				
2 <sup>nd</sup> FG%	16-44 36.4%				
3PT%	4-18 22.2%				
FT%	4-8 50%				
GM FG%	33-71 46.5%				
3PT%	8-27 29.6%				
FT%	9-14 64.3%				

Dead Ball Rebounds: 1-0



Official Basketball Box Score - Final  
**Kent St. at Akron**  
01/01/21 James A. Rhodes Arena, Akron  
2020-21 Men's Basketball

Game Time: 7:00 PM  
Game Duration: 2:01  
Attendance: 2,500



Official Basketball Box Score - Final  
**Akron at Eastern Mich.**  
01/09/21 Convocation Center, Ypsilanti  
2020-21 Men's Basketball

Game Time: 2:00 PM  
Game Duration: 1:59

Kent St. - 62

Record: 3-2 (0-1)

NO.	Name	Min	FG	3P	FT	Rebounds	Fouls	TP	AS	TO	ST	Blocks	BS	BA	+/-
			M-A	M-A	M-A	OR DR TOT	PF FD								
5	Danny Phippen	F 31:54	4-12	2-8	6-8	2 7 9	3 5	16	0	2	2	0	0	0	5
21	Justyn Hamilton	F 28:48	3-8	0-0	0-3	3 3 6	2 4	6	0	5	0	4	1	1	-13
1	Michael Nuga	G 35:52	8-15	2-4	1-2	2 6 8	2 3	19	1	3	1	0	0	0	-2
2	Maique Jacobs	G 32:39	2-9	0-2	2-4	1 0 1	3 3	4	6	2	3	2	0	1	-7
11	Giovanni Santiago	G 36:14	2-7	1-6	0-0	0 6 6	3 4	5	6	0	1	0	0	0	-7
32	Gabe O'Neal	02:16	0-1	0-0	0-0	0 0 0	2 0	0	0	0	0	0	0	0	-5
55	James Jordan	10:59	1-4	0-2	0-0	1 2 3	0 0	2	0	0	1	0	0	0	-5
14	Tervell Beck	17:02	4-5	0-0	0-0	3 2 5	3 0	8	0	0	0	0	0	1	5
33	Jeremiah Hernandez	04:16	0-2	0-1	0-0	0 1 1	0 1	0	1	0	0	0	0	0	4
Team						1 4 5		0	0						
Totals			24-63	5-23	9-17	13 31 44	18 19	62	9	13	7	4	3	4	-4

Technical Fouls: Phippen 2<sup>nd</sup> 8:24

Shooting By Period	
1 <sup>st</sup> FG%	13-33 39.4%
3PT%	1-10 10.0%
FT%	6-11 54.5%
2 <sup>nd</sup> FG%	11-30 36.7%
3PT%	4-13 30.8%
FT%	3-6 50%
GM FG%	24-63 38.1%
3PT%	5-23 21.7%
FT%	9-17 52.9%

Dead Ball Rebounds: 1 0

Akron - 59

Record: 4-2 (2-1)

NO.	Name	Min	FG	3P	FT	Rebounds	Fouls	TP	AS	TO	ST	Blocks	BS	BA	+/-
			M-A	M-A	M-A	OR DR TOT	PF FD								
24	Ali Ali	F 18:17	1-3	0-1	0-0	1 2 3	1 0	2	3	1	0	0	0	0	-15
25	Enrique Freeman	F 17:24	4-6	0-0	0-0	1 3 4	2 3	8	0	1	0	0	0	1	-2
1	Loren Cristian Jackson	G 32:36	3-10	3-10	1-2	1 1 2	3 3	10	2	4	1	0	0	0	-12
3	Maishe Dailey	G 25:37	4-7	0-2	2-3	0 4 4	0 2	10	2	2	1	0	1	0	-19
12	Bryan Trimble Jr.	G 26:49	3-8	3-8	0-0	0 0 0	0 3	0	9	1	0	0	1	0	-6
5	Camron Reece	14:42	1-4	0-0	0-0	0 4 4	2 1	2	1	3	1	0	0	0	-6
22	Mikal Dawson	12:33	0-2	0-2	0-0	0 0 0	0 2	0	0	2	0	0	0	0	-4
2	Greg Tribble	15:17	1-2	0-1	3-4	0 0 0	1 3	5	1	2	0	0	0	0	-6
4	Jermaine Marshall	12:04	0-0	0-0	0-0	0 6 6	3 0	0	0	1	0	0	0	0	5
20	Michael Wynn	10:16	0-1	0-1	0-0	0 4 4	0 0	0	2	3	0	0	0	0	-3
33	Taylor Currie	03:26	1-1	0-0	0-0	1 0 1	2 0	2	0	0	0	0	0	0	-7
11	Garvin Clarke	07:26	3-5	1-3	2-2	0 0 0	1 1	9	1	0	2	0	0	0	10
21	Aziz Bandaogo	03:33	0-1	0-0	2-2	0 2 2	2 2	2	0	0	0	0	1	1	5
Team						3 2 5		0	0	1					
Totals			21-50	7-28	10-13	7 28 35	22 15	59	13	17	4	1	5	12	-12

Technical Fouls: NONE

Eastern Mich. - 71

Record: 3-3 (1-2)

NO.	Name	Min	FG	3P	FT	Rebounds	Fouls	TP	AS	TO	ST	Blocks	BS	BA	+/-
			M-A	M-A	M-A	OR DR TOT	PF FD								
1	Ty Groce	F 26:18	4-7	0-1	2-2	0 2 2	5 3	10	3	1	0	1	0	1	12
0	Yelkon Montero	G 33:40	4-10	2-7	4-5	0 6 6	3 4	14	1	1	2	1	0	0	13
3	Drew Lowder	G 28:48	7-13	3-6	1-2	0 3 3	3 3	18	1	5	0	0	0	0	-1
4	Bryce McBride	G 33:12	4-5	0-1	2-5	2 1 3	1 7	10	1	0	2	1	0	0	4
5	Noah Morgan	G 35:39	4-9	1-4	1-2	1 4 5	0 2	10	1	0	1	1	0	0	-13
2	Miles Gibson	16:04	1-5	0-3	1-2	1 1 2	2 1	3	2	0	1	1	0	0	-6
10	Darion Spottsville	13:49	1-4	0-0	0-1	1 1 2	0 1	2	1	1	0	0	0	0	-7
33	Derek Ballard	07:02	0-0	0-0	2-2	1 3 4	1 1	2	0	0	0	0	0	0	-7
13	Chris James	05:28	1-2	0-1	0-0	1 0 1	0 0	2	0	0	0	0	0	1	11
Team						0 3 3		0	0						
Totals			26-55	6-23	13-21	7 24 31	15 22	71	10	8	6	5	1	12	-12

Technical Fouls: NONE

Akron - 66

Record: 4-1 (2-0)

NO.	Name	Min	FG	3P	FT	Rebounds	Fouls	TP	AS	TO	ST	Blocks	BS	BA	+/-
			M-A	M-A	M-A	OR DR TOT	PF FD								
24	Ali Ali	F 26:02	1-4	1-4	1-2	1 3 4	2 1	4	1	4	0	0	0	0	-6
25	Enrique Freeman	F 20:32	2-4	0-0	6-6	2 7 9	4 3	10	2	1	1	2	0	0	3
1	Loren Cristian Jackson	G 39:20	9-23	7-14	6-6	0 2 2	1 4	31	6	3	1	0	1	4	4
3	Maishe Dailey	G 25:58	0-5	0-2	2-4	1 4 5	4 4	2	0	1	1	0	1	0	-4
12	Bryan Trimble Jr.	G 31:58	1-8	1-7	1-2	1 0 1	3 1	4	0	0	1	0	0	0	2
20	Michael Wynn	03:43	0-1	0-0	0-0	0 0 0	0 0	0	0	0	0	0	0	1	-6
5	Camron Reece	19:28	3-3	0-0	0-1	2 5 7	2 2	6	1	3	0	1	0	1	1
22	Mikal Dawson	16:19	2-3	2-3	0-0	0 4 4	1 0	6	1	0	0	0	0	0	19
4	Jermaine Marshall	13:07	0-3	0-2	0-0	0 2 2	2 1	0	2	0	0	0	0	0	5
11	Garvin Clarke	03:33	1-5	0-2	1-1	1 1 2	0 1	3	0	0	0	0	1	1	2
Team						5 5 10		0	3						
Totals			19-59	11-34	17-22	13 33 46	19 17	66	13	15	4	3	4	4	-4

Technical Fouls: NONE

Shooting By Period	
1 <sup>st</sup> FG%	8-29 27.6%
3PT%	4-19 21.1%
FT%	4-6 66.7%
2 <sup>nd</sup> FG%	11-30 36.7%
3PT%	7-15 46.7%
FT%	13-16 81.3%
GM FG%	19-59 32.2%
3PT%	11-34 32.4%
FT%	17-22 77.3%

Dead Ball Rebounds: 1 0

	KSU	AKRON
Biggest lead	16 (1 <sup>st</sup> 9:31)	10 (2 <sup>nd</sup> 5:10)
Best Scoring Run	10 (1 <sup>st</sup> 15:59)	10 (2 <sup>nd</sup> 5:10)
Lead Changes	4	
Times Tied	3	
Time with Lead	28:59	08:22

Points from	KSU	AKRON
Turnovers	20	13
Paint	36	14
Second Chance	14	16
Fast Breaks	15	6
Bench	10	15

Period by Period Scoring	1st	2nd	TOT
KSU	33	29	62
AKRON	24	42	66

	AKR	EMU
Biggest lead	7 (1 <sup>st</sup> 6:05)	22 (2 <sup>nd</sup> 10:53)
Best Scoring Run	8 (1 <sup>st</sup> 7:18)	11 (2 <sup>nd</sup> 13:44)
Lead Changes	5	
Times Tied	6	
Time with Lead	04:43	30:28

Points from	AKR	EMU
Turnovers	12	17
Paint	24	34
Second Chance	8	8
Fast Breaks	4	17
Bench	20	9

Period by Period Scoring	1st	2nd	TOT
AKR	30	29	59
EMU	37	34	71



Official Basketball Box Score - Final  
**Akron at Northern Illinois**  
01/10/21 NIU Convocation Center, DeKalb, IL  
2020-21 Men's Basketball

Game Time: 2:00 PM  
Game Duration: 1:57



Official Basketball Box Score - Final  
**Toledo at Akron**  
01/16/21 James A. Rhodes Arena, Akron  
2020-21 Men's Basketball

Game Time: 2:00 PM  
Game Duration: 2:34

Akron - 65

Record: 4-3 (2-3)

NO.	Name	Min	FG	3P	FT	Rebounds	Fouls	TP	AS	TO	ST	Blocks	BS	BA	+/-
			M-A	M-A	M-A	OR DR TOT	PF FD								
24	Ali Ali	F 29:44	5-10	4-7	1-2	1 4 5	1 2	15	4	1	0	0	1	5	5
25	Enrique Freeman	F 23:58	4-5	0-0	1-1	3 8 11	2 4	9	0	1	0	0	0	0	7
1	Loren Cristian Jackson	G 36:17	4-10	1-3	1-3	0 0 0	2 4	10	7	4	2	0	1	4	4
3	Maishe Dailey	G 28:46	1-6	0-4	2-2	0 4 4	2 2	4	1	0	0	0	0	0	-7
12	Bryan Trimble Jr.	G 29:58	4-12	4-11	0-0	0 0 0	3 0	12	1	2	0	0	0	0	-4
5	Camron Reece	11:07	1-3	0-0	1-2	0 1 1	2 3	3	0	1	0	0	0	0	-3
2	Greg Tribble	17:58	3-6	0-1	0-0	0 1 1	0 0	6	0	1	1	0	1	0	-12
11	Garvin Clarke	03:51	0-1	0-0	0-0	0 0 0	0 0	0	0	0	0	0	0	0	-3
20	Michael Wynn	07:10	2-4	0-1	0-3	1 2 3	2 4	0	0	0	0	0	0	0	-7
33	Taylor Currie	04:38	1-2	0-1	0-0	0 0 0	1 0	2	0	0	0	0	0	0	-5
22	Mikal Dawson	06:33	0-1	0-1	0-0	0 0 0	0 0	0	0	0	0	0	0	0	2
Team						5 3 8		0	0						
Totals			25-60	9-29	6-13	10 23 33	15 17	65	16	11	3	0	3	-2	-2

Technical Fouls: NONE

Shooting By Period	
1 <sup>st</sup> FG%	11-29 37.9%
3PT%	5-17 29.4%
FT%	4-8 50%
2 <sup>nd</sup> FG%	14-31 45.2%
3PT%	4-12 33.3%
FT%	2-5 40%
GM FG%	25-60 41.7%
3PT%	9-29 31.0%
FT%	6-13 46.2%

Dead Ball Rebounds: 1 0

Toledo - 94

Record: 11-4 (6-1)

NO.	Name	Min	FG	3P	FT	Reb	OR	DR	TOT	PF	Fouls	TP	AS	TO	ST	Blocks	BS	BA	+/-	
2	Setric Milner Jr.	F 41:39	6-9	3-4	1-2	1 3 4	2	4	2	4	16	2	0	2	0	0	0	0	-8	
32	JT Shumate	F 33:26	2-6	0-0	0-0	2 2 4	1	2	4	1	4	3	1	0	1	1	1	1	10	
3	Marreon Jackson	G 36:08	8-23	2-9	6-7	1 8 9	2	4	24	10	1	2	0	1	2	0	1	1	11	
5	Ryan Rollins	G 37:11	4-21	0-2	5-6	2 2 4	2	5	13	2	3	2	0	2	0	1	0	1	-2	
11	Spencer Littleton	G 41:51	6-10	5-9	4-4	1 0 1 4	2	4	21	0	0	1	1	0	1	0	4	0	-4	
14	Mattia Acunzo	14:55	2-6	1-3	1-4	1 1 2	3	3	6	0	0	0	0	0	0	0	0	1	-4	
24	Keshawn Saunders	19:50	3-5	1-1	3-4	2 3 5	1	4	10	0	0	0	0	0	0	0	0	0	-8	
Team						3 2 5	0		0	0	0									
Totals			31-70	12-28	20-27	13 21 34	15	24	94	17	5	7	2	4	1	0	1	0	1	
																			Technical Fouls	None





Official Basketball Box Score - Final  
Akron at Bowling Green  
01/19/21 Broh Center, Bowling Green  
2020-21 Men's Basketball

Game Time: 7:00 PM  
Game Duration: 1:50  
Attendance: 305



Official Basketball Box Score - Final  
Central Mich. at Akron  
01/21/21 James A. Rhodes Arena, Akron  
2020-21 Men's Basketball

Game Time: 6:00 PM  
Game Duration: 2:47

Akron - 69

Record: 6-3 (4-2)

NO. Name		Min	FG M-A	3P M-A	FT M-A	Rebounds OR DR TOT	Fouls PF FO	TP	AS	TO	ST	Blocks BS BA	+/-
24 Ali Ali	F	27:36	2-7	1-3	5-6	0 5 5	1 3	10	3	2	0	2	0 9
25 Enrique Freeman	F	20:39	3-6	0-0	4-4	7 7 14	3 4	10	0	3	0	1	2 18
1 Loren Cristian Jackson	G	36:16	4-12	1-4	7-7	0 6 6	0 8	16	6	4	0	1	0 13
3 Maishe Dailey	G	19:30	0-3	0-3	0-0	0 2 2	1 0	0	1	2	0	0	0 0
12 Bryan Trimble Jr.	G	33:39	7-13	4-8	0-0	0 4 4	1 0	18	0	1	2	0	0 15
2 Greg Tribble		18:56	0-4	0-2	1-2	1 3 4	1 1	1	0	2	0	0	0 8
5 Camron Reese		19:21	4-7	0-0	0-0	1 5 6	3 0	8	0	1	1	3	1 0
4 Jermaine Marshall		05:38	0-2	0-1	0-0	1 2 3	3 1	0	1	0	1	0	0 3
22 Mikal Dawson		06:59	0-0	0-0	0-0	0 0 0	0 0	0	1	1	1	0	0 -2
11 Garvin Clarke		06:55	0-2	0-1	0-0	0 0 0	1 1	0	0	0	0	0	0 -4
20 Michael Wynn		04:31	2-3	2-2	0-0	0 0 0	0 0	6	0	0	0	0	0 6
Team						4 1 5			0		0		
Totals		22:59	8-24	17-19	14 35	49	14 18	69	12	16	5	7	3 12

Technical Fouls: NONE

Shooting By Period	1st	2nd	3rd	4th	OT
FG%	9-31	29.0%			
3PT%	4-12	33.3%			
FT%	6-6	100%			
1st FG%	13-28	46.4%			
3PT%	4-12	33.3%			
FT%	11-13	84.6%			
GM FG%	22-59	37.3%			
3PT%	8-24	33.3%			
FT%	17-19	89.5%			
Dead Ball Rebounds:	0	0			

Central Mich. - 67

Record: 6-9 (2-6)

NO. Name	Min	FG	3P	FT	Rebounds	Fouls	TP	AS	TO	ST	Blocks	BS	BA	+/
25 Malik Muhammad	F 21:03	1-4	0-0	0-0	2 1 3	4 1	2	0	3	0	3	0	-9	
0 Travon Broadway Jr.	G 36:17	5-14	1-1	6-7	4 2 6	3 5	17	0	1	1	1	3	-12	
2 Devontae Lane	G 37:27	4-8	0-1	4-5	0 3 3	2 5	12	3	2	3	0	0	-12	
5 Meikell Murray	G 34:36	9-15	0-0	5-7	1 2 3	1 5	23	0	2	0	1	1	-8	
22 Matt Beachler	G 25:17	1-3	0-2	2-2	0 5 5	2 2	4	0	2	0	0	0	-16	
1 Ralph Bissainthe	22:25	0-2	0-1	3-4	1 3 4	1 3	3	0	0	1	0	0	-9	
4 Caleb Huffman	17:50	3-6	0-1	0-0	1 2 3	4 0	6	1	3	0	0	1	1	
34 Caleb Hodgson	02:01	0-0	0-0	0-0	0 0 0	0 0	0	0	0	0	0	0	-1	
3 PJ Mitchell	02:33	0-1	0-0	0-0	0 0 0	0 0	0	0	0	0	0	0	-2	
20 Ra'Shad Weekly-McDaniels	00:31	0-0	0-0	0-0	0 0 0	0 0	0	0	0	0	0	0	-2	
Team					0 5 5			0	1					
Totals		23-53	1-6	20-25	9 23 32	17 21	67	4	14	5	5	5	-14	

Technical Fouls: NONE

Shooting By Period	1st	2nd	3rd	4th	OT
FG%	14-28	50.0%			
3PT%	1-5	20.0%			
FT%	9-10	90%			
1st FG%	9-25	36.0%			
3PT%	0-1	0.0%			
FT%	11-15	73.3%			
GM FG%	23-53	43.4%			
3PT%	1-6	16.7%			
FT%	20-25	80.0%			
Dead Ball Rebounds:	1	0			

Bowling Green - 57

Record: 10-4 (6-2)

NO. Name	Min	FG	3P	FT	Rebounds	Fouls	TP	AS	TO	ST	Blocks	BS	BA	+/
25 Daegwon Plowden	F 34:04	7-16	0-4	0-0	4 4 8	2 4	14	2	2	2	1	2	-12	
35 Dylan Swingle	C 08:16	0-2	0-0	0-0	1 0 1	3 0	0	0	0	0	0	1	-12	
1 Justin Turner	G 35:29	4-16	2-5	3-4	1 4 5	2 4	13	6	2	1	0	1	-6	
3 Caleb Fields	G 30:19	1-5	0-0	0-0	1 2 3	3 0	2	2	1	0	0	2	-11	
5 Kaden Metheny	G 26:35	5-12	4-8	0-0	0 2 2	3 2	14	1	1	0	0	0	-17	
0 Jacob Washington	10:19	0-1	0-0	0-0	1 2 3	1 0	0	0	2	0	1	1	9	
2 Josiah Fulcher	19:28	3-7	1-4	0-0	1 3 4	2 1	7	0	1	1	0	0	-7	
11 Trey Diggs	22:04	2-6	1-4	0-0	0 4 4	0 1	5	2	1	1	0	0	-4	
10 Cam Young	09:52	0-2	0-0	0-1	2 3 5	2 2	0	0	1	1	1	0	6	
13 Chandler Turner	03:34	1-2	0-0	0-0	0 0 0	0 0	2	0	1	0	0	0	-6	
Team					2 1 3			0	0					
Totals		23-69	8-28	3-5	13 25 38	18 14	57	13	12	6	3	7	-12	

Technical Fouls: NONE

Shooting By Period	1st	2nd	3rd	4th	OT
FG%	5-30	25.7%			
3PT%	4-14	28.6%			
FT%	1-3	33.3%			
1st FG%	15-39	38.5%			
3PT%	4-14	28.6%			
FT%	2-2	100%			
GM FG%	23-69	33.3%			
3PT%	8-28	28.6%			
FT%	3-5	60.0%			
Dead Ball Rebounds:	0	0			

Akron - 81

Record: 7-3 (5-2)

NO. Name	Min	FG	3P	FT	Rebounds	Fouls	TP	AS	TO	ST	Blocks	BS	BA	+/
24 Ali Ali	F 26:02	3-8	1-5	0-0	2 2 4	0 1	7	3	1	1	0	0	2	
25 Enrique Freeman	F 25:33	5-7	0-0	0-0	1 11 12	2 0	10	0	2	0	4	1	9	
1 Loren Cristian Jackson	G 34:15	4-10	1-3	4-4	0 1 3	3 2	7	13	0	3	0	0	15	
3 Maishe Dailey	G 25:28	4-6	3-4	0-0	1 3 4	3 1	11	0	0	0	0	0	18	
12 Bryan Trimble Jr.	G 32:57	8-15	7-14	2-2	0 1 1	3 2	25	0	2	3	0	0	18	
2 Greg Tribble	18:08	1-3	0-0	1-1	1 0 1	3 2	3	0	1	0	0	2	-2	
5 Camron Reece	13:56	3-4	0-0	3-4	1 2 3	5 2	9	0	1	0	1	0	3	
4 Jermaine Marshall	06:40	0-0	0-0	0-0	0 0 0	0 0	0	1	1	1	0	0	5	
22 Mikal Dawson	05:21	0-0	0-0	0-0	0 0 0	1 0	0	1	0	0	0	0	1	
11 Garvin Clarke	06:37	0-4	0-2	0-0	0 1 1	1 0	0	3	0	0	0	2	-4	
20 Michael Wynn	05:30	1-2	0-1	1-2	1 0 1	1 2	3	0	1	0	0	0	-1	
0 Tre Edwards	09:31	0-0	0-0	0-0	0 0 0	0 0	0	0	0	0	0	0	2	
21 Aziz Bandaogo	09:31	0-0	0-0	0-0	0 0 0	0 0	0	0	0	0	0	0	2	
33 Taylor Currie	00:31	0-0	0-0	0-0	0 1 1	0 0	0	0	0	0	0	0	2	
Team					1 1 2			0	1					
Totals		29-59	12-29	11-13	8 25 33	21 17	81	18	13	5	5	5	-14	

Technical Fouls: NONE

Shooting By Period	1st	2nd	3rd	4th	OT
FG%	15-31	48.4%			
3PT%	8-18	44.4%			
FT%	6-7	85.7%			
1st FG%	14-28	50.0%			
3PT%	4-11	36.4%			
FT%	5-6	83.3%			
GM FG%	29-59	49.2%			
3PT%	12-29	41.4%			
FT%	11-13	84.6%			
Dead Ball Rebounds:	1	0			

	AKRON	BGSU
Biggest lead	13 (2nd 17:50)	3 (1st 6:52)
Best Scoring Run	12 (2nd 6:10)	11 (1st 6:52)
Lead Changes	6	
Times Tied	4	
Time with Lead	34:06	03:18
Points from	AKRON	BGSU
Turnovers	13	9
Paint	20	28
Second Chance	15	15
Fast Breaks	11	10
Bench	15	14

Period by Period Scoring	1st	2nd	TOT
AKRON	28	41	69
BGSU	21	36	57

	CMU	Akron
Biggest lead	2 (1st 17:27)	16 (2nd 1:48)
Best Scoring Run	5 (2nd 12:53)	12 (2nd 18:20)
Lead Changes	8	
Times Tied	7	
Time with Lead	01:10	35:44

Points from	CMU	Akron
Turnovers	7	14
Paint	36	30
Second Chance	7	8
Fast Breaks	16	12
Bench	9	15

Period by Period Scoring			
	1st	2nd	TOT
CMU	38	29	67
Akron	44	37	81



Official Basketball Box Score - Final  
Akron at Western Mich.  
01/23/21 Reid Fieldhouse/University Arena, Kalamazoo  
2020-21 Men's Basketball

Game Time: 5:00 PM  
Game Duration: 1:59



Official Basketball Box Score - Final  
Eastern Mich. at Akron  
01/26/21 James A. Rhodes Arena, Akron  
2020-21 Men's Basketball

Game Time: 7:00 PM  
Game Duration: 2:00

Akron - 79

Record: 8-3 (6-2)

NO. Name	Min	FG	3P	FT	Rebounds	Fouls	TP	AS	TO	ST	Blocks	BS	BA	+/
24 Ali Ali	F 25:10	1-4	0-3	2-2	0 2 2	0 1	4	1	1	0	0	0	10	
25 Enrique Freeman	F 28:39	4-4	0-0	1-4	1 9 10	2 3	9	0	0	1	0	0	9	
1 Loren Cristian Jackson	G 34:30	8-17	3-7	13-14	1 1 2	2 8	32	6	3	2	0	0	10	
3 Maishe Dailey	G 21:40	1-7	1-6	0-0	0 2 2	1 0	3	1	2	1	0	0	-1	
12 Bryan Trimble Jr.	G 27:25	2-8	2-8	0-0	0 2 2	2 0	6	0	1	2	0	0	1	
2 Greg Tribble	18:00	1-1	0-0	1-3	1 2 3	1 2	3	1	1	0	0	0	3	
4 Jermaine Marshall	03:52	0-1	0-1	1-2	0 0 0	0 1	1	0	0	0	0	0	0	
5 Camron Reece	11:21	0-0	0-0	2-2	1 2 3	5 3	2	0	2	0	0	0	2	
22 Mikal Dawson	19:24	5-6	3-4	0-0	1 2 3	0 1	13	0	0	1	0	0	20	
11 Garvin Clarke	06:43	1-1	1-1	2-2	0 1 1	1 1	5	1	0	0	0	0	2	
20 Michael Wynn	03:16	0-0	0-0	1-2	0 0 0	1 2	1	0	0	0	0	0	-1	
Team					0 0 0			0		0				
Totals		23-49	10-30	23-31	5 23 28	15 22	79	10	10	7	0	0	11	

Technical Fouls: NONE

Shooting By Period		
1st	FG%	10-24 41.7%
	3PT%	6-18 33.3%
	FT%	5-9 55.6%
2nd	FG%	13-25 52.0%
	3PT%	4-12 33.3%
	FT%	18-22 81.8%
3rd	FG%	23-49 46.9%
	3PT%	10-30 33.3%
	FT%	23-31 74.2%
Dead Ball Rebounds: 6, 0		



Official Basketball Box Score - Final  
Ball St. at Akron  
01/20/21 James A. Rhodes Arena, Akron  
2020-21 Men's Basketball

Game Time: 2:00 PM  
Game Duration: 1:57  
Attendance: 25



Official Basketball Box Score - Final  
Akron at Toledo  
02/02/21 John F. Savage Arena, Toledo  
2020-21 Men's Basketball

Game Time: 7:00 PM  
Game Duration: 1:52

Ball St. - 42														
Record: 6-8 (4-5)														
NO. Name	Min	FG	3P	FT	Rebounds	Fouls	TP	AS	TO	ST	Blocks	BS	BA	+/
12 Brachen Hazen	F 22:40	3-8	0-1	2-2	1 3 4	3 3	8	0	2	0	0	0	0	-15
2 Luke Bumbalough	G 25:29	2-5	1-2	0-0	0 2 2	5 1	5	1	1	0	0	0	0	-23
5 Ishmael El-Amin	G 31:47	6-15	1-5	0-0	0 3 3	1 2	13	3	2	1	0	1	0	-20
11 Jarron Coleman	G 30:29	2-5	1-4	1-2	0 4 4	0 2	6	1	7	1	1	0	0	-26
13 Kani Acree	G 33:17	1-5	1-4	0-0	0 6 6	2 0	3	1	2	1	0	0	0	-23
3 Teemu Suokas	G 28:22	1-8	0-5	0-0	1 1 2	1 2	2	1	1	0	0	1	0	-27
34 Ben Hendricks	15:43	2-3	0-0	0-1	0 2 2	1 1	4	0	2	0	1	0	0	-18
44 Blake Huggins	08:20	0-0	0-0	0-0	0 3 3	3 1	0	0	1	0	1	0	0	-8
4 Josh Bryan	03:53	0-1	0-1	1-2	0 0 0	1 1	1	1	0	1	0	0	0	0
Team					1 3 4		0							
Totals		17-50	4-22	4-7	3 27 30	17 13	42	8	18	4	3	2	-32	

Technical Fouls: NONE

Akron - 74														
Record: 10-3 (8-2)														
NO. Name	Min	FG	3P	FT	Rebounds	Fouls	TP	AS	TO	ST	Blocks	BS	BA	+/
24 Ali Ali	F 22:21	2-4	1-3	2-4	0 1 1	0 1	7	0	1	1	0	0	0	15
25 Enrique Freeman	F 16:57	2-2	0-0	0-0	1 7 8	2 1	4	0	2	0	0	0	0	14
1 Loren Cristian Jackson	G 28:39	7-11	1-4	1-2	0 4 4	0 6	16	6	2	1	0	0	0	26
3 Maishe Dailey	G 19:21	0-5	0-2	0-0	0 1 1	2 0	0	1	0	1	0	0	0	12
12 Bryan Trimble Jr.	G 14:24	1-4	1-3	0-0	0 2 2	0 0	3	0	1	0	0	0	0	7
2 Greg Tribble	20:04	2-8	1-4	1-2	0 1 1	3 1	6	0	2	1	0	0	0	12
5 Camron Reece	19:10	3-4	0-0	3-3	2 5 7	2 3	9	0	3	2	0	1	0	18
20 Michael Wynn	16:39	4-4	2-2	0-0	0 1 1	2 0	10	2	0	1	0	0	0	21
22 Mikal Dawson	17:27	3-6	2-5	1-2	0 3 3	1 1	9	1	0	2	0	0	0	20
11 Garvin Clarke	10:58	2-4	0-0	0-1	1 2 3	0 1	4	0	0	0	0	0	0	9
4 Jermaine Marshall	04:43	0-2	0-1	0-0	1 1 2	0 0	0	0	0	0	0	0	0	2
0 Tre Edwards	03:53	1-2	0-1	1-1	1 1 2	0 1	3	0	0	0	0	0	0	0
21 Aziz Bandaogo	03:53	1-1	0-0	1-4	2 0 2	1 2	3	0	0	0	2	0	0	0
14 Scott Walter	01:31	0-0	0-0	0-0	0 0 0	0 0	0	0	0	0	0	0	0	3
Team					0 3 3		0							
Totals		28-57	8-25	10-19	8 32 40	13 17	74	10	11	9	2	3	-32	

Technical Fouls: NONE

	BSU	Akron
Biggest lead	0 (1 <sup>st</sup> 20:00)	34 (2 <sup>nd</sup> 2:31)
Best Scoring Run	6 (2 <sup>nd</sup> 1:13)	17 (1 <sup>st</sup> 1:19)
Lead Changes	0	
Times Tied	0	
Time with Lead	00:00	38:38

Points from	BSU	Akron
Turnovers	5	9
Paint	20	36
Second Chance	3	8
Fast Breaks	3	13
Bench	7	44

Period by Period Scoring			
	1st	2nd	TOT
BSU	16	26	42
Akron	34	40	74

Akron - 76																		
Record: 10-4 (8-3)																		
Shooting By Period		NO. Name	Min	FG	3P	FT	Rebounds	Fouls	TP	AS	TO	ST	Blocks	BS	BA	+/	Shooting By Period	
1st	FG% 7-24 29.2%	24 Ali Ali	F 23:29	3-7	2-4	0-0	1 2 3 3	0 0	8	1	1	0	0	0	0	0	-7	1st FG% 13-30 43.3%
3PT%	2-12 16.7%	25 Enrique Freeman	F 18:13	2-3	0-0	0-2	6 5 11	3 2	4	0	2	0	2	0	0	5	3PT% 3-10 30.0%	
FT%	0-0 0%	1 Loren Cristian Jackson	G 34:43	11-24	2-7	8-10	1 2 3 3	9 32	4	1	3	0	2	0	2	-9	FT% 6-10 60%	
2nd	FG% 10-26 38.5%	3 Maishe Dailey	G 18:32	1-5	0-1	2-3	0 2 2 3	2 4	1	0	0	0	0	1	-5	2nd FG% 14-33 42.4%		
3PT%	2-10 20.0%	12 Bryan Trimble Jr.	G 33:45	5-11	4-10	0-0	0 1 1 1	1 14	0	0	0	0	0	0	-13	3PT% 5-15 33.3%		
FT%	4-7 57.1%	2 Greg Tribble	17:21	0-2	0-1	2-4	0 0 0 0	2 2	1	1	0	0	0	0	-10	FT% 8-13 61.5%		
3rd	FG% 17-30 56.7%	5 Camron Reece	17:10	4-5	0-0	1-2	2 6 8 4	1 9	2	4	0	0	0	0	-17	3rd FG% 27-63 42.9%		
FT%	4-7 57.1%	11 Garvin Clarke	05:17	0-2	0-0	1-2	0 0 0 0	1 1	0	0	0	0	0	0	-6	FT% 8-25 32.0%		
4th	FG% 1-2 18.2%	20 Michael Wynn	15:53	1-3	0-1	0-0	0 1 1 4	0 2	1	0	0	0	1	0	-16	FT% 14-23 60.9%		
FT%	4-7 57.1%	22 Mikal Dawson	13:26	0-1	0-1	0-0	0 1 1 0	0 0	0	1	0	0	0	0	3	Dead Ball Rebounds: 4.0		
Dead Ball Rebounds: 1.0		4 Jermaine Marshall	02:08	0-0	0-0	0-0	0 0 0 0	1 0	0	0	0	0	0	0	0			
		21 Aziz Bandaogo	00:03	0-0	0-0	0-0	0 0 0 0	0 0	0	0	0	0	0	0	0			
		Team					2 0 2		0									
Totals				27-63	8-25	14-23	12 20 32	23 18	76	11	9	4	3	3	-15			

Technical Fouls: NONE

Toledo - 91														
Record: 16-4 (11-1)														
NO. Name	Min	FG	3P	FT	Rebounds	Fouls	TP	AS	TO	ST	Blocks	BS	BA	+/
2 Setric Milner Jr.	F 33:14	4-10	2-3	0-0	2 3 5	1 1	10	0	2	0	0	1	1	12
32 JT Shumate	F 33:42	8-11	3-3	6-6	3 2 5	2 4	25	3	8	0	0	2	1	19
3 Marreon Jackson	G 33:55	7-15	0-7	5-6	0 11 11	4 4	19	8	0	0	0	0	0	14
5 Ryan Rollins	G 27:05	0-7	0-4	0-0	3 5 8	3 4	0	3	0	1	1	1	4	0
11 Spencer Littleton	G 36:12	6-8	5-6	0-0	1 4 5	4 5	17	0	1	2	0	0	0	18
4 Mattia Acunzo	10:09	2-2	1-1	1-2	1 1 2	1 2	6	0	0	0	0	0	0	4
24 Keshawn Saunders	23:57	4-5	2-5	4-4	1 1 2	3 2	14	2	0	0	0	0	0	4
35 Jonathan Komagum	00:52	0-0	0-0	0-0	0 0 0	0 0	0	0	0	0	0	0	0	0
12 Luke Maranka	00:27	0-1	0-0	0-0	0 1 1	1 0	0	0	0	0	0	0	0	0
22 Blake Williams	00:27	0-0	0-0	0-0	0 0 0	0 0	0	0	0	0	0	0	0	0
Team					1 1 2		0							
Totals		31-62	13-29	16-18	12 29 41	19 22	91	16	11	3	3	3	15	

Technical Fouls: Jackson 1<sup>st</sup> 12:47

	Akron	TOLEDO
Biggest lead	5 (1 <sup>st</sup> 18:30)	16 (2 <sup>nd</sup> 19:46)
Best Scoring Run	9 (2 <sup>nd</sup> 17:24)	9 (1 <sup>st</sup> 13:46)
Lead Changes	1	
Times Tied	2	
Time with Lead	03:30	35:17

Points from	Akron	TOLEDO
Turnovers	14	10
Paint	34	30
Second Chance	11	12
Fast Breaks	13	6
Bench	14	20

Period by Period Scoring			
	1st	2nd	TOT
Akron	35	41	76
TOLEDO	49	42	91



Official Basketball Box Score - Final  
Akron at Kent St.  
02/05/21 Memorial Athletic & Convocation Center, Kent  
2020-21 Men's Basketball

Game Time: 7:00 PM  
Game Duration: 1:57



Official Basketball Box Score - Final  
Akron at Miami (OH)  
02/12/21 Miller Hall, Oxford  
2020-21 Men's Basketball

Game Time: 7:00 PM  
Game Duration: 1:52

Akron - 72														
Record: 11-4 (8-3)														
NO. Name	Min	FG	3P	FT	Rebounds	Fouls	TP	AS	TO	ST	Blocks	BS	BA	+/
24 Ali Ali	F 22:43	1-3	1-2	0-0	0 1 2	3 1	1	3	1	2	0	0	0	10
25 Enrique Freeman	F 28:24	2-3	0-0	0-0	2 9 11	1 0	4	0	0	0	0	0	0	15
1 Loren Cristian Jackson	G 35:51	9-23	1-5	2-4	2 3 5	1 5	21	8	5	1	0	1	0	19
3 Maishe Dailey	G 13:10	0-1	0-0	0-0	1 1 1	3 1	0	0	2	0	0	0	0	3
12 Bryan Trimble Jr.	G 32:53	8-11	7-10	3-3	0 1 1	1 2	26	0	0	0	0	0	0	13
2 Greg Tribble	15:40	1-4	0-1	1-2	0 2 2	3 1	3	2	2	1	0	0	0	-4
5 Camron Reece	10:43	3-5	0-0	0-0	1 2 3	4 1	6	0	0	1	1	1	0	-2
20 Michael Wynn	18:10	2-4	1-2	1-2	2 3 5	2 4	6	1	0	1	1	0	0	-1
11 Garvin Clarke	04:09	0-2	0-1	0-0	0 1 1	0 0	0	0	0	0	0	0	0	-8
22 Mikal Dawson	18:17	1-3	1-3	0-0	0 2 2	0 0	3	2	2	0	0	0	0	10
Team					1 2 3		0							
Totals		27-59	11-25	7-11	11 26 37	16 15	72	14	15	4	6	2	11	

Technical Fouls: Reece 1<sup>st</sup> 6:42 Tribble 2<sup>nd</sup> 8:03

Kent St. - 61				Record: 10-5 (7-4)										
NO. Name	Min	FG M-A	3P M-A	FT M-A	Rebounds OR DR TOT	Fouls PF FF	TP	AS	TO	ST	Blocks BS BA	+/-		
5 Danny Phippen	F 37:10	6-20	2-9	3-5	5 6 11	3 6	17	5	5	2	0	0 -7		
14 Tervell Beck	F 32:02	5-12	0-1	0-0	2 2 4	1 2	10	0	4	0	0 0 3 -3			
11 Giovanni Santiago	G 34:47	4-9	2-6	0-0	1 1 2	0 0	10	3	2	0	0 1 -10			
3 Jeremiah Hernandez	G 18:51	2-4	0-1	0-0	1 0 1	1 0	4	0	2	1	0 0 -5			
55 James Jordan	G 21:20	1-6	1-5	2-2	2 2 4	4 2	5	0	0	0	0 0 -5			
2 Malik Jacobs	34:54	4-9	1-2	3-3	0 3 3	4 2	12	2	1	3	1 2 -10			
3 VonCameron Davis	09:36	0-2	0-1	0-0	1 3 4	1 1	0	0	2	0	0 0 -4			
32 Gabe O'Neal	07:00	1-2	0-0	0-0	1 1 1	1 0	2	0	1	0	1 0 -7			
23 Evan Bainbridge	04:20	0-2	0-0	1-2	1 1 2	1 1	0	0	0	0	0 0 -4			
Team					2 3 5		0	0	0					
Totals		23-66	6-27	9-12	15 22 37	16 14	61	10	17	6	2 6 -11			



Official Basketball Box Score - Final  
**Northern Ill. at Akron**  
02/16/21 James A. Rhodes Arena, Akron  
2020-21 Men's Basketball

Game Time: 2:00 PM  
Game Duration: 2:09  
Attendance: 55



Official Basketball Box Score - Final  
**Akron at Ball St.**  
02/19/21 Worthen Arena, Muncie  
2020-21 Men's Basketball

Game Time: 7:00 PM  
Game Duration: 2:09  
Attendance: 90

Northern Ill. - 76

Record: 2-12 (1-8)

NO. Name	Min	FG		3P	FT	Rebounds		Fouls	TP	AS	TO	Blocks		+/-
		M-A	M-A	M-A	M-A	OR	DR	PF				BS	BA	
25 Nathan Scott	F 15:38	2-5	1-2	0-0	1	1	2	1	0	5	0	0	0	2
13 Adong Makui	C 14:03	1-3	0-0	0-0	0	0	0	5	0	2	0	0	0	6
1 Trendon Hankerson	G 34:34	3-14	1-6	0-1	1	7	8	1	2	7	4	2	2	1
23 Tyler Cochran	G 36:20	8-17	1-2	3-4	8	5	13	4	5	20	7	3	2	0
50 Anthony Crump	G 28:53	3-9	1-3	0-0	1	4	5	2	0	7	1	3	0	0
2 Kaleb Thornton	22:06	1-7	0-0	0-0	1	2	3	3	0	2	2	2	0	0
11 Chinedu Kingsley Okanu	13:52	4-5	0-0	2-2	3	0	3	5	2	10	0	1	0	0
12 Zool Kueth	27:35	8-11	5-8	0-0	2	1	3	3	1	21	0	0	1	0
3 Justin Lee	06:59	1-2	0-1	0-0	0	0	0	3	2	2	0	1	0	0
Team						1	4	5		0				
Totals		31-73	9-22	5-7	18	24	42	27	12	76	14	12	5	1

Technical Fouls: Cochran 1<sup>st</sup> 3:43

Akron - 81

Record: 13-4 (11-3)

NO. Name	Min	FG		3P	FT	Rebounds		Fouls	TP	AS	TO	Blocks		+/-
		M-A	M-A	M-A	M-A	OR	DR	PF				BS	BA	
24 Ali Ali	F 24:10	3-6	3-5	2-2	0	2	2	0	1	11	0	1	0	-7
25 Enrique Freeman	F 17:09	0-2	0-0	2-2	2	6	8	2	2	2	0	1	1	-1
1 Loren Cristian Jackson	G 33:10	4-15	1-6	10-10	1	0	1	3	8	19	7	4	1	5
3 Maishe Dailey	G 23:28	1-6	0-3	2-4	0	3	3	0	5	4	0	1	0	0
12 Bryan Trimble Jr.	G 34:21	6-13	6-11	4-4	1	2	3	1	1	22	1	1	1	0
2 Greg Tribble	18:27	0-2	0-1	5-6	3	1	4	0	4	5	1	1	1	0
5 Camron Reece	21:19	2-3	0-0	4-4	2	3	5	1	3	8	1	1	0	5
20 Michael Wynn	16:11	4-5	1-2	1-3	0	5	5	3	2	10	2	1	0	11
22 Mikal Dawson	04:55	0-0	0-0	0-0	0	1	1	0	0	0	0	0	0	-1
11 Garvin Clarke	06:50	0-0	0-0	0-0	0	1	1	2	0	0	0	1	0	0
Team						2	2	4		0				
Totals		20-52	11-28	30-35	11	26	37	12	26	81	12	12	4	7

Technical Fouls: NONE

	NIU	Akron
Biggest lead	11 (1 <sup>st</sup> 10:54)	9 (2 <sup>nd</sup> 3:09)
Best Scoring Run	6 (1 <sup>st</sup> 13:57)	11 (2 <sup>nd</sup> 9:44)
Lead Changes	3	
Times Tied	2	
Time with Lead	25:01	14:03

Points from	NIU	Akron
Turnovers	19	14
Paint	36	16
Second Chance	17	13
Fast Breaks	15	11
Bench	35	23

Period by Period Scoring	1st	2nd	TOT
NIU	45	31	76
Akron	41	40	81

Shooting By Period		
1 <sup>st</sup> FG%	18-33	54.5%
3PT%	7-12	58.3%
FT%	2-2	100%
2 <sup>nd</sup> FG%	13-40	32.5%
3PT%	2-10	20.0%
FT%	3-5	60%
GM FG%	31-73	42.5%
3PT%	9-22	40.9%
FT%	5-7	71.4%

Dead Ball Rebounds: 0, 0

Akron - 88

Record: 14-4 (12-3)

NO. Name	Min	FG		3P	FT	Rebounds		Fouls	TP	AS	TO	Blocks		+/-
		M-A	M-A	M-A	M-A	OR	DR	PF				BS	BA	
24 Ali Ali	F 29:17	8-12	3-5	1-2	0	4	4	2	2	20	0	0	0	0
25 Enrique Freeman	F 16:16	5-6	0-0	2-4	2	1	3	3	2	12	0	2	0	1
1 Loren Cristian Jackson	G 36:43	2-12	0-2	8-10	0	3	3	1	10	12	11	4	2	0
3 Maishe Dailey	G 20:51	1-4	1-3	0-1	1	4	5	0	1	3	3	1	0	1
12 Bryan Trimble Jr.	G 32:11	6-11	5-8	2-2	0	2	2	5	2	19	0	1	3	0
5 Camron Reece	23:44	5-7	0-0	6-6	2	3	5	1	3	16	0	1	0	0
20 Michael Wynn	08:40	0-1	0-1	0-0	0	1	1	2	2	0	0	1	2	0
2 Greg Tribble	19:20	3-4	0-0	0-0	0	3	3	2	0	6	2	0	1	0
11 Garvin Clarke	01:34	0-0	0-0	0-0	0	0	0	0	0	0	0	0	0	0
22 Mikal Dawson	11:24	0-1	0-1	0-0	1	2	3	2	0	0	0	0	1	0
Team						2	1	3		0				
Totals		30-58	9-20	19-25	8	24	32	18	22	88	16	12	9	4

Technical Fouls: Trimble Jr. 2<sup>nd</sup> 0:20

Ball St. - 79

Record: 7-11 (5-8)

NO. Name	Min	FG		3P	FT	Rebounds		Fouls	TP	AS	TO	Blocks		+/-
		M-A	M-A	M-A	M-A	OR	DR	PF				BS	BA	
0 Miryne Thomas	F 25:41	4-6	0-0	0-0	2	3	5	2	1	8	4	2	0	0
12 Brachen Hazen	F 27:40	8-14	2-4	0-0	1	3	4	0	2	18	3	0	2	0
1 K.J. Walton	G 27:20	5-8	0-0	2-2	3	0	3	4	2	12	1	1	0	0
5 Ishmael El-Amin	G 33:57	8-23	3-11	1-1	0	3	3	5	3	20	0	4	0	1
11 Jarmon Coleman	G 24:40	3-7	2-4	0-0	0	2	2	2	3	8	2	4	1	0
2 Luke Bumbalough	29:49	2-3	1-2	2-2	1	4	5	4	2	7	6	2	1	0
13 Kani Acree	18:33	0-2	0-0	2-2	0	4	4	3	2	2	0	3	1	0
44 Blake Huggins	12:20	1-2	0-0	2-2	2	0	2	3	2	4	0	1	0	1
Team						1	4	5		0				
Totals		31-65	8-21	9-9	10	23	33	23	17	79	16	17	5	0

Technical Fouls: Acree 2<sup>nd</sup> 0:20

	AKR	BSU
Biggest lead	11 (2 <sup>nd</sup> 1:28)	13 (1 <sup>st</sup> 8:25)
Best Scoring Run	8 (1 <sup>st</sup> 7:01)	15 (1 <sup>st</sup> 8:25)
Lead Changes	4	
Times Tied	4	
Time with Lead	24:57	12:41

Points from	AKR	BSU
Turnovers	17	8
Paint	38	40
Second Chance	4	8
Fast Breaks	15	10
Bench	22	13

Period by Period Scoring	1st	2nd	TOT
AKR	30	58	88
BSU	36	43	79





## 2020-21 Akron Men's Basketball Combined Team Statistics All games

Page 1/1  
as of Feb 22, 2021

### Game Records

Record	Overall	Home	Away	Neutral
ALL GAMES	14-4	9-0	5-3	0-1
CONFERENCE	12-3	7-0	5-3	0-0
NON-CONFERENCE	2-1	2-0	0-0	0-1

### Score by Periods

Team	1st	2nd	OT	TOT
Akron	636	780	12	1428
Opponents	606	642	11	1259

### Team Box Score

No. Player					Total		3-Point		F-Throw		Rebounds											
		GP-GS	MIN	AVG	FG-FGA	FG%	3FG-FGA	3FG%	FT-FTA	FT%	OFF	DEF	TOT	AVG	PF	DQ	A	TO	BLK	STL	PTS	AVG
1	JACKSON, Loren Cristian	18-18	625:55	34.8	118-281	.420	42-126	.333	98-112	.875	9	39	48	2.7	31	0	120	56	1	18	376	20.9
12	TRIMBLE JR., Bryan	18-15	503:42	28.0	80-187	.428	65-155	.419	16-17	.941	5	35	40	2.2	36	1	8	18	1	16	241	13.4
24	ALI, Ali	18-18	443:41	24.6	51-109	.468	23-58	.397	22-30	.733	13	49	62	3.4	30	1	27	23	5	7	147	8.2
25	FREEMAN, Enrique	18-15	392:50	21.8	61-82	.744	0-0	.000	22-32	.688	44	119	163	9.1	43	0	4	29	30	8	144	8.0
5	REECE, Camron	18-3	300:17	16.7	49-73	.671	0-0	.000	24-32	.750	28	61	89	4.9	48	2	9	31	8	5	122	6.8
3	DAILEY, Maishe	18-18	436:50	24.3	40-113	.354	21-69	.304	14-23	.609	8	55	63	3.5	26	0	29	15	2	8	115	6.4
20	WYNN, Michael	15-0	168:31	11.2	25-47	.532	8-23	.348	6-15	.400	14	20	34	2.3	27	0	15	9	4	6	64	4.3
2	TRIBBLE, Greg	16-2	278:39	17.4	23-55	.418	1-13	.077	19-28	.679	8	18	26	1.6	25	1	18	17	1	7	66	4.1
22	DAWSON, Mikal	18-0	223:57	12.4	26-60	.433	15-45	.333	6-8	.750	10	24	34	1.9	16	0	9	9	0	10	73	4.1
11	CLARKE, Garvin	17-0	101:45	6.0	12-39	.308	4-14	.286	8-12	.667	3	9	12	0.7	10	0	10	1	1	3	36	2.1
4	MARSHALL, Jermaine	12-1	104:53	8.7	5-18	.278	2-12	.167	12-14	.857	9	25	34	2.8	18	0	5	5	1	5	24	2.0
0	EDWARDS, Tre	4-0	10:52	2.7	2-4	.500	1-3	.333	1-1	1.000	1	1	2	0.5	1	0	0	0	0	0	6	1.5
33	CURRIE, Taylor	6-0	16:13	2.7	4-6	.667	0-1	.000	1-2	.500	2	2	4	0.7	4	0	0	0	0	0	9	1.5
21	BANDAOGO, Aziz	6-0	11:20	1.9	1-3	.333	0-0	.000	3-6	.500	2	3	5	0.8	3	0	0	0	2	0	5	0.8
14	WALTER, Scott	3-0	05:34	1.9	0-0	.000	0-0	.000	0-0	.000	0	0	0	0.0	0	0	1	0	0	0	0	0.0
Team											35	40	75				8					
Total		18	3625		497-1077	.461	182-519	.351	252-332	.759	191	500	691	38.4	318	5	255	221	56	93	1428	79.3
Opponents		18	3625		472-1102	.428	119-390	.305	196-272	.721	181	435	616	34.2	327	8	209	224	37	96	1259	69.9

### Team Statistics

	UA	OPP
<b>Scoring</b>	<b>1428</b>	<b>1259</b>
Points per game	79.3	69.9
Scoring margin	+9.4	-
<b>Field goals-att</b>	<b>497-1077</b>	<b>472-1102</b>
Field goal pct	.461	.428
<b>3 point fg-att</b>	<b>182-519</b>	<b>119-390</b>
3-point FG pct	.351	.305
3-pt FG made per game	10.1	6.6
<b>Free throws-att</b>	<b>252-332</b>	<b>196-272</b>
Free throw pct	.759	.721
F-Throws made per game	14.0	10.9
<b>Rebounds</b>	<b>691</b>	<b>616</b>
Rebounds per game	38.4	34.2
Rebounding margin	+4.2	-
<b>Assists</b>	<b>255</b>	<b>209</b>
Assists per game	14.2	11.6
<b>Turnovers</b>	<b>221</b>	<b>224</b>
Turnovers per game	12.3	12.4
Turnover margin	+0.2	-
Assist/turnover ratio	1.2	0.9
<b>Steals</b>	<b>93</b>	<b>96</b>
Steals per game	5.2	5.3
<b>Blocks</b>	<b>56</b>	<b>37</b>
Blocks per game	3.1	2.1
<b>Winning streak</b>	<b>4</b>	<b>-</b>
Home win streak	9	-
<b>Attendance</b>	<b>128</b>	<b>390</b>
Home games-Avg/Game	9-14	8-49
Neutral site-Avg/Game	-	1-150

### Team Results

Date	Opponent	Score	Att.
12/12/2020	Cedarville	W 97-49	1
12/15/2020	vs St. Bonaventure	L 74-81	150
12/19/2020	Malone	W 93-83	25
12/22/2020	Ohio	W 90-70	0
01/01/2021	Kent St.	W 66-62	25
01/09/2021	at Eastern Mich.	L 59-71	0
01/12/2021	at Northern Ill.	L 65-67	0
01/16/2021	Toledo	W 95-94	0
01/19/2021	at Bowling Green	W 69-57	300
01/21/2021	Central Mich.	W 81-67	0
01/23/2021	at Western Mich.	W 79-68	0
01/26/2021	Eastern Mich.	W 86-65	0
01/30/2021	Ball St.	W 74-42	25
02/02/2021	at Toledo	L 76-91	0
02/05/2021	at Kent St.	W 72-61	0
02/12/2021	at Miami (OH)	W 83-76	0
02/16/2021	Northern Ill.	W 81-76	52
02/19/2021	at Ball St.	W 88-79	90



## 2020-21 Akron Men's Basketball Combined Team Statistics In Conference games

Page 1/1  
as of Feb 22, 2021

### Game Records

Record	Overall	Home	Away	Neutral
ALL GAMES	12-3	7-0	5-3	0-0
CONFERENCE	12-3	7-0	5-3	0-0
NON-CONFERENCE	0-0	0-0	0-0	0-0

### Score by Periods

Team	1st	2nd	OT	TOT
Akron	531	621	12	1164
Opponents	503	532	11	1046

### Team Box Score

No.	Player	Overall			Total		3-Point		F-Throw		Rebounds				PF				PTS			
		GP-GS	MIN	AVG	FG-FGA	FG%	3FG-FGA	3FG%	FT-FTA	FT%	OFF	DEF	TOT	AVG	PF	DQ	A	TO	BLK	STL	PTS	AVG
1	JACKSON, Loren Cristian	15-15	525:31	35.0	95-234	.406	35-104	.337	76-89	.854	8	33	41	2.7	25	0	94	51	1	15	301	20.1
12	TRIMBLE JR., Bryan	15-15	446:21	29.8	75-163	.460	62-136	.456	14-15	.933	5	29	34	2.3	32	1	6	15	1	14	226	15.1
24	ALI, Ali	15-15	375:29	25.0	40-87	.460	20-48	.417	22-30	.733	12	44	56	3.7	22	0	25	20	5	5	122	8.1
25	FREEMAN, Enrique	15-15	323:56	21.6	45-61	.738	0-0	.000	17-26	.654	34	98	132	8.8	36	0	3	21	26	5	107	7.1
5	REECE, Camron	15-0	253:21	16.9	40-59	.678	0-0	.000	23-28	.821	20	53	73	4.9	41	2	8	25	8	4	103	6.9
3	DAILEY, Maishe	15-15	357:47	23.9	32-87	.368	16-51	.314	13-22	.591	7	43	50	3.3	24	0	25	13	1	6	93	6.2
20	WYNN, Michael	14-0	151:51	10.8	23-42	.548	8-21	.381	6-14	.429	10	19	29	2.1	24	0	14	9	4	5	60	4.3
2	TRIBBLE, Greg	14-0	235:47	16.8	19-47	.404	1-12	.083	15-24	.625	8	14	22	1.6	25	1	13	16	1	6	54	3.9
22	DAWSON, Mikal	15-0	176:50	11.8	18-44	.409	10-32	.313	4-6	.667	7	19	26	1.7	10	0	8	6	0	7	50	3.3
11	CLARKE, Garvin	15-0	85:56	5.7	10-33	.303	3-12	.250	7-10	.700	2	8	10	0.7	10	0	8	1	0	3	30	2.0
0	EDWARDS, Tre	3-0	06:41	2.2	2-3	.667	1-2	.500	1-1	1.000	1	1	2	0.7	0	0	0	0	0	0	6	2.0
33	CURRIE, Taylor	5-0	12:02	2.4	3-5	.600	0-1	.000	0-0	.000	1	1	2	0.4	3	0	0	0	0	0	6	1.2
21	BANDAOGO, Aziz	6-0	11:20	1.9	1-3	.333	0-0	.000	3-6	.500	2	3	5	0.8	3	0	0	0	2	0	5	0.8
4	MARSHALL, Jermaine	9-0	59:26	6.6	0-9	.000	0-6	.000	1-2	.500	3	15	18	2.0	13	0	5	2	1	2	1	0.1
14	WALTER, Scott	2-0	02:41	1.3	0-0	.000	0-0	.000	0-0	.000	0	0	0	0.0	0	0	0	0	0	0	0	0.0
Team											30	32	62				7					
<b>Total</b>		<b>15</b>	<b>3025</b>		<b>403-877</b>	<b>.460</b>	<b>156-425</b>	<b>.367</b>	<b>202-273</b>	<b>.740</b>	<b>150</b>	<b>412</b>	<b>562</b>	<b>37.5</b>	<b>268</b>	<b>4</b>	<b>209</b>	<b>186</b>	<b>50</b>	<b>72</b>	<b>1164</b>	<b>77.6</b>
<b>Opponents</b>		<b>15</b>	<b>3025</b>		<b>387-909</b>	<b>.426</b>	<b>106-330</b>	<b>.321</b>	<b>166-226</b>	<b>.735</b>	<b>150</b>	<b>365</b>	<b>515</b>	<b>34.3</b>	<b>273</b>	<b>7</b>	<b>176</b>	<b>184</b>	<b>35</b>	<b>79</b>	<b>1046</b>	<b>69.7</b>

### Team Statistics

	UA	OPP
<b>Scoring</b>	<b>1164</b>	<b>1046</b>
Points per game	77.6	69.7
Scoring margin	+7.9	-
<b>Field goals-att</b>	<b>403-877</b>	<b>387-909</b>
Field goal pct	.460	.426
<b>3 point fg-att</b>	<b>156-425</b>	<b>106-330</b>
3-point FG pct	.367	.321
3-pt FG made per game	10.4	7.1
<b>Free throws-att</b>	<b>202-273</b>	<b>166-226</b>
Free throw pct	.740	.735
F-Throws made per game	13.5	11.1
<b>Rebounds</b>	<b>562</b>	<b>515</b>
Rebounds per game	37.5	34.3
Rebounding margin	+3.1	-
<b>Assists</b>	<b>209</b>	<b>176</b>
Assists per game	13.9	11.7
<b>Turnovers</b>	<b>186</b>	<b>184</b>
Turnovers per game	12.4	12.3
Turnover margin	-0.1	-
Assist/turnover ratio	1.1	1.0
<b>Steals</b>	<b>72</b>	<b>79</b>
Steals per game	4.8	5.3
<b>Blocks</b>	<b>50</b>	<b>35</b>
Blocks per game	3.3	2.3
<b>Winning streak</b>	<b>4</b>	<b>-</b>
Home win streak	7	-
<b>Attendance</b>	<b>102</b>	<b>390</b>
Home games-Avg/Game	7-15	8-49
Neutral site-Avg/Game	-	0-0

### Team Results

Date	Opponent		Score	Att.
12/22/2020	Ohio	W	90-70	0
01/01/2021	Kent St.	W	66-62	25
01/09/2021	at Eastern Mich.	L	59-71	0
01/12/2021	at Northern Ill.	L	65-67	0
01/16/2021	Toledo	Wot	95-94	0
01/19/2021	at Bowling Green	W	69-57	300
01/21/2021	Central Mich.	W	81-67	0
01/23/2021	at Western Mich.	W	79-68	0
01/26/2021	Eastern Mich.	W	86-65	0
01/30/2021	Ball St.	W	74-42	25
02/02/2021	at Toledo	L	76-91	0
02/05/2021	at Kent St.	W	72-61	0
02/12/2021	at Miami (OH)	W	83-76	0
02/16/2021	Northern Ill.	W	81-76	52
02/19/2021	at Ball St.	W	88-79	90



## NCAA Statistics

### Akron - 2020-21 Men's Basketball Ranking Summary thru games 02/21/2021

Statistic	National Rank	Conference Rank	Value	National Leader	Value	Conference Leader	Value
3-pt Field Goal Attempts (340 ranked)	55	3	519	FIU	752	Toledo	681
Assist Turnover Ratio (340 ranked)	90	5	1.15	Iowa	2.01	Ohio	1.47
Assists Per Game (340 ranked)	106	5	14.2	McNeese	19.9	Ohio	17.6
Blocked Shots Per Game (339 ranked)	170	4	3.1	Florida	6.4	Buffalo	3.7
Defensive Rebounds per Game (340 ranked)	43	2	27.78	Wright St.	30.45	Buffalo	28.88
Fewest Fouls (339 ranked)	144	8	318	Howard	89	Eastern Mich.	206
Fewest Turnovers (340 ranked)	99	7	221	Howard	72	Eastern Mich.	169
Field-Goal Percentage (340 ranked)	68	2	46.1	Gonzaga	55.4	Ohio	48.7
Field-Goal Percentage Defense (340 ranked)	152	5	42.8	Houston	36.4	Kent St.	40.9
Free Throw Attempts (340 ranked)	195	4	332	Arizona	561	Central Mich.	423
Free Throws Made (340 ranked)	160	5	252	Arizona	406	Toledo	327
Free-Throw Percentage (340 ranked)	39	5	75.9	Colorado	82.7	Kent St.	78.3
Offensive Rebounds Per Game (340 ranked)	121	7	10.61	North Carolina	15.10	Buffalo	14.75
Personal Fouls Per Game (340 ranked)	190	9	17.7	Notre Dame	11.8	Toledo	15.4
Rebound Margin (340 ranked)	63	3	4.2	North Carolina	11.0	Buffalo	7.1
Scoring Defense (340 ranked)	174	2	69.9	Loyola Chicago	55.7	Kent St.	69.9
Scoring Margin (340 ranked)	49	1	9.4	Gonzaga	24.3	Akron	9.4
Scoring Offense (340 ranked)	33	4	79.3	Gonzaga	93.4	Buffalo	81.4
Steals Per Game (340 ranked)	288	10	5.2	Eastern Ky.	10.6	Eastern Mich.	9.4
Three Pt FG Defense (340 ranked)	41	5	30.5	UTRGV	26.1	Buffalo	28.4
Three-Point Field Goals Per Game (340 ranked)	13	2	10.1	Oral Roberts	11.6	Toledo	10.8
Three-Point Field-Goal Percentage (340 ranked)	110	3	35.1	Baylor	43.9	Toledo	38.2
Total 3-point FGM (340 ranked)	44	2	182	Toledo	260	Toledo	260
Total Assists (340 ranked)	172	5	255	Belmont	461	Toledo	396
Total Blocks (340 ranked)	178	4	56	Auburn	144	Kent St.	68
Total Rebounds (340 ranked)	155	5	691	Oakland	946	Toledo	899
Total Rebounds Per Game (340 ranked)	52	3	38.39	Buffalo	43.62	Buffalo	43.62
Total Steals (340 ranked)	265	9	93	Eastern Ky.	254	Central Mich.	156
Turnover Margin (337 ranked)	170	8	0.2	Ablene Christian	8.1	Bowling Green	4.0
Turnovers Forced (340 ranked)	246	9	12.44	Ablene Christian	21.67	Eastern Mich.	16.46
Turnovers Per Game (340 ranked)	92	5	12.3	Villanova Wisconsin	9.0	Bowling Green	10.3
Won-Lost Percentage (338 ranked)	25	1	77.8	Gonzaga Baylor	100.0	Akron	77.8

Statistic	Player	National Rank	Conference Rank	Value	National Leader	Value	Conference Leader	Value
3-pt Field Goal Attempts (345 ranked)	Bryan Trimble Jr. Loren Cristian Jackson	23 97	3 5	155 126	Rashad Williams, Oakland	241	Marreon Jackson, Toledo	195
Assist Turnover Ratio (349 ranked)	Loren Cristian Jackson	83	6	2.14	Darius Brown II, CSUN	4.55	Isaiah Coleman-Lands, Miami (OH)	2.89
Assists Per Game (345 ranked)	Loren Cristian Jackson	9	2	6.7	Jalen Moore, Oakland	8.4	Jason Preston, Ohio	7.4
Blocked Shots Per Game (349 ranked)	Enrique Freeman	62	1	1.67	KC Ndefo, Saint Peter's	3.79	Enrique Freeman, Akron	1.67
Defensive Rebounds per Game (350 ranked)	Enrique Freeman	34	1	6.61	Fardaws Aimaq, Utah Valley	10.88	Enrique Freeman, Akron	6.61
Double Doubles (260 ranked)	Enrique Freeman Loren Cristian Jackson	165 165	8 8	3 3	Terry Taylor, Austin Peay	19	Danny Pippen, Kent St.	8
Field-Goal Percentage (341 ranked)	Loren Cristian Jackson	281	9	42.0	Asbjorn Midtgaard, Grand Canyon	73.9	Dwight Wilson, Ohio	69.3
Free Throw Attempts (337 ranked)	Loren Cristian Jackson	45	3	112	Jalen Moore, Oakland	197	Justin Turner, Bowling Green	128
Free Throws Made (341 ranked)	Loren Cristian Jackson	17	2	98	Jalen Moore, Oakland	154	Justin Turner, Bowling Green	114
Free-Throw Percentage (349 ranked)	Loren Cristian Jackson	37	3	87.5	CJ Walker, Ohio St.	95.6	Marreon Jackson, Toledo	91.8
Minutes Per Game (350 ranked)	Loren Cristian Jackson	79	2	34:46	Jamir Harris, American	40:20	Justin Turner, Bowling Green	35:10
Offensive Rebounds Per Game (346 ranked)	Enrique Freeman	126	7	2.44	Terry Taylor, Austin Peay	5.29	Josh Mballa, Buffalo	4.08
Points Per Game (350 ranked)	Loren Cristian Jackson	14	1	20.9	Luka Garza, Iowa	24.7	Loren Cristian Jackson, Akron	20.9
Rebounds Per Game (350 ranked)	Enrique Freeman	41	2	9.1	Fardaws Aimaq, Utah Valley	15.5	Josh Mballa, Buffalo	10.1
Steals Per Game (343 ranked)					Jacob Gilyard, Richmond	3.53	Yeikson Montero, Eastern Mich.	2.31
Three-Point Field Goals Per Game (349 ranked)	Bryan Trimble Jr. Loren Cristian Jackson	4 127	1 8	3.61 2.33	Kaiden Rice, The Citadel	4.19	Bryan Trimble Jr., Akron	3.61
Three-Point Field-Goal Percentage (96 ranked)	Bryan Trimble Jr.	30	3	41.9	Chris Shelton, Hampton	48.4	Spencer Littleton, Toledo	47.7
Total 3-point FGM (345 ranked)	Bryan Trimble Jr. Loren Cristian Jackson	14 159	3 8	65 42	Kaiden Rice, The Citadel	88	Spencer Littleton, Toledo	84
Total Assists (345 ranked)	Loren Cristian Jackson	14	2	120	Jalen Moore, Oakland	227	Marreon Jackson, Toledo	144
Total Blocks (332 ranked)	Enrique Freeman	68	1	30	KC Ndefo, Saint Peter's	72	Enrique Freeman, Akron	30
Total Field Goal Attempts (348 ranked)	Loren Cristian Jackson	58	4	281	Terry Taylor, Austin Peay	394	Marreon Jackson, Toledo	346
Total Field Goals Made (339 ranked)	Loren Cristian Jackson	100	4	118	Luka Garza, Iowa	210	Justin Turner, Bowling Green	144
Total Minutes (350 ranked)	Loren Cristian Jackson	325	8	625:55	Jalen Moore, Oakland	1009:50	Spencer Littleton, Toledo	827:06
Total Points (345 ranked)	Loren Cristian Jackson	45	3	376	Luka Garza, Iowa	567	Justin Turner, Bowling Green	430
Total Rebounds (345 ranked)	Enrique Freeman	61	1	163	Terry Taylor, Austin Peay	272	Enrique Freeman, Akron	163
Total Steals (317 ranked)					DeVante' Jones, Coastal Carolina	61	Marreon Jackson, Toledo	45
Triple Doubles (3 ranked)					Ayo Dosunmu, Illinois Chandler Vaudrin, Winthrop	2 2	Marreon Jackson, Toledo Jason Preston, Ohio	1 1