



# 2020 AKRON FOOTBALL MEDIA GUIDE

The  
University  
of Akron

150  
SESQUICENTENNIAL  
2020





adidas

ADIDAS.COM



# TABLE OF CONTENTS

## THIS IS AKRON FOOTBALL

Quick Facts .....	4
2020 Schedule .....	4
Athletics Communications .....	5
Directions to Campus .....	5
Campus Map .....	6
Media Policies and Services .....	7
Local Media .....	8
Akron Sports Network.....	8
Team Community Service.....	9
Preseason Notes.....	10-11
2020 Rosters .....	12-13
Roster Breakdown .....	14
Preseason Depth Chart.....	15
Zips by State and Hometown .....	16
Crystal Clinic Wagon Wheel Challenge...17	
Traditions.....	18-21
The Rubber Bowl .....	22-23
InfoCision Stadium-Summa Field .....	24
Attendance Records.....	25
Varsity "A" Hall of Fame .....	25-27
Where Does "Zips" Come From? .....	28

## MEET THE ZIPS

Returning Student-Athletes .....	29-60
Newcomers .....	61-70

## COACHING STAFF

Head Coach Tom Arth .....	71-77
Coaching Staff .....	78-89
Support Staff .....	90-92

## 2019 SEASON REVIEW

2019 Season Review .....	94-95
2019 Honors .....	96
2019 Team Statistics.....	97
Individual Statistics .....	98-99
Defensive Statistics .....	100
MAC Games Only Statistics .....	101
Results.....	102
Starting Lineups .....	102
Player Participation .....	103
Team Game-by-Game Comparison .....	104-105
Red Zone Statistics .....	106
Game Superlatives .....	107
Last Time It Happened.....	108
Game Recaps.....	109-114

## HONORS & AWARDS

All-Americans .....	116
Conference Honors .....	117-120
Team Awards .....	121-126
All-Time Letterwinners.....	127-132
Zips in the Pros.....	133-140

## RECORDS

Game Records   Offense .....	142
Game Records   Defense .....	143
Team Records .....	144-145
Rushing Records .....	146-148
Passing Records.....	149-153
Receiving Records .....	154-156
Total Offense.....	157-158
Punt Return and Kick Return .....	159
All-Purpose Yards.....	160
Kicking Records.....	161
Punting Records.....	162
Scoring Records.....	163

Defense .....	164-167
Year-by-Year Offensive Stats.....	168
Year-by-Year Defensive Stats.....	169
Year-by-Year Results.....	170-176
Miscellaneous Results Records .....	177
All-Time Head Coach Records.....	178

## POSTSEASON HISTORY

Postseason Recaps .....	180-195
Bowl Records.....	196-200

## 2020 OPPONENTS

2020 Opponent Information .....	202-203
All-Time Series Records .....	204-206
Mid-American Conference .....	207
Mid-American Conference Schedule....	208

## CREDITS

The 2020 University of Akron Football Media Guide is a product of The University of Akron Athletics Communications office. The publication was designed, written, and edited by Cathy Bongiovi, with editorial assistance from Brian Dennison, Sean Palchick and Kelci Yeager. Cover design template by 4th Floor Creative. Covers by Kirstin Weaver. Interior design template by Cathy Bongiovi. Photography by Jeff Harwell, David Dermer, John Ashley, Cathy Bongiovi, Ernie Aranyosi, Phil Burling, Brian Drumm, Ron Elkman, David Maxwell, NFL, Sean Palchick, Paul Spinelli (Chargers), and the UA football staff.

# QUICK FACTS

Location: ..... Akron, Ohio 44325  
 Population: ..... 200,000 (5th largest in Ohio)  
 Founded: ..... 1870 as Buchtel College  
 Enrollment: ..... 19,218  
 Nickname: ..... Zips  
 Colors: ..... Blue (282) & Gold (871)  
 Conference: ..... Mid-American (East Division)  
 President: ..... Dr. Gary L. Miller  
 Director of Athletics: ..... Larry Williams  
 Faculty Athletics Representative: . Dr. Matthew Juravich  
 Athletics Dept. Phone: ..... (330) 972-7080  
 Ticket Office: ..... 1-888-99-AKRON (-25766)

## ATHLETICS COMMUNICATIONS

**Sean Palchick** (Co-Football Contact)  
 Associate Director for Communications  
 Office Phone: ..... (330) 972-2677  
 Email: ..... spalchick@uakron.edu

**Brian Dennison** (Co-Football Contact)  
 Assistant Director for Communications  
 Office Phone: ..... (330) 972-6292  
 Email: ..... bld2@uakron.edu

Office Fax ..... (330) 374-8844  
 Website ..... GoZips.com  
 Twitter ..@AkronZips | @ZipsFB | #GoZips | #ZipsGameday  
 Facebook ..... Facebook.com/AkronZips  
 ..... Facebook.com/ZipsFB  
 YouTube ..... YouTube.com/ZipsAthletics

<b>Mailing Address</b>	<b>Shipping Address</b>
The University of Akron Rhodes Arena, Suite 83 Akron, OH 44325-5201	University of Akron Athletics 373 Carroll Street Rhodes Arena, Suite 83 Akron, OH 44325-5201

## HISTORY

First Year of Football: ..... 1891  
 All-Time Record: .... 522-559-36 [entering 120th season]  
 First Year of Div. I Football: ..... 1987\*  
 Record in NCAA Div. I-A (FBS) ... 143-238-2 (33 yrs.)  
 All-Time MAC Record: ..... 87-138 (28 yrs.)  
 MAC Titles: ..... 1 (2005)  
 MAC East Division Titles: ..... 3 (2000, 2005, 2017)  
 NCAA D-I Bowl Games: 3 (2005 Motor City, 2015 Potato,  
2017 Boca Raton)  
 Postseason Appearances ..... 6 (4-6 record)  
 2017 (0-2) ..L, 28-45 vs. Toledo in MAC Championship  
 .....L, 3-50 vs. Fla. Atlantic in Boca Raton Bowl  
 2015 (1-0) .....  
 ..W, 23-218 vs. Utah State in Famous Idaho Potato Bowl  
 2005 (1-1) .....  
 ....W, 31-30 vs. Northern Illinois in MAC Championship  
 .....L, 31-38 vs. Memphis in Motor City Bowl  
 1985 (0-1) .....  
 .....L, 27-35 at Rhode Island in 1st round of I-AA Playoffs  
 1976 (2-1) .....W, 27-6 vs. UNLV in NCAA II Playoff  
 ..W, 29-26 vs. Northern Michigan in Knute Rockne Bowl  
 .....L, 13-24 vs. Montana State in Pioneer Bowl  
 1968 (0-1) .....  
 .....L, 13-33 vs. Louisiana Tech in Grantland Rice Bowl

\* - Akron was the first school to move from I-AA to I-A.

Stadium: ..... InfoCision Stadium - Summa Field  
 Capacity: ..... 30,000 [official sellout is 27,881]  
 Playing Surface: ..... ProGrass  
 Record at InfoCision Stadium: ..... 25-40 (11 yrs.)  
 Press Box Phone ..... (330) 972-2913

## TEAM INFORMATION

2019 Record: ..... 0-12 overall  
 2019 MAC Record: ..... 0-8 (6th East Division)  
 Offensive Alignment: ..... Pro Style  
 Defensive Alignment: ..... Multiple  
 Letterwinners Returning- 53  
 (24 offense, 24 defense + 5 specialists)  
 Letterwinners Lost- 25  
 (12 offense, 13 defense + 0 specialists)

Starters Returning- 13  
 (7 offense, 6 defense + 5 specialists)  
 Starters Lost- 9  
 (4 offense, 5 defense + 0 specialist)

## COACHING STAFF

Head Coach: ..... **Tom Arth** (John Carroll '03)  
 Second season at Akron  
 Career Record: ..... 49-33 (7 yrs.)  
 Akron Record: ..... 0-12 (1 yr.)  
 MAC Record: ..... 0-8 (1 yr.)

**Matt Feeny** (John Carroll '14)  
 Def. Coordinator | Safeties: ..... Second season at Akron

**Bryan Gasser** (Ohio Northern '06)  
 Co-Off. Coordinator | Wide Receivers: Second season at Akron

**Tommy Zagorski** (Case Western Reserve '07)  
 Co-Off. Coordinator | Off. Line: ..... Second season at Akron

**Brian Cochran** (John Carroll '90)  
 Defensive Line: ..... Second season at Akron

**Chris Cook** (UT Chattanooga '09)  
 Tight Ends | Off. Tackles: ..... Second season at Akron

**Jayden Everett** (Indiana State '09)  
 Running Backs: ..... Second season at Akron

**Deonte Gibson** (Northwestern '15)  
 Outside Linebackers | Def. Ends: ... First season at Akron

**Chris Hurd** (North Texas '04)  
 Special Teams Coord. | Fullbacks | H-Backs: ..... Second season at Akron

**Jamael Lett** (Samford '11)  
 Secondary: ..... First season at Akron

**Oscar Rodriguez, Jr.** (Fort Hays State '05)  
 Secondary | Inside Linebackers: ..... Second season at Akron

## 2020 AKRON FOOTBALL SCHEDULE

Date	Opponent	Stadium [City]	Time	TV	Radio
<b>Wed., Nov. 4</b>	<b>WESTERN MICHIGAN *</b>	<b>InfoCision Stadium-Summa Field</b>	<b>TBA</b>	<b>TBA</b>	<b>640 AM</b>
Tues., Nov. 10	at Ohio *	Peden Stadium {Athens, Ohio}	TBA	TBA	640 AM
Tues., Nov. 17	at Kent State *	Dix Stadium [Kent, Ohio]	TBA	TBA	640 AM
<b>Sat., Nov. 28</b>	<b>MIAMI UNIVERSITY *</b>	<b>InfoCision Stadium-Summa Field</b>	<b>TBA</b>	<b>TBA</b>	<b>640 AM</b>
<b>Sat., Dec. 5</b>	<b>BOWLING GREEN *</b>	<b>InfoCision Stadium-Summa Field</b>	<b>TBA</b>	<b>TBA</b>	<b>640 AM</b>
Sat., Dec. 12	at Buffalo *	UB Stadium [Buffalo, N.Y.]	TBA	TBA	640 AM
Sat., Dec. 19	MAC Championship	Ford Field [Detroit, Mich.]	TBA	TBA	640 AM

Home games in CAPS \*Mid-American Conference game

# ATHLETICS COMMUNICATIONS



## SEAN PALCHICK

**Associate Director for Communications**

**Email:** [spalchick@uakron.edu](mailto:spalchick@uakron.edu)

**Office:** (330) 972-2677 | **Cell:** (440) 567-3992  
*Contact for Football | Basketball (W) | Soccer (M/W) | Cross  
Country/Track & Field (M/W) | Lacrosse | Rifle | Softball*



## BRIAN DENNISON

**Assistant Director for Communications**

**Email:** [bld2@uakron.edu](mailto:bld2@uakron.edu)

**Office:** (330) 972-6292 | **Cell:** (330) 962-0366  
*Contact for Football | Baseball | Basketball (M) | Golf (W) |  
Swimming and Diving (W) | Volleyball*



## DIRECTIONS TO CAMPUS

Below are directions to the UA campus and InfoCision Stadium-Summa Field (building #99 on the campus map on page 4).

### From Rt. 8 North:

Exit Buchtel Avenue. Go straight through traffic light. Turn right on Carroll Street at the next traffic light. InfoCision Stadium-Summa Field is to your left. Gameday media parking is in Lot 1 at this intersection (Carroll Street/Spicer Street).

### From I-77 North, Rt. 8 North, I-76 West:

Take 77 North/76 West to Route 8 North. Take the first exit (Carroll Street/Buchtel Ave.). Turn left at the stop light. The second traffic light is the Carroll Street/Spicer Street intersection. InfoCision Stadium-Summa Field is to your left. Gameday media parking is in Lot 1 at this intersection.

### From Route 8 South:

Follow 76 East/77 South to the Route 8 North/Cuyahoga Falls exit. Take the first exit (Carroll Street/Buchtel Ave.). Turn left at the stop light. The second traffic light is the Carroll Street/Spicer Street intersection. InfoCision Stadium-Summa Field is to your left. Gameday media parking is in Lot 1 at this intersection.

### From I-76 East/I-77 South:

Follow 76 East/77 South to the Route 8 North/Cuyahoga Falls exit. Take the first exit (Carroll Street/Buchtel). Turn left at the stop light. The second traffic light is the Carroll Street/Spicer Street intersection. InfoCision Stadium-Summa Field is to your left. Gameday media parking is in Lot 1 at this intersection.

### From the west on Market Street:

Take Market to Union Street and follow Union Street to Buchtel Avenue. At Buchtel turn left and go to the first traffic light. Turn right at the light onto Spicer Street. InfoCision Stadium-Summa Field is straight ahead. Gameday media parking is in Lot 1 at the corner of Carroll and Spicer Streets.

### From the west on Exchange Street:

Take Exchange to Spicer Street and turn left. InfoCision Stadium-Summa Field is to your left. Gameday media parking is in Lot 1 at the Carroll and Spicer Streets.

## CONTACT INFO

### Athletics Communications

Rhodes Arena, Suite 83, Akron, OH 44325

Athletics Communications Fax:

**(330) 374-8844**

InfoCision Stadium Press Box Phone:

**(330) 374-2913**

Athletics Ticket Office: **1-888-99-AKRON**

Athletics Dept. Phone: **(330) 972-7080**

Athletics Department Fax: **(330) 972-5473**

Athletics Web Site: **GoZips.com**

Mid-American Conference: **(216) 566-4622**

MAC Office Fax: **(216) 858-9622**

MAC Web Site: **www.MAC-Sports.com**

# CAMPUS MAP

ZIPS RISE TOGETHER



AKRON  
UNIVERSITY

**Academic, Administrative and Multipurpose Buildings**

- G1 2 Administrative Services Building **ASB**
- G2 4 Akron Polymer Training Center **APTC**
- I8 88 Louis and Freda Site Athletics Field House **AFLD**
- G11 87 Athletics Service Building **BF**
- E6 47 Auburn Science and Engineering Center **ASEC**
- F6 48 Ayer Hall **AYER**
- J2 5 Ballet Center **BC**
- F2 3 Bel-Aire Building **BEL**
- H5 35 Bierce Library **LIB**
- G6 59 Buchtel Hall **BH**
- D5 26 Buckingham Building **BCCE**
- G7 58 Carroll Hall **CH**
- K7 90 464 Carroll Street Building **CSBL**
- C7 61 Carroll Street Substation **ESUB**
- I4 17 Center for Child Development **CCD**
- G5 15 College of Arts & Sciences Building **CAS**
- C5 25 College of Business Administration Building **CBA**
- D6 43 Computer Center **COMP**
- F6 49 Crouse Hall **CRH**
- E4 21 E.J. Thomas Performing Arts Hall **PAH**
- C6 42 Express Building **EB**

- J2 93 Fir Hill Plaza **FHP**
- B8 84 Folk Hall **FOLK**
- E3 11 Forge Street Substation **FSUB**
- C7 96 Gas Turbine Testing Facility **GTF**
- E7 45 Mary Gladwin Hall **MGH**
- E6 40 Goodyear Polymer Center **GDYR**
- F2 8 Grounds Maintenance **GMB**
- E5 28 Guzzetta Hall **GH**
- G5 91 Honors Complex **HC**
- I3 6 Hower House **HOW**
- E6 44 Knight Chemical Laboratory **KNCL**
- H6 52 Kolbe Hall **KO**
- G6 51 Leigh Hall **LH**
- F2 7 100 Lincoln Street Building **LINC**
- J4 18 Martin University Center **PMUC**
- D5 27 McDowell Law Center **LAW**
- H7 57 Memorial Hall **MH**
- J7 65 Ocasek Natatorium **ONAT**
- I5 34 Olin Hall **OLIN**
- E3 10 Olson Research Center **OLRC**
- E4 13 Physical Facilities Operations Center **PFDC**

- E3 12 Polymer Engineering Academic Center **PEAC**
- A4 22 Polsky Building **POL**
- I6 56 James A. Rhodes Health and Physical Education Building **JAR**
- G2 94 Roadway Building **RDWY**
- F5 29 Robertson Dining Hall **RD**
- E7 62 Schrank Hall North **SHN**
- E8 63 Schrank Hall South **SHS**
- C5 24 277 South Broadway Street Building **BROD**
- H1 1 32 South College Street Building **SUP**
- G4 92 Simmons Hall **SI**
- I5 31 Stitzlein Alumni Center **AAC**
- I7 89 Student Recreation and Wellness Center **SRWC**
- G7 60 Student Union **STUN**
- E3 9 Thermal Storage Tank **TANK**
- G3 14 Trecoso Building **TRE**
- D2 98 Quaker Square Inn **QSI**
- D5 41 West Hall **WEST**
- E6 46 Whitty Hall **WHIT**
- G6 50 Zook Hall **ZOOK**

**Residence Halls**

- F5 37 Bulger Residence Hall **BRH**
- C8 97 Exchange Street Residence Hall **EXC**
- C9 83 Gallucci Residence Hall **GALL**
- E10 86 Garson Residence Hall **GARS**
- D10 85 Grant Residence Center High-rise **GRC**
- G5 91 Honors Complex **HC**
- G5 30 Orr Residence Hall **ORH**
- G6 36 Ritchie Residence Hall **RRH**
- F5 39 Sisler-McFawn Residence Hall **SMRH**
- F5 38 Spanton Residence Hall **SRH**
- D9 82 Townhouses **TOWN**
- D2 98 Quaker Square Inn **QSI**

**Fraternities and Sororities**

- K9 74 Alpha Delta Pi Sorority ( $\Delta\Delta\Pi$ )
- K7 66 Alpha Gamma Delta Sorority ( $\Delta\Gamma\Delta$ )
- K8 95 Alpha Phi Alpha Fraternity ( $\Delta\Phi\Delta$ )
- J6 54 Delta Gamma Sorority ( $\Delta\Gamma$ )
- K7 67 Kappa Kappa Gamma Sorority ( $\text{KK}\Gamma$ )
- J4 16 Lambda Chi Alpha Fraternity ( $\Lambda\text{X}\Lambda$ )
- J6 55 Phi Delta Theta Fraternity ( $\Phi\Delta\Theta$ )
- K8 70 Phi Gamma Delta Fraternity ( $\text{F}\Gamma\Delta$ )
- I6 53 Phi Kappa Tau Fraternity ( $\Phi\text{K}\tau$ )
- K7 69 Phi Sigma Kappa Fraternity ( $\Phi\text{S}\text{K}$ )
- K9 75 Lone Star Fraternity ( $\text{L}\text{T}\text{I}\text{K}\text{E}$ )
- K8 72 Sigma Alpha Epsilon Fraternity ( $\Sigma\text{A}\text{E}$ )
- K7 68 Sigma Nu Fraternity ( $\Sigma\text{N}$ )
- J4 19 Tau Kappa Epsilon Fraternity ( $\text{T}\text{K}\text{E}$ )
- K8 73 Theta Chi Fraternity ( $\Theta\text{X}$ )

For information on services for people with disabilities, call 330-972-2500, Monday – Friday, 8 a.m. – 5 p.m.

# MEDIA POLICIES & SERVICES

## MEDIA CREDENTIALS

Members of the media wishing to cover Akron football should direct their credential requests to *Brian Dennison* ([bld2@uakron.edu](mailto:bld2@uakron.edu)) and *Sean Palchick* ([spalchick@uakron.edu](mailto:spalchick@uakron.edu)). All such requests must be made in writing on company letterhead or via e-mail. Please include photography and parking needs. All passes will be left at the media entrance in the Main Lobby of InfoCision Stadium-Summa Field (located along Union Street on stadium's west side).

Admittance to the Press Box (level 7) at InfoCision Stadium-Summa Field is limited to working media only.

## PHOTOGRAPHERS

Accredited photographers may work from the designated area. No one other than team personnel may enter the coaching box or team area (violators will have their credentials revoked). Only those on assignment and with proper media credentials will be allowed to shoot game action.

## MEDIA SEATING

Media will be assigned seats in the press seating area located in the center of the Press Box (level 7) at InfoCision Stadium-Summa Field. Media seating assignments will be posted throughout level 7.

## MEDIA PARKING

Media parking is available in the parking garage (Lot 1) at the northeast corner of the Spicer/Carroll intersection.

## VISITING RADIO

Phone lines for visiting originating radio broadcasts (two ISDN, two POTS) will be provided on a reciprocal basis. Contact Brian Dennison and/or Sean Palchick to obtain those numbers in advance of game day.

## NON-ORIGINATING RADIO

Individuals representing radio stations which are not originating the broadcast of the game will be considered on a space-available basis.

## INTERNET

Complimentary wireless and high-speed internet connections are available in the working press area.

## NFL SCOUTS

NFL scouts will be provided media credentials and will be seated in the press seating area located in the center of the press box at InfoCision Stadium-Summa Field.

Credentials for NFL scouts should be requested by the parent club on official team letterhead or via e-mail.

## GOING GREEN ON GAME DAY

Pregame packets, including notes and statistics, will be available **online only**. No written materials will be provided in the press box at InfoCision Stadium-Summa Field prior to each Akron home game.

Statistics will be provided at the end of each quarter, at halftime, and at the conclusion of each home contest.

Live stats are available online at [GoZips.com](http://GoZips.com) to allow up-to-the-second information.

Akron no longer provides a media meal. Drinks will be available in the press box (level 7) at InfoCision Stadium-Summa Field near the press seating area.

## WEEKLY MEDIA AVAILABILITY

**Monday:** MAC teleconference. **Tuesday:** Weekly media conference (Noon, Zoom).

The team will practice in the morning, with requested coaches and players available immediately following online only. PRACTICES ARE CLOSED.

**Policies:** Post-game locker room is closed; Team's off day is Sunday.

## POSTGAME INTERVIEWS

After a 10-minute cooling-off period, postgame interviews with head coach Tom Arth and UA players will be conducted on Zoom. The Akron locker room is closed to the media.

## ACCESS TO ZIPS INFORMATION

**GoZips.com** - The official web site of The University of Akron Department of Athletics includes rosters, schedules, statistics, student-athletes profiles, press releases, game notes, and more. The site is updated daily and also includes links to listen to and watch UA Athletics events live over the Internet.



**Kato Nelson**

**E-Mail List** - Press releases, notes and statistics are e-mailed to a large contingent of media. To be added to the list, please contact *Brian Dennison* ([bld2@uakron.edu](mailto:bld2@uakron.edu)) or *Sean Palchick* ([spalchick@uakron.edu](mailto:spalchick@uakron.edu)).

**MAC-Sports.com** - The league's official web site contains information on all 12 schools, including updated conference stats, schedules, and standings.

## ZIPS LIVE COACHES SHOW

Every week throughout the season from 7-8 p.m. ET on Tuesdays at the Spaghetti Warehouse. Akron head coach Tom Arth can be heard on the weekly radio program *Zips Live*, presented by Lee Hyder and Associates. The show airs locally on 1350 AM (WARF). Visit [GoZips.com/broadcasts/index](http://GoZips.com/broadcasts/index) to listen online.

## ZIPS FOOTBALL WEEKLY

Weekly throughout the season, head coach Tom Arth will review the previous week's game and preview the Zips' upcoming opponent on the 30-minute television show, *Zips Football Weekly*. The show will be carried by SportsTime Ohio. Visit [GoZips.com/broadcasts/index](http://GoZips.com/broadcasts/index) for a complete schedule of airtimes.

# MEDIA OUTLETS

ZIPS RISE TOGETHER



## AKRON SPORTS NETWORK

### 2020 COLLEGE AFFILIATES

- SportsRadio 640 AM (WHLO), Akron
- 1420 WHK, Cleveland
- 1440 WHKZ, Warren/Youngstown
- SportsRadio 640 AM (WHLO) on iHeart Radio and Tuneln.com/AkronZips

### 2020 ZIPS LIVE COACHES SHOW AFFILIATES

- SportsRadio 640 AM (WHLO), Akron
- SportsRadio 640 AM (WHLO) on iHeart Radio and Tuneln.com/AkronZips

### ABOUT THE AKRON SPORTS NETWORK

The Akron Sports Network broadcasts University of Akron football games, and men's and women's basketball games throughout northeast Ohio and worldwide via the Internet (iHeartRadio.com).

640 AM (WHLO) in Akron will serve as the flagship station for the Akron Sports Network, providing the sounds of the Zips in action to alumni and fans in Summit County and the surrounding area. Zips football can also be heard on 1420 WHK in Cleveland and 1440 WHKZ in Warren/Youngstown.

Each football broadcast begins 60 minutes prior to kickoff. All football games will be carried on GoZips.com, in addition to being broadcast live on 640 AM (WHLO).

*Zips Live*, the one-hour, weekly radio show featuring University of Akron coaches and student-athletes will once again be carried by Akron Sports Network flagship WHLO beginning at 6 p.m. ET. Visit [GoZips.com/broadcasts/index](http://GoZips.com/broadcasts/index) for a complete schedule of airtimes.

### ON-AIR TALENT

**David Skoczen** begins his second season with Akron football as his first season as the radio play-by-play "Voice of the Zips" for football and men's basketball. Long-time UA personality **Joe Dunn** provides color commentary and analysis.

Skoczen brings more than 21 years of on-air broadcast experience to the Zips, including play-by-play and analysis for baseball, football, and basketball.

Dunn, a former staff member of the Akron Athletics Department, is host of the weekly *Big Time Sports Show* on WIVM-TV in Canton and serves as a play-by-play broadcaster on the high school football and basketball game of the week telecasts on WIVM.

### CONTACT INFO

Play-By-Play:

David Skoczen [[dauidskoczen@iheartmedia.com](mailto:dauidskoczen@iheartmedia.com)]

Analyst:

Joe Dunn ..... [[sumstarjdd@yahoo.com](mailto:sumstarjdd@yahoo.com)]

[www.640whlo.com](http://www.640whlo.com)

330-836-4700 ..... Fax: 330-836-5321

7755 Freedom Ave. | North Canton, Ohio 44720

Program Director: Keith Kennedy

## LOCAL MEDIA OUTLETS

### WIRE SERVICE

**Columbus AP Bureau** ..... Web site: [www.ap.org](http://www.ap.org)  
614-885-2727 ..... Fax: 614-885-3248  
1103 Schrock Rd., Suite 300 | Columbus, OH 43229

### Cleveland AP Bureau

216-771-2172 ..... Fax: 216-771-4218  
815 Superior Ave., Suite 1203 | Cleveland, OH 44114-2768  
Sports Writer: Tom Withers ..... E-mail: [twithers@ap.org](mailto:twithers@ap.org)

### DAILY NEWSPAPERS

#### Akron Beacon Journal

330-996-3800 ..... Fax: 330-996-3629  
44 East Exchange | Akron, OH 44328  
Sports Editor: Scot Fagerstrom ..... E-Mail: [fagerstrom@thebeaconjournal.com](mailto:fagerstrom@thebeaconjournal.com)  
Beat Writer: George Thomas E-Mail: [gthomas@thebeaconjournal.com](mailto:gthomas@thebeaconjournal.com)

#### Cleveland Plain Dealer

216-999-4370 ..... Fax: 216-999-6276  
1801 Superior Avenue | Cleveland, OH 44114  
Sports Editor: David Campbell ..... E-Mail: [sports@plaind.com](mailto:sports@plaind.com)

#### Canton Repository

330-580-8494 ..... Fax: 330-454-5745  
500 Market Avenue | Canton, OH 44702  
Sports Editor: Chris Beaven (x8345) ..... E-Mail: [chris.beaven@cantonrep.com](mailto:chris.beaven@cantonrep.com)  
Sports Writer: Mike Popovich. E-Mail: [mike.popovich@cantonrep.com](mailto:mike.popovich@cantonrep.com)

#### The Buchtelite (student)

330-972-7459 ..... Fax: 330-972-7810  
Student Union, Room 55-LL | Akron, OH 44325  
E-Mail: [sports@buchtelite.com](mailto:sports@buchtelite.com)

### TELEVISION

**WUWS-TV 5 (ABC)** ..... Sports Director: Jon Doss/Derek Forrest  
216-431-3700 ..... Fax: 216-431-3666  
3001 Euclid Ave | Cleveland, OH 44115

**WJW-TV 8 (FOX)** ..... Sports Director: John Telich  
216-432-4247 ..... Fax: 216-391-9559  
800 S. Marginal Road | Cleveland, OH 44103

**WKYC-TV 3 (NBC)** ..... Sports Director: Jim Donovan  
216-344-3333 ..... Fax: 216-344-3314  
1403 E. 6th Street | Cleveland, OH 44114  
Sports Producer: Jeff Yakowiak (x7417)

**WOIO-TV 19 (CBS)** ..... Sports Director: Tony Zarrella  
216-771-1943, ext. 7300 ..... Fax: 216-436-5460  
1717 E. 12th Street | Cleveland, OH 44114

### RADIO

**WAKR-1590 AM (WONE-FM, WQMX-FM)** ..... Web site: [www.wakr.net](http://www.wakr.net)  
330-869-9800 ..... Fax: 330-869-9750  
1795 West Market Street | Akron, OH 44313

**ESPN-990 AM (WTIG)** ..... Program Director: Ray Jeske  
330-837-9900 ..... Fax: 330-837-9844  
P.O. Box 608 | Massillon, OH 44647

**WZIP-88.1 FM (student)** ..... Web site: [www3.uakron.edu/wzip/](http://www3.uakron.edu/wzip/)  
30-972-7105 ..... Fax: 330-972-5521  
302 E. Buchtel Ave. #1004 | Akron, OH 44325

**WHK-1220 AM, WHKW-1440 AM** ..... Program Director: Tim Vaughn  
1-888-285-9640 ..... Fax: 216-901-1104  
4 Summit Park Drive #150 | Independence, OH 44131

**WNIR-100 FM** ..... Sports Reporter: Steve French  
330-673-2331 ..... Fax: 330-673-0301  
P.O. Box 2170 | Akron, OH 44309

**WKNR-850 AM** ..... Web site: [www.espnccleveland.com](http://www.espnccleveland.com)  
440-838-1220 ..... Fax: 440-526-1993  
1301 East Ninth Street, Suite 252 | Cleveland, OH 44114

**WTAM-1100 AM (WMJI-105.7 FM)** Sports Director: Mike Snyder  
216-642-4636 ..... Fax: 216-901-8133  
6200 Oak Tree Blvd | Independence, OH 44131

**WHBC-1480 AM** ..... Web site: [www.whbc.com](http://www.whbc.com)  
330-456-7166 ..... Fax: 330-456-7199  
P.O. Box 9917 | Canton, OH 44711



# COMMUNITY SERVICE

ZIPS RISE TOGETHER



**Be A Better Me**

## ZIPS IN THE COMMUNITY

Winner of the 2020 Zippy Cup for the most community service hours of any UA team, Akron football completed 554 community service hours in just seven weeks (prior to quarantine) as the team was on track to fulfill 1,100 hours for the spring semester. While participation included 100 percent of the team members, the Zips completed a total of 1,300 community service hours for the academic year (while on track to exceed 2,000 hours).

## ZIPS IN THE CLASSROOM

Following a volatile Spring semester at the University of Akron due to the COVID-19 pandemic, head football coach Tom Arth announced that his players continued to make strides in the classroom and in the community.

With the recent conclusion of the Spring semester, the grades are in, and the Zips overcame obstacles to show further improvement. As a team, the 110 players on the spring roster combined for a 3.091 grade-point average (GPA), the highest team semester GPA in program history.



**Haven of Rest**



**Poor Claires**



**Justice Center**





Nate Stewart

## PRESEASON NOTES

### PRESEASON HONORS

Six University of Akron football players were named to Phil Steele's 2020 preseason All-Mid-American Conference teams. Earning preseason first-team All-MAC was sophomore KR **Michael Mathison**. Named to the preseason second-team All-MAC was redshirt junior LB **Bubba Arslanian**. Senior C **Bryce Petersen** were preseason third-team All-MAC honorees. Senior DE **Dylan Meeks**, sophomore S **Randy Cochran, Jr.**, and junior PR **Jeremiah Knight** were preseason fourth-team All-MAC honorees.

Five Zips were named to *Athlon Sports'* 2020 preseason All-MAC teams. Earning preseason first-team All-MAC was Mathison. Named to the preseason third-team All-MAC was Arslanian. Petersen, Cochran, and Knight were preseason fourth-team All-MAC honorees.

*Lindy's Sports* honored three Zips on its preseason All-MAC teams. Earning preseason first-team All-MAC was Petersen, while Mathison and Cochran were second-team selections.

### MAC ANNOUNCES RETURN OF FOOTBALL

The MAC announced the return of football this fall on Sept. 25 as the league unveiled plans for a six-game schedule in conjunction with a conference-approved COVID-19 testing protocols.

The Zips will open their 2020 campaign hosting Western Michigan in a cross-divisional match-up on Nov. 4. Akron also welcomes Miami University and Bowling Green to InfoCision Stadium-Summa Field on Nov. 28 and Dec. 5, respectively. The 2020 MAC slate will conclude with the 2020 Marathon MAC Football Championship Game in Detroit on Dec. 18.

### CRYSTAL CLINIC WAGON WHEEL CHALLENGE GAME SET FOR NOV. 17

The 63rd encounter between Akron and Kent State as part of the Crystal Clinic Wagon Wheel Challenge is set to take place on Nov. 17 as the two sides will battle for the coveted Wagon Wheel awarded the winner of the annual rivalry game.

### THREE ZIPS RECEIVE SIXTH YEAR OF ELIGIBILITY

Seniors RB **Cole Gest** (Solon, Ohio), WR **Jonah Morris** (Akron, Ohio), and LB **Demetrick Watts** (Riverside, Calif.) were each granted a sixth year of eligibility by the NCAA following season-ending injuries.



Dylan Meeks



**UNIVERSITY OF AKRON CELEBRATES 150 YEARS IN 2020-21**

The University of Akron celebrates its Sesquicentennial during the 2020-21 academic year. Founded as Buchtel College in 1870, the institution became the University of Akron in 1913. On May 1, 1953, a female kangaroo named Zippy became the school's official mascot. In 1967, UA became a state university.

For more University history, visit: [uakron.edu/150](http://uakron.edu/150)

**DEFENSE ADDS TWO COACHES**

Akron head coach Tom Arth announced two additions to his football staff on March 16. Joining the Zips are **Deonte Gibson** (outside linebackers/defensive ends) and **Jamael Lett** (secondary).

Gibson served as the defensive line coach at Eastern Illinois in 2019. He coached second-team All-OVC nose tackle Terrell Greer. A part of defensive staff that coached EIU to the sixth-most tackles for loss in school history (86), his defensive unit ranked No. 30 in FCS in total defense and No. 29 in FCS in team tackles for loss.

Lett served as the secondary coach at Samford University for three seasons. In 2019, Lett participated in the NCAA-NFL Coaches Academy. The 2018 team posted the program's eighth-straight winning season, the longest streak in program history. In 2017, Samford went 8-4 record overall and earned a spot in the NCAA Division I-FCS Playoffs for a second-straight season for the first time since 1992.

**COOK AND RODRIGUEZ SELECTED FOR NFL FELLOWSHIPS**

Akron football coaches **Chris Cook** (tight ends/offensive tackles) and **Oscar Rodriguez** (secondary/inside linebackers) were selected by the NFL for 2020 Bill Walsh Diversity Coaching Fellowships. The program's objective is to use NFL clubs' training camps, offseason workout programs, and mini-camps to give talented coaches opportunities to observe, participate, and gain experience.

A three-time selection (2018-20), Cook worked with the Atlanta Falcons (2018-19) and the Cleveland Browns (2020). He was also selected for the 2020 NFL Quarterback Coaching Summit.

Rodriguez was with the Chicago Bears.

**MACK NAMED ZIPS' DIRECTOR OF ATHLETIC PERFORMANCE**

Akron head coach Tom Arth announced the addition of **Deonte Mack** as the director of athletic performance and strength and conditioning coach for the Zips' program on Sept. 24. Mack comes to Akron after serving the last five years as the associate director of strength and sport science at the University of Kentucky.



**ZIPS LIVE SCHEDULE**

*Zips LIVE*, presented by Spaghetti Warehouse, will kick off the 2020-21 academic year on Tuesday, Sept. 17, from 6-7 p.m. ET from the Spaghetti Warehouse (510 South Main Street) with a preview of the 2020 football season opener with head coach Tom Arth.

David Skoczen returns for his second season as host of the weekly hour-long radio show covering Zips Athletics. The program airs locally on Akron-IMG Sports Network flagship 640 AM (WHLO). The broadcast can also be heard via webstream on the WHLO homepage.

Zips LIVE will be re-played weekly two hours prior to kickoff of that week's football game.

Fans, students, and the public are encouraged to attend the live broadcasts every week.

**ZIPS LIVE RADIO SHOW | FOOTBALL**

Date .....
Thursday, Sept. 17 .....
Thursday, Sept. 24 .....
Thursday, Oct. 1 .....
Thursday, Oct. 8 .....
Thursday, Oct. 15 .....
Thursday, Oct. 22 .....
Thursday, Oct. 29 .....
Thursday, Nov. 5 .....
Thursday, Nov. 12 .....
Thursday, Nov. 19 .....

ZIPS RISE TOGETHER

## NUMERICAL ROSTER

0	Julian Hicks	WR	Jr. (R)	6-3	200
0	Bryce Wilson	DL	So.	6-3	285
1	Randy Cochran, Jr.	CB	So.	6-0	188
1	Kato Nelson	QB	Sr. (R)	6-1	212
2	Nate Stewart	WR	Sr. (R)	6-2	200
2	Corey Thomas, Jr.	S	Fr. (R)	6-4	207
3	DeMarkus Glover	LB	Sr. (R)	6-1	217
3	Michael Mathison	WR	So.	5-10	175
4	Woobendy Guerrier	S	Jr. (R)	6-0	200
4	George Qualls, Jr.	WR	Jr. (R)	6-2	185
5	Jonah Morris	WR	Sr. (R)	6-4	212
5	Michael Scott	OLB	Jr. (R)	6-3	242
6	Jonzell Norrils	RB	Fr.	5-10	210
6	Jordyn Riley	CB	Jr. (R)	5-10	190
7	Teon Dollard	RB	Jr.	5-11	205
7	Julian Richardson	OLB	So.	6-3	220
8	Jaylen Kelly-Powell	S	Sr. (R)	6-0	180
8	Jeremiah Knight	WR	Jr. (R)	5-11	192
9	Brayden Hawkins	QB	So. (R)	6-3	218
9	Demetrick Watts II	LB	Sr. (R)	6-3	225
10	Tristian Brank	TE	Fr.	6-4	230
10	Quevan Lawson	OLB	Fr. (R)	6-5	242
11	Jalen Knight	WR	Fr. (R)	6-2	200
11	Nazir Sy	DL	So. (R)	6-2	308
12	Charles Amankwaa	DB	So. (R)	5-11	180
12	T.J. DeShields	QB	So. (R)	6-3	200
13	Chu Ogbonna	CB	Jr. (R)	6-2	180
13	Kevin Walls	WR	Fr. (R)	6-6	215
14	Julius Hawkins	DL	Fr.	6-3	258
14	Joey Marousek	QB	Fr.	6-2	205
15	Zach Gibson	QB	Fr. (R)	6-3	210
15	Jeffrey Lubin	CB	Jr. (R)	6-2	185
16	Bryce Profitt	WR	Fr.	6-3	182
17	Juan Jarrett	LB	Fr.	6-1	192
18	A.J. Watts	CB	So.	6-1	192
19	MyJaden Horton	S	Fr.	6-2	190
20	Cole Gest	RB	Jr. (R)	5-9	195
20	Michael Snowden	LB	Fr.	6-2	200
21	Reggie Corner, Jr.	LB	So. (R)	5-9	205
21	Anthony Grimes	WR	Fr.	5-8	168
22	Brandon Bischof	LB	Jr.	6-1	210
23	Gavin Blunt	WR	So. (R)	6-2	180
23	Ronald Jackson, Jr.	CB	Fr.	6-1	190
24	Adetutu Daranijo	S	So.	5-10	192
24	Maverick Wolfley	TE	Jr. (R)	6-3	242
25	Quentin Woodall	CB	So. (R)	5-10	175
26	Isiah Childs	RB	Fr.	6-1	205
27	Bubba Arslanian	LB	Jr. (R)	5-9	205
27	Jamason Jodway	RB	Fr.	5-8	188
28	A.J. Felton	CB	So. (R)	5-9	165
29	Jalen Hooks	CB	Jr.	6-2	195
30	Jarred Uran	LB	Fr. (R)	6-2	208
31	Ethan Johnson	WR	Fr. (R)	6-1	190
32	Owen Faulkner	S	Fr.	5-11	162
34	Jaylen Ball	RB	Fr.	5-9	192
34	Tyson Durant	ATH	Fr.	6-0	176
35	Nathan Simon	WR	Fr.	6-2	214
36	Michiah Burton	RB	So.	5-9	185
36	Kyle Romenick	P	Fr. (R)	6-2	200
37	Nolan Labuda	WR	Fr.	5-8	160
38	Joseph Sarpong	S	Fr. (R)	6-0	200
39	DiMarco Johnson	S	Fr.	6-1	205
40	Kyle Bischof	LB	Fr.	6-0	220
41	Cory Smigel	PK	So. (R)	5-8	150
42	Noah Garrett	P	Fr. (R)	6-3	155
42	Gamari Peterson	CB	Fr.	5-9	165
43	Tobias Thomas Pitts	S	Fr.	6-0	180
44	Sean Conroy	S	So. (R)	5-10	196
45	Ryan McClain	OLB	Jr.	6-4	245
46	Ethan Slike	PK	So. (R)	6-0	180
47	Jerry Fitschen	PK	Sr. (R)	6-0	210

## AKRON ALPHABETICAL ROSTER

No.	Name	Pos.	Yr.	Ht.	Wt.	Hometown (High School/Previous School)
48	Kavari Adams	DB	So. (R)	5-10	171	Detroit, Mich. (Renaissance/Concordia)
68	Deacon Allen	DL	Fr.	6-1	290	Rockmart, Ga. (Rockmart)
12	Charles Amankwaa	DB	So. (R)	5-11	180	Hillsborough, N.J. (Hillsborough/Monroe College)
27	Bubba Arslanian	LB	Jr. (R)	5-9	205	Aurora, Ohio (Aurora)
59	Beau Bachie	LB	Fr.	5-11	222	Cleveland, Ohio (Berea-Midpark)
34	Jaylen Ball	RB	Fr.	5-9	192	Columbus, Ohio (St. Francis de Sales)
65	Kyle Bauman	LS	So. (R)	5-11	222	North Royalton, Ohio (North Royalton)
66	Ryan Beckman	OL	Fr. (R)	6-3	290	Avon Lake, Ohio (Avon Lake)
99	Eric Bentley	DL	So. (R)	6-2	284	Akron, Ohio (St. Vincent-St. Mary)
22	Brandon Bischof	LB	Jr.	6-1	210	Akron, Ohio (St. Vincent-St. Mary)
40	Kyle Bischof	LB	Fr.	6-0	220	Mentor, Ohio (Mentor)
23	Gavin Blunt	WR	So. (R)	6-2	180	Aurora, Ohio (Aurora)
10	Tristian Brank	TE	Fr.	6-4	230	Asheville, N.C. (Clyde A. Erwin)
55	Collier Brown	OLB	Fr.	6-2	232	Washington Court House, Ohio (Washington)
36	Michiah Burton	RB	So.	5-9	185	Columbus, Ohio (New Albany)
74	Ronan Chambers	OL	Fr.	6-5	270	Olmsted Township, Ohio (St. Edward)
26	Isiah Childs	RB	Fr.	6-1	205	Manhattan, Kan. (Wamego)
1	Randy Cochran, Jr.	CB	So.	6-0	188	Doraville, Ga. (Norcross)
44	Sean Conroy	S	So. (R)	5-10	196	North Olmsted, Ohio (North Olmsted)
21	Reggie Corner, Jr.	LB	So. (R)	5-9	205	Canton, Ohio (McKinley)
91	JaQuize Cross	DL	Sr. (R)	6-4	300	Buckhorn, Ala. (Buckhorn/Kentucky/Independence CC)
75	Jordan Daniels	OL	Fr. (R)	6-5	292	Huntersville, N.C. (North Mecklenburg)
24	Adetutu Daranijo	S	So.	5-10	192	Fort Lauderdale, Fla. (St. Thomas Aquinas)
12	T.J. DeShields	QB	So. (R)	6-3	200	Beloit, Ohio (West Branch)
52	Zach DiLauro	LB	So. (R)	5-10	202	Akron, Ohio (Springfield)
7	Teon Dollard	RB	Jr.	5-11	205	Lake City, Fla. (Columbia/Independence CC)
58	Marco Donatelli	LB	Fr. (R)	6-3	215	Girard, Ohio (Girard)
83	Nick Dottore	TE	Fr.	6-1	215	Chagrin Falls, Ohio (St. Edward)
34	Tyson Durant	ATH	Fr.	6-0	176	Copley, Ohio (Canton McKinley)
32	Owen Faulkner	S	Fr.	5-11	162	Sunbury, Ohio (St. Francis de Sales)
28	A.J. Felton	CB	So. (R)	5-9	165	Fredericksburg, Va. (Freedom/UVA-Wise)
47	Jerry Fitschen	PK	Sr. (R)	6-0	210	Orange, Calif. (Orange Lutheran)
62	Vincent Fonte, Jr.	OL	So. (R)	6-4	290	Copley, Ohio (Copley)
57	Connor Franz	LB	Fr.	6-2	215	Westlake, Ohio (Saint Ignatius)
42	Noah Garrett	P	Fr. (R)	6-3	155	Mentor, Ohio (Mentor)
79	Joe Gavrilloff	OL	Fr.	6-2	288	Kent, Ohio (Kent-Roosevelt)
65	Tony Georges	OL	Fr.	6-2	290	Westlake, Ohio (Saint Ignatius)
20	Cole Gest	RB	Jr. (R)	5-9	195	Solon, Ohio (St. Edward/Indiana)
15	Zach Gibson	QB	Fr. (R)	6-3	210	Alpharetta, Ga. (Johns Creek)
3	DeMarkus Glover	LB	Sr. (R)	6-1	217	St. Petersburg, Fla. (Northside Christian)
77	Xavior Gray	OL	Fr. (R)	6-9	315	Massillon, Ohio (Jackson)
21	Anthony Grimes	WR	Fr.	5-8	168	Pittsburgh, Pa. (Penn Hills)
4	Woobendy Guerrier	S	Jr. (R)	6-0	200	Homestead, Fla. (South Dade/Butler CC)
96	Darius Harris	DL	Jr. (R)	6-3	260	Phila., Pa. (Northeast/Western Carolina/L.A. Valley)
9	Brayden Hawkins	QB	So. (R)	6-3	218	Waxhaw, N.C. (Myers Parks/Louisiana)
14	Julius Hawkins	DL	Fr.	6-3	258	St. Petersburg, Fla. (Boca Ciega)
67	Logan Hawkins	DL	So. (R)	6-2	294	Harrison City, Pa. (Penn-Trafford)
70	Caleb Herring	OL	Fr. (R)	6-7	316	Lakewood, Ohio (St. Edward)
48	Blake Hester	WR	Fr.	5-10	171	Ashland, Ky. (Blazer)
0	Julian Hicks	WR	Jr. (R)	6-3	200	Cleveland, Ohio (Mayfield/Central Michigan)
29	Jalen Hooks	CB	Jr.	6-2	195	Warren, Ohio (Harding)
19	MyJaden Horton	S	Fr.	6-2	190	Cincinnati, Ohio (Princeton)
90	Angelo Howze	DL	Jr. (R)	6-2	230	Fishers, Ind. (Fishers/Cincinnati)
23	Ronald Jackson, Jr.	CB	Fr.	6-1	190	Detroit, Mich. (Belleville)
17	Juan Jarrett	LB	Fr.	6-1	192	Cincinnati, Ohio (Princeton)
27	Jamason Jodway	RB	Fr.	5-8	188	Auburn Hills, Mich. (Avondale)
39	DiMarco Johnson	S	Fr.	6-1	205	Irmo, S.C. (Dutch Fork)
31	Ethan Johnson	WR	Fr. (R)	6-1	190	Medina, Ohio (Medina)
8	Jaylen Kelly-Powell	S	Sr. (R)	6-0	180	Detroit, Mich. (Cass Tech/Michigan)
11	Jalen Knight	WR	Fr. (R)	6-2	200	Akron, Ohio (Hoban)
8	Jeremiah Knight	WR	Jr. (R)	5-11	192	Jefferson, Ohio (Jefferson Area/Ohio State)
37	Nolan Labuda	WR	Fr.	5-8	160	Belle Vernon, Pa. (Belle Vernon)
10	Quevan Lawson	OLB	Fr. (R)	6-5	242	Ashburn, Ga. (Turner County)
85	Zackary Leininger	TE	Jr. (R)	6-5	250	Hugoton, Kan. (Hugoton/Dodge City CC)
15	Jeffrey Lubin	CB	Jr. (R)	6-2	185	Hollywood, Fla. (South Broward)
54	Cameron Lyons	LS	Jr. (R)	6-1	225	Morgantown, W.Va. (Morgantown)
14	Joey Marousek	QB	Fr.	6-2	205	North Royalton, Ohio (North Royalton)
50	Kendal Marshall	LB	Fr.	6-2	255	Toledo, Ohio (Central Catholic)
3	Michael Mathison	WR	So.	5-10	175	Covington, Ga. (Newton)

No.	Name	Pos.	Yr.	Ht.	Wt.	Hometown / High School / Previous School
53	Nicholas Mayle	OLB	Fr.	6-2	255	Fremont, Ohio (Fremont Ross)
45	Ryan McClain	OLB	Jr.	6-4	245	Albuquerque, N.M. (La Cueva/Garden City CC)
56	Jake Miller	LB	Fr.	6-1	230	Greenshaw, Pa. (Shaler)
94	John Mitchell	DL	Sr.	6-3	316	Crete-Monee, Ill. (Crete-Monee/Independence CC)
5	Jonah Morris	WR	Sr. (R)	6-4	212	Akron, Ohio (Hoban/Indiana)
71	Shawn Muldowney II	OL	Jr. (R)	6-4	291	Diamond, Ohio (Southeast)
73	Owen Murphy	OL	Fr. (R)	6-6	290	Cleveland, Ohio (Saint Ignatius)
81	Shawn Naim	WR	Fr. (R)	6-4	195	Brecksville, Ohio (Lutheran West)
1	Kato Nelson	QB	Sr. (R)	6-1	212	Hollywood, Fla. (Flanagan)
6	Jonzell Norrils	RB	Fr.	5-10	210	Toledo, Ohio (Central Catholic)
69	Eseosa Obas	DL	Fr. (R)	6-4	240	Pataskala, Ohio (Licking Heights)
13	Chu Ogbonna	CB	Jr. (R)	6-2	180	Marietta, Ga. (Wheeler/Hutchinson CC)
53	Bryce Petersen	OL	Sr.	6-2	295	McKinleyville, Calif. (McKinleyville/Riverside City College)
42	Gamari Peterson	CB	Fr.	5-9	165	Cleveland, Ohio (Glenville)
64	Kirk Popelas	DL	Fr. (R)	6-1	260	Belle Vernon, Pa. (Belle Vernon Area)
16	Bryce Proffitt	WR	Fr.	6-3	182	Medina, Ohio (Highland)
4	George Qualls, Jr.	WR	Jr. (R)	6-2	185	Caruthersville, Mo. (Caruthersville/Butler CC)
60	Dean Ramicone	OLB	Sr. (R)	6-0	215	Brunswick, Ohio (Brunswick)
61	Ed Reely	DL	Fr.	6-3	271	Ashley, Ohio (Buckeye Valley)
7	Julian Richardson	OLB	So.	6-3	220	Albany, Ga. (Westover)
6	Jordyn Riley	CB	Jr. (R)	5-10	190	Citra, Fla. (North Marion)
63	Alex Robarge	OL	Fr. (R)	6-5	305	Chagrin Falls, Ohio (Kenston)
36	Kyle Romenick	P	Fr. (R)	6-2	200	Fort Mill, S.C. (Fort Mill)
38	Joseph Sarpong	S	Fr. (R)	6-0	200	Columbus, Ohio (Northland)
88	Timothy Scippio	WR	Jr.	6-2	213	Fort Lauderdale, Fla. (Coconut Creek)
5	Michael Scott	OLB	Jr. (R)	6-3	242	Tallahassee, Fla. (N. Florida Christian/Iowa Western CC)
80	Jacob Shaffer	TE	Fr. (R)	6-2	220	Portersville, Pa. (Slippery Rock)
84	Kenyon Sholty	TE	Fr. (R)	6-4	255	Terre Haute, Ind. (South Vigo)
35	Nathan Simon	WR	Fr.	6-2	214	Cleveland, Ohio (St. Edward)
46	Ethan Slike	PK	So. (R)	6-0	180	Greensburg, Pa. (Greensburg Central Catholic)
41	Cory Smigel	PK	So. (R)	5-8	150	North Royalton, Ohio (North Royalton/Syracuse)
95	Brendan Smith	DL	Fr. (R)	6-6	285	Debarry, Fla. (University Orange City)
20	Michael Snowden	LB	Fr.	6-2	200	Pittsburgh, Pa. (University Prep)
2	Nate Stewart	WR	Sr. (R)	6-2	200	Bethlehem, Pa. (Pius X)
11	Nazir Sy	DL	So. (R)	6-2	308	Peachtree Corners, Ga. (Norcross/Butler CC)
43	Tobias Thomas Pitts	S	Fr.	6-0	180	Columbus, Ohio (Dublin-Scioto)
2	Corey Thomas, Jr.	S	Fr. (R)	6-4	207	Pittsburgh, Pa. (Penn Hills)
30	Jarred Uran	LB	Fr. (R)	6-2	208	Cincinnati, Ohio (La Salle)
97	Janirr Wade	DL	Fr.	6-4	288	Stone Mountain, Ga. (Stephenson)
13	Kevin Walls	WR	Fr. (R)	6-6	215	Westlake, Ohio (Westlake)
18	A.J. Watts	CB	So.	6-1	192	Columbus, Ga. (Carver)
9	Demetrick Watts II	LB	Sr. (R)	6-3	225	Riverside, Calif. (Hillcrest/Humboldt State)
86	Marquis Whitmire	WR	Jr. (R)	5-9	165	Lithonia, Ga. (Stephenson/Hutchinson CC)
19	Andre Williams	WR	Jr. (R)	5-10	185	Orlando, Fla. (Winter Park)
76	Nate Williams	OL	Fr.	6-6	303	Utica, Ohio (Newark Catholic)
82	Jameel Williamson	WR	Fr.	5-10	175	Columbus, Ohio (Dublin-Coffman)
0	Bryce Wilson	DL	So.	6-3	285	Lilburn, Ga. (Parkview)
24	Maverick Wolfley	TE	Jr. (R)	6-3	240	Morgantown, W.Va. (Morgantown/West Virginia)
25	Quentin Woodall	CB	So. (R)	5-10	175	Cleveland, Ohio (Brush/ASA College)
87	Brycen Yarmo	TE	So. (R)	6-5	250	Hudson, N.H. (Exeter Academy/Coffeyville CC)

## COACHING STAFF

**Tom Arth** (John Carroll '03), Head Coach

**Matt Feeney**, Defensive Coordinator | Safeties

**Bryan Gasser**, Co-Offensive Coordinator | Wide Receivers

**Tommy Zagorski**, Co-Offensive Coordinator | Offensive Line

**Brian Cochran**, Defensive Line

**Chris Cook**, Tight Ends | Offensive Tackles

**Jayden Everett**, Running Backs

**Deonte Gibson**, Outside Linebackers | Defensive Ends

**Chris Hurd**, Special Teams Coordinator | Fullbacks | H-Backs

**Jamael Lett**, Secondary

**Oscar Rodriguez, Jr.**, Secondary | Inside Linebackers

## NUMERICAL ROSTER

48	Kavari Adams	DB	So. (R)	5-10	171
48	Blake Hester	WR	Fr.	5-10	171
50	Kendal Marshall	LB	Fr.	6-2	255
52	Zach DiLauro	LB	So. (R)	5-10	202
53	Nicholas Mayle	OLB	Fr.	6-2	255
53	Bryce Petersen	OL	Sr.	6-2	295
54	Cameron Lyons	LS	Jr. (R)	6-1	225
55	Collier Brown	OLB	Fr.	6-2	232
56	Jake Miller	LB	Fr.	6-1	230
57	Connor Franz	LB	Fr.	6-2	215
58	Marco Donatelli	LB	Fr. (R)	6-3	215
59	Beau Bachie	LB	Fr.	5-11	222
60	Dean Ramicone	OLB	Sr. (R)	6-0	215
61	Ed Reely	DL	Fr.	6-3	271
62	Vincent Fonte, Jr.	OL	So. (R)	6-4	290
63	Alex Robarge	OL	Fr. (R)	6-5	305
64	Kirk Popelas	DL	Fr. (R)	6-1	260
65	Kyle Bauman	LS	So. (R)	5-11	222
65	Tony Georges	OL	Fr.	6-2	290
66	Ryan Beckman	OL	Fr. (R)	6-3	290
67	Logan Hawkins	DL	So. (R)	6-2	294
68	Deacon Allen	DL	Fr.	6-1	290
69	Eseosa Obas	DL	Fr. (R)	6-4	240
70	Caleb Herring	OL	Fr. (R)	6-7	316
71	Shawn Muldowney II	OL	Jr. (R)	6-4	291
73	Owen Murphy	OL	Fr. (R)	6-6	290
75	Jordan Daniels	OL	Fr. (R)	6-5	292
76	Nate Williams	OL	Fr.	6-6	303
77	Xavior Gray	OL	Fr. (R)	6-9	315
79	Joe Gavriloff	OL	Fr.	6-2	288
80	Jacob Shaffer	TE	Fr. (R)	6-2	220
81	Shawn Naim	WR	Fr. (R)	6-4	195
82	Jameel Williamson	WR	Fr.	5-10	175
83	Nick Dottore	TE	Fr.	6-1	215
84	Kenyon Sholty	TE	Fr. (R)	6-4	255
85	Zackary Leininger	TE	Jr. (R)	6-5	250
86	Marquis Whitmire	WR	Jr. (R)	5-9	165
87	Brycen Yarmo	TE	So. (R)	6-5	250
88	Timothy Scippio	WR	Jr.	6-2	213
90	Angelo Howze	DL	Jr. (R)	6-2	230
91	JaQuize Cross	DL	Sr. (R)	6-4	300
94	John Mitchell	DL	Sr.	6-3	316
95	Brendan Smith	DL	Fr. (R)	6-6	285
96	Darrius Harris	DL	Jr. (R)	6-3	260
97	Janirr Wade	DL	Fr.	6-4	288
99	Eric Bentley	DL	So. (R)	6-2	284

## PRONUNCIATION GUIDE

Michiah Burton	ma-KAI-ah
Jaquize Cross	JAW-quiz
Adetutu Daranijo	Too too Dah-rah-knee-joe
Vincent Fonte, Jr.	Fon-TAY
Shawn Naim	Name
Timothy Scippio	SIP-ee-oh
Cory Smigel	SMEE-gull
Jarred Uran	YOU-ran



Kato Nelson



Bubba Arslanian

# ROSTER BREAKDOWN

Career games/starts in ( ).

Includes starts at positions other than the one listed.

## Returning Offensive Participants – 22

**Quarterback (3):** T.J. DeShields (3/0), Zach Gibson (4/2), Kato Nelson (31/26).

**Running back (1):** Michiah Burton (11/0).

**Offensive Line (7):** Eric Bentley (10/4), Hunter Corner (24/24), Xavior Gray (4/2), Shawn Muldowney (23/3), Owen Murphy (1/0), Bryce Petersen (24/24), Austin Sample (18/1).

**Tight End (2):** Kenyon Sholty (1/0), Maverick Wolfley (19/6).

**Wide Receiver (10):** Gavin Blunt (12/0), Julian Hicks (11/9), Jeremiah Knight (22/8), Michael Mathison (10/5), Jonah Morris (12/12), Shawn Naim (3/0), Timothy Scippio (16/5), Nate Stewart (30/16), Andre Williams (27/21).

## Lost Offensive Participants – 14

**Quarterback (1):** Robbie Kelley (33/11).

**Running back (3):** Peter Hayes-Patrick (6/3), Brandon Lee (12/6), Deltron Sands (26/2).

**Offensive Line (4):** Trevor Brown (41/37), Brandon Council (25/24), Landon Forman (9/8), Rich Kallay (12/0).

**Tight End (3):** Nick Johns (28/5), Brandon Junk (41/6), Darryl Long (24/1).

**Wide Receiver (3):** Dustin Burkhart (22/3), Jaquavis Dixon (10/0), M.J. McGriff (11/0).

## Returning Defensive Participants – 22

**Defensive Line (8):** JaQuize Cross (12/9), Logan Hawkins (12/1), John Mitchell (12/1), Dean Ramicone (3/0), Brendan Smith (4/0), Bryce Wilson (8/0).

**Linebacker (9):** Bubba Arslanian (24/8), Brandon Bischof (24/0), Zach DiLauro (4/0), DeMarkus Glover (29/4), Quevan Lawson (4/0), Julian Richardson (11/0), Michael Scott (12/3), Jarred Uran (4/0), Demetrick Watts (3/1).

**Secondary (7):** Randy Cochran (11/10), Reggie Corner, Jr. (3/2), Adetutu Daranijo (5/3), Jalen Hooks (24/6), Jordyn Riley (14/7), Corey Thomas (3/1), A.J. Watts (12/7).

## Lost Defensive Participants – 15

**Defensive Line (4):** Andy Jean-Baptiste (14/0), Davon'te Jest (22/11), Dylan Meeks (37/11), Jonathan Neeley (18/0), Justin Sampson (32/0), Michael Stuhldreer (3/0), .

**Linebacker (4):** James King (13/0), John Lako (50/25), DeMarcus Lloyd (23/1), Josh Ward (50/24).

**Secondary (5):** Jerome Cooper (22/0), Alvin Davis (48/41), Shawn Featherstone (35/13), Tyler Gilchrist (12/0), Sammy Laster (4/0).

## Returning Specialists – 4

**Kicker (2):** Jerry Fitschen (25/0), Cory Smigel (9/0).

**Punter (2):** Kyle Romenick (1/0), Jonah Wieland (12/0).

**Long Snapper (1):** Cameron Lyons (24/0).

## Lost Specialists – 1

**Punter (1):** Jonah Wieland (12/0).

## Returning Starters – 11

**Offense (6):** C Bryce Petersen, QB Kato Nelson, WR Julian Hicks, WR Michael Mathison/Tim Scippio, WR Nate Stewart, TE Maverick Wolfley.

**Defense (5):** DT JaQuize Cross, LB Bubba Arslanian, DB Randy Cochran, CB Jalen Hooks/Jordyn Riley, CB A.J. Watts.

## Starters Lost – 11

**Offense (5):** LT Trevor Brown, RG Hunter Corne, LG Brandon Council, RT Landon Forman, RB Brandon Lee.

**Defense (6):** S Alvin Davis, S Shawn Featherstone, NT Davon'te Jest, LB John Lako, DE Dylan Meeks, DE Josh Ward.

[as of August 1]]

# PRESEASON DEPTH CHART

## OFFENSE (Spread)

### Quarterback

12	T.J. Deshields (R-So., 6-3, 205)
15	Zach Gibson (R-Fr., 6-3, 210)
1	Kato Nelson (R-Sr., 6-1, 215) #

### Running Back

36	Michiah Burton (So., 5-9, 180)
----	--------------------------------

### Tight End

84	Kenyon Sholty (R-Fr., 6-4, 255)
26	Maverick Wolfley (R-Jr., 6-3, 240) #

### Wide Receiver

23	Gavin Blunt (R-So., 6-2, 195)
0	Julian Hicks (R-Jr., 6-3, 200) #
11	Jalen Knight (R-Fr., 6-2, 196)
8	Jeremiah Knight (R-Jr., 5-11, 195)
3	Michael Mathison (So., 5-10, 160)
5	Jonah Morris (R-Sr., 6-4, 205)
88	Timothy Scippio (Jr., 6-2, 210) #
2	Nate Stewart (R-Sr., 6-2, 205) #
13	Kevin Walls (R-Fr., 6-6, 215)
19	Andre Williams (Sr., 5-10, 185)

### Offensive Line

66	Ryan Beckman (R-Fr., 6-3, 282)
75	Jordan Daniels (R-Fr., 6-5, 300)
62	Vincent Fonte (R-So., 6-4, 315)
77	Xavior Gray (R-Fr., 6-9, 300)
70	Caleb Herring (R-Fr., 6-7, 320)
71	Shawn Muldowney (R-Jr., 6-4, 285) #
73	Owen Murphy (R-Fr., 6-6, 270)
81	Shawn Naim (R-Fr., 6-4, 190)
53	Bryce Petersen (Sr., 6-2, 280) #
63	Alex Robarge (R-Fr., 6-5, 311)

## DEFENSE (4-3)

### Defensive End

99	Eric Bentley (R-So., 6-2, 285)
96	Darius Harris (R-Jr., 6-3, 260)
95	Brendan Smith (R-Fr., 6-6, 250)
0	Bryce Wilson (So., 6-3, 265)

### Defensive Tackle

91	JaQuize Cross (R-Sr., 6-4, 300) #
67	Logan Hawkins (R-So., 6-2, 295)
94	John Mitchell (Sr., 6-3, 320)

### Linebacker

27	Bubba Arslanian (R-Jr., 5-9, 205) #
22	Brandon Bischof (Jr., 6-1, 215)
52	Zach DiLauro (R-So., 5-10, 215)
58	Marco Donatelli (R-Fr., 6-3, 220)
3	DeMarkus Glover (R-Sr., 6-1, 220) #
10	Quevan Lawson (R-Fr., 6-5, 225)
60	Dean Ramicone (R-Sr., 6-0, 215)
7	Julian Richardson (So., 6-3, 210)
5	Michael Scott (R-Jr., 6-3, 235)
30	Jarred Uran (R-Fr., 6-2, 195)
9	Demetrick Watts II (R-Sr., 6-3, 215)

### Cornerback

29	Jalen Hooks (Jr., 6-2, 185) #
15	Jeffrey Lubin (R-Jr., 6-2, 185)
6	Jordyn Riley (R-Jr., 5-10, 190) #
2	Corey Thomas, Jr. (R-Fr., 6-4, 200)
18	A.J. Watts (So., 6-1, 185) #

### Safety

1	Randy Cochran, Jr. (So., 6-0, 175) #
21	Reggie Corner, Jr. (R-So., 5-9, 200)
24	Adetutu Daranijo (So., 5-10, 190)

## SPECIALISTS

### Kicker

47	Jerry Fitschen (R-Sr., 6-0, 210) #
46	Ethan Slike (R-So., 6-0, 185)
41	Cory Smigel (R-So., 5-8, 150) #

### Punter

36	Kyle Romenick (R-Fr., 6-2, 200)
----	---------------------------------

### Long Snapper

65	Kyle Bauman (R-So., 5-11, 245)
54	Cameron Lyons (R-Jr., 6-1, 230) #

### Holder

NA

### Punt Returner

8	Jeremiah Knight (R-Jr., 5-11, 195)
---	------------------------------------

### Kickoff Returner

8	Jeremiah Knight (R-Jr., 5-11, 195)
3	Michael Mathison (So., 5-10, 160)

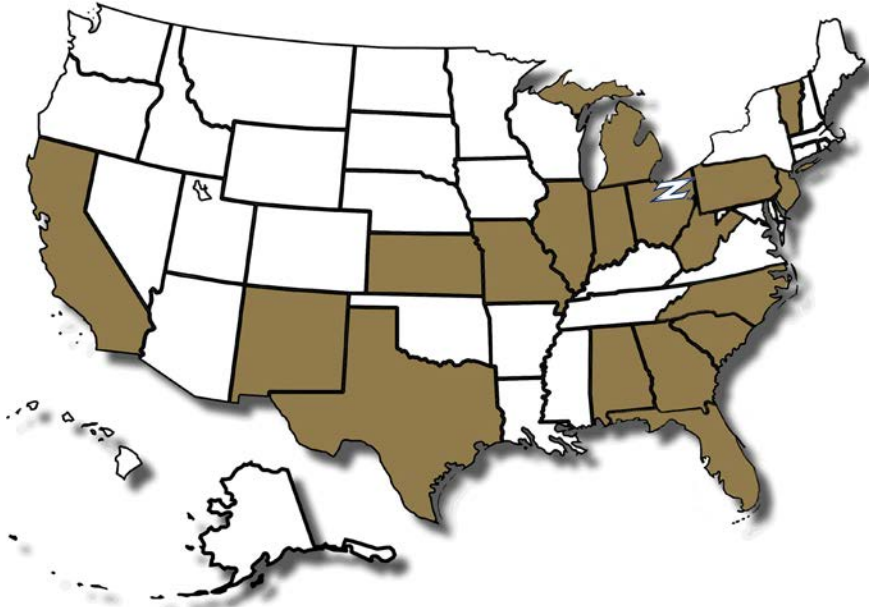
*Per Coach Arth, Akron football has no returning starters. Every position must be earned.*

*All returning players are listed alphabetically by position. Newcomers are not listed.*

*# started in 2019*

# HOMETOWN ROSTER

ZIPS RISE TOGETHER



*Player                      Hometown                      High School*

**Alabama (1)**

JaQuize Cross                      Buchhorn                      Buchhorn

**California (3)**

Jerry Fitschen                      Orange                      Orange Lutheran  
 Bryce Petersen                      McKinleyville                      McKinleyville  
 Demetrick Watts II                      Riverside                      Hillcrest

**Florida (12)**

Adetutu Daranjio                      Fort Lauderdale                      St. Thomas Aquinas  
 Teon Dollard                      Lake City                      Columbia  
 DeMarkus Glover                      St. Petersburg                      Northside Christian  
 Woobendy Guerrier                      Homestead                      South Dade  
 Julius Hawkins                      St. Petersburg                      Boca Ciega  
 Jeffrey Lubin                      Hollywood                      South Broward  
 Kato Nelson                      Hollywood                      Flanagan  
 Jordyn Riley                      Citra                      North Marion  
 Timothy Scippio                      Fort Lauderdale                      Dillard  
 Michael Scott                      Tallahassee                      North Florida Christian  
 Brendan Smith                      Debarry                      Univ. Orange City  
 Andre Williams                      Orlando                      Winter Park

**Georgia (12)**

Deacon Allen                      Rockmart                      Rockmart  
 Randy Cochran, Jr.                      Doraville                      Norcross  
 Zach Gibson                      Alpharetta                      Johns Creek  
 Quevan Lawson                      Ashburn                      Turner County  
 Michael Mathison                      Covington                      Newton  
 Chu Ogbonna                      Marietta                      Wheeler  
 Julian Richardson                      Albany                      Westover  
 Nazir Sy                      Peachtree Corners                      Norcross  
 Janirr Wade                      Stone Mountain                      Stephenson  
 A.J. Watts                      Columbus                      Carver  
 Marquis Whitmire                      Lithonia                      Stephenson  
 Bryce Wilson                      Lilburn                      Parkview

**Illinois (1)**

John Mitchell                      Crete-Monee                      Crete-Monee

**Indiana (2)**

Angelo Howze                      Fishers                      Fishers  
 Kenyon Sholty                      Terre Haute                      South Vigo

**Kansas (2)**

Isiah Childs                      Manhattan                      Wamego  
 Zackary Leininger                      Hugoton                      Hugoton

**Kentucky (1)**

Blake Hester                      Ashland                      Blazer

**Michigan (4)**

Kavari Adams                      Detroit                      Renaissance  
 Ronald Jackson, Jr.                      Detroit                      Belleville  
 Jamason Jodway                      Auburn Hills                      Avondale  
 Jaylen Kelly-Powell                      Detroit                      Cass Tech

**Missouri (1)**

George Qualls, Jr.                      Caruthersville                      Caruthersville

**New Hampshire (1)**

Brycen Yarmo                      Hudson                      Exeter Academy

**New Jersey (1)**

Charles Amankwaa                      Hillsborough                      Hillsborough

**New Mexico (1)**

Ryan McClain                      Albuquerque                      La Cueva

**North Carolina (3)**

Tristian Brank                      Asheville                      Clyde A. Erwin  
 Jordan Daniels                      Huntersville                      North Mecklenburg  
 Brayden Hawkins                      Waxhaw                      Myers Park

**Ohio (58)**

Bubba Arslanian                      Aurora                      Aurora  
 Beau Bachie                      Cleveland                      Berea-Midpark  
 Jaylen Ball                      Columbus                      St. Francis de Sales  
 Kyle Bauman                      North Royalton                      North Royalton  
 Ryan Beckman                      Avon Lake                      Avon Lake  
 Eric Bentley                      Akron                      St. Vincent-St. Mary  
 Brandon Bischof                      Akron                      St. Vincent-St. Mary  
 Kyle Bischof                      Mentor                      Mentor  
 Gavin Blunt                      Aurora                      Aurora  
 Collier Brown                      Washington Court House                      Washington  
 Michiah Burton                      Columbus                      New Albany  
 Ronan Chambers                      Olmsted Township                      St. Edward  
 Sean Conroy                      North Olmsted                      North Olmsted  
 Reggie Corner, Jr.                      Canton                      McKinley

T.J. Deshields                      Beloit                      West Branch  
 Zach DiLauro                      Akron                      Springfield  
 Marco Donatelli                      Girard                      Girard  
 Nick Dottore                      Chagrin Falls                      St. Edward  
 Tyson Durant                      Copley                      Canton McKinley  
 Owen Faulkner                      Sunbury                      St. Francis de Sales  
 Vincent Fonte, Jr.                      Copley                      Copley  
 Connor Francz                      Westlake                      Saint Ignatius  
 Noah Garrett                      Mentor                      Mentor  
 Joe Gavriloff                      Kent                      Kent-Roosevelt  
 Tony Georges                      Westlake                      Saint Ignatius  
 Cole Gest                      Solon                      St. Edward  
 Xavior Gray                      Massillon                      Jackson  
 Caleb Herring                      Lakewood                      St. Edward  
 Julian Hicks                      Cleveland                      Mayfield  
 Jalen Hooks                      Warren                      Harding  
 MyJaden Horton                      Cincinnati                      Princeton  
 Juan Jarrett                      Cincinnati                      Princeton  
 Ethan Johnson                      Medina                      Medina  
 Jalen Knight                      Akron                      Hoban  
 Jeremiah Knight                      Jefferson                      Jefferson Area  
 Joey Marousek                      North Royalton                      North Royalton  
 Kendal Marshall                      Toledo                      Central Catholic  
 Nicholas Mayle                      Fremont                      Fremont Ross  
 Jonah Morris                      Akron                      Hoban  
 Shawn Muldowney II                      Diamond                      Southeast  
 Owen Murphy                      Cleveland                      Saint Ignatius  
 Shawn Naim                      Brecksville                      Lutheran West  
 Jonzell Norrils                      Toledo                      Central Catholic  
 Eseosa Obas                      Pataskala                      Licking Heights  
 Gamari Peterson                      Cleveland                      Glenville  
 Bryce Proffitt                      Medina                      Highland  
 Dean Ramicone                      Brunswick                      Brunswick  
 Ed Reely                      Ashly                      Buckeye Valley  
 Alex Robarge                      Chagrin Falls                      Kenston  
 Joseph Sarpong                      Columbus                      Northland  
 Nathan Simon                      Cleveland                      St. Edward  
 Cory Smigel                      North Royalton                      North Royalton  
 Tobias Thomas Pitts                      Columbus                      Dublin-Scioto  
 Jarred Uran                      Cincinnati                      La Salle  
 Kevin Walls                      Westlake                      Westlake  
 Nate Williams                      Utica                      Newark Catholic  
 Jameel Williamson                      Columbus                      Dublin-Coffman  
 Quentin Woodall                      Cleveland                      Brush

**Pennsylvania (11)**

Anthony Grimes                      Pittsburgh                      Penn Hills  
 Darris Harris                      Philadelphia                      Northeast  
 Logan Hawkins                      Harrison City                      Penn-Trafford  
 Nolan Labuda                      Belle Vernon                      Belle Vernon  
 Jake Miller                      Glenshaw                      Shaler  
 Kirk Popelas                      Belle Vernon                      Belle Vernon Area  
 Jacob Shaffer                      Portersville                      Slippery Rock  
 Ethan Slike                      Greensburg                      Central Catholic  
 Michael Snowden                      Pittsburgh                      University Prep  
 Nate Stewart                      Bethlehem                      Pius X  
 Corey Thomas, Jr.                      Pittsburgh                      Penn Hills

**South Carolina (2)**

DiMarco Johnson                      Irmo                      Dutch Fork  
 Kyle Romenick                      Fort Mill                      Fort Mill

**Virginia (1)**

A.J. Felton                      Fredericksburg                      Freedom

**West Virginia (2)**

Cameron Lyons                      Morgantown                      Morgantown  
 Maverick Wolfley                      Morgantown                      Morgantown



# CRYSTAL CLINIC WAGON WHEEL CHALLENGE



## YEAR-BY-YEAR RESULTS

2019-20	Akron 5.0, Kent State 4.0
2018-19	Akron 7.5, Kent State 6.5
2017-18	Akron 7.5, Kent State 6.5
2016-17	Akron 7.5, Kent State 6.5
2015-16	Akron 7.5, Kent State 6.5
2014-15	Kent State 8.0, Akron 7.0
2013-14	Kent State 8.5, Akron 6.5
2012-13	Kent State 8.0, Akron 7.0
2011-12	Kent State 9.0, Akron 6.0

On August 24, 2011, the athletics departments at The University of Akron and Kent State University announced participation in a new competition, celebrating an intercollegiate athletics rivalry dating back more than a half-century between the two schools. On Sept. 27, 2016, Crystal Clinic Orthopaedic Center became the title sponsor for the all-sport rival series which is now called "The Crystal Clinic Orthopaedic Center Wagon Wheel Challenge."

The Crystal Clinic Orthopaedic Center Wagon Wheel Challenge is based on a time-honored competition for a historic wooden wagon wheel trophy awarded originally in 1945 to the winner of the annual Akron-Kent State football game. Since the 2011-12 academic year, the rivalry was broadened to include 14 NCAA varsity sports, with victories in each sport adding one point to the challenge standings.

Fans can learn more about the rivalry and follow the results and standings via

[www.WagonWheelChallenge.com](http://www.WagonWheelChallenge.com).

"Sponsoring the Wagon Wheel Challenge with the University of Akron and Kent State University is a great honor," said Ronald Suntken, EdD, FACMPE, president and CEO of the Crystal Clinic Orthopaedic Center. "We are excited to be a part of this traditional rivalry for the next five years."

In keeping with tradition, the annual winner of the football contest will gain possession of the historic wooden Wagon Wheel trophy, while the school that accumulates the most total points in all varsity matchups for that academic year will receive an overall series trophy.

"We are excited to join the Crystal Clinic and Kent State in our promotion of the Wagon Wheel Challenge once again," said Larry Williams, Akron Director of Athletics. "We are grateful to all of the doctors at the Crystal Clinic who have taken great care of our student-athletes over the years. We are proud to support this historic tradition with our rivals at Kent State."

According to legend, the "Wagon Wheel" trophy traces its beginnings to the spring of 1870 when Akron industrialist John R. Buchtel set out for the town of Kent in search of a site to establish a college. In the muddy Ohio fields, however, his wagon became bogged down in the area where Kent State University is currently located. When horses pulled the wagon, a wheel came loose and became buried until it was discovered in 1902 during the construction of a pipeline along the Western Reserve Trail.

The wheel eventually fell into the possession of Dr. Raymond Manchester, who as the Kent State Dean of Men in 1945, suggested the local historic artifact be offered as the trophy to the winner of the annual Akron-Kent State football game.

Beginning in 2020-21, the all-sport rivalry will include baseball and women's lacrosse.

## Rules & Qualifying Sports

- Each of the 14 sports will be worth one (1) point. For a school to be the winner of The Crystal Clinic Orthopaedic Center Wagon Wheel Challenge, it must accumulate at least seven-and-a-half (7.5) points.
- The point is awarded to the team that wins the season series in the head-to-head competition.
- If the teams play head-to-head once in a given season (e.g. football), then the school that wins will receive the point.
- All regular-season games count toward the season series tally (including if non-conference games are played) with the school that wins more games (e.g.,

winning two of three in softball) receiving the point. If teams split the regular season match-ups (e.g., in basketball), then each team receives a one-half (½) point for that sport.

- For women's cross country, women's golf, and indoor/outdoor track and field, one point is awarded to whichever school finishes higher in the MAC Championship for each of those sports. (For these sports, no other competitions - in-season or post-season - will count toward the series).
- MAC and/or NCAA Tournament games can count toward determining the season series winner (e.g., the schools split the two regular season meetings in basketball and then meet in the MAC Tournament, whichever school wins that game is awarded the point).
- In the event of a 14-sports season tie, the school that won the trophy the previous year will retain possession.

## 2019-20 Results

For the fifth consecutive year, Akron won the Crystal Clinic Orthopaedic Center Wagon Wheel Challenge, claiming a 5.0 to 4.0 victory over Kent State. With the shutdown of collegiate athletics due to the COVID-19 virus, the baseball, softball, golf, lacrosse, and outdoor track events were cancelled.

Akron volleyball started the scoring for the Zips on Oct. 12 with a half-point. The men's and women's cross country teams each added a point at the MAC Championship meet on Nov. 2 to round out the fall scoring.

In the winter, the UA men's basketball (0.5) team split its two-games series, earning half a point. Men's and women's indoor track and field each secured a point at the MAC Championships.

Kent State earned points for football (1.0), volleyball (0.5), women's soccer (1.0), women's basketball (1.0), and men's basketball (0.5).



# AKRON TRADITIONS

## JOHN HEISMAN

*Story reprinted with permission from Akron Magazine*

The story goes that Buchtel College's quarterback, 6-foot-4 inch Harry Clark, had trouble bending low enough to pick up the football when the center snapped it to him.

Squirted it to him was more like it.

At that point in football history, 1893, the center transferred the ball to the quarterback by putting one hand over the front of the ball and pressing down on the back with his other hand. When he released the front hand, the ball would flip up and back in the general direction of the backfield.

It was an awkward maneuver, to say the least, and resulted in many fumbles.

Buchtel's coach had a better idea. Why not have the center simply pitch the ball back through his legs? Shotgun-style, we'd call it today.

It worked.

Clark saved his back, and Buchtel cut down on its fumbles. No one objected, and by the end of the season all colleges were using the new center snap.

So how did Heisman end up in Akron?

After the 1892 season, the students again besieged the Reverend Orello Cone, Buchtel's president since 1880, pleading with him to convince the Board of Trustees to hire someone to coach the college's club teams. Cone pushed the measure through.

The students' first choice was Heisman, and they moved quickly to get him. The young coach was invited to campus in January, and after inspecting the facilities he spelled out the terms under which he would render his services. At a meeting of the trustees' executive committee on Jan. 28, 1893, the committee agreed to extend Heisman a one-year contract as "gymnasium director" and "special teacher of gymnastics in baseball and football." The board not only agreed to pay Heisman \$900, but to build a long-sought baseball cage – provided the students raised \$300 toward Heisman's salary and paid off the remaining salary of the previous gym director. The weekly student newspaper, *The Buchtelite*, ran the headline:

"HEISMAN! HEISMAN! Rah! Rah! Rah!"

Alas, John W. Heisman's association with Buchtel wasn't a long or especially satisfying one for him – the faculty and trustees got together and legislated his job out of existence. But it did have its moments. In 1894, when he technically wasn't even working for the college, Heisman engineered a 12-6 win over Ohio State. He played quarterback in the game to boot.

After retiring from coaching, Heisman served as the New York City Downtown Athletic Club's first athletic director, starting in 1930. The club awarded its first trophy to the nation's top college football player in 1935 and renamed the trophy in memory of Heisman when he died a year later at age 66.

## THE WAGON WHEEL

According to legend, the "Wagon Wheel" came into being in the spring of 1870 when John R. Buchtel, an Akron industrialist, at the insistence of Rev. Andrew Willson of the Kent Universalist Church, set out for Kent in search of a site for a proposed college. However, his wagon became bogged down in the mud where Kent State University is currently located, the horses broke



away and left bits and pieces of the carriage scattered, including one of the wheels, which remained wedged in the mud.

Buchtel eventually found his way back to Akron, where he settled on a site for Buchtel College, the forerunner of the present University of Akron.



During construction of a pipeline along the Western Reserve Trail in 1902, the wheel was discovered and eventually became the property of Dr. Raymond Manchester, who in 1945 as the Kent State Dean of Men, suggested the wheel be set up as an award to the winner of the annual Akron-Kent State football game.

Manchester had the wheel painted blue and gold, the school colors of both schools, and it has been a prized trophy ever since. Each spoke bears a plaque verifying the score of each game.

In 1946, Kent State defeated the Zips, 13-6, to capture the Wagon Wheel Trophy. After a KSU win in 1954, the series between the two schools went into hibernation. Not until Sept. 9, 1972, was the series revived. In that game, played at the Rubber Bowl, 25,131 saw UA grab a 13-0 lead, but KSU battled back to score 13 fourth-quarter points, and the contest ended in a tie. Akron was then awarded custodial rights for a two-year period for its first possession of the prized trophy since its inception.

The Zips are 21-23-1 since the introduction of the Wagon Wheel Trophy. In 2011, the Wagon Wheel was the inspiration behind the creation of the Crystal Clinic Wagon Wheel Challenge. The Wagon Wheel Challenge broadened the Akron-Kent State rivalry to include all 14 NCAA varsity sports that are sponsored by both programs (see page 15 for more information on the Crystal Clinic Wagon Wheel Challenge).

# AKRON TRADITIONS



## AKRON'S FIRST BOWL

Gordon Larson's Zips and Louisiana Tech met up for the College Division Mideast Region Championship in the 1968 Grantland Rice Bowl in Murfreesboro, Tenn. It was the first bowl appearance for both teams.

## AKRON HAS NCAA FIRST IN '76 BOWL

The first overtime game in the history of the NCAA playoffs occurred at Akron's Rubber Bowl when the Zips met Northern Michigan in the second round of the Division II playoffs, a game called the Knute Rockne Bowl on Dec. 4, 1976.



## AKRON'S FIRST 1-A BOWL

After winning its first Mid-American Conference Championship, a dramatic 31-30 win over Northern Illinois on Dec. 1, 2005, The University of Akron earned a berth to its first bowl as an NCAA Division I-A member.

The Zips, who won that MAC title game at Detroit's Ford Field, returned to the venue 25 days later (Dec. 26) for the Motor City Bowl to face the Memphis Tigers, a team that featured one of the nation's top running backs, DeAngelo Williams.



## AKRON'S FIRST FBS BOWL WIN

After a 10-year drought, the Akron Zips returned to bowl play, under head coach Terry Bowden, and registered the first Division I Football Bowl Subdivision (FBS) victory in school history with a 23-21 win over Utah State in the Famous Idaho Potato Bowl in Boise on Dec. 22, 2015.


*Full postseason/bowl recaps and stats are located in the bowl section (pp. 180-195).*

## UA MAKES FIRST DIVISION I-A JUMP

In 1987, the stage was set. It had been 20 months since Dec. 18, 1985 when, amid a crush of national media interest, Gerry Faust was introduced as Akron's new head football coach. The University of Akron was anxious to make the move to I-A football from I-AA. The Zips would become the first team since the NCAA created I-AA in 1978 to move up to the I-A level. The transition, however, was not an easy one.

The great debate was, should Akron, coming off a Division I-AA playoff season, leave the Ohio Valley Conference for the greener pastures of I-A?

With a bid to join the Mid-American Conference having already been rejected, Akron would have to compete as an independent in all sports – without a conference to call home.



*Gerry Faust helped to take Akron football to the next level, coaching the school's first-ever NCAA I-A team in 1987.*

On the upside, Akron was feeling growing pains and had already tasted success at the next level with wins over such I-A schools as Kent State and Eastern Michigan. Still, much work had to be done before the NCAA would consider the Zips' application.

Akron had to meet several criteria expected of all Division I-A schools. The Zips already met the criteria of having a stadium which seated

30,000 and sponsoring at least eight men's sports and seven women's sports. Where UA was lacking was in the attendance department. Division I-A schools were required to average 17,000 paid attendance per game in a season or 20,000 once every four years. With a late-season ticket drive in 1985, the Zips boosted their per game average to 18,137.


Next, Akron had to revamp its schedule so that at least 60 percent of its opponents were I-A schools. With new coach Gerry Faust on board, the Zips scheduled games against Western Michigan, Kent State, Eastern Michigan, Temple, Oregon State, Louisville and Northern Illinois for the fall of 1987. The Zips also realized that the move up would come at a price. The athletics department saw its budget increase from \$1.5 million in 1982-83, to \$4.26 million for the 1987-88 school year.

On June 23, 1987, Akron's application was approved on a three-year basis.

# AKRON TRADITIONS

## RING OF HONOR

ZIPS RISE TOGETHER



#89

**CHRIS ANGELOFF**

**Tight End  
1974-75**



#5

**CHARLIE FRYE**

**Quarterback  
2001-04**



#33

**JASON TAYLOR**

**Defensive End  
1993-96**



**JIM DENNISON**

**Head Coach  
1973-86**



**GORDON LARSON**

**Head Coach  
1961-72**

On Oct. 11, 2003 when the Zips hosted Cal Poly, The University of Akron held its inaugural induction of former players and teams into the Ring of Honor. Former head coach Jim Dennison, former player Chris Angeloff and two of the most successful squads in school history, the 1968 team and 1976 team squads, were honored.

Since then, NFL great Jason Taylor (2004) and former head coach Gordon Larson (2005) have been inducted.

On Black FryeDay 2015, former Zips' quarterback Charlie Frye became the seventh inductee overall and third player to be inducted into the Ring of Honor.

**Jim Dennison**, the all-time winningest coach (by victories with 80) in UA history, was in charge of the Zips from 1973 to 1985 and led them to the finals of the 1976 NCAA Division II playoffs where they fell to Montana State, 24-13, in the Pioneer Bowl. He was the 1976 Kodak National Coach of the Year, the first coach

to lead the Zips to a 10-win season, and 80-62-2 all-time at Akron.

A standout player under Dennison, **Chris Angeloff** died tragically from cardiac arrest during the Sept. 6, 1975 season opener versus Marshall. He was a two-time letterman at tight end and, as a sophomore, caught seven passes for 106 yards and two touchdowns. Angeloff's number 89 was retired in his honor and his memory lives on with the Chris Angeloff Scholarship.

**The 1968 team**, coached by Larson, played in Akron's first-ever bowl game, the Grantland Rice Bowl. That squad, led by All-Americans Don Zwisler (QB) and Dan Ruff (WR), went 7-3-1 and eventually lost to a Terry Bradshaw-led Louisiana Tech squad, 33-13, in the bowl game.


**The 1976 team**, coached by Dennison and featured first-team All-Americans Mark Van Horn and Steve Cockerham, went 10-3 and played for the NCAA Division II championship, where they

fell to Montana State. In reaching that championship game, Akron defeated UNLV, 27-6, in the first round and Northern Michigan, 29-26, in the second game, called the Knute Rockne Bowl.

In 2004, **Jason Taylor** was added to the Ring of Honor when the Zips hosted, and defeated in dramatic fashion, Marshall on Nov. 5 in an ESPN2 telecast. Taylor was a first-team All-Mid-American Conference honoree for the Zips in 1996 before becoming a third-round draft pick of the Miami Dolphins in 1997. Taylor entered the NFL holding the Akron records for sacks in a season with 10, sacks in a career (21) and TFL for a career (41). Taylor, a six-time Pro Bowl selection, was named the 2006 Associated Press NFL Defensive Player of the Year and was named the NFL's Walter Payton Man of the Year for the 2007 season. He was inducted into the Pro Football Hall of Fame in 2017.

# AKRON TRADITIONS

TEAMS: 1968 | 1976



**Gordon Larson** was honored posthumously in Oct. 1, 2005. Not only did he lead the Zips to their first ever bowl game, he is the program's all-time winningest coach in terms of percentage, going 74-33-5 (.683), and only had one losing season in his 12 years (1961-72) at the helm.

UA's most honored quarterback, **Charlie Frye** started in 45 of 46 games over his career. He set 54 school records and became the 16th quarterback in NCAA history and the third in Mid-American Conference history to pass for over 2,000 yards for all four seasons. While throwing for 11,049 yards, including 3,549 in 2003, which is the single-season record, Frye had 14 career 300-yard passing games, including a school record 436-yard performance in his career finale against Miami. He completed 913 of 1,436 passes for 64 touchdowns, all UA

career records. In 2004, Frye became the first UA player to receive the MAC's Vern Smith Leadership Award, the highest honor given to a Conference football student-athlete. He guided UA to a 6-2 MAC record to finish second in the East Division as a senior in 2004, and was named second-team All-MAC. Frye went on to earn the Most Valuable Player Award in the 2005 Senior Bowl.

Each of the inductees is honored with a plaque ringed around the inside of InfoCision Stadium-Summa Field.

<i>Ring of Honor Inductees</i>	<i>Year Inducted</i>
Jim Dennison	2003
Chris Angeloff	2003
1968 Team	2003
1976 Team	2003
Jason Taylor	2004
Gordon Larson	2005
Charlie Frye	2015

# #89

## CHRIS ANGELOFF

Tight End | Jr. | 6-4 | 220

Berea, Ohio  
1955-1975



### THE CHRIS ANGELOFF SCHOLARSHIP

The Chris Angeloff Scholarship was established in memory of Chris Angeloff, a junior starting tight end, who collapsed and died of cardiac arrest during UA's 20-8 victory over Marshall in the Acme-Zip Game on Sept. 6, 1975.

His teammates voted to retire his jersey, the first such tribute paid to a UA football player and the only one to date.

Angeloff, 20, was leaving the field on a possession exchange midway through the second period, got to the sidelines and collapsed. As many as seven doctors tried to revive him.

A native of Erie, Pa., Angeloff had become a starter as a sophomore. An accounting major, he carried a 3.20 GPA. He was the son of Carl and Mary Angeloff.

At the request of the family, income from the endowed fund is applied to athletic scholarships. Funds are derived from contributed memorials.

ZIPS RISE TOGETHER

# THE RUBBER BOWL

ZIPS RISE TOGETHER



Opened in 1940, The University of Akron's Rubber Bowl was the largest (tied) football stadium in the Mid-American Conference, and was the second largest collegiate stadium in the state of Ohio. With a final-year capacity at 31,000 in 2008, The Bowl was runnerup to Ohio State's Ohio Stadium which packs in 101,568.

As far as MAC stadiums go, the Rubber Bowl was tied with UB Stadium (Buffalo) as the largest in terms of seating capacity.

The Zips' horseshoe-shaped home was a gathering spot for Northeast Ohio football fans and event goers for 66 years. In 1999, UA football fan No. 3,000,000 passed through the Rubber Bowl turnstiles, marking six decades of Zips gridiron action at The Bowl.

The site of 324 UA football contests, 19 preseason Cleveland Browns' games, a regular-season NFL game in 1952, over 1,500 high school games (including dozens of OHSAA playoff games), as well as many soccer matches and scores of concerts and shows, the Rubber Bowl has stood the test of time.

In 1940, the UA football team abandoned well-worn Buchtel Field to play at the municipally owned Rubber Bowl.

The Bowl began to develop under the plans of B.E. "Shorty" Fulton in 1933. With the help of the Civil Works Authority, Fulton had 180,000 cubic yards of dirt carved out of the side of the hill neighboring Akron Municipal Airport. Fulton, the airport manager, turned the site into a recreation area.

Then in 1939, civic-minded citizens, headed by C.W. Seiberling and James Schlemmer, sports editor of the Akron Beacon Journal, raised \$30,000 to help construct the stadium on the site. The amount was raised by subscribing \$1 from 30,000 Akronites. A federal grant of \$516,000 was obtained and construction began. The stadium was dedicated before 37,000 people on Aug. 10, 1940.

Akron opened its playing history in the Rubber Bowl on Oct. 5, 1940, against Western Reserve, before 17,472 spectators. Although the Zips lost 6-0, the Rubber Bowl has since been an excellent home field, as evidenced by UA's overall mark of 190-119-10 (61 percent).

In June 1971, the University accepted the title to the Rubber Bowl, paying \$1 for the facility, from the City of Akron and began a program of refurbishing the stadium. University trustees authorized \$175,000 for improvements. First priority went to a lighting system which increased illumination of the field by more than five times.

The most striking improvement took place in the summer of 1973. Spearheaded by a gift of \$200,000 from Elza E. Hopkins and Clarkins Stores, and a community wide fund-raising drive directed by the Touchdown Club that provided more than \$160,000, the University was able to install an all-weather artificial surface. Installation of AstroTurf got UA and area high school football teams "out of the mud."

That same year, the Cleveland Browns' played their 19th (and last) preseason football game at The Bowl. The New York Giants defeated the

Browns, 21-10, in front of 30,751 spectators. The Cleveland franchise had a 14-5 mark at The Bowl and attracted more than one-half million fans.

In 1983, after 10 years, a new carpet was installed at a cost of more than \$500,000. The funds to pay for the repairs and installation came from a UA bond issue. In 1991, more than \$100,000 was contributed by the Coca Cola Bottling Company of Ohio, Summa Health Systems, National City Bank of Ohio and the Varsity "A" Association to purchase a new scoreboard.

Prior to the start of the '94 season, the University Board of Trustees authorized funds of about \$750,000 to fix the facility's drainage system and apply new artificial turf to the floor of the Zips' football home. The stadium also got a complete paint job and the seats were refurbished.

A new AstroPlay surface was installed prior to the 2003 season.

The final game in the Rubber Bowl was a classic. Akron and Buffalo, co-MAC East leaders at the time, battled to four overtimes before the Bulls pulled out a 43-30 victory before a national ESPNU television audience. Dennis Kennedy ran for 142 yards with three touchdowns and caught five passes for 121 yards, while Chris Jacquemain passed for 295 yards and two scores.

In the 324 University of Akron football games played in the Rubber Bowl, the Zips posted a 191-123-10 record.

# AKRON TRADITIONS

## RUBBER BOWL TIMELINE

- **First UA Football Game:** Oct. 4, 1940 – Akron 0 Western Reserve 6; 17,472 spectators in attendance.
- **First UA Win in the Bowl:** Nov. 9, 1940 – UA defeated arch-rival Kent State, 23-7.
- **First Acme-Zip Game:** Sept. 25, 1954 – UA dropped the contest to Wittenberg, 12-7, before 21,269 fans—the most to ever attend a UA football game to date.
- **25th UA Win in the Bowl:** Oct. 10, 1957 – UA shutout Ohio Wesleyan, 20-0.
- **First Sellout Game:** Sept. 30, 1961 – A record-breaking mark of 35,061 saw UA shutout Denison, 28-0. Prior to the game, the Zip soccer team upset defending NCAA National Champion St. Louis, 3-2.
- **50th Win in the Bowl:** Sept. 17, 1966 – the Zip gridders defeated Northern Michigan, 18-10.
- **Kicking Field Goals Wins Game:** Oct. 22, 1966 – Junior offensive guard Dave Kosoy kicked three field goals and broke a 42-year old UA record in a, 9-6, win over Baldwin Wallace. His winning 37-yard kick came with only a minute left in the Homecoming contest.
- **Zips Leave Ohio Conference with Win:** Nov. 9, 1968 – Akron bid farewell to Ohio Conference opposition by disposing of its champion, Baldwin Wallace, 59-19. BW had a 7-0 record coming into the Rubber Bowl. The 59 points was a modern era record (since 1900) and helped propel UA to its first post-season bowl game – the Grantland Rice Bowl.
- **Big Win Propels UA To Great Season:** Sept. 20, 1969 – While on the way to matching UA's best record ever, a 9-1 mark, breaking 32 UA records and finishing with the football team's highest national ranking ever – third in the AP college division poll – the Zips upset favored Tampa, 40-0, before an Acme-Zip Game crowd of 42,869. Little All-American halfback Jack Beidleman scored four TDs to lead the UA attack.
- **1971 Team Produces Two Last-Minute Victories:** Sept. 25, 1971 – With 39 seconds remaining, Little All-American defensive halfback Mike Hatch was spectacular in returning a punt 74 yards before tossing an over-the-head lateral, while being tackled, to Pat Coughenour for the final yard of the winning TD over Western Illinois, 14-7. One week later (Oct. 2), with only 24 seconds remaining, quarterback Mic Hutton directed the Zips from their own 33 yard line to the Ball State 21, where kicking specialist, Tom Budziszewski, booted a 38-yard field goal as time expired for a 10-7 victory.
- **75th UA Win in the Bowl:** Oct. 17, 1972 – A shutout of Northern Michigan, 49-0.
- **UA's Winningest Coach Gets First Win/Bowl Gets Artificial Turf:** Sept. 15, 1973, head coach Jim Dennison, who would go on to compile an 80-62-2 record, directed UA to his first collegiate win, 51-19, over Butler before 37,384 fans. That crowd was also thrilled earlier as they watched aerialist Karl Wallenda cross a 600 foot wire, 75 feet above the new artificial turf, which included a head stand in the middle.
- **UA's Saddest Day:** Sept. 6, 1975 – In Akron's 75th season of football, 20-year old junior starting tight end Chris Angeloff, collapsed and died of a cardiac arrest during its 20-8 victory over Marshall. Angeloff's jersey number, 89, was retired, the first such tribute paid to a UA football player.
- **100th UA Win in the Bowl:** Nov. 18, 1978 – Akron, led by freshman tailback Terry Cameron, who ran for a record-breaking five TDs, defeated Northern Iowa, 39-28.
- **Another Nail Biter:** Oct. 18, 1975 – Jim Dennison said, "This had to be the greatest victory for any team that I've been associated with." With 1:28 left in this game with Temple, UA held a 17-16 lead and the Owls were facing a second-and-28-yard situation at their own eight yard line. However, two pass plays later – the last for a 56-yard TD – appeared to give Temple its win. Undaunted, the Zips started at their own 22 with 54 seconds remaining.

Quarterback Tom Kot hit split end Glenn Evans with a 16-yard sideline pass and then one for 38. Two incomplete passes later, Kot found Evans open over the middle and he broke one tackle on his way to the tying score with 18 seconds left. Jim Embick added the extra point for the 24-23 win.

- **Highest Point As A NCAA II Member:** On back-to-back weekends, UA captured its first NCAA playoff victory by downing UNLV, 27-6, on Nov. 27, 1976, and in the ABC nationally televised Knute Rockne Bowl, a very cold and windy Dec. 4, the Zips defeated the defending national champions, Northern Michigan, 29-26, in the first overtime game in NCAA playoff history. A Hollywood script writer couldn't have written it any better for, arguably, the most exciting game the Zips ever played in the Rubber Bowl. UA had to overcome four turnovers, stared defeat in the face and, with one second remaining, Jim Embick booted a 35-yard field goal to deadlock the contest, 23-all. In overtime, after a Wildcat field goal, quarterback Marty Bezbatchenko sneaked one yard into the end zone on UA's fourth play for Akron's 10th win – the most ever in the school's football history. Jim Dennison, due to UA's accomplishments, became the only UA football coach to ever be voted Ohio Coach of the Year and National College Coach of the Year.
- **Rival Revival:** Sept. 6, 1979 – a blocked punt by defensive back Mark Padrutt that led to a 25-yard field goal by Andy Graham gave UA the margin it needed to defeat arch rival Kent State, 15-13, for the first time in 38 years.
- **OVC Highlight:** Nov. 5, 1983 – On the way to a second place finish in the Ohio Valley Conference and an excellent 8-4 season, UA rolled over long-time rival and a fellow OVC member Youngstown State, 49-21, behind the running of record-breaking senior tailback James Black. Black, who was later voted the OVC Offensive Player of the Year, broke a 17-year old rushing mark with 246 yards on 40 carries.
- **The Faust Era Begins:** Sept. 6, 1986 – Head Coach Gerry Faust, in his first game with UA, directed the Zips to a 35-0 victory over Salem. On Oct. 16, 1986, the Zips made their first appearance on ESPN, a 24-13 win over Murray State.
- **MAC Champion Defeated:** Sept. 19, 1987 – The Zip defense keyed the victory over eventual Mid-American Conference Champion and California Bowl victor, Eastern Michigan, 17-16. With 1:58 to play the UA defense stopped EMU's two-point conversion try and in the final play of the game, middle guard Pierce Joiner blocked a 52-yard field goal attempt.
- **The Most Points by Two Teams:** Nov. 24, 2001 – In the 2001 season finale, Akron and Eastern Michigan battled to a triple overtime thriller with the Zips claiming a 65-62 victory. The 127 points between the schools is the most scored by two teams in Rubber Bowl history and the most points scored in MAC history. Also, the 65 points set the new standard for most points in a game – a feat the Zips would tie on Sept. 20, 2003 in a 65-7 win over Howard.

- **The Marshall Win:** Nov. 2, 2002 – Known more for the visual of seeing Marshall's linemen carrying Byron Leftwich down the field, Akron was the team that came out the victor as Charlie Frye threw for one TD and ran for another as the Zips upset No. 25 Marshall, 34-20.
- **The Marshall Win II:** Nov. 5, 2004 – In J.D. Brookhart's first season, Jason Swiger hit a 34-yard field goal as time expired to give the Zips a 31-28 victory over the Thundering Herd. The Zips trailed 28-7 in the third quarter and scored 24 unanswered points, including a TD with 48 seconds left and getting the on-side kick to set up the win.
- **The Snow Bowl:** Nov. 24, 2005 – Played in blizzard conditions, Akron crushed arch-rival Kent State, 35-3, to win the MAC East Championship and eventually the program's first overall MAC title.
- **The Last Wagon Wheel Game in the Bowl:** Sept. 22, 2007 – Akron scored 17 fourth-quarter points to claim a 27-20 victory over Kent State in the last Wagon Wheel game played at the Rubber Bowl. Reggie Corner had a key interception to set up UA's go-ahead touchdown and Davanzo Tate intercepted a pass in the endzone as time expired to preserve the win.
- **The Last Game in the Rubber Bowl:** Nov. 13, 2008 – An ESPN telecast allows the nation to see the final game and see co-MAC East leaders Akron and Buffalo battle for supremacy. The Bulls pulled out a 43-40 four-overtime win.

## OTHER MEMORIES

- **The NFL Visits:** Nov. 27, 1952 – A regular-season NFL game was played at the Rubber Bowl as legendary coach George Halas led his Chicago Bears in a game versus the Dallas Texans. The Texans upset the Bears, 27-23, in what was the only win in the franchise's history. The Cleveland Browns also played 19 preseason games at the Rubber Bowl, going 14-5 in the facility.
- **Red Saves UA Football:** 1953 – With the program floundering and near extinction, athletics director since 1948, Kenneth "Red" Cochrane took over the Zips' program in 1952. The following year, Akron won six games, its most since 1938.
- **Actual Firsts for Turf:** While Akron's first game on artificial turf was Sept. 15, 1973, there were two events prior. St. Vincent-St. Mary and Garfield High School played the first game on the new surface on Sept. 7. The following day, the Browns hosted the Giants in an exhibition game.
- **Other Events:** The Rubber Bowl has hosted car races and concerts, most notably the Rolling Stones and Jefferson Airplane. Also, the Rubber Bowl has been the home of numerous Akron high school games as part of the annual City Series.



# INFOCISION STADIUM—SUMMA FIELD

ZIPS RISE TOGETHER



## INFOCISION STADIUM - SUMMA FIELD TIMELINE

- **August 1, 2007:** The University of Akron's Board of Trustees approved the financing and construction plans for such a facility. Shortly after UA president Dr. Luis Proenza and other dignitaries held a press conference to celebrate the news.
- **January 25, 2008:** Construction officially began as old UA dorms were torn down, and city streets were allowed to be closed.
- **February 18, 2008:** After the demolition came the start of the excavation process.
- **April 4, 2008:** The mood on The University of Akron campus was festive at the ceremonial ground-breaking.
- **October 21, 2008:** One of the last formal ceremonies in the history of the facility as University officials celebrated the "Topping Off Ceremony" indicating the top-most beam was placed on the top of the press tower.
- **Sept. 12, 2009:** First game was a 41-0 Akron victory over Morgan State.

## INFOCISION STADIUM - SUMMA FIELD FACTS:

- Opened: September 12, 2009 - Akron 41, Morgan State 0
- Capacity of 30,000, official sellout is 27,881
- Club Seats: 522 (individual, partially-covered chairback seats).
- Loge Seats: 152 (open-air, but covered - 38 boxes, four seats per box).
- Suites: Total of 17 - 16 private suites with 16 seats per suite; one 52-seat "Presidential Suite" for the University.
- Three elevators with an additional service elevator.
- State-of-the-art video board with scoreboard and dynamic sound system. Also there are ribbon boards to compliment the main video board on the east side fascia.

- Number of Rest Rooms: 21 (heated, ADA compliant, baby-changing stations) - 11 on the west side and 10 on the east side.
- Number of Full-Service Concession Locations: 10 - 5 on each side with a food court area.
- Number of Merchandise Locations: 2 - Full Team Shop on the west side and one merchandise location on the east side.

- Number of Ticket/Will Call Locations: 3 - Full Ticket Office and auxiliary location on the west; 1 auxiliary location on the east.
- Cost of construction for football stadium complex and endzone facility was \$61.6 million.

### Press Tower Levels:

- Level 1: Concourse (rest rooms, concessions, souvenirs, tickets) and House of LaRose Lobby (elevator entrance).
- Levels 2-4: up to 80,000 square feet of academic space to be used six days a week by the University and Athletics. Levels 3 and 4 have already been programmed for the Sport Science and Wellness Education Department, which began conducting classes in January 2010.
- Level 5: Huntington Club Level - Lobby/Hospitality Area for Loge Seats and Club Seats (also available to the general public for meetings, receptions, etc.).
- Level 6: Suites.
- Level 7: Press Level.

## INFOCISION STADIUM - SUMMA FIELD

<b>Akron's Record:</b>	25-40
<b>First Full Season:</b>	2009
<b>Full Seasons:</b>	11
<b>First Game:</b>	Sept. 12, 2009
<b>First Night Game:</b>	Akron 41, Morgan State 0
<b>First Night Game:</b>	Nov. 13, 2009
<b>Longest Akron Win Streak:</b>	Temple 56, Akron 17
<b>Unbeaten Seasons:</b>	Five games
<b>Best Season:</b>	Oct. 7, 2017 to Sept. 8, 2018
<b>Best Season:</b>	5-1 in 2017
<b>Capacity:</b>	30,000
<b>Largest Crowd:</b>	27,881
<b>W, 41-0 vs. Morgan State</b>	Sept. 12, 2009

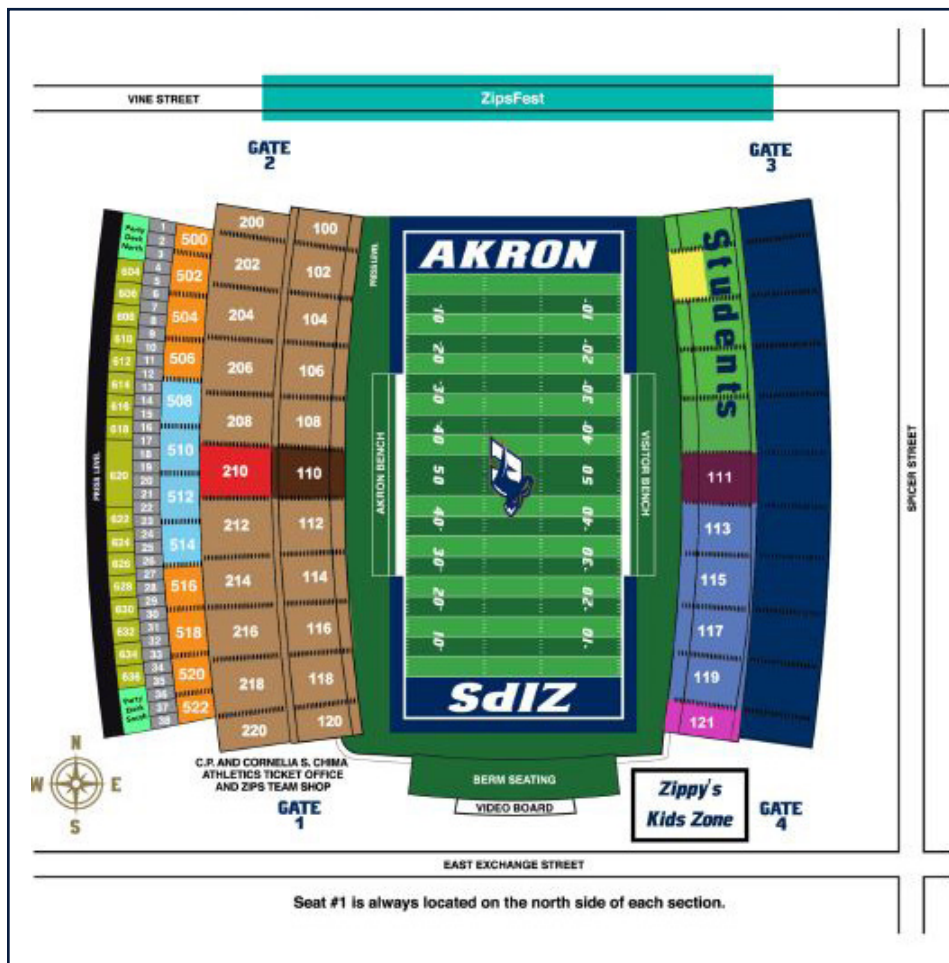
RECORDS & ATTENDANCE				
Season	#	Record	Total	Avg.
2009	6	3-3	104,293	17,382
2010	6	1-5	61,108	10,185
2011	6	1-5	94,405	15,734
2012	6	1-5	55,652	9,275
2013	6	3-3	107,101	17,850
2014	6	4-2	55,019	9,170
2015	6	3-3	108,098	18,098
2016	6	2-4	62,021	10,336
2017	6	5-1	117,416	19,569
2018	5	2-3	92,575	18,515
2019	6	0-6	107,752	17,959
<b>TOTALS (11 seasons)</b>				
	65	25-40	965,930	14,860

## NORTH ENDZONE FACILITY

- First Floor (Field Level): FOOTBALL GAME DAY FACILITIES - team meeting/locker room for both the Zips and high schools, coaches meeting/locker room, press room, and rest room/shower area. SPORTS MEDICINE OPERATIONS - treatment/taping area, rehabilitation area, hydrotherapy room, examination/X-ray room, two offices and storage.
- Second Floor: Locker rooms and team lounges for Akron's men's soccer, women's soccer, baseball, and softball teams. Also houses a full-service laundry facility for those programs.



# AKRON TRADITIONS



## TOP 15 HOME ATTENDANCE

AT INFOCISION STADIUM-SUMMA FIELD

[2009 - present]

- 27,881 \* Morgan State  
W, 41-0 ..... Sept. 12, 2009
- 23,425 Pittsburgh  
L, 7-24 .....Sept. 12, 2015
- 22,811 Iowa State  
L, 14-41 .....Sept. 16, 2017
- 22,692 Kent State  
L, 3-26 ..... Oct. 12, 2019
- 22,437 Miami  
L, 17-41 ..... Oct. 6, 2018
- 21,683 Kent State  
W, 24-14 ..... Nov. 21, 2017
- 21,414 Ohio  
L, 3-52 ..... Nov. 26, 2019
- 20,802 Kent State  
W, 28-20 ..... Nov. 7, 2009
- 20,239 Kent State  
W, 16-7 ..... Nov. 2, 2013
- 20,199 Ball State  
W, 31-31 ..... Oct. 7, 2017
- 19,889 Kent State  
L, 3-35 ..... Nov. 12, 2011
- 19,775 Ohio  
L, 3-43 ..... Oct. 5, 2013
- 19,653 James Madison  
W, 35-33 .....Sept. 7, 2013
- 18,981 Central Michigan  
L, 6-14 ..... Oct. 31, 2015
- 18,972 UAB  
L, 20-31 .....Sept. 7, 2019

\*sellout

## LARGEST ROAD CROWDS

[2009 - present]

- 107,120 at Michigan  
L, 24-28 ..... Sept. 14, 2013
- 105,001 at Ohio State  
L, 0-42 .....Sept. 3, 2011
- 104,968 at Penn State  
L, 7-31 .....Sept. 5, 2009
- 101,684 at #6 Penn State  
L, 0-52 .....Sept. 2, 2017
- 97,354 at Penn State  
L, 3-21 .....Sept. 6, 2014
- 85,370 at Oklahoma  
L, 3-41 .....Sept. 5, 2015
- 81,719 at Tennessee  
L, 26-47 .....Sept. 22, 2012
- 77,331 at #10 Wisconsin  
L, 10-54 .....Sept. 10, 2016
- 64,014 at Kentucky  
L, 10-47 .....Sept. 18, 2010
- 54,028 at Iowa State  
L, 13-26 .....Sept. 22, 2018

ZIPS RISE TOGETHER

# AKRON TRADITIONS

## VARSITY "A" HALL OF FAME

Formed in 1975, The University of Akron's Sports Hall of Fame recognizes student-athletes, coaches, and administrators who have distinguished themselves either by virtue of their outstanding performance on or with a University intercollegiate athletic team.

Additionally honored are individuals who have given meritorious service on behalf of University intercollegiate athletics and varsity letterwinners who have had exceptional achievement in their occupational field. There have been 106 former football players inducted into the hall of fame. In 2016, the 1976 Football team was named the Team of Distinction.

The Hall of Fame induction ceremony is now a part of Homecoming festivities.

Football inductees are listed below. For the complete list for every sport, visit [GoZips.com](http://GoZips.com).



*The 2019 HOF CLASS: Front row (LTO R)- Jim Grove (Cochrane Service Award), Latrese Taylor Sanders (track & field), Keith Dambrot (coach, men's basketball), Dr. David Axner (Krino Achievement Award). Back row- Stevi Large Gruber (track & field), Cadeau Kelley (track & field), Randy Ecrement (baseball), James "Dru" Joyce (basketball), and Andy Alleman (football).*

ZIPS RISE TOGETHER



THE 2016 TEAM OF DISTINCTION - THE 1976 FOOTBALL TEAM

## AKRON TRADITIONS

## VARSITY "A" HALL OF FAME INDUCTEES

**Team of Distinction**

1976 Football, 2016

Dave G. Adolph, 1980  
 Andy Alleman, 2019  
 Isavelt Amison, 1981  
 Michael Andy, 2012  
 David G. Arango, 1995  
 Jabari Arthur, 2018  
 Floyd P. Azar, 1977  
 Art Bailey, 1978  
 Robert Bauer, 1988  
 Jack E. Beidleman, Jr., 1980  
 Bruce W. "Scotty" Bierce, 1975  
 James R. Black, 1992  
 Earl O. Boedicker, 1984  
 Thomas G. Boggs, 1983  
 Jim Braccio, 1990  
 Dennis Brumfield, 1992  
 Tony Butowicz, 1978  
 Richard J. Case, 1991  
 Michael K. Clark, 1996  
 Charles H. Cobb, 1994  
 Kenneth "Red" Cochrane, 1975  
 Steve Cockerham, 1987  
 Charles J. Costigan, 1993  
 Park "Tumble" Crisp, 1976  
 Carl V. Daum, 1977  
 Ken Delaney, 1989  
 Tom DeMarco, 1990  
 George E. Deo, 1984  
 Zac Derr, 2011

Robert M. Dombroski, 2006  
 Ollie Dreisbach, 1979  
 Glenn Evans, 1986  
 Mike Fernella, 1978  
 Frank Fisher, 1978  
 Ignatius Florin, 1984  
 Ben Flossie, 1979  
 Charlie Frye, 2014  
 Harold E. Frye, 1977  
 Andy Graham, 1993  
 Wayne Grant, 1997  
 Ray Greene, 1985  
 Bill Hadden, 2016  
 Art Haley, 1979  
 Mike M. Hatch, 1982  
 Robert E. Hatherill, 2001  
 Dennis A. Heckman, 1994  
 Earl Hensal, 1976  
 Al Hodakievic, 1990  
 Dave Holian, 1984  
 Rick Holman, 2013  
 Russell Holmes, 1996 #  
 Lee R. Jackson, 1975  
 Hayes Jenkins, 1976  
 Verlin Jenkins, 1976  
 Lillbern "Nubs" Johnson, 1982  
 Christopher J. Kelley, 1999  
 Clarence Kelly, 2007  
 Alan A. Kerkian, 1995  
 Russ Klaus, 2012  
 Edwin L. Kregenow, 1977  
 Mike Krino, 1976

John A. Lahoski, 1975  
 Jeff Lake, 2013  
 Frank Lomax, 1987  
 Edward E. Lopeman, 1994  
 Robert Lyons, 2005  
 Andrew W. Maluke, 1975  
 Joe Mazzaferro, 1976  
 Dick Miller, 2002  
 Tony Pallija, 1985  
 Clarence A. Palmer, 1980  
 Joseph Papp, 1988  
 Charles Parnell, 1988  
 Ron Pasquale, 2017  
 Bradley J. Reese, 1992  
 Gerald M. Reeves, 1977  
 Frank W. Rockwell, 1982  
 Virgil Rogers, 1989  
 Marion Rossi, 1986  
 Billy Rudison, 2011  
 Dan Ruff, 1980  
 C. Willard Russell, 1994  
 Mario Russo, 1976  
 Eric E. Schoch, 1991  
 Donald E. Schutz, 1993  
 Roderick Scott, 2007  
 Gene Scruggs, 1979  
 Darrington Seals, 1989  
 James S. Semester, 1998  
 Wilson Sparkhawk, 1985  
 Carl Spessard, 1984  
 Bill Sturgeon, 1979  
 Clarence M. Swigart, 1983

Jason Taylor, 2007  
 Ed Toth, 1981  
 John Travis, 2004  
 Carl Tsaloff, 1978  
 Ronald A. Ulrich, 1996  
 Mark Van Horn, 1988  
 John Verdon, 2004  
 Frank "Whitey" Wahl, 1976  
 Ralph "Fats" Waldsmith, 1978  
 Frank "Doc" Wargo, 1978  
 Paul Winters, 1989  
 Frank C. Witwer, 1991  
 Frank A. Zazula, 1975  
 Joseph M. Zemla, 1977  
 Guy "Red" Zimmerman, 1976  
 Don Zwisler, 1981

*#-Inducted for football and basketball*

*Year listed after each name indicates induction class*

# AKRON TRADITIONS

## THE EVOLUTION OF ZIPPY

The evolution of Zippy, The University's mascot, began more than 60 years ago when the student council, under president Dave Frye and committee for a mascot chairman Bob Savoy (an All-American diver for UA), decided the University needed a mascot.

"Zippy" the kangaroo was officially declared UA's mascot on May 1, 1953.



The selection of the kangaroo for a mascot brought forth the wrath of The Buchtelite and the Akron Beacon Journal as the name was chosen without the benefit of a campus-wide vote.

There was support for the new mascot with defenders saying, "the kangaroo is fast, agile and powerful with undying determination - all the necessary qualities of an athlete."



ZIPS RISE TOGETHER

## WHERE DOES "ZIPS" COME FROM?

One of the unique nicknames in all of intercollegiate athletics belongs to the University of Akron. Originally Zippers, athletics director Kenneth "Red" Cochrane officially shortened the nickname to the Zips in 1950. Twenty-five years earlier a campus-wide contest had been conducted to choose a nickname for the University's athletics teams.

Suggestions submitted by students, faculty and alumni included Golden Blue Devils, Tip Toppers, Rubbernecks, Hillbillies, Kangaroos and Cheveliers. After a three-way vote - one by the student body, one by the University lettermen and one by the local sports writers and faculty representatives - the winner was decided on January 15, 1926.

The winner, freshman Margaret Hamlin, suggested "Zippers" the name of a very popular rubber overshoe (over 500,000 sold the first year) invented by Akron's B.F. Goodrich Company. She received a prize of \$10 for the winning suggestion, which was inspired by the \$6 pair of rubber shoes, the "Zipper Boot." Permission to use the name was granted by the Goodrich Company.

Goodrich introduced its rubber galoshes in 1923 and it made a lasting impression on the world. The footwear featured an ingenious invention, a slide fastener with interlocking metal teeth. With a quick pull of a tab, the overshoes opened wide or sealed shut.

The product's original suggested name was the "Mystik Boot," but the name just did not work for Goodrich President Bertram G. Work.

"What we need is an action word," he told a group of sales representatives. "Something that will dramatize the way the thing zips."

From that he said, "Why not call it the Zipper?"

It is difficult to imagine there was dissent back then seeing as how Zippy is one of, if not the, most beloved symbols of the University. In fact, during an 11 week long national contest, Zippy defeated all challengers. Zippy, after a first-round bye in the playoffs, cruised to victories over Syracuse's Otto in the semifinals and Minnesota's Goldy Golpher in the final to become the 2007 Capital One Mascot of the Year.



Dick Hansford, UA student council advisor, liked the kangaroo - one of the finalist names when Akron chose "Zippers" as its nickname. He recalled the suggestion was also inspired by a popular comic strip at the time named "Kicky, the fighting kangaroo."

No one recalls who made the arrangements for the first costume, but a paper-mache head was produced along with a brown furry uniform that zipped up the back. Pete Demming debuted that first mascot uniform in 1954, at the inaugural Acme-Zip Game - not as "Zippy" but as "Mr. Zip."

The first known printed reference to the mascot as "Zippy" was a 1965 Zips football press brochure. The Buchtelite's first use of the name "Zippy" came Sept. 24, 1965, in an identification of a photo of the cheerleaders listing "Mascot - 'Zippy' - Charles Huettner."

### Alma Mater

Close beside Cuyahoga's waters,  
Stream of amber hue.  
O'er old Buchtel, Summit's glory,  
Wave the gold and blue.

Hail, we Akron! Sound her praises,  
Speed them on the gale;  
Ever stand our Alma Mater,  
Akron, Hail, All Hail!



# MEET THE ZIPS

The University  
of Akron

150  
SESQUICENTENNIAL

MEET THE ZIPS

ZIPS RISE TOGETHER



#27

**BUBBA ARSLANIAN**

**LB | Jr. (R) | 5-9 | 205**  
**Aurora, Ohio | Aurora**

2020 preseason second-team All-MAC selection by *Phil Steele* and a third-team All-MAC pick by *Athlon Sports*.

**As a Redshirt Junior (2020):** SAAC representative.

**As a Redshirt Sophomore (2019):** Dean's List...played in all 12 games with seven starts at linebacker...ranked No. 9 nationally in total tackles (10.4)...finished second on defense with 125 tackles, 4.0 TFL, 2.0 sacks, two break-ups, a forced fumble, and a hurry...against Ohio, led the Zips with 10 tackles...at Miami, had 12 tackles and a hurry...against Eastern Michigan, led the Zips with 10 tackles and a break-up...at Bowling Green, tallied a career-best 19 tackles, a career-high 2.0 TFL, a sack for a loss of nine yards, and a forced fumble, the first of his career...at Northern Illinois, had 12 tackles...against Kent State, led the Zips with a career-high 15 tackles...at UMass, had nine tackles...against Troy, had six tackles...at Central Michigan, had 10 tackles...against UAB, moved into the starting line-up and racked up 10 tackles...came off the bench at Illinois to lead the Zips with 11 tackles, including six solo stops, and a sack for a loss of five yards.

**As a Redshirt Freshman (2018):** Recipient of the Harry "Doc" Smith Award...played in all 12 games with one start at Mike linebacker...one of five redshirt freshmen to play in every game...had 13 tackles on the season, including 10 solo stops and 2.0 TFL...had three solo tackles at Buffalo...had two solo stops and TFL for a loss of three yards against Miami...lettered...named Most Improved in the weight room following spring drills.

**As a Freshman (2017):** Redshirted.

**High School:** Played linebacker and fullback for coach Bob Mihalik at Aurora HS...first-team All-USA Ohio Team honoree...first-team All-Ohio...named Cleveland.com's 2016 Defensive Player of the Year and Defensive All-Star...helped the Greenmen to a 10-2 record and regional semifinal appearance...as a senior, had 137 tackles, 14 TFL, three fumble recoveries, two interceptions, a forced fumble, and a defensive touchdown...named a TWC SportsChannel Game Breaker in 2016...also played baseball and wrestled...played catcher...honorable mention All-Ohio pick in baseball...two-time All-Ohio honoree in wrestling...placed third at the 2016 OHSAA state wrestling final.

**Personal:** Fullname is Alan M. Arslanian, Jr....nickname is Bubba...parents are Alan Arslanian, Sr., and Christine Arslanian...has an older sister Samantha...criminology and criminal justice major.



**Bubba Arslanian**

**ARSLANIAN'S CAREER STATS**

DEF	G/GS	UA	A	Total	TFL	Sacks	INT	PBU	FF	FR	Blkd
2018	12-1	10	3	13	2.0-5	0-0	0	0	0	0	0
2019	12-7	51	74	125	4.0-19	2.0-14	0	2	1	0	0
<b>TOTAL</b>	<b>24-8</b>	<b>61</b>	<b>77</b>	<b>138</b>	<b>6.0-24</b>	<b>2.0-14</b>	<b>0</b>	<b>2</b>	<b>1</b>	<b>0</b>	<b>0</b>



#65

**KYLE BAUMAN**

**LS | So. (R) | 5-11 | 222**  
**North Royalton, Ohio**  
**| North Royalton**

**As a Redshirt Freshman (2019):** Dean's List...did not see game action.

**As a Freshman (2018):** Redshirted.

**High School:** Three-year letterwinner for coach Nick Civilli at North Royalton HS...saw action at left guard, center, defensive tackle, and long snapper...2017 second-team All-Suburban League honoree...team went 6-4 his senior season...three-time recipient of the Bear Award for a 3.5+ GPA during the season...also played rugby.

**Personal:** Parents are Cindy Burke and Mike Bauman...the oldest of five...has three brothers- Kevin, Owen, and Nolan- and sister Ali...emergency management and homeland security major.



#66

## RYAN BECKMAN

**OL | Fr. (R) | 6-3 | 290**  
Avon Lake, Ohio | Avon Lake

**As a Freshman (2019):** Redshirted.

**High School:** Three-year letterwinner for coach Matt Kostelnik at Avon Lake HS...All-State selection...two-time All-Southwestern Conference, two-time All-County and All-District pick...2018 Conference Lineman of the Year...started 32 games...team went 10-2 his senior season...selected for the North-South All-Star Game.

**Personal:** Son of Ted and Leanne Beckman...has two sisters- Maddie and Libby...father played football at Fairmont State...business administration major.



#99

## ERIC BENTLEY

**DL | So. (R) | 6-2 | 284**  
Akron, Ohio  
| St. Vincent-St. Mary

**As a Redshirt Freshman (2019):** Played in 10 games with four starts at defensive tackle...one of two redshirt freshmen to earn a starting nod... had 26 tackles, 2.5 TFL, a forced fumble, and a fumble recovery...at Miami, made a solo stop...against Ohio, assisted on a tackle...against Buffalo, had two tackles and recovered the first fumble of his career...against Kent State, had two tackles...at UMass, had four tackles...against Troy, had four tackles and the first forced fumble of his collegiate career...against UAB, had four tackles...at Illinois, made his collegiate debut as the starting nose tackle... finished with six tackles.

**As a Freshman (2018):** Redshirted...enrolled at Akron in January 2018.

**High School:** 2016 Associated Press Northeast Ohio Inland District Honorable Mention honoree...played defensive end for coach Marcus Wattlely at St. Vincent-St. Mary HS...helped the Irish to a 7-5 record en route to the OHSAA Division III playoffs...as a senior, had 73 tackles, including 35 solo stops, 14 TFL, four sacks, four forced fumbles, a fumble recovery, and 10 hurries...participated in the 2016 FBC Thanks4giving All-Star game...2015 Associated Press All-Ohio special mention pick as a junior...also played lacrosse as a senior.

**Personal:** Parents are Gartrell and Catherine Bentley...has an older brother Demetrius...Demetrius played linebacker at Southern University...strategic and organizational communication major.

### BENTLEY'S CAREER STATS

DEF	G/GS	UA	A	Total	TFL	Sacks	INT	PBU	FF	FR	Blkd
2019	10-4	8	18	26	2.5-4	0-0	0	0	0	1-0	0



#22

## BRANDON BISCHOF

**LB | Jr. | 6-1 | 210**  
Akron, Ohio  
| St. Vincent-St. Mary

Has played in every game of his collegiate career.

**As a Sophomore (2019):** Dean's List...played in all 12 games...saw action on kickoff, kickoff return, and punt return units...finished with seven tackles on the season...made two tackles at Bowling Green...had a solo stop at Miami...had a kickoff return at UMass.

**As a Freshman (2018):** Played in all 12 games...one of only two true freshmen to play every game...also saw action on the kickoff, kickoff return, and punt return units...finished the season with nine tackle, including a TFL...in his collegiate debut, had two tackles in the win over Morgan State...made a solo stop against Miami...assisted on tackles in the win over Central Michigan and against Northern Illinois...had four tackles at Eastern Michigan...lettered...enrolled at Akron in January 2018.

**High School:** Played linebacker for three seasons for coach Marcus Wattlely at St. Vincent-St. Mary HS...also played baseball.

**Personal:** Parents are Todd and Annette Bischof...has three brothers- Tyler, Nathan, and Garrett...Tyler played defensive back at Walsh University, while Nathan played for the Zips (2014-18)...exercise science/pre-physical therapy major.

### BISCHOF'S CAREER STATS

DEF	G-GS	UA	A	Total	TFL	Sacks	INT	PBU	FF	FR	Blkd
2018	12-0	4	5	9	0.5-1	0.0-0	0	0	0	0	0
2019	12-0	3	4	7	0.0-0	0.0-0	0	0	0	0	0
<b>Total</b>	<b>24-0</b>	<b>7</b>	<b>9</b>	<b>16</b>	<b>0.5-1</b>	<b>0.0-0</b>	<b>0</b>	<b>0</b>	<b>0</b>	<b>0</b>	<b>0</b>

MEET THE ZIPS

ZIPS RISE TOGETHER



#23

**GAVIN  
BLUNT**

**WR | So. (R) | 6-2 | 180**  
**Aurora, Ohio | Aurora**

**As a Redshirt Freshman (2019):** Played in all 12 games...played on special teams...made a solo stop at Miami...had a tackle at Northern Illinois.

**As a Freshman (2018):** Redshirted.

**High School:** Played wide receiver, linebacker, punter, and kick returner for coach Bob Mihalik at Aurora HS...earned five varsity letters in two sports...as a junior, helped Aurora win the Suburban League American Conference title with a perfect 6-0 record...as a junior, had 11 touchdowns...team's top receiver with 40 receptions for 632 yards and eight touchdowns...also averaged 37 yards per punt...had 65 tackles, seven sacks, a forced fumble, and four fumble recoveries...also played basketball.

**Personal:** Parents are Erin Blunt and Donny Blunt...has a brother Parker and a sister Riley...former Aurora HS teammate is current Zip Bubba Arslanian...business administration major.

finished prep career with 488 rushing attempts for 2,837 yards and 33 touchdowns...also had 273 receiving yards and three touchdowns...2018 first-team All-Conference, first-team All-District, and second-team All-State honoree...Conference Offensive Player of the Year...Academic All-State selection...rushed 198 times for 1,370 yards and 15 touchdowns...also had 11 receptions for 1-5 yards and two touchdowns...2017 first-team All-Conference, first-team All-District, and Honorable Mention All-State...as a sophomore in 2016, honorable mention All-Conference pick...also a two-year letterwinner in track...placed fifth in the 4x100 meter relay at the 2018 Division I state meet...Honor Roll student.


**Personal:** Parents are Michael and Micah Burton...has two older sisters-Michaun and Michelle - and an older brother Michael...volunteers with New Albany Special Olympics...organizational supervision major.

**BURTON'S CAREER STATS**

RUSHING	G-GS	Att	Yds	TD	Lg	Avg/A	Avg/G
2019	11-0	38	117	1	19	3.1	10.6
RECEIVING	G-GS	Rec	Yds	TD	Lg	Avg/C	Avg/G
2019	11-0	5	37	0	11	7.4	3.4



**Randy Cochran, Jr.**



#36

**MICHIAH  
BURTON**

**RB | So. | 5-9 | 185**  
**Columbus, Ohio**  
**| New Albany HS**

Will wear jersey #36 this season after wearing #39 as a true freshman.

**As a Freshman (2019):** Played in 11 games...had 38 carries for 117 yards and a touchdown...also had five receptions for 37 yards...against Ohio, rushed six times for 12 yards and had two receptions for 11 yards...against Eastern Michigan, twice for six yards and had two receptions for 16 yards...at Bowling Green, rushed five times for 13 yards...at Northern Illinois, had eight carries for 39 yards...missed the Buffalo game...against Kent State, rushed five times for 21 yards...at UMass, led all rushers with eight carries for 25 yards and a two-yard touchdown, the first of his collegiate career...at Illinois, had a three-yard rush in his collegiate debut.

**High School:** Three-year letterwinner at running back and defensive back for coaches Pat Samanich and Bubba Kidwell at New Albany HS...



#1

**RANDY  
COCHRAN, Jr.**

**CB | So. | 6-0 | 188**  
**Doraville, Ga. | Norcross**

2020 preseason second-team All-MAC selection by *Lindy's Sports*, and a fourth-team All-MAC pick by *Athlon Sports* and *Phil Steele*...will wear jersey #1 this fall after wearing #18 last season.

**As a Sophomore (2020):** SAAC representative.



**As a Freshman (2019):** Played in 11 games with 10 starts...one of only seven true freshmen to earn a starting nod...went finished with 41 tackles, five break-ups, and a forced fumble...at Miami, had five solo tackles and a break-up...against Eastern Michigan, led the Zips with 10 tackles, including eight solo stops, and a forced fumble...at Bowling Green, had seven tackles, including a TFL...against Kent State, had five tackles, including four solo stops and 1.0 TFL...at UMass, had two solo stops...against Troy, had three tackles and a break-up...at Central Michigan, had two solo stops and a break-up...against UAB, had two tackles...made his collegiate debuts as a starter in the secondary at Illinois...had two tackles and a break-up.

**High School:** Two-star recruit by 247Sports.com...played cornerback for coach Keith Maloof at Norcross HS...All-Region and All-County selection...also returned kicks and punts...the Blue Devils went 7-5 overall and 5-1 in the region in 2018...as a senior, had 50 tackles, including 35 solo stops, 15 break-ups, seven interceptions, and a forced fumble...one of 11 football signees from Norcross HS...also ran track.

**Personal:** Parents are Lareena McClain and Randy Cochran, Sr...has an older sister Shylin and an older brother Malik...exercise science major..

#### COCHRAN'S CAREER STATS

DEF	G-GS	UA	A	Total	TFL	Sacks	INT	PBU	FF	FR	Blkd
2019	11-10	32	9	41	2.0-3	0.0-0	0	5	1	0	0



#21

## REGGIE CORNER, Jr.

LB | So. (R) | 5-9 | 205  
Canton, Ohio | McKinley

Moved to linebacker for Fall 2020.

**As a Redshirt Freshman (2019):** Played in three games with two starts at safety...one of two redshirt freshmen to earn a starting nod...against Troy, had five tackles...made four solo tackles in his collegiate debut at Illinois.

**As a Freshman (2018):** Redshirted.

**High School:** First-team All-USA Ohio Team honoree...2016 Associated Press All-Northeast Inland Defensive Player of the Year and first-team Inland District selection...2016 *Akron Beacon Journal* All-Star Team selection...team captain...three-year starter for coach Dan Reardon at Canton's McKinley HS...played linebacker and strong safety...father was position coach...as a senior, first-team All-Ohio, first-team All-Stark County, first-team all-Northeast Ohio...Stark County Defensive Player of the Year...had 188 tackles, including 62 solo stops, five TFL, two forced fumbles, and two interceptions...returned both interceptions for touchdowns...helped team to the OHSAA Division I playoffs...as a junior, first-team All-Ohio, Stark County Defensive Player of the Year, and first-team All-Stark County honoree.

**Personal:** Son of former Zip (2004-07) and NFL star Reggie Corner, Sr., and Yvonne Smalls...siblings are Justen, Jaila, Nas, Mir, Rylee, Niah, and Izaiah...father played cornerback for the Zips that won the 2005 MAC Championship and played in the Motor City Bowl...selected by the Buffalo Bills in the fourth round of the 2008 NFL Draft...played in the NFL for five seasons...sport studies/coaching major.

#### CORNER'S CAREER STATS

DEF	G-GS	UA	A	Total	TFL	Sacks	INT	PBU	FF	FR	Blkd
2019	3-2	8	2	10	0.0-0	0.0-0	0	0	0	0	0



#91

## JAQUIZE CROSS

DL | Sr. (R) | 6-4 | 300  
Buckhorn, Ala. | Buckhorn  
| Kentucky | Independence CC

**As a Redshirt Junior (2019):** Played in all 12 games with nine starts...had 23 tackles, 1.5 TFL, and a hurry...against Ohio, assisted on two tackles...at Miami, had four tackles...at Eastern Michigan, had three tackles...against Kent State, had two tackles and a sack for a loss of four yards...at UMass, earned a starting nod at end. He had two solo stops...against Troy, made his first start as a Zip...finished the game with two tackles and a hurry...at Central Michigan, came off the bench for three tackles.

**As a Redshirt Sophomore (2018):** Saw action in nine games for Independence Community College...had 12 tackles, 1.5 TFL, and a break-up.

**As a Freshman (2016):** Redshirted as true freshman at Kentucky.

**High School:** Three-star prospect by ESPN, Scout, and 247Sports...three-year letterwinner for coach David O'Conner at Buckhorn HS...in prep career, finished with 84 tackles, 10 TFL, eight sacks, 14 hurries, and a forced fumble.

**Personal:** Parents are Wanda Cross and Avery Williams...organizational supervision major.



JaQuize Cross



#24

**ADETUTU  
DARANIJO**

**S | So. | 5-10 | 192**  
**Fort Lauderdale, Fla.**  
**| St. Thomas Aquinas**

**As a Freshman (2019):** Played in five games with three starts at safety... one of only seven true freshmen to earn a starting nod...against Ohio, led the Zips with a career-high 10 tackles, including eight solo stops...at Miami, assisted on a tackle...against UAB, had three tackles...made his first start in his collegiate debut at Illinois...had one solo tackle...enrolled at Akron in January 2019.

**High School:** Three-star recruit by 247Sports.com...first-team All-Broward 8A-6A County...played three seasons at St. Thomas Aquinas under head coach Roger Harriott...helped the Raiders to their third state championships in Class 7A as a junior in 2016...also competed with the track team, running in the 100 meters and 4x100 relay...All-Academic selection.



Adetutu Daranijo



#75

**JORDAN  
DANIELS**

**OL | Fr. (R) | 6-5 | 292**  
**Huntersville, N.C.**  
**| North Mecklenburg**

**As a Freshman (2019):** Redshirted.

**High School:** Three-star recruit by 247Sports.com...All-I-MECK 4AA Conference selection at left tackle for coach Eric Morman at North Mecklenburg HS...Honor Roll student.

**Personal:** Parents are Erskine and Hope Daniels...father played baseball at USC Salkehatchie...mother played at basketball at North Greenville University...sport management major.

#52

## ZACH DiLAURO

LB | So. (R) | 5-10 | 202  
Akron, Ohio | Springfield



**As a Redshirt Freshman (2019):** President's List for perfect 4.0 GPA... Dean's List...played in three games...saw action on special teams...had two tackles on the season...made a solo stop at Central Michigan...assisted on a tackle in the season opener at Illinois.

**As a Freshman (2018):** Redshirted.

**High School:** Four-year letterwinner at linebacker and running back for coach Kevin Vaughn at Springfield HS...in his prep career, totaled 142 tackles, 10 TFL, and four sacks...as a senior in 2017, named third-team All-State...two-time first-team All-Portage Trail Conference...as a junior in 2016, named honorable mention All-State...played in the Thanks-for-Giving All-Star game...played baseball in 2016 and participated in track for two seasons.

**Personal:** Parents are Joe and Kristina DiLauro...has an older brother Roc...father was a four-year starter at tackle at Toledo...cousin Christian DiLauro, named to the Big Ten All-Freshman Team in 2014, started for four years at offensive tackle for Illinois...he is currently under contract with the San Francisco 49ers...accounting major.

#58

## MARCO DONATELLI

LB | Fr. (R) | 6-3 | 215  
Girard, Ohio | Girard



**As a Freshman (2019):** Redshirted.

**High School:** Three-year letterwinner at tight end and linebacker for coach Patrick Pearson at Girard HS...2018 Northeast Ohio honorable mention, All-County, and All-Northeast 8 Conference selection...team advanced to the state finals in 2018 and finished with a 13-2 record...as a senior, had 120 tackles and seven sacks...averaged 12 tackles per game, ranking 15th in Ohio...participated in the 2019 M.V.C.A. All-Star game...honor roll student...graduated with a 4.00 GPA.

**Personal:** Parents are Mark Donatelli and Maria Donatelli...has an older sister Maria...father played baseball at Penn State...exercise science/physiology major..

**Personal:** Son of Josephine and Olalekan Daranijo...has an older sister Cynthia and a younger brother Tola...parents came to the U.S. from Nigeria...joins St. Thomas Aquinas teammates Alvin Davis, Zaire Jacobs, and Deltron Sands as Akron Zips...business data analytics major.

### DARANIJO'S CAREER STATS

DEF	G-GS	UA	A	Total	TFL	Sacks	INT	PBU	FF	FR	Blkd
2019	5-3	10	5	15	0.0-0	0.0-0	0	0	0	0	0



#12

## T.J. DeSHIELDS

QB | So. (R) | 6-3 | 200  
Beloit, Ohio | West Branch

Will wear jersey # 12 this season after wearing #8 as a freshman.

**As a Redshirt Freshman (2019):** President's List for perfect 4.0 GPA...saw action in three games...at Bowling Green, played the last series and went 1-of-2 for 11 yards...at Northern Illinois, went 2-of-4 for 11 yards while rushing for four yards...made his collegiate debut in the fourth quarter against Troy...attempted two passes.

**As a Freshman (2018):** Redshirted.

**High School:** Three-year letterwinner for coach D.J. Dota at West Branch HS...played quarterback and free safety...as a senior in 2017, named first-team All-NBC and second-team All-Northeast Ohio...as a junior, named second-team All-League...played in the 2018 PennOhio All-Star Game and the Ohio North-South Basketball game...also earned four letters in baseball and three in basketball...two-time first-team All-League baseball player...three-time All-League pick in basketball, earning first-team honors as a senior...National Honors Society inductee.

**Personal:** First name is Tyler...parents are Penny and Walt DeShields...has two brothers- Kip and Dru...father played baseball at Ohio Northern University as well as professionally for the Detroit Tigers and Cleveland Indians...brother Kip plays baseball at Youngstown State...would like to work for the U.S. Secret Service...criminology and criminal justice major.

### DeSHIELD'S CAREER STATS

PASSING	G-GS	Cmp	Att	Int	Yds	TD	Lg	Pct.	Avg/G	Effic.
2019	3-0	3	8	2	22	0	11	37/5	7.3	10.60

RUSHING	G-GS	Att	Yds	TD	Lg	Avg/A	Avg/G
2019	3-0	2	4	0	4	2.0	1.3

TOT OFF	G-GS	Plays	Rush	Pass	Total	Avg./G
2019	3-0	10	4	22	26	8.7

MEET THE ZIPS

ZIPS RISE TOGETHER



#47

**JERRY FITSCHEN**

**PK | Sr. (R) | 6-0 | 210**  
**Orange, Calif.**  
**| Orange Lutheran**

**As a Redshirt Junior (2019):** Played in all 12 games...on the season, kicked off 30 times for 1,711 yards (57.0 average) with 13 touchbacks...also went 5-of-6 in extra points and 2-of-6 in field goals for 11 points...against Ohio, kicked off twice for 130 yards (65.0 average)...at Miami, kicked off four times for 267 yards (66.8 average)...against Eastern Michigan, kicked off twice for 87 yards (43.5 average)...at Bowling Green, kicked off twice for 92 yards (46.0 average)...at Northern Illinois, kicked off just once (to open the second half)...tied his career-long with a 65-yard kick...against Buffalo, kicked off once (to start the game) for 65.0 yards, tying his career high...against Kent State, kicked off twice for 107 yards (53.5 average)...at UMass, kicked off five times for 263 yards (52.6 average)...against Troy, kicked off twice for 127 yards (63.5 average)...at Central Michigan, put UA on the scoreboard in the second quarter with a 40-yard field goal and made three extra points...kicked off four times for 257 yards (64.2 average)...against UAB, kicked off three times for 148 yards (49.3 average)...also had two extra points...At Illinois, kicked off twice for 103 yards (51.5 average)...scored Akron's only points, a 42-yard field goal on the opening drive...named Zips' Summa Health Student-Athlete of the Week (Sept. 2).

**As a Redshirt Sophomore (2018):** Played in all 12 games...on the season, kicked off 52 times for 3,203 yards (61.6 avg.) with 29 touchbacks...in the win over Morgan State, kicked off eight times for 483 yards, averaging 60.4 yards...also tacked on his first extra point on Akron's final touchdown of the game...in the stunning win at Northwestern, kicked off eight times for 486 yards (60.8 avg.)...at Iowa State, kicked off four times for 247 yards (61.8 avg.)...against Miami, kicked off four times for 258 yards (64.5 avg.) with two touchbacks...at Buffalo, kicked off twice; both kicks went 95 yards...in the win at Kent State, kicked off four times for 260 yards (65.0 avg.)...all four were touchbacks...in the win over Central Michigan, kicked off four times for 260 yards (65.0 avg.) with three touchbacks...against Northern Illinois, kicked off six times for 382 yards (63.7 avg.) with five touchbacks...at Eastern Michigan, kicked off twice for 104 yards (52.0 avg.)...against Bowling Green, kicked off three times for 195 yards (65.0 avg.)...two were touchbacks...at Ohio, kicked off five times for 318 yards (63.6 avg.)...at South Carolina, kicked off twice for 130 yards (65.0 avg.) with a touchback...lettered.

**As a Sophomore (2017):** Redshirted.

**As a Freshman (2016):** Played in one game...made collegiate debut in the season opening win over VMI...kicked off once for 56 yards and punted once for 29 yards.

**High School:** Three-year letterwinner at placekicker and punter for coach Chuck Petersen at Orange Lutheran HS...two-time first-team All-Trinity League...2015 second-team All-County honoree...set the school record for kickoff yards in a season in 2014...also played soccer for two seasons and ran


track as a senior...first-team All-County in track as a senior in 2016...set the school record in the 200 meters.

**Personal:** Parents are Todd Fitschen and Cynthia Fitschen...has an older sister Karcyn...sport science/physical education major.

**FITSCHEN'S CAREER STATS**

KICKOFFS	G	No.	Yards	Avg	TB
2018	12	52	3,203	61.6	29
2019	12	30	1,711	57.0	13
<b>Total</b>	<b>24</b>	<b>82</b>	<b>4,914</b>	<b>59.9</b>	<b>42</b>

KICKING	G	FG	Pct.	Lg	XP	Pct.	Pts.
2018	12	0-0	0.0	0	1-1	100.0	1
2019	12	2-6	33.0	42	5-6	83.0	11
<b>Total</b>	<b>24</b>	<b>2-6</b>	<b>33.0</b>	<b>42</b>	<b>6-7</b>	<b>85.7</b>	<b>12</b>



#62

**VINCENT FONTE, Jr.**

**OL | So. (R) | 6-4 | 290**  
**Copley, Ohio | Copley**

**As a Redshirt Freshman (2019):** Dean's List...did not see game action.

**As a Freshman (2018):** Redshirted.

**High School:** Two-year starter at tackle for coach Scott Chouinard at Copley HS...Scholar-Athlete...first-team All-Suburban League honoree...as a junior, helped team to an 8-3 record en route to a Division II playoff appearance...also lettered in track and field.

**Personal:** Parents are Vincent Fonte, Sr., and Kristine Fonte...has two sisters- Alicia and Elizabeth- and a brother Adam...marketing major.



#42

**NOAH GARRETT**

**P | Fr. (R) | 6-3 | 155**  
**Mentor, Ohio | Mentor**

**As a Freshman (2019):** Redshirted.

**High School:** Two-year letterwinner at punter for coach Steve Trivisonno at Mentor HS...All-County and Honorable Mention All-Greater Cleveland Conference selection...as a senior, averaged 39.7 yards per punt with a long of 57 yards...also a two-year letterwinner in swimming.

**Personal:** Son of Jared and Melissa Garrett...has a younger brother Andrew and five sisters–Alexis, Bella, Sam, Melody, and Ava...would like to become a dentist...bio-medical science major.

and 32 touchdowns (and only two interceptions)...averaged 243.2 yards per game...participated in the 2017 Georgia vs. Texas Sophomore Showdown and the Georgia Elite Classic All-Star Game...as a junior, passed for 1,899 yards and 13 touchdowns...also played basketball.

**Personal:** Full name is Colin Zachary Gibson...parents are Linda and Troy Gibson...has a younger brother Tyler...strategic and organizational communication major.

**GIBSON'S CAREER STATS**

PASSING	G-GS	Cmp	Att	Int	Yds	TD	Lg	Pct.	Avg/G	Effic.
2019	4-2	41	81	3	425	1	39	50.6	106.2	81.36

RUSHING	G-GS	Att	Yds	TD	Lg	Avg/A	Avg/G
2019	4-2	14	(-72)	0	12	(15.1)	(-18.0)

TOT OFF	G-GS	Plays	Rush	Pass	Total	Avg./G
2019	4-2	95	(-72)	425	353	88.2




#15

**ZACH GIBSON**

**QB | Fr. (R) | 6-3 | 210**  
**Alpharetta, Ga. | Johns Creek**

**As a Freshman (2019):** Redshirted...played in four games with two starts at quarterback...one of only seven true freshmen to earn a starting nod... went 41-of-81 for 425 yards and a touchdown...against Ohio, went 3-of-11 for 23 yards...earned his second consecutive start at Northern Illinois... went 4-of-5 for 36 yards...in his first collegiate start, led the Zips against Buffalo... finished 22-of-29 for 193 yards, all season highs...in his collegiate debut at Massachusetts, took over at quarterback in the third quarter...on his first drive, drove the Zips seven plays for 80 yards and a two-yard touchdown by freshman RB Michiah Burton...in the fourth quarter, had his first passing touchdown, a 17-yard pass to WR Nate Stewart...Stewart returned the favor as the duo completed a two-point conversion, as Gibson was the recipient of a pass from Stewart...Akron's two-point conversion was its first in three seasons...went 5-for-5 to start, finished the game 12-of-16 for 173 yards and a touchdown...named Zips' Summa Health Student-Athlete of the Week (Sept. 30).

**High School:** Three-star recruit by 247Sports...No. 1-rated quarterback in the state of Georgia...pro-style quarterback and four-year starter for coach Matt Helmerich at Johns Creek HS...team captain...2018 All-State Honorable Mention and first-team All-Region...2018 Team MVP...helped the Gladiators to 9-2 overall record and 8-0 record in regional play...team won 2018 and 2016 regional championships...as a senior, went 164-of-240 for 2,675 yards



Zach Gibson

ZIPS RISE TOGETHER

MEET THE ZIPS

ZIPS RISE TOGETHER



#3

**DeMARKUS GLOVER**

**LB | Sr. (R) | 6-1 | 217**  
**St. Petersburg, Fla.**  
**| Northside Christian**

**As a Redshirt Junior (2019):** Played in 11 games with four starts at linebacker...had 23 tackles, and interception, a fumble recovery, a break-up, and a hurry...at Northern Illinois, had two tackles and a fumble recovery... against Buffalo, had five tackles and a break-up...at UMass, had three tackles and an interception, the first of his career...the turnover led to an Akron touchdown seven plays later...broke into the starting line-up against Troy and had nine tackles.

**As a Redshirt Sophomore (2018):** Played in 10 games...assisted on a tackle in the win over Morgan State...had a solo stop at Iowa State...lettered.

**As a Redshirt Freshman (2017):** Played in eight games...had five tackles, including four solo stops...recorded a solo tackle against Iowa State, Ball State, Western Michigan, and Toledo...made collegiate debut in the win over Arkansas Pine Bluff...lettered.

**As a Freshman (2016):** Redshirted.

**High School:** Played strong safety for coach Mike Alstott at Northside Christian HS...team went 9-1 his senior season...also participated in track.

**Personal:** Mother is Tami Roney...sport management major.

**GLOVER'S CAREER STATS**

DEF	G-GS	UA	A	Total	TFL	Sacks	INT	PBU	FF	FR	Blkd
2017	8-0	4	1	5	0.0-0	0.0-0	0	0	0	0	0
2018	10-0	1	1	2	0.0-0	0.0-0	0	0	0	0	0
2019	11-4	11	12	23	0.0-0	0.0-0	1-1	1	01	(-1)	0
<b>TOTAL</b>	<b>29-4</b>	<b>16</b>	<b>14</b>	<b>30</b>	<b>0.0-0</b>	<b>0.0-0</b>	<b>1-1</b>	<b>1</b>	<b>01</b>	<b>(-1)</b>	<b>0</b>



**DeMarkus Glover**



#77

**XAVIOR GRAY**

**OL | Fr. (R) | 6-9 | 315**  
**Massillon, Ohio | Jackson**

**As A Freshman (2019):** Redshirted...saw action in four games with two starts at left tackle...one of only seven true freshmen to earn a starting nod... moved into the starting line-up for the Eastern Michigan and Miami games.

**High School:** Two-star recruit by 247Sports.com...played offensive tackle for coach Tim Budd at Jackson HS...third-team All-Ohio selection...All-Stark County...first-team All-Federal League and first-team All-Northeast Inland District pick...lost more than 200 pounds over two seasons (started at 480).

**Personal:** Parents are Wendi Gray and the late Prince Gray...has a sister Gabby...exercise science major.



#96

**DARRIUS HARRIS**

**DL | Jr. (R) | 6-3 | 260**  
**Philadelphia, Pa. | Northeast**  
**| Los Angeles Valley College**

**As a Redshirt Sophomore (2019):** Sat out the 2019 season per NCAA transfer rules.

**As a Sophomore (2017):** Spent the 2017 season at Los Angeles Valley College under coach Matthew White...played in eight games...had 29 tackles and four sacks...earned associate's degree in criminology with a 3.75 GPA.

**High School:** Played defensive end for coach Phil Gormley at Northeast HS...team went 11-1 his senior season en route to the Public League championship...2015 All-Conference selection...as a senior, had 40 tackles, 10 TFL, and seven sacks...participated in the 2016 All-American Offense-Defense Bowl in Daytona Beach...also played baseball and basketball.

**Personal:** Aunt is Lourdes Rivera...has two brothers- Abad and Wilfredo... would like to pursue a master's degree in homeland security...organizational supervision major.



#67

## LOGAN HAWKINS

**DL | R-So. | 6-2 | 294**  
**Harrison City, Pa.**  
**| Penn-Trafford**

**As a Redshirt Freshman (2019):** Academic All-MAC...Dean's List...played in 10 games with one start at tackle...earned the starting nod at Illinois...had a solo stop at Miami...at Northern Illinois, had two tackles... at UMass, had a solo stop...started at Illinois but recorded no stats.

**As a Freshman (2018):** Redshirted...played in two games...had a solo tackle...Rise and Shine Award recipient.

**High School:** Two-way standout for coach John Ruane at Penn-Trafford HS...played center and nose tackle...three-year starter...helped team to Class 5A WPIAL playoffs three times...as a junior, had 43 tackles and eight sacks... as a sophomore, team went 12-1 and reached the WPIAL 4A championship game...also played baseball.

**Personal:** Nickname is Bubba...parents are Stuart and Dana Hawkins...has a sister Amara...sport management major.

### HAWKINS' CAREER STATS

DEF	G-GS	UA	A	Total	TFL	Sacks	INT	PBU	FF	FR	Blkd
2019	10-1	3	2	5	0	0	0	0	0	0	0



#70

## CALEB HERRING

**OL | Fr. (R) | 6-7 | 316**  
**Lakewood, Ohio | St. Edward**

**As a Freshman (2019):** Redshirted.

**High School:** Two-star recruit by 247Sports.com...played offensive tackle for coach Tom Lombardo at St. Edward HS against the toughest competition in the country...named to the McCallister Scouting Report watch list for Ohio Class of 2019 top recruits...team went 11-3 in 2018 and ranked No. 10 nationally en route to the state championship...started all 14 games... Academic All-State selection.

**Personal:** Mother is Vicki Holava...member of Fellowship of Christian Athletes...human resources management major.



#0

## JULIAN HICKS

**WR | Jr. (R) | 6-3 | 200**  
**Cleveland, Ohio | Mayfield**  
**| Central Michigan**

Will wear jersey #0 this fall after wearing #17 last season.

**As a Redshirt Sophomore (2019):** Played in 11 games with nine starts at receiver...had 32 receptions for 212 yards and two touchdowns...at Miami, led the Zips with five receptions for 40 yards...against Eastern Michigan, led the Zips with seven receptions for 41 yards and a touchdown...at Bowling Green, had an 11-yard reception...at Northern Illinois, led the Zips with three receptions for 22 yards...against Buffalo, led the Zips with a career-high 51 yards on nine receptions...against Kent State, had four receptions for 28 yards and a one-yard rush...at UMass, had two receptions for 12 yards and a touchdown...made his first reception as a Zip at Central Michigan...earned a scholarship for 2020.



**Julian Hicks**

## MEET THE ZIPS

**College:** Spent two seasons at Central Michigan.

**As a Redshirt Freshman (2018):** Played in 10 games with six starts...had 28 receptions for 313 yards and a team-high four touchdowns...averaged 11.2 yards per catch...had a season-high seven receptions for a season-high 63 yards and a touchdown against Northern Illinois...had five catches for 41 yards and a touchdown at Michigan State...made three catches for 57 yards against Western Michigan.

**As a Freshman (2017):** Redshirted.

**High School:** Four-year letterwinner for coach Ross Bandiera at Mayfield HS...All-State Honorable Mention and All-Conference selection...Conference Offensive Player of the Year...as a senior, amassed 1,100 all-purposed yards, 700 receiving yards, 30 receptions, and 16 touchdowns...participated in the East-West Ohio All-Star Game...also a two-year letterwinner in basketball and three-year letterwinner in track.

**Personal:** Mother is Monique Donaldson...has two brothers- David and Jaiden- and two sisters- Melanie and Jaia...organizational supervision major.

### HICKS' CAREER STATS

RECEIVING	G-GS	Att	Yds	TD	Lg	Avg/C	Avg/G
2018 \$	10-6	28	313	4	63	11.2	31.3
2019	11-9	32	212	2	15	6.6	19.3
<b>Total</b>	<b>21-15</b>	<b>60</b>	<b>525</b>	<b>6</b>	<b>63</b>	<b>8.3</b>	<b>25.0</b>

\$ - at Central Michigan



**Jalen Hooks**

**High School:** Played wide receiver and safety at Warren G. Harding HS...as a junior, had 24 receptions for 448 yards and eight touchdowns...also had nine tackles and an interception...also lettered in track and field...participated in 4x100 and 4x400 relays.

**Personal:** Parents are Crystal Edington and Artel Hooks...has two brothers- Tavon and Rakai...sport management major.

### HOOKS' CAREER STATS

DEF	G-GS	UA	A	Total	TFL	Sacks	INT	PBU	FF	FR	Blkd
2018	12-0	1	1	2	0.0-0	0.0-0	0	0	0	0	0
2019	12-6	22	13	35	1.0-3	0.5-2	0	2	0	0	0
<b>Total</b>	<b>24-6</b>	<b>23</b>	<b>14</b>	<b>37</b>	<b>1.0-3</b>	<b>0.5-2</b>	<b>0</b>	<b>2</b>	<b>0</b>	<b>0</b>	<b>0</b>



#29

## JALEN HOOKS

**CB | Jr. | 6-2 | 195**  
**Warren, Ohio | Harding**

**As a Sophomore (2019):** Played in all 12 games with six starts at corner... had 35 tackles, including 22 solo takedowns, 1.0 TFL, two break-ups, and two hurries...against Ohio, he had three tackles...at Miami, had three tackles and a break-up...against Eastern Michigan, had four tackles...at Bowling Green, had seven tackles and two hurries...at Northern Illinois, had two solo stops... against Buffalo, was second on defense with nine tackles, including eight solo stops...had two tackles against Troy...at UMass, had two tackles...at Central Michigan, had two solo tackles...at Illinois, had a solo stop.

**As a Freshman (2018):** Played in all 12 games...one of just two true freshmen to play in every game...also saw action with the kickoff, punt, and kickoff return units...assisted on a tackle in the win over Morgan State...had a solo stop at Iowa State...lettered.



#11

## JALEN KNIGHT

**WR | Fr. (R) | 6-2 | 200**  
**Akron, Ohio**  
**| Archbishop Hoban**

**As a Freshman (2019):** Redshirted.

**High School:** Three-time state champion for coach Tim Tyrrell at Archbishop Hoban HS...also played basketball and ran track.

**Personal:** Mother is Alrae Greene...has three brothers- Nyrell, Darius, and Dorell- and a sister- England...sport management major.





#8

## JEREMIAH KNIGHT

WR | Jr. (R) | 5-11 | 192  
Jefferson, Ohio |  
Jefferson Area HS | Ohio State



Jeremiah Knight

ZIPS RISE TOGETHER

2020 preseason fourth-team All-MAC pick by *Athlon Sports* and *Phil Steele*... will wear jersey #8 this fall after wearing #82 for two seasons.

**As a Redshirt Sophomore (2019):** Played in all 12 games with six starts receiver...had 31 receptions for 430 yards... averaged 13.9 yards per catch... also handled punt and kickoff returns...top punt returner with seven returns for 44 yards...had 16 kickoff returns for 356 yards (22.2 average)...against Ohio, had two receptions for 22 yards and three kickoff returns for 85 yards, including a 31-yard return...at Miami, had four receptions for 35 yards, a 20-yard kickoff return, and a 13-yard punt return...against Eastern Michigan, led the receivers with a career-high 121 yards on six receptions...it marked the second 100-yard performance of his career...also had four kickoff returns for 95 yards, including a 39-yard return...at Bowling Green, had three receptions for 23 yards and three kickoff returns for a career-high 88 yards, including a career-long 33-yard return...at Northern Illinois, had a 14-yard reception and an 11-yard kickoff return...against Buffalo, had a 39-yard reception from Zach Gibson, the longest pass of the game...against Kent State, had a reception for six yards...at UMass, set career-highs with five receptions for 100 yards, his first 100-yard receiving performance...against Troy, had a 39-yard reception...against UAB, had four receptions for 15 yards and had two punt returns and two kickoff returns for 14 yards...at Illinois, had two receptions for six yards, two kickoff returns for 43 yards, including a 24-yard return, and two punt returns for 23 yards...preseason first-team All-MAC by Phil Steele and second-team All-MAC by Athlon Sports...earned a scholarship in 2019 after walking on as a freshman.

**As a Redshirt Freshman (2018):** Recipient of the Harry "Doc" Smith Award...played in 10 games with two starts at wide receiver...finished inaugural season with nine receptions for 129 yards...Akron's top punt returner with 11 returns for 142 yards and a touchdown...his 70-yard punt return was the longest by a Zip this fall...also the team's top kickoff returner with 245 yards on 16 returns...returned the first punts of his collegiate career at Buffalo...had two returns for 14 yards...in the win over Central Michigan, had a career-day on returns...returned five punts for 31 yards, including a 16-yard return...also returned two kickoffs for 45 yards, including a 29-yard return, the first of his young career...against Northern Illinois, had two kickoff returns for 39 yards, including a 22-yard return...at Eastern Michigan, scored his first collegiate touchdown in the second quarter with a 70-yard punt return...also had two kickoff returns for 37 yards against the Eagles... had two catches for 19 yards and three kickoff returns for 33 yards against Bowling Green...in his first appearance in the starting line-up, made four catches for 94 yards, including 50-yard reception, and had a career-high six kickoff returns for a career-high 68 yards at Ohio...had three receptions for 16 yards and two punt returns for 25 yards, and a 13-yard kickoff return at South Carolina...lettered...walk-on.

**At Ohio State (2017):** Enrolled as a preferred walk-on...redshirted.

**High School:** Four-year letterwinner at running back for coach Jim Henson at Jefferson Area HS...finished prep career with more than 6,000 yards rushing and 65 touchdowns...as a senior, rushed for 2,233 yards and 20 touchdowns, averaging 11.0 yards per carry...2016 County Player of the Year, District Player of the Year, first-team All-State, first-team All-American Conference...county rushing leader and single-season leader...as a junior, rushed for 1,593 yards and 21 touchdowns...2015 County Offensive Player of the Year, first-team All-Conference, third-team All-State...as a sophomore, rushed for 1,317 yards and 13 touchdowns...2014 County Offensive Player of the Year and first-team All-Conference...also named first-team All-County as a freshman...also a four-year letterwinner in track.

**Personal:** Nickname is Boogie...mother is Dana Knight...has three older brothers- Chris, David, and Johnny - and two older sisters - Lyndsey and Ava...Johnny played baseball at Walsh University and in the minor league in 2018...sport studies major.

MEET THE ZIPS

ZIPS RISE TOGETHER

**KNIGHT'S CAREER STATS**

RECEIVING	G-GS	Rec	Yds	TD	Lg	Avg/C	Avg/G
2018	10-2	9	129	0	50	14.5	12.9
2019	12-6	31	430	0	39	13.9	35.8
<b>Total</b>	<b>22-8</b>	<b>40</b>	<b>559</b>	<b>0</b>	<b>50</b>	<b>14.0</b>	<b>25.4</b>

KICK RET.	G-GS	No.	Yds	TD	Lg	Avg/R
2018	10-2	16	245	0	29	15.3
2019	12-6	16	356	0	39	22.2
<b>Total</b>	<b>22-8</b>	<b>32</b>	<b>601</b>	<b>0</b>	<b>39</b>	<b>18.8</b>

PUNT RET.	G-GS	No.	Yds	TD	Lg	Avg/R
2018	10-2	11	142	1	70	12.9
2019	12-6	7	44	0	15	6.3
<b>Total</b>	<b>22-8</b>	<b>18</b>	<b>186</b>	<b>1</b>	<b>70</b>	<b>10.3</b>



#15

**JEFFREY LUBIN**

**CB | Jr. (R) | 6-2 | 185**  
**Hollywood, Fla.**  
**| South Broward**

**As a Redshirt Sophomore (2019):** Did not see game action.

**As a Redshirt Freshman (2018):** Did not see game action.

**As a Freshman (2017):** Redshirted.

**High School:** Three-star recruit by Scout...played cornerback for coach Devon Georgia at South Broward HS...Bulldogs went 6-3 en route to the district playoffs...played wide receiver as a sophomore...also a two-year letterwinner in track...participated in the 100 meters, 200 meters, and 4x100 relay...earned the Perfect Attendance Award.

**Personal:** Parents are Astride Lubin and Germain Lubin...has a brother Jeremy...marketing major.



#54

**CAMERON LYONS**

**LS | Jr. (R) | 6-1 | 225**  
**Morgantown, W.Va.**  
**| Morgantown**

Nominee for the 2020 Allstate AFCA Good Works Team...has played in every game of his collegiate career.

**As a Redshirt Junior (2020):** SAAC Executive Board (vice president)...MAC COSA representative...named to the NCAA Football Oversight Committee Student-Athlete Connection Group.

**As a Redshirt Sophomore (2019):** CoSIDA Academic All-America nominee...Academic All-MAC...Dean's List...SAAC Executive Board (community service)...member of MAC Council of Student-Athletes (COSA)...played in all 12 games at long snapper.

**As a Redshirt Freshman (2018):** Academic All-MAC...Dean's List student...played in all 12 games at long snapper...one of five redshirt freshmen to play in every game...handled every snap on punts and kicks...recorded two solo tackles...lettered.



#10

**QUEVAN LAWSON**

**OLB | Fr. (R) | 6-5 | 242**  
**Ashburn, Ga.**  
**| Turner County**

**As a Freshman (2019):** Redshirted.

**High School:** Three-star recruit by 247Sports...played defensive end for coach Leroy Hood at Turner County HS...All-State, All-Conference, All-Academic selection...in prep career, had 188 tackles, 53 TFL, 32 sacks, 14 break-ups, and five forced fumbles...three-time All-Academic team honoree.

**Personal:** Mother is Antwoinette...has two sisters - Malaysia and Kamile - and a younger brother Kaven...marketing major.



**Cameron Lyons**

**As a Freshman (2017):** Redshirted...Dean's List student.

**High School:** Three-year letterwinner for coach Matt Lacy at Morgantown HS...in prep career, had 154 tackles, 10 TFL, and two interceptions...as a senior in 2016, helped the team to a 10-3 mark while making 64 tackles.

**Personal:** Parents are Shane and Emily Lyons...has a younger sister Brooke...father is the director of athletics at West Virginia...sport science major.

finishing with five receptions for 36 yards and returned five kickoffs for 152 yards, including a 45-yard return...named Zips' Summa Health Student-Athlete of the Week (Sept. 16)...against UAB, had a reception...had three receptions for 22 yards in his collegiate debut at Illinois.

**High School:** Two-star recruit by 247Sports.com...played wide receiver and free safety for coach Terrance Banks at Newton HS...first-team All-State and first-team All-Area...as a senior, had 40 receptions for 558 yards and six touchdowns in nine games...also had three picks at safety...also returned seven kicks for 233 yards...as a junior in 2017, had 37 receptions for 417 yards and four touchdowns...also returned three kicks for 81 yards...as a sophomore in 2016, had 13 receptions for 88 yards...also returned three kicks for 59 yards...also played basketball.

**Personal:** Parents are Nadia Bynum and Levar Bynum...has a brother Anthony...marketing major.

**MATHISON'S CAREER STATS**

RECEIVING	G-GS	Rec	Yds	TD	Lg	Avg/C	Avg/G
2019	10-5	31	243	0	47	7.8	24.3

KICK RET.	G-GS	No.	Yds	TD	Lg	Avg/R
2019	10-5	17	435	0	45	25.6



#3

**MICHAEL MATHISON**

**WR | So. | 5-10 | 175**  
**Covington, Ga. | Newton**



**Michael Mathison**

2020 preseason first-team All-MAC pick by *Athlon Sports* and *Phil Steele* and a second-team All-MAC selection by *Lindy's Sports*...will wear jersey #3 this fall after wearing #82 for two seasons.

**As a Freshman (2019):** Played in 10 games with five starts at receiver...one of only seven true freshmen to earn a starting nod...ranked No. 20 nationally in kickoff return yards (25.6)...had 31 receptions for 243 yards...at Bowling Green, had two receptions for five yards, a five-yard rush, and a 28-yard kickoff return...against Buffalo, had five receptions for 27 yards...against Kent State, had four receptions for 57 yards and four kickoff returns for 100 yards, including a 27-yard return...at Northern Illinois, had three kickoff returns for 62 yards...at UMass, led the receivers with six receptions for 72 yards, both season highs...also had two kickoff returns for 59 yards, including a 36-yard return...against Troy, led the Zips with five receptions for 23 yards...also had two kickoff returns for 34 yards...at Central Michigan, made his first appearance in the starting line-up... made the most of his opportunity,

MEET THE ZIPS

ZIPS RISE TOGETHER



#5

**JONAH MORRIS**

**WR | Sr. (R) | 6-4 | 212**  
**Akron, Ohio |**  
**Archbishop Hoban | Indiana**

Granted a sixth year of eligibility from the NCAA.

**As a Redshirt Junior (2019):** President's List for perfect 4.0 GPA...Dean's List...missed the 2019 season following an injury in training camp...2019 preseason fourth-team All-MAC by Phil Steele...switched to jersey #5 after wearing #9 in 2018.

**As a Redshirt Sophomore (2018):** Started all 12 games at wide receiver...one of nine Zips to start every game...finished third in receiving with 381 yards and a touchdown on 26 receptions...made a stunning debut as a Zip...in the win over Morgan State, led the receivers with four catches for 94 yards and a touchdown...in the stunning win at Northwestern, had three receptions for 51 yards, including a 43-yard catch...had three receptions for 37 yards at Iowa State...had two receptions for 32 yards at Buffalo...in the win at Kent State, had three receptions for 36 yards...against Northern Illinois, had two receptions for 22 yards...had a 10-yard reception against Bowling Green...at Ohio, had five receptions for 61 yards...had three receptions for 38 yards at South Carolina...lettered.

**At Indiana: As a Redshirt Freshman (2017):** Played in nine games, primarily on special teams...IU special teams player of the game (Illinois). **As a Freshman (2016):** Redshirted...scout team player of the week (Purdue).

**High School:** Three-year letterwinner, team captain, and three-year starter for head coach Tim Tyrell at Archbishop Hoban High School...received All-America honors from MaxPreps...named Player of the Year by the Akron Beacon Journal and the Akron Touchdown Club...recognized as the Northeast Ohio Inland Defensive Player of the Year...a first-team All-State, All-District, and All-League selection...selected to the 2015 Blue-Grey All-American Bowl...led Hoban to the 2015 state championship, the first in program history...team won a school-record 14 games and finished 14-1...rated the No. 228 prospect overall and the No. 1 athlete in the Midwest by Scout...rated the No. 18 athlete nationally and the No. 13 prospect in Ohio by 247Sports...also lettered in basketball and track and field.

**Personal:** Parents are Aleste Gaiter and John R. Morris, Jr....criminology and criminal justice major.



**Jonah Morris**

**MORRIS' CAREER STATS**

RECEIVING		G-GS	Rec	Yds	TD	Lg	Avg/C	Avg/G
2018	12-12	26	381	1	43	14.7	31.8	
RUSHING		G-GS	Att	Yds	TD	Lg	Avg/A	Avg/G
2018	12-12	1	1	0	1	1.0	0.1	



#71

**SHAWN MULDOWNEY II**

**OL | Jr. (R) | 6-4 | 291**  
**Diamond, Ohio | Southeast**

**As a Redshirt Sophomore (2019):** Played in 11 games with three starts at left guard...earned the starting nod against Buffalo, Bowling Green, and Ohio...earned a scholarship in 2019 after walking on as a freshman.

**As a Redshirt Freshman (2018):** Played in all 12 games...saw action with the kicking units...lettered.

**As a Freshman (2017):** Redshirted.

**High School:** Played on both lines for coach Pat Youel at Ravenna's Southeast HS...first-team All-Portage Trail Conference...honorable mention All-District...three-year letterwinner...on defense, had 14 tackles and three forced fumbles...second-team All-PTC...participated in boxing for two seasons...2015 Super Heavyweight Golden Glove state champion.

**Personal:** Parents are Shawn and Devonne Muldowney...has an older sister – Rebecca – and two younger brothers – Conner and Jack...political science major.



#73


## OWEN MURPHY

**OL | Fr. (R) | 6-6 | 290**  
Cleveland, Ohio  
| Saint Ignatius

**As a Freshman (2019):** Redshirted...saw action in one game...made collegiate debut against Ohio.

**High School:** Played guard and tight end for coach Chuck Kyle at Saint Ignatius HS against the toughest competition in the country...moved to offensive guard as a senior...broke into the starting line-up at right guard...team went 8-3 in 2018 and ranked No. 36 nationally...moved to tight end as a junior...played offensive tackle as a sophomore and freshman...Honor Roll student.

**Personal:** Parents are Mary Beth and Dennis Murphy...has a younger sister Kelsey...marketing major.



#81

## SHAWN NAIM

**WR | Fr. (R) | 6-4 | 195**  
Brecksville, Ohio  
| Lutheran West

**As a Freshman (2019):** Redshirted...played in three games on special teams...recorded no stats.

**High School:** Four-year letterwinner at wide receiver for coach Frank Petroff at Lutheran West HS...first-team All-PAC 12 Conference and second-team All-District selection...in prep career, had 101 receptions for 1,393 yards and 20 touchdowns...as a senior had 38 receptions for 570 yards...also a two-year letterwinner in track and field...National Honor Society student...Student Ambassador.

**Personal:** Son of Gary and Patti Naim...has two older brothers – Derek and Kevin...biology major.



Kato Nelson

ZIPS RISE TOGETHER



#1

## KATO NELSON

**QB | Sr. (R) | 6-1 | 212**  
Hollywood, Fla. | Flanagan

On the career charts, stands No. 5 in passing yards (5,138) and No. 5 in total offense (5,760).

**As a Redshirt Senior (2020):** SAAC representative.

**As a Redshirt Junior (2019):** Started 10 games at quarterback...finished 2019 with a school record-tying 0.21, the lowest percentage passes intercepted...his 1,820 passing yards rank No. 19 for a season...went 151-of-280 for 1,820 yards and 11 touchdowns...at Miami, went 15-of-25 for 197 yards and a touchdown...against Eastern Michigan, went 20-of-33 for 288 yards and two touchdowns...his 87-yard TD pass to WR Timothy Scippio ranks as the third longest in program history...missed the Buffalo game...returned to the starting line-up at Bowling Green where he went 9-of-24 for 60 yards...against Kent State, went 17-of-28 for 202 yards after starting out a perfect 8-of-8...was also the Zips' leading rusher with 64 yards on 14 carries...at UMass, he went 13-of-17 for 141 yards and two touchdowns in the first half...against Troy, went 15-of-29 for 200 yards and a touchdown...at Central Michigan, went 26-of-42 for 241 yards and three touchdowns...was also the leading rusher with 33 yards...against UAB, set career highs with 25 completions, 44

## MEET THE ZIPS

attempts, and 359 passing yards...in the opener at Illinois, went 10-of-24 for 122 yards...named to the Johnny Unitas Golden Arm Award Watch List and a 2019 Player to Watch by the Touchdown Club of Columbus.

**As a Redshirt Sophomore (2018):** Team's Offensive MVP...started 11 games at quarterback...went 178-of-342 passing for 2,329 yards and 15 touchdowns...his 15 touchdowns rank sixth on UA's TD passes in a season, while his 2,329 passing yards rank ninth on UA's season passing yards chart...also rushed for 303 yards and a touchdown on 131 carries...on Akron's career list, moved up to No. 11 in career passing yards with 3,318...his career highs performance of 24-of-41 for 356 yards and four touchdowns at Ohio rank No. 15 on the top single-game passing totals...his 3,318 total offensive yards rank No. 12 on the career chart, while his 2,632 total yards in 2018 ranked No. 7 for total yards in a season...in the win against Morgan State, went 16-of-26 for 232 yards and three touchdowns...also rushed for 42 yards...in the stunning win at Northwestern, went 17-of-28 for 277 yards and two touchdowns...named to the Davey O'Brien "Great 8" List (Sept. 17)...at Iowa State, went 12-of-28 for 153 yards and a touchdown...was also the Zips' rushing leader with 15 carries for 56 yards...against Miami, went 19-of-35 for 203 yards and a touchdown while leading the Zips in rushing with 30 yards on 14 carries...went 12-of-29 for 115 yards while rushing for 37 yards at Buffalo...in the win at Kent State, went 19-of-35 for 219 yards and a touchdown...was also the Zips' leading rusher with a career-high 90 yards on 17 rushes, including a career-long 55-yard run...tied the game at 17-17 in the third quarter with a 55-yard touchdown run, forcing overtime...in overtime, threw an eight-yard TD pass to sophomore Andre Williams...in the win over Central Michigan, went 10-27 for 149 yards and a touchdown. He also rushed 10 times for 23 yards...against Northern Illinois, went 18-for-26 for a season-high 299 yards and two touchdowns...threw for 238 yards in the first half alone...missed the game at Eastern Michigan with an injury...returned to the starting line-up against Bowling Green...went 12-of-28 for 148 yards ...had a career day at Ohio...threw a career-high 24 completions on a career-high 41 attempts for a career-high 356 yards and a career-best four touchdowns...his four TD passes tied for third on Akron's list for TD passes in a game...at South Carolina, went 19-for-39 for 178 yards...lettered.

**As a Redshirt Freshman (2017):** Recipient of the Harry "Doc" Smith Award...played in 10 games with five starts...went 70-of-140 for 989 yards and eight touchdowns...also rushed 95 times for 198 yards and a touchdown...in the Boca Raton Bowl, went 9-of-15 for 80 yards while rushing for 21 yards...in the MAC Championship game against Toledo, started the game and went 8-of-18 for 177 yards and two touchdowns...in the 24-14 win over Kent State, went 6-of-20 for 69 yards and a 25-yard touchdown pass while guiding the Zips to the MAC East title...in his second career start in as many weeks, went 22-of-38 for a career-high 322 yards and career-best four touchdowns while guiding the Zips to a 37-34 win over Ohio to stay atop the MAC East standings...named MAC Offensive Player of the Week (Nov. 20)...in his first collegiate start, went 19-of-38 for 218 yards and a touchdown at Miami...also rushed for 12 yards and a touchdown...both touchdowns were career firsts...in the win over Ball State, was 1-of-1 for 38 yards while rushing for 11 yards...in the MAC win at Bowling Green, went 1-for-1 for 15 yards and rushed for 27 yards...against Iowa State, went 2-for-4 for 53 yards while rushing for eight yards...in the 52-3 win over Arkansas Pine Bluff, was 1-of-3 for six yards...at No. 6 Penn State, saw action in the second half...went 1-of-2 for 11 yards while leading all Zips in rushing with 39 yards on nine carries...lettered.

**As a Freshman (2016):** Redshirted.

**High School:** Three-star recruit...first commitment of 2016 class...played quarterback his senior season for coach Devin Bush at Flanagan HS...two-time 2A All-State selection...2015 2A Player of the Year...team advanced to 2015 state championship...as senior, threw for 1,404 yards and 16 touchdowns on 101-of-164 during the regular season...also the team's leading rusher...had 72 rushes for 354 yards and five touchdowns...cousin Stanford Samuels III was a teammate...played his sophomore and junior seasons at Champagnat Catholic School in Hialeah...combined for 4,765 yards and 57 touchdowns...led Champagnat to the Class 2A state championship as a sophomore...played freshman season at McArthur HS.

**Personal:** Legal first name is Kalyn...nicknamed Kato as a kid by his late grandfather Rudolph Nelson...parents are Tiffany Boyd and Roger Nelson...has five siblings...sport management major.

### NELSON'S CAREER STATS

PASSING	G-GS	Cmp	Att	Int	Yds	TD	Lg	Pct.	Avg/G	Effic.
2017	10-5	70	140	2	989	8	71	50.0	98.9	125.34
2018	11-11	178	342	8	2,329	15	56	52.0	211.7	119.05
2019	10-10	151	280	6	1,820	11	87	53.9	182.0	117.21
<b>TOTAL</b>	<b>31-26</b>	<b>399</b>	<b>762</b>	<b>16</b>	<b>5,138</b>	<b>34</b>	<b>87</b>	<b>51.9</b>	<b>164.2</b>	<b>120.53</b>

RUSHING	G-GS	Att	Yds	TD	Lg	Avg/C	Avg/G
2017	10-5	95	198	1	24	2.1	19.8
2018	11-11	131	303	1	55	2.3	27.5
2019	10-10	109	121	0	17	1.1	12.1
<b>TOTAL</b>	<b>31-26</b>	<b>335</b>	<b>622</b>	<b>2</b>	<b>55</b>	<b>1.9</b>	<b>20.0</b>

TOT OFF	G-GS	Plays	Rush	Pass	Total	Avg./G
2017	10-5	235	198	989	1,187	118.7
2018	11-11	473	303	2,329	2,632	238.3
2019	10-10	389	121	1,820	1,941	194.1
<b>TOTAL</b>	<b>31-26</b>	<b>1,097</b>	<b>622</b>	<b>5,138</b>	<b>5,760</b>	<b>185.8</b>



#69

**ESEOSA  
OBAS**

**DL | R-Fr. | 6-4 | 240**  
**Pataskala, Ohio |**  
**Licking Heights**

**As a Freshman (2019):** Redshirted.

**High School:** Played offensive tackle, defensive end, and defensive tackle for coach Darren Waters at Licking Heights HS...participated in the Ohio Central District All-Star game.

**Personal:** Chemical engineering major.



#53

## BRYCE PETERSEN

OL | Sr. | 6-2 | 295  
McKinleyville, Calif.  
| McKinleyville  
| Riverside City College

2020 preseason first-team All-MAC pick by *Lindy's Sports*, and a third-team All-MAC selection by *Phil Steele*, and a fourth-team All-MAC pick by *Athlon Sports*... has started 24 consecutive games.

**As a Junior (2019):** Started all 12 games, 10 at center and two at left guard...moved to left guard at UMass and against Kent State.

**As a Sophomore (2018):** Started all 12 games at center...one of nine Zips to start every game...in the stunning win at Northwestern, the O-line protected QB Kato Nelson perfectly, giving up no sacks...lettered...enrolled at Akron in January 2018.

**College: As a Freshman (2017):** Started 11 games as a true freshman for coach Tom Craft at Riverside City College in 2017...team went 10-2 and appeared in the CCAA SoCal Championship...Dean's List.


**High School:** First-team All-State (small school) selection as a senior...two-time All-Conference honoree...played on both lines for coaches Keoki Burbank and Sean Curry at McKinleyville HS...finished prep career with



**Bryce Petersen**

145 tackles, including 57 solo stops, 13 sacks, and an interception...as a senior in 2016, had 42 tackles, including 10 solos stops, in eight games...four-year letterwinner...scored a touchdown as a junior...had eight sacks as a sophomore...Honor Roll student.

**Personal:** Parents are Drew and Paula Petersen...has an older sister Abby who is an officer in the Air Force...father played football at Yuba College and Chico State...sport studies major.



#60

## DEAN RAMICONE

OLB | Sr. (R) | 6-0 | 215  
Brunswick, Ohio  
| Brunswick

**As a Redshirt Junior (2019):** Dean's List...played in two games...saw action at Northern Illinois and at Miami on special teams...made a solo tackle at Miami.

**As a Redshirt Sophomore (2018):** Played in one game...made collegiate debut in the win over Morgan State.

**As a Sophomore (2017):** Redshirted.

**High School:** All-Greater Cleveland Conference...Honorable Mention All-District...played linebacker for coach Luke Beal at Brunswick HS...led the team in tackles as a senior in 2015...also lettered in rugby, track, wrestling...qualified for districts in wrestling.

**Personal:** Parents are Dean Ramicone, Sr., and Laurel Ramicone...has a younger sister, Madeleine, and a younger brother, Dante...wants to go to law school...political science-security studies major.



#7

## JULIAN RICHARDSON

OLB | So. | 6-3 | 220  
Albany, Ga. | Westover

**As a Freshman (2019):** Played in 11 games...on the season, had 20 tackles, including 3.0 TFL for a loss of two yards...had three tackles against Ohio...had a season-high five tackles, including three solo stops, at Bowling Green...had two tackles against Troy and Buffalo...had a solo tackle at Central Michigan...made two solo stops in his collegiate debut at Illinois.

MEET THE ZIPS

**High School:** Three-year letterwinner at defensive end for coach Olten Downs at Westover HS...two-time first-team All-Region selection...2018 Honorable Mention All-State...as a senior had 80 tackles, including 30 solo stops and 12.0 TFL, and nine sacks...ranked in the Top 5 in the region for sacks...had four sacks in the 28-12 win over Americus-Sumter en route to WALB Player of the Week honors...as a junior had 73 tackles...as a sophomore, had 37 tackles...also participated in track for one year...All-Academic honoree...had the highest GPA on the football team.

**Personal:** Parents are Julian Richardson and Lisa Richardson...has three older sisters- Stephanie, Amanda, and Taylor- and an older brother Arthur... sport management major.

**RICHARDSON'S CAREER STATS**

DEF	G-GS	UA	A	Total	TFL	Sacks	INT	PBU	FF	FR	Blkd
2019	11-0	12	8	20	3.0-2	0	0	0	0	0	0



**Jordyn Riley**

**As a Freshman (2017):** Redshirted.

**High School:** Played cornerback and wide receiver as a senior for coach Willie Offord at North Marion HS...as a junior at Lake Weir HS, had 51 tackles, two interceptions, and a fumble recovery...offensively had 32 receptions for 667 yards and 10 touchdowns...also played basketball and participated in track...events included 100 meters, high jump, long jump, triple jump, and 4x100 relay.

**Personal:** Parents are Tracy Welcome and Vimel Poole...has an older sister Breanne Woods and a younger brother V.J. Poole...media studies major.

**RILEY'S CAREER STATS**

DEF	G-GS	UA	A	Total	TFL	Sacks	INT	PBU	FF	FR	Blkd
2018	3-0	2	1	3	0.0-0	0.0-0	0	0	0	0	0
2019	11-7	20	7	27	1.0-2	0.0-01-15	5	0	0	0	0
<b>Totals</b>	<b>14-7</b>	<b>22</b>	<b>8</b>	<b>30</b>	<b>1.0-2</b>	<b>0.0-01-15</b>	<b>5</b>	<b>0</b>	<b>0</b>	<b>0</b>	<b>0</b>



#6

**JORDYN RILEY**

**CB | Jr. (R) | 5-10 | 190**  
**Citra, Fla. | North Marion**

**As a Redshirt Sophomore (2019):** Played in 11 games with seven starts at corner...had 27 tackles, 1.0 TFL, five break-ups, and an interception... against Ohio, had six tackles and a break-up...against Eastern Michigan, had six tackles...against Kent State, had three tackles, including a TFL...at UMass, had five solo stops and a break-up...against Troy, had three solo stops... against UAB, made his first career interception. He returned it 15 yards.

**As a Redshirt Freshman (2018):** Played in three games...had three tackles on the season...in the win over Morgan State, had two tackles...played in the stunning win at Northwestern...made a solo stop against Miami.



**Jordyn Riley & Oscar Rodriguez**



#63

**ALEX ROBARGE**

**OL | Fr. (R) | 6-5 | 305**  
**Chagrin Falls, Ohio**  
**| Kenston**

**As a Freshman (2019):** Dean's List...redshirted.

**High School:** Three-year letterwinner for coach Jeff Grubich at Kenston HS...team won the 2018 D3 state championship...All-Ohio, All-WRC, and All-District selection...Honor Roll student.

**Personal:** Son of Mike and Stephanie Robarge...has two brothers - Tyler and Max...civil engineering major.





#36

## KYLE ROMENICK

P | Fr. (R) | 6-2 | 200  
Fort Mill, S.C. | Fort Mill

**As a Freshman (2019):** Redshirted.

**High School:** Five-star recruit by Chris Sailer and Kohls...three-year letter-winner for coach Rob McNeely at Fort Mill HS...saw action at punter, kicker, and holder...competed at the Kohl's Kicking National Scholarship Camp...averaged 53 yards with 4.3 seconds of hang time during camp...2017 NC region punt champion.

**Personal:** Born January 8, 2001...parents are Darleen and Joe Romanick...has a younger sister Samantha...volunteered at Rice and Beans, a program that feeds the homeless...sport management major.



#88

## TIMOTHY SCIPPIO

WR | Jr. | 6-2 | 213  
Fort Lauderdale, Fla.  
| Coconut Creek

**As a Sophomore (2019):** Played in 11 games with five starts at receiver...had 12 receptions for 221 yards and three touchdowns...at Miami, had two receptions for 43 yards and a touchdown...scored a 34-yard touchdown to open the fourth quarter, bringing UA within three, 20-17...against Eastern Michigan, had two receptions for 91 yards, including a career long 87-yard touchdown...at Northern Illinois, had a six-yard reception...against Kent State, had two receptions for 28 yards...at UMass, had two receptions for 34 yards...had a three-yard catch at Central Michigan...made the most of his first career start against UAB...had the first two receptions of his collegiate career for 16 yards, including a seven-yard touchdown reception on his second catch.

**As a Freshman (2018):** Played in five games...saw action in the win over Morgan State, at Buffalo, against Bowling Green, at Ohio, and at South Carolina...recorded no stats...lettered.

**High School:** Played senior year for coach Gerald Cox at Coconut Creek HS...played three prior seasons at Dillard HS...also ran track.

**Personal:** Mother is Melissa Scippio...criminal justice major.



Timothy Scippio

### SCIPPIO'S CAREER STATS

RECEIVING	G-GS	Rec	Yds	TD	Lg	Avg/C	Avg/G
2018	5-0	0	0	0	0	0.0	0.0
2019	11-5	12	221	3	87	18.4	20.1
<b>Total</b>	<b>16-5</b>	<b>12</b>	<b>221</b>	<b>3</b>	<b>87</b>	<b>18.4</b>	<b>20.1</b>



#5

## MICHAEL SCOTT

OLB | Jr. (R) | 6-3 | 242  
Tallahassee, Fla.  
| North Florida Christian |  
Iowa Western CC

**As a Redshirt Sophomore (2019):** Played in all 12 games with three starts at linebacker...had 24 tackles, 2.0 TFL, two forced fumbles, a break-up, and a hurry...against Ohio, had two tackles...against Eastern Michigan, had two tackles...at Bowling Green, had two tackles and a hurry...at Northern Illinois, had six tackles...against Buffalo, joined the starting line-up for the first time and finished with two tackles and a break-up...against Kent State, had two solo stops, 2.0 TFL for a loss of eight yards, and a forced fumble...against Troy, made two solo stops...against UAB, had two tackles...made two tackles at Illinois...enrolled at Akron in January 2019.

**College:** Played defensive line at Iowa Western Community College as a sophomore in 2018...saw action in 10 games...had 23 tackles, including 10 solo stops and 3.0 TFL, and a block...redshirted as a true freshman at Tulane in 2017...originally signed with South Florida.

**High School:** Three-star recruit by ESPN.com (#98 outside linebacker in the nation, #246 player in Florida), 247sports.com (#94 outside linebacker in the nation, #224 player in Florida), and Rivals.com...two-star status by Scout.com...four-year letterman for coach Steve Price at North Florida Christian HS...rated a three-star prospect by ESPN.com...reached the Class 2A state playoffs all four seasons...as a senior, registered 64 tackles, 11 tackles for

MEET THE ZIPS



**Michael Scott**

loss and two sacks...as a junior, tallied 80 tackles, seven tackles for loss, a forced fumble, and 4.5 sacks on his way to receiving Class 2A second-team All-State honors...as a sophomore, totaled 47 tackles, two tackles for loss and one forced fumble...also lettered in basketball as a junior and sophomore.

**Personal:** Parents are Lesley and Marvin Scott, Sr....has a brother Marvin, Jr....marketing major.

**SCOTT'S CAREER STATS**

DEF	G-GS	UA	A	Total	TFL	Sacks	INT	PBU	FF	FR	Blkd
2019	12-3	13	11	24	2.0-8	0.0	0	2	2	0	0



**JACOB SHAFER**

**TE | Fr. (R) | 6-2 | 220**  
**Portersville, Pa.**  
**| Slippery Rock**

**As a Freshman (2019):** Redshirted.

**High School:** Three-year letterwinner for coach Larry Wenderusz at Slippery Rock HS...played middle linebacker, tight end, and quarterback ... named to the Regional HS Football All-Star Sweet 16 Defense...all-conference selection at linebacker...District 10 All-Star...recipient of the Coaches' Sacrifice Award... also participated in track and field for three years...played basketball for one season.

**Personal:** Parents are Richard and Heather Shaffer...has an older sister Ansley and two younger brothers- Luke and Jed...construction engineering technology major.

#46

#84




**KENYON SHOLTY**

**TE | Fr. (R) | 6-4 | 255**  
**Terre Haute, Ind. | South Vigo**

**As a Freshman (2019):** Redshirted.

**High School:** Three-year letterwinner for coach Tim Herrin at South Vigo HS...2019 All-Conference...2019 Team MVP...played tight end, defensive end, and outside linebacker...during prep career, had 41 receptions for 464 yards and five touchdowns...also had 178 tackles...named to the First Financial Wabash Valley Classic All-Tournament Team...as a senior, recorded 286 receiving yards and four touchdowns as well as 67 tackles... participated in the Wabash Valley All-Star game...2018 Honorable Mention All-Conference...also a three-year letterwinner in basketball...recipient of the McFarland Family Foundation Full Academic Scholarship.

**Personal:** Parents are Brianne Sholty and Warren English-Malone...has two younger sisters - Karizma and Kamea...father played cornerback at Indiana State (2004-07)...sport management major.



**ETHAN SLIKE**

**PK | So. (R) | 6-0 | 180**  
**Greenburg, Pa. | Greensburg Central Catholic**

**As a Redshirt Freshman (2019):** President's List for a perfect 4.0 GPA... Dean's List...did not see game action.

**As a Freshman (2018):** Redshirted.

**High School:** Two-year placekicker and punter for coach Aaron Smetanka at Greensburg Central Catholic HS...two-time first-team All-Eastern A Conference selection...as a senior, went a perfect 6-for-6 in field goals... participated in the 2018 WCAA All-Star game...also a three-year letterwinner in soccer...player basketball for two seasons...National Honor Society member...Student Council Class representative...Westmoreland County Scholar-Athlete...two-time Kick-it for Cancer champion...Columbian Squires member.

**Personal:** Parents Drew and Shanley Slike...has two brothers - Riley and Charles... financial management major.

#46

ZIPS RISE TOGETHER



#41

**CORY SMIGEL**

**PK/P | So. (R) | 5-8 | 150**  
**North Royalton, Ohio**  
**| North Royalton | Syracuse**

**As a Redshirt Freshman (2019):** Played in nine games...on the season, went a perfect 8-for-8 in extra points and 5-for-6 in field goals...finished as the Zips' scoring leader with 23 points...against Ohio, scored Akron's only points with a 25-yard field goal for his fifth consecutive made field goal... at Miami, tied the game at 3-3 at the beginning of the second quarter with a 33-yard field goal... tacked on two extra points...against Eastern Michigan, nailed two extra points and 14-yard inside kick...at Bowling Green, put UA on the scoreboard on the opening drive with a career-long 35-yard field goal...on the Zips' second drive, repeated the feat with another 35-yarder... had two field goals on the day...against Kent State, missed a 46-yard field goal but rebounded with a 24-yard field goal for UA's only points...at UMass, converted three extra points, the most in his young career...against Troy, converted his first extra point...at Central Michigan, converted an inside kick, giving Akron the ball back with two minutes to go.

**As a Freshman (2018):** Enrolled as a true freshman at Syracuse in January 2018...redshirted.

**High School:** Special Teams MVP...averaged 54.4 yards on kickoffs...hit a long of 60 yards as a senior...averaged 37.1 yards per punt with a long of 61 yards...as a senior in 2016, went 5-of-7 in field goals and 18-of-18 in extra points...also played soccer.

**Personal:** Parents are Butch and Bev Smigel...has two brothers- Jordan and Tyler- and two sisters- Alyson and Kelsey...organizational supervision major.

**SMIGEL'S CAREER STATS**

KICKOFFS		G	No.	Yards	Avg	TB		
2019		9	1	12	12.0	0		
KICKING		G	FG	Pct.	Lg	XP	Pct.	Pts.
2019		9	5-6	83.0	35	8-8	100.0	23



#95

**BRENDAN SMITH**

**DL | Fr. (R) | 6-6 | 285**  
**Debary, Fla.**  
**| University Orange City**

**As a Freshman (2019):** Redshirted...played in four games...recorded no stats...made collegiate debut at Illinois.

**High School:** Played defensive end for coach Brian Kells at University Orange City HS.

**Personal:** Parents are Tracy and David Smith...has an older brother Jordan... accounting major.



#2

**NATE STEWART**

**WR | Sr. (R) | 6-2 | 200**  
**Bethlehem, Pa. | Pius X**

Will wear jersey #2 for his senior season.

**As a Redshirt Junior (2019):** Played in all 12 games with seven starts at receiver...the Zips' top receiver with 37 receptions for 529 yards and three



**Nate Stewart**

ZIPS RISE TOGETHER

## MEET THE ZIPS

touchdowns...averaged 14.3 yards per catch...at Miami, had three receptions for 66 yards...at Bowling Green, led the receivers with three catches for 26 yards...at Northern Illinois, had a four-yard reception...against Buffalo, had four receptions for 42 yards...against Kent State, was the top receiver with 71 yards on four receptions...at UMass, had four receptions for 46 yards and a 17-yard touchdown...against Troy, had four receptions for a career-high 89 yards...at Central Michigan, was the top Zip receiver with a career-high five receptions for 78 yards and a touchdown...against UAB, scored his first touchdown of the season and the second of his collegiate career, finishing the game with four receptions for 28 yards...in the opener at Illinois, was the Zips' leader with five receptions for 79 yards...wore jersey #5 after wearing #15 for two seasons.

**As a Redshirt Sophomore (2018):** Played in 10 games with nine starts at wide receiver...finished the season with 280 yards and a touchdown on 22 receptions...joined the starting line-up in the win over Morgan State...had a 15-yard reception...in the stunning win at Northwestern, had three receptions for 22 yards...At Iowa State, led the receivers with a career-high four receptions for a career-high 52 yards...against Miami, put UA on the scoreboard in the second quarter with a 17-yard TD reception, the first touchdown of his career...had two receptions for 32 yards at Buffalo...had three receptions for 36 yards in the win at Kent State...in the win over Central Michigan, had two receptions for 62 yards...against Northern Illinois, had three receptions for 36 yards...lettered.

**As a Redshirt Freshman (2017):** Played in eight games...also saw action with the kickoff return unit...had three receptions for 45 yards on the season...had a nine-yard reception against Toledo in the MAC Championship game...made a 32-yard catch against Iowa State...had a four-yard reception at No. 6 Penn State...lettered.

**As a Freshman (2016):** Redshirted.

**High School:** Four-time All-Conference selection...2014 All-State honoree...played both sides of the ball for coach Phil Stambaugh at Pius X HS...in prep career, had 42 receiving touchdowns, more than 200 catches and 2,000 yards...defensively, had 11 interceptions and four kick returns...participated in the Lehigh Valley Conference McDonald's All-Star game...also a four-year letterwinner in basketball and track...played in All-Star game for basketball.

**Personal:** Parents are Natalie and Lester Stewart...has a younger brother-Jalen- and two younger sisters- Keturah and Samaria...media studies major.

### STEWART'S CAREER STATS

RECEIVING	G-GS	Rec	Yds	TD	Lg	Rec/G	Avg/C	Avg/G
2017	8-0	3	45	0	32	0.4	15.0	5.6
2018	10-9	22	280	1	56	2.2	12.7	28.0
2019	12-7	37	529	3	49	3.1	14.3	44.1
<b>TOTAL</b>	<b>30-16</b>	<b>62</b>	<b>854</b>	<b>4</b>	<b>56</b>	<b>2.1</b>	<b>13.7</b>	<b>28.5</b>

KICK RET.	G-GS	No.	Yds	TD	Lg	Avg/R
2018	10-9	2	43	0	26	21.5

PUNT RET.	G-GS	No.	Yds	TD	Lg	Avg/R
2019	12-7	1	1	0	1	1.0



#2

## COREY THOMAS, Jr.

S | Fr. (R) | 6-4 | 207  
Pittsburgh, Pa. | Penn Hills

Will wear jersey #2 this season after wearing #55 as a true freshman.

**As a Freshman (2019):** Redshirted...played in three games with one start at safety...one of only seven true freshmen to earn a starting nod...had two tackles and an interception...at Miami, joined the starting line-up...finished with two tackles and an interception...made his collegiate debut against Bowling Green on special teams.

**High School:** Three-star recruit by 247Sports.com...the No. 19 overall player in Pennsylvania...No. 8 ranked Akron recruit all-time by 247Sports.com...three-year letterwinner for coach Jon LeDonne at Penn Hills HS...played safety, wide receiver, cornerback, and linebacker...three-time All-5A Northern Conference selection...team went 16-0 in 2018 en route to the WPIAL and state championship...also won the 2016 WPIAL...National Honor Society member.

**Personal:** Parents are Bobbi Thomas and Corey Thomas, Sr...has a younger brother Cameron and sister Caidyn...father coaches high school football...business administration major.

### THOMAS' CAREER STATS

DEF	G-GS	UA	A	Total	TFL	Sacks	INT	PBU	FF	FR	Blkd
2019	3-1	1	1	2	0.0-0	0.0	1-0	0	0	0	0



Corey Thomas, Jr.



#30

## JARRED URAN

LB | Fr. (R) | 6-2 | 208  
Cincinnati, Ohio  
| La Salle

**As a Freshman (2019):** Redshirted...played in four games...recorded no stats.

**High School:** Two-star recruit by 247Sports.com...played outside linebacker for coach Patrick McLaughlin at La Salle HS, one of the best programs in the state...GCL Linebacker of the Year...first-team All-GCL...first-team All-District...second-team All-State...Skyline Chili Crosstown Showdown MVP vs. Colerain...as a senior, had 95 tackles, five break-ups, three forced fumbles, and two fumble recoveries.

**Personal:** Parents are Angie and Chris Uran...has two brothers- Derek and Graham- and a sister Alana...business administration major.



#13

## KEVIN WALLS

WR | Fr. (R) | 6-6 | 215  
Westlake, Ohio | Westlake

**As a Freshman (2019):** Dean's List...redshirted.

**High School:** Played wide receiver and free safety for coach Jason Hall at Westlake HS...as a senior, had 32 receptions for 587 yards and seven touchdowns...also played center for the basketball team...outstanding track athlete...All-District...two-time regional champion in the 100 meters (11.0) and two-time state qualifier in the 4x100.

**Personal:** Parents are Renee Walls and Phillip Walls...has two brothers - Shawn and Phillip...cybersecurity major.



#18

## A.J. WATTS

CB | So. | 6-1 | 192  
Columbus, Ga. | Carver

Will wear jersey #18 this fall after wearing #31 last season.

**As a Freshman (2019):** Played in all 12 games with seven starts at corner...the only true freshman to play in all 12 games...one of only seven true freshmen to earn a starting nod and led all freshmen with seven starts... had 33 tackles, 2.5 TFL, a team-best six break-ups, a forced fumble, and a fumble recovery...against Ohio, had two tackles, a fumble recovery, and a break-up...at Miami, had six tackles, including 2.0 TFL for a loss of five yards, and a break-up...against Eastern Michigan, had four tackles...at Bowling Green, had three tackles...at Northern Illinois, had four tackles and a break-up...against Buffalo, had seven tackles, a forced fumble, and two break-ups... against Kent State, joined the starting line-up and finished with five tackles... had two solo stops at UMass.

**High School:** Three-star recruit by 247Sports.com...played safety for coach Calvin Arnold at Carver HS...as a senior, had 46 tackles, including 37 solo stops, five interceptions, two forced fumbles, and a fumble recovery...team won 9-2 overall and 7-1 in conference play in 2018...also played basketball... All-State selection...averaged 22.0 points per game.

**Personal:** First name is Anthony...parents are Anthony Watts, Sr., and Shakera Craig Watts...has three brothers - Antwone, Antonio, and Antavius... sport management major.

### A.J. WATTS' CAREER STATS

DEF	G-GS	UA	A	Total	TFL	Sacks	INT	PBU	FF	FR	Blkd
2019	12-7	19	14	33	2.5-7	0	0	6	01-0	0	



#9

## DEMETRICK WATTS II

LB | Sr. (R) | 6-3 | 225  
Riverside, Calif. | Hillcrest  
| Humboldt State

**As a Redshirt Junior (2019):** Played in three games with one start at linebacker...had three tackles...made two stops in the season opener at Illinois...had a solo tackle at Central Michigan.

MEET THE ZIPS

**College:** Played two seasons at middle linebacker at Humboldt State...team captain...as a sophomore in 2018, led team with 95 tackles, 6.0 TFL, 4.0 sacks for a loss of 22 yards, two hurries, a break-up, and an interception...as a redshirt freshman in 2018, played in nine games...had 28 tackles, a sack, and a break-up.

**High School:** Three-year letterwinner at linebacker and running back for coach John Brandom at Hillcrest HS...two-time All-River Valley League selection...Citrus Belt League Athlete of the Year...as a senior, had 120 tackles, 11 TFL, six sacks, 1100 rushing yards and 16 touchdowns...participated in the 2016 California Classic All-Star game...twice selected as the Linebacker MVP.

**Personal:** Parents are Demetrick Watts and Kimberly Turner...has two brothers- Darian and Charlie - and three sisters - Zhane, Mya, and Makayla...organizational supervision major.

**DEMETRICK WATTS' CAREER STATS**

DEF	G-GS	UA	A	Total	TFL	Sacks	INT	PBU	FF	FR	Blkd
2019	3-1	2	1	3	0.0-0	0.0	0	0	0	0	0



#19

**ANDRE WILLIAMS**

**WR | Jr. (R) | 5-10 | 185**  
Orlando, Fla. | Winter Park

**As a Junior (2019):** Redshirted...played in first four games of the season... had two starts- against Central Michigan and Troy...on the season, had 10 receptions for 96 yards...against Troy, had two receptions for eight yards... had five receptions for 58 yards at Central Michigan...against UAB, had two receptions for 21 yards...had a nine-yard reception in the opener at Illinois...2019 preseason second-team All-MAC by Phil Steele and third-team All-MAC by *Athlon Sports*.

**As a Sophomore (2018):** Recipient of the Harry "Doc" Smith Award... played in 11 games with 10 starts at wide receiver...Zips' leading receiver with 649 yards and six touchdowns on 46 receptions...earned his first appearance in the starting line-up in the win over Morgan State...finished with four receptions for 46 yards and a touchdown...his 32-yard TD was just the second in his young career...in the stunning win at Northwestern, had three receptions for 85 yards and a touchdown, including a 56-yard catch... put UA on the scoreboard at Iowa State with a 26-yard touchdown reception (from Kato Nelson) in the first quarter...finished with two receptions for 45 yards...led the Zips against Miami with a career-high seven receptions for 66 yards...at Buffalo, led the Zips with 47 yards on three receptions...in the win at Kent State, led the Zips with 72 yards and a touchdown in overtime...in the win over Central Michigan, led the Zips with five receptions for 50 yards... against Northern Illinois, led UA with a career-high eight receptions for a career-high 129 yards and a touchdown...had 90 yards receiving in the first half alone...it marked the first 100-yard receiving game of his young career...

had two receptions for 24 yards against Bowling Green...led UA at Ohio with 81 yards and a touchdown on seven receptions...lettered.

**As a Freshman (2017):** Played in 12 games...one of just seven true freshmen to see game action...also saw action with the kickoff return unit...finished with four receptions for 70 yards on the season...in the MAC Championship game against Toledo, had a 37-yard reception...made a 20-yard catch in the win over Ohio...had two receptions for 13 yards at Miami... lettered.

**High School:** Four-year letterwinner at wide receiver and defensive back for coach Tim Shifflet at Winter Park HS...All-Conference selection...as a senior, rushed for 500 yards, had 500 receiving yards on 40 catches, and 15 touchdowns...also played basketball.

**Personal:** Parents are Michelle Burris and Adam Williams...has a younger sister- Arianna- and a younger brother- Aaden...sport management major.

**WILLIAMS' CAREER STATS**

RECEIVING	G-GS	Rec	Yds	TD	Lg	Avg/C	Avg/G
2017	12-0	4	70	0	37	17.5	5.8
2018	11-10	46	649	6	56	14.1	59.0
2019	4-2	10	96	0	23	9.6	24.0
<b>TOTAL</b>	<b>27-12</b>	<b>60</b>	<b>815</b>	<b>6</b>	<b>56</b>	<b>13.6</b>	<b>30.2</b>



#90

**BRYCE WILSON**

**DL | So. | 6-3 | 285**  
Lilburn, Ga. | Parkview


**As a Freshman (2019):** Played in eight games...had nine tackles, 1.0 TFL, and a forced fumble on the season...made collegiate debut at Illinois and had two solo stops...recorded a TFL for a loss of one yard at UMass...had two tackles and a forced fumble against Buffalo...made two solo stops at Miami.

**High School:** Three-star recruit by 247Sports.com...team captain...played defensive end and quarterback for coach Eric Godree at Parkview HS...2018 Honorable Mention All-State selection...All-Region pick...helped team to an 11-1 overall record and perfect 6-0 record in regional play in 2018...as a senior, had 38 tackles, including 22 tackles, 2.0 sacks, six hurries, and one break-up...participated in the GACA All-Star Game...also played basketball and participated in track...National Honor Society member.

**Personal:** Parents are Khacya Wilson and Brandon Wilson...has two brothers - Kobe and Roman...sport management major.

**WILSON'S CAREER STATS**

DEF	G-GS	UA	A	Total	TFL	Sacks	INT	PBU	FF	FR	Blkd
2019	8-0	8	1	9	1.0-1	0.0-0	0	0	1	0	0



#24

**MAVERICK WOLFLEY**

**TE | Jr. (R) | 6-3 | 240**  
**Morgantown, W.Va. |**  
**Morgantown | West Virginia**

Will wear jersey #24 this season after wearing #26 for two seasons.

**As a Redshirt Sophomore (2019):** Played in seven games with five starts at tight end...had five receptions for 68 yards and two touchdowns...against Buffalo, had a two-yard rush and two receptions for 30 yards...against Troy, scored the Zips' only touchdown, a 21-yard touchdown reception in the first quarter...at Central Michigan, caught a five-yard touchdown pass to end the first half...at Illinois, saw significant playing time but recorded no stats.

**As a Redshirt Freshman (2018):** Played in all 12 games with one start at tight end...on the season, had four receptions for 58 yards and a touchdown...in his collegiate debut, had a six-yard reception in the win over Morgan State...in the stunning win at Northwestern, caught one pass- a 26-yard touchdown, the first of his collegiate career... made his first appearance in the starting line-up at Buffalo...had an 18-yard reception...had a 10-yard reception against Bowling Green...lettered...named the Unsung Hero on offense following spring drills.

**As a Freshman (2017):** Sat out the 2017 season per the NCAA transfer rules.

**College:** Enrolled at West Virginia following high school (spring 2017)... transferred to Akron before fall camp 2017.

**High School:** Three-year letterwinner at linebacker and running back for coach Matt Lacey at Morgantown HS...finished prep career with 302 tackles and five sacks...as a senior in 2016, had 89 tackles, two sacks, and 12 TFL... Honorable Mention All-State and an All-OVAC selection...helped Morgantown to a 10-3 record, advancing to the state semifinals...as a junior and sophomore, second-team All-State and an All-OVAC selection...also lettered in basketball.

**Personal:** Parents are Dale and Kathleen Wolfley...has three brothers - Stone, Jaden, and Kyle - and a younger sister, Talley...father and brother Stone played football at West Virginia...father was a standout performer on the offensive line for WVU on the 1988 team that played for the national championship... Uncle Ron Wolfley was also a former Mountaineer standout at fullback and for almost 10 years in the NFL, including four years as an NFL Pro Bowl selection... Grandfather Ray Mansfield started at the University of Washington and played 14 years in the NFL, including 13 with the Pittsburgh Steelers...criminology and criminal justice major.

**WOLFLEY'S CAREER STATS**


RECEIVING	G-GS	Rec	Yds	TD	Lg	Avg/C	Avg/G
2018	12-1	4	58	1	24	14.5	4.8
2019	7-5	5	68	2	24	13.6	9.7
Total	19-6	9	126	3	24	14.0	6.6



**Maverick Wolfley**

# NEWCOMERS

ZIPS RISE TOGETHER



#48

## KAVARI ADAMS

**DB | R-So. | 5-10 | 171**  
**Detroit, Mich. | Renaissance**  
**| Concordia**

**College:** Spent two seasons with coach Joshua Schmacher at Concordia University...As a Freshman (2018): Redshirted.

**High School:** Played defensive back for coach Drake Wilkins at Detroit's Renaissance HS...selected for the 2017 Legacy All-Star game...also participated in track...All-City hurdler...captured the silver in the 2018 110 hurdles.

**Personal:** Parents are Tanecha Wesson and Bruce Adams...has a younger brother Jordan...plays the cello and piano...business administration major.



#68

## DEACON ALLEN

**DL | Fr. | 6-1 | 290**  
**Rockmart, Ga. | Rockmart**

Enrolled at Akron in January 2020.

**High School:** Three-star recruit by 247Sports.com...four-year letterwinner for coach Biff Parson at Rockmart HS...played on defensive and offensive lines...

team went 11-1 in 2019 en route to the second round of the playoffs...2019 second-team All-Region selection...team went 14-1 in 2018 and was the state championship runner-up...2018 first-team All-State and All-Region at offensive line and second-team All-Region at defensive line...2017 second-team All-region...2018 Honorable Mention All-Region...also participated in wrestling and track...finished fourth in 2017 state wrestling championship.

**Personal:** Parents are Angela Allen and Alvin Allen...has three older brothers- Larry, Alvin III, and Quincy...public relations major.



#12

## CHARLES AMANKWAA

**DB | R-So. | 5-11 | 180**  
**Hillsborough, N.J. | Hillsborough | Monroe**

Enrolled at Akron in January 2020.

**College:** Spent two seasons with coach Terry Karg at Monroe College... team captain...played corner...2019 first-team All-Conference...played in 11 games...had 20 tackles, 18 break-ups, and four interceptions for 77 return yards and a touchdown...redshirted as a true freshman.

**High School:** Four-year letterwinner for coach Kevin Carty at Hillsborough HS...2017 Mini Maxwell 100 recipient...2016 first-team All-Conference... also ran track.

**Personal:** Parents are Thomas Amankwaa and Grace Konadu...has two brothers - David and Thomas - and a younger sister Cynthia...organizational supervision major.





#59

## BEAU BACHIE

LB | Fr. | 5-11 | 222  
Cleveland, Ohio  
| Berea-Midpark

**High School:** Played at Berea-Midpark High School.

**Personal:** Parents are Joe and Kristin Bachie...majoring in sales management.



#34

## JAYLEN BALL

RB | Fr. | 5-9 | 192  
Columbus, Ohio  
| St. Francis DeSales

**High School:** Three-year letterwinner at running back and linebacker for coach Ryan Wiggins at St. Francis DeSales HS...Academic All-Ohio selection...as a senior, rushed for 600 yards and eight touchdowns in six games...also had 50 tackles...also ran track...advanced to the state final in the 4x100 meter relay in 2019.

**Personal:** Parents are Warren and Danielle Ball...has an older brother Warren, a former Zip team captain and running back [2016-17], and a younger sister Maya...wants to pursue a career as a physical therapist...exercise science/pre-physical therapy major.



#40

## KYLE BISCHOF

LB | Fr. | 6-0 | 220  
Mentor, Ohio | Mentor

**High School:** Three-year letterwinner at linebacker for coach Steve Trivisonno at Mentor HS...two-time All-Conference selection...All-Lake County...during prep career, totaled 240 tackles and six sacks...as a senior

in 2019, team went 13-1 overall and undefeated in the regular season... Greater Cleveland Conference champion, regional champion, and final four runner-up...as a junior in 2018, team went 11-2 as conference champion and regional runner-up...as a sophomore in 2017, team went 13-2 as state runners-up and conference champion...four-year Honor Roll student.

**Personal:** Parents are Kelly and Robert Bischof...has two brothers - Ryan and Brad...Ryan plays football at Edinboro...chemical engineering major.



#10

## TRISTIAN BRANK

TE | Fr. | 6-4 | 230  
Asheville, N.C.  
| Clyde A. Erwin

**High School:** WMAC All-Conference at tight end and defensive end for coach Rodney Pruett at Clyde A. Erwin HS...as a senior, had 43 catches for 579 yards and nine touchdowns...as a junior, had 30 catches for 346 yards and three touchdowns...defensively, had 29 tackles and eight sacks...also lettered in basketball.

**Personal:** Parents are Anita Brank and Steve Brank...has a younger brother Brendon...supply chain/operations management major.



#55

## COLLIER BROWN

OLB | Fr. | 6-2 | 232  
Washington Court House,  
Ohio | Washington

**High School:** Three-sport athlete...three-year letterwinner for coach Chuck Williamson at Washington HS...2019 All-State Honorable Mention, first-team All-District, and first-team All-Conference...during prep career, had 179 tackles, including 128 solo stops, 2.5 sacks, and three fumble recoveries...as a senior, had 131 tackles, including 90 solo stops, 14.5 TFL, and 1.5 sacks...two-time district qualifier in wrestling...also participated in track...five-time Academy of Scholars honoree.

**Personal:** Parents are Christy Brown and Blanton Brown...has a younger brother Cody...nursing major.



#74

**RONAN  
CHAMBERS**

**OL | Fr. | 6-5 | 270**  
**Olmsted Township, Ohio**  
**| St. Edward**

**High School:** Three-star recruit by 247Sports.com...two-year letterwinner for coach Tom Lombardo at St. Edward HS...2019 third-team All-State, first-team All-District, and Honorable Mention All-Plain Dealer selection...team was 2019 regional runner-up...2018 OHSAA Division I state champion...also played basketball...National Honor Society student.

**Personal:** Parents are Dan and Kathleen Chambers...has two brothers-Danny and Emmett - and two sisters - Fiona and Bridget...mother (soccer) and brother Danny (basketball) played at Case Western Reserve...brother Emmett plays basketball at John Carroll...business administration major.




#26

**ISIAH  
CHILDS**

**RB | Fr. | 6-1 | 205**  
**Manhattan, Kan. | Wamego**

**High School:** Three-star recruit by 247Sports.com...two-way player for coach Weston Moody at Wamego HS...saw action at running back and safety...2019 3A Offensive Player of the Year finalist...2019 Top 100 Seniors...first-team All-State at running back and first-team All-Conference...during prep career, totaled 2,356 all-purpose yards and 34 touchdowns...as a senior in 2019, helped team to a 6-3 record...had 1,115 yards and 16 touchdowns...participated in the Kansas Shrine Bowl...also participated in basketball and track...had an offer from Kansas State.

**Personal:** Parents are Erica Glover and Brandon Cameron (stepdad)...has a younger brother Israel...sport studies major.



#44

**SEAN  
CONROY**

**S | So. (R) | 5-10 | 196**  
**North Olmsted, Ohio**  
**| North Olmsted**

**High School:** Played at North Olmsted High School.

**Personal:** Parents are Sean Sr. and Deanna Conroy...majoring in exercise science.



#7

**TEON  
DOLLARD**

**RB | Jr. | 5-11 | 205**  
**Lake City, Fla. | Columbia |**  
**Independence CC**

Enrolled at Akron in January 2020.

**College:** Three-star recruit by 247Sports.com...As a Sophomore (2019): Saw action in 10 games at Independence Community College in 2019 under head coach Kiyoshi Harris... rushed for 569 yards and six touchdowns, averaging 56.9 yards per game...helped the Pirates to a 8-2 overall record and 6-1 conference mark...had 13 carries for 84 yards and two touchdowns against Highland...rushed for 130 yards and a score on 15 carries in the win at Iowa Central...had two touchdowns in the win over Butler...As a Freshman (2018): Played at Alabama A&M for the 2018 season...rushed 21 times for 61 yards and a touchdown...scored first collegiate touchdown at Arkansas-Pine Bluff...also had a 13-yard reception...had 10 carries for 28 yards at Cincinnati...had an offer from Stephen F. Austin.

**High School:** Played for coach Brian Allen at Columbia HS...third-team All-Conference...over prep career, had 176 carries for 1,444 yards...as a senior, had 1,191 yards and 18 touchdowns, averaging 8.4 yards per carry.

**Personal:** Grandmother is Candis Thompkins...sport management major.



#87

## NICK DOTTORE

TE | Fr. | 6-1 | 215  
Chagrin Falls, Ohio  
| St. Edward

**High School:** Two-year letterwinner at tight end and H-back for coach Tom Lombardo at St. Edward HS...team was 2019 regional runner-up and finished 11-2 overall...as a senior, had 27 receptions for 393 yards, four touchdowns, and 11 knockdown blocks...team was the 2018 Ohio Division I state champion...finished 11-3 overall and ranked No. 9 nationally...FCA Ambassador.

**Personal:** Parents are Thomas and Jennifer Dottore...has two brothers-Anthony and Will...sales management major.

eight touchdowns...as a senior, had 93 tackles, four interceptions, and 40 receptions for 638 yards...participated in the Central District All-Star game...also a three-year letterwinner at shortstop...first-team All-Conference and All-District in baseball.

**Personal:** Parents are Amy and Rob Faulkner...has a younger sister Abby and a younger brother Adam...construction engineering technology major.



#28

## A.J. FELTON

CB | So. (R) | 5-9 | 165  
Fredericksburg, Va.  
| Freedom | UVA-Wise

**UVA-Wise (2019):** Posted four interceptions, 33 tackles, eight pass break-ups, and two punt return yards in 11 games.

**High School:** Four-year letterwinner at Freedom High School...was named first-team all-conference and all-region at quarterback as a senior, while earning first-team all-metro and all-USA accolades at defensive back...as a sophomore, garnered second-team all-region and all-conference at quarterback.

**Personal:** Parents are Antoine Felton Sr., and Marie Yilla...majoring in sport management.



#34

## TYSON DURANT

ATH | Fr. | 6-0 | 176  
Copley, Ohio  
| Canton McKinley

**High School:** Played at Canton McKinley High School.

**Personal:** Parents are Raymond and Tina Durant...majoring in marketing.



#28

## CONNOR FRAN CZ

LB | Fr. | 6-2 | 215  
Westlake, Ohio  
| Saint Ignatius

**High School:** Played for coach Chuck Kyle at Saint Ignatius High School.

**Personal:** Mother is Sharon Francz...majoring in engineering.



#32

## OWEN FAULKNER

S | Fr. | 5-11 | 162  
Sunbury, Ohio  
| St. Francis DeSales

**High School:** Three-year letterwinner at defensive back and wide receiver for coach Ryan Wiggins at St. Francis DeSales HS...two-time first-team All-Conference and All-District selection...set the school record for the most receptions in a season (50)...in prep career, had 161 tackles and six interceptions...offensively, had 50 receptions for 948 yards and



#79

## JOE GAVRILOFF

OL | Fr. | 6-2 | 288  
Kent, Ohio | Kent-Roosevelt

**High School:** Three-year letterwinner for coach Alan Vanderink at Kent-Roosevelt HS...played right tackle and left tackle on the offensive line...also saw action at defensive tackle...first-team All-Suburban League and Honorable Mention District 2...also a two-year letterwinner in lacrosse...four-year Scholar-Athlete...National Honor Society member.

**Personal:** Parents are Todd and Carrie Gavriloff...has an older sister Mary and a twin sister Elizabeth...uncle David Frak was a baseball pitcher at Walsh...suffered hearing loss as a child (age 5)...wears hearing aids but not during games...legally deaf on the playing field...biomedical engineering major.



#65

## TONY GEORGES

OL | Fr. | 6-2 | 290  
Westlake, Ohio | Saint Ignatius

**High School:** Three-year letterwinner for coach Chuck Kyle at Saint Ignatius HS, the alma mater of coach Tom Arth...played tackle, guard, and center...2019 Honorable Mention All-District and Honorable Mention All-Plain Dealer pick...also a four-year letterwinner in track and field.

**Personal:** First name is Antoine...parents are Tony and Rosanna Georges...has a younger brother Joey...volunteers with Labre, serving the poor...finance major.



#20

## COLE GEST

RB | R-Sr. | 5-9 | 195  
Solon, Ohio | St. Edward |  
Indiana

Granted a sixth year of eligibility from the NCAA...enrolled at Akron in January 2020.

**College:** Spent three seasons at Indiana...earned bachelor's degree in liberal studies in 2019...

**As a Redshirt Junior (2019):** Played in four games...rushed four times for 12 yards and a touchdown...also registered a 21-yard kickoff return.

**As a Redshirt Sophomore (2018):** Academic All-Big Ten selection...suffered a season-ending ACL injury in the season-opening win at Florida International...rushed five times for 17 yards and caught one pass for 10 yards.

**As a Redshirt Freshman (2017):** Academic All-Big Ten selection...played in 10 games with one start (at Maryland)...finished second on the team with 428 yards on 93 attempts (4.6 average) with one touchdown in 10 games with one start (at Maryland)...his 428 yards were the fourth-highest freshman total in the Big Ten...made 10 catches for 83 yards and one touchdown...reached the century mark for the first time with 104 yards on a career-high 23 carries (4.5) with one score in the Rutgers win...ran for 82 yards on 17 attempts (4.8) the previous weekend in the victory at Illinois...also recorded a career-best three receptions for 27 yards for a career-high 109 all-purpose yards, making him the IU Offensive Player of the Game...pulled in a 23-yard touchdown and finished with a career-high 28 yards on two catches at Maryland...added a career-best three receptions for 27 yards to push his career-high all-purpose yardage total to 109...recorded 40-plus yards over three straight weeks vs. Georgia Southern (45), at No. 4 Penn State (48) and vs. Charleston Southern (47)...pulled in a 23-yard touchdown and finished with a career-high 28 yards on two catches at Maryland...IU offensive player of the game (Illinois)...As a Freshman (2016): Rushed for 47 yards on 10 attempts in the first three games before suffering a season-ending injury and received a medical redshirt...returned five kickoffs for 110 yards.

**High School:** Running back for head coach Tom Lombardo at St. Edward HS...led St. Edward to Division I state championships in 2014 and 2015 and a 27-3 record...finished his prep career as the school's all-time leading rusher with nearly 4,000 yards and 50 career rushing touchdowns...scored at least one TD in 24 consecutive games...first-team All-Ohio and first-team All-District in 2015...rushed for 2,097 yards with 25 scores as a senior...added 20 receptions, 342 yards and three touchdowns...also had 20 receptions, 342 yards and three touchdowns as a senior...collected 1,854 rushing yards and 25 TDs as a junior...named first-team All-District and special mention All-Ohio...rated the No. 65 prospect in Ohio by Rivals.

**Personal:** Parents are Kelly and Christian Gest...has an older sister Mikenzie...received bachelor's degree at Indiana...pursuing a master's in sport science/coaching.

## GEST'S CAREER STATS

RUSHING	G-GS	Att	Yds	TD	Lg	Avg/A	Avg/G
2016 \$	3-0	10	47	0	15	4.7	15.7
2017 \$	10-1	93	428	1	42	4.6	42.8
2018 \$	1-0	5	17	0	6	3.4	17.0
2019 \$	4-0	4	12	1	5	3.0	3.0
<b>Total</b>	<b>18-1</b>	<b>112</b>	<b>504</b>	<b>2</b>	<b>42</b>	<b>4.6</b>	<b>35.1</b>

\$ - at Indiana



#21

## ANTHONY GRIMES

WR | Fr. | 5-8 | 168  
Pittsburgh, Pa. | Penn Hill

**High School:** Team captain...three-year letterwinner for coach Jon Iedonne at Penn Hills HS...played on both sides of the ball and on returns...two-time All-Conference selection at wide receiver...team won the conference championship twice and never lost a home game...during prep career, had 75 receptions for 1,146 yards and 23 touchdowns...team won the 2018 state championship...participated in the NFBD All-Star game...also lettered in baseball, basketball, and track.

**Personal:** Parents are Tony Grimes, Sr., and Rainy Woods...has two older sisters- Jasmine and Jade...wants to pursue a career as an athletic director... sport management major.



#4

## WOOBENDY GUERRIER

S | R-Jr. | 6-0 | 200  
Homestead, Fla. | South Dade  
| Butler CC

Enrolled at Akron in January 2020.

**College:** Three-star recruit by 247Sports.com.

**As a Sophomore (2019):** Played cornerback for coach Tim Schaffner at Butler Community College...team went 10-3 overall...saw action in four games...had eight tackles and a break-up.

**As a Freshman (2018):** Played for Dodge City Community College...saw action in six games...had seven tackles and an interception.

**High School:** Played safety and corner for coach Nat Hudson at South Dade HS...participated in the 2017 All-Star game...also ran track...competed in the 100- and 200-meter races as well as the long jump.

**Personal:** Father is Corey Sanders...has a brother Stevenson...organizational supervision major.



#9

## BRAYDEN HAWKINS

QB | So. (R) | 6-3 | 218  
Waxhaw, N.C. | Myers Park  
| Louisiana

**Louisiana (2019):** Redshirted

**Prior to Louisiana:** Played at Maryland for one season before spending last year at Northwest Mississippi Community College

**High School:** Went to Myers Park High School in Charlotte, N.C...consensus two-star by 247 Sports as a senior...played in the Blue Gray All-American Game...led Myers Park to a 12-2 record which is the most wins in school history...broke the single-season passing record 3,317 yards and single-game passing record 498 yards...led team to a state championship as a junior finishing with a 13-1 record...all-state and all-region selection.

**Personal:** Parents are Michael and Christy Hawkins...father played football at Kansas...majoring in sport management.



#14

## JULIUS HAWKINS

DL | Fr. | 6-3 | 258  
St. Petersburg, Fla.  
| Boca Ciega

**High School:** Team captain...2019 and 2018 first-team PCAC...Tampa Bay Times Honorable Mention All-South County...as a senior, had 94 tackles, which led the county for a defensive lineman, and a school single-season record of 18 sacks...participated in the Pinellas County All-Star game.

**Personal:** Mother is Mesha Goff ...Business computer science/cybersecurity major.

MEET THE ZIPS



#48


**BLAKE  
HESTER**

WR | Fr. | 5-10 | 171

Ashland, Ky. | Blazer

**High School:** Played at Blazer High School.

**Personal:** Parents are Steve Hester and Phonesavanh Khounlavong...majoring in exercise science.



#19

**MYJADEN  
HORTON**

S | Fr. | 6-2 | 190

Cincinnati, Ohio | Princetn

Enrolled at Akron in January 2020.

**High School:** Three-star recruit by 247Sports.com...three-year letterwinner at quarterback and safety...played for coach Mike Daniels at Princeton HS as a senior...transferred to Princeton after junior season at La Salle...as a junior, threw for 742 yards and seven touchdowns while rushing for 362 yards and three touchdowns...began his prep career at Lakota West...as a sophomore in 2017, threw for 989 yards and five touchdowns while rushing for 134 yards and three touchdowns in 2017.

**Personal:** Nickname is MJ...parents are Mimi and Donte Horton...has two older brothers- Mikel and Myian...father played arena football for the Cincinnati Marshals...brother Mikel was a running back at Kentucky...sport management major.



#90

**ANGELO  
HOWZE**

DL | Jr. (R) | 6-2 | 230

Fishers, Ind. | Fishers  
| Cincinnati

**at Cincinnati:**

**Redshirt Sophomore (2019):** Made lone appearance of the season against UConn.

**Redshirt Freshman (2018):** Made his collegiate debut against Alabama A&M (Sept. 15) before playing against Tulane (Oct. 6).

**Freshman (2017):** Redshirted.

**High School:** Two-way player at Fishers High School for Coach Rick Wimmer...finished with eight receptions for 126 yards and a TD as a senior...recorded 25 tackles with 6.0 for a loss, a sack and forced fumble...caught nine passes for 141 yards and a TD as a junior, starting 10 of 11 games at tight end...also played Rugby, playing in three-straight Division I State Championship finals and winning the crown in 2016.

**Personal:** Parents are Chris and Dara Howze...majoring in biochemistry.



#23

**RONALD  
JACKSON, Jr.**

CB | Fr. | 6-1 | 190

Romulus, Mich. | Belleville

**High School:** Played defensive back for coach Jermain Crowell at Belleville HS...All-Conference...also lettered in track.

**Personal:** Parents are Ronald Jackson, Sr., and Nonetta Tennyson...has an older brother Marland...marketing major.

ZIPS RISE TOGETHER



#17

## JUAN JARRETT

LB | Fr. | 6-2 | 192  
Cincinnati, Ohio | Princeton

**High School:** Three-star recruit by 247Sports.com...two-year letterwinner for coach Mike Daniels at Princeton HS...registered more than 30 tackles as a senior...also ran track...had offers from Central Michigan, Georgia Tech, and Kansas.

**Personal:** Parents are Yuvonne and Joey Lee...has 11 siblings – five brothers and six sisters...would like to pursue a career as a real estate agent...sales management major.



#27

## JAMASON JODWAY

RB | Fr. 5-8 | 188  
Auburn Hills, Mich. | Avondale

**High School:** Played at Avondale High School.

**Personal:** Parents are Jason and Itzel Jodway...majoring in sales management.



#39

## DIMARCO JOHNSON

S | Fr. | 6-1 | 205  
Irmo, S.C. | Dutch Fork

**High School:** Two-year letterwinner at safety for coach Tom Knotts at Dutch Fork HS...played both free safety and strong safety...team won four state championships...All-Region selection...helped the team to 46 wins...as a senior, had 88 tackles, eight TFL, 14 break-ups, six interceptions, and one interception return for a touchdown...had a record 11 tackles in the state championship game...All-Region in basketball.

**Personal:** Parents are Bryan and Wanette Johnson...has an older brother Cameron...accounting major.



#31

## ETHAN JOHNSON

WR | R-Fr. | 6-1 | 190  
Medina, Ohio | Medina

**High School:** Two-year letterwinner at wide receiver and defensive back for coach Larry Laird at Media HS...first-team All-Conference as a senior...also a two-year letterwinner in baseball.

**Personal:** Parents are Diane and Colin Johnson...has three younger sisters – Alyssa, Nicole, and Hailey...father played football and baseball at Baldwin Wallace...electrical engineering major.



#8

## JAYLEN KELLY-POWELL

S | Sr. (R) 6-0 | 180  
Detroit, Mich. | Cass Tech  
| Michigan

**at Michigan (2017-19):** Three-time letterwinner...appeared in 20 career games, with seven at defensive back.

**as a Junior (2019):** Appeared in three games at defensive back and also contributed on special teams; made two tackles...made two tackles playing defensive back and contributing on special teams against Middle Tennessee State (Aug. 31)...played defensive back and contributed on special teams against Rutgers (Sept. 28)...contributed at defensive back at Maryland (Nov. 2).

**as a Sophomore (2018):** Appeared in seven games contributing on special teams, played safety in two and recorded five tackles...made his season debut against Nebraska (Sept. 22) playing safety and on special teams...contributed on special teams against Northwestern (Sept. 29), Wisconsin (Oct. 13), Indiana (Nov. 17), at Ohio State (Nov. 24), and against Florida in the Chick-Fil-A Peach Bowl (Dec. 29)...played in the secondary and on special teams against Maryland (Oct. 6), making one assisted tackle.

**as a Freshman (2017):** Played in 10 games, including two at cornerback, and made two tackles...made his collegiate debut playing on special teams against Cincinnati (Sept. 9)...contributed on special teams against Air Force

## MEET THE ZIPS

(Sept. 16), Purdue (Sept. 23), Michigan State (Oct. 7), Indiana (Oct. 14), Rutgers (Oct. 28) and Minnesota (Nov. 4)...recorded one assisted tackle at Maryland (Nov. 11), playing cornerback and contributing on special teams...made one solo stop playing cornerback and special teams against Wisconsin (Nov. 18).

**High School:** Attended Cass Technical High School (2017) coached by Thomas Wilcher...led Cass Tech to the 2016 Michigan Division 1 state championship and a perfect 14-0 record...helped Cass Tech to 12-win seasons each year he played on varsity, with the program suffering just four losses in his four years at the school...recorded 62 tackles, 26 pass breakups, two interceptions and two sacks as a senior...on offense, carried the ball 58 times for 647 yards on offense, with eight touchdowns and added three touchdown catches with 119 total receiving yards...made 62 tackles, three interceptions, and scored three touchdowns as a junior...recorded 23 tackles, one sack, and a fumble recovery as a sophomore...carried the ball 58 times for 647 yards and scored eight touchdowns senior year; added three touchdown catches with 119 total receiving yards...played in the Under Armour All-American Game...247.com four-star recruit, rated No. 260 overall prospect nationally and the No. 21 safety in the country...ESPN four-star prospect, ranked the No. 18 safety and No. 6 player in Michigan...Scout four-star prospect, rated No. 269 player nationally and the No. 1 safety in Michigan...PrepStar four-star prospect and ranked as the No. 265 player nationally...2016 Associated Press First Team All-State and Player of the Year in Michigan...2016 Detroit News All-State Dream Team...named first-team USA Today All-USA Michigan as a senior...chosen to the Division 1-2 Associated Press All-State first team as a senior and was an honorable mention pick as a sophomore...2016 MLive Detroit Defensive Dream Team member...PrepStar Top 350 All-American selection...attended the 2016 The Opening in Beaverton, Oregon

**Personal:** Parents are Suruli Kelly-Powell and Katrina Adams...majoring in sport sciences/coaching.



# #37

## NOLAN LABUDA

WR | Fr. | 5-8 | 160  
Belle Vernon, Pa.  
| Belle Vernon

**High School:** Three-year letterwinner at wide receiver and defensive back for coach Matt Humbert at Belle Vernon HS...during prep career, had 70 receptions for 880 yards and 18 touchdowns as well as 80 tackles and 13 interceptions...set eight school records...named to the Mon Valley Finest 25 WR/DB...2019 first-team All-Conference at wide receiver and defensive back...as a senior, had 48 receptions for 600 yards and 12 touchdowns...defensively, had 35 tackles and five interceptions...2018 second-team All-Conference at wide receiver and defensive back...also played baseball...National Honor Society, Science National Honor Society, and Spanish National Honor Society member.

**Personal:** Parents are Pam Labuda and the late Tim Labuda...has an older brother Timmy and an older sister Natalie...Timmy plays linebacker at Mount

Union...uncle Sean Labuda played wide receiver at Duquesne and Pitt...supply chain management major.



# #85

## ZACKARY LEININGER

TE | R-Jr. | 6-5 | 250  
Hugoton, Kan. | Hugoton |  
Dodge City CC

**College:** An All-Conference selection at tight end for coach Gary Thomas at Dodge City CC in 2018...had three receptions for 80 yards.

**High School:** Three-year letterwinner for coach Todd Fultron at Hugoton HS...two-time All-State selection at WR/TE...two-time All-Conference pick...during prep career, had 74 receptions for 1,345 yards and 20 touchdowns...as a senior, had 34 receptions for 629 yards and nine touchdowns...team lost in semifinals in 2016...also an All-State and All-Conference selection in basketball and baseball...National Honor Society member...class president.

**Personal:** Parents are Chuck and Celle Leining...has two older sisters - Andreia and Kaitlyn - and a younger brother Nathan...secondary social studies education major.



# #14

## JOEY MAROUSEK

QB | Fr. | 6-2 | 205  
North Royalton, Ohio  
| North Royalton

**High School:** Three-star recruit by 247Sports.com...four-year letterwinner at quarterback for coach Nick Ciulli at North Royalton HS...three-year team captain...three-time All-Ohio, All-District, and All-Suburban League selection...2019 OHSFCA Academic All-Ohio...during prep career, went 402-of-772 for for 6,613 yards and 64 touchdowns...rushed for 1,787 yards and 26 touchdowns...first sophomore team captain in school history...also participated in baseball and track...two-time All-Suburban League pick in baseball...2019 Prep Baseball Report All-State and All-District pick...four-year Class President...National Honor Society...Highest Academic Honors (all grading periods)...eight-time Suburban League Scholar-Athlete...Student Advisory Board member...Lettermen's Club member.

**Personal:** Parents are Gary and Carey Marousek...has two older brothers - Jack and Jimmy...civil engineering major.





#50

## KENDAL MARSHALL

LB | Fr. | 6-2 | 255  
Toledo, Ohio | Central Catholic

**High School:** Three-year letterwinner at linebacker for coach Greg Dempsey at Central Catholic HS...All-State Honorable Mention...first-team All-District...first-team All-TRAC...team won the 2019 TRAC and regional championships and appeared in the state semifinals...finished 13-1 overall and undefeated (10-0) in the regular season...as a senior, had 79 tackles, 17 TFL, eight sacks, three forced fumbles, two interceptions, and two break-ups...also a four-year letterwinner in basketball...National Honor Society member...member of student government.

**Personal:** Parents are Ted and Cindy Marshall...has two older brothers - Tre'and Keyan - and an older sister Makaila...wants to pursue a career as an orthopedic surgeon...biology major.



#53

## NICHOLAS MAYLE

OLB | Fr. | 6-2 | 255  
Fremont, Ohio | Fremont Ross

**High School:** Three-year letterwinner for coach Chad Long at Fremont Ross HS...played tight end and linebacker...also a two-year letterwinner in track...Key Club member.

**Personal:** Parents are Kirt and Marlo Mayle...has two brothers- Nathaniel and Kaden...psychology major.



#45

## RYAN McCLAIN

OLB | Jr. | 6-4 | 245  
Albuquerque, N.M. | La Cueva  
| Garden City

Enrolled at Akron in January 2020.

**As a Sophomore (2019):** Played defensive end for coach Tim Minnick at Garden City Community College...Honorable Mention All-KJCAA...team went 8-3 overall...tallied 44 tackles, five sacks, and 10 TFL...spent 2018 at Arizona Western College but did not play...Dean's List student.

**High School:** Three-year letterwinner for coach Brandon Back at La Cueva HS...team was the 2017 state championship runner-up...All-State, All-6A Conference, and Team MVP...as a senior, had 12 sacks...invited to the All-Star game.

**Personal:** Parents are Tracey McClain and Mike McClain...has two brothers - Alec and Cole...father played football at Northern Colorado...political science/national security major.



#56

## JAKE MILLER

LB | Fr. | 6-1 | 230  
Glenshaw, Pa. | Shaler

**High School:** Four-year letterwinner for coach Jim Ryan and Shaler Area HS...played linebacker and running back...2019 first-team All-Conference...as a senior, had 94 tackles and seven forced fumbles...offensively, rushed for 834 yards and 15 touchdowns and 23 receptions for 326 yards...2018 second-team All-Conference.

**Personal:** Parents are James and Heather Miller...has an older sister Lauren and a younger brother Josh...exercise science/pre-physical therapy major.



#8

**JOHN MITCHELL**

**DL | Sr. | 6-3 | 316**  
Crete-Monee, Ill.

| Crete-Monee | Independence CC

**At Independence CC:**

**As a Sophomore (2018):** Played in eight games, registering 20 tackles, 1.5 tackles for a loss and 1.5 sacks.

**As a Freshman (2017):** Played in 10 games, recording three tackles.

**High School:** Played at Crete Monroe High School.

**Personal:** Mother is Darlene Halliburton...majoring in sport management.



#6

**JONZELL NORRILS**

**RB | Fr. | 5-10 | 210**

Toledo, Ohio | Central Catholic

**High School:** Played running back for coach Greg Dempsey at Central Catholic HS...2019 first-team All-State, All-TRAC and D-II Northwest Ohio All-District selection...helped team to 2019 Three Rivers Athletic Conference championship and eighth consecutive regional final...team made three appearance in the state quarterfinals and won three regional championships...as a senior, rushed for 1,965 yards and 31 touchdowns on 298 carries...also played basketball and ran track...All-TRAC honoree in basketball...Honor Roll student.

**Personal:** Parents are Willa and Eddie Norrils...has an older brother Cheatham...father played wide receiver at Defiance College, while mother played volleyball and ran track...brother was a team captain and first-team All-MAC selection at cornerback at Toledo in 2005...sales management major.



#13

**CHU OGBONNA**

**CB | R-Jr. | 6-2 | 180**  
Marietta, Ga. | Wheeler |  
Hutchison

Enrolled at Akron in January 2020...three-star recruit by 247Sports.com.

**As a Redshirt Sophomore (2019):** Saw action in nine games for coach Rion Rhoades...team went 10-2 overall and finished No. 3 nationally... had six tackles and three break-ups...had two tackles each in the win over Butler and at Highland...had a stop and a break-up in the win over Dodge City...

**As a Redshirt Freshman (2018):** Spent two seasons at Middle Tennessee... did not play.

**As a Freshman (2017):** Redshirted.

**High School:** Two-year letterwinner for coach Mike Collins at Wheeler HS...2017 All-Conference selection...had four interceptions and 12 break-ups.

**Personal:** Full name is Chukwudifu Nnamdi Ogbonna...mother is Chika Ogbonna...has two brothers- Chinedu (twin) and CJ - and a sister Amanda... twin Chinedu plays linebacker at UMass...organizational supervision major.



#42

**GAMARI PETERSON**

**CB | Fr. | 5-9 | 165**  
Cleveland, Ohio | Glenville

**High School:** Two-year letterwinner for coach Ted Ginn, Sr., at Glenville HS... played safety and running back...third-team All-State...first-team All-District...also participated in track and field.

**Personal:** Father is Mario Peterson...has two older brothers - Ganard and Tramell - and an older sister Tiffany...exercise science major.



#64

## KIRK POPELAS

**DL | Fr. (R) | 6-1 | 260**  
**Belle Vernon, Pa.**  
**| Belle Vernon Area**

**High School:** Played at Belle Vernon High School.

**Personal:** Mother is Jennifer Popelas...majoring in computer science/cybersecurity.



#16

## BRYCE PROFFITT

**WR | Fr. | 6-3 | 182**  
**Medina, Ohio | Highland**

**High School:** Two-year letterwinner for coach Mike Gibbons at Highland HS...played wide receiver and quarterback...All-Ohio Honorable Mention...first-team All-Conference and first-team All-District...as a senior, had 27 receptions for 680 yards and 11 touchdowns...also a three-year letterwinner in basketball...All-Conference and All-District in basketball.

**Personal:** Parents are Laura and Scott Proffitt...has an older sister Marlee who played basketball at Valparaiso...supply chain management major.



#4

## GEORGE QUALLS, Jr.

**WR | Fr. | 6-2 | 185**  
**Caruthersville, Mo. |**  
**Caruthersville | Butler CC**

**As a Sophomore (2019):** Played for coach Tim Schaffner at Butler Community College...team went 10-3 overall...saw action in 12 games...had 693 yards receiving and six touchdowns on 41 receptions.

**As a Freshman (2018):** Spent freshman year at Arizona Western...school dropped football for 2019 season.

**High School:** Two-year letterwinner for coach Jimmy Jackson at Caruthersville HS...played wide receiver and linebacker...also played basketball for two years and participated in track.

**Personal:** Grandmother is Amanda Shaw...sport management major.



#61

## ED REELY

**WR | Fr. | 6-3 | 271**  
**Ashley, Ohio | Buckeye Valley**

**High School:** Three-year letterwinner for coach Matt Stephens and Buckeye Valley HS...played tight end, defensive line, and offensive line...2019 All-State Honorable Mention, first-team All-Conference, first-team All-Central District, and first-team All-County...during prep career, had 200 tackles, 75 TFL, and 20 sacks...as a senior, had 60 tackles, 12 TFL, and five sacks...participated in the Blue-Grey All-American game...also lettered in wrestling lacrosse, and baseball.

**Personal:** Parents are Edward and Jeni Reely...has a younger brother Austin and a younger sister Taylor...mechanical engineering tech major.



#38

## JOSEPH SARPONG

**S | R-Fr. | 6-0 | 200**  
**Columbus, Ohio | Northland**

**High School:** Three-year letterwinner at middle linebacker for coach Brian Staats at Northland HS...team won the 2019 and 2018 City League championships...as a senior, had 50 tackles and a forced fumble.

**Personal:** Parents are Doris and Randall Sarpong...has four sisters - Bridget, Divine, Caroline, and Olivia...criminal justice major.

## MEET THE ZIPS

ZIPS RISE TOGETHER



# #35

## NATHAN SIMON

**WR | Fr. | 6-2 | 214**  
**Cleveland, Ohio | St. Edward**

**High School:** Two-year letterwinner and starter for coach Tom Lombardo at St. Edward HS...team went 22-5 when he was a starter...team won 2018 state championship...as a senior, had 23 receptions for 300 yards and three touchdowns...also a three-year letterwinner in track...currently ranked No. 14 in Division I in the 200 meters.

**Personal:** Parents are Richelle Gyms and Pete Simon...has an older brother Peter and a younger sister Ella...marketing major.



# #20

## MICHAEL SNOWDEN

**LB | Fr. | 6-2 | 200**  
**Pittsburgh, Pa.**  
**| University Prep**

**High School:** Three-star recruit by 247Sports.com...played running back and linebacker for coach Lou Berry at University Prep...as a senior, helped team to a 6-1 record and 4-0 mark in City League play en route to the City Championship game...2019 City League Hall of Fame...had 1,267 yards and 19 touchdowns on 176 carries...finished second in rushing in program history...finished second in rushing in program history...2019 City League Hall of Fame...as a senior, had 1,267 yards and 19 touchdowns on 176 carries...also had 11 receptions for 94 yards as well as 110 tackle at linebacker...2017 Newcomer Award...also ran track...finished third in the 100- and 200-meter events.

**Personal:** Mother is Ebony Poindexter...has an older sister India and two younger brothers - Robert and Amare...accounting major.



# #11

## NAZIR SY

**DL | R-So. | 6-2 | 308**  
**Peachtree Corners, Ga.**  
**| Norcross | Butler**

Enrolled at Akron in January 2020.

**College:** As a Freshman (2019): Two-star recruit by 247Sports.com...played for coach Tim Schaffner at Butler Community College...team went 10-3 overall...saw action in 13 games...registered 42 tackles, including 13 solo stops and 7.5 TFL, and 4.5 sacks for a loss of 30 yards.

**High School:** Three-year letterwinner for coach Keith Maloof at Norcross HS...All-Conference selection.

**Personal:** Parents are Abdoulaye Sy and Sharonda Freeman...has two brothers - Tahir and Jihad- and two younger sisters - Rayhanna and Charisma...sport management major.



# #43

## TOBIAS THOMAS PITTS

**C | Fr. | 6-0 | 180**  
**Columbus, Ohio**  
**| Dublin-Scioto**

**High School:** Three-year letterwinner for coach Karl Johnson at Dublin-Scioto HS...played corner and wide receiver...two-time Honorable Mention...also lettered in track.

**Personal:** Guardian is Karly Kai Thomas...has an older brother Tyler and three sisters- Taryann, Kaylie, and Kylee...business major.



#97

## JANIRR WADE

DL | Fr. | 6-4 | 288  
Stone Mountain, Ga.  
| Stephenson

Enrolled at Akron in January 2020.

**High School:** Three-star recruit by 247Sports.com...played defensive end, tackle, and tight end for coach Ron Gartrell at Stephenson HS...2019 and 2018 All-Region and All-County selection...over prep career, had 200 tackle, 16 sacks, 27 TFL, and five forced fumbles...also participated in track and field.

**Personal:** Parents are Stephanie Wade and Mario Jordan...has a younger sister Myia and a younger brother Omari...cybersecurity major.



#64

## MARQUIS WHITMIRE

WR | Jr. (R) | 5-9 | 165  
Lithonia, Ga. | Stephenson  
| Hutchinson CC

### At Hutchinson CC:

**As a Sophomore (2018):** Played in 11 games, registering eight catches for 94 yards, including scoring one touchdown...posted four kickoff returns for 92 yards and eight punt returns for 30 yards,

**As a Freshman (2017):** Played in 10 games, making six receptions for 117 yards, including a pair of touchdowns...had one kickoff return for 26 yards and four punt returns for 77 yards.

**High School:** Played at Stephenson High School.

**Personal:** Parents are Adrian Whitmire and Hilda Fields..majoring in sport studies/coaching.



#76

## NATE WILLIAMS

OL | Fr. | 6-6 | 303  
Utica, Ohio | Newark Catholic

**High School:** Three-year letterwinner for coach Ryan Aiello at Newark Catholic HS...2019 All-Ohio AP Special Mention, first-team All-Advocate, first-team All-Conference...three-time Player of the Week...2018 Honorable Mention All-Conference...saw action on offensive and defensive lines... also played baseball for two years...National Honor Society student...four-year Honor Roll member...volunteered for two years as junior high assistant football coach.

**Personal:** Parents are Carl and LeAnn Williams...has an older sister Kayleigh and an older brother Garrett...sister played softball at Mt. Vernon Nazarene... business administration major.



#83

## JAMEEL WILLIAMSON

WR | Fr. | 5-10 | 175  
Columbus, Ohio  
| Dublin-Coffman

**High School:** Two-year letterwinner for coach Mark Crabtree at Dublin-Coffman HS...2019 first-team All-Conference and first-team special mention All-Region...played wide receiver, returner, and corner...as a senior, rushed 28 times for 160 yards and seven touchdowns as well as 36 receptions for 540 yards...also had six kick returns for 232 yards and a touchdown...as a junior had seven carries for 74 yards while gaining 497 yards and four touchdowns on 34 receptions...also had five kick returns...four-year letterwinner in track...2019 state qualifier in the 400 meters and 4x400 meters...2018 state qualifier in the 4x400 meters.

**Personal:** Parents are Booker and Loris Williamson...has four older brothers- Terrell, Bilal, Haakim, and Ibn...Bilal played football for two seasons at Morehead State...construction engineering technology major.



#25

**QUENTIN  
WOODALL**

**CB | R-So. | 5-10 | 175**  
**Cleveland, Ohio | Brush**  
**| ASA College**

**College:** Spent freshman season at ASA College with coach Chris Calabrese...played in five games...had three tackles and an interception.

**High School:** Two-year letterwinner for coach Jeff Fink at Charles F. Brush HS...played corner, wide receiver, and kick returner...two-time All-Conference selection...All-District...participated in an All-Star game...two-time state champion in track

**Personal:** Parents are Laticia and Antwane Woodall...has two brothers- Antwane and Trevon- and an older sister Jordyn...exercise science major.



#87

**BRYCEN  
YARMO**

**TE | R-So. | 6-5 | 250**  
**Hudson, N.H. | Exeter Academy**  
**| Coffeyville**

Enrolled at Akron in January 2020.

**As a Redshirt Freshman (2019):** Spent the 2019 season at Coffeyville Community College...played tight end for coach Aaron Flores...Honorable Mention All-Jayhawk Conference selection saw action in seven games...had three receptions for 32 yards.

**As a Freshman (2018):** Redshirted as a true freshman at Arizona Western College.

**High School:** Spent one season of post-grad play at Phillips Exeter Academy for coach Rob Morris...participated in the 2015 New Hampshire vs. Vermont Shrine Bowl...also wrestled...graduated from Alvirne HS in 2015.

**Personal:** Parents are Paul and Debra Yarmo...has two older brothers - Brandon and Logan - and four older sisters - Jen, Danielle, Andrea, and Kaitlyn...participated in a two-year mission for his church between prep school and college...business administration major.



# COACHING STAFF

The  
University  
of Akron

**150**  
SESQUICENTENNIAL  
1870 2020



# AKRON COACHING STAFF




## TOM ARTH

**Head Coach | Quarterbacks**  
**Second Season at Akron**  
**Eighth Season Overall**  
*John Carroll '03*

Former NFL quarterback and Ohio native Tom Arth was named the Zips' head football coach on December 14, 2018. Arth became the Zips' 28th all-time head coach and just the eighth person to hold the position since 1960. He is also just the sixth head coach for the Zips since moving up to Division I in 1987.

During his first year at the helm at the University of Akron in 2019, Arth made an immediate impact. He challenged his players to develop and grow not only on the gridiron, but in the classroom and in the community. During the Spring 2019 semester, his first on campus, the Zips showed vast improvement. As a team, the 85 players on the spring roster combined for a 2.954 grade-point average (GPA), up from 2.466 from Fall 2018 (an increase of 0.488). The average semester GPA improvement was 0.619 per student. A total of 73 percent of all grades earned were A's or B's. The number of A's earned increased by 83 percent.

Following a volatile Spring 2020 semester due to the COVID-19 pandemic, the Zips continued to make strides in the classroom. As a



team, the 110 players on the spring roster combined for a 3.091 GPA, the highest-team semester GPA in program history.

The UA football team put its free time to good use in 2019-20. The players combined to work on a community service project each week with a goal of 1,000 volunteer hours in the spring alone. Among the projects the Zips worked were: filled orders at the Akron-Canton Regional Foodbank, weeded flower gardens at the Haven of Rest, and cleaned out an abandoned warehouse for Well Akron. For its efforts, the football team received the 2020 Zippy Cup for community service at the seventh annual Zippy Awards, compiling the most volunteer hours among all 20 UA sports teams.

In the Fall, Arth implemented a pro-style offense and multiple defensive schemes. The Zips led the nation in kickoff-return defense (14.87) and ranked third nationally with the most freshmen (3) in the starting line-up. Seniors LB John Lako and DB Alvin Davis, Jr., earned All-Mid-American Conference honors. Lako was a first-team honoree, while Davis garnered third-team recognition. Additionally, seven Zips- DL Logan Hawkins, TE Brandon Junk, QB Robbie Kelley, Lako, TE Darryl Long, LS Cameron Lyons, and DE Dylan Meeks - earned Academic All-MAC honors for sporting a 3.20+ cumulative grade-point average. Lako was also a MAC Distinguished Scholar-Athlete for achieving first-team All-MAC accolades along with a 3.5+ GPA. Meeks



was named to the College Sports Information Directors of America (CoSIDA) Academic All-District 5 football team.

Arth took the reins at Akron after two seasons at the University of Tennessee at Chattanooga. During his tenure, Arth hit the ground running, putting together a top-notch staff that went out and secured one of the best recruiting classes in the Football Championship Subdivision in less than two months. He mixed a talented roster of returners with some outstanding newcomers in 2017.

He followed up his first season with the Mocs with the top recruiting class in the Southern Conference. He entered the 2018 season with a solid core of experienced returners.

In four seasons at John Carroll University, his alma mater, Arth owned a 40-8 overall record while guiding the Blue Streaks to three postseason appearances. His building of the John Carroll program was highlighted by road victories over two No. 1 ranked opponents in Mount Union and Wisconsin-Whitewater.

The 2016 Ohio Athletic Conference Coach of the Year guided the Blue Streaks to the NCAA Division III Playoffs for the third time in his four-year tenure. In the four seasons under Arth's leadership, John Carroll was among the nation's elite, finishing inside the top 25 every season including top-5 finishes in 2016 (No. 3) and 2014 (No. 5).

John Carroll won the league's automatic bid for the first time in school history in 2016, breaking Mount Union's run of 24 consecutive OAC



## THE TOM ARTH FILE

### PERSONAL

Born: May 11, 1981 (age 39)  
 Hometown: Cleveland, Ohio  
 Family: wife Lauren, daughters- Caroline (14), Kate (10), Elizabeth (5); sons- Tommy (12), Patrick (8)  
 Education: John Carroll University [1999-03]  
 Bachelor's in physical education

### PLAYING CAREER

1995-98 St. Ignatius High School (Cleveland)  
 1999-02 John Carroll University  
 2003-05 Indianapolis Colts  
 2004 Scottish Claymores (NFL Europe)  
 2005 Hamburg Sea Devils (NFL Europe)  
 2006 Green Bay Packers  
 2007 Toronto Argonauts (CFL)  
 2007 Grand Rapids Rampage (AFL)  
 2008 Georgia Force (AFL)

### COACHING CAREER

2010-12 Assistant coach, John Carroll University  
 2013-16 Head coach, John Carroll University  
 2017-18 Head coach, University of Tennessee at Chattanooga  
 2019-present Head coach, University of Akron

### COLLEGIATE HEAD COACHING RECORD

Year	School	Record	Conference	Notable
2013	John Carroll	9-2	8-1   2nd OAC	NCAA Division III First Round
2014	John Carroll	11-2	8-1   2nd OAC	NCAA Division III Quarterfinal
2015	John Carroll	8-2	7-2   T2nd OAC	
2016	John Carroll	12-2	9-0   1st OAC	NCAA Division III Semifinal
<b>John Carroll Totals (4 yrs.)</b>		<b>40-8</b>	<b>32-4</b>	<b>5-3 in Division III playoffs</b>
2017	UT Chattanooga	3-8	3-5   T6th SoCon	
2018	UT Chattanooga	6-5	4-4   T5th SoCon	
<b>UT Chattanooga Totals (2 yrs.)</b>		<b>9-13</b>	<b>7-9</b>	
2019	Akron	0-12	0-8   MAC	
<b>Akron Totals (1 yr.)</b>		<b>0-12</b>	<b>0-8</b>	
<b>Career Totals (7 yrs.)</b>		<b>49-33</b>	<b>39-21</b>	

### HONORS

2016 NCAA Division III National Coach of the Year  
 2016 Ohio Athletic Conference Coach of the Year  
 2013 NCAA Division III Regional Coach of the Year  
 2013 Ohio Athletic Conference co-Coach of the Year  
 2011 D3Football.com's All-Decade Team  
 2002 Unanimous All-American  
 2001 Unanimous All-American

## COACHING STAFF

titles. The Blue Streaks finished the season ranked No. 3 in the nation, tying a school record with a 12-2 overall tally and a 9-0 mark in league action. It was their first outright conference championship since 1989.

After graduating from JCU in 2003, Arth spent three seasons as a backup quarterback to Peyton Manning with the Indianapolis Colts. He spent part of those years playing in NFL Europe and was on the preseason roster with the Green Bay Packers in 2006.

Arth returned to John Carroll in 2010, where he assisted for three seasons before taking the reins as head coach in 2013. His roles included director of football operations, co-offensive coordinator, assistant recruiting coordinator and quarterbacks coach.

In the four seasons prior to Arth becoming head coach, JCU was 19-21. His squads averaged 10 wins per season since. Arth earned NCAA Division III Regional Coach of the Year honors after a 9-2 record in his first season in 2013. Those nine wins were the most by a first-year JCU head coach, and the Blue Streaks climbed into the top 25 in the national polls.

The 2014 team made it back to the DIII playoffs, giving John Carroll back-to-back appearances for the first time in school history. His charges matched a school record soaring to a No. 5 national ranking, while advancing to the quarterfinals with an 11-2 record. The 2015 squad won eight of 10 games, marking the first time since 1996-98 JCU had three-straight eight-win seasons.

A native of Cleveland, Arth earned a bachelor's degree in physical education from John Carroll in 2003 where he played quarterback. A unanimous All-American as a junior and senior, he set 18 school records. As a senior in 2002, he guided JCU to a 12-2 record, and East region championship, and a berth in to the NCAA Division III national semifinals for the first time in program history. He is a graduate of Cleveland's St. Ignatius High School.

Arth, 39 (born May 11, 1981), and his wife Lauren have five children- Caroline, Tommy, Kate, Patrick, and Elizabeth.



### TOM ARTH'S POSTSEASON HISTORY (12)

Bowl	Date	Result
DIII 1st Round	Nov. 23, 2002	John Carroll 27, Hobart 7
DIII 2nd Round	Nov. 30, 2002	John Carroll 21, Muhlenberg 10
DIII Quarterfinal	Dec. 7, 2002	John Carroll 16, SUNY Brockport 10 (ot)
DIII Semifinal	Dec. 14, 2002	Mount Union 57, John Carroll 19
DIII 1st Round	Nov. 23, 2013	St. John Fisher 25, John Carroll 16
DIII 1st Round	Nov. 22, 2014	John Carroll 63, Centre 28
DIII 2nd Round	Nov. 29, 2014	John Carroll 14, Wheaton 12
DIII Quarterfinal	Dec. 6, 2014	Mount Union 36, John Carroll 28
DIII 1st Round	Nov. 19, 2016	John Carroll 37, Olivet 12
DIII 2nd Round	Nov. 26, 2016	John Carroll 20, Wesley 17
DIII Quarterfinal	Dec. 3, 2016	John Carroll 31, #1 UW-Whitewater 14
DIII Semifinal	Dec. 10, 2016	#4 UW-Oshkosh 10, John Carroll 3





## WHAT THEY'RE SAYING ABOUT TOM ARTH

"I was fortunate to have Tom Arth as a teammate for a few seasons with the Colts as well as an instructor at our passing camp. With his football knowledge and work ethic, it was easy to see that Tom had the makings of a successful head coach. I congratulate Tom and wish him the best at the University of Akron."

**Peyton Manning**  
Retired Quarterback  
Indianapolis Colts | Denver Broncos

"I had a chance to see Tom Arth on a daily basis when he was a quarterback with the Colts and have followed his coaching career thereafter. Tom has the unique ability to combine his knowledge of football with his understanding of how to build a winning culture. He possesses all the traits you look for in a leader. This is an exciting time for Akron football."

**Tom Telesco**  
General Manager  
Los Angeles Chargers

"Congratulations to the University of Akron, the Akron Athletics Department, and Tom Arth on the recent hiring to lead their football program. Tom is an outstanding person and leader with a track record of success both as a player and a coach. Tom has had a positive impact in all of his stops in developing a winning culture on all levels. The Zips are in good hands with Tom Arth as their head football coach."

**Nick Caserio**  
Director of Player Personnel  
New England Patriots

"I've watched Tom Arth grow from the good little quarterback out of St. Raphael's at the youth camps in Cleveland that I would help at, to the successful quarterback at St. Ignatius, John Carroll and Colts, to the fantastic coach he is today. He was a smart kid who learned from the great coaches here in Cleveland. With that background and the facilities he has to work with at the University of Akron, I know he will elevate that football program to championship levels of success. We expect, and we will win, on and off the field."

**Bernie Kosar**  
Retired Quarterback  
Cleveland Browns

## TOM ARTH'S CAREER HEAD COACHING RESULTS

### JOHN CARROLL

#### 2013 (9-2 overall, 8-1 OAC)

NCAA Division III Playoffs		
at St. Norbert	41-0	W
*at Baldwin Wallace	27-7	W
*OTTERBEIN	28-0	W
*CAPITAL	54-0	W
*at Marietta	62-7	W
*MUSKINGUM	41-9	W
*at Ohio Northern	47-0	W
*at Wilmington	63-3	W
*HEIDELBERG	48-7	W
*at Mount Union	34-42	L
NCAA First Round		
ST. JOHN FISHER	16-25	L

#### 2014 (11-2 overall, 8-1 OAC)

NCAA Division III Playoffs		
ST. VINCENT	44-0	W
*HEIDELBERG	43-16	W
*BALDWIN WALLACE	45-7	W
*at Ohio Northern	17-10	W
*at Wilmington	69-0	W
*MARIETTA	80-0	W
*CAPITAL	71-7	W
*at Muskingum	62-14	W
*OTTERBEIN	66-13	W
*at Mount Union	24-31	L
NCAA First Round		
CENTRE	63-28	W
NCAA Second Round		
at Wheaton	14-12	W
NCAA Quarterfinal		
at Mount Union	28-36	L

#### 2015 (8-2 overall, 7-2 OAC)

at St. Vincent	26-3	W
*at Heidelberg	23-16	W
*at Baldwin Wallace	17-14	W
*OHIO NORTHERN	27-30	L
*WILMINGTON	62-14	W
*at Marietta	35-10	W
*at Capital	48-0	W
*MUSKINGUM	30-0	W
*at Otterbein	42-13	W
*MOUNT UNION	3-36	L

#### 2016 (12-2 overall, 9-0 OAC)

NCAA Division III Playoffs		
at Wisconsin-Oshkosh	14-33	L
*BALDWIN WALLACE	17-10	W
*HEIDELBERG	42-14	W
*at Wilmington	67-7	W
*MARIETTA	42-7	W
*at Ohio Northern	20-16	W
*CAPITAL	56-0	W
*at Muskingum	31-3	W
*OTTERBEIN	49-6	W
*at #1 Mount Union	31-28	W
NCAA First Round		
OLIVET	37-12	W
NCAA Second Round		
WESLEY	20-17	W
NCAA Quarterfinal		
at #1 Wisconsin-Whitewater	31-14	W
NCAA Semifinal		
at #4 Wisconsin-Oshkosh	3-10	L


### UT CHATTANOOGA

#### 2017 (3-8 overall, 3-5 SoCon)

vs. #5 Jacksonville State	13-27	L
at LSU	10-45	L
UT MARTIN	7-21	L
*at VMI	63-7	W
*WESTERN CAROLINA	7-45	L
*FURMAN	17-41	L
*at Mercer	10-30	L
*THE CITADEL	13-20	L
*at #8/9 Samford	23-021	W
*at #8/9 Wofford	21-24 (2ot)	L
*EAST TENNESSEE STATE	10-3	W

#### 2018 (6-5 overall, 4-4 SoCon)


TENNESSEE TECH	34-10	W
*at The Citadel	29-28 (ot)	W
at UT Martin	34-24	W
*#17 SAMFORD	27-20	W
*at East Tennessee State	14-17	L
#6/7 WOFFORD	10-21	L
*WESTERN CAROLINA	26-6	W
*VMI	34-27	W
*at Furman	10-16	L
*MERCER	9-13	L
at South Carolina	9-49	L





ZIPS RISE TOGETHER





**MATT FEENEY**

**Defensive Coordinator | Safeties**  
**Second Season at Akron**  
**Seventh Season Overall**  
*John Carroll '14*

Matt Feeney enters his second season as the defensive coordinator in 2020 at the University of Akron. After coaching the inside linebackers in 2019, he takes over the safeties this fall.

In 2019, Feeney introduced multiple defensive schemes. Seniors LB John Lako and DB Alvin Davis, Jr., earned All-Mid-American Conference honors. Lako was a first-team honoree, while Davis garnered third-team recognition. Additionally, three Zips, – DL Logan Hawkins, Lako, and DE Dylan Meeks– earned Academic All-MAC honors for sporting a 3.20+ cumulative grade-point average. Lako was also a MAC Distinguished Scholar-Athlete for achieving first-team All-MAC accolades along with a 3.5+ GPA. Meeks was named to the College Sports Information Directors of America (CoSIDA) Academic All-District 5 football team.



Feeney followed head coach Tom Arth from the University of Tennessee at Chattanooga after two seasons. Feeney served as the Mocs' defensive coordinator in 2018 after coaching the linebackers in 2017. In 2018, Feeney's defense was ranked No. 1 in the Southern Conference in scoring defense (18.5), pass defense (172.0), interception return average (31.9), interception return yards (31.9), fumble returns (20.0), rumbles recovered (20.0), and red zone defense (68.0). Senior defensive lineman Isaiah Mack was named the consensus 2018 Southern Conference Defensive Player of the Year, while six of Feeney's Mocs earned defensive All-Conference honors–Mack, DB Brandon Dowdell, DB Kareem Orr, DL Derek Mahaffey, LB Marshall Cooper, and DL Devonsha Marshall. Mack, who was selected to play in the NFLPA game, was named to Phil Steele's FCS All-American first team and *Athlon Sport's* FCS All-American squad. Maxwell was named first-team Freshman All-America by Phil Steele. Mack and Orr signed with the Tennessee Titans as undrafted free agents.

In 2017, Feeney helped lead a UTC defensive side that was No. 1 in the Southern Conference and No. 25 in the FCS in total defense (326.4). Feeney coached first-year inside linebacker Tae Davis, now with the Cleveland Browns. Signed as an undrafted free agent, Davis played in four games with four starts as a rookie. In his first season at linebacker as a senior in 2017, Davis played in nine games and let the team with 74 tackles, including 42 solo stops. He played in the NFLPA game.



Prior to joining Chattanooga's program, he spent three seasons on Arth's staff at John Carroll University.

Feeney was a standout linebacker and team captain for the Blue Streaks from 2010-13, earning the Gene Slaughter Most Outstanding Linebacker Award as a senior as the top linebacker in the Ohio Athletic Conference. Feeney was the 2014 Clyde Lamb Award winner as the Scholar Athlete of the conference.

After earning his degree in marketing in 2014, he stepped in as the linebackers coach at JCU. His first season, he coached Kevin Cope to a Gene Slaughter Award and All-American honors, while Jimmy King earned second-team All-League honors.

In 2015, Feeney helped Andy Bryan earn first-team All-OAC recognition, while also adding the duties of special teams co-coordinator. Mason McKenrick also earned the Slaughter Award under Feeney's guidance. McKenrick was the North Region Defensive Player of the Year and a first-team All-America selection. The Blue Streaks' defense finished in the Top 15 in the nation each of his last three years at John Carroll.

Feeney is married to the former Katie Yoho, a 2014 first-team All-MAC selection in softball at Bowling Green. She stands second in career homeruns. The couple has two daughters- Ara (2) and Finley (infant).

**FEENEY'S YEAR-BY-YEAR COACHING EXPERIENCE**

Years	School (Position)
2014	John Carroll (linebackers)
2015-16	John Carroll (special teams coordinator   linebackers)
2017	UT Chattanooga (linebackers)
2018	UT Chattanooga (defensive coordinator)
2019	Akron (defensive coordinator   inside linebackers)
2020-	Akron (defensive coordinator   safeties)

**FEENEY'S POSTSEASON HISTORY (8)**

Bowl   Round	Date	Result
DIII 1st Round	Nov. 23, 2013	St. John Fisher 25, John Carroll 16
DIII 1st Round	Nov. 22, 2014	John Carroll 63, Centre 28
DIII 2nd Round	Nov. 29, 2014	John Carroll 14, Wheaton 12
DIII Quarterfinal	Dec. 6, 2014	Mount Union 36, John Carroll 28
DIII 1st Round	Nov. 19, 2016	John Carroll 37, Olivet 12
DIII 2nd Round	Nov. 26, 2016	John Carroll 20, Wesley 17
DIII Quarterfinal	Dec. 3, 2016	John Carroll 31, #1 UW-Whitewater 14
DIII Semifinal	Dec. 10, 2016	#4 UW-Oshkosh 10, John Carroll 3

ZIPS RISE TOGETHER





**BRYAN GASSER**

**Co-Offensive Coordinator | WR  
Second Season at Akron  
15th Season Overall  
Ohio Northern '06**

Bryan Gasser enters his second season in 2020 at the University of Akron as the Zips' pass game coordinator and wide receivers coach.

In 2019, Gasser was a part of the pro style offense. The Zips ranked third nationally with the most freshmen in the starting line-up, including WR Michael Mathison.

Prior to joining the Zips, Gasser served as the wide receivers coach at Iowa State for three seasons (2016-18). His work with Iowa State's receiving corps and special team units, which he mentored in his first two years in Ames, drew rave reviews. One of Gasser's success stories at Iowa State was Allen Lazard, a two-time First-Team All-Big 12 wide receiver, who ended his career with school records in receptions (241), receiving yards (3,360) and 100-yard receiving games (12).

Lazard's senior year in 2017 was one of the best in school history, breaking the ISU record for touchdowns in a season (10) and ranking second in receptions (71). He also ended his career with a school-record 48-straight games with a reception and earning MVP honors in the Liberty Bowl.

In 2018, Gasser helped Hakeem Butler record one of the best seasons for a Cyclone wide receiver in school history. Butler, who earned Second-Team All-America honors by The Athletic, shattered ISU's season receiving yardage record with 1,318 yards. Butler ranked third nationally in yards per reception (22.0) and ninth in the nation in receiving yards per game (101.4). Butler ranked third nationally in 40-yard catches (10) and tied for first in school history with six 100-yard receiving games. Butler was drafted by the Arizona Cardinals in 2019 with the first pick of the fourth round (103 overall).

Other ISU receivers who signed as rookie free agents included Allen Lazard (2018, Jacksonville Jaguars; now with the Green Bay Packers), Marchie Murdock (2018, Dallas Cowboys), and Matt Eaton (2019, Green Bay Packers).



**GASSER'S YEAR-BY-YEAR COACHING EXPERIENCE**

Years	School (Position)
2006-08	Ohio Northern (tight ends   running backs)
2009	Otsego HS (offensive line   special teams)
2010	Toledo (graduate assistant)
2011	Notre Dame College [Ohio] (co-offensive coord.   wide receivers)
2012	Toledo (graduate assistant)
2013	Toledo (director of high school relations)
2014	Toledo (tight ends)
2015	Toledo (special teams coordinator   tight ends)
2016-18	Iowa State (wide receivers)
2019-	Akron (pass game coordinator   wide receivers)

**GASSER'S POSTSEASON HISTORY (6)**

Bowl   Round	Date	Result
Little Caesars Pizza	Dec. 26, 2010	Fla. Int. 34, Toledo 32
Famous Idaho Potato	Dec. 15, 2012	Utah State 41, Toledo 15
GoDaddy Bowl	Jan. 4, 2015	Toledo 63, Arkansas State 44
Boca Raton	Dec. 22, 2015	Toledo 32, Temple 17
Autozone Liberty	Dec. 30, 2017	Iowa State 21, #19 Memphis 20
Valero Alamo	Dec. 28, 2018	#12 Wash. St. 28, Iowa State 26

Gasser spent five seasons on Matt Campbell's staff at Toledo (2012-15) before following him to Iowa State. In Gasser's five-year tenure at Toledo, the Rockets played in four bowl games and had four nine-win seasons.

Gasser was the tight ends coach and special teams coordinator in his last two seasons at UT. He previously served as the Rockets' director of high school relations in 2013 where he helped the recruiting staff assemble the No. 1 ranked recruiting class in the MAC, according to Rivals.com and Scout.com. He also worked as a graduate assistant at UT in 2010 and 2012, primarily working with the tight ends. TE Michael Roberts was a fourth round draft pick (127 overall) by the Detroit Lions in 2017.

Toledo's 2013 recruiting class was ranked No. 1 and included four future NFL Draft picks: Kareem Hunt, 2017 3rd Round pick (86); Michael Roberts, 2017 4th Round pick (127); Rodney Adams 2017 5th Round pick (170); and Logan Woodside, 2018 7th Round pick (249).

Gasser earned a bachelor's degree in business administration from Ohio Northern in 2009 where he played football (2003-05), earning All-OAC and Academic All-OAC honors at tight end in 2005. He completed his master's degree in education from Bowling Green State in 2010.

A native of Northwood, Ohio, Gasser and his wife Jessica have two daughters- Witten (2) and Emmitt (infant).





## TOMMY ZAGORSKI

**Co-Offensive Coordinator | O-Line**  
**Second Season at Akron**  
**13th Season Overall**  
**Case Western Reserve '07**

Tommy Zagorski enters his second season as the offensive coordinator and offensive line coach in 2020 at the University of Akron.

In 2019, Zagorski guided a pro style offense. The Zips ranked third nationally with the most freshmen (3) in the starting line-up, including RB Peter Hayes-Patrick and WR Michael Mathison. Three Zips- TE Brandon Junk, QB Robbie Kelley, and TE Darryl Long - earned Academic All-MAC honors for sporting a 3.20+ cumulative grade-point average.

Prior to joining the Zips, Zagorski served as the assistant head coach/ OC/TE/OT at Eastern Kentucky for three seasons (2016-18). Zagorski joined the ECU staff in January 2016 as the tight ends and offensive tackles coach. Zagorski and the Colonels finished the 2018 campaign on a four-game win streak, averaging 31.3 points and 372.3 yards. They were balanced, averaging 163.5 rushing yards and 208.8 passing yards. Five offensive players made Phil Steele's All-OVC Team. In his first season, Zagorski helped tight end Dan Crimmins earn a spot on the Ohio Valley Conference All-Newcomer team. Crimmins



ZIPS RISE TOGETHER

was third on the team in receptions and yards, and tied for second for receiving touchdowns. He ranked seventh in the conference with 15.62 yards per reception.

In year two with the Colonels, Zagorski coached tight end Dan Paul to first team All-OVC honors. Paul concluded the season with 41 receptions for 407 yards and caught one touchdown pass. He had more catches and yards than any other tight end in the conference.

Zagorski helped the offense put 60 points on the board as the Colonels tied the school record for points in a game during a 67-30 victory at Austin Peay in 2016. For the season, ECU finished among the top-50 teams in the nation in offensive yards (399.1 ypg) and was 32nd in passing offense at 247.6 yards per game. In 2017, Eastern led the conference in passing yards.

His work with the tight ends and tackles helped an offensive line that ranked among the top-50 in the nation in sacks allowed. The group did an even better job protecting the quarterback in 2017, leading the conference and finishing fifth in the country in fewest sacks allowed, giving up just eight in 11 games.

Zagorski was the assistant offensive line coach at Tennessee during the 2015 season. In 2015, the Vols finished second in the SEC in rushing (223.7 yards per game) and third in the league in scoring with 457 points. The offensive line paved the way for 2,908 rushing

## COACHING STAFF

yards, UT's most since 1951, led by All-SEC picks Kyler Kerbyson and Dylan Wiesman and Freshman All-American Chance Hall. The Vols won the 30th Outback Bowl, defeating Northwestern 45-6.

Prior to his season with the Vols, Zagorski spent seven seasons working in a variety of roles at John Carroll University. From 2010 to 2014 he was the offensive coordinator while also coaching the offensive line, tight ends and kickers. In 2014 he was a finalist for the FootballScoop.com NCAA Division III Coordinator of the Year Award. The 2014 Streaks ended the year ranked fifth in the D3football.com Top 25, matching the highest-ever national ranking by the Blue Streaks. Fifteen team and 12 individual single-season records were matched or set that year, as well as the second most points in school history with an 80-0 victory over Marietta. Three players earned All-America honors, seven were All-Region picks, and 10 All-Conference were selections while finishing in the quarterfinals of the NCAA playoffs.

A four-time captain, Zagorski was an All-Region and All-Conference performer at Case Western Reserve University. The 2007 Spartans won the UAA Conference title and advanced to the round of 16 in the NCAA playoffs. He earned a bachelor's degree in sociology in 2007. He completed a master's in school counseling at John Carroll in 2010.

A native of Newburgh Heights, Ohio, Zagorski is a graduate of Benedictine High School. He is married to the former Analee Canlas.




## ZAGORSKI'S YEAR-BY-YEAR COACHING EXPERIENCE

Years	School (Position)
2008-09	John Carroll (graduate assistant)
2010-14	John Carroll (offensive coordinator   O-line   TE   K)
2015	Tennessee (assistant offensive line)
2016	Eastern Kentucky (tight ends   offensive tackles)
2017-18	Eastern Kentucky (assistant head coach   offensive coordinator)
2019-	Akron (offensive coordinator   offensive line)

## ZAGORSKI'S POSTSEASON HISTORY (7)

Bowl   Round	Date	Result
DIII 1st Round	Nov. 17, 2007	Case Western Reserve 21, Widener 20
DIII 2nd Round	Nov. 24, 2007	Wabash 38, CWRU 23
DIII 1st Round	Nov. 23, 2013	St. John Fisher 25, John Carroll 16
DIII 1st Round	Nov. 22, 2014	John Carroll 63, Centre 28
DIII 2nd Round	Nov. 29, 2014	John Carroll 14, Wheaton 12
DIII Quarterfinal	Dec. 6, 2014	Mount Union 36, John Carroll 28
Outback Bowl	Jan. 1, 2016	Tennessee 45, Northwestern 6





## BRIAN COCHRAN

**Defensive Line**  
**Second Season at Akron**  
**27th Season Overall**  
*John Carroll '90*

Brian Cochran enters his second season as the defensive line coach in 2020 at the University of Akron.

In 2019, Cochran was a part of the Zips' multiple defensive schemes. The Zips ranked third nationally with the most freshmen in the starting line-up. Defensive end Dylan Meeks earned Academic All-MAC honors for sporting a 3.20+ cumulative grade-point average. Additionally, he was named to the College Sports Information Directors of America (CoSIDA) Academic All-District 5 football team.

Prior to joining the Akron staff, Cochran served as the defensive line coach at Kent State in 2018 where he coached second-team All-MAC defensive lineman Kalil Morris.

Cochran held the same position at Chattanooga in 2017. The Mocs led the Southern Conference in total defense allowing just 326.4 yards per game and 309.6 yards per contest in conference games. Chattanooga also led the SoCon in pass defense and ranked second in first downs allowed.

He has spent 11 seasons in Northeast Ohio as a coach and four as a player at John Carroll University, serving in various roles including defensive line coach, defensive coordinator and recruiting coordinator. The Blue Streaks made three NCAA playoff appearances from 2013-16, including a semifinals appearance in 2016.

In 2016, JCU finished No. 13 in the nation in rushing defense and averaged more than three sacks per game.

In six of 10 seasons at JCU, Cochran served as defensive line coach, helping the Blue Streaks lead the nation in a several categories, including rushing defense and points allowed per game.

Prior to JCU, Cochran spent time as a head coach for Heidelberg University from 2003 to 2006 and an assistant coach at both MacMurray College (Ill.), and Ohio Northern University. In addition to football, he was the head coach of Heidelberg's wrestling program for two years, during his first stint with the Student Princes as an assistant football coach.

A 1990 graduate of John Carroll University, Cochran was an All-American nose tackle as a senior in 1989, helping earn the program's



ZIPS RISE TOGETHER

### COCHRAN'S YEAR-BY-YEAR COACHING EXPERIENCE

Years	School (Position)
1991-93	Ohio Northern (assistant football coach   asst. wrestling coach)
1994-98	MacMurray (assistant football coach   head wrestling coach)
2001-02	Ohio Northern (defensive line)
2003-06	Heidelberg (head football coach   head wrestling coach)
2007-13	John Carroll (defensive coordinator)
2014	John Carroll (recruiting coordinator)
2016	John Carroll (recruiting coordinator   defensive line)
2017	UT Chattanooga (defensive line)
2018	Kent State (defensive line)
2019-	Akron (defensive line)

### COCHRAN'S POSTSEASON HISTORY (9)

Bowl   Round	Date	Result
DIII 1st Round	Nov. 18, 1989	Dayton 35, John Carroll 10
DIII 1st Round	Nov. 23, 2013	St. John Fisher 25, John Carroll 16
DIII 1st Round	Nov. 22, 2014	John Carroll 63, Centre 28
DIII 2nd Round	Nov. 29, 2014	John Carroll 14, Wheaton 12
DIII Quarterfinal	Dec. 6, 2014	Mount Union 36, John Carroll 28
DIII 1st Round	Nov. 19, 2016	John Carroll 37, Olivet 12
DIII 2nd Round	Nov. 26, 2016	John Carroll 20, Wesley 17
DIII Quarterfinal	Dec. 3, 2016	John Carroll 31, #1 UW-Whitewater 14
DIII Semifinal	Dec. 10, 2016	#4 UW-Oshkosh 10, John Carroll 3

first NCAA Division III tournament bid. He earned a bachelor's degree in history in 1990. He was inducted into the JCU Athletic Hall of Fame on Sept. 30, 2011.

A native of Painesville, Ohio, Cochran earned a master's degree in education from Dayton in 1993.

## COACHING STAFF



# CHRIS COOK

**Tight Ends | Director of Player Development & Engagement**  
**Second Season at Akron**  
**Seventh Season Overall**  
**UT Chattanooga '09**

Chris Cook enters his second season in 2020 at the University of Akron as the Zips' tight ends coach. He added director of player development and engagement duties in the spring of 2020.

In 2019, Cook was a part of the pro style offense. The Zips ranked third nationally with the most freshmen in the starting line-up. Tight ends TE Brandon Junk and Darryl Long earned Academic All-MAC honors for sporting a 3.20+ cumulative grade-point average.

Cook followed head coach Tom Arth from the University of Tennessee at Chattanooga after two seasons (2017-18). Cook served as the Mocs' tight ends/tackles coach. He added recruiting coordinator to his duties in 2018. A former UTC All-American, Cook helped TE Bailey Lenior to All-Southern Conference recognition in 2017.

Cook returned to his alma mater UTC after serving as the offensive quality control coordinator and assisting with the offensive line at East Carolina.

A three-year letterwinner (2001-03) and All-American center for the Mocs in 2002. Cook was also named offensive MVP in 2002. He



### COOK'S YEAR-BY-YEAR COACHING EXPERIENCE

Years	School (Position)
2009	Weddington HS ( defensive line)
2015	Independence HS (defensive coordinator   defensive line)
2016	East Carolina (offensive quality control   asst. offensive line)
2017	UT Chattanooga (tight ends   offensive tackles)
2018	UT Chattanooga (tight ends   offensive tackles   recruiting coord.)
2019	Akron (tight ends   offensive tackles)
2020-	Akron (tight ends)

graduated from UTC with a bachelor's degree in communications and a minor in psychology in 2009.

After his college career, Cook pursued a professional football career playing in the Arena Football League - Kansas City Brigade (2007-09). Prior to signing with the Brigade, Cook worked out for the Chicago Bears, Philadelphia Eagles, Buffalo Bills, and Indianapolis Colts.

In 2015, Cook served as defensive line coach and was named defensive coordinator at Independence High School in Charlotte, N.C. prior to joining Scottie Montgomery's staff at ECU. He helped the Patriots to a second round NCHSAA playoff appearance. The defensive unit held opposing offenses to seven points or less six times in 2015, including two shutouts.

Cook served as director of the Boys & Girls Club - Teen Center in Raleigh, N.C. from 2010-15. During that time, he spent each year working with the Duke football staff at their high school prospect camps.

In 2009, he served as the defensive line coach at Weddington High School where he coached former University of Maryland defensive lineman Darius Kilgo, who was drafted in the sixth round by the Denver Broncos in 2015.

For three consecutive summers (2018-20), Cook was selected by the NFL for the Bill Walsh Diversity Coaching Fellowship. He worked with the Atlanta Falcons (2018-19) and the Cleveland Browns (2020). He was selected for the 2020 NFL Quarterback Coaching Summit.

A native of Wingate, N.C., Cook and his wife Mandisa have two children, Mayor (6) and Paige (5).



ZIPS RISE TOGETHER



# JAYDEN EVERETT

**Running Backs**  
**Second Season at Akron**  
**Tenth Season Overall**  
*Indiana State '09*

Jayden Everett enters his second season in 2020 at the University of Akron as the Zips' running backs coach.

In 2019, Everett was a part of the pro style offense. The Zips ranked third nationally with the most freshmen in the starting line-up, including RB Peter Hayes-Patrick.

Everett joined the Zips after serving as the running backs coach at Central Michigan during the 2017 and 2018 seasons. In 2017, then-sophomore Jonathan Ward emerged as a budding star under Everett's tutelage, rushing for 1,019 yards, rolling up 470 yards in receptions, and scoring 13 touchdowns. He became the first CMU back to rush for 1,000 yards since 2014.

Ward, who ranked second in the MAC with an average of 5.7 yards per carry, was among a slew of talented returnees with whom Everett worked. A 2018 USA Today preseason Top 25 running back, he was ranked No. 21, one of only two backs to rush for 1,000 yards and receive nearly 500 yards in 2017. Ward was also ranked No. 36 in the preseason on Athlon's Top 50 running backs lists. Overall, he finished 20th on the 2018 Top 25 List of MAC Players.

Before joining the Chippewas, Everett spent the previous four seasons as Indiana State's running backs coach, and he also served as ISU's recruiting coordinator in 2016. He assisted with the first emergence in the NCAA FCS playoffs since 1984. Everett developed 2015 Missouri



ZIPS RISE TOGETHER

### EVERETT'S YEAR-BY-YEAR COACHING EXPERIENCE

Years	School (Position)
2011-12	Hutchison Community College (recruiting coord.   running backs)
2013-15	Indiana State (running backs)
2016	Indiana State (running backs   recruiting coordinator)
2017-18	Central Michigan (running backs)
2019-	Akron (running backs)

### EVERETT'S POSTSEASON HISTORY (3)

Bowl   Round	Date	Result
FCS 1st Round	Nov. 29, 2014	Indiana St. 36, Eastern Kentucky 16
FCS 2nd Round	Dec. 6, 2014	UT Chattanooga 35, Indiana St. 14
Famous Idaho Potato	Dec. 22, 2017	Wyoming 37, CMU 14

Valley Conference Newcomer of the Year Roland Genesy as well as 2013 MVFC All-Newcomer LeMonte Booker, 2018 first-team All-Missouri Valley Jaquan Keys, and CFL's Shakir Bell who earned Parade All-America honors. In 2016, Genesy earned Honorable Mention All-Missouri Valley honors after finishing fourth in rushing on the fewest carries in the league.

Everett spent two seasons at Hutchinson Community College as the recruiting coordinator and running backs coach. He helped develop first round NFL Draft pick and All-Pro wide receiver Cordarrelle Patterson, who went on to play at the University of Tennessee before being drafted by the Minnesota Vikings.

Everett played linebacker for three seasons at Indiana State, and he was the team's co-Most Valuable Player and defensive captain as a senior. An All-Missouri Valley Conference Honorable Mention selection, he recorded 102 tackles as a senior, which ranked in the nation's Top 20.

Everett earned a bachelor's degree in psychology from Indiana State in 2009. A native of Newton, Kan., Everett and his wife Susan have two children- Vera (5) and Kaenan (3).



# DEONTE GIBSON

**Outside Linebackers | DE**  
**First Season at Akron**  
**Fourth Season Overall**  
**Northwestern '15**


Deonte Gibson begins his first season at the University of Akron in 2020 as the outside linebackers and defensive ends coach.

"I am incredibly excited to become a part of the Akron football family, while being so close to home at the same time," Gibson said. "I am looking forward to developing authentic relationships with the team and staff and continuing to help the program move in the right direction."

Gibson served as the defensive line coach at Eastern Illinois in 2019. He coached second-team All-OVC nose tackle Terrell Greer. A part of defensive staff that coached EIU to the sixth-most tackles for loss in school history (86), his defensive unit ranked No. 30 in FCS in total defense and No. 29 in FCS in team tackles for loss.

A 2015 graduate of Northwestern University, he worked as the defensive graduate assistant at his alma mater in 2017 and 2018, helping the Wildcats to the Big Ten West Division title and two bowl appearances.

A four-year letterwinner for Northwestern (2011-16), Gibson was a third-team All-Big Ten selection and a three-time Academic All-Big Ten pick. He served as a team captain as a senior and finished ranked



### GIBSON'S YEAR-BY-YEAR COACHING EXPERIENCE

Years	School (Position)
2017-18	Northwestern (defensive graduate assistant)
2019	Eastern Illinois (defensive line)
2020-	Akron (outside linebackers   defensive ends)

### GIBSON'S POSTSEASON HISTORY (5)

Bowl	Date	Result
Gator Bowl	Jan. 1, 2013	Northwestern 34, Miss. State 20
Outback Bowl	Jan. 1, 2016	#23 Tennessee 45, #13 Northwestern 6
Music City Bowl	Dec. 29, 2017	Northwestern 24, Kentucky 23
Big Ten Championship	Dec. 1, 2018	#6 Ohio State 45, #21 Northwestern 24
Holiday Bowl	Dec. 31, 2018	#21 Northwestern 31, #17 Utah 17

seventh on NU's all-time sacks list. As a player, Gibson participated in two bowl games- the Gator Bowl and the Outback Bowl.

A native of Cleveland Ohio, he earned a bachelor's degree in communication studies in 2015 and a master's degree in integrated marketing communications in 2017, both from Northwestern. Gibson attended St. Edward High School where he served as team captain of the first state championship football team in school history.

Following graduation, Gibson played professional football with the Tampa Bay Buccaneers and the Detroit Lions in 2016.

Gibson and his wife Dominique were married in March 2020.



# CHRIS HURD

**Special Teams Coordinator | FB/HB**  
**Second Season at Akron**  
**17th Season Overall**  
**North Texas '04**

Chris Hurd enters his second season as the special teams coordinator in 2020 at the University of Akron. He also coaches the fullbacks and H-backs.

In 2019, Hurd was a part of the pro style offense. The Zips ranked third nationally with the most freshmen in the starting line-up, including wide receiver/kick returner Michael Mathison.

Hurd followed head coach Tom Arth from the University of Tennessee at Chattanooga after two seasons (2017-18) where he served as the Mocs' special teams coordinator and running backs coach. He helped freshman Brandon Dowdell lead the SoCon and finish No. 6 in the FCS with 12.6 yards per punt return. Junior RB Tyrell Price earned 2018 second-team All-Southern Conference honors.

Hurd coached three seasons as the special teams coordinator and tight ends coach at Florida Atlantic and has also worked at Arkansas and Tennessee. He started with the Owls in January 2014 and had an immediate impact in both areas he coached. The tight ends caught six scores that season, while Lucky Whitehead finished in the top-10 in the nation in kick return yards and Dalton Schomp averaged 45.4 yards per punt.

The 2015 special teams unit excelled in its second season under Hurd's direction. Most notably, Schomp led the nation with 48.0 yards per punt. Nearly half of Schomp's punts (22-of-45, 49%) were for 50 yards or more and he pinned 18 inside the 20. FAU tight ends also emerged as a solid unit in 2015. Nate Terry led all Owls receivers with four touchdown receptions.



ZIPS RISE TOGETHER

## HURD'S YEAR-BY-YEAR COACHING EXPERIENCE

Years	School (Position)
2004-06	North Texas (graduate assistant)
2007-10	Cisco College (defensive coordinator)
2011-12	Tennessee (special teams quality control)
2013	Arkansas (special teams quality control)
2014-16	Florida Atlantic (special teams coordinator   tight ends)
2017-18	UT Chattanooga (special teams coordinator   running backs)
2019-	Akron (special teams coordinator   fullbacks   h-backs)

## HURD'S POSTSEASON HISTORY (1)

Bowl	Date	Result
New Orleans Bowl	Dec. 14, 2004	So. Mississippi 31, North Texas 10

In 2016, All-Conference member Kerrith Whyte led the squad in kick returns and was third in the nation in combined kick returns. Whyte tallied 1,002 kick return yards for an average of 25.7 yards per return. Schomp averaged 42.6 yards per punt and earned honorable mention all-conference recognition. Tight end Harrison Bryant emerged as a significant contributor with six catches for 63 yards and a spot on the Conference USA All-Freshman team.

Prior to FAU, Hurd was the special teams quality control at Arkansas in 2013 and spent two years on Tennessee's staff in 2011-12 where he served as the special teams quality control with the Volunteers. Hurd was the defensive coordinator at Cisco College from 2007-10 and was a graduate assistant at North Texas from 2004-06.

Hurd earned a bachelor's degree in history with a minor in criminal justice from the University of North Texas in 2004. He was a walk-on who lettered four seasons at North Texas (2000-03). He earned a scholarship and was a two-year starter for the three-time Sun Belt Champions (2001-03). The 2002 and 2003 recipient of the team's Byron Gross Award, bestowed to the best linebacker, Hurd was a first-team All-Sun Belt in 2003 and Defensive Player of the Year the same season.

A native of Killeen, Texas, Hurd and his wife Emily have a son Ryker and a daughter Landrie.



**JAMAE L  
LETT**

**Secondary**  
**First Season at Akron**  
**Ninth Season Overall**  
**Samford '11**

Jamael Lett begins his first season at the University of Akron in 2020 as the secondary coach.

“My family and I are excited to be part of the Akron football family,” Lett said. “The staff is full of good coaches that want to help build young men.”

Lett served as the secondary coach at Samford University for three seasons. In 2019, Lett participated in the NCAA-NFL Coaches Academy. The 2018 team posted the program’s eighth-straight winning season, the longest streak in program history. In 2017, Samford went 8-4 record overall and earned a spot in the NCAA Division I-FCS Playoffs for a second-straight season for the first time since 1992.

A former Bulldog defensive back, Lett returned to his alma mater after serving as a graduate assistant coach at Ohio University during the 2016 season where they worked with the defensive line. Lett worked with MAC Defensive Player of the Year Tarell Basham as the team earned the MAC East Division Championship.

In 2015, Lett worked as an assistant with the defensive backs at the University of Tennessee at Martin. He also handled offensive scouting, opponent breakdown and tracking offensive tendencies during



**LETT'S YEAR-BY-YEAR COACHING EXPERIENCE**

Years	School (Position)
2012-13	Brainerd HS (defensive coordinator)
2014	Davidson HS (defensive backs)
2015	Tennessee- Martin (defensive backs)
2016	Ohio (graduate assistant- defensive line)
2017-19	Samford (secondary)
2020-	Akron (secondary)

**LETT'S POSTSEASON HISTORY (3)**

Bowl   Round	Date	Result
MAC Championship	Dec. 2, 2016	Western Mich. 29, Ohio 23
Dollar General Bowl	Dec. 23, 2016	Troy 28, Ohio 23
FCS Playoffs 1st Round	Nov. 25, 2017	#16 Kenn. St. 28, #14 Samford 17

games. The Skyhawks ranked 24th in the nation among FCS schools in third-down conversion. Lett’s defensive backs recorded 30 pass break ups and six interceptions that season. Lett also coached All-OVC defensive back Marquis Clemons.

During the 2014-15 academic year, Lett coached defensive backs and taught mathematics at Davidson High School in Mobile. At DHS, he was responsible for installing defensive coverages for the secondary, coaching and teaching secondary techniques and running the scout team offense. Lett coached two cornerbacks that went on to play NCAA Division I football.

Lett began his coaching career as defensive coordinator and math teacher at Brainerd High School in Chattanooga, Tenn. At BHS, Lett was in charge of creation and execution of the defensive system and defensive play calling during games.

A native of Mobile, Ala., Lett was a four-year starter (2006-10) in the secondary as a player at Samford. He collected 110 tackles, four interceptions, 16 break-ups, and two forced fumbles as a Bulldog. He earned a bachelor’s degree in sports medicine from Samford in 2011 and a master’s degree in curriculum and instruction from Tennessee Tech in 2012.

Lett and his wife Julia have two children– Madison and David.





# OSCAR RODRIGUEZ

**Inside Linebackers**  
**Second Season at Akron**  
**16th Season Overall**  
**Fort Hays State '05**

Oscar Rodriguez, Jr., enters his second season as the Zips' secondary coach in 2020 at the University of Akron. After handling the safeties in 2019, he will coach the inside linebackers.

In 2019, Rodriguez was a part of multiple defensive schemes. Senior DB Alvin Davis, Jr., earned third-team All-Mid-American Conference honors.

Rodriguez followed head coach Tom Arth from the University of Tennessee at Chattanooga where he served as the Mocs' linebackers coach in 2018. He was promoted to assistant head coach following the 2018 season.

Previously, Rodriguez was the defensive coordinator for three seasons at the University of La Verne (Calif.) where he was the 2017 NCAA Division III AFCA National Assistant Coach of the Year. Rodriguez orchestrated a Leopards' defense that led the SCIAC in defensive touchdowns and tied for second in sacks in conference play. The Leopards allowed just 383.3 yards per game, the fewest in the conference.

After going 2-7 the season before Rodriguez's arrival, the Leopards went a perfect 7-0 in SCIAC play in 2015. They claimed their first SCIAC championship since 1995 and made the NCAA National Championship for the first time since 1994.

Rodriguez came to La Verne from Garden City (Kan.) Community College where he served as the football team's defensive coordinator, special teams coordinator, recruiting coordinator and director of operations. Rodriguez mentored six All-Americans and 33 all-conference players across almost all levels of college football. In addition, he coached seven players who eventually made their way to the NFL.

At Garden City, Rodriguez sent eight student-athletes to NCAA Division I schools while overseeing Kansas Jayhawk Community College Conference's (KJCCC) No. 1 defense. Garden City was also ranked No. 1 in the KJCCC in starting field position, kickoff coverage, field goal percentage and blocked kicks with Rodriguez in charge of the special teams. In 2013, Rodriguez's relentless recruiting efforts was profiled by ESPN.com

Prior to Garden City, Rodriguez was the associate head coach and defensive coordinator for NCAA Division II Emporia State (Kan.) University. At Hutchinson (Kan.) Community College from 2010-11, Rodriguez served as a co-defensive coordinator and associate head coach. During Rodriguez's time at Hutchinson, the school was ranked in the top-10, nationally,



ZIPS RISE TOGETHER

## RODRIGUEZ'S YEAR-BY-YEAR COACHING EXPERIENCE

Years	School (Position)
2005	Randall HS (defensive backs)
2006-07	Washburn University (defensive backs)
2008-09	Baker University (co-defensive coordinator   defensive backs)
2010	Hutchinson CC (associate head coach   co-defensive coordinator)
2011-12	Emporia State (associate head coach   defensive coordinator)
2013-14	Garden City CC (assoc. head coach   defensive & special teams coord.)
2015-17	La Verne (associate head coach   defensive coordinator)
2018	UT Chattanooga (assistant head coach   inside linebackers)
2019	Akron (secondary   safeties)
2020-	Akron (inside linebackers)

## RODRIGUEZ'S POSTSEASON HISTORY (8)

Bowl   Round	Date	Result
DII 1st Round	Nov. 17, 2007	West Texas 40, Washburn 39
NAIA 1st Round	Nov. 22, 2008	Morningside 65, Baker 27
Region VI Semifinal	Nov. 7, 2010	#7 Hutchinson 24, Independence 17
Region VI Championship	Nov. 14, 2010	#1 Butler 48, #5 Hutchinson 0
Salt City Bowl	Dec. 4, 2010	Hutchinson 42, Eastern Arizona 21
Kanza Bowl	Nov. 25, 2012	#24 Emporia St. 45, TXA&M Kingsville 38
Capital of Kansas Bowl	Dec. 9, 2013	Tyler 47m Garden City 21
DIII 1st Round	Nov. 21, 2015	St. Thomas 57, La Verne 14

in every defensive category. As a co-defensive coordinator at NAIA Baker (Kan.) University from 2008 to 2010, Rodriguez helped lead the program to its first playoff appearance and first back-to-back winning seasons in 15 years, while helping the team achieve a national ranking as high as 12th. Rodriguez got his first coaching position at Randall (Texas) High School as the defensive backs coach. He earned his first college assignment at Washburn (Kan.) University where he worked with future NFL players Cary Williams, Terrell Fletcher and Michael Wilhoite. Washburn advanced to the 2007 NCAA D-II playoffs, falling to West Texas in the first round.

A two-time cancer survivor, Rodriguez founded the Coaches Against Cancer Foundation which raises money annually with donations, silent auction, and golf tournament for people with cancer that need assistance financially.

A native of Liberal, Kan., Rodriguez played at Fort Hays State University, Coffeyville Community College, and Emporia State as a safety. He earned a bachelor's degree in physical education/health from Fort Hays in 2005. Rodriguez earned a master's degree from Washburn University in educational administration in 2008.

Rodriguez was a NFL Bill Walsh Fellowship participant in 2018 and 2020 with the Chicago Bears. Rodriguez and his wife Lauren have three children- Joey, Victoria, and Nathan.

# SUPPORT STAFF



## BEN MURPHY

**Director of Football Operations**  
**Ninth Season at Akron**  
*Florida State '07*

Ben Murphy is in his ninth year in 2020 serving as Akron football's director of operations.

In this role with the Zips, he conducts the day-to-day operations of the football office, including organizing team travel, developing the program's budget, and scheduling all team events.

Murphy served as the director of football operations at North Alabama from 2009-11, after serving as a graduate assistant coach at Florida State from 2007-09.

While at Florida State, he was heavily involved in the program's recruiting effort and helped achieve top-10 recruiting classes in 2008 and 2009. He also worked as an intern in the Florida State sports information department from 2005-07.

A native of Tampa, Fla., Murphy graduated from Florida State with a bachelor's degree in sport management in 2007, and added a master's degree in sport administration from FSU in 2009.

Murphy married former Akron golfer Amanda Butler in July 2015. A four-time National Golf Coaches Association Academic All-American, Butler earned her bachelor's degree in sports management from UA in 2012 and her master's degree in 2014. The couple welcomed son Carter in March 2017.



## ALEX KLINE

**Director of Recruiting & High School Relations**  
**Second Season at Akron**  
*John Carroll '14*

Alex Kline, Jr., enters his second season as the Zips' director of recruiting and high school relations in 2020.

He came to Akron after serving as an offensive coaching assistant working with the quarterbacks at Pittsburgh during the 2018 season. Kline was elevated by the Panthers after working as a recruiting assistant in the spring.

Kline joined Pitt after four seasons at Saint Vincent College. He began his stint as a graduate assistant and wide receivers coach in 2014. He added passing game coordinator duties for the 2015 season, and moved into the offensive coordinator role for the 2017 and 2018 seasons while coaching with wide receivers. During his tenure, the Bearcats set nine offensive records, including most touchdown passes in a season (29), most touchdown passes in a game (7), and highest passing efficiency in a season (152.1). In 2016, Saint Vincent led the conference in passing yards per game (300), which ranked 29th nationally, and red zone scoring (84%) as five players earned All-Conference accolades.

A native of Pittsburgh, Pa., Kline earned a bachelor's degree in business management from John Carroll in 2014 and a master's degree in management sciences from Saint Vincent College in 2016. A three-year starter and All-Conference honoree at John Carroll, he served as team captain as a senior in 2013. Kline was a two-year member of the Leadership Council.

Kline was a 2009 All-Conference selection at wide receiver from Pittsburgh North Catholic High School where he was a three-sport athlete, including a two-time WPIAL champion in basketball.

# SUPPORT STAFF



## MARK LEFFLER

**Assistant Director of Sports  
Medicine | Head FB Athletic Trainer**  
**11th Season at Akron**  
**Akron '07**

Mark Leffler was named the Assistant Director of Sports Medicine at The University of Akron in July 2013. He began his professional career with the Zips as a graduate assistant athletic trainer in 2007.

He oversees the day-to-day health care and all medical needs of the football team.

Leffler joined the Zips fulltime after serving one year as an athletic trainer for the Concorde Therapy Group in Canton (2009-10). He was hired as an assistant athletic trainer at Akron in June 2010, working with the football and women's golf teams. In July 2013, Leffler was promoted to the assistant director of sports medicine, assuming head athletic trainer duties for football.

The Akron native earned a bachelor's degree in athletic training from Akron in 2007 and a master's degree in exercise physiology/adult fitness from Akron in 2009.

Leffler has been a licensed athletic trainer since 2007 as well as a member of National Athletic Trainers' Association. He is also certified as an EMT.

Leffler and his wife Julianne have two children- Leah and Andrew.



## DEONTE MACK

**Strength & Conditioning**  
**First Season at Akron**  
**Indiana '11**

Deonte Mack was named as the director of athletic performance and strength and conditioning coach for the Zips' program in September, 2020.

Mack comes to Akron after serving the last five years as the associate director of strength and sport science at the University of Kentucky.

During his tenure with the Wildcats' football program in Lexington, Kentucky appeared in four bowl games, including victories over 12th-ranked Penn State (27-24) and Virginia Tech (37-30) following the 2018 and 2019 campaigns, respectively. During the four-year stretch, the Wildcats posted a 32-20 overall record and 16 wins over Southeastern Conference opponents.

Prior to his time at Kentucky, Mack served five seasons as assistant strength and conditioning coach with the football program at Indiana University.

A native of Elkhart, Ind., Mack played four seasons as a defensive end for the Hoosiers from 2007-10, where he appeared in 36 career games, including nine starts.

Certified strength and conditioning specialist by the National Strength and Conditioning Association, along with a First Aid/AED/CPR certification and a USAW certification as a Sports Performance Coach

Mack earned a bachelor's degree in African American-African Diaspora Studies from Indiana in 2011.


Mack and his wife, Haley, have three sons, K.J., Desmond and Trey.

# SUPPORT STAFF

ZIPS RISE TOGETHER



**CONNER BOGARD**  
Defensive Quality Control



**RAY BREWSTER**  
Defensive Quality Control



**SHERRY BUTLER**  
Administrative Assistant



**TONY CALJEAN**  
Special Teams Quality Control




**ANTHONY CICIONE**  
Graduate Assistant (Defense)



**CLAIRE CROSBY**  
Assistant Director of Operations



**BILL DRODDY**  
Director of Sports Medicine



**KYLE FOSTER**  
Football Equipment Manager



**DEVIN JORDAN**  
Offensive Quality Control



**LATROY LEWIS**  
Graduate Assistant (Defense)



**SAM KUKURA**  
Graduate Assistant (Offense)



**COREY MCDEVITT**  
Assistant Athletic Trainer



**KEVIN O'CONNOR**  
Equipment Manager



**EYTHAN PUHALLA**  
Graduate Assistant (Video Operations)



**JAKE SCHAEFER**  
Quality Control (Offense)



**JIM SCHONOVER**  
Academic Volunteer



**GREG WOOD**  
Special Teams Quality Control



**RICH WORSSELL**  
Director of Research and Analytics



# 2019 SEASON REVIEW

The University of Akron

150  
SESQUICENTENNIAL  
1870-2020



## 2019 SEASON REVIEW

Under the guidance of first-year head coach **Tom Arth**, Akron finished 0-12 overall (0-8 in MAC play) after a 52-3 loss to Ohio. The Zips returned 57 letterwinners, including 10 starters, to their pro-style offense and multiple defensive schemes.

Sophomore RB **Brandon Lee** was the team's top rusher with 179 yards on 61 carries. Under center, redshirt junior QB **Kato Nelson** finished 151-of-280 for 1,820 yards and 11 touchdowns in 10 starts, while freshman QB **Zach Gibson** went 41-of-81 for 425 yards and a touchdown in four games. Redshirt junior WR **Nate Stewart** was the top receiver with 37 receptions for 529 yards and three touchdowns. Defensively, redshirt senior LB **John Lako** was the top Zip with 138 tackles, including a team-best 60 solo stops, 9.5 TFL, two hurries, two break-ups, a 64-yard interception return for a touchdown, and a 25-yard fumble recovery.

In the final NCAA stats, Akron was ranked No. 1 in kickoff return defense (14.87). Individually, redshirt senior LB **John Lako** was No. 3 total tackles (11.5) and No. 33 in solo tackles (5.0). Redshirt sophomore LB **Bubba Arlsanian** was No. 9 in total tackles (10.4). Freshman WR **Michael Mathison** was No. 20 in kickoff returns (25.6).

Zip senior linebackers **John Lako** and **Josh Ward** finished tied at the No. 2 spot for most games played in their collegiate careers with 50 each.

Five players [**Alex Allen**, DB **Kyron Brown**, LS **Michael Buddenberg**, LB **Ulysees Gilbert III**, and OL **Kyle Ritz**] hold the school record with 51 games.

Senior DB **Alvin Davis, Jr.** was No. 4 with 48 career games.

Redshirt junior QB **Kato Nelson** had record performances throughout the season. His 87-yard pass to **Timothy Scippio** in the Eastern Michigan game was the longest pass of the season, which also ranks third longest in program history. Nelson's 359 passing yards against UAB rank No. 16 among the top single-game passing totals. Nelson finished 2019 with a school record-tying 0.21, the lowest percentage passes intercepted. His 1,820 passing yards rank No. 19 for a season.

On the career charts, Nelson stands No. 5 in passing yards (5,138) and No. 5 in total offense (5,760).

Seniors LB **John Lako** and DB **Alvin Davis, Jr.** earned All-Mid-American Conference honors in 2019. Lako received first-team All-MAC recognition, while Davis garnered third-team All-MAC honors.

A walk-on turned scholarship player, Lako was the Zips' defensive leader for the second consecutive season. He finished 2019 with 138 tackles, including a team-best 60 solo stops, a team-best 9.5 TFL for a loss of 25 yards, two hurries, two break-ups, a fumble recovery, and an interception for a 64-yard touchdown return. He recorded double-digit tackles in nine games, including a season-high 15 stops at Northern Illinois.

A first-team All-MAC selection in 2018 and second-team pick in 2017, Davis was the top defensive back (and third overall) with 79 tackles, 5.0 TFL, two break-ups, and a hurry. Playing at both safety and cornerback, he led the defense against Troy with a career-high 17 tackles, including a career-high 12 solo stops and a career-high three tackles for a loss of four yards.

Additionally, the duo received the same All-MAC recognition from Phil Steele.

**Alvin Davis, Jr.**

Junior DE **Dylan Meeks** was named to the College Sports Information Directors of America (CoSIDA) Academic All-District 5 football team. A MAC Distinguished Scholar-Athlete, Academic All-MAC selection, and Dean's List student, Meeks sports a 3.881 GPA in exercise science/pre-physical therapy.

Seven Akron football players- DL **Logan Hawkins**, TE **Brandon Junk**, QB **Robbie Kelley**, LB **John Lako**, TE **Darryl Long**, LS **Cameron Lyons**, and DE **Dylan Meeks**- earned Academic All-Mid-American Conference honors for the 2019 season. The Academic All-MAC honor is for a student who has excelled in athletics and academics. To qualify, a student must have at least a 3.20 cumulative GPA and have participated in at least 50 percent of the contests for that particular sport. First-year students and junior college transfers in their first year of residence are not eligible for the award.

Lako was the sole Zips to earn MAC Distinguished Scholar-Athlete accolades for achieving a first-team All-MAC honors along with a 3.5+ GPA.

Senior LB **Josh Ward** participated in the fifth annual SPIRAL Tropical Bowl at Daytona Stadium on January 12, 2020, at Stetson's SPEC Martin Stadium in DeLand, Fla.

Prior to the home finale with Ohio, Akron honored the 18 members of its Senior Class- OL **Trevor Brown**, LS **Peyton Coffman**, DB **Alvin Davis, Jr.**, WR **Jaquavis Dixon**, DB **Shawn Featherstone, Jr.**, DL **Andy Jean-Baptiste**, DL **Davon'te Jest**, TE **Nick Johns**, WR **De'von Jones**, TE **Brandon Junk**, OL **Rich Kallay**, QB **Robbie Kelley**, LB **James King**, LB **John Lako**, LB **DeMarcus Lloyd**, TE **Darryl Long**, RB **Deltron Sands**, and LB **Josh Ward**.

The 2019 Senior Class leaves campus as one of the all-time most productive classes in program history. In four seasons, they helped the Zips to 16 wins, becoming bowl eligible in 2017. They claimed the 2017 MAC East title, played in the 2017 MAC Championship game, and competed in the Boca Raton Bowl while winning three consecutive Wagon Wheel trophies.

Five of the seniors had already earned their undergraduate degrees prior to starting the season and are pursuing master's degrees. TE **Brandon Junk** (sports management), QB **Robbie Kelley** (business management and M.B.A.), LB **John Lako** (human resources management), LB **DeMarcus Lloyd** (organizational supervision), and TE **Darryl Long** (sport management). Kansas State and SMU lead the nation with 21 graduates each.

**Trevor Brown****Josh Ward**

# 2019 HONORS

ZIPS RISE TOGETHER



**Robbie Kelley**



**John Lako**



**Darryl Long**

**OL Trevor Brown**

Preseason fourth-team All-MAC by Phil Steele

**WR Dustin Burkhart**

MAC Offensive Player of the Week, Sept. 9

**OL Brandon Council**

Preseason fourth-team All-MAC by *Athlon Sports*

**DB Alvin Davis, Jr.**

Third-team All-MAC  
 Third-team All-MAC by Phil Steele  
 Paycom Jim Thorpe Award Preseason Watch List  
*College Football America Yearbook's* Starting Line-up  
 Preseason first-team All-MAC by *Athlon Sports*  
 Preseason first-team All-MAC by Phil Steele

**PK Jerry Fitschen**

Zips' Summa Health Student-Athlete of the Week,  
 Sept. 2

**QB Zach Gibson**

Zips' Summa Health Student-Athlete of the Week,  
 Sept. 30

**DL Logan Hawkins**

Academic All-MAC

**TE Brandon Junk**

Academic All-MAC

**QB Robbie Kelley**

Academic All-MAC

**WR/PR Jeremiah Knight**

Preseason first-team All-MAC by Phil Steele  
 Preseason second-team All-MAC by *Athlon Sports*

**LB John Lako**

First-team All-MAC  
 First-team All-MAC by Phil Steele  
 MAC Distinguished Scholar-Athlete  
 Academic All-MAC  
 CoSIDA Academic All-America nominee  
 Wuerffel Trophy nominee  
 William V. Campbell Trophy nominee  
 Allstate AFCA Good Works Team nominee  
 NFF Scholar-Athlete of the Day, Oct. 15, 2019  
 Preseason first-team All-MAC by *Athlon Sports*  
 Preseason first-team All-MAC by Phil Steele

**TE Darryl Long**

Academic All-MAC

**LS Cameron Lyons**

Academic All-MAC  
 CoSIDA Academic All-America nominee

**WR Michael Mathison**

Zips' Summa Health Student-Athlete of the Week,  
 Sept. 16

**DE Dylan Meeks**

Academic All-MAC  
 CoSIDA Academic All-America All-District Team

**WR Jonah Morris**

Preseason fourth-team All-MAC by Phil Steele

**QB Kato Nelson**

Johnny Unitas Golden Arm Award Watch List  
 Player to Watch by the Touchdown Club of Columbus

**DL Josh Ward**

2020 SPIRAL Tropical Bowl participant  
 Preseason fourth-team All-MAC by *Athlon Sports*  
 Preseason fourth-team All-MAC by Phil Steele



# 2019 TEAM STATISTICS

<b>Team Statistics</b>	<b>AKRON</b>	<b>OPP</b>
SCORING	126	435
Points Per Game	10.5	36.2
Points Off Turnovers	24	101
FIRST DOWNS	155	261
Rushing	51	138
Passing	91	106
Penalty	13	17
RUSHING YARDAGE	576	2562
Yards gained rushing	1072	2748
Yards lost rushing	496	186
Rushing Attempts	327	566
Average Per Rush	1.8	4.5
Average Per Game	48.0	213.5
TDs Rushing	2	28
PASSING YARDAGE	2342	2405
Comp-Att-Int	205-398-14	201-305-5
Average Per Pass	5.9	7.9
Average Per Catch	11.4	12.0
Average Per Game	195.2	200.4
TDs Passing	12	23
TOTAL OFFENSE	2918	4967
Total Plays	725	871
Average Per Play	4.0	5.7
Average Per Game	243.2	413.9
KICK RETURNS: #-Yards	40-859	15-223
PUNT RETURNS: #-Yards	12-60	23-129
INT RETURNS: #-Yards	5-120	14-318
KICK RETURN AVERAGE	21.5	14.9
PUNT RETURN AVERAGE	5.0	5.6
INT RETURN AVERAGE	24.0	22.7
FUMBLES-LOST	22-12	13-6
PENALTIES-Yards	80-640	64-564
Average Per Game	53.3	47.0
PUNTS-Yards	80-2980	49-1964
Average Per Punt	37.2	40.1
Net punt average	35.4	37.2
KICKOFFS-Yards	31-1723	81-4790
Average Per Kick	55.6	59.1
Net kick average	37.9	39.0
TIME OF POSSESSION/Game	26:29	33:30
3RD-DOWN Conversions	43/163	98/185
3rd-Down Pct	26%	53%
4TH-DOWN Conversions	7/22	8/15
4th-Down Pct	32%	53%
SACKS BY-Yards	10-61	57-314
MISC YARDS	0	0
TOUCHDOWNS SCORED	15	56
FIELD GOALS-ATTEMPTS	7-12	14-20
ON-SIDE KICKS	1-3	0-1
RED-ZONE SCORES	(18-26) 69%	(49-58) 84%
RED-ZONE TOUCHDOWNS	(11-26) 42%	(41-58) 71%
PAT-ATTEMPTS	(13-14) 93%	(55-55) 100%
ATTENDANCE	107752	100640
Games/Avg Per Game	6/17959	6/16773
Neutral Site Games		0/0

<b>Score by Quarters</b>	<b>1st</b>	<b>2nd</b>	<b>3rd</b>	<b>4th</b>	<b>OT</b>	<b>Total</b>
AKRON	32	23	21	50	0	126
Opponents	90	158	111	76	0	435

# 2019 INDIVIDUAL STATISTICS

ZIPS RISE TOGETHER

<b>Rushing</b>	<b>gp-gs</b>	<b>att</b>	<b>gain</b>	<b>loss</b>	<b>net</b>	<b>avg</b>	<b>td</b>	<b>lg</b>	<b>avg/g</b>
LEE, Brandon	12-6	61	219	40	179	2.9	0	25	14.9
HAYES-PATRICK, Pet	6-3	41	153	15	138	3.4	0	11	23.0
NELSON, Kato	10-10	109	367	246	121	1.1	0	17	12.1
BURTON, Michiah	11-0	38	133	16	117	3.1	1	19	10.6
SANDS, Deltron	6-1	35	104	13	91	2.6	1	16	15.2
REESE,DECAVILON	2-1	10	46	3	43	4.3	0	17	21.5
MATHISON, Michael	10-5	2	10	0	10	5.0	0	5	1.0
DeSHIELDS, T.J.	3-0	2	4	0	4	2.0	0	4	1.3
KNIGHT, Jeremiah	12-6	1	3	0	3	3.0	0	3	0.2
WOLFLEY, Maverick	7-5	1	2	0	2	2.0	0	2	0.3
BURKHART, Dustin	4-3	1	1	0	1	1.0	0	1	0.2
HICKS, Julian	11-9	1	1	0	1	1.0	0	1	0.1
KELLEY, Robbie	8-0	7	17	22	-5	-0.7	0	9	-0.6
TEAM	6-0	4	0	57	-57	-14.2	0	0	-9.5
GIBSON, Zach	4-2	14	12	84	-72	-5.1	0	12	-18.0
<b>Total</b>	<b>12</b>	<b>327</b>	<b>1072</b>	<b>496</b>	<b>576</b>	<b>1.8</b>	<b>2</b>	<b>25</b>	<b>48.0</b>
<b>Opponents</b>	<b>12</b>	<b>566</b>	<b>2748</b>	<b>186</b>	<b>2562</b>	<b>4.5</b>	<b>28</b>	<b>46</b>	<b>213.5</b>

<b>Passing</b>	<b>gp-gs</b>	<b>effic</b>	<b>comp-att-int</b>	<b>pct</b>	<b>yds</b>	<b>td</b>	<b>lg</b>	<b>avg/g</b>
NELSON, Kato	10-10	117.21	151-280-6	53.9	1820	11	87	182.0
GIBSON, Zach	4-2	91.36	41-81-3	50.6	425	1	39	106.2
KELLEY, Robbie	8-0	36.79	10-28-3	35.7	75	0	24	9.4
DeSHIELDS, T.J.	3-0	10.60	3-8-2	37.5	22	0	11	7.3
STEWART, Nate	12-7	0.00	0-1-0	0.0	0	0	0	0.0
<b>Total</b>	<b>12</b>	<b>103.85</b>	<b>205-398-14</b>	<b>51.5</b>	<b>2342</b>	<b>12</b>	<b>87</b>	<b>195.2</b>
<b>Opponents</b>	<b>12</b>	<b>153.74</b>	<b>201-305-5</b>	<b>65.9</b>	<b>2405</b>	<b>23</b>	<b>76</b>	<b>200.4</b>

<b>Receiving</b>	<b>gp-gs</b>	<b>no.</b>	<b>yds</b>	<b>avg</b>	<b>td</b>	<b>lg</b>	<b>avg/g</b>
STEWART, Nate	12-7	37	529	14.3	3	49	44.1
HICKS, Julian	11-9	32	212	6.6	2	15	19.3
KNIGHT, Jeremiah	12-6	31	430	13.9	0	39	35.8
MATHISON, Michael	10-5	31	243	7.8	0	47	24.3
BURKHART, Dustin	4-3	15	320	21.3	1	64	80.0
LEE, Brandon	12-6	15	113	7.5	0	48	9.4
SCIPPIO, Timothy	11-5	12	221	18.4	3	87	20.1
WILLIAMS, Andre	4-2	10	96	9.6	0	23	24.0
SANDS, Deltron	6-1	6	27	4.5	0	12	4.5
WOLFLEY, Maverick	7-5	5	68	13.6	2	24	9.7
BURTON, Michiah	11-0	5	37	7.4	0	11	3.4
HAYES-PATRICK, Pet	6-3	2	18	9.0	0	13	3.0
LONG, Darryl	11-1	1	15	15.0	0	15	1.4
JOHNS, Nick	8-5	1	6	6.0	0	6	0.8
REESE,DECAVILON	2-1	1	4	4.0	0	4	2.0
JUNK, Brandon	7-1	1	3	3.0	1	3	0.4
<b>Total</b>	<b>12</b>	<b>205</b>	<b>2342</b>	<b>11.4</b>	<b>12</b>	<b>87</b>	<b>195.2</b>
<b>Opponents</b>	<b>12</b>	<b>201</b>	<b>2405</b>	<b>12.0</b>	<b>23</b>	<b>76</b>	<b>200.4</b>

<b>Punt Returns</b>	<b>no.</b>	<b>yds</b>	<b>avg</b>	<b>td</b>	<b>lg</b>
KNIGHT, Jeremiah	7	44	6.3	0	15
DAVIS, Alvin	4	15	3.8	0	9
STEWART, Nate	1	1	1.0	0	1
<b>Total</b>	<b>12</b>	<b>60</b>	<b>5.0</b>	<b>0</b>	<b>15</b>
<b>Opponents</b>	<b>23</b>	<b>129</b>	<b>5.6</b>	<b>0</b>	<b>14</b>

<b>Interceptions</b>	<b>no.</b>	<b>yds</b>	<b>avg</b>	<b>td</b>	<b>lg</b>
RILEY, Jordyn	1	15	15.0	0	15
GLOVER, DeMarkus	1	1	1.0	0	1
THOMAS,COREY	1	0	0.0	0	0
FEATHERSTONE, Sha	1	40	40.0	0	40
LAKO, John	1	64	64.0	1	64
<b>Total</b>	<b>5</b>	<b>120</b>	<b>24.0</b>	<b>1</b>	<b>64</b>
<b>Opponents</b>	<b>14</b>	<b>318</b>	<b>22.7</b>	<b>2</b>	<b>58</b>

<b>Kick Returns</b>	<b>no.</b>	<b>yds</b>	<b>avg</b>	<b>td</b>	<b>lg</b>
MATHISON, Michael	17	435	25.6	0	45
KNIGHT, Jeremiah	16	356	22.2	0	39
BURTON, Michiah	2	15	7.5	0	11
JUNK, Brandon	1	3	3.0	0	3
GILCHRIST, Tyler	1	20	20.0	0	20
BISCHOF, Brandon	1	0	0.0	0	0
HICKS, Julian	1	17	17.0	0	17
MACK,KYSHAD	1	13	13.0	0	13
<b>Total</b>	<b>40</b>	<b>859</b>	<b>21.5</b>	<b>0</b>	<b>45</b>
<b>Opponents</b>	<b>15</b>	<b>223</b>	<b>14.9</b>	<b>0</b>	<b>32</b>

<b>Fumble Returns</b>	<b>no.</b>	<b>yds</b>	<b>avg</b>	<b>td</b>	<b>lg</b>
LAKO, John	1	25	25.0	0	25
GLOVER, DeMarkus	1	-1	-1.0	0	0
<b>Total</b>	<b>2</b>	<b>24</b>	<b>12.0</b>	<b>0</b>	<b>25</b>
<b>Opponents</b>	<b>2</b>	<b>37</b>	<b>18.5</b>	<b>3</b>	<b>35</b>

# 2019 INDIVIDUAL STATISTICS

Scoring	td	fg	PAT				dpx	saf	pts
			kick	rush	rcv	pass			
SMIGEL, Cory	-	5-6	8-8	-	-	-	-	23	
SCIPPPIO, Timothy	3	-	-	-	-	-	-	18	
STEWART, Nate	3	-	-	-	-	1-1	-	18	
WOLFLEY, Maverick	2	-	-	-	-	-	-	12	
HICKS, Julian	2	-	-	-	-	-	-	12	
FITSCHEN, Jerry	-	2-6	5-6	-	-	-	-	11	
BURKHART, Dustin	1	-	-	-	-	-	-	6	
SANDS, Deltron	1	-	-	-	-	-	-	6	
BURTON, Michiah	1	-	-	-	-	-	-	6	
LAKO, John	1	-	-	-	-	-	-	6	
JUNK, Brandon	1	-	-	-	-	-	-	6	
GIBSON, Zach	-	-	-	-	1	-	-	2	
Total	15	7-12	13-14	-	1	1-1	-	126	
Opponents	56	14-20	55-55	-	1	1-1	-	435	

Total Offense	g	plays	rush	pass	total	avg/g
NELSON, Kato	10	389	121	1820	1941	194.1
GIBSON, Zach	4	95	-72	425	353	88.2
LEE, Brandon	12	61	179	0	179	14.9
HAYES-PATRICK, Pet	6	41	138	0	138	23.0
BURTON, Michiah	11	38	117	0	117	10.6
SANDS, Deltron	6	35	91	0	91	15.2
KELLEY, Robbie	8	35	-5	75	70	8.8
REESE, DECAVILON	2	10	43	0	43	21.5
DeSHIELDS, T.J.	3	10	4	22	26	8.7
MATHISON, Michael	10	2	10	0	10	1.0
KNIGHT, Jeremiah	12	1	3	0	3	0.2
WOLFLEY, Maverick	7	1	2	0	2	0.3
HICKS, Julian	11	1	1	0	1	0.1
BURKHART, Dustin	4	1	1	0	1	0.2
TEAM	6	4	-57	0	-57	-9.5
Total	12	725	576	2342	2918	243.2
Opponents	12	871	2562	2405	4967	413.9

Field Goals	fg	pct.	01-19	20-29	30-39	40-49	50-99	lg	blk
FITSCHEN, Jerry	2-6	33.3	0-0	0-0	0-2	2-4	0-0	42	0
SMIGEL, CORY	5-6	83.3	0-0	2-2	3-3	0-1	0-0	35	0

Punting	no.	yds	avg	lg	tb	fc	i20	50+	blk
WIELAND, Jonah	79	2980	37.7	59	1	28	13	5	0
NELSON, Kato	1	0	0.0	0	0	0	0	0	0
Total	80	2980	37.2	59	1	28	13	5	0
Opponents	49	1964	40.1	66	4	13	18	9	0

FG Sequence	AKRON	Opponents
Illinois	(42),43	30
UAB	35	28,(39),37
Central Michigan	(40)	(24),(43),(35)
TROY	-	-
Massachusetts	-	(30),(38),(34)
Kent State	46,(24)	(36),(43),(45),(43)
BUFFALO	45,33	48,36
Northern Illinois	-	-
Bowling Green	(35),(35)	-
EASTERN MICHIGAN	-	-
MIAMI	(33)	(44),41,(23)
OHIO	(25)	(40)

Kickoffs	no.	yds	avg	tb	ob	retn	net	ydln
FITSCHEN, Jerry	30	1711	57.0	13	1			
SMIGEL, Cory	1	12	12.0	0	0			
Total	31	1723	55.6	13	1	14.9	37.9	27
Opponents	81	4790	59.1	31	2	21.5	39.0	26

Numbers in (parentheses) indicate field goal was made.

All Purpose	g	rush	rcv	pr	kr	ir	total	avg/g
KNIGHT, Jeremi	12	3	430	44	356	0	833	69.4
MATHISON, Mic	10	10	243	0	435	0	688	68.8
STEWART, Nat	12	0	529	1	0	0	530	44.2
BURKHART, Du	4	1	320	0	0	0	321	80.2
LEE, Brandon	12	179	113	0	0	0	292	24.3
HICKS, Julian	11	1	212	0	17	0	230	20.9
SCIPPPIO, Timot	11	0	221	0	0	0	221	20.1
BURTON, Michi	11	117	37	0	15	0	169	15.4
HAYES-PATRIC	6	138	18	0	0	0	156	26.0
NELSON, Kato	10	121	0	0	0	0	121	12.1
SANDS, Deltron	6	91	27	0	0	0	118	19.7
WILLIAMS, Andr	4	0	96	0	0	0	96	24.0
WOLFLEY, Mav	7	2	68	0	0	0	70	10.0
LAKO, John	12	0	0	0	0	64	64	5.3
REESE, DECAVI	2	43	4	0	0	0	47	23.5
FEATHERSTON	8	0	0	0	0	40	40	5.0
GILCHRIST, Tyl	9	0	0	0	20	0	20	2.2
LONG, Darryl	11	0	15	0	0	0	15	1.4
DAVIS, Alvin	11	0	0	15	0	0	15	1.4
RILEY, Jordyn	11	0	0	0	0	15	15	1.4
MACK, KYSHAD	2	0	0	0	13	0	13	6.5
JOHNS, Nick	8	0	6	0	0	0	6	0.8
JUNK, Brandon	7	0	3	0	3	0	6	0.9
DeSHIELDS, T.J	3	4	0	0	0	0	4	1.3
GLOVER, DeMa	11	0	0	0	0	1	1	0.1
KELLEY, Robbie	8	-5	0	0	0	0	-5	-0.6
TEAM	6	-57	0	0	0	0	-57	-9.5
GIBSON, Zach	4	-72	0	0	0	0	-72	-18.0
Total	12	576	2342	60	859	120	3957	329.8
Opponents	12	2562	2405	129	223	318	5637	469.8

# 2019 DEFENSIVE STATISTICS

ZIPS RISE TOGETHER

#	Defensive Leaders	gp-gs	Tackles				Sacks no-yds	Pass defense			Fumbles		blkd	
			ua	a	tot	tfl/yds		int-yds	brup	qbh	rcv-yds	ff	kick	saf
40	LAKO, John	12-12	60	78	138	9.5-25	1.0-8	1-64	2	2	1-25	.	.	.
27	ARSLANIAN, Bubba	12-7	51	74	125	4.0-19	2.0-14	.	2	1	.	1	.	.
1	DAVIS, Alvin	11-11	41	38	79	5.0-8	.	.	2	1	.	.	.	.
8	WARD, Josh	12-12	17	32	49	4.0-14	2.5-12	.	1	2	.	.	1	.
44	MEEKS, Dylan	11-11	14	33	47	1.0-3	0.5-2	.	1	.	.	1	.	.
18	COCHRAN, Randy	11-10	32	9	41	2.0-3	.	.	5	.	.	1	.	.
2	FEATHERSTONE, Sha	8-8	15	26	41	0.5-1	.	1-40	1	.	.	.	.	.
11	JEST, Davon'te	10-10	17	23	40	4.0-18	1.0-10	.	.	2	1-0	1	.	.
29	HOOKS, Jalen	12-6	22	13	35	1.0-3	0.5-2	.	2	2	.	.	.	.
31	WATTS, A.J.	12-7	19	14	33	2.5-7	.	.	6	.	1-0	1	.	.
6D	RILEY, Jordyn	11-7	20	7	27	1.0-2	.	1-15	5	.	.	.	.	.
99	BENTLEY, Eric	10-4	8	18	26	2.5-4	.	.	.	.	1-0	1	.	.
5F	SCOTT, Michael	12-3	13	11	24	2.0-8	.	.	1	1	.	2	.	.
3	GLOVER, DeMarkus	11-4	11	12	23	.	.	1-1	1	1	1--1	.	.	.
91	CROSS, Jaquize	12-9	9	14	23	1.5-7	1.5-7	.	.	1	.	.	.	.
94	MITCHELL, John	12-1	14	8	22	2.0-8	1.0-6	.	.	.	.	.	.	.
7D	RICHARDSON, Julian	11-0	12	8	20	3.0-2	.	.	.	.	.	.	.	.
79	JEAN-BAPTISTE, And	12-0	11	9	20	1.0-2	.	.	1	.	.	.	.	.
24	DARANIJO, Adetutu	5-3	10	5	15	.	.	.	.	.	.	.	.	.
34	LLOYD, DeMarcus	8-0	4	6	10	1.0-2	.	.	.	.	.	.	.	.
21	CORNER, Reggie	3-2	8	2	10	.	.	.	.	.	.	.	.	.
90	WILSON, Bryce	8-0	8	1	9	1.0-1	.	.	.	.	.	1	.	.
37	COOPER, Jerome	12-0	6	1	7	.	.	.	.	.	.	.	.	.
22	BISCHOF, Brandon	12-0	3	4	7	.	.	.	.	.	.	.	.	.
4D	JACOBS, Zaire	3-0	4	1	5	.	.	.	.	.	.	.	.	.
67	HAWKINS, Logan	10-1	3	2	5	.	.	.	.	.	.	.	.	.
32	KING,JAMES	5-0	4	.	4	1.0-2	.	.	.	.	.	.	.	.
28	DIXON, Jaquavis	9-0	2	2	4	.	.	.	.	.	.	.	.	.
25	GILCHRIST, Tyler	9-0	1	3	4	0.5-4	.	.	.	.	.	.	.	.
1D	LAWSON, Quevan	4-0	1	2	3	0.5-0	.	.	.	.	.	.	.	.
9	WATTS, Demetrick	2-1	2	1	3	.	.	.	.	.	.	.	.	.
2D	McDONALD, Tyson	2-1	2	1	3	.	.	.	.	.	.	.	.	.
52	DiLAURO, Zach	3-0	1	1	2	.	.	.	.	.	.	.	.	.
23	BLUNT, Gavin	12-0	1	1	2	.	.	.	.	.	1-0	.	.	.
16	SAMPSON, Justin	8-0	1	1	2	.	.	.	1	1	.	.	.	.
6	JOHNS, Nick	8-5	2	.	2	.	.	.	.	.	.	.	.	.
1Q	NELSON, Kato	10-10	2	.	2	.	.	.	.	.	.	.	.	.
3F	SWANSON, K.	3-0	1	1	2	.	.	.	.	.	.	.	.	.
TM	TEAM	6-0	2	.	2	.	.	.	.	.	.	.	.	.
80	McGRIFF, M.J.	8-0	1	1	2	.	.	.	.	.	.	.	.	.
55	THOMAS,COREY	3-1	1	1	2	.	.	1-0	.	.	.	.	.	.
5	STEWART, Nate	12-7	.	2	2	.	.	.	.	.	.	.	.	.
2X	WALLS, Kevin	1-1	1	.	1	.	.	.	.	.	.	.	.	.
47	FITSCHEN, Jerry	12-0	1	.	1	.	.	.	.	.	.	.	.	.
17	HICKS, Julian	11-9	1	.	1	.	.	.	.	.	.	.	.	.
86	MATHISON, Michael	10-5	.	1	1	0.5-4	.	.	.	.	.	.	.	.
7	LEE, Brandon	12-6	1	.	1	.	.	.	.	.	.	.	.	.
26	WOLFLEY, Maverick	7-5	1	.	1	.	.	.	.	.	.	.	.	.
60	RAMICONE,DEAN	2-0	1	.	1	.	.	.	.	.	.	.	.	.
39	BURTON, Michiah	11-0	1	.	1	.	.	.	.	.	.	.	.	.
88	SCIPPPIO, Timothy	11-5	1	.	1	.	.	.	.	.	.	.	.	.
77	GRAY, Xavior	4-2	1	.	1	.	.	.	.	.	.	.	.	.
Total		12	465	467	932	51-147	10-61	5-120	31	14	6-24	9	1	.
Opponents		12	350	324	674	109-472	57-314	14-318	38	28	12-37	10	.	.



# 2019 STARTING LINE-UPS

ZIPS RISE TOGETHER

## OFFENSE (PRO STYLE)

Game	QB	RB	X-WR	Z-WR	H-WR	TE	LT	LG	C	RG	RT
at Illinois	Nelson	Sands	Long (TE)	Burkhart	Knight	Wolfley	Sample	Council	Petersen	Corne	Forman
UAB	Nelson	Lee	Stewart	Burkhart	Knight	Scippio (WR)	Brown	Council	Petersen	Corne	Forman
at CMU	Nelson	Williams (WR)	Stewart	Burkhart	Mathison	Scippio (WR)	Brown	Council	Petersen	Corne	Forman
TROY	Nelson	Lee	Stewart	Williams	Hicks	Wolfley	Brown	Council	Petersen	Corne	Forman
at UMass	Nelson	Lee	Stewart	Mathison	Hicks	Junk	Brown	Petersen	Council	Corne	Forman
KENT STATE	Nelson	Lee	Stewart	Mathison	Hicks	Wolfley	Brown	Petersen	Council	Corne	Forman
BUFFALO	Gibson	Reese	Stewart	Mathison	Hicks	Wolfley	Brown	Muldowney	Petersen	Corne	Council
at NIU	Gibson	Lee	Stewart	Johns (TE)	Hicks	Wolfley	Brown	Council	Petersen	Corne	Forman
at BGSU	Nelson	Lee	Knight	Mathison	Hicks	Johns	Council	Muldowney	Petersen	Corne	Forman
EMU	Nelson	Hayes-Patrick	Knight	Scippio	Hicks	Johns	Gray	Council	Petersen	Corne	Brown
at Miami	Nelson	Hayes-Patrick	Knight	Scippio	Hicks	Johns	Gray	Council	Petersen	Corne	Brown
OHIO	Nelson	Hayes-Patrick	Knight	Scippio	Hicks	Johns	Brown	Muldowney	Petersen	Corne	Council

## DEFENSE (Multiple)

Game	DE	NT	DT	OLB	ILB	ILB	NICKEL	CB	SS	FS	CB
at Illinois	Meeks	Bentley	Hawkins	Ward	Lako	D. Watts	Cochran	Hooks	Daranijo	Featherstone	McDonald
UAB	Meeks	Jest	Bentley	Ward	Lako	Arslanian	Cochran	Riley	Daranijo	Featherstone	Davis
at CMU	Meeks	Jest	Bentley	Ward	Lako	Arslanian	Cochran	Riley	Davis	Featherstone	McDonald
TROY	Meeks	Jest	Cross	Ward	Lako	Glover	Cochran	Riley	Corner	Featherstone	Davis
at UMass	Cross	Jest	Bentley	Ward	Lako	Glover	Cochran	Riley	Corner	Featherstone	Davis
KENT STATE	Meeks	Jest	Cross	Ward	Lako	Arslanian	Cochran	Riley	Davis	Featherstone	A.J. Watts
BUFFALO	Meeks	Jest	Cross	Ward	Lako	Glover	Scott (LB)	Hooks	Davis	Featherstone	A.J. Watts
at NIU	Meeks	Jest	Cross	Ward	Lako	Glover	Scott (LB)	Hooks	Davis	Featherstone	A.J. Watts
at BGSU	Meeks	Jest	Cross	Ward	Lako	Arslanian	Scott (LB)	Hooks	Davis	Cochran	A.J. Watts
EMU	Meeks	Jest	Cross	Ward	Lako	Arslanian	Cochran	Hooks	Davis	Riley	A.J. Watts
at Miami	Meeks	Mitchell	Cross	Ward	Lako	Arslanian	Cochran	Hooks	Davis	Thomas	A.J. Watts
OHIO	Meeks	Jest	Cross	Ward	Lako	Arslanian	Cochran	Riley	Davis	Daranijo	A.J. Watts

## AKRON STATISTICAL LEADERS

Game	Rushing (Att.-Yds.TD)	Passing (C-A-I-Y-TD)	Receiving (Att.-Yds.-TD)	Tackles (S-A-T)
at Illinois	Deltron Sands (14-47-0)	Kato Nelson (10-24-1-122-0)	Nate Stewart (5-79-0)	Bubba Arslanian (6-5-11)
UAB	Kato Nelson (13-31-0)	Kato Nelson (25-44-0-359-2)	Dustin Burkhart (8-217-0)	John Lako (3-11-14)
at CMU	Kato Nelson (16-33-0)	Kato Nelson (26-42-1-241-3)	Nate Stewart (5-78-1)	John Lako (8-3-11)
TROY	Brandon Lee (6-38-0)	Kato Nelson (15-29-0-200-1)	Michael Mathison (5-23-0)	Alvin Davis (12-5-17)
at UMass	Michiah Burton (8-25-1)	Kato Nelson (13-17-1-141-2)	Michael Mathison (6-72-0)	John Lako (6-7-13)
KENT STATE	Kato Nelson (14-64-0)	Kato Nelson (17-28-0-202)	Nate Stewart (4-71-0)	Bubba Arslanian (6-9-15)
BUFFALO	Decavilon Reese (8-37-0)	Zach Gibson (22-39-1-139-0)	Julian Hicks (9-51-0)	John Lako (7-7-14)
at NIU	Brandon Lee (10-76-0)	Zach Gibson (4-15-1-36-0)	Julian Hicks (3-22-0)	John Lako (8-7-15)
at BGSU	Peter Hayes-Patrick (4-23-0)	Kato Nelson (9-24-2-60-0)	Nate Stewart (3-26-0)	Bubba Arslanian (10-9-19)
EMU	Peter Hayes-Patrick (13-43-0)	Kato Nelson (20-33-1-288-2)	Julian Hicks (7-41-1)	Randy Cochran (8-2-10)
				Bubba Arslanian (2-8-10)
at Miami	Peter Hayes-Patrick (6-17-0)	Kato Nelson (15-25-0-197-1)	Julian Hicks (5-40-0)	John Lako (6-8-14)
OHIO	Peter Hayes-Patrick (14-42-0)	Kato Nelson (1-14-0-10-0)	Jeremiah Knight (2-22-0)	Adetutu Daranijo (8-2-10)
				Bubba Arslanian (2-8-10)

## 2019 AKRON FOOTBALL RESULTS

Date	Opponent	W/L	Score	Overall	MAC	Time	Attendance
Sat., Aug. 31	at Illinois [BTN]	L	3-42	0-1		3:14	30,654
<b>Sat., Sept. 7</b>	<b>UAB</b> [CBS-SN]	L	20-31	0-2		3:28	18,972
Sat., Sept. 14	*at Central Michigan [ESPN+]	L	24-45	0-3	0-1	3:38	18,641
<b>Sat., Sept. 21</b>	<b>TROY</b> [ESPN+]	L	7-35	0-4	0-1	2:57	16,954
Sat., Sept. 28	at Massachusetts [FloFB]	L	29-37	0-5	0-1	3:16	7,284
<b>Sat., Oct. 12</b>	<b>*KENT STATE</b> [ESPN3]	L	3-26	0-6	0-2	3:05	22,692
<b>Sat., Oct. 19</b>	<b>*BUFFALO</b> [ESPN3]	L	0-21	0-7	0-3	2:57	16,909
Sat., Oct. 26	*at Northern Illinois [ESPN3]	L	0-49	0-8	0-4	2:48	9,027
Sat., Nov. 2	*at Bowling Green [ESPN+]	L	6-35	0-9	0-5	3:13	12,113
<b>Tues., Nov. 12</b>	<b>*EASTERN MICHIGAN</b> [ESPNews]	L	14-42	0-10	0-6	3:05	10,811
Wed., Nov. 20	*at Miami (Ohio) [ESPNU]	L	17-20	0-11	0-7	3:03	22,921
<b>Tues., Nov. 26</b>	<b>*OHIO</b> [ESPN+]	L	3-52	0-2	0-8	3:05	21,414

Home games in CAPS \*Mid-American Conference game



# AKRON GAME-BY-GAME STATISTICS

## TEAM STATISTICS

Date	Opponent	Rushing				Receiving				Passing				Kick Returns				Punt Returns				tot off
		no.	yds	td	lg	no.	yds	td	lg	cmp-att-int	yds	td	lg	no.	yds	td	lg	no.	yds	td	lg	
Aug 31	at Illinois	38	64	0	11	12	128	0	28	12-28-1	128	0	28	2	43	0	24	2	23	0	15	192
Sep 07	UAB	29	34	1	13	25	359	2	64	25-44-0	359	2	64	2	14	0	14	3	-2	0	1	393
Sep 14	at Central Michigan	29	47	0	14	29	282	3	40	29-47-1	282	3	40	5	152	0	45	1	6	0	6	329
Sep 21	TROY	18	39	0	16	16	203	1	49	16-32-1	203	1	49	3	45	0	19	0	0	0	0	242
Sep 28	at Massachusetts	27	71	1	12	28	335	3	47	28-42-2	335	3	47	4	63	0	36	0	0	0	0	406
Oct 12	KENT STATE	32	95	0	17	17	202	0	35	17-29-0	202	0	35	5	120	0	27	1	4	0	4	297
Oct 19	BUFFALO	21	3	0	17	22	193	0	39	22-39-1	193	0	39	0	0	0	0	1	-4	0	0	196
Oct 26	at Northern Illinois	25	94	0	25	7	51	0	14	7-26-2	51	0	14	5	90	0	23	1	9	0	9	145
Nov 02	at Bowling Green	31	29	0	11	10	71	0	11	10-26-3	71	0	11	5	119	0	33	1	0	0	0	100
Nov 12	EASTERN MICHIGAN	23	54	0	11	20	288	2	87	20-33-1	288	2	87	5	108	0	39	1	11	0	0	342
Nov 20	at MIAMI	29	5	0	9	15	197	1	40	15-25-0	197	1	40	1	20	0	20	1	13	0	13	202
Nov 26	OHIO	25	41	0	9	4	33	0	12	4-27-2	33	0	12	3	85	0	31	0	0	0	0	74
AKRON		327	576	2	25	205	2342	12	87	205-398-14	2342	12	87	40	859	0	45	12	60	0	15	2918
		566	2562	28	46	201	2405	23	76	201-305-5	2405	23	76	15	223	0	32	23	129	0	14	4967

Games: 12 • Avg/rush: 1.8 • Avg/catch: 11.4 • Pass effic: 103.85 • KR avg: 21.5 • PR avg: 5.0 • All purpose avg/game: 329.8 • Total offense avg/gm: 243.2

Date	Opponent	Tackles				Sacks	Fumble	Pass Defense			blkd	PAT Attempts			off				
		ua	a	total	tfl-yds	no-yds	ff	fr-yds	int-yds	qbh	brup	kick	kick	rush	rcv	saf	t/o	pts	
Aug 31	at Illinois	40	28	68	3.0-12	2.0-11	0	0-0	0-0	0	2	0	0-0	0	0	0	0	0	3
Sep 07	UAB	12	67	79	2.0-5	0.0-0	0	0-0	1-15	0	4	0	2-3	0	0	0	0	20	
Sep 14	at Central Michigan	45	10	55	3.0-5	0.0-0	1	1-25	0-0	1	4	0	3-3	0	0	0	7	24	
Sep 21	TROY	47	54	101	8.0-13	0.0-0	1	0-0	1-40	1	2	0	1-1	0	0	0	7		
Sep 28	at Massachusetts	38	32	70	4.0-4	0.0-0	0	0-0	1-1	0	3	0	3-3	0	1	0	29		
Oct 12	KENT STATE	39	34	73	7.0-19	2.0-6	1	0-0	0-0	0	1	0	0-0	0	0	0	3		
Oct 19	BUFFALO	35	32	67	3.0-5	0.0-0	2	1-0	0-0	1	4	1	0-0	0	0	0	0		
Oct 26	at Northern Illinois	43	38	81	2.0-9	1.0-7	0	1--1	0-0	0	1	0	0-0	0	0	0	0		
Nov 02	at Bowling Green	48	50	98	9.0-31	1.0-9	1	1-0	0-0	5	2	0	0-0	0	0	0	6		
Nov 12	EASTERN MICHIGAN	30	40	70	1.0-5	0.0-0	1	0-0	0-0	2	1	0	2-2	0	0	0	14		
Nov 20	at MIAMI	43	36	79	4.0-18	2.0-13	0	0-0	2-64	2	3	0	2-2	0	0	0	17		
Nov 26	OHIO	45	46	91	5.0-21	2.0-15	2	2-0	0-0	2	4	0	0-0	0	0	0	3		
AKRON		465	467	932	51.0-147	10.0-61	9	6-24	5-120	14	31	1	13-14	0	1	0	24		
		350	324	674	109.0-472	57.0-319	10	12-37	14-318	28	38	0	55-55	0	1	0	101		

Date	Opponent	Punting									Field Goals			Kickoffs				
		no.	yds	avg	long	blkd	tb	fc	50+	i20	md-att	long	blkd	no.	yds	avg	tb	ob
Aug 31	at Illinois	7	213	30.4	36	0	0	1	0	0	1-2	42	0	2	103	51.5	1	0
Sep 07	UAB	9	329	36.6	54	0	0	1	1	3	0-1	0	0	4	160	40.0	1	0
Sep 14	at Central Michigan	6	214	35.7	40	0	0	1	0	1	1-1	40	0	4	257	64.2	3	0
Sep 21	TROY	6	276	46.0	59	0	0	4	3	2	0-0	0	0	2	127	63.5	1	0
Sep 28	at Massachusetts	4	144	36.0	50	0	0	1	1	0	0-0	0	0	5	263	52.6	2	1
Oct 12	KENT STATE	3	114	38.0	45	0	0	0	0	1	1-2	24	0	2	107	53.5	1	0
Oct 19	BUFFALO	6	239	39.8	46	0	0	4	0	1	0-2	0	0	1	65	65.0	1	0
Oct 26	at Northern Illinois	8	313	39.1	46	0	0	4	0	1	0-0	0	0	1	65	65.0	1	0
Nov 02	at Bowling Green	7	264	37.7	48	0	0	2	0	1	2-2	35	0	2	92	46.0	1	0
Nov 12	EASTERN MICHIGAN	5	137	27.4	41	0	0	4	0	1	0-0	0	0	2	87	43.5	0	0
Nov 20	at MIAMI	9	341	37.9	48	0	0	5	0	1	1-1	33	0	4	267	66.8	1	0
Nov 26	OHIO	10	396	39.6	48	0	1	1	0	1	1-1	25	0	2	130	65.0	0	0
AKRON		80	2980	37.2	59	0	1	28	5	13	7-12	42	0	31	1723	55.6	13	1
		49	1964	40.1	66	0	4	13	9	18	14-20	45	1	81	4790	59.1	31	2





# RED ZONE STATISTICS

ZIPS RISE TOGETHER

## AKRON Inside Opponent Red-Zone

Date	Opponent	Score	Times In RZ	Times Scored	Total Pts	Rush TDs	Pass TDs	FGs Made	Failed to score inside RZ						
									FGA	Down	Int	Fumb	Half	Game	
Aug 31, 2019	at Illinois	L 3-42	1	1	3	0	0	1	0	0	0	0	0	0	0
Sep 07, 2019	UAB	L 20-31	4	3	20	3	1	2	1	0	0	0	0	0	0
Sep 14, 2019	at Central Michigan	L 24-45	4	4	24	3	0	3	0	0	0	0	0	0	0
Sep 21, 2019	TROY	L 7-35	1	0	0	0	0	0	0	1	0	0	0	0	0
Sep 28, 2019	at Massachusetts	L 29-37	5	4	29	4	1	3	0	0	0	1	0	0	0
Oct 12, 2019	KENT STATE	L 3-26	3	1	3	0	0	1	0	2	0	0	0	0	0
Oct 19, 2019	BUFFALO	L 0-21	2	0	0	0	0	0	2	0	0	0	0	0	0
Oct 26, 2019	at Northern Illinois	L 0-49	0	0	0	0	0	0	0	0	0	0	0	0	0
Nov 02, 2019	at Bowling Green	L 6-35	2	2	6	0	0	2	0	0	0	0	0	0	0
Nov 12, 2019	EASTERN MICHIGAN	L 14-42	2	1	7	1	0	1	0	1	0	0	0	0	0
Nov 20, 2019	at MIAMI	L 17-20	1	1	3	0	0	1	0	0	0	0	0	0	0
Nov 26, 2019	OHIO	L 3-52	1	1	3	0	0	1	0	0	0	0	0	0	0
Totals			26	18	98	11	2	9	7	3	4	0	1	0	0
18 of 26 (69.2%)															

## Opponents Inside AKRON Red-Zone

Date	Opponent	Score	Times In RZ	Times Scored	Total Pts	Rush TDs	Pass TDs	FGs Made	Failed to score inside RZ						
									FGA	Down	Int	Fumb	Half	Game	
Aug 31, 2019	at Illinois	L 3-42	7	6	42	6	3	3	1	0	0	0	0	0	0
Sep 07, 2019	UAB	L 20-31	3	1	3	0	0	1	2	0	0	0	0	0	0
Sep 14, 2019	at Central Michigan	L 24-45	6	6	35	4	3	2	0	0	0	0	0	0	0
Sep 21, 2019	TROY	L 7-35	6	5	35	5	2	3	0	0	0	0	1	0	0
Sep 28, 2019	at Massachusetts	L 29-37	6	5	27	3	1	2	0	0	0	0	1	0	0
Oct 12, 2019	KENT STATE	L 3-26	3	3	13	1	1	2	0	0	0	0	0	0	0
Oct 19, 2019	BUFFALO	L 0-21	2	1	7	1	1	0	1	0	0	0	0	0	0
Oct 26, 2019	at Northern Illinois	L 0-49	4	4	28	4	1	3	0	0	0	0	0	0	0
Nov 02, 2019	at Bowling Green	L 6-35	7	5	35	5	4	1	0	1	0	0	0	1	0
Nov 12, 2019	EASTERN MICHIGAN	L 14-42	6	6	42	6	6	0	0	0	0	0	0	0	0
Nov 20, 2019	at MIAMI	L 17-20	2	2	10	1	1	1	0	0	0	0	0	0	0
Nov 26, 2019	OHIO	L 3-52	6	5	35	5	3	2	0	0	0	0	0	1	0
Totals			58	49	312	41	26	15	8	4	1	0	0	4	0
49 of 58 (84.5%)															

# GAME SUPERLATIVES

## INDIVIDUAL GAME HIGHS

Rushes	22	NELSON,KATO at MIAMI (Nov 20, 2019)
Yards Rushing	76	LEE,BRANDON at Northern Illinois (Oct 26, 2019)
TD Rushes	1	SANDS, Deltron vs UAB (Sep 07, 2019)
	1	BURTON, Michiah at Massachusetts (Sep 28, 2019)
Long Rush	25	LEE,BRANDON at Northern Illinois (Oct 26, 2019)
Pass attempts	44	NELSON, Kato vs UAB (Sep 07, 2019)
Pass completions	26	NELSON, Kato at Central Michigan (Sep 14, 2019)
Yards Passing	359	NELSON, Kato vs UAB (Sep 07, 2019)
TD Passes	3	NELSON, Kato at Central Michigan (Sep 14, 2019)
Long Pass	87	NELSON,KATO vs EASTERN MICHIGAN (Nov 12, 2019)
Receptions	9	HICKS,JULIAN vs BUFFALO (Oct 19, 2019)
Yards Receiving	217	BURKHART, Dustin vs UAB (Sep 07, 2019)
TD Receptions	1	STEWART, Nate vs UAB (Sep 07, 2019)
	1	SCIPPPIO, Timothy vs UAB (Sep 07, 2019)
	1	STEWART, Nate at Central Michigan (Sep 14, 2019)
	1	WOLFLEY, Maverick at Central Michigan (Sep 14, 2019)
	1	JUNK, Brandon at Central Michigan (Sep 14, 2019)
	1	WOLFLEY, Maverick vs TROY (Sep 21, 2019)
	1	STEWART, Nate at Massachusetts (Sep 28, 2019)
	1	BURKHART, Dustin at Massachusetts (Sep 28, 2019)
	1	HICKS, Julian at Massachusetts (Sep 28, 2019)
	1	HICKS,JULIAN vs EASTERN MICHIGAN (Nov 12, 2019)
	1	SCIPPPIO, Timothy vs EASTERN MICHIGAN (Nov 12, 2019)
	1	SCIPPPIO, Timothy at MIAMI (Nov 20, 2019)
Long Reception	87	SCIPPPIO, Timothy vs EASTERN MICHIGAN (Nov 12, 2019)
Field Goals	2	SMIGEL,CORY at Bowling Green (Nov 02, 2019)
Long Field Goal	42	FITSCHEN, Jerry at Illinois (Aug 31, 2019)
Punts	10	WIELAND,JONAH vs OHIO (Nov 26, 2019)
Punting Avg	46.0	WIELAND, Jonah vs TROY (Sep 21, 2019)
Long Punt	59	WIELAND, Jonah vs TROY (Sep 21, 2019)
Punts inside 20	3	WIELAND, Jonah vs UAB (Sep 07, 2019)
Long Punt Return	15	KNIGHT, Jeremiah at Illinois (Aug 31, 2019)
Long Kickoff Return	45	MATHISON, Michael at Central Michigan (Sep 14, 2019)
Tackles	19	ARSLANIAN, Bubba at Bowling Green (Nov 02, 2019)
Sacks	1.0	ARSLANIAN, Bubba at Illinois (Aug 31, 2019)
	1.0	MITCHELL, John at Illinois (Aug 31, 2019)
	1.0	WARD,JOSH vs Kent State (Oct 12, 2019)
	1.0	CROSS,JAQUIZE vs Kent State (Oct 12, 2019)
	1.0	WARD,JOSH at Northern Illinois (Oct 26, 2019)
	1.0	ARSLANIAN, Bubba at Bowling Green (Nov 02, 2019)
	1.0	LAKO,JOHN at MIAMI (Nov 20, 2019)
	1.0	JEST,DAVONTE vs OHIO (Nov 26, 2019)
Tackles For Loss	3.0	DAVIS, Alvin vs TROY (Sep 21, 2019)
Interceptions	1	RILEY, Jordyn vs UAB (Sep 07, 2019)
	1	FEATHERSTONE, Shawn vs TROY (Sep 21, 2019)
	1	GLOVER, DeMarkus at Massachusetts (Sep 28, 2019)
	1	LAKO,JOHN at MIAMI (Nov 20, 2019)
	1	THOMAS,COREY at MIAMI (Nov 20, 2019)

## TEAM GAME HIGHS

Rushes	38	at Illinois (Aug 31, 2019)
Yards Rushing	95	vs Kent State (Oct 12, 2019)
Yards Per Rush	3.8	at Northern Illinois (Oct 26, 2019)
TD Rushes	1	vs UAB (Sep 07, 2019)
	1	at Massachusetts (Sep 28, 2019)
Pass attempts	47	at Central Michigan (Sep 14, 2019)
Pass completions	29	at Central Michigan (Sep 14, 2019)
Yards Passing	359	vs UAB (Sep 07, 2019)
Yards Per Pass	8.7	vs EASTERN MICHIGAN (Nov 12, 2019)
TD Passes	3	at Central Michigan (Sep 14, 2019)
	3	at Massachusetts (Sep 28, 2019)
Total Plays	76	at Central Michigan (Sep 14, 2019)
Total Offense	406	at Massachusetts (Sep 28, 2019)
Yards Per Play	6.1	vs EASTERN MICHIGAN (Nov 12, 2019)
Points	29	at Massachusetts (Sep 28, 2019)
Sacks By	2	at Illinois (Aug 31, 2019)
	2	vs Kent State (Oct 12, 2019)
	2	at MIAMI (Nov 20, 2019)
	2	vs OHIO (Nov 26, 2019)
First Downs	22	at Massachusetts (Sep 28, 2019)
Penalties	11	vs Kent State (Oct 12, 2019)
Penalty Yards	89	vs Kent State (Oct 12, 2019)
Turnovers	4	vs BUFFALO (Oct 19, 2019)
	4	at Bowling Green (Nov 02, 2019)
Interceptions By	2	at MIAMI (Nov 20, 2019)
Punts	10	vs OHIO (Nov 26, 2019)
Punting Avg	46.0	vs TROY (Sep 21, 2019)
Long Punt	59	vs TROY (Sep 21, 2019)
Punts inside 20	3	vs UAB (Sep 07, 2019)
Long Punt Return	15	at Illinois (Aug 31, 2019)

## OPPONENT INDIVIDUAL GAME HIGHS

Rushes	31	HARBISON, Tre, at Northern Illinois (Oct 26, 2019)
Yards Rushing	158	HARBISON, Tre, at Northern Illinois (Oct 26, 2019)
TD Rushes	4	VANN, Shaq, vs EASTERN MICHIGAN (Nov 12, 2019)
Long Rush	46	ALLISON, O., vs OHIO (Nov 26, 2019)
Pass attempts	37	Barker, Kaleb, vs TROY (Sep 21, 2019)
Pass completions	27	Barker, Kaleb, vs TROY (Sep 21, 2019)
Yards Passing	319	JOHNSTON III, T, vs UAB (Sep 07, 2019)
TD Passes	4	JOHNSTON III, T, vs UAB (Sep 07, 2019)
	4	ROURKE, N., vs OHIO (Nov 26, 2019)
Long Pass	76	JOHNSTON III, T, vs UAB (Sep 07, 2019)
Receptions	7	PIMPLETON, K., at Central Michigan (Sep 14, 2019)
	7	Whittemore, L., vs TROY (Sep 21, 2019)
	7	Geiger, Kaylon, vs TROY (Sep 21, 2019)
	7	MCKOY, Isaiah, vs Kent State (Oct 12, 2019)
Yards Receiving	116	PIMPLETON, K., at Central Michigan (Sep 14, 2019)
TD Receptions	2	WATKINS, Austin, vs UAB (Sep 07, 2019)
	2	HOOKS, S., vs OHIO (Nov 26, 2019)
Long Reception	76	MITCHELL, Myron, vs UAB (Sep 07, 2019)
Field Goals	4	TRICKETT, M., vs Kent State (Oct 12, 2019)
Long Field Goal	45	TRICKETT, M., vs Kent State (Oct 12, 2019)
Punts	6	GREENWELL, Kyle, vs UAB (Sep 07, 2019)
	6	BALTAR, Jackson, vs BUFFALO (Oct 19, 2019)
	6	NARANJO, Matt, at Bowling Green (Nov 02, 2019)
Punting Avg	57.0	Sumpster, Tyler, vs TROY (Sep 21, 2019)
Long Punt	66	JULIEN, Jake, vs EASTERN MICHIGAN (Nov 12, 2019)
Punts inside 20	3	NARANJO, Matt, at Bowling Green (Nov 02, 2019)
Long Punt Return	14	ROGERS, Jake, at Bowling Green (Nov 02, 2019)
Long Kickoff Return	32	THOMAS, Maurice, at MIAMI (Nov 20, 2019)
Tackles	12	BROWN, Troy, at Central Michigan (Sep 14, 2019)
Sacks	6.0	PACE, Ivan, at MIAMI (Nov 20, 2019)
Tackles For Loss	6.0	PACE, Ivan, at MIAMI (Nov 20, 2019)
Interceptions	1	Hansen, Jake, at Illinois (Aug 31, 2019)
	1	ADESANYA, Sean, at Central Michigan (Sep 14, 2019)
	1	Lacey, Orlando, vs TROY (Sep 21, 2019)
	1	RODGERS, Isaiah, at Massachusetts (Sep 28, 2019)
	1	ADAMS, Jordan, at Massachusetts (Sep 28, 2019)
	1	AKIN, Wankeith, vs BUFFALO (Oct 19, 2019)
	1	HANEY, Devin, at Northern Illinois (Oct 26, 2019)
	1	RATTIN, Nick, at Northern Illinois (Oct 26, 2019)
	1	WILSON, Davin, at Bowling Green (Nov 02, 2019)
	1	REDDING, Ty, at Bowling Green (Nov 02, 2019)
	1	BROOKS, Karl, at Bowling Green (Nov 02, 2019)
	1	HOYING, Brody, vs EASTERN MICHIGAN (Nov 12, 2019)
	1	GILL, I., vs OHIO (Nov 26, 2019)
	1	TUPA, T., vs OHIO (Nov 26, 2019)

## OPPONENT TEAM GAME HIGHS

Rushes	62	at Northern Illinois (Oct 26, 2019)
	62	at Bowling Green (Nov 02, 2019)
Yards Rushing	274	at Northern Illinois (Oct 26, 2019)
Yards Per Rush	6.0	vs EASTERN MICHIGAN (Nov 12, 2019)
TD Rushes	6	vs EASTERN MICHIGAN (Nov 12, 2019)
Pass attempts	39	vs TROY (Sep 21, 2019)
Pass completions	29	vs TROY (Sep 21, 2019)
Yards Passing	352	vs OHIO (Nov 26, 2019)
Yards Per Pass	13.3	vs UAB (Sep 07, 2019)
TD Passes	4	vs UAB (Sep 07, 2019)
	4	vs OHIO (Nov 26, 2019)
Total Plays	95	vs TROY (Sep 21, 2019)
Total Offense	603	vs OHIO (Nov 26, 2019)
Yards Per Play	8.1	at Central Michigan (Sep 14, 2019)
Points	52	vs OHIO (Nov 26, 2019)
Sacks By	12	at MIAMI (Nov 20, 2019)
First Downs	32	vs TROY (Sep 21, 2019)
Penalties	11	at Bowling Green (Nov 02, 2019)
Penalty Yards	115	at Bowling Green (Nov 02, 2019)
Turnovers	2	at MIAMI (Nov 20, 2019)
	2	vs OHIO (Nov 26, 2019)
Interceptions By	3	at Bowling Green (Nov 02, 2019)
Punts	6	vs UAB (Sep 07, 2019)
	6	vs BUFFALO (Oct 19, 2019)
	6	at Bowling Green (Nov 02, 2019)
Punting Avg	52.7	vs TROY (Sep 21, 2019)
Long Punt	66	vs EASTERN MICHIGAN (Nov 12, 2019)
Punts inside 20	3	at Bowling Green (Nov 02, 2019)
Long Punt Return	14	at Bowling Green (Nov 02, 2019)

# THE LAST TIME IT HAPPENED . . .

ZIPS RISE TOGETHER

**BY AKRON**

100 Yards Rushing 112, Van Edwards vs. Central Michigan, 10-27-18  
 150 Yards Rushing 151, Jawon Chisholm vs. Kent State, 11-08-13  
 175 Yards Rushing 184, Jawon Chisholm at Kent State, 11-28-14  
 200 Yards Rushing 277, Dennis Kennedy vs. Eastern Michigan, 10-18-08  
 25+ Rushing Attempts 28, Warren Ball at Troy, 9-23-17  
 30+ Rushing Attempts 32, Alex Allen vs. Buffalo, 11-26-10  
 2 Touchdowns Rushing Van Edwards vs. Morgan State, 9-8-18  
 3 Touchdowns Rushing Warren Ball vs UAPB, 9-9-17  
 4+ Touchdowns Rushing 5, Bobby Hendry vs. Eastern Mich., 11-24-01  
 50-Yard Run 55, Kato Nelson at Kent State, 10-20-18  
 60-Yard Run 61, Manny Morgan at Marshall, 9-17-16  
 70-Yard Run 70 (TD), by Tra'Von Chapman vs. Miami (Ohio), 10-8-16  
 80-Yard Run 80 (TD), Jawon Chisholm at Kent State, 11-28-14  
 90-Yard Run 91, Alex Allen vs. Miami (Ohio), 11-17-10  
 Two Players 100 Rushing Yards (each) Nate Burney (119) and Alex Allen (110) vs. Gardner-Webb, 9-11-10  
 250 Yards Passing 288, Kato Nelson vs. Eastern Michigan, 11-12-19  
 300 Yards Passing 359, Kato Nelson vs. UAB, 9-7-19  
 400 Yards Passing 407, Thomas Woodson vs. VMI, 9-3-16  
 20 Pass Completions 20, Kato Nelson vs. Eastern Michigan, 11-12-19  
 30 Pass Completions 30, Thomas Woodson vs. Ball State, 10-7-17  
 40 Pass Attempts 42, Kato Nelson at Central Michigan, 9-14-19  
 50 Pass Attempts \*62, Kyle Pohl vs. Bowling Green, 11-04-14  
 2 Touchdown Passes Kato Nelson vs. Eastern Michigan, 11-12-19  
 3 Touchdown Passes Kato Nelson at Central Michigan, 9-14-19  
 4 Touchdown Passes Kato Nelson at Ohio, 11-23-18  
 5 Touchdown Passes Dalton Williams at Florida International, 9-8-12  
 6 Touchdown Passes % Thomas Woodson vs. VMI, 9-3-16  
 2 Interceptions Thrown Thomas Woodson at Troy, 9-23-17  
 3 Interceptions Thrown Kyle Pohl vs. Bowling Green, 11-4-14  
 4 Interceptions Thrown Thomas Woodson at Ball State, 10-25-14  
 300 Yards Total Offense 302, Kato Nelson vs. Eastern Michigan, 11-12-19  
 350 Yards Total Offense 371, Kato Nelson at Ohio, 11-23-18  
 400 Yards Total Offense 420, Thomas Woodson vs. VMI, 9-3-16  
 100 Yards Receiving 121, Jeremiah Knight vs. Eastern Michigan, 11-12-19  
 150 Yards Receiving 196, Jerome Lane vs. VMI, 9-3-16  
 200 Yards Receiving 217, Dustin Burkhart vs. UAB, 9-7-19  
 10 Receptions 10, JoJo Natson vs. Appalachian State, 9-24-16  
 10+ Receptions 11, Marquelo Suel at Kent State, 11-3-12  
 50-Yard Reception 51, Jeremiah Knight at Ohio, 11-23-18  
 60-Yard Reception 64, Dustin Burkhart (from Kato Nelson) vs. UAB, 9-7-19  
 70-Yard Reception 71 (TD), Kwadarrus Smith (from Kato Nelson) vs. Ohio, 11-14-17  
 80-Yard Reception 87, Timothy Scipio (from Kato Nelson) vs. Eastern Michigan, 11-12-19  
 90-Yard Reception 91, Jerome Lane (from Thomas Woodson) vs. Toledo, 11-2-16  
 2 Touchdowns Receiving Kwadarrus Smith vs. Northern Illinois, 11-1-18  
 3 Touchdowns Receiving JoJo Natson vs. VMI, 9-3-16  
 Two Players 100 Yards Receiving (each) Andre Williams (129) and Kwadarrus Smith (115) vs. Northern Illinois, 11-1-18  
 150 Yard Rusher and 150 Yard Receiver in Same Game #Jawon Chisholm (188 rushing) and Keith Sconiers (154 receiving) vs. VMI, 9-24-11  
 Kickoff Return for TD Dashan Miller (98 yards) vs. Syracuse, 10-24-09  
 Free Kick Return for TD 89, Andre Jones (78) and Alphonso Owen (11) vs. Western Michigan, 10-6-07  
 100-Yard Kickoff Return Jamie Goodwin at Connecticut, 10-25-03  
 100+ Yards in Kickoff Return Yardage 100, Michael Mathison vs. Kent State, 10-12-19  
 Punt Return for TD Jeremiah Knight (70 yards) at Eastern Michigan, 11-10-18  
 70-Yard Punt Return Domenik Hixon (85 yards) vs. Ball State, 10-23-04  
 200 All-Purpose Yards 216, Jeremiah Knight vs. Eastern Michigan, 11-12-19  
 250 All-Purpose Yards 263, Dennis Kennedy vs. Buffalo, 11-13-08  
 Interception for TD John Lako (64 yds.) at Miami, 11-20-19  
 Intercepted 2+ Passes 2, Alvin Davis (2 for TDs) at Northwestern, 9-15-18  
 Fumble Return for TD Ulysees Gilbert (46 yards) vs. Miami, 10-6-18  
 Blocked a Field Goal Josh Ward (48-yard att.) vs. Buffalo, 10-19-19  
 Blocked 2 Field Goals Nick Rossi (46-yard att.) and Anthony Holmes (40-yard att.) at Northern Illinois, 10-12-13  
 Blocked a PAT Andrew Hauser at Bowling Green, 9-30-17  
 Blocked a Punt Zach Guiser at Marshall, 9-17-16  
 Blocked Punt Returned for TD Ulysees Gilbert (30 yds.) at Marshall, 9-17-16  
 Had a 2-Pt Conversion Nate Stewart pass to Zach Gibson at UMass, 9-28-19  
 Had a Defensive 2-Pt. Conversion Shawn Lemon (98 yds) vs. Toledo, 11-5-08  
 50-Yard Field Goal 50, Robert Stein at Miami (Ohio), 11-14-15  
 55-Yard Field Goal 56, Daron Alcorn vs. Toledo, 9-12-92  
 UA Recorded a Safety Andrew Hauser at Eastern Michigan, 10-10-15

**AKRON TEAM**

500 Yards Total Offense 529 at Ball State, 10-22-16  
 600 Yards Total Offense 626 vs. Savannah State, 9-19-15  
 700 Yards Total Offense \*753 vs Morgan State, 9-15-12  
 300 Yards Rushing Offense 339 vs. Eastern Michigan, 10-18-08  
 400 Yards Rushing Offense 440 vs. Liberty, 10-12-02  
 500 Yards Rushing Offense 503 vs. Northern Arizona, 9-28-91  
 300 Yards Passing Offense 335 at UMass, 9-28-19  
 400 Yards Passing Offense 425 vs. VMI, 9-3-16  
 500 Yards Passing Offense \*^565 vs. Morgan State, 9-15-12  
 Scored an OFF, DEF and ST Touchdown at Marshall, 9-17-16

**BY OPPONENT**

100 Yards Rushing 128, Jaylon Bester, Miami, 11-20-19  
 150 Yards Rushing 158, Tre Harbison, Northern Illinois, 10-26-19  
 200 Yards Rushing 243, Zurlon Tipton, Central Michigan, 10-27-12  
 250 Yards Rushing 282, Jordan Johnson, Buffalo, 10-27-16  
 300 Yards Rushing 376, Travis Prentice, Miami (Ohio), 11-6-99  
 20 Rushing Attempts 21, Jaylon Bester, Miami, 11-20-19  
 30 Rushing Attempts 31, Tre Harbison, Northern Illinois, 10-26-19  
 40 Rushing Attempts 42, Garrett Wolfe, Northern Illinois, 12-1-05  
 3 Touchdowns Rushing Kobe Lewis, Central Michigan, 9-14-19  
 4+ Touchdowns Rushing 4, Shaq Vann, Eastern Michigan, 11-12-19  
 70-Yard Run 80, Saquon Barkley, #6 Penn State, 9-2-17  
 Two Players 100 Yards Rushing (each) 126, Maleek Irons, 169, A.J. Ouellette, Ohio, 11-23-18  
 300 Yards Passing 308, Nathan Rourke, Ohio, 11-26-19  
 400 Yards Passing 413, Chase Litton, Marshall, 9-17-16  
 500 Yards Passing 516, Zac Dysert, Miami (Ohio), 9-29-12  
 20 Pass Completions 20, Nathan Rourke, Ohio, 11-26-19  
 30 Pass Completions 33, Clayton Thorson, Northwestern, 9-15-18  
 40 Pass Attempts 41, Jack Milas, Ball State, 10-7-17  
 50 Pass Attempts 57, Chase Litton, Marshall, 9-17-16  
 4 Touchdown Passes Nathan Rourke, Ohio, 11-26-19  
 5 Touchdown Passes Logan Woodside, Toledo, 10-21-17  
 5+ Touchdown Passes 6, Zac Dysert, Miami (Ohio), 9-29-12  
 3 Interceptions Thrown Chase Litton, Marshall, 9-17-16  
 500 Yards Total Offense 514, Dan LeFevour, Central Michigan, 11-23-07  
 600 Yards Total Offense 624, Zac Dysert, Miami (Ohio), 9-29-12  
 100 Yards Receiving 125, Cameron Green, Northwestern, 9-15-18  
 150 Yards Receiving 181, Justin Rankin, Kent State, 10-1-16  
 200 Yards Receiving 214, Lee Evans, Wisconsin, 9-6-03  
 10 Receptions Scott Miller, Bowling Green, 9-30-17  
 10+ Receptions 11, Hunter Sharp, Utah State, 12-22-15  
 3 Touchdown Receptions Jake Stoneburner, Ohio State, 9-3-11  
 60-Yard Reception 63, Kamrin Solomon, Florida Atlantic, 12-19-17  
 70-Yard Reception 76, Myron Mitchell, UAB, 9-7-19  
 90-Yard Reception 91, Breshad Perriman, UCF, 8-29-13  
 Two Players Receiving 100 Yards (each) Diontae Johnson (118) and Jon'Vea Johnson (103), Toledo, 12-2-17  
 Kickoff Return for TD Dervon Wallace (91 yards), Western Michigan, 10-23-10  
 Punt Return for TD DeAndre Thompkins (61 yards), #6 Penn State, 9-2-17  
 70-Yard Punt Return Stafford Owens (81 yards), Ohio, 11-13-04  
 Had 2 Interceptions 2, Byron Moore, Tennessee, 9-29-12  
 Returned Interception for TD Nick Rattin, Northern Illinois, 10-26-19  
 Had 3 Interceptions Brian Lainhart, Kent State, 10-4-08  
 Fumble Return for TD Trayshon Foster, Northern Illinois, 10-26-19  
 75-Yard Fumble Return for TD 99, Quan Dillahunt, Howard, 9-20-03  
 Blocked a Field Goal Nate Childress, Toledo, 12-2-17  
 Blocked a PAT Jalen McKie, Northern Illinois, 11-1-18  
 Blocked a PAT Returned for a Safety Jalen McKie, Northern Illinois, 11-1-18  
 Blocked a Punt 2, Tony Reid, Miami (Ohio), 11-14-15  
 Blocked Punt Returned for TD Melvin Payne, Ohio, 10-10-09  
 Had a 2-Pt. Conversion Kalil Pimpleton (pass), Central Michigan, 9-14-19  
 50-Yard Field Goal Kaleb Patterson (52 yards), Miami (Ohio), 10-19-13  
 500 Yards Total Offense 561, Toledo, 12-2-17  
 600 Yards Total Offense 622, Toledo, 11-2-16  
 700 Yards Total Offense 705, Miami (Ohio), 9-29-12  
 Less Than 200 Yards of Total Offense 127, Morgan State, 9-12-09  
 UA Allowed a Safety at #10 Wisconsin, 9-10-16

\* - indicates school record  
 % - indicates tied school record=  
 # - first time in program history  
 ^ - indicates Mid-American Conference record

# GAME RECAPS

## ILLINOIS

FIGHTING ILLINI

### GAME #1



- ◆ Saturday, Aug. 31
- ◆ Noon ET • Big Ten Network
- ◆ Memorial Stadium | Champaign, Ill.

<b>Akron (0-1)</b>	<b>3</b>	<b>0</b>	<b>0</b>	<b>0</b>	<b>-</b>	<b>3</b>
<b>Illinois (1-0)</b>	<b>14</b>	<b>14</b>	<b>14</b>	<b>0</b>	<b>-</b>	<b>42</b>

CHAMPAIGN, Ill.-Akron football opened the Tom Arth Era on the road against Big Ten Conference opponent Illinois at Memorial Stadium where the Fighting Illini posted a 42-3 win.

The new look Zips played 15 freshmen throughout the 60-minute contest, while junior QB Kato Nelson led Akron's offense with 122 yards passing on a 10-of-24 effort. Nelson found junior WR Nate Stewart five times for 79 yards, including a 28-yard strike. Freshman WR Michael Mathison was also a familiar target in his collegiate debut. Mathison corralled three passes for 22 yards and a career-long 15-yard reception on his first catch.

Sophomore LB Bubba Arslanian led the defensive unit with a career-high 11 tackles for five yards of loss, including his first career sack.

In the first quarter, junior PK Jerry Fitschen put Akron on the scoreboard with his first career field goal, a 42-yarder.

SCORING SUMMARY:				UA-UI
1st	11:53	UI	Corbin 3 yd. run (McCourt kick) Drive: 10 plays, 63 yards in 3:07	0-7
	6:29	UA	Fitschen 42 yd. field goal Drive: 11 plays, 50 yards in 5:24	3-7
	3:23	UI	Bonner 10 yd. run (McCourt kick) Drive: 9 plays, 75 yards in 3:06	3-14
2nd	14:56	UI	Sidney 10 yd. pass from Peters (McCourt kick) Drive: 6 plays, 24 yards in 2:34	3-21
	2:04	UI	Peters 20 yd. run (McCourt kick) Drive: 2 plays, 24 yards in 0:38	3-28
3rd	10:42	UI	Williams 9 yd. pass from Peters (McCourt kick) Drive: 8 plays, 63 yards in 3:23	3-35
	4:30	UI	Barker 2 yd. pass from Peters (McCourt kick) Drive: 10 plays, 70 yards in 3:34	3-42

	AKRON	ILLINOIS
FIRST DOWNS	16	22
RUSHES-YARDS (NET)	38-64	46-207
PASSING YDS (NET)	128	194
Passes Comp-Att-Int	12-28-1	15-25-0
TOTAL OFFENSE PLAYS-YARDS	66-192	71-401
Fumble Returns-Yards-TD	0-0-0	0-0-0
Punt Returns-Yards-TD	2-23-0	3-24-0
Kickoff Returns-Yards-TD	2-43-0	1-10-0
Interception Returns-Yards-TD	0-0-0	1-0-0
Punts (Number-Avg)	7-30.4	4-46.0
Fumbles-Lost	1-1	0-0
Penalties-Yards	5-50	7-75
Possession Time	31:37	28:23
Third-Down Conversions	23% (3 of 13)	60% (9 of 15)
Fourth-Down Conversions	0% (0 of 0)	0% (0 of 1)
Red-Zone Scores-Chances	1-1	6-7
Sacks By: Number-Yards	2-11	6-37

- RUSHING:**  
UA - Sands 14-47, Lee 10-34, Burton 1-3, Kelley 1(-7), Nelson 12(-13). UI - Epstein 8-45, Bonner 6-38, Corbin 6-36, Peters 6-36, Brown 5-27, Sims 8-26, Norwood 4-3, Sidney 1-2, Robinson 2(-6).
- PASSING:**  
UA - Nelson 10-24-1-122-0, Kelley 2-4-0-6-0. UI - Peters 14-23-0-163-3, Robinson 1-2-0-31-0.
- RECEIVING:**  
UA - Stewart 5-79, Mathison 3-22, Knight 2-6, Lee 1-12, Williams 1-9. UI - Smalling 4-54, Imatorbhebhe 2-34, Sidney 2-26, Brown 2-15, Cumby 1-31, Stampley 1-13, Adams 1-10, Williams 1-9, Barker 1-2.

## UAB

BLAZERS

### GAME #2



- ◆ Saturday, Sept. 7
- ◆ Noon • CBS Sports Network
- ◆ InfoCision Stadium-Summa Field

<b>UAB (2-0)</b>	<b>7</b>	<b>10</b>	<b>14</b>	<b>0</b>	<b>-</b>	<b>31</b>
<b>Akron (0-2)</b>	<b>6</b>	<b>0</b>	<b>0</b>	<b>14</b>	<b>-</b>	<b>20</b>

AKRON, Ohio-Akron football showed definite improvement from week one to week two. But UA fell to defending Conference-USA champion UAB, 31-20, at InfoCision Stadium-Summa Field on Saturday.

The Blazers utilized 402 yards of total offense in the victory. Fueled by a fourth-quarter comeback, Akron totaled 393 yards of total offense.

UA was led by junior WR Dustin Burkhart, who had a career-best 217 receiving yards on the day, including a career-long 64-yard catch in the fourth quarter. Burkhart's 217 yards rank second on UA's all-time receiving yards for a game. Junior QB Kato Nelson also had a career day, resetting his personal bests with 25 completions, 44 attempts, and 359 passing yards.

Defensively, three Zips posted double digit tackles, led by senior LB John Lako with 14 tackles. Senior DL Davonte Jest registered a career-high 11 tackles.

SCORING SUMMARY:				UAB-UA
1st	11:13	UA	Sands 1 yd. run (Fitschen kick failed) Drive: 10 plays, 75 yards in 3:47	0-6
	00:26	UAB	Parham 49 yd. pass from Johnston (Vogel kick) Drive: 6 plays, 88 yards in 2:20	7-6
2nd	12:08	UAB	Vogel 39 yd. field goal Drive: 4 plays, 3 yards in 2:03	10-6
	4:57	UAB	Watkins 28 yd. pass from Johnston (Vogel kick) Drive: 4 plays, 53 yards in 1:14	17-6
3rd	12:50	UAB	Watkins 40 yd. pass from Johnston (Vogel kick) Drive: 5 plays, 68 yards in 2:03	24-6
	9:28	UAB	Mitchell 76 yd. pass from Johnston (Vogel kick) Drive: 1 play, 76 yards in 0:12	31-6
4th	11:04	UA	Stewart 6 yd. pass from Nelson (Fitschen kick) Drive: 8 plays, 59 yards in 3:03	31-13
	4:42	UA	Scippio 7 yd. pass from Nelson (Fitschen kick) Drive 7 plays, 80 yards in 3:16	31-20

	UAB	AKRON
FIRST DOWNS	15	16
RUSHES-YARDS (NET)	34-83	29-34
PASSING YDS (NET)	319	359
Passes Comp-Att-Int	15-24-1	25-44-0
TOTAL OFFENSE PLAYS-YARDS	58-402	73-393
Fumble Returns-Yards-TD	0-0-0	0-0-0
Punt Returns-Yards-TD	2-1-0	3(-2)-0
Kickoff Returns-Yards-TD	2-17-0	2-14-0
Interception Returns-Yards-TD	0-0-0	1-15-0
Punts (Number-Avg)	6-36.7	9-36.6
Fumbles-Lost	0-0	3-2
Penalties-Yards	4-35	6-56
Possession Time	27:34	32:23
Third-Down Conversions	29% (4 of 14)	25% (4 of 16)
Fourth-Down Conversions	0% (0 of 1)	67% (2 of 3)
Red-Zone Scores-Chances	1-3	3-4
Sacks By: Number-Yards	5-20	0-0

- RUSHING:**  
UAB - Brown 16-35, Johnston 8-24, Haden 8-21, Woode 1-3, Team 1-0. UA - Nelson 13-31, Sands 12-9, Lee 4(-6).
- PASSING:**  
UAB - Johnston 15-24-1-319-4. UA - Nelson 25-44-0-359-2.
- RECEIVING:**  
UAB - Parham 4-94, Watkins 3-95, Mitchell 2-88, Grossman 2-14, Pittman 1-11, Blakes 1-9, Prince 1-4, Wooden 1-4. UA - Burkhart 8-217, Lee 4-61, Stewart 4-28, Knight 4-15, Williams 2-21, Scippio 2-16, Mathison 1-1.

ZIPS RISE TOGETHER

# CENTRAL MICHIGAN CHIPPEWAS



## GAME #3

- ◆ Saturday, Sept. 14
- ◆ 3 PM • ESPN+
- ◆ Kelly/Shorts Stadium | Mt. Pleasant, Mich.

Akron (0-3, 0-1 MAC)	0	10	0	14	-	24
Central Michigan (2-1, 1-0 MAC)	3	24	3	15	-	45

MOUNT PLEASANT, Mich. – Akron football opened Mid-American Conference play on the road at Central Michigan as the Zips fell 45-24 at Kelly/Shorts Stadium.

Akron fell behind early as the Zips generated 329 yards of total offense. Junior QB Kato Nelson led the Zips with 241 yards in the air and 33 yards on the ground. Nelson completed 26-of-42 passes with three touchdowns, finding sophomore TE Maverick Wolfley, redshirt senior TE Brandon Junk, and junior WR Nate Stewart.

Stewart led the receiving corps with five receptions for 78 yards and a long of 22 yards. Junior WR Andre Williams followed with 58 yards and a long of 23 yards while corralling five passes. Defensively, senior LB John Lako led the way with 11 tackles, including two sacks for three yards of loss.

SCORING SUMMARY:			UA-CMU
1st	6:12	CMU Tice 24 yd. FG	
		Drive: 7 plays, 57 yards in 2:25	0-3
2nd	14:56	CMU Lewis 4 yd. run (Tice kick)	
		Drive: 8 plays, 78 yards in 3:19	0-10
	11:23	CMU Poljan 2 yd. pass from Moore (Tice kick)	
		Drive: 3 plays, 5 yards in 1:26	0-17
	7:48	UA Fitschen 40 yd. FG	
		Drive: 7 plays, 46 yards in 3:35	3-17
	3:35	CMU Tice 43 yd. FG	
		Drive: 9 plays, 50 yards in 4:13	3-20
	0:37	CMU Pimpleton 35 yd. pass from Moore (Tice kick)	
		Drive: 7 plays, 79 yards in 1:27	3-27
	0:02	UA Wolfley 5 yd. pass from Nelson (Fitschen kick)	
		Drive: 4 plays, 55 yards in 0:35	10-27
3rd	6:00	CMU Tice 35 yd. FG	
		Drive: 12 plays, 60 yards in 5:24	10-30
4th	11:15	UA Junk 3 yd. pass from Nelson (Fitschen kick)	
		Drive: 15 plays, 80 yards in 5:17	17-30
	7:39	CMU Lewis 11 yd. run (Pimpleton pass from Moore)	
		Drive: 17 plays, 75 yards in 3:36	17-38
	3:44	UA Stewart 7 yd. pass from Nelson (Fitschen kick)	
		Drive: 7 plays, 42 yards in 2:13	24-38
	1:56	CMU Lewis 2 yd run (Tice kick)	
		Drive: 2 plays, 45 yards in 0:12	24-45

	AKRON	CMU
FIRST DOWNS	16	21
RUSHES-YARDS (NET)	29-47	34-189
PASSING YDS (NET)	282	344
Passes Comp-Att-Int	29-47-1	21-32-0
TOTAL OFFENSE PLAYS-YARDS	76-329	66-533
Fumble Returns-Yards-TD	1-25-0	1-2-0
Punt Returns-Yards-TD	1-6-0	2-1-0
Kickoff Returns-Yards-TD	5-152-0	1-19-0
Interception Returns-Yards-TD	0-0-0	1-49-0
Punts (Number-Avg)	6-35.7	3-42.3
Fumbles-Lost	2-1	1-1
Penalties-Yards	8-50	7-70
Possession Time	31:10	28:50
Third-Down Conversions	29% (5 of 17)	46% (6 of 13)
Fourth-Down Conversions	25% (1 of 4)	100% (1 of 1)
Red-Zone Scores-Chances	4-4	6-6
Sacks By: Number-Yards	0-0	7-29


**RUSHING:**  
UA - Nelson 16-33, Lee 4-8, Sands 3-6, Mathison 1-5, Burkhart 1-1, Burton 2(-)-2, Kelley 2(-)-4.  
CMU - Lewis 27-146, Nichols 7-43.

**PASSING:**  
UA - Nelson 26-42-1-241-3, Kelley 3-5-0-41-0. CMU - Moore 20-31-0-316-2, Pimpleton 1-1-0-28-0.

**RECEIVING:**  
UA - Stewart 5-78, Williams 5-58, Mathison 5-36, Sands 4-22, Burkhart 3-62, Lee 2(-)-2, Knight 1-10, Hicks 1-7, Wolfley 1-5, Scippio 1-3, Junk 1-3. CMU - Pimpleton 7-116, Poljan 5-90, Scott 4-82, Lewis 3-37, Raiman 1-11, Sullivan 1-8.

# TROY

## TROJANS



## GAME #4

- ◆ Saturday, Sept. 21
- ◆ 3 PM • ESPN+
- ◆ InfoCision Stadium-Summa Field

Troy (2-1)	7	14	14	0	-	35
Akron (0-4)	7	0	0	0	-	7

AKRON, Ohio- Akron football dropped a 35-7 decision to Troy on Saturday at InfoCision Stadium-Summa Field.

The Trojans racked up 485 yards of total offense. Akron was led by senior DB Alvin Davis, Jr., who tallied a career-high 17 tackles.

Offensively, the Zips were led by junior QB Kato Nelson who went 15-of-29 for 200 yards and a touchdown. Junior WR Nate Stewart had 89 yards on four receptions. Sophomore TE Maverick Wolfley scored the Zips' lone touchdown on a 21-yard reception in the first quarter.

For the Trojans, QB Kaleb Barker went 27-of-37 for 214 yards and three touchdowns. On the ground, DK Billingsley rushed for 100 yards and a touchdown on 22 carries.

SCORING SUMMARY:			TROY-UA
1st	9:53	TROY Lewis 8 yd. pass from Barker (Sumpter kick)	
		Drive: 9 plays, 64 yards in 2:56	7-0
	00:19	UA Wolfley 21 yd. pass from Nelson (Smigel kick)	
		Drive: 3 plays, 69 yards in 0:47	7-7
2nd	10:57	TROY McClain 2 yd. pass from Barker (Sumpter kick)	
		Drive: 12 plays, 75 yards in 4:22	14-7
	3:40	TROY Barker 9 yd. run (Sumpter kick)	
		Drive: 9 plays, 64 yards in 3:59	21-7
3rd	10:03	TROY Billingsley 1 yd. run (Sumpter kick)	
		Drive: 15 plays, 72 yards in 4:48	28-7
	0:36	TROY Clark 11 yd. pass from Barker (Sumpter kick)	
		Drive: 15 play2, 91 yards in 6:37	35-7

	TROY	AKRON
FIRST DOWNS	32	10
RUSHES-YARDS (NET)	56-270	18-39
PASSING YDS (NET)	216	203
Passes Comp-Att-Int	29-39-1	16-32-1
TOTAL OFFENSE PLAYS-YARDS	95-485	50-242
Fumble Returns-Yards-TD	0-0-0	0-0-0
Punt Returns-Yards-TD	0-0-0	0-0-0
Kickoff Returns-Yards-TD	1-25-0	3-45-0
Interception Returns-Yards-TD	1-0-0	1-40-0
Punts (Number-Avg)	3-52.7	6-46.0
Fumbles-Lost	1-0	2-1
Penalties-Yards	3-24	6-41
Possession Time	41:17	18:43
Third-Down Conversions	63% (12 of 19)	25% (3 of 12)
Fourth-Down Conversions	67% (2 of 3)	0% (0 of 2)
Red-Zone Scores-Chances	5-6	0-1
Sacks By: Number-Yards	2-15	0-0

**RUSHING:**  
Troy - Billingsley 22-110, Woolfolk 15-84, Blatt 11-44, Barker 8-2. UA - Lee 6-38, Sands 3-18, Nelson 5-3, Kelley 2-1, Burton 1-0, Team 1(-)-21.

**PASSING:**  
Troy - Barker 27-37-1-214-3, Watson 2-2-0-1-0. UA - Nelson 15-29-0-200-1, Kelley 1-1-0-3-0, DeShields 0-2-1-0-0.

**RECEIVING:**  
Troy - Whittemore 7-64, Geiger 7-55, McClain 5-30, Letton 2-21, Clark 2-18, Woolfolk 2(-)-3, Eafford 1-12, Lewis 1-8, Todd 1-7, Rials 1-3. UA - Mathison 5-23, Stewart 4-89, Wolfley 2-33, Lee 2-11, Williams 2-8, Knight 1-39.

ZIPS RISE TOGETHER

# MASSACHUSETTS MINUTEMEN



## GAME #5

- ◆ **Saturday, Sept. 28**
- ◆ **3:30 PM • FloFootball**
- ◆ **McGuirk Alumni Stadium | Amherst, Mass.**

<b>Akron (0-5)</b>	<b>7</b>	<b>7</b>	<b>7</b>	<b>8</b>	<b>-</b>	<b>29</b>
<b>Massachusetts (1-4)</b>	<b>7</b>	<b>13</b>	<b>14</b>	<b>3</b>	<b>-</b>	<b>37</b>

AMHERST, Mass.- True freshman QB Zach Gibson completed his first five passes and went 12-of-16 for 173 yards in limited action as the Akron Zips football team fell to Massachusetts 37-29 at McGuirk Alumni Stadium on Saturday.

Redshirt junior Kato Nelson started the game, but left after the first half with an injury. He went 13-of-17 for 141 yards and two touchdowns and a 47-yard long pass to Mathison.

Knight led the receiving corps with 100 yards on five receptions and the 33-yard long pass while Mathison gained 72 yards on six receptions and the 47-yard pass. Akron had 406 yards of total offense. Defensively, senior LB John Lako led Akron with 13 tackles including two for loss. Sophomore LB Bubba Arslanian and senior DB Alvin Davis, Jr., followed with nine and six, respectively.

### SCORING SUMMARY:

				<b>UA-UM</b>
1st	8:43	UA	Hicks 3 yd. pass from Nelson (Smigel kick) Drive: 7 plays, 61 yards in 3:22	7-0
	6:57	UM	Emilius 6 yd. pass from Curtis (Garcia kick) Drive: 5 plays, 75 yards in 1:46	7-7
2nd	13:12	UM	Rodgers 58 yd. interception return (Garcia kick) Drive: 10 plays, 46 yards in 3:50	7-14
	8:22	UM	Garcia 30 yd. FG Drive: 13 plays, 75 yards in 6:20	14-17
	2:02	UA	Burkhart 3 yd. pass from Nelson (Smigel kick) Drive: 10 plays, 37 yards in 1:35	14-20
	0:27	UM	Garcia 38 yd. FG Drive: 12 plays, 72 yards in 4:04	14-27
3rd	7:12	UM	Palmer 8 yd. pass from Curtis (Garcia kick) Drive: 1 play, 2 yards in 0:05	14-34
	6:37	UM	Curtis 2 yd. run (Garcia kick) Drive: 7 plays, 80 yards in 2:55	21-34
	1:48	UA	Burton 2 yd. run (Smigel kick) Drive: 7 plays, 80 yards in 2:55	21-37
4th	13:15	UM	Garcia 34 yd. FG Drive: 11 plays, 98 yards in 3:15	29-37
	5:24	UA	Stewart 17 yd. pass from Gibson (Gibson pass from Stewart) Drive: 11 plays, 98 yards in 3:15	29-37

	<b>AKRON</b>	<b>UMASS</b>
FIRST DOWNS	22	24
RUSHES-YARDS (NET)	27-71	42-220
PASSING YDS (NET)	335	213
Passes Comp-Att-Int	28-42-2	19-33-1
TOTAL OFFENSE PLAYS-YARDS	69-406	75-433
Fumble Returns-Yards-TD	0-0-0	0-0-0
Punt Returns-Yards-TD	0-0-0	2-10-0
Kickoff Returns-Yards-TD	4-63-0	2-26-0
Interception Returns-Yards-TD	1-1-0	2-103-1
Punts (Number-Avg)	4-36.0	4-40.5
Fumbles-Lost	1-1	0-0
Penalties-Yards	5-41	9-62
Possession Time	29:02	30:58
Third-Down Conversions	57% (8 of 14)	59% (10 of 17)
Fourth-Down Conversions	50% (1 of 2)	100% (1 of 1)
Red-Zone Scores-Chances	4-5	5-6
Sacks By: Number-Yards	0-0	2-10

### RUSHING:

UA - Burton 8-25, Nelson 5-18, Lee 9-12, Sands 2-8, Gibson 2-5, Knight 1-3. UM - Ally 15-97, Curtis 10-69, Brown 10-50, Roberson 6-6, Team 1(-)-2.

### PASSING:

UA - Nelson 13-17-1-141-2, Gibson 12-16-0-173-1, Kelley 3-8-1-21-0, Stewart 0-1-0-0-0. UM - Curtis 17-31-1-173-2, Fallon 2-2-0-40-0.

### RECEIVING:

UA - Mathison 6-72, Knight 5-100, Stewart 4-46, Burkhart 4-41, Scippio 2-34, Lee 2-15, Hicks 2-12, Sands 2-5, Burton 1-10. UM - Emilius 6-70, Palmer 3-20, Britt 2-29, Simon 2-15, Jo. Johnson 1-34, Je. Johnson 1-21, Hill 1-8, Edwards 1-6, Roberson 1-6, Ally 1-4.

# KENT STATE GOLDEN FLASHES



## GAME #6

- ◆ **Saturday, Sept. 21**
- ◆ **3 PM • ESPN3**
- ◆ **InfoCision Stadium-Summa Field**

<b>Kent State (3-3, 2-0 MAC)</b>	<b>7</b>	<b>10</b>	<b>0</b>	<b>9</b>	<b>-</b>	<b>26</b>
<b>Akron (0-6, 0-2 MAC)</b>	<b>0</b>	<b>3</b>	<b>0</b>	<b>0</b>	<b>-</b>	<b>3</b>

AKRON, Ohio- The Akron-Kent State football rivalry was thriving as 22,619 fans stuffed InfoCision Stadium-Summa Field to watch the Zips and the Golden Flashes battle for the Wagon Wheel and Kent State hoisted the artifact with a 26-3 victory.

With the win, Kent State captured its second win at InfoCision Stadium-Summa Field since the stadium opened in 2009.

Kato Nelson led the Zips' offense, completing 17-of-28 for 202 yards with a 35-yard long pass to Stewart. Nelson also led the ground attack with 64 yards on 14 carries. Freshman RB Michiah Burton followed with 21 yards on five carries.

Nate Stewart led the receiving corps with 71 yards on four receptions, while freshman WR Michael Mathison and Hicks caught four passes for 57 and 28 yards, respectively. Timothy Scippio also gained 28 yards on two receptions.

Defensively, Akron posted seven tackles for 19 yards of loss which included two sacks by redshirt junior DL Jaquize Cross and redshirt senior LB Josh Ward. Cross posted a sack of four yards of loss, while Ward's totaled two.

### SCORING SUMMARY:

				<b>KSU-UA</b>
1st	13:29	KSU	McCoy 49 yd. pass from Crum (Trickett kick) Drive: 4 plays, 75 yards in 1:31	7-0
2nd	12:31	UA	Smigel 24 yd. FG Drive: 16 plays, 80 yards in 7:06	7-3
	5:51	KSU	Trickett 36 yd. FG Drive: 16 plays, 58 yards in 6:38	10-3
	0:30	KSU	Matthews 5 yd. run (Trickett kick) Drive: 11 plays, 83 yards in 2:16	17-3
4th	13:43	KSU	Trickett 43 yd. FG Drive: 16 plays, 65 yards in 7:07	20-3
	11:52	KSU	Trickett 45 yd. FG Drive: 4 plays, (-6) yards in 1:44	23-3
	2:25	KSU	Trickett 43 yd. FG Drive: 10 plays, 70 yards in 5:06	26-3

	<b>KENT STATE</b>	<b>AKRON</b>
FIRST DOWNS	24	18
RUSHES-YARDS (NET)	48-233	32-95
PASSING YDS (NET)	149	202
Passes Comp-Att-Int	16-21-0	17-29-0
TOTAL OFFENSE PLAYS-YARDS	69-382	61-297
Fumble Returns-Yards-TD	0-0-0	0-0-0
Punt Returns-Yards-TD	0-0-0	1-4-0
Kickoff Returns-Yards-TD	1-0-0	5-120-0
Interception Returns-Yards-TD	0-0-0	0-0-0
Punts (Number-Avg)	2-34.0	3-38.0
Fumbles-Lost	1-0	1-1
Penalties-Yards	5-52	11-89
Possession Time	29:28	30:26
Third-Down Conversions	46% (6 of 13)	36% (5 of 14)
Fourth-Down Conversions	100% (1 of 1)	33% (1 of 3)
Red-Zone Scores-Chances	3-3	1-3
Sacks By: Number-Yards	4-16	2-6

### RUSHING:

Kent - Matthews 25-126, Crum 14-82, Elmore 5-18, Bangda 1-6, Carrigan 1-3, Team 1(-)-1, Price 1(-)-1. UA - Nelson 14-64, Burton 5-21, Reese 2-6, Sands 1-3, Kelley 1-3, Hicks 1-1, Lee 8(-)-3.

### PASSING:

Kent - Crum 16-21-0-149-1. UA - Nelson 17-28-0-202-0, Kelley 0-1-0-0-0.

### RECEIVING:

Kent - McKoy 7-80, Dixon 5-38, Price 2-23, Carrigan 1-8, Dulka 1-0. UA - Stewart 4-71, Mathison 4-57, Hicks 4-28, Scippio 2-28, Lee 2-12, Knight 1-6.



# BUFFALO BULLS



## GAME #7

- ◆ Saturday, Oct. 19
- ◆ 3:30 PM • ESPN3
- ◆ InfoCision Stadium-Summa Field

<b>Buffalo (3-4, 1-2 MAC)</b>	<b>7</b>	<b>0</b>	<b>7</b>	<b>7</b>	<b>-</b>	<b>21</b>
<b>Akron (0-7, 0-3 MAC)</b>	<b>0</b>	<b>0</b>	<b>0</b>	<b>0</b>	<b>-</b>	<b>0</b>

AKRON, Ohio– The Akron Zips fell 21-0 to the Buffalo Bulls in Mid-American Conference action at InfoCision Stadium-Summa Field.

Defense dominated play for both teams as the game only produced one offensive touchdown and a pair of defensive scores. The lone offensive score came on the first drive of the game as Buffalo turned the opening kickoff into seven points.

After the initial drive, the Zips and the Bulls battled back-and-forth, fighting for field position. Akron marched into Buffalo territory two times during the second quarter, but the Bulls defense forced the Zips into a pair of 45-yard field goal attempts. The Zips missed the mark on both, and neither team put points on the scoreboard for the rest of the half. At halftime, Buffalo led 7-0.

In the second half, Buffalo caused a pair of fumbles that resulted in 14 points. At the 3:54 mark of the third quarter, UB's Taylor Riggins sacked UA's freshman QB Zach Gibson and stripped the ball in the process. Buffalo's Ledarius Mack recovered the loose ball and returned it 35 yards to the endzone. Later, in the fourth quarter, the Bulls caused a second sack-fumble play for the score as Kadofi Wright knocked the ball out of Gibson's hand near the one-yard line and recovered the ball in the endzone.

Defensively, the Zips only allowed seven points as senior LB John Lako led the way with 14 tackles, adding two tackles for four yards of loss.

In his first start, freshman QB Zach Gibson led the Zips' offense, completing 22-of-39 passes for 193 yards with a long of 39 yards. Redshirt sophomore WR Julian Hicks led the Zips' receiving corps with nine receptions for 51 yards, while junior WR Nate Stewart followed with five catches for 42 yards. Redshirt sophomore TE Maverick Wolfley and freshman WR Michael Mathison added 30 and 27 yards, respectively.

SCORING SUMMARY:				UB-UA
1st	7:47	UB	Marks 2 yd. run (McNulty kick)	
			Drive: 14 plays, 75 yards in 7:13	7-0
3rd	3:54	UB	Mack 35 yd. fumble recovery (McNulty kick)	14-0
4th	7:54	UB	Wright 0 yd. fumble recovery (McNulty kick)	21-0

	BUFFALO	AKRON
FIRST DOWNS	16	11
RUSHES-YARDS (NET)	42-189	21-3
PASSING YDS (NET)	65	193
Passes Comp-Att-Int	14-23-0	22-39-1
TOTAL OFFENSE PLAYS-YARDS	65-254	60-196
Fumble Returns-Yards-TD	1-35-2	0-0-0
Punt Returns-Yards-TD	0-0-0	1-(-4)-0
Kickoff Returns-Yards-TD	0-0-0	0-0-0
Interception Returns-Yards-TD	1-10-0	0-0-0
Punts (Number-Avg)	6-36.5	6-39.8
Fumbles-Lost	2-1	4-3
Penalties-Yards	4-25	9-68
Possession Time	34:37	25:23
Third-Down Conversions	43% (6 of 14)	35% (6 of 17)
Fourth-Down Conversions	0% (0 of 0)	0% (0 of 1)
Red-Zone Scores-Chances	1-2	0-2
Sacks By: Number-Yards	5-36	0-0

**RUSHING:**  
UB - Patterson 17-88, Marks 19-71, McDuffie 4-33, Team 2-(-3). UA - Reese 8-37, Hayes-Patrick 3-5, Wolfley 1-2, Lee 2-(-2), Tea, 1-(-3), Gibson 6-(-36).

**PASSING:**  
UB - Vantrease 14-23-0-65-0. UA - Gibson 22-39-1-193-0.

**RECEIVING:**  
UB - Lee 6-30, Nunn 3-25, Lefebre 2-7, Patterson 2-2, Marks 1-1. UA - Hicks 9-51, Mathison 5-27, Stewart 4-42, Wolfley 2-30, Knight 1-39, Reese 1-4.

# NORTHERN ILLINOIS HUSKIES



## GAME #8

- ◆ Saturday, Oct. 26
- ◆ 3:30 PM • ESPN3
- ◆ Huskie Stadium | DeKalb, Ill.

<b>Akron (0-8, 0-4 MAC)</b>	<b>0</b>	<b>0</b>	<b>0</b>	<b>0</b>	<b>-</b>	<b>0</b>
<b>Northern Illinois (0-6, 0-2 MAC)</b>	<b>7</b>	<b>14</b>	<b>14</b>	<b>14</b>	<b>-</b>	<b>49</b>

DeKALB, Ill.– On a cold and rainy Saturday at Huskie Stadium, the Akron Zips fell 49-0 to Mid-American Conference foe Northern Illinois in DeKalb, Ill.

For the second consecutive game, freshman QB Zach Gibson lined-up behind center for the Zips. He threw for 36 yards on a 4-of-15 effort. Sophomore WR Julian Hicks led the receiving corps with 22 yards on three receptions.

Sophomore RB Brandon Lee was Akron's leading rusher, picking-up 76 yards on 10 carries, including a 25-yard long carry. RB Michiah Burton followed with 39 yards on eight carries with a 19-yard long attempt.

On the defensive side of the ball, senior LB John Lako and redshirt sophomore LB Bubba Arslanian posted double-digits in tackles. Lako recorded 15 takedowns while Arslanian registered 12 tackles.

The Zips fell behind early as NIU started the scoring with 6:08 left in the first quarter. The initial drive consumed 7:02 off the clock, and used 14 plays to drive 74 yards. The Huskies found paydirt a second time after an interception by CB Devin Haney and 30-yard run by RB Tre Harbison at the 11:39 mark of the second quarter. NIU took a 21-0 advantage into halftime after the third touchdown of the day on a five-yard pass to Brett Bostad with 5:44 remaining in the half.

SCORING SUMMARY:				UA-NIU
1st	6:08	NIU	Harbison 5 yd. run (Richardson kick)	
			Drive: 14 plays, 74 yards in 7:02	7-0
2nd	11:39	NIU	Harbison 30 yd. run (Richardson kick)	
			Drive: 1 play, 30 yards in 0:06	14-0
	5:44	NIU	Bostad 5 yd. pass from Childers (Richardson kick)	
			Drive: 6 plays, 38 yards in 3:35	21-0
3rd	9:56	NIU	Foster 0 yd. fumble recovery (Richardson kick)	
	3:13	NIU	Brinkman 18 yd. pass from Childers (Richardson kick)	
			Drive: 11 plays, 70 yards in 5:47	35-0
4th	13:17	NIU	Lersch 3 yd. pass from Childers (Richardson kick)	
			Drive: 8 plays, 48 yards in 3:58	42-0
	9:43	NIU	Rattin 31 yd. interception return (Richardson kick)	
				49-0

	AKRON	NORTHERN ILL
FIRST DOWNS	7	21
RUSHES-YARDS (NET)	25-94	62-274
PASSING YDS (NET)	51	71
Passes Comp-Att-Int	7-26-2	7-9-0
TOTAL OFFENSE PLAYS-YARDS	51-145	71-345
Fumble Returns-Yards-TD	1-(-1)-0	0-0-1
Punt Returns-Yards-TD	1-9-0	2-23-0
Kickoff Returns-Yards-TD	5-90-0	0-0-0
Interception Returns-Yards-TD	0-0-0	2-71-1
Punts (Number-Avg)	8-39.1	5-40.2
Fumbles-Lost	6-1	2-1
Penalties-Yards	7-62	4-30
Possession Time	20:35	39:25
Third-Down Conversions	16% (2 of 12)	50% (7 of 14)
Fourth-Down Conversions	0% (0 of 2)	100% (1 of 1)
Red-Zone Scores-Chances	0-0	4-4
Sacks By: Number-Yards	1-7	2-14

**RUSHING:**  
UA - Lee 10-76, Burton 8-39, Hayes-Patrick 1-8, DeShields 2-4, Gibson 2-(-14), Team 2-(-29). NIU - Harbison 31-158, Nettles 12-71, Childers 9-36, Valentine 4-17, Gregory 2-7, Jones 1-0, Team 3-(-15).

**PASSING:**  
UA - Gibson 4-15-1-36-0, Kelley 1-7-1-4-0, DeShields 2-4-0-11-0. NIU - Childers 7-9-0-71-3.

**RECEIVING:**  
UA - Hicks 3-22, Knight 1-14, Scippio 1-6, Hayes-Patrick 1-5, Stewart 1-4. NIU - Brinkman 2-36, Love 2-18, Richie 1-9, Bostad 1-5, Lersch 1-3.



# BOWLING GREEN FALCONS



## GAME #9

- ◆ Saturday, Nov. 2
- ◆ 2 PM • ESPN+
- ◆ Doyt Perry Field | Bowling Green, Ohio

Akron (0-9, 0-5 MAC)	6	0	0	0	-	6
Bowling Green (3-6, 2-3 MAC)	7	14	7	7	-	35

BOWLING GREEN, Ohio - In its last Saturday contest of the season, Akron football dropped a 35-6 decision at Bowling Green in MACtion at Doty Perry Stadium.

Redshirt junior QB Kato Nelson returned to the starting line-up. He went 9-of-24 for 60 yards as the Zips had 100 total yards of offense.

Defensively, redshirt sophomore LB Bubba Arslanian tallied a career-best 19 tackles, a career-high 2.0 TFL, a sack for a loss of nine yards, and a forced fumble. Senior DB Alvin Davis, Jr., followed with 15 tackles, a TFL, and a break-up.

Grant Loy led the Falcons, going 12-of-20 for 113 yards and a touchdown. Andrew Clair led all rushers with 86 yards and two touchdowns on 29 carries.

Akron received the ball first and went right to work. The Zips marched down to the red zone where redshirt freshman PK Cory Smigel converted a 35-yard field goal to jump on the scoreboard first.

The Falcons punted on their opening drive. A bad snap gave the Zips the ball back on the 35. UA once again turned to Smigel, who converted another 35-yard field on a six-play, 17-yard drive. The Zips led, 6-0.

SCORING SUMMARY:				UA-BGSU
1st	10:19	UA	Smigel 35 yd. FG Drive: 12 plays, 53 yards in 4:41	3-0
	6:10	UA	Smigel 35 yd. FG Drive: 6 plays, 17 yards in 1:50	6-0
	3:19	BG	Clair 2 yd. run (Needham kick) Drive: 8 plays, 72 yards in 2:47	6-7
2nd	8:08	BG	Morris 2 yd. pass from Loy (Needham kick) Drive: 5 plays, 20 yards in 1:22	6-14
	6:46	BG	Loy 6 yd. run (Needham kick) Drive: 2 plays, 8 yards in 0:36	6-21
3rd	5:23	BG	Denley 2 yd. run (Needham kick) Drive: 3 plays, 6 yards in 0:44	6-28
4th	9:07	BG	Clair 4 yd. run (Needham kick) Drive: 9 plays, 58 yards in 5:10	6-35

	AKRON	BGSU
FIRST DOWNS	7	17
RUSHES-YARDS (NET)	31-20	62-156
PASSING YDS (NET)	71	120
Passes Comp-Att-Int	10-26-3	13-21-0
TOTAL OFFENSE PLAYS-YARDS	57-100	83-276
Fumble Returns-Yards-TD	0-0-0	0-0-0
Punt Returns-Yards-TD	1-0-0	4-29-0
Kickoff Returns-Yards-TD	5-119-0	1-5-0
Interception Returns-Yards-TD	0-0-0	3-76-0
Punts (Number-Avg)	7-37.7	6-33.8
Fumbles-Lost	1-1	2-1
Penalties-Yards	6-46	11-115
Possession Time	22:58	37:02
Third-Down Conversions	7% (1 of 13)	48% (10 of 21)
Fourth-Down Conversions	0% (0 of 1)	24% (1 of 4)
Red-Zone Scores-Chances	2-2	5-7
Sacks By: Number-Yards	1-9	6-31

**RUSHING:**  
UA - Hayes-Patrick 4-23, Lee 6-15, Burton 5-13, Mathison 1-5, Nelson 14-(-10), Team 1-(-17).  
BG - Clair 29-86, Denley 20-62, Marlow 2-13, Loy 8-10, Team 2-(-7), Naranjo 1-(-8).

**PASSING:**  
UA - Nelson 9-24-2-60-0, DeShields 1-2-1-11-0. BG - Loy 12-20-0-113-1, Wade 1-1-0-7-0.

**RECEIVING:**  
UA - Stewart 3-26, Knight 3-23, Mathison 2-5, Hicks 1-11, Lee 1-6. BG - Morris 4-53, Ortega-Jones 3-26, Marlow 2-10, Clair 1-16, Dorris 1-9, Sims 1-7, Denley 1-(-1).

# EASTERN MICHIGAN EAGLES



## GAME #10

- ◆ Tuesday, Nov. 12
- ◆ 6 PM • ESPNNews
- ◆ InfoCision Stadium-Summa Field

Eastern Michigan (5-5, 2-4 MAC)	7	14	14	7	-	42
Akron (0-10, 0-6 MAC)	0	0	7	7	-	14

AKRON, Ohio - Midweek football returned to the Mid-American Conference as Akron fell 42-14 to Eastern Michigan on a frigid, 22-degree evening at InfoCision Stadium-Summa Field.

Akron posted 342 total yards of total offense as redshirt junior QB Kato Nelson led the way, completing 20-of-33 passes for 288 yards and two touchdowns. With 35 seconds remaining in the third quarter, Nelson threw a career-long 87-yard strike to sophomore WR Timothy Scippio for the first score, and redshirt sophomore WR Julian Hicks grabbed the second with 1:09 left in the game.

Hicks led the Zips' receiving corps with a team-best seven receptions for 41 yards, while sophomore WR Jeremiah Knight caught six passes for 121 yards. Scippio corralled 91 yards on two receptions.

Defensively, freshman CB Randy Cochran and redshirt sophomore LB Bubba Arslanian (Aurora, Ohio) led Akron with 10 tackles apiece. Cochran's 10 takedowns and eight solo stops was a career-high while adding a forced fumble.

The Eagles rushed for 252 total yards as Shaq Vann performed much of the heavy lifting, gaining 142 yards on 28 carries with four touchdowns.

SCORING SUMMARY:				EMU-UA
1st	0:46	EMU	Vann 6 yd. run (Ryland kick) Drive: 5 plays, 63 yards in 1:50	7-0
2nd	10:41	EMU	Van 19 yd. run (Ryland kick) Drive: 7 plays, 79 yards in 3:34	14-0
	4:17	EMU	Vann 5 yd. run (Ryland kick) Drive: 10 plays, 57 yards in 5:27	21-0
3rd	9:51	EMU	Parker 11 yd. run (Ryland kick) Drive: 11 plays, 75 yards in 5:09	28-0
	4:21	EMU	Glass 1 yd. run (Ryland kick) Drive: 5 plays, 48 yards in 2:26	35-0
	0:24	UA	Scippio 87 yd. pass from Nelson (Smigel kick) Drive: 1 play, 87 yards in 0:11	35-7
4th	5:01	EMU	Vann 17 yd. run (Ryland kick) Drive: 9 plays, 98 yards in 5:28	42-7
	1:09	UA	Hicks 1 yd. pass from Nelson (Smigel kick) Drive: 10 plays, 77 yards in 3:44	42-14

	EASTERN MICHIGAN	AKRON
FIRST DOWNS	25	14
RUSHES-YARDS (NET)	42-252	23-54
PASSING YDS (NET)	246	288
Passes Comp-Att-Int	20-25-0	20-33-1
TOTAL OFFENSE PLAYS-YARDS	67-498	56-342
Fumble Returns-Yards-TD	0-0-0	0-0-0
Punt Returns-Yards-TD	0-0-0	0-0-0
Kickoff Returns-Yards-TD	2-8-0	5-108-0
Interception Returns-Yards-TD	1-0-0	0-0-0
Punts (Number-Avg)	2-46.0	5-27.4
Fumbles-Lost	2-0	0-0
Penalties-Yards	1-15	4-35
Possession Time	33:45	26:15
Third-Down Conversions	67% (8 of 12)	18% (2 of 11)
Fourth-Down Conversions	50% (1 of 2)	50% (2 of 4)
Red-Zone Scores-Chances	6-6	1-2
Sacks By: Number-Yards	2-7	0-0

**RUSHING:**  
EMU - Vann 28-142, Glass 8-83, Grissom 1-13, Parker 1-11, Turner 1-6, Boone 2-5, Julien 1-(-8).  
UA - Hayes-Patrick 13-43, Burton 2-6, Lee 1-5, Nelson 7-0.

**PASSING:**  
EMU - Glass 20-25-0-246-0. UA - Nelson 20-33-1-288-2.

**RECEIVING:**  
EMU - Sexton 4-76m Williams 4-38, Drummond 4-33, Cannon 3-47, Jackson 2-16, Beydoun 1-26, Latu 1-5, Grissom 1-5. UA - Hicks 7-41, Knight 6-121, Scippio 2-91, Burton 2-16, Long 1-15, Johns 1-6, Lee 1-(-2).

ZIPS RISE TOGETHER

**MIAMI**

**REDHAWKS**

**GAME #11**



- ◆ **Wednesday, Nov. 20**
- ◆ **7:30 PM • ESPNU**
- ◆ **Yager Stadium | Oxford, Ohio**

<b>Akron (0-11, 0-7 MAC)</b>	<b>0</b>	<b>3</b>	<b>7</b>	<b>7</b>	<b>-</b>	<b>17</b>
<b>Miami (7-4, 6-1 MAC)</b>	<b>3</b>	<b>14</b>	<b>3</b>	<b>0</b>	<b>-</b>	<b>20</b>

OXFORD, Ohio—The Akron Zips fell 20-17 to Mid-American Conference Eastern Division Champion Miami at Yager Stadium.

During the midweek MACtion contest, the Akron defense did not make it easy for the Miami offense in the first quarter, limiting the RedHawks to three first downs and 44 yards of total offense, all on the ground. Despite having zero yards of receiving in the opening stanza, Miami was able to put the first points on the scoreboard. Akron only allowed six yards on four plays in the scoring drive, but Sam Sloman nailed a 44-yard field goal to give the home team a 3-0 advantage at the 2:31 mark.

Akron also struggled to get the offense going in the first quarter until junior QB Kato Nelson found redshirt junior WR Nate Stewart for a 40-yard pickup. The play moved Akron into scoring position at the Miami eight-yard line which the Zips converted into three points. Freshman PK Cory Smigel split the uprights from 33-yards away just three seconds into the second quarter. The RedHawks responded with 14-points to take a 17-3 halftime lead.

The defensive battle spilled into the second half as the Zips outscored the RedHawks 14-3 in the final 30 minutes. Senior LB John Lako started the scoring with a pick-6, intercepting Miami QB Brett Gabbert at the Akron 36 yard line and taking the ball 64 yards for the touchdown. The Zips trailed 17-10 with 4:29 left in the third quarter. Sophomore WR Timothy Scippio snagged a 34-yard touchdown pass from Nelson. With 13:17 left to play in the game, the Zips trailed 20-17.

<b>SCORING SUMMARY:</b>				<b>UA-MU</b>
1st	2:31	MU	Sloman 44 yd. FG Drive: 4 plays, 6 yards in 1:56	0-3
2nd	14:57	UA	Smigel 33 yd. FG Drive: 8 plays, 59 yards in 2:34	3-3
	11:32	MU	Shelton 21 yd. run (Sloman kick) Drive: 6 plays, 75 yards in 3:25	3-10
	6:45	MU	Bester 1 yd. run (Sloman kick) Drive: 8 plays, 64 yards in 2:32	3-17
3rd	4:29	UA	Lako 64 yd. interception return (Smigel kick)	10-17
	0:14	MU	Sloman 23 yd. FG Drive: 11 plays, 77 yards in 4:15	10-20
4th	13:17	UA	Scippio 34 yd. pass from Nelson (Smigel kick) Drive: 6 plays, 75 yards in 1:57	17-20

	<b>AKRON</b>	<b>MIAMI</b>
FIRST DOWNS	11	19
RUSHES-YARDS (NET)	29-5	52-238
PASSING YDS (NET)	197	117
Passes Comp-Att-Int	15-25-0	10-22-0
TOTAL OFFENSE PLAYS-YARDS	54-202	74-355
Fumble Returns-Yards-TD	0-0-0	0-0-0
Punt Returns-Yards-TD	1-13-0	2-19-0
Kickoff Returns-Yards-TD	1-20-0	3-66-0
Interception Returns-Yards-TD	2-64-1	0-0-0
Punts (Number-Avg)	9-37.9	5-38.8
Fumbles-Lost	0-0	0-0
Penalties-Yards	9-63	3-10
Possession Time	26:54	33:06
Third-Down Conversions	18% (2 of 11)	55% (10 of 18)
Fourth-Down Conversions	0% (0 of 0)	0% (0 of 0)
Red-Zone Scores-Chances	1-1	2-2
Sacks By: Number-Yards	2-13	12-68

**RUSHING:**  
UA - Hayes-Patrick 6-17, Lee 1-2, Nelson 22-(-14). MU - Bester 21-128, Shelton 15-87, Johnson 5-21, Thomas 2-11, Team 2-(-3), Gabbert 7-(-6).

**PASSING:**  
UA - Nelson 15-25-0-197-1. MU - Gabbert 10-21-2-117-0, Walker 0-1-0-0-0.

**RECEIVING:**  
UA - Hicks 5-40, Knight 4-35, Stewart 3-66, Scippio 2-43, Hayes-Patrick 1-13. MU - Sorenson 3-46, Homer 2-17, Shelton 2-11, Johnson 1-25, Blakely 1-10, Bester 1-8.

**OHIO**

**BOBCATS**

**GAME #12**



- ◆ **Tuesday, Nov. 26**
- ◆ **6 PM • ESPN+**
- ◆ **InfoCision Stadium-Summa Field**

<b>Ohio (6-6, 5-3 MAC)</b>	<b>14</b>	<b>17</b>	<b>7</b>	<b>14</b>	<b>-</b>	<b>52</b>
<b>Akron (0-12, 0-8 MAC)</b>	<b>3</b>	<b>0</b>	<b>0</b>	<b>0</b>	<b>-</b>	<b>3</b>

AKRON, Ohio – The Akron Zips closed out the 2019 football season with a 52-3 loss to the Ohio Bobcats at InfoCision Stadium-Summa Field. Prior to the opening kickoff, Akron honored 18 members of its Senior Class.

Freshman DB Adetutu Daranijo and redshirt sophomore LB Bubba Arslanian led the Zips defense with 10 tackles apiece. On the other side of the ball, three Zips lined-up behind center as redshirt junior QB Kato Nelson, freshman QB Zach Gibson, and senior QB Robbie Kelley passed for a combined 33 yards. Freshman RB Peter Hayes-Patrick led the squad on the ground with 42 yards on 14 carries.

The Bobcats started the scoring on their second drive of the game when QB Nathan Rourke found WR DL Knock for a 53-yard passing play at 9:55 in the first quarter.

Akron responded as Jest set up the Zips first score with a strip-sack and recovery of the fumble at the Zips 10-yard line. Moments later, redshirt freshman PK Cory Smigel split the uprights from 25-yards away with 7:20 left in the opening stanza.

<b>SCORING SUMMARY:</b>				<b>OU-UA</b>
1st	9:55	OU	Knock 53 yd. pass from Rourke (Zervos kick) Drive: 1 play, 53 yards in 0:11	7-0
	7:20	UA	Smigel 25 yd. FG Drive: 5 plays, 10 yards in 1:44	7-3
	4:59	OU	Hooks 39 yd. pass from Rourke (Zervos kick) Drive: 5 plays, 73 yards in 2:15	14-3
2nd	14:55	OU	Zervos 40 yd. FG Drive: 6 plays, 59 yards in 2:27	17-3
	9:15	OU	Luehrman 9 yd. pass from Rourke (Zervos kick) Drive: 9 plays, 70 yards in 4:11	24-3
	0:44	OU	Hooks 11 yd. pass from Rourke (Zervos kick) Drive: 5 plays, 69 yards in 1:16	31-3
3rd	12:06	OU	Allison 7 yd. run (Zervos kick) Drive: 7 plays, 80 yards in 2:48	38-3
4th	12:03	OU	Rourke 1 yd. run (Zervos kick) Drive: 14 plays, 80 yards in 7:53	45-3
	6:41	OU	Portis 3 yd. run (Zervos kick) Drive: 8 plays, 55 yards in 4:32	52-3

	<b>OHIO</b>	<b>AKRON</b>
FIRST DOWNS	25	7
RUSHES-YARDS (NET)	46-251	25-41
PASSING YDS (NET)	352	73
Passes Comp-Att-Int	22-31-0	4-27-2
TOTAL OFFENSE PLAYS-YARDS	77-603	52-74
Fumble Returns-Yards-TD	0-0-0	0-0-0
Punt Returns-Yards-TD	6-22-0	0-0-0
Kickoff Returns-Yards-TD	2-47-0	3-85-0
Interception Returns-Yards-TD	2-9-0	0-0-0
Punts (Number-Avg)	3-41.7	10-39.6
Fumbles-Lost	2-2	0-0
Penalties-Yards	6-51	4-39
Possession Time	37:34	22:26
Third-Down Conversions	67% (10 of 15)	15% (2 of 13)
Fourth-Down Conversions	0% (0 of 0)	0% (0 of 0)
Red-Zone Scores-Chances	5-6	1-1
Sacks By: Number-Yards	2-24	2-15

**RUSHING:**  
OU - Tuggle 9-78, Allison 7-71, Rourke 10-37, Portis 5-28, Ross 8-27, Mischler 1-4, Neatherton 4-3, Keszei 1-2, Walton 1-1. UA - Hayes-Patrick 14-42, Burton 6-12, Nelson 1-9, Kelley 1-2, Gibson 3-(-24).

**PASSING:**  
OU - Rourke 20-28-0-308-4, Mischler 1-2-0-23-0, Keszei 1-1-0-21-0. UA - Nelson 1-14-0-10-0, Gibson 3-11-1-23-0, Kelley 0-2-1-0-0.

**RECEIVING:**  
OU - Walton 5-82, Hooks 5-81, Cox 3-28, Snow 2-44, Minter 2-22, Tuggle 2-12, Knock 1-53, Long 1-21, Luehrman 1-9. UA - Knight 2-22, Burton 2-11.

ZIPS RISE TOGETHER



# HONORS & AWARDS


The  
University  
of Akron

150  
SESQUICENTENNIAL  
1870 2020


# ALL-AMERICANS




**Mike Clark**  
RB • 1986




**Steve Cockerham**  
LB • 1976, 1977




**Wayne Grant**  
DL • 1985




**Mike Hatch**  
DB • 1971




**Brad Reese**  
LB • 1980, 1981



**Dwight Smith**  
DB • 2000




**John Travis**  
OG • 1969



**Mark Van Horn**  
OG • 1976

## Academic ALL-AMERICANS



**Andy Graham**  
PK • 1980



**Zach Guiser**  
S • 2016



**James Turner**  
S • 2016

ZIPS RISE TOGETHER

### ALL-AMERICANS

#### FIRST TEAM

(+ NCAA Division I-AA)

1969	John Travis	OG
1971	Mike Hatch	DB
1976	Steve Cockerham	LB
	Mark Van Horn	OG
1977	Steve Cockerham	LB
1980	+Brad Reese	LB
1981	+Brad Reese	LB
1985	+Wayne Grant	DL
1986	+Mike Clark	RB
2000	Dwight Smith	DB

#### HONORABLE MENTION

1940	Mike Fernella	T
	Bennie Flossie	QB
1954	John Verdon	E
1968	Ken Delaney	OT
	Tony Pallija	DB
	Dan Ruff	SE
	Don Zwisler	QB
1969	Jack Beidleman	HB
	Dave Holian	DT
	Tony Pallija	DB
	Dan Ruff	SE

1970	Jack Beidleman	HB
	Fred DeHart	LB
	Tom DeMarco	OT
1975	Steve Cockerham	LB
	Glenn Evans	SE
1976	Glenn Evans	SE
	Al Hodakievic	DT
1977	Jeff Jesko (3rd)	OT
1978	Mike Andy	OT
	Herb Kohler	OG
1979	Jim Valencheck	DB
	Brad Reese	LB
	Don Schutz	OT
	Paul Winters	RB
1982	James Black	RB
	Ed Grimsley	LB
	Dennis Heckman	PK
	Joe Myers	DT
	Tony Philpott	OLB
1983	James Black	RB
	Brian Clark	C
	Clarence Kelly	DB
	Jeff Lake	LB
1984	Mike Clark	RB
	Willie Davis	WR
	Wayne Grant	MG

1985	Mike Clark	RB
	Ed Grimsley	LB
	Bill Hadden	OLB
	Russ Klaus	PK
	Mike Teifke	C
1986	Chris Kelly	TE
	Brian Moran	DB
	Ron Pasquale	OT
1987	Robert Lyons	DB
1988	Bill Rudison	P
1992	Daron Alcorn	P/PK
1991	Phil Dunn	LB
2007	Jabari Arthur (4th)	WR

#### FRESHMAN

1991	Phil Dunn	LB
	<i>Football News</i>	
2005	Kevin Grant	LB
	<i>College FB News (3rd)</i>	
	<i>Sporting News (3rd)</i>	
2006	David Harvey	WR/KOR
	<i>Sporting News (1st)</i>	
	<i>Scripps/FWAA</i>	
2007	Almondo Sewell	DE
	<i>Sporting News (HM)</i>	
	<i>Scout.com (HM)</i>	

2009	Brian Wagner	LB
	<i>Sporting News (1st)</i>	
	Phil Steele (2nd)	
	<i>CollegeFootballNews.com (3rd)</i>	

### ACADEMIC

#### ALL-AMERICANS

1980	Andy Graham	PK
2016	Zach Guiser (1st)	S
	James Turner (2nd)	S

#### ACADEMIC ALL-DISTRICT IV

1980	Andy Graham	PK
1993	Jeff Junko	P
1996	Jon Eaton	DB
1998	Mike Hayes (1st)	P
1999	Tim Ritley (1st)	TE
2006	Mark Groza (1st)	LB
2016	Zach Guiser (1st)	S
	James Turner (1st)	S
2017	Warren Ball (1st)	RB
2018	Jamal Baggett (1st)	S
2019	Dylan Meeks (1st)	DE

# CONFERENCE HONORS

## AKRON'S COLLEGE FOOTBALL HALL OF FAME INDUCTEE



◆ **John W. Heisman**  
Coach/AD [1893-94] • 1954



ZIPS RISE TOGETHER

## ALL-CONFERENCE

### OHIO ATHLETIC CONFERENCE


(\*indicates All-Ohio Dream Team)

1915	*Ollie Driesbach	T
1917	*Leroy Tomkinson	QB
	*Virgil Rogers	T
1919	*Bruce Bierce	E
	*Art Haley	QB
1921	*Carl Daum	E
1923	*Ed Kregenow	E
1924	Hayes Jenkins	HB
1925	*Frank Wargo	E
1929	*Ken Cochrane	HB
1930	*Ken Cochrane	HB
	*Frank Witwer	T
1933	*Wilson Sparhawk	C
1934	*Earl Hensal	L
1935	*Earl Hensal	L
1936	*Bob Bauer	T
1937	*Frank Zazula	HB/QB
	*Dick Miller	DB
1939	*Frank Zazula	HB/QB
1940	*Andrew Maluke	G
	*Mike Fernella	T
	*Bennie Flossie	QB
1941	*Andrew Maluke	G
1946	Joe Papp	E
1950	*Joe Mazzaferro	G
1951	*Joe Mazzaferro	G
1952	*Joe Mazzaferro	G
1953	*Chet Bekeleski	C
	*Marion Rossi	QB

1954	John Verdon	E
1955	*Mario Russo	G
1956	Tom Boggs	QB
	Jerry Reeves	G
1958	Dave Adolph	G
	Art Bailey	RB
	Ed Toth	T
1959	Jim Semester	G
1960	Frank Lomax	HB
1961	Tom Adolph	E
	George Deo	FB
	Ray Greene	DE
	Ed Lopeman	HB
	Tom Lowry	LB
	Ron Ulrich	T
1962	Tom Adolph	E
	Tony Butowicz	G
	John Lahoski	LB
	Darrington Seals	HB
1963	Tony Butowicz	G
	Dick Case	T
	Chuck Cobb	HB
	John Lahoski	FB/LB
1964	Tony Butowicz	G
	Darrington Seals	HB
	Jim Wehner	DT
1965	Al Kerkian	DT

### OAC MOST VALUABLE LINEMAN

1958	Dave Adolph	G
------	-------------	---



**Dave Arango**  
DT • 1983



**James Black**  
RB • 1983



**Mike Clark**  
RB • 1986

### OHIO VALLEY CONFERENCE

1980	Brad Reese	LB
1981	Brad Reese	LB
1982	James Black	TB
	Brian Clark	C
	Ed Grimsley	LB
	Dennis Heckman	PK
	Joe Meyers	T
	Tony Philpott	LB
1983	Dave Arango	DT
	James Black	TB
	Russell Holmes	LB
	Robert Johnson	DB
	Clarence Kelly	DB
	Jeff Lake	LB
1984	Mike Clark	RB
	Willie Davis	WR
	Wayne Grant	MG
1985	Mike Clark	RB
	Wayne Grant	MG
	Ed Grimsley	LB

	Bill Hadden	OLB
	Russ Klaus	PK
	Mike Teifke	C
1986	Mike Clark	RB
	Chris Kelley	TE
	Brian Moran	DB
	Ron Pasquale	OT

### OVC OFFENSIVE MVP

1983	James Black	RB
1986	Mike Clark	RB

### OVC DEFENSIVE MVP

1983	Dave Arango	DT
------	-------------	----

# ALL-MID-AMERICAN CONFERENCE HONORS

ZIPS RISE TOGETHER



JABARI ARTHUR



JATAVIS BROWN



KYRON BROWN



ALVIN DAVIS, JR.



JAMAL DAVIS II



ULYSEES GILBERT III



JOHN LAKO



**TEAM HONORS**

- 2000 MAC East Champions
- 2005 MAC Champions
- MAC East Champions
- 2017 MAC East Champions

**DEFENSIVE  
PLAYER OF THE YEAR**

2015 Jatavis Brown LB

**FIRST TEAM**

- 1992 Daron Alcorn PK/P
- Vic Green DB
- 1996 Jason Taylor DE
- 2000 Dwight Smith DB
- 2001 Konrad Dean OT
- 2007 Jabari Arthur WR
- Reggie Corner DB
- 2008 Chris Kemme OL
- 2011 Brian Wagner LB
- 2013 Jatavis Brown LB
- 2014 Jatavis Brown LB
- Cody Grice NT
- 2015 Jatavis Brown LB

- 2016 Ulysees Gilbert III LB
- JoJo Natson, Jr. PR
- 2017 Ulysees Gilbert III LB
- 2018 Alvin Davis, Jr. DB
- 2019 John Lako LB

**SECOND TEAM**

- 1992 Bruce Keys ILB
- Chris Owens DB
- 1996 Andre McCray FS
- 1998 Greg Lomax RB
- Dan Wessman OL
- 1999 Dwight Smith DB
- Ron Smith DT
- Dan Wessman OL
- 2000 Lavel Bailey WR
- Konrad Dean OL
- Brandon Payne RB
- James Washington QB
- 2001 Zac Derr PK
- 2003 Chase Blackburn LB
- Matt Cherry WR
- Rickey McKenzie DB
- Jason Swiger PK

- 2004 Brett Biggs RB
- Charlie Frye QB
- 2005 Domenik Hixon WR
- Brett Biggs RB
- Kiki Gonzalez DL
- Brion Stokes LB
- 2006 Chris Kemme OL
- Dennis Kennedy RB
- David Harvey WR
- 2007 Chris Kemme OL
- Almondo Sewell DE
- Brion Stokes LB
- 2008 Kevin Grant LB
- Dennis Kennedy RB
- 2009 Miguel Graham DB
- Brian Wagner LB
- 2010 Shawn Lemon DE
- 2013 Malachi Freeman CB
- 2014 Nordly Capi DL
- Zach Paul P
- 2015 Cody Grice NT
- 2016 JoJo Natson, Jr. WR
- 2017 Alvin Davis, Jr. DB

- 2018 Kyron Brown DB
- Jamal Davis II DE
- Ulysees Gilbert III LB

**THIRD TEAM (since 2007)**

- 2007 Kevin Grant LB
- John Mackey DB
- Bryan Williams RB & RS
- 2008 Deryn Bowser WR
- Andre Jones WR
- Almondo Sewell DL
- Bryan Williams DB & RS
- 2009 Jalil Carter WR
- Dashan Miller RS
- Almondo Sewell DL
- Corey Woods OL
- 2012 Marquelo Suel WR
- 2013 Nico Caponi DL
- Jawon Chisholm RB
- Justin March LB
- Zach Paul P
- Jarrold Pughsley OL



CODY GRICE



CHRIS KEMME



JOJO NATSON



BRIAN WAGNER

ZIPS RISE TOGETHER

2015	Rodney Coe	DL
	Jamal Marcus	LB
	Isaiah Williams	OL
2016	Jerome Lane	WR
	Tom O'Leary	PK
2017	Tra'Von Chapman	WR
	Jamal Davis II	DE
2018	Brian Bell	LB
	John Lako	LB
2019	Alvin Davis, Jr.	DB

**HONORABLE MENTION**  
*(until 2006)*

1993	Eric Agosti	C
	Morris Cosey	DL
	Brett Hrvinak	TE
1994	Symeon Floyd	LB
1995	Lew Lawhorn	WR
1996	Nate Boyd	LB
1997	Nate Boyd	LB
2003	Mike Brake	TE
2005	Jay Rohr	LB
2006	Luke Getsy	QB

**SPORTING NEWS**

**MAC PLAYER OF THE YEAR**

2000	Dwight Smith	DB
------	--------------	----

**MAC NEWS MEDIA ASSOC. DEFENDER OF THE YEAR**

2000	Dwight Smith	DB
------	--------------	----

**MAC COACH OF THE YEAR**

2005	J.D Brookhart
------	---------------

**COLLEGE FOOTBALL NEWS**

**MAC COACH OF THE YEAR**

2005	J.D Brookhart
------	---------------

**MAC DISTINGUISHED SCHOLAR ATHLETE**  
*(began in 2014)*

2014	Andrew Bohan	OL
	Zach Guiser	S
	Kyle Pohl	QB
	Robert Stein	PK
2015	Dylan Brumbaugh	OL
	Zach Guiser	S
	Kyle Pohl	QB
	John Senter	CB
	Robert Stein	PK
2016	Ulysees Gilbert III	LB
	Zach Guiser	S
	James Turner	S
	Daumantas Venckus	DL
2018	Jamal Baggett	S
	Dylan Meeks	DE
2019*	John Lako	LB

*\*criteria changed; must be All-MAC selection as well*

**ACADEMIC ALL-MAC FIRST TEAM**

1995	John Harpring	SS
1996	Jon Eaton	DB
	John Harpring	SS
	Mike Junko	QB
1997	Mike Hayes	P
1998	Jon Eaton	WR
	Mike Hayes	P
	Dan Wessman	OL
1999	Zac Derr	PK
	Jon Eaton	DB
	Greg Gromek	QB
	Brock Knisley	OL
	Gregg Peugeot	WR
	Rich Reliford	DB
	Tim Ritley	TE
	Ben Ruhlin	RB

	Dan Wessman	OL
	Jason Wiggins	DL
	Matt Zuercher	FB
2000	Zac Derr	PK
	Bob Hendry	RB
	Shawn Klik	OL
	Ed March	LB
	Rich Reliford	DB
	Tim Ritley	TE
	Ben Ruhlin	RB
	Bryan Shaw	OL
	Jesse Smith	DB
	Bates Szakos	WR
	Jacob Thompson	DL
	Jason Wiggins	DL
	Matt Zuercher	FB
2001	Zac Derr	PK
	John Fuller	DB
	Rickey McKenzie	DB
	Tim Ritley	TE
	Jesse Smith	DB
	Matt Zuercher	FB
2003	Tim Crouch	OL
	Jesse Smith	DB
	Jason Swiger	PK
2004	Mark Groza	LB
	Jason Swiger	PK
2005	Tim Crouch	OL
	Luke Getsy	QB
	Mark Groza	LB
	Jason Swiger	PK
	Brian White	DL
2006	Tim Crouch	OL
	Luke Getsy	QB
	Mark Groza	LB
2008	Brian Flaherty	TE/LS
2009	Elliott Bates	C
	Brian Wagner	LB
2011	Nico Caponi	DE
2012	Robert Stein	PK
2013	Nico Caponi	DL

	Kyle Pohl	QB
	Robert Stein	PK
2014	Nick Bice	WR
	Andrew Bohan	OL
	Kris Givens	CB
	Zach Guiser	S
	Keontae Hollis	DL
	Kyle Pohl	QB
	Nick Rossi	RB
	Robert Stein	PK
	Travis Switzer	OL
2015	Dylan Brumbaugh	OL
	Richard Dorvilus	DL
	Dylan Evans	LB
	Zach Guiser	S
	Darryl Monroe	LB
	Kyle Pohl	QB
	Kyle Ritz	OL
	John Senter	CB
	Robert Stein	PK
	Anthony Young	ATH
2016	Nathan Bischof	DB
	Ulysees Gilbert III	LB
	Zach Guiser	S
	Bryce Jones	DB
	John Lako	LB
	Vince Lockett	DB
	Xavier Quigley	OL
	James Turner	S
	Daumantas Venckus	DL
2017	Warren Ball	RB
	Nathan Bischof	LB
	Kyle Foster	H/P
	John Lako	LB
	Xavier Quigley	OL
	Anthony Young	WR
2018	Jamal Baggett	S
	Nathan Bischof	LB
	Dustin Burkhart	WR
	Kyle Foster	H
	John Lako	LB



ZIPS RISE TOGETHER

	Cameron Lyons	LS
	Dylan Meeks	DE
	Alex Ramart	QB
	Brian Reinke	TE
	Mykel Traylor-Bennett	WR
2019	Logan Hawkins	DL
	Brandon Junk	TE
	Robbie Kelley	QB
	John Lako	LB
	Darryl Long	TE
	Cameron Lyons	LS
	Dylan Meeks	DE

**ACADEMIC ALL-MAC HONORABLE MENTION**  
(until 2013)

1992	Peter Habib	DB
	Jeff Junko	LB
1993	Peter Habib	DB
1994	Peter Habib	DB
	John Harpring	SS
	Jeff Junko	P/LB
1997	Bill Burke	LB
	Brock Knisley	OL
	Dan Wessman	OL
1998	Bill Burke	LB
	Bill Hildebrand	OL
	Brock Knisely	OL
	Andre McCray	DB
	Gregg Peugeot	WR
	Rich Reliford	DB
	Jason Wiggins	DE
2008	Andy Hildreth	H/P
2011	Troy Gilmer	LB
	Zac Kasperek	OL
2012	Micklos Blake	CB
	Nico Caponi	DL
	Bryce Cheek	CB
	Jerrold Dillard	WR
	Sean Graves	S
	Micah Lio	OL
	Joe Petrides	OL
	Kyle Pohl	QB
	Nick Rossi	LB
	Connor Seeman	LB

	Travis Switzer	OL
2013	Bill Alexander	CB
	Andrew Bohan	OL
	Zach D'Orazio	WR
	Sean Graves	S
	Micah Lio	OL
	Joe Petrides	OL
	Nick Rossi	LB
	Connor Seeman	LB

**MAC VERN SMITH AWARD WINNERS**

2004	Charlie Frye	QB
------	--------------	----

**MAC VERN SMITH AWARD NOMINEES**


1992	Chris Owens	DB
1993	Marcel Weems	QB
1994	Phil Dunn	LB
1995	Jason Taylor	OLB
1996	Nate Boyd	MLB
1997	Andre McCray	DB
1998	George Germany	DB
1999	Jon Eaton	DB/P
2000	Dwight Smith	DB
2001	Zac Derr	PK
2002	Charlie Frye	QB
2003	Charlie Frye	QB
2004	Charlie Frye	QB
2005	Domenik Hixon	WR
2014	Justin March-Lillard	LB
2015	Jatavis Brown	LB
2016	DeAndre Scott	DB
2017	Zach Guiser	S
2018	Kyron Brown	DB
2019	John Lako	LB

**BOWL HUMANITARIAN AWARD**

2015	Jatavis Brown	LB
	Famous Idaho	Potato Bowl

**BOWL MVP**

2015	Robert Stein	PK
	Famous Idaho	Potato Bowl



**ALL-STAR GAME INVITEES**

1981	Andy Graham	P/PK
	(East-West Shrine)	
1992	Victor Green	DB
	Bruce Keys	ILB
	(All-American Bowl)	
1992	Daron Alcor	P/PK
	(East-West Shrine)	
1996	Jason Taylor	DE
	(Blue-Gray Classic)	
	(Senior Bowl)	
1997	Jamie Reader	FB
	(Hula Bowl)	
2000	Lavel Bailey	WR
	(Hula Bowl)	
	Dwight Smith	DB
	(Senior Bowl)	
2003	Matt Cherry	WR
	(Las Vegas Classic)	

2004	Charlie Frye	QB
	(Senior Bowl)	
	Chase Blackburn	DL
	Jim Borrieci	OL
	(Gridiron Classic)	
2006	Andy Alleman	OL
	Tim Crouch	OL
	Luke Getsy	QB
	(Las Vegas Classic)	
2007	Jabari Arthur	WR
	(Hula Bowl)	
	Nate Robinson	DL
	(East-West Shrine Bowl)	
2012	Kurt Mangum	LB
	(NFLPA Collegiate Bowl)	
2015	Jatavis Brown	LB
	(NFLPA Collegiate Bowl)	
	Rodney Coe	DL
	(Collegiate Gridiron Showcase)	
2018	Ulysees Gilbert III	LB
	(East-West Shrine Bowl)	
	Kyron Brown	CB
	(NFLPA Collegiate Bowl)	
	Brian Bell	LB
	(Tropical Bowl)	
	Walter Brady	DE
	(Tropical Bowl)	
	Kwadarrus Smith	WR
	(Tropical Bowl)	
	Mykel Traylor-Bennett	WR
	(Tropical Bowl)	
2019	Josh Ward	LB
	(Tropical Bowl)	



# TEAM AWARDS

## FRED SEFTON MVP AWARD

Presented annually for outstanding performance in football. Since 1961, the award has been split—one for offense, one for defense. Named for former UA coach and head of the physical education department Fred Sefton, who retired in June 1954, after 38 years of active service with the University.



ALVIN DAVIS, JR.



KATO NELSON



AJ CONEY

ZIPS RISE TOGETHER

2019	Not Awarded
2018	Kato Nelson QB Alvin Davis, Jr. DB
2017	A.J. Coney WR Ulysees Gilbert III LB
2016	JoJo Natson, Jr. WR Ulysees Gilbert III LB
2015	Conor Hundley RB Jatavis Brown LB
2014	Jawon Chisholm RB Jatavis Brown LB
2013	Jawon Chisholm RB Jatavis Brown LB
2012	Dalton Williams QB Kurt Mangum LB
2011	Keith Sconiers WR Brian Wagner LB
2010	Not awarded
2009	Not awarded
2008	Dennis Kennedy RB Kevin Grant LB
2007	Jabari Arthur WR Brion Stokes LB
2006	Luke Getsy QB John Mackey DB
2005	Domenik Hixon WR Jay Rohr LB
2004	Charlie Frye QB John Fuller DB
2003	Charlie Frye QB Rickey McKenzie DB
2002	Charlie Frye QB Chase Blackburn LB

2001	Matt Cherry WR Brad Detwiler DB
2000	James Washington QB Dwight Smith DB
1999	Lavel Bailey WR Jon Eaton DB
1998	James Washington QB George Germany FS
1997	Greg Lomax RB Andre McCray DB George Germany DB
1996	Chris Rooney FB Nate Boyd MLB Andre McCray FS
1995	Jozef Jakab PK Jason Taylor LB
1994	Darin Ford RB Pete Habib DB
1993	Kenny Chapman WR Odell Robbins LB
1992	Marcel Weems QB Chris Owens DB
1991	Harold Robinson WR Chris Owens DB
1990	Jeff Sweitzer QB Shawn Vincent CB
1989	Mike Johnson QB John Clark LB
1988	Leonard Thomas WR Terry Mays OLB
1987	Kurt Latell TE Mike Rahach LB
1986	Mike Clark TB Brian Moran DB

1985	Mike Clark TB Wayne Grant MG
1984	Mike Clark TB Wayne Grant MG
1983	James Black TB Jeff Lake LB
1982	James Black TB Ed Grimsley LB
1981	Dennis Brumfield TB Brad Reese LB
1980	Dennis Brumfield TB Brad Reese LB
1979	Paul Winters HB Brad Reese LB
1978	Redell Windley HB Mike Holian DT
1977	Mark Hovanec FB Steve Cockerham LB
1976	Greg Thurman HB Steve Cockerham LB
1975	Tom Wilhelm FB Steve Cockerham LB
1974	Bob Clayton SE Denny Hamad DT
1973	Mac Thomas SE Bob Holian DT
1972	Tom O'Connor OG Carl Richards OT Denny Blake LB
1971	Bob Shilling OT Mike Hatch DB
1970	Jack Beidleman HB Fred DeHart LB

1969	Jack Beidleman HB Dave Holian DT
1968	Don Zwisler QB Harold Peterson LB
1967	Paul Paxton OT Barry Gilway LB
1966	Ron Tyson FB Jon Denholm DE
1965	Jim Barton TE Al Kerkian DT
1964	Ray Glinsky E Jim Wehner DT
1963	John Lahoski FB Tom Lowry LB
1962	Joe Mackey QB George Grosso DE
1961	Joe Mackey QB Ray Greene DE
1960	Jim Lupori WB Gino Calcei WB
1959	Gino Calcei WB Al Smesko WB
1958	Al Smesko WB Tom Boggs QB
1957	Tom Boggs QB George Shadie G
1956	George Shadie G Ron Lancianese G
1955	Ron Lancianese G John Cistone QB
1954	John Cistone QB Marion Rossi QB
1953	Marion Rossi QB

# TEAM AWARDS

## HARRY "DOC" SMITH AWARD

Given in remembrance of a man who gave himself to the University through his activity in his chosen field, health and physical education. This plaque is awarded each year to an outstanding player in each class.

### SENIORS

2019	Not Awarded	
2018	Van Edwards, Jr.	RB
	Jamal Davis II	DE
2017	Tra'Von Chapman	WR
	Austin Wolf	WR
	Andrew Hauser	LB
2016	JoJo Natson, Jr.	WR
	DeAndre Scott	S
2015	Imani Davis	WR
	Dylan Evans	LB
	Cody Grice	NT
2014	Travis Switzer	OL
	Justin March-Lillard	LB
2013	Jarrod Pughsley	OL
	Malachi Freeman	CB
2012	Marquelo Suel	WR
	J.D. Griggs	DL
2011	Jake Anderson	OL
	<i>Not awarded from 2009-10</i>	
2008	Merce Poindexter	TE
	Doug Williams	LB
2007	Mike Schepp	OL
	John Mackey	DB
2006	Andy Wills	OL
	Jermaine Reid	DL
2005	Brian White	DL
2004	Charlie Frye	QB
2003	Matt Cherry	WR
2002	Ryan Myers	LB
	Ryan Schulz	DL
2001	Zac Derr	PK
2000	Rich Reliford	DB
1999	Jon Eaton	DB
1998	Andre McCray	SS
1997	Jamie Reader	FB
	Corey Christian	DE
1996	Jason Taylor	DE
1995	Jozef Jakab	PK
1994	Jeff Junko	OLB-P
1993	Ken Williams	DL



JAMAL DAVIS II



VAN EDWARDS, JR.



JOHN LAKO

1992	Chris Owen	DB
	Victor Green	DB
1991	Jeff Sweitzer	QB
1990	Scott Brown	NG
1989	Curtis Williams	DE
1988	John Buddenberg	OT
1987	Doug Knepp	DT
	Jay Miller	OLB
1986	Mike Clark	TB
1985	Wayne Grant	MG
1984	Doug Dillon	LB
1983	James Black	TB
1982	Tony Philpott	LB
1981	Brad Reese	LB
1980	Ricky Holman	DB
1979	Paul Winters	HB
1978	Redell Windley	HB
1977	Steve Cockerham	LB
1976	Mark VanHorn	OG
1975	Tom Wilhelm	FB
1974	Denny Hamad	DT
1973	Bob Holian	DT
1972	Tom O'Connor	OG
1971	Mike Hatch	DB
1970	Ken Krummel	DE
1969	John Vargo	FB
1968	Don Zwisler	QB
1967	Charles Marquess	HB
1966	Jim Braccio	DB
1965	Joe Richardson	HB
1964	Tony Butowicz	G
1963	John Lahoski	FB
1962	Herman Huth	T
1961	Jim Lupori	E
1960	Marco Burnette	QB
1959	Wayne Lytle	T
1958	Dave Adolph	G

1957	Bob Hatherill	C
1956	Jerry Reeves	T
1955	Mario Russo	G
1954	Phil Schember	G
	Ron Vargo	T
1953	Frank Stams	E

### JUNIORS

2019	Not Awarded	
2018	Trevor Brown	OL
	John Lako	LB
2017	Kyle Ritz	OL
	Kyron Brown	DB
2016	Jerome Lane	WR
	Darius Copeland	DL
2015	Jerome Lane	WR
	DeAndre Scott	CB
2014	Zach D'Orazio	WR
	Cody Grice	NT
2013	Travis Switzer	OL
	Justin March-Lillard	LB
2012	Jerrold Dillard	WR
	Malachi Freeman	CB
2011	Brian Wagner	LB
	<i>Not awarded from 2006-10</i>	
2005	Luke Getsy	QB
2004	Brett Biggs	RB
2003	Charlie Frye	QB
2002	Marques Hayes	DL
	Bobby Hendry	RB
2001	Ryan Myers	LB
2000	Jake Schifino	WR
1999	Dwight Smith	DB
1998	Jon Eaton	WR
1997	Andre McCray	DB
	Carl Whitt	WR
1996	Nate Boyd	MLB

1995	Jason Taylor	LB
1994	Darwin Wilson	LB
1993	Phil Dunn	LB
1992	Marcel Weems	QB
1991	Victor Green	DB
1990	John Clark	LB
	Tyrone Nelson	FB
1989	Brian Hilk	LB
1988	Bob Singletary	FB
	Mike Johnson	QB
1987	Robert Lyons	DB
1986	Doug Knepp	DT
1985	Mike Clark	TB
1984	Tim Wallace	DB
1983	Jeff Lake	LB
1982	James Black	TB
1981	Fred Robertson	DB
1980	Brad Reese	LB
1979	Ricky Holman	DB
1978	Paul Winters	HB
1977	Mike Holian	DT
1976	Steve Cockerham	LB
1975	Jim Meyer	MG
1974	Mark Fowler	DE
1973	Brian Ellis	DE-PK
1972	Bob Holian	LB
1971	Calvin Pierce	HB
1970	Mike Hatch	LB
1969	Jack Beidleman	HB
1968	John Vargo	FB
1967	Ken Delaney	T
1966	Jon Delholm	DE
1965	Jim Braccio	HB
1964	Jim Barton	E
1963	Ray Glinsky	E
1962	John Lahoski	F
1961	Tom Adolph	E

ZIPS RISE TOGETHER

1960	Jim Lupori	WB
1959	Marco Burnette	QB
	Frank Lomax	HB
	Tom Murphy	HB
1958	Gino Calcei	HB
1957	Ed Toth	G
1956	Bob Hatherill	C
	Gene White	E
1955	Jerry Reeves	T
	John Wiener	HB
1954	Mario Russo	G
1953	John Verdon	E
	George Shadie	E

**SOPHOMORES**

2019	Not Awarded	
2018	Andre Williams	WR
	Justin Sampson	DE
2017	Trevor Brown	OL
	Alvin Davis, Jr.	DB
2016	Kyle Ritz	OL
	Brian Bell	LB
2015	Thomas Woodson	QB
	Zach Guiser	S
2014	Mykel Traylor-Bennett	WR
	DeAndre Scott	CB
2013	Zach D'Orazio	WR
	Cody Grice	DL
2012	Jawon Chisholm	RB
	Justin March	LB
2011	Nico Caponi	DL
	<i>Not awarded from 2006-10</i>	
2005	Brion Stokes	LB
2004	Jermaine Reid	DL
2003	Diontre Earl	LB
	Domenik Hixon	DB
	Jason Montgomery	WR
2002	Charlie Frye	QB
	Chase Blackburn	LB
2001	Matt Cherry	WR
2000	Brandon Payne	RB

1999	Jake Schifino	WR
1998	James Washington	QB
1997	No award given	
1996	Andre McCray	FS
1995	Jamie Reader	RB
1994	Symeon Floyd	OLB
	Brian Gabriesheski	G
1993	DeShawn Brown	RB
1992	Phil Dunn	LB
1991	Wayne Anderson	DL
1990	Mike Orbovich	TE
1989	Tyrone Nelson	FB
1988	Brian Hilk	LB
	Shawn Vincent	DB
1987	John Motton	FB
1986	John Buddenberg	OT
1985	Doug Knepp	DT
1984	Mike Clark	TB
1983	Greg Reed	LB
1982	Ed Grimsley	LB
1981	Darren Morgan	DB
1980	Joe Myers	DT
1979	Brad Reese	LB
1978	Juan Pope	C
1977	Paul Winters	HB
1976	Marty Bezbatchenko	QB
	Keith Luck	LB
1975	Steve Cockerham	LB
1974	Chris Angeloff	TE
1973	Paul Dorando	OG
1972	Dick Pitts	LB
1971	Bob Holian	MG
1970	Luke Marchmon	DT
1969	Mike Hatch	LB
1968	Dan Ruff	SE
1967	John Vargo	FB
1966	Ron Tyson	FB
1965	Mike Martin	QB
1964	Jim Braccio	HB
1963	Jim Barto	E
1962	Joe Richardson	HB

1961	Tom Lowry	FB
1960	Joe Mackey	QB
1959	Ray Greene	E
1958	Marco Burnette	QB
	Bruce Mackey	E
1957	Ron Bailey	T
1956	Dave Adolph	G
1955	Tom Boggs	QB
1954	John Williams	WB
1953	Chet Bekeleski	C

**FRESHMEN**

2019	Not Awarded	
2018	Jeremiah Knight	WR
	Bubba Arslanian	LB
2017	Kato Nelson	QB
	Justin Sampson	DL
2016	Trevor Brown	OL
	Alvin Davis	CB
2015	Kyle Ritz	OL
	Jordan George	DB
2014	Thomas Woodson	QB
	Darius Copeland	DL
2013	Fransohn Bickley	WR
	Cory Morrow	S
2012	Conor Hundley	RB
	Cody Grice	DL
2011	Jawon Chisholm	RB
	<i>Not awarded from 2006-10</i>	
2005	Kevin Grant	LB
2004	Chevin Pace	DB
2003	Tim Crouch	OL
2002	Diontre Earl	LB
	Domenik Hixon	DB
2001	Charlie Frye	QB
2000	Dwayne LeFall	DE
1999	Brandon Payne	RB
1998	Jake Schifino	WR
1997	Rich Reliford	DB
1996	Greg Gromek	QB
1995	Jon Eaton	DB

1994	Brian Magrell	QB
1993	Symeon Floyd	LB
1992	Matt Kaulig	QB
1991	Phil Dunn	LB
1990	Wayne Anderson	NG
1989	Daron Alcorn	PK
1988	Brett Jackson	OT
1987	Brian Hilk	OLB
1986	Pierce Joiner	NG
1985	Gary Tyler	DB
1984	Doug Knepp	DT
1983	Ron Pasquale	OG
1982	Greg Reed	LB
1981	Ed Grimsley	LB
1980	Darren Morgan	DB
1979	Reece Perry	OG
1978	Terry Cameron	HB
1977	Andy Graham	P
1976	John Montgomery	HB
1975	Mike Holian	DT
1974	Steve Cockerham	LB
1973	Billy Mills	HB
	<i>Not awarded from 1968-72</i>	
1967	Tony Pallija	DB
1966	Dave Holian	MG
1965	Ron Tyson	FB
1964	Ed Williams	G
1963	Jim Braccio	HB
1962	Ron Boruszkowski	QB
1961	Tony Butowicz	G
1960	George Deo	HB
	Bob Dyser	C
1959	Loren Green	WB
	John Mihelich	LB
1958	Owensby Pearson	G
	Jim Lupori	E
1957	John Robinson	E
1956	John Stone	QB
1955	Ed Toth	G
	Ben Kimbrough	HB
1954	Gene White	E
1953	Jerry Reeves	G



TREVOR BROWN




JEREMIAH KNIGHT



ANDRE WILLIAMS

# TEAM AWARDS

ZIPS RISE TOGETHER



## JOHN W. HEISMAN AWARD

Given in memory of Akron's first athletic director and football coach John W. Heisman (in 1893). The award is presented annually to the team's unsung hero for the intangibles he provides during practice sessions and for inspiring his teammates.

2019	Not Awarded	
2018	Kyle Ritz	OL
	Brennan Williams	DL
2017	Stephen Ericksen	OL
	Brock Boxen	DL
2016	LaVonne Gauthney	OL
	Daumantas Venckus	DL
2015	Offensive line starters-	
	Andrew Bohan,	
	Tommy Brown,	
	Dylan Brumbaugh,	
	Quaison Osborne,	
	Isaiah Williams	
	Darryl Monroe	LB
2014	Tyler Williams	WR
	Alfonso Horner	DL
2013	Conor Hundley	RB
	John Senter	CB
2012	Adam Bice	OL
	Troy Gilmer	LB
2011	Troy Gilmer	LB
2010	Not awarded	
2009	Not awarded	

2008	Eric Lively	DL
2007	Davanzo Tate	DB
2006	Jason Nedd	DB
2005	Jerell Ringer	RB
2004	Bobby Gardner	DL
2003	Mark Tetzl	LB
2002	Junior McCray	RB
2001	Ashanti Barbee	RB
	Andrew Wilson	WR
2000	Ben Ruhlin	RB
1999	Ray Pung	LB
1998	Ed Marc	LB
1997	Ellery Bradford	LB
1996	Ellery Bradford	LB

## ACADEMIC AWARD

2019	Not Awarded	
2018	Kyle Foster (Sr.)	H
	Jason Grossman (Jr.)	WR
	Peyton Coffman (So.)	LS
	Dylan Meeks (Fr.)	DE
2017	Zach Guiser (Sr.)	S
	Vince Lockett (Jr.)	S
	John Lako (So.)	LB
	Austin Sample (Fr.)	OL
2016	James Turner (Sr.)	S
	Zach Guiser (Jr.)	S
	Kyle Foster (So.)	H
	Vince Lockett (Fr.)	S
2015	Kyle Pohl (Sr.)	QB
	Zach Guiser (Jr.)	S
	Michael Buddenberg (So.)	LS
	Kyle Ritz (Fr.)	OL
2014	Nick Rossi (Sr.)	FB
	Robert Stein (Jr.)	PK
	Zach Guiser (So.)	S
	Michael Buddenberg (Fr.)	LS
2013	Connor Seeman (Sr.)	LB
	Nick Rossi (Jr.)	LB
	Robert Stein (So.)	PK
	Bryan Green (Fr.)	RB
2012	Adam Steiner (Sr.)	LS
	Sean Graves (Jr.)	S
	Nick Rossi (So.)	LB
	Andrew Bohan (Fr.)	OL
2011	Dylan Potts	WR
2010	Not awarded	
2009	Not awarded	
2008	Brian Flaherty	TE/LS
2007	Brian Flaherty	TE/LS
2006	Mark Groza	LB

2005	Jason Swiger	PK
2004	Mark Groza	LB
2003	Jesse Smith	DB
2002	Ryan Gargas	DL

## SPECIAL TEAMS PLAYER OF THE YEAR

2019	Not Awarded	
2018	Nick Gasser	P/PK
2017	Nick Gasser	P
2016	JoJo Natson	PR/KR
2015	Zach Paul	P
2014	Nick Rossi	FB
2013	Paul Skolmutch	LS
2012	Adam Steiner	LS
<i>Not awarded from 2009-11</i>		
2008	Bryan Williams	DB
2007	Andre Jones	DB
2006	Yamari Dixon	DB
2005	John Mackey	DB
2004	Domenik Hixon	WR
2003	Dan Basch	FB
2002	Domenik Hixon	DB

## LIFTER OF THE YEAR

<i>Not awarded from 2009-Present</i>		
2008	Brandon Anderson	DB
2007	Jabari Arthur	WR
2006	Andy Alleman	OL
2005	Brett Biggs	RB
2004	Mike Piccirillo	OL
2003	Matt Cherry	WR
2002	Ryan Myers	LB

## WEIGHT ROOM WARRIOR / IRON ZIP

2019	Not Awarded	
2018	Kyron Brown	CB
2017	Manny Morgan	RB
2016	James Turner	S
2015	Conor Hundley	RB
2014	Conor Hundley (Off.)	RB
	Kyron Brown (Def.)	CB
2013	Conor Hundley (Off.)	RB
	Nico Caponi (Def.)	DL
	Andrew Bohan (ST)	OL

## RISE & SHINE AWARD

2019	Not Awarded	
2018	Logan Hawkins	DL
2017	Alex Ramart	QB

2016	Austin Sample	OL
2015	Matt Hoyer	QB
2014	Kyron Brown	CB

## CAPTAIN'S AWARD

2019	Not Awarded	
2018	Kyron Brown	CB
	Ulysees Gilbert III	LB
	Kyle Ritz	OL
2017	Warren Ball	RB
	A.J. Coney	WR
	Zach Guiser	S
2016	JoJo Natson, Jr.	WR
	DeAndre Scott	DB
	James Turner	S
2015	Jatavis Brown	LB
	Cody Grice	NT
	Conor Hundley	RB
2014	Travis Switzer	OL
	Justin March-Lillard	LB
	Nick Rossi	FB
2013	Jarrold Pughsley	OL
	Nico Caponi	DL
	Malachi Freeman	CB
2012	Adam Bice	OL
	Kurt Mangum	LB
	Adam Steiner	LS
2011	Jake Anderson	OL
	Brian Wagner	LB
	Adam Steiner	LS
<i>Not awarded from 2009-10</i>		
2008	Merce Poindexter	TE
	Doug Williams	LB
	Dennis Kennedy	RB
	Chris Kemme	OL
	Kevin Grant	LB
2007	Mike Schepp	OL
	John Mackey	DB
	Yamari Dixon	DB
2006	Luke Getsy	QB
	Kiki Gonzalez	DL
2005	Domenik Hixon	WR
	Kiki Gonzalez	DL
	Jason Montgomery	WR
	Brian White	DL
2004	Charlie Frye	QB
	Chase Blackburn	DL
	Dan Basch	FB
	Diontre Earl	LB
2003	Chase Blackburn	LB
	Matt Cherry	WR



ULYSEES GILBERT III



DYLAN MEEKS



KYLE RITZ



BRENNAN WILLIAMS

- Charlie Frye QB
- Marques Hayes DL
- 2002 Charlie Frye QB
- Ryan Gargasz DL
- Ryan Meyers LB
- Brandon Payne RB

**MOST IMPROVED AWARD**

- Not awarded from 2009-Present*
- 2008 Chris Jacquemain (Off.) QB
  - Elliott Bates (Off.) OL
  - Mike Thomas (Def.) LB
  - Alphonso Owen (ST)
  - 2007 Kris Kasperek (Off.) TE
  - Parris McNeal (Def.) LB
  - Amin Kabir (ST) LB
  - 2006 Chris Kemme (Off.) OL
  - Doug Williams (Def.) LB
  - Parris McNeal (ST) LB
  - 2005 Andy Wills (Off.) OL
  - Jermaine Reid (Off.) DL
  - Reggie Corner (Def.) DB
  - Richard Spaulding (ST) FB

**SCOUT TEAM  
PLAYER OF THE YEAR**

- 2019 Not Awarded
- 2018 Justin Vance RB
- De'von Jones DB
- 2017 Hugh Cade WR
- Myran Mounds CB
- 2016 Matt Hoyer QB
- Youssef Barakat LB
- 2015 Ryan Kortokrax OL
- John Lako LB
- Josh Ward LB
- 2014 Brett Lee OL
- James Turner S
- 2013 Varnell Garrett DL
- Hakeem Lawrence RB
- 2012 Michael Casimos OL
- John Rachal LB
- 2011 Cody Grice FB
- Sean Graves S
- 2010 Not awarded
- 2009 Not awarded
- 2008 Jared Wackerly QB
- Antoine Jones DL
- 2007 Paul Simkovich OL
- Mike Thomas DB

- 2006 Mike Ward OL
- Mitchell Magloire LB
- 2005 Bryant McMillion RB
- Wallace Pendleton DL
- Anthony Dalton WR

**RED BLAIR AWARD**

- Given annually to the highest-scoring player.
- 2019 Not Awarded
  - 2018 Nick Gasser PK
  - 2017 Kwadarrius Smith WR
  - 2016 JoJo Natson, Jr. WR
  - 2015 Robert Stein PK
  - 2014 Robert Stein PK
  - 2013 Robert Stein PK
  - 2012 Robert Stein PK
  - 2011 A.J. Fox PK
  - 2010 Alex Allen RB
  - 2009 Branko Rogovic PK
  - 2008 Dennis Kennedy RB
  - 2007 Igor Iveljic PK
  - 2006 David Harvey WR
  - 2005 Brett Biggs RB

- BOBBY BOWDEN  
COACH OF THE YEAR AWARD**
- Given annually to the coach who makes the greatest contribution to the team.

*Not awarded from 2013-Present*  
2012 Entire Staff



KYLE FOSTER



LaVONNE GAUTHNEY



ZACH PAUL



JAMES TURNER

# TEAM AWARDS

## TOUCHDOWN TROPHY CLUB

In conjunction with its annual football banquet, the Akron Touchdown Club presented two trophies, one to the outstanding lineman of the year and the other to the outstanding back, as determined by the UA coaching staff and the players.

### OUTSTANDING LINEMAN

*No longer awarded*


2008	Chris Kemme	OL
	Almondo Sewell	DL
2007	Chris Kemme	OL
	Almondo Sewell	DL
2006	Andy Alleman	OL
	Kiki Gonzalez	DL
2005	Tim Crouch	OL
2004	Aaron Conley	OL
2003	Marques Hayes	DL
2002	Ryan Gargas	DL
2001	Konrad Dean	OL
2000	Konrad Dean	OL
	Jeff Grzeskowiak	OL
1999	Ron Smith	DT
	Dan Wessman	OL
1998	Jeremy Maxa	DE
1997	Kevin Kuntz	OL
1996	Jason Taylor	DE
1995	Andy Kittle	OL
	Mack Warren	DL
1994	Phil Dunn	LB
1993	Eric Agosti	OL
1992	Wayne Anderson	DL
1991	Brett Jackson	OL
	Mike O'Connor	OL
1990	Brian Hilk	LB
1989	Pierce Joiner	DT
1988	Pierce Joiner	DT
1987	Doug Knepp	DT
1986	Ron Pasquale	OT
1985	Wayne Grant	MG
1984	Wayne Grant	MG
1983	Jim Anderson	DT
1982	Frank Mazgaj	LB
1981	Scott Miller	DT
1980	Brad Reese	LB
1979	Dave Flegal	DT
1978	Herb Kohler	OG



CHRIS KEMME



ALMONDO SEWELL



JASON TAYLOR

### OUTSTANDING BACK

*No longer awarded*

1977	Bob Wolf	MG
1976	Al Hodakievic	DT
1975	Glenn Evans	SE
1974	Paul Dorando	OG
1973	Rick Madden	DT
1972	Carl Richards	OT
1971	Denny Blake	LB
1970	Ken Krummel	DE
1969	Dave Holian	DT
1968	Ken Delaney	OT
1967	Jim Welling	MG
1966	Jim Welling	MG
1965	Doug Thomson	T
1964	Dick Case	T
1963	Dick Case	T
1962	Tony Butowicz	G
1961	Ron Ulrich	T
1960	Ron Ulrich	T
1959	Jim Semester	G
1958	Ed Toth	T
1957	Jim Weiss	T
1956	Jerry Reeves	T
1955	Mario Russo	G
1954	John Verdon	E
1953	Joe Malone	G
1952	Joe Mazzaferro	G
1951	Joe Mazzaferro	G

2008	Dennis Kennedy	RB
	Brandon Anderson	DB
2007	Bryan Williams	RB
	Reggie Corner	CB
2006	Dennis Kennedy	RB
	Kevin Grant	LB
2005	Brett Biggs	RB
2004	Chase Blackburn	LB
2003	Bobby Hendry	RB
2002	Bobby Hendry	RB
2001	Bobby Hendry	RB
2000	Dwight Smith	DB
1999	James Washington	QB
1998	George Germany	FS
1997	Greg Lomax	RB
1996	Andre McCray	FS
1995	Jon Eaton	DB
	Jamie Reader	RB
1994	DeShawn Brown	RB
1993	Marcel Weems	QB
1992	Victor Green	DB
1991	Tyrone Nelson	FB
1990	Ozzie Jackson	CB
1989	Derek Alston	TB
1988	Doug Lewis	TB
1987	Chris Frowner	DB
	John Motton	FB
1986	Mike Clark	TB
1985	Mike Clark	TB
1984	Tim Wallace	DB
1983	James Black	TB
1982	James Black	TB
1981	Dennis Brumfield	TB
1980	Ricky Holman	DB
1979	Paul Winters	HB

1978	Redell Windley	HB
1977	Charles Parnell	DB
1976	Cheo Akili	DB
1975	Tom Wilhelm	FB
1974	Tom Wilhelm	FB
1973	Eric Schoch	QB
1972	Gary Yost	DB
1971	Mike Hatch	DB
1970	Jack Beidleman	HB
1969	Jack Beidleman	HB
1968	Jack Beidleman	HB
1967	Don Zwisler	QB
1966	Ron Tyson	FB
1965	Mike Martin	QB
1964	Darrington Seals	HB
1963	John Lahoski	FB
1962	George Deo	FB
1961	George Deo	FB
1960	Frank Lomax	HB
1959	John Stone	QB
	Gino Calcei	HB
1958	Art Bailey	HB
1957	Art Bailey	HB
1956	Art Bailey	HB
1955	John Williams	HB
1954	Marion Rossi	QB
1953	Jim Horrigan	HB
1952	Glenn Wilso	FB
1951	Buster Rizzo	H









# HONORS & AWARDS

Maher, John 1971-73  
 Mahoney, Ed 1942  
 Mahoney, John 1926-28  
 Maibauer, Roger 1972  
 Maione, Henry 1965-67  
 Mairs, Curt 1954  
 Maligio, Fred 1937-39  
 Malizia, Jerry 1965-67  
 Mallo, James 1935-36  
 Malone, Joseph 1951-53  
 Maluke, Andy 1939-41  
 Malvasi, Pete 1987  
 Mangum, Kurt 2012  
 Mann, Mel 1950  
 Mannie, Ken 1971-73  
 Maravich, Eli 1957  
 March, Ed 1998-2001  
 March-Lillard, Justin 2011-14  
 Marchese, T.J. 2009, 2011  
 Marchmon, Luke 1970  
 Marconi, Tim 1988-89  
 Marcoux, Dan 2008-11  
 Marcus, Jamal 2015-16  
 Marquess, Charles 1966-67  
 Marsicano, Shane 1994  
 Martin, Adam 1992-94  
 Martin, Dale 2009-10  
 Martin, John L. 1953  
 Martin, Mike 1964-65  
 Massaro, Rick 1978-81  
 Mason, Kenneth 1922-24  
 Matwiczna, Dan 1990  
 Mathis, Willie 1979  
 Mathison, Michael 2019  
 Mathews, Ray 1962  
 Maus, Thomas 1949  
 Maxa, Jeremy 1995-98  
 Maxwell, Bob 1978-79  
 Maybury, Jace 2000-02  
 Mays, Paul 1988-90  
 Mays, Terry 1987-90  
 Mazgaj, Frank 1980-82  
 Mazur, Stan 1972  
 Mazzafero, Joseph 1950-52  
 Mazzagatti, Joseph 1951-53  
 McAllister, Ronald 1939-40  
 McBride, Thomas 1997, 1999-00  
 McCaha, Duane 1947  
 McCann, Al 1987-88  
 McCarthy, Francis 1935  
 McCarthy, Richard 1938-39  
 McClain, Henry 1951  
 McClain, John 2006  
 McCloskey, Patrick 2010-11  
 McCombs, Collie 1939  
 McCoy, Cedric 2016-17  
 McCray, Andre 1995-98  
 McCray, Anthony 1998-2000  
 McCray, Raymond 1999-2002  
 McCray, Moses 2013  
 McDaniel, Joe 2005-07  
 McDaniels, Robert 1954  
 McDonald, George 1950  
 McDonald, John 1959  
 McDuffie, Kyle 2003  
 McGarry, Arthur 1908  
 McGarry, Jamie 1970  
 McGee, Bill 1963-64  
 McGill, Doug 1971-73  
 McGinness, Mark 1989-90  
 McGlone, Dennis 1977-79  
 McGriff, M.J. 2019  
 McKenzie, Rickey 2000-03  
 McKnight, Alvin 1891-94

McLean, Johnson 1891-92  
 McMillan, John 1946-47  
 McMillon, Bryant 2006, 2008  
 McNamara, Joe 2013-14  
 McNeal, Parris 2004-07  
 McPartland, Cary 1964, 1966  
 McPherson, Clarence 2006  
 Meacham, Marshall 1937-38  
 Mead, Charles 1891  
 Meade, Kevin 1980-82  
 Means, Michael 2015  
 Meeks, Dylan 2017-19  
 Mementowski, Ed 1978-79  
 Meriwether, Anthony 2009-11  
 Mertz, Raymond 1914, 1916  
 Merzweiler, Jack 1947-48  
 Metzger, Henry 1932-34  
 Meyer, Jim 1974-76  
 Meyer, Kevin 1978  
 Mignin, Charles 1891-92  
 Mihalik, Frank 1951  
 Mihelich, John 1959  
 Mihills, Lawrence 1899-1900, 1902  
 Mikolashek, Les 1938-40  
 Miller, Clinton 1921  
 Miller, Dashan 2008-09  
 Miller, Dick 1937-38  
 Miller, Fred 1976-77  
 Miller, Harold 1923-24  
 Miller, Jared 1989  
 Miller, Jay 1985-87  
 Miller, John 1916-17  
 Miller, Scott 1978-81  
 Miller, ShelDon 2010-11  
 Miller, Thomas 2009  
 Miller, William 1928  
 Mills, Billy 1973-76  
 Minnich, Harold 1923  
 Misencik, Paul 1959-61  
 Misencik, Thomas 1949  
 Mitchell, James 1893  
 Mitchell, John 2019  
 Mitchell, Ray 1949  
 Mitchell, William 1950-1952  
 Mizell, C.J. 2013-14  
 Mobley, Gary 1978  
 Monan, Al 1939  
 Monroe, Darryl 2015  
 Monroe, Joe 1954-55  
 Montgomery, Jason 2002-05  
 Montgomery, John 1976-77  
 Moore, Clayton 2011  
 Moore, Deon'tae 2014, 16-17  
 Moore, Floyd 1908-09  
 Moran, Brian 1984-86  
 Morefield, LeVon 2009-10  
 Morgan, Christian 1999  
 Morgan, Darren 1980-83  
 Morgan, Devonte 2011-14  
 Morgan, Manny 2014, 16-17  
 Moro, Tony 1966-67  
 Morris, Dajour 2011  
 Morris, Jonah 2018  
 Morris, Phillip 2007  
 Morrison, Gary 1965  
 Morrison, Jim 1963-64  
 Morrison, Robert 1938  
 Morrow, Cory 2013-16  
 Morrow, Wade 1939-41  
 Mote, Herbert 1924-25  
 Motton, John 1987-89  
 Moyer, Moe 1931  
 Muhlbach, Ron 1968  
 Muldowney, Shawn 2018-19

Murdock, Jaiye 1994-96  
 Murdock, Quentin 2000  
 Murphy, Leo 1933-34  
 Murphy, Paul 1954  
 Murphy, Tom 1959-60  
 Myers, Joe 1979-82  
 Myers, Ryan 2000-02  
 Myers, Wayne 1931

## NININ

Nash, Jim 1958  
 Natson, JoJo 2016  
 Nedd, Jason 2004-06  
 Neeley, Jonathan 2017  
 Neer, Ryan 2000-02  
 Nelson, Kato 2017-19  
 Nelson, Niles 1933-35  
 Nelson, Tyrone 1988-91  
 Neugebauer, Walter 1942  
 Newson, Phillip 1921-22  
 Nicely, Patrick 2009-11  
 Nichols, Don 1955  
 Nicods, Greg 1974-77  
 Novak, Geoff 1988  
 Novell, Ned 1946-49

## OIOIO

O'Brien, Pat 1973-74  
 O'Conner, Tom 1970-72  
 O'Connor, Dave 1981-83  
 O'Connor, Mike 1988-91  
 Odofin, Deni 2007-09  
 Okafor, Nmesoma 2013-14  
 Oldham, Albert 1927, 1929  
 Oldham, Vernon 1931-33  
 O'Leary, Tom 2014, 16-17  
 Olson, Leland 1920-21  
 Ondecker, Andy 1939  
 Ondrusek, Paul 1997, 1999-2001  
 O'Neill, Jamie 1997  
 Orbovich, Mike 1989-91  
 Orelus, Henry 2013  
 Osborne, Mike 1989  
 Osborne, Quaison 2012-15  
 Osborne, Robert 1891  
 Owen, Alphonso 2007-08  
 Owens, Chris 1989-92

## PIPIE

Pace, Chevin 2004-07  
 Pacentia, Tom 1976-77  
 Padrutt, Mark 1979-80  
 Palermo, Tony 1946  
 Pallija, Tony 1967-69  
 Palmer, Clarence 1912-14  
 Palmer, Don 1974  
 Palmer, Russell 1915  
 Panzarella, Ken 1975-76  
 Papageorge, Gus 1936  
 Papp, Joseph 1946-1948  
 Paramore, Michael 1981-84  
 Pardee, Wayne 1970-71  
 Paris, Tony 1953-56  
 Park, Tom 1982-83  
 Parker, Dave 1967-70  
 Parker, Rich 1967-68  
 Parker, Robert 1942  
 Parks, Tracy 1992  
 Parnell, Charles 1974-77  
 Parsell, Allen 1976-77  
 Parshall, Edward 1902  
 Pasquale, Bill 1982-83

Pasquale, Ron 1983-86  
 Patillo, Ty 1994  
 Patella, Dominic 1937-39  
 Patrick Jim 1962  
 Patterson, Marcus 2004-07  
 Paul, Zach 2012-15  
 Paxtan, Paul 1966-67  
 Payne, Brandon 1999-2002  
 Peach, Leroy 1946-49  
 Pearson, Owensby 1958  
 Peery, Reece 1980  
 Pegg, Keith 1992-93  
 Pendleton, Wallace 2006-08  
 Penland, Cornel 1987  
 Penman, Keith 1967-70  
 Perkins, Ira 1973  
 Perkins, Randy 1972-74  
 Pesaric, Jacob 1926-27  
 Pesuit, Walter 1937, 1939  
 Petersen, Bryce 2018-19  
 Peterson, Ahmad 1995-96  
 Peterson, Harold 1966, 1968  
 Peterson, Scott 1980-83  
 Petit, Paul 1975-77  
 Petracca, Joseph 1950-51  
 Petrides, Joe 2012-13  
 Petrovich, Bob 1958  
 Petrus, Matt 1984-85  
 Peugeot, Gregg 1996-99  
 Pfahl, Charles 1916-17, 1919  
 Pfahl, Wilbert 1917-19  
 Pfeifle, Earl 1923-24  
 Pfeister, Kent 1970, 1972  
 Phelps, Ben 1949  
 Phillips, Drew 2013-14  
 Phillips, Eugene 1990-93  
 Phillips, Guy 1946-49  
 Phillips, Leland 1990-91  
 Philpott, Tony 1980-82  
 Piccirillo, Mike 2001-04  
 Pichardo, Matt 2004  
 Pichichero, Frank 1961  
 Pier, Russ 1955-59  
 Pierce, Calvin 1970-72  
 Piry, Carl 1932-34  
 Pirnik, Vic 1987  
 Pitkin, Paul 1902  
 Pittman, Se'Von 2014-16  
 Pitts, Dick 1972-73  
 Plant, Leland 1925-27  
 Plate, Nolan 2010  
 Platis, George 1950  
 Pledger, Art 1936-37  
 Pliskin, Ruebin 1928  
 Plummer, Thomas 2002  
 Pohl, Kyle 2012-15  
 Poindexter, Merce 2005-08  
 Polansky, Steve 1973  
 Polena, Jim 1976-77  
 Polk, David 1999-2000  
 Polsky, Bert 1900  
 Pontius, Pat 1935  
 Pope, Juan 1977-80  
 Popovich, Steve 1978-80  
 Porter, Jermaine 1992-94  
 Post, Tom 1919  
 Potts, Dylan 2010-11  
 Poulos, Andrew 1942, 1946-47  
 Powell, Pat 1994-95  
 Pratt, Andrew 2012-15  
 Preer, Carlson 1969-71  
 Presley, Albert 2012-13  
 Price, A.J. 2011  
 Price, Hugh 1899-1900

Pride, Gary 2008-10  
 Prosuch, Ed 1975, 1977-78  
 Province, Jared 2009-10  
 Pruner, Dave 1978  
 Pughsley, Jerrod 2010-13  
 Pung, Ray 1998-99  
 Putney, Bill 1995  
 Putt, Edward 1931-32  
 Putt, Wilson 1891-93  
 Pyers, Paul 1934  
 Pyles, Rex 1996-99

## OIOIO

Queener, Keith 1991-94  
 Quigley, Xavier 2016-17

## RIRIR

Rach, Joe 1958-59  
 Rachel, John 2013-16  
 Radich, Joe 2002-04  
 Rafac, Steve 1983-85  
 Rahach, Mike 1986-89  
 Rainey, John 1957-58  
 Rajek, Viktor 2007-08  
 Ralston, Gary 1989-90  
 Ramart, Alex 2018  
 Ranney, Arthur 1912-14  
 Ransom, Gary 2011-12  
 Rash, Joe 2008-10  
 Rea, Dick 1955  
 Read, Verne 1908-09  
 Reader, Jamie 1994-97  
 Redrick, Victor 1999  
 Reed, Greg 1983-94  
 Reeder, Yasin 1996  
 Reese, Brad 1978-81  
 Reese, Fordyce 1933  
 Reese, Thomas 1908  
 Reeves, Jerry 1953-56  
 Reid, Jermaine 2003-06  
 Reinke, Brian 2016-18  
 Reliford, Marcus 1990  
 Reliford, Rich 1997-2000  
 Rendon, Joe 1967  
 Reynolds, Jim 1982-83  
 Reynolds, Mark 1994, 1996  
 Rice, Carl 1948  
 Rice, Dan 1977-79  
 Rich, Dan 1963-65  
 Richards, Carl 1970-72  
 Richardson, Doug 2009-10  
 Richardson, Joe 1961-63, 1965  
 Richardson, Julian 2019  
 Richert, Carl 1925  
 Richmond, Josh 2009-12  
 Ricker, Frank 1969-70  
 Rickert, Ura 1903  
 Rienke, Richard 1947  
 Riles, Nate 1994  
 Riley, Jordyn 2019  
 Rindfuss, Scott 1987-89  
 Ringer, Jerell 2002-05  
 Risch, Walter 1909  
 Ritley, Tim 1998-2001  
 Ritossa, Anthony 2011-14  
 Ritz, Kyle 2015-17  
 Rizzo, Buster 1951, 1953  
 Rizzo, Vinnie 2011-12  
 Robbins, Odell 1990-93  
 Robertson, Fred 1981-82  
 Robertson, Pat 1989-91  
 Robinette, Ryan 2002



## HONORS & AWARDS

Weber, Gordon	1950	Wilhoit, Joseph	1910	Wilson, Darwin	1992-94	Young, Anthony	2015-17
Weber, Kyle	2009-10	Wilkinson, Jermel	1992, 1994	Wilson, Glen	1950-52	Young, Mike	1998-2001
Webster, Carlos	1891-94	Wilkes, Tim	2003-04	Wilson, Leon	1937	Young, Reggie	1994-96
Weeks, Chalmer	1910	Wilkins, David	1987	Wilson, Miles	1929		
Weeks, Charles	1891	Wilkins, William	1940-42	Wilson, Oren	2011		
Weeks, Conrad	1913-14	Wilkinson, Raymond	1924-25	Wilson, Wade	1895		
Weems, Marcel	1990-93	Williams, Aaron	2008-09	Windle, Redell	1977-78		
Wehner, Jim	1961-64	Williams, Andre	2017-18	Winslow, Brian	1971-73		
Weirich, Glen	1975	Williams, Brandon	2006-08	Winters, Dale	1950-52		
Weisend, Robert	1947	Williams, Brennan	2015-18	Winters, Paul	1977-79		
Weishampel, Joe	1970	Williams, Bryan	2007-08	Wise, Crile	1918, 1921		
Weiss, Jim	1957	Williams, Charles	1908	Wise, Jon	1960-61		
Welker, Waldo	1917	Williams, Curtis	1986-89	Wise, William	1892-94		
Welling, Jim	1963-67	Williams, Dalton	2012	Witkowski, Tim	1991		
Wentz, Edward	1919-20	Williams, Donte	2013	Witwer, Frank	1928-30		
Werner, Edward	1895-96	Williams, Doug	2005-08	Wixcey, Ray	1951		
Wert, Carl	1918	Williams, Edward	1964	Wolf, Austin	2014-17		
Wessman, Dan	1996-99	Williams, Greg	2001-02	Wolf, Bob	1973-77		
West, Tarik	1995-97	Williams, Isaiah	2011-12, 14-15	Wolfe, Shannon	1987-90		
Whalen, Charles	1918-19	Williams, Jamar	2010-11	Wolfley, Maverick	2018-19		
Whalen, George	1920-22	Williams, Jeff	1988-90	Wolford, Bill	1961-63		
White, Brian	2002-05	Williams, Jermaine	1998-2000	Woodruff, Derrick	1996		
White, Charles	1942, 1947-48	Williams, John	1954-56	Woods, Corey	2007-10		
White, Gene	1954-56	Williams, Joseph	1942	Woodson, Thomas	2014-17		
White, James	1977-81	Williams, Kenny	1991-93	Wooldridge, Malik	2018		
White, Keyondra	2018	Williams, Kris	2001-02	Woozley, Harry	1918		
White, Matt	1996	Williams, Mike	1977-79	Wright, Rick	1956		
White, Richard	1923-24	Williams, Newman	2015-18	Wrigley, Dave	1981-82		
Whitsel, Byron	1895	Williams, Roger	1955	Wurts, Bernie	1984-86		
Whitt, Carl	1995-98	Williams, Terry	1930, 1933				
Whitt, Roy	1988-89	Williams, Tyler	2011-14				
Whitten, James	1938	Williamson, Orlando	1999				
Wieland, Jonah	2019	Wills, Andy	2002, 04-06				
Wiener, John	1955-56	Wilyard, Eldrid	1922-23				
Wiggins, Jason	1998-2000	Wilson, Andrew	1999-2001				
Wilborn, Derek	1997-2000	Wilson, Andy	1994, 1996				
Wilhelm, Tom	1973-74	Wilson, Bryce	2019				

### ZIZIZ

Zaher, Joseph	1946
Zazula, Frank	1937-39
Zemla, Joseph	1935-37
Zetts, Tim	2009
Zgonc, Chad	1994-97
Zimmerman, Guy	1909-12
Zuercher, Matt	1998-2001
Zwisler, Don	1965-68
Zwisler, Joe	1968-70

### YIYIY

Yackee, Burt	1912-15
Yauger, Robert	1961-64
Yeow, Cam	2003-04
Yerrick, Harvey	1893
Yost, Gary	1971-74



# ZIPS IN THE PROS




ANDY ALLEMAN



JATAVIS BROWN



REGGIE CORNER



CHARLIE FRYE

ZIPS RISE TOGETHER



## ZIPS IN THE NFL DRAFT

Year	Rd	Pick	Overall Pick	Player.....Pos.	Team
1941	22	6	203	Mike Fernella.....T	Philadelphia
1967	13	23	338	Al Kerkian.....DE	Dallas
	16	18	411	Don Williams.....WR	Cleveland
1968	12	7	307	Paul Paxton.....T	Miami
1969	11	25	285	Ken Delaney.....T	Baltimore
1987	7	10	178	Chris Kelley.....TE	Pittsburgh
1989	10	23	274	John Buddenberg....T	Cleveland
1993	8	29	224	Daron Alcorn.....K	Tampa Bay
1997	3	13	73	Jason Taylor.....DE	Miami
2001	3	22	84	Dwight Smith.....FS	Tampa Bay
2002	5	16	151	Jake Schifino.....WR	Tennessee
2005	3	3	67	Charlie Frye.....QB	Cleveland
2006	4	33	130	Domenik Hixon....WR	Denver
2007	3	26	88	Andy Alleman.....G	New Orleans
2008	4	15	114	Reggie Corner.....CB	Buffalo
2016	5	35	175	Jatavis Brown.....LB	San Diego
2019	6	34	207	Ulysees Gilbert III..LB	Pittsburgh




ULYSEES GILBERT III



DOMENIK HIXON



JAKE SCHIFINO



DWIGHT SMITH

# ZIPS IN THE PROS

ZIPS RISE TOGETHER



KYRON BROWN



JAMAL DAVIS II



JUSTIN MARCH-LILLARD



JOJO NATSON

## ALL-TIME ZIPS IN THE NFL

[as of July 1, 2020]

Name	Pos.	Team	Years
Andy Alleman	OL	New Orleans Saints	2007
		Miami Dolphins	2008
		Kansas City Chiefs	2009
Brandon Anderson	DB	Tampa Bay Buccaneers	2009-10
Bruce Bierce	E	Akron Pros#	1920-22, 1925
		Cleveland Indians	1923
		Cleveland Bulldogs	1924
James Black	RB	Cleveland Browns	1984
Chase Blackburn	LB	New York Giants	2005-12
		Carolina Panthers	2013-14
Matt Brake	TE	St. Louis Rams	2004-05
<b>Jatavis Brown</b>	<b>LB</b>	<b>Los Angeles [San Diego] Chargers</b>	<b>2016-19</b>
		<b>Philadelphia Eagles</b>	<b>2020</b>
<b>Kyron Brown</b>	<b>DB</b>	<b>New York Jets</b>	<b>2019</b>
John Buddenberg	OL	Cleveland Browns	1987
Nordly Capi	DE	Jacksonville Jaguars	2015
	DE	Atlanta Falcons	2016
	LB	Arizona Cardinals	2017
	DE	Buffalo Bills	2018
Jalil Carter	DB	Minnesota Vikings	2014-15
Matt Cherry	WR	Jacksonville Jaguars	2004
		Cincinnati Bengals	2005
		Carolina Panthers	2006
Jawon Chisholm	RB	Pittsburgh Steelers	2015
Mike Clark*	RB	Pittsburgh Steelers	1987
Rodney Coe	DT	Dallas Cowboys	2016
		Tampa Bay Buccaneers	2016
		Jacksonville Jaguars	2016
		Seattle Seahawks	2017
Reggie Corner	DB	Buffalo Bills	2008-11
Carl Daum	E	Akron Pros#	1922-26
<b>Jamal Davis II</b>	<b>DE</b>	<b>Miami Dolphins</b>	<b>2019-present</b>
Konrad Dean	OL	Seattle Seahawks	2002-03
		Jacksonville Jaguars	2004
Zach D'Orazio	WR	New England Patriots	2015

Charlie Frye	QB	Cleveland Browns	2005-07
		Seattle Seahawks	2007-08
		Oakland Raiders	2009-10
<b>Ulysees Gilbert III</b>	<b>LB</b>	<b>Pittsburgh Steelers</b>	<b>2019-present</b>
Victor Green	DB	New York Jets	1993-2001
		New England Patriots	2002
		New Orleans Saints	2003
J.D. Griggs	DL	Jacksonville Jaguars	2012
Jeff Grzeskowiak	OL	Chicago Bears	2002
Arthur Haley	B	Canton Bulldogs	1920
		Akron Pros#	1923
Mike Hayes	P	Pittsburgh Steelers	2003
Domenik Hixon	WR	Denver Broncos	2006-07
		New York Giants	2008-12
		Carolina Panthers	2013
Larry Hope	DB	Miami Dolphins	2017
Mike Johnson	QB	Arizona Cardinals	1990
Bryce Jones	DB	Houston Texans	2017-18
Chris Kelley*	TE	Cleveland Browns	1987
Jerome Lane	WR	New York Giants	2017
Shawn Lemon	LB	Pittsburgh Steelers	2015
Robert Lyons	DB	Cleveland Browns	1989
Louis Mackey	LB	Dallas Cowboys	2001-02
<b>Justin March</b>	<b>LB</b>	<b>Kansas City Chiefs</b>	<b>2015-16</b>
		<b>Dallas Cowboys</b>	<b>2017-present</b>
Jamal Marcus	DL	Cleveland Browns	2017
Ryan Myers	LB	New York Jets	2004-06
<b>JoJo Natson</b>	<b>WR</b>	<b>Indianapolis Colts</b>	<b>2017</b>
		<b>New York Jets</b>	<b>2017</b>
		<b>Los Angeles Rams</b>	<b>2018-19</b>
		<b>Cleveland Browns</b>	<b>2020-present</b>
Ron Pasquale*	OL	St. Louis Cardinals	1987
Jarrod Pughsley	G	Kansas City Chiefs	2014-16
		Baltimore Ravens	2017



CHASE BLACKBURN



CHARLIE FRYE



JARROD PUGHSLEY



JASON TAYLOR

ZIPS RISE TOGETHER

Jamie Reader.....FB	Miami Dolphins	1998
	Philadelphia Eagles	2001
Jake Schifino .....WR	Tennessee Titans	2002-04
	New England Patriots	2004-05
	Houston Texans	2006
Dwight Smith ..... DB	Tampa Bay Buccaneers	2001-04
	New Orleans Saints	2005
	Minnesota Vikings	2006-07
	Detroit Lions	2008
Jason Taylor ..... DE	Miami Dolphins	1997-07, 2009, 2011
	Washington Redskins	2008
	New York Jets	2010
Mike Teifke*..... OL	Cleveland Browns	1997
Shawn Vincent..... DB	Pittsburgh Steelers	1991
Raphl Waldsmith.... OL	Cleveland Indians	1921
	Canton Bulldogs	1922
Don Williams.....WR	Cleveland Browns	1967
Isaiah Williams..... OL	Washington Redskins	2016-17
Austin Wolf.....WR	Arizona Cardinals	2018



\* -Active roster for strike replacement games only



NORDLY CAPI



RODNEY COE



JAMAL MARCUS



ISAIAH WILLIAMS

# ZIPS IN THE PROS

ZIPS RISE TOGETHER



## ZIPS IN THE SUPER BOWL

Name	Pos.	Team	Years	Champs
Chase Blackburn	LB	New York Giants	XLII 2/3/08	*
		New York Giants	XLVI 2/5/12	*
Domenik Hixon	WR	New York Giants	XLII 2/3/08	*
		New York Giants	XLVI 2/5/12	*
JoJo Natson	WR/PR	Los Angeles Rams	LIII 2/3/19	
Dwight Smith	DB	Tampa Bay Buccaneers	XXXVII 1/26/03	*

## ZIPS IN THE PRO BOWL

Name	Pos.	Team	Years
Jason Taylor	DE	Miami Dolphins	2000, 2002, 2004, 2005, 2006, 2007

## ZIPS IN THE NFL HALL OF FAME

Name	Pos.	Team	Year
Jason Taylor	DE	Miami Dolphins	2017 Class

## ZIPS ON THE NFL ALL-ROOKIE TEAM

Name	Pos.	Team	Year
Jatavis Brown	LB	Los Angeles Charger	2016

## ZIPS' NFL FACTS

- Domenik Hixon won two Super Bowl titles with the New York Giants (XLII, XLVI).
- Jason Taylor is the most decorated Zip to play in the NFL, winning two AFC Defensive Player of the Year and one AP Defensive Player of the Year awards. He became the first Zip to be inducted into the Pro Football Hall of Fame in Canton in August 2017.
- Chase Blackburn's fourth-quarter interception of New England Patriots' Tom Brady in Super Bowl XLVI kept the game 17-15. The Giants went on to win the game, 21-17, giving Blackburn his second Super Bowl ring.
- Dwight Smith became the first player in NFL history to return two interceptions for touchdowns in Super Bowl history, doing so in Tampa Bay's 48-21 win over Oakland in Super Bowl XXXVII.



CHASE BLACKBURN



DOMENIK HIXON



JOJO NATSON



DWIGHT SMITH



# PRO FOOTBALL HALL OF FAME

#99

**JASON  
TAYLOR**

Defensive End

MIAMI DOLPHINS  
Class of 2017



ZIPS RISE TOGETHER




Former University of Akron defensive end **Jason Taylor** (1993-96) was one of seven inductees named to the 2017 Pro Football Hall of Fame Class. He became the first Zip player to enter the Pro Football Hall of Fame.

Taylor joined kicker Morten Andersen, running back Terrell Davis, safety Kenny Easley, running back LaDainian Tomlinson, quarterback Kurt Warner, and Cowboys' owner Jerry Jones as inductees.

Taylor was one of the NFL's top pass-rushers for 15 seasons. Drafted in the third round by the Miami Dolphins in 1997, he played 13 seasons with Miami, and one season each with the Washington Redskins, and the New York Jets. A six-time Pro Bowl selection and four time 1st or 2nd team All-Pro, Taylor was named the NFL Defensive Player of the Year in 2006, and also named the Walter Payton Man of the Year in 2007.

Taylor holds the sixth all-time career sacks record with 139.5 sacks, is the all-time leader in fumble return touchdowns with six, while his 246 fumble return yards are the second highest total in NFL history. With nine career defensive touchdowns scored, he is also the all-time leader in that category for defensive linemen.

As a Zip, Taylor earned first-team All-MAC honors as a senior in 1996. He was named the team's defensive MVP as a junior. In 1996, he was awarded the team's Harry "Doc" Smith Award and the Akron Touchdown Club trophy as the outstanding lineman. Taylor is Akron's all-time career leader in sacks (21) and stands second on the Zips' charts for career tackles for loss (41.0) and sacks in a season (10). Taylor was inducted into Akron's Ring of Honor in 2004.



# ZIPS IN THE PROS

ZIPS RISE TOGETHER



**Shawn Lemon**



## ALL-TIME ZIPS IN THE CANADIAN FOOTBALL LEAGUE (CFL)

[as of July 1, 2020]

Name	Pos.	Team	Years
Jabari Arthur	WR	Calgary Stampeders Winnipeg Blue Bombers	2008, 2010-15 2009
Jalil Carter	DB	Toronto Argonauts	2012-14
<b>Nordly Capi</b>	<b>DE</b>	<b>British Columbia Lions</b>	<b>2020-Present</b>
J.D. Griggs	DL	Winnipeg Blue Bombers	2013
Hasan Hazime	DL	Saskatchewan Roughriders Hamilton Tiger-Cats	2013-16 2013-15
Larry Hope, Jr.	CB	Montreal Allouettes	2018
Mike Johnson	QB	British Columbia Lions Shreveport Pirates	1992-93 1994-95
Dwayne LeFall	DL	Saskatchewan Roughriders	2005
Shawn Lemon	DL	Toronto Argonauts British Columbia Lions Toronto Argonauts Ottawa Redblacks Calgary Stampeders Edmonton Eskimos Saskatchewan Roughriders	2019 2018 2016-18 2015 2013-14 2012 2011
Louis Mackey	LB	Montreal Allouettes	2006
Rickey McKenzie	DB	Montreal Allouettes	2004-05
Jason Nedd	DB	Hamilton Tiger-Cats Edmonton Eskimos	2007; 2008 2007
Jermaine Reid	DL	British Columbia Lions Edmonton Eskimos Hamilton Tiger-Cats	2013 2011-12 2007-10
<b>Almondo Sewell</b>	<b>DT</b>	<b>Edmonton Eskimos</b>	<b>2011-Present</b>
<b>Kwadarrius Smith</b>	<b>WR</b>	<b>Toronto Argonauts</b>	<b>2020</b>
Davanzo Tate	DB	Calgary Stampeders	2009
James Washington	QB	Hamilton Tiger-Cats	2001-02
Cam Yeow	LB	Calgary Stampeders Ottawa Renegades	2006 2005

## ZIPS IN THE CFL DRAFT

Year	Rd	Pick	Overall Pick	Player.....	Pos.	Team
2005	1	2	2	Cam Yeow .....	LB	Ottawa
2006	2	1	9	Jermaine Reid .....	DT	Hamilton
2007	1	6	6	Jabari Arthur .....	WR	Calgary
		2	10	Jason Nedd .....	S	Edmonton
2012	5	6	36	Hasan Hazime.....	DE	Edmonton



**Almondo Sewell**

# ZIPS IN THE PROS

## ALL-TIME ZIPS IN THE ARENA FOOTBALL LEAGUE (AFL)

[1987 to 2019]

Name	Pos.	Team	Years
Daron Alcorn	K	Portland Thunder	1997-99
		Oklahoma Defenders	2000
		San Jose SaberCats	2001-03
		Las Vegas Gladiators	2004
Brandon Anderson	DB	Arizona Rattlers	2012
		Cleveland Gladiators	2013
Adam Bice	OL	Cleveland Gladiators	2017
Jalil Carter	DB	Cleveland Gladiators	2012
John Clark	FB/LB	Cincinnati Commandos	1993
		Chicago Bruisers	1994
		Las Vegas Sting	1994
		Orlando Predators	1996-97
		Los Angeles Avengers	2000
A.J. Coney	WR	Albany Empire	2019
Konrad Dean	OL	Philadelphia Soul	2005
		Las Vegas Gladiators	2007
		New Orleans Voodoo	2008
		Orlando Predators	1992-99
Eric Drakes	OL/DL	Los Angeles Avengers	2000
		Grand Rapids Rampage	2008
Gabriel Gonzalez	DL	Grand Rapids Rampage	2008
Ozzie Jackson	WR/DB	Albany Firebirds	1992-94
		St. Louis Stampede	1995
Michael Johnson	QB	Orlando Predators	1994
Andre Jones	DB	Milwaukee Mustangs	2011
		San Jose SaberCats	2012
		San Antonio Talons	2013
		Los Angeles Kiss	2014
Kiki Gonzalez	DL	Grand Rapids Rampage	2008
Dwayne Lefall	OL/DL	Arizona Rattlers	2011
		Milwaukee Mustangs	2011-12
		San Jose SaberCats	2012
Shawn Lemon	DL	Orlando Predators	2012
		Orlando Predators	2012
Brian Moran	WR/DB	Pittsburgh Gladiators	1988
John Motton	LB	Iowa Barnstormers	1997-2000
		Buffalo Destroyers	2001-02
		Columbus Destroyers	2004
Vinnie Rizzo	OL	Cleveland Gladiators	2014
Almondo Sewell	DL	Cleveland Gladiators	2012
John Shannon	OL/DL	Orlando Predators	1993
Wayne Wade	DS	Milwaukee Mustangs	1995-2000
Mike Ward	OL/DL	Cleveland Gladiators	2012
Bryan Williams	DB	Pittsburgh Power	2011-12

### ALL-TIME ZIPS IN OTHER PRO LEAGUES

Name	Pos.	Team (League)	Years
Park Crisp	OL	Akron Pros (Ohio League)#	1919
Oliver Driesbach	OL	Akron Pros (Ohio League)#	1919
Edward Kregenow	E	Cleveland Panthers (AFL)	1926
Raph Waldsmith	OL	Akron Pros (Ohio League)#	1919

#The Akron Pros competed in the Ohio League from 1908-1919 before moving to the NFL from 1920-26.



ZIPS RISE TOGETHER



Andre Jones



Adam Bice

# ARENABOWL XXXII CHAMPION

Former WR **A.J. Coney, Jr.** (Oviedo, Fla.) and the Albany Empire captured the ArenaBowl XXXII championship on August 11, 2019, defeating the Philadelphia Soul, 45-27, at the Times Union Center.

"It was a great feeling winning the Arena, Bowl, and becoming a world champion," Coney said. "I want to give a big thanks to the Empire, my coaches, and the Arena Football League for giving me the opportunity to further my career. It was a great rookie season. but it's only up from here."

Coney, who signed with the CFL's Winnipeg Blue Bombers last year and played in two games, saw action in 12 games for the Empire this season. In the regular season, he had eight receptions for 90 yards and two touchdowns. Coney also had 19 kick returns for 340 yards (17.9 average).

At Akron, Coney was a team captain as a senior in 2017, helping the Zips to the 2017 MAC East championship and participating in the MAC Championship game and the Cheribundi Tart Cherry Boca Raton Bowl. Named the outstanding offensive performer following the 2017 season, Coney finished second in receiving with 43 receptions for 551 yards and three touchdowns. He averaged 12.8 yards per reception. In the win over Buffalo, Coney led the receivers with a career-high 91 yards on a career-high seven receptions. Named to the Wuerffel Trophy Watch List, Coney also led the team's community service efforts.

Photos courtesy of A.J. Coney



ZIPS RISE TOGETHER



# RECORDS

The  
University  
of Akron

**150**  
SESQUICENTENNIAL  
1870 2020



# TEAM GAME RECORDS | OFFENSE

ZIPS RISE TOGETHER

## TOTAL OFFENSE

Plays	98	at Virginia	9-21-02
	97	vs. Morgan State	9-15-12
	97	vs. Indiana State	9-29-79
Yards Gained	753	vs. Morgan State	9-15-12
	692	vs. Howard	9-20-03
	653	vs. Youngstown State	11-8-69

## RUSHING

Attempts	79	vs. Indiana (Pa.)	11-13-71
Yards Gained	503	vs. Northern Arizona	9-28-91
Fewest Yards Gained	-74	at Ohio	9-29-51
Touchdowns	7	at Wooster	10-29-55

## PASSING

Attempts	63	vs. Bowling Green	11-4-14
	59	vs. Morgan State	9-15-12
	59	vs. Memphis	12-26-05
	56	at Northern Illinois	10-12-13
	54	at Florida International	9-8-12
	54	vs. Central Florida	8-30-12
Passes Completed	44	vs. Morgan State	9-15-12
	36	vs. Kent State	8-28-03
	34	vs. Massachusetts	11-10-12
	34	vs. Memphis	12-26-05
	33	vs. Eastern Michigan	11-4-14
	33	at Central Michigan	10-27-12
Passes Intercepted	7	vs. Middle Tennessee	11-16-85
	7	at Wittenberg	11-14-59
	7	at Wittenberg	9-21-57
Yards Gained	565	vs. Morgan State	9-15-12
	455	vs. Memphis	12-26-05
	446	vs. Miami (Ohio)	9-29-12
	436	vs. Miami (Ohio)	11-20-04
	425	vs. VMI	9-3-16
	417	at Central Michigan	11-8-03
	413	vs. Northern Illinois	12-1-05
	407	vs. Kent State	8-28-03
	406	vs. Northern Illinois	9-24-05
Fewest Yards Gained	14	at Baldwin-Wallace	10-31-59
Touchdown Passes	6	vs. VMI	9-3-16
	6	vs. Morgan State	9-15-12
	5	vs. Howard	8-28-14
	5	at Florida International	9-8-12
	5	vs. Northern Illinois	9-24-05
	5	vs. Oberlin	11-5-55

## PUNTING/PUNT RETURNS

Punts	16	vs. Youngstown State	11-2-40
Yards on Punts	613	at Virginia Tech (13 punts)	11-2-89
Highest Avg. per Punt			
Min. 5 punts	51.8	at Cincinnati (5 for 259)	11-21-92
Min. 10 punts	47.8	at Virginia Tech (13 for 613)	9-2-89
Punt Returns	9	vs. New Mexico State	11-5-88
	9	vs. Butler	9-18-71
Yds on Punt Returns	133	vs. Northern Arizona	11-4-89
Highest Avg. Gain per Return			
Min. 4 returns	33.2	vs. Northern Arizona (4 for 133)	11-4-89

## SCORING

Points	66	vs. Morgan State	9-15-12
	65	at Marshall	9-17-16
	65	vs. Howard	9-20-03
	65	vs. Eastern Michigan (3 OT)	11-24-01
	60	vs. Youngstown State	11-8-69
Points in a loss	49	vs. Miami (Ohio)	9-29-12
	39	at Youngstown State (40-39)	11-22-86
Points in One Quarter	36	at Denison (2nd)	11-8-58
	35	vs. Howard (1st)	9-20-03
	34	at Marshall (2nd)	9-17-16
	28	vs. Cal Poly (2nd)	10-11-03
	28	at Indiana (Pa.) (2nd)	11-14-70
	26	at Eastern Michigan (2nd)	10-10-15
	24	vs. Morgan State (3rd)	9-15-12
	24	at Central Michigan (2nd)	11-8-03
	24	vs. Baldwin-Wallace (1st)	11-9-68
Points in One Half	48	vs. Howard (1st)	9-20-03
	45	vs. Morgan State (2nd)	9-15-12
	42	vs. Youngstown State (1st)	11-5-83
	42	at Indiana (Pa.) (1st)	11-14-70
TD Scored	9	vs. Youngstown State	11-8-69
	9	at Otterbein	10-8-55
	8	at Marshall	9-17-16
	8	vs. Morgan State	9-15-12
Players to Score (Game)	11	at Otterbein (58-0)	10-8-55
Extra Points (Kick)	9	vs. Morgan State	9-15-12
	8	at Marshall	9-17-16
	8	vs. Howard	9-20-03
	8	vs. Eastern Michigan	11-24-01
FG Attempted	6	at Connecticut	10-25-03
	6	vs. Temple	11-7-92
	6	vs. Northern Michigan	10-12-74
FG Made	5	vs. Temple	11-7-92
	5	at Bowling Green	9-28-85
	5	at Eastern Illinois	11-17-79
Largest Victory Margin	62	vs. Western Reserve Acad. (66-4)	1893
	60	vs. Morgan State (66-6)	9-15-12
	58	vs. Howard (65-7)	9-20-03
	58	at Otterbein (58-0)	10-8-55
	58	vs. Hiram (58-0)	1928

## FIRST DOWNS

First Downs	43	vs. Morgan State	9-15-12
	37	vs. Howard	9-20-03
	35	vs. Liberty	10-12-02
	34	vs. Northern Arizona	9-28-91
Fewest First Downs	3	at Ohio State	9-8-07
	3	vs. Wittenberg	11-10-62
First Downs by Rush	31	vs. Indiana (Pa.)	11-13-71
First Downs by Pass	29	vs. Morgan State	9-15-12

## FUMBLES

Fumbles	13	vs. Baldwin-Wallace	11-15-58
Fumbles Lost	6	at Indiana State	10-2-76

## PENALTIES

Penalties	17	vs. Morehead State	9-18-76
Most Yards Penalized	175	vs. Morehead State	9-18-76

# TEAM GAME RECORDS | DEFENSE

## TEAM SEASON RECORDS

### TOTAL DEFENSE

Fewest Yds Allowed/Gm	169.2 (1,523 yds in 9 games)	1958
Lowest Avg Allowed/Play	3.1 (1,523 yds in 484 plays)	1958

### RUSHING

Fewest Yds Allowed/Gm	81.5 (897 yds in 11 games)	1968
Lowest Avg Allowed/Rush	1.8 (897 yds in 502 att)	1968

### PASSING

Fewest Yds Allowed/Gm	35.8 (322 yds in 9 games)	1958
Fewest TDs Allowed	0	1958
Interceptions	26	1977

### SCORING

Fewest Points Allowed per Game		
(before 1930)	7.1 (71 pts in 10 games)	1929
(since 1930)	5.76 (50 pts in 9 games)	1933
Most Points Allowed	462	2011
	<b>435</b>	<b>2019</b>
	435	1997
Most Pts Allowed/Gm	39.5 (435 pts in 11 games)	1997
	38.5 (462 pts in 12 games)	2011
	<b>36.2 (435 pts in 12 games)</b>	<b>2019</b>
	35.1 (421 pts in 12 games)	2010
	35.7 (428 pts in 12 games)	2012
	33.5 (403 pts in 12 games)	2016
	31.6 (379 pts in 12 games)	2002

### TOTAL DEFENSE

Fewest Yards Allowed	-5	at Otterbein (-18 rushing, 13 passing)	10-8-55
Most Plays Allowed	<b>95</b>	<b>vs. Troy</b>	<b>9-21-19</b>
	94	at Northwestern	9-15-18
	94	vs. James Madison	9-7-13
	92	vs. Miami (Ohio)	9-30-00
	92	vs. Bowling Green	9-20-97
	92	vs. Western Kentucky	11-15-69
	92	vs. Central Michigan	9-14-02
Most Yards Allowed	705	at Tennessee	9-22-12
	644	at Nebraska	8-30-97
	633	vs. Miami (Ohio)	9-29-12
Fewest First Downs	3	at Heidelberg	10-14-61
	3	vs. Baldwin-Wallace	11-15-58
	3	vs. Morgan State	9-12-09

### RUSHING DEFENSE

Fewest Rushes Against	12	at Rhode Island (53 yards)	11-30-85
Fewest Rushing Yards	-50	vs. Western Kentucky	9-15-84
Most Rushes Against	74	at Indiana State	11-6-71
Most Rushing Yards	489	vs. Kent State	11-6-54

### PASSING DEFENSE

Fewest Attempts	0	vs. Ohio	10-25-97
Fewest Completions	0	multiple times (last vs. Ohio,	10-25-97)
Fewest Yards	-7	vs. Mount Union	11-9-57
Most Attempts	70	at Rhode Island	11-30-85
Most Completions	43	at Rhode Island	11-30-85
Most Yards	516	vs. Miami (Ohio)	9-29-12
Most Touchdowns	7	at Western Michigan	11-25-11
Most Passes Intercepted	7	vs. Bradley	10-28-67
	7	vs. Kent State	11-9-40
	7	vs. Baldwin-Wallace	10-23-37
Most Yds on Int Ret	99	at Kent State	10-10-98
TDs on Int Returns	2	vs. Northern Arizona	11-4-89
	2	at Tennessee Tech	11-1-86
	2	at Cincinnati	9-17-11

### TURNOVERS

Most Opponents' TOs:	8	vs. Temple (2 fum and 6 Ints)	11-7-92
	8	at Indiana State (6 fum and 2 ints)	10-2-76
Most Fumbles Caused	10	vs. Wittenberg	9-27-52
Most Fumbles Rec.	6	at Tennessee Tech	10-29-83
	6	at Indiana State	10-2-76

### SACKS

Most Sacks	9	vs. Miami (Ohio)	10-11-14
	9	at UCF	10-16-04



**Jamal Davis II**

# TEAM SEASON RECORDS | OFFENSE

ZIPS RISE TOGETHER

## TOTAL OFFENSE

Plays	963	2005
	948	2012
	947	1976
Yards	5,643	2003
	5,126	2012
	4,996	2005
Yards Gained per Game	470.2 (5,643 yds in 12 games)	2003
	427.2 (5,126 yds in 12 games)	2012
	418.3 (4,183 yds in 10 games)	1969
Average Gain per Play	6.1 (5,643 yds on 923 plays)	2003
	6.0 (4,649 yds on 776 plays)	2016
	5.9 (4,589 yds on 778 plays)	2000

## RUSHING

Attempts	762	1976
Yards	3,193	1976
Yards per Game	283.6 (3,120 yds in 11 games)	1986

## PASSING

Attempts	583	2012
	541	2005
	528	2014
	449	2003
Completions	364	2012
	287	2003
	284	2014
	284	2005
Yards	3,753	2012
	3,736	2003
	3,601	2005
	3,063	2016
	2,995	2014
	2,962	2002
Yards per Game	312.8 (3,758 yds in 12 games)	2012
	311.3 (3,736 yds in 12 games)	2003
	277.0 (3,601 yds in 13 games)	2005
Gain per Completion	17.3 (106 rec. for 1,835 yds)	1969
Attempts per Game	48.6 (583 att in 12 games)	2012
	44.0 (528 att in 12 games)	2014
	41.6 (541 att in 13 games)	2005
	37.4 (449 att in 12 games)	2003
Completions per Game	30.3 (364 comp in 12 games)	2012
	23.9 (287 comp in 12 games)	2003
	23.7 (284 comp in 12 games)	2014
	22.1 (265 comp in 12 games)	2002
	21.8 (284 comp in 13 games)	2005
	20.3 (223 comp in 11 games)	2004
Highest Pct Completed (Min. 150 atts.)	65.6 (265 of 404)	2002
	63.9 (287 of 449)	2003
	63.3 (223 of 352)	2004
Touchdown Passes	30	2012
	25	2016
	24	2005
	22	2003
TD Passes per Game	2.50 (30 in 12 games)	2012
	2.08 (25 in 12 games)	2016
	1.85 (24 in 13 games)	2005
	1.83 (22 in 12 games)	2003
	1.80 (18 in 10 games)	1969

## FIRST DOWNS

Total	295	2003
	287	2012
	278	2002
Per Game	24.6 (295 in 12 games)	2003
	23.9 (287 in 12 games)	2012
	23.2 (278 in 12 games)	2002
By Rush	148	1986
By Pass	180	2012
	170	2003
	154	2005

## SCORING

Points	435	2003
	333	2000
Points Scored per Game	39.4 (276 in 7 games)	1893
	36.3 (435 in 12 games)	2003
	31.6 (316 in 10 games)	1969
Pts in Consecutive Games	118	1893
	52-4 vs. Massillon A.C.	
	66-4 vs. Western Reserve Academy	
	106	2001
	41-14 at Buffalo	
	65-62 vs. Eastern Michigan	
	105	1968
	46-0 vs. Illinois State	
	59-19 vs. Baldwin-Wallace	
Touchdowns	55	2003
	45	1968
	44	2002
Extra Points (Kick)	54	2003
	40	2002
Field Goals	19	1985

## PUNTING

Number	88	2017
	84	2011
Highest Average	44.9 (42 punts)	1948



**Cody Grice**



# MISCELLANEOUS TEAM RECORDS

## CONSECUTIVE RECORDS

Victories	11	1969-70 and 1929-30
	9	1970-71
	8*	2015
	8	1961-62
	6	1976, 1957, 1958, 1953, 1937
<b>Losses</b>	<b>17</b>	<b>Nov. 1, 2018 to present</b>
	11	1950-51
	11	2010, 2012
Games w/out Being Shutout	66	1998 to 9-18-2004
	66	9-10-2011 to 10-15-2016
	49	1967-72
Wins by Shutout	7	1929

\* FBS

## INDIVIDUAL RECORDS

Games Played	51	Kyron Brown	2015-18
	51	Ulysees Gilbert III	2015-18
	51	Kyle Ritz	2015-18
	51	Michael Buddenberg	2014-17
	51	Alex Allen	2005, 07-10
	<b>50</b>	<b>John Lako</b>	<b>2016-19</b>
	<b>50</b>	<b>Josh Ward</b>	<b>2016-19</b>
	49	Kyle Foster	2015-18
	49	Imani Davis	2012-15
	49	Cody Grice	2012-15
	49	Zach Paul	2012-15
	49	Robert Stein	2012-15
	<b>48</b>	<b>Alvin Davis, Jr.</b>	<b>2016-19</b>
	48	Brian Bell	2015-18
	48	Van Edwards, Jr.	2015-18
	48	Adam Steiner	2009-12
	48	Jake Anderson	2008-11
	48	Almondo Sewell	2007-10
	48	Jall Carter	2007-10
	48	Mike Ward	2007-10
	48	Corey Woods	2007-10
	48	Reggie Corner	2004-07
	48	Kris Kasparek	2004-07
	48	Brion Stokes	2004-07
	48	Jason Giachetti	2003-06
	48	Kiki Gonzalez	2003-06
	48	Domenik Hixon	2002-05
Games Started	49	Cody Grice	2012-15
	48	Reggie Corner	2004-08
	46	Aaron Conley	2001-04
	44	Domenik Hixon	2002-05
	44	Charlie Frye	2001-04
	44	Pierce Joiner	1986-89
	44	Mike O'Connor	1988-91
	44	Kevin Kuntz	1995-98
Consecutive Games Started	49	Cody Grice	2012-15

## AKRON MILESTONES

First Game	Western Reserve Academy, 1891
First Win	Western Reserve Academy, 22-6, 1891
First Loss	Kenyon, 42-0, 1891
First Tie	Case Tech, 0-0, 1900
First Overtime Game	Northern Michigan, 29-26, 12-4-76
First Bowl Game	Grantland Rice vs. Louisiana Tech, 12-14-68
First Bowl Win	Knute Rockne vs. Northern Michigan, 29-26 (OT), 12-4-76
First D-I Bowl Game	Motor City vs. Memphis, 12-26-05
First D-I Bowl Game Win	Famous Idaho Potato Bowl, 12-22-15

## MILESTONE WINS, ALL OPPONENTS

1st:	vs. Western Reserve Academy (22-6), 1891
25th:	vs. Findlay (6-0), 1909
50th:	vs. Baldwin-Wallace (53-0), 1916
100th:	vs. Kent State (8-6), 1928
150th:	vs. Western Michigan (6-0), 1938
200th:	at Mount Union (41-6), 11-10-56
250th:	vs. Wittenberg (14-0), 10-8-66
300th:	at Ball State (26-21), 9-28-74
350th:	vs. Austin Peay (42-7), 11-20-82
400th:	vs. Arkansas State (28-23), 10-29-91
450th:	vs. Howard (65-7), 9-20-03
475th:	vs. Western Michigan (39-38), 10-6-07
500th:	at Louisiana (35-14), 9-26-15

## MILESTONE WINS, COLLEGIATE

1st:	vs. Denison (4-0), 1892
25th:	vs. Marietta (22-11), 1910
50th:	vs. Hiram (27-0), 1919
100th:	vs. Case Tech (14-0), 1929
150th:	vs. Kent State (23-7), 11-9-40
200th:	vs. Heidelberg (11-0), 10-11-58
250th:	at Bradley (27-13), 10-12-68
300th:	vs. Morehead State (26-6), 9-18-76
350th:	vs. Morehead State (27-3), 10-14-84
375th:	vs. New Mexico State (52-7), 11-5-88
400th:	at Temple (31-7), 10-23-93
425th:	at Bowling Green (27-21), 10-7-00
450th:	vs. Northern Illinois (48-42, OT), 9-24-05
475th:	vs. Morgan State (66-6), 9-15-12
500th:	at Bowling Green (34-23), 9-30-17

## MILESTONE WINS, FBS (since 1987)

1st:	vs. Eastern Michigan (17-16), 9-19-87
25th:	vs. Toledo (23-20), 9-12-92
50th:	vs. Temple (25-15), 9-18-99
100th:	at Army (22-3), 9-20-08
125th:	vs. Buffalo (42-21), 11-21-15

## BEST RECORDS BY WIN PERCENTAGE

1969	.900 (9-1-0)
1929	.900 (9-1-0)
1930	.875 (7-1-0)
1957	.833 (7-1-1)
1976	.800 (8-2-0)
1971	.800 (8-2-0)
1962	.778 (7-2-0)
1937	.778 (7-2-0)
1910	.778 (7-2-0)
1968	.750 (7-2-1)
1985	.727 (8-3-0)
1983	.727 (8-3-0)

RECORDS

# RUSHING RECORDS

**YARDS GAINED**

Quarter	135 by James Black (2nd)	vs. Youngstown State, 11-5-83
Half	190 by James Black (1st)	vs. Youngstown State, 11-5-83
Game	295 by James Black	at Austin Peay, 11-19-83
Season	1,786 by Mike Clark	1986
Career	4,257 by Mike Clark	1984-86

**YARDS PER GAME**

Season	162.4 by Mike Clark (1,786 yds in 11 games)	1986
Career	133.0 by Mike Clark (4,257 yds in 32 games)	1984-86

**YARDS BY CLASS**

Freshman		
Game	188 by Jawon Chisholm	vs. VMI, 9-24-11
Season	961 by Jawon Chisholm	2011
Sophomore		
Game	243 by Ron Tyson	at Northern Illinois, 1966
Season	1,172 by Mike Clark	1984
Junior		
Game	240 by Bobby Hendry	vs. Liberty, 10-12-02
Season	1,299 by Mike Clark	1985
Senior		
Game	295 by James Black	at Austin Peay, 11-19-83
Season	1,786 by Mike Clark	1986

**RUSHING ATTEMPTS**

Quarter	15 by James Black (4th)	at Austin Peay, 11-19-83
Half	29 by James Black (2nd)	at Austin Peay, 11-19-83
Game	52 by James Black	at Austin Peay, 11-19-83
	48 by Paul Winters	at Eastern Illinois, 11-17-79
	48 by Mike Clark	at Western Kentucky, 10-5-85
Season	351 by James Black	1983
Career	804 by Mike Clark	1984-86

**RUSHES PER GAME**

Season	31.9 by James Black (351 att in 11 games)	1983
Career	25.1 by Mike Clark (804 att in 32 games)	1984-86

**RUSHING TOUCHDOWNS**

Game	5 by Bobby Hendry	vs. Eastern Michigan, 11-24-01
	5 by Terry Cameron	vs. Northern Iowa, 11-18-78
Season	17 by Dennis Kennedy	2008
Career	39 by Brandon Payne	1999-2002

**GAMES GAINING 100 YARDS OR MORE**

Season	9 by Mike Clark	1986
Career	24 by Mike Clark	1984-86

**CONSECUTIVE GAMES GAINING 100 YARDS OF MORE**

6 by Mike Clark	1985 (9/14-10/19); 1986 (10/16-11/21)
-----------------	--

**GAMES GAINING 200 YARDS OR MORE**

Season	3 by Mike Clark	1986
Career	4 by Mike Clark	1984-86

**YARDS GAINED IN CONSECUTIVE GAMES**

2 Games	541 by James Black	1983
	246 vs. Youngstown State and 295 at Austin Peay	
3 Games	682 by James Black	1983
	141 at Tenn. Tech, 246 vs. Youngstown State, and 295 at Austin Peay	
4 Games	756 by James Black	1983
	74 vs. Murray State, 141 at Tennessee Tech, 246 vs. Youngstown State, and 295 at Austin Peay	



**Jawon Chisholm**

5 Games	941 by James Black	1983
	185 at Morehead State, 74 vs. Murray State, 141 at Tennessee Tech, 246 vs. Youngstown State, and 295 at Austin Peay	

**HIGHEST GAIN PER RUSH**

Game		
(Min. 10 rushes)	17.7 by DeShawn Brown (10 for 177)	at Ohio, 10-30-93
(Min. 20 rushes)	11.1 by Dennis Kennedy (25 for 277)	at Eastern Michigan, 10-18-08
(Min. 30 rushes)	8.2 by Mike Clark (31 for 255)	vs. Central Florida, 9-27-86
Season		
(Min. 75 rushes)	10.2 by Ben Kimbrough (78 for 792)	1955
(Min. 175 rushes)	7.3 by Mike Clark (245 for 1,786)	1986
Career		
(Min. 125 rushes)	7.9 by Ben Kimbrough (136 for 1,082)	1955-56
(Min. 300 rushes)	5.41 by Jack Beidleman (561 for 3,032)	1967-70
	5.40 by Greg Lomax (366 for 1,976)	1995-98

**CAREER RUSHING YARDS**

Player	Years	G	Att	Yards	Avg	YPG
1. Mike Clark	1984-86	32	804	4,257	5.3	133.0
2. Jawon Chisholm	2011-14	46	702	3,403	4.8	74.0
3. James Black	1980-83	31	731	3,054	4.2	98.5
4. Jack Beidleman	1967-70	38	561	3,032	5.4	79.8
5. Brandon Payne	1999-02	39	626	2,861	4.6	73.4
6. Bobby Hendry	2000-03	41	603	2,847	4.7	69.4
7. Billy Mills	1973-76	39	629	2,816	4.5	72.2
8. Paul Winters	1976-79	29	594	2,613	4.4	90.1
9. Dennis Kennedy	2005-08	46	556	2,522	4.5	54.8
10. Dennis Brumfield	1979-81	31	625	2,314	3.7	74.6
11. Conor Hundley	2012-15	48	479	2,155	4.6	44.9
12. Brett Biggs	2004-05	24	469	2,101	4.5	87.5
13. Tom Wilhelm	1972-75	33	436	2,003	4.6	60.7
14. Greg Lomax	1995-98	34	366	1,976	5.4	58.2
15. George Deo	1960-63	33	453	1,939	4.3	58.8

ZIPS RISE TOGETHER

# RUSHING RECORDS

## SINGLE-SEASON RUSHING YARDS

Player	Year	G	Att	Yds	Avg	YPG
1. Mike Clark	1986	11	245	1,786	7.3	162.4
2. James Black	1983	11	351	1,568	4.5	142.5
3. Dennis Kennedy	2008	12	239	1,321	5.5	110.1
4. Mike Clark	1985	11	301	1,299	4.3	118.1
5. Paul Winters	1979	11	318	1,298	4.1	118.0
6. Brett Biggs	2005	13	284	1,230	4.3	94.6
7. James Black	1982	9	306	1,188	3.9	132.0
8. Mike Clark	1984	10	258	1,172	4.5	117.2
9. Brandon Payne	2000	11	220	1,062	4.8	96.5
10. Jack Beidleman	1969	10	188	1,050	5.6	105.0
11. Dennis Brumfield	1981	10	273	1,041	3.8	104.1
12. Dennis Brumfield	1980	10	254	1,000	3.9	100.0

## YEAR-BY-YEAR LEADERS

Year	Player	Att	Yds	Avg	TD
2019	Brandon Lee	61	179	2.9	0
2018	Van Edwards, Jr.	147	558	3.8	3
2017	Manny Morgan	116	434	3.7	4
2016	Van Edwards, Jr.	100	492	4.9	3
2015	Conor Hundley	202	911	4.5	10
2014	Jawon Chisholm	114	620	5.4	8
2013	Jawon Chisholm	189	869	4.6	8
2012	Jawon Chisholm	180	953	5.3	5
2011	Jawon Chisholm	218	961	4.4	5
2010	Alex Allen	186	877	4.7	8
2009	Joe Tuzze	55	244	4.4	2
2008	Dennis Kennedy	239	1,321	5.5	17
2007	Bryan Williams	152	728	4.8	2
2006	Dennis Kennedy	226	914	4.0	9
2005	Brett Biggs	284	1,230	4.3	10
2004	Brett Biggs	185	871	4.7	10
2003	Bobby Hendry	231	981	4.2	14
2002	Bobby Hendry	208	1,021	4.9	8
2001	Bobby Hendry	160	819	5.1	10
2000	Brandon Payne	220	1,062	4.8	13
1999	Brandon Payne	208	845	4.1	13
1998	Greg Lomax	161	861	5.4	13
1997	Greg Lomax	127	835	6.6	9
1996	Yasin Reeder	168	781	4.6	8
1995	Terrel Dixon	143	463	3.2	1
1994	DeShawn Brown	152	588	3.9	2
1993	Symeon Floyd	82	371	4.5	3
1992	Marcel Weems	181	754	4.2	7
1991	Tyrone Nelson	142	769	5.4	7
1990	Marcus Reliford	177	684	3.9	7
1989	Doug Lewis	171	763	4.5	8
1988	Doug Lewis	119	609	5.1	3
1987	Derek Alston	160	689	4.3	1
1986	Mike Clark	245	1,786	7.3	8
1985	Mike Clark	301	1,299	4.3	13
1984	Mike Clark	258	1,172	4.5	4
1983	James Black	351	1,568	4.5	9
1982	James Black	306	1,188	3.9	6
1981	Dennis Brumfield	273	1,041	3.8	7
1980	Dennis Brumfield	254	1,000	3.9	5
1979	Paul Winters	318	1,298	4.1	2
1978	Paul Winters	177	806	4.6	3
1977	Mark Hovanec	137	535	3.9	4
1976	Billy Mills	161	659	4.1	4
1975	Billy Mills	219	830	3.8	4
1974	Tom Wilhelm	135	680	5.0	7
1973	Billy Mills	115	665	5.8	6
1972	Calvin Pierce	135	541	4.0	7
1971	Calvin Pierce	185	803	4.3	3
1970	Jack Beidleman	162	758	4.7	5

1969	Jack Beidleman	188	1,050	5.6	11
1968	Jack Beidleman	139	799	5.7	10
1967	Tony Moro	89	494	5.5	4
1966	Ron Tyson	215	926	4.3	11
1965	Ron Tyson	136	484	3.6	3
1964	Pete Toto	96	405	4.2	7
1963	John Lahoski	159	766	4.8	14
1962	George Deo	140	660	4.7	7
1961	George Deo	106	857	4.2	13
1960	Frank Lomax	78	281	3.6	1
1959	Gino Calcei	100	392	3.9	1
1958	Art Bailey	157	650	4.1	12
1957	Art Bailey	165	802	4.9	9
1956	Ben Kimbrough	58	290	5.0	4
1955	Ben Kimbrough	78	792	10.2	6
1954	Buster Rizzo	101	414	4.1	5

## TOP SINGLE-GAME RUSHING TOTALS

	Yards	Player (Att)	Opponent
1.	295	James Black (52)	at Austin Peay, 11-19-83
2.	277	Dennis Kennedy (25)	at Eastern Michigan, 10-18-08
3.	255	Mike Clark (31)	vs. Central Florida, 9-27-86
4.	246	James Black (40)	vs. Youngstown State, 11-5-83
5.	243	Ron Tyson (42)	at Northern Illinois, 10-29-66
6.	240	Bobby Hendry (26)	vs. Liberty, 10-12-02
7.	229	Mike Clark (21)	at Tennessee Tech, 11-1-86
8.	220	Mike Clark (34)	at Youngstown State, 11-22-86
9.	216	Jack Beidleman (29)	vs. Eastern Kentucky, 10-18-69
10.	209	Mike Clark (36)	at Cincinnati, 9-8-84
11.	208	Dennis Brumfield (40)	vs. Morehead State, 10-17-81
12.	207	Brandon Payne (31)	vs. Connecticut, 10-21-00
13.	205	James Black (36)	vs. Austin Peay, 11-20-82
14.	201	Yasin Reeder (23)	at Eastern Michigan, 11-9-96
15.	200	Ty Cogswell (27)	at Heidelberg, 9-21-57
	200	Paul Winters (48)	at Eastern Illinois, 11-17-79
17.	199	Mike Clark (19)	vs. Morehead State, 10-25-86
18.	195	Brett Biggs (31)	vs. Ball State, 10-23-04
19.	194	Mike Clark (26)	at Eastern Michigan, 9-20-86
20.	192	Bobby Hendry (35)	at Marshall, 10-27-01
21.	191	Anthony Green (40)	vs. Tennessee Tech, 10-27-84
22.	189	Paul Winters (36)	vs. Western Illinois, 9-8-79
23.	188	Jawon Chisholm (27)	vs. VMI, 9-24-11
	188	Brett Biggs (28)	vs. Ohio, 11-15-05
	188	Brandon Payne (24)	vs. Miami (Ohio), 9-30-00
26.	186	George Deo (41)	vs. Ohio Wesleyan, 10-7-61
	186	Dennis Brumfield (44)	vs. Eastern Kentucky, 9-13-80
	186	Mike Clark (48)	at Western Kentucky, 10-5-85
29.	185	James Black (40)	at Morehead State, 10-15-83
30.	184	Jawon Chisholm (19)	at Kent State, 11-28-14
	184	Mike Clark (34)	vs. Murray State, 10-16-86

## OTHER 100-YARD RUSHING GAMES

	Yards	Player (Att)	Opponent
	183	James Black	vs. Tennessee Tech, 10-30-82
	182	Dennis Kennedy	vs. Bowling Green, 10-11-08
	181	Mike Clark	at Tennessee Tech, 11-2-85
	180	Mike Clark	at Morehead State, 10-19-85
	178	Dennis Kennedy	vs. Bowling Green, 11-4-06
	177	Jawon Chisholm	at Ohio, 10-13-12
	177	DeShawn Brown	at Ohio, 10-30-93
	174	Greg Lomax	at Central Michigan, 10-31-98
	173	Greg Lomax	vs. Kent State, 11-8-97
	169	Tyrone Nelson	vs. Youngstown State, 10-12-91
	167	Jerrell Ringer	vs. Cal Poly, 10-11-03
	167	Brandon Payne	at Kent State, 11-18-00
	166	Jawon Chisholm	vs. Ball State, 10-26-13
	165	Alex Allen	at Ball State, 11-6-10

# RUSHING RECORDS

ZIPS RISE TOGETHER

165	Brett Biggs	vs. Buffalo, 10-9-04
161	Brandon Payne	vs. Kent State, 11-13-99
159	Brett Biggs	at Bowling Green, 10-29-05
156	Jawon Chisholm	vs. Miami (Ohio), 9-29-12
154	Bobby Hendry	vs. Eastern Michigan, 11-24-01
153	Dennis Kennedy	at Temple, 11-28-08
153	Dennis Kennedy	vs. Toledo, 11-5-08
153	Brett Biggs	at Miami (Ohio), 10-15-05
151	Jawon Chisholm	vs. Kent State, 11-2-13
151	Brandon Payne	vs. Temple, 9-18-99
150	Brett Biggs	at Central Florida, 10-16-04
150	Derek Alston	vs. Kent State, 9-12-87
150	Greg Lomax	vs. Ohio, 10-25-97
149	Brett Biggs	vs. Kent State, 11-24-05
149	Marcel Weems	at Western Michigan, 9-19-92
148	Conor Hundley	at Pittsburgh, 9/27/14
148	Bobby Hendry	at Buffalo, 9-27-03
148	Doug Lewis	vs. Louisiana Tech, 10-7-89
146	Warren Ball	vs. Arkansas Pine Bluff, 9-9-17
146	Mike Brown	vs. Ohio, 11-19-94
146	Marcel Weems	at Ohio, 10-3-92
145	Bryan Williams	vs. Central Michigan, 11-23-07
143	Donnell Alexander	vs. Buffalo, 11-21-15
142	Dennis Kennedy	vs. Buffalo, 11-13-08
140	Brandon Payne	vs. Kent State, 9-29-01
140	Jamie Reader	vs. Bowling Green, 11-2-96
139	Mike Lagasse	vs. Miami (Ohio), 11-21-98
139	Doug Lewis	at Bowling Green, 9-30-89
138	Brandon Payne	vs. Central Florida, 9-16-00
136	Terrell Dixon	vs. Ohio, 10-21-95
135	Derek Alston	at Murray State, 10-21-89
133	Jawon Chisholm	at Cincinnati, 9-17-11
133	Carton Jackson	at Bowling Green, 11-2-07
132	Bobby Hendry	at Central Michigan, 11-8-03
132	Doug Lewis	vs. Northern Arizona, 11-4-89
132	Tommy Dunn	vs. Kent State, 10-28-95
130	Manny Morgan	at Marshall, 9-17-16
130	Jawon Chisholm	vs. Central Michigan, 10-29-11
130	John Motton	at Northern Illinois, 9-3-88
129	Jawon Chisholm	vs. Morgan State, 9-15-12
129	Dennis Kennedy	vs. Miami (Ohio), 10-21-06
129	Bobby Hendry	at Central Florida, 11-3-01
129	Doug Lewis	vs. Long Beach State, 10-22-88
128	Tyrone Nelson	vs. Arkansas State, 10-19-91
128	Marcus Reliford	at Kent State, 9-8-90
126	Alex Allen	vs. Miami (Ohio), 11-17-10
126	Bobby Hendry	vs. Howard, 9-20-03
126	Derek Alston	vs. Eastern Illinois, 10-3-87
125	Dan Basch	at Western Michigan, 10-6-01
125	Greg Lomax	vs. Ball State, 9-26-98
124	Symeon Floyd	vs. Miami (Ohio), 10-9-93
124	Marcel Weems	at Central Michigan, 9-2-93
123	Dennis Kennedy	at Ohio, 11-22-08
122	Jawon Chisholm	at Eastern Michigan, 10-1-11
120	Bobby Hendry	vs. Marshall, 11-2-02
119	Conor Hundley	at Eastern Michigan, 10-10-15
119	Nate Burney	vs. Gardner Webb, 9-11-10
119	Dennis Kennedy	at Toledo, 10-28-06
119	Bobby Hendry	vs. Buffalo, 11-16-02
119	Petu Leli	at Cincinnati, 11-21-92
119	Doug Lewis	at Kent State, 9-8-90
117	Dennis Kennedy	at North Carolina State, 9-9-06
117	Greg Lomax	at Marshall, 10-11-97
115	Jawon Chisholm	at Kent State, 11-3-12
115	Bobby Hendry	vs. Eastern Michigan, 9-13-03
115	Brandon Payne	vs. Ohio, 8-30-01
114	Bryan Williams	vs. Temple, 10-13-07

112	Warren Ball	at Troy, 9-23-17
112	Van Edwards	at Ball State, 10-22-16
111	Jimmie Gray	vs. Central Florida 9-16-00
111	Jeff Sweitzer	vs. Cal State Fullerton, 9-22-90
111	Doug Lewis	vs. Temple, 11-12-88
110	Warren Ball	vs. VMI, 9-3-16
110	Conor Hundley	at Miami (Ohio), 11-14-15
110	Alex Allen	vs. Gardner Webb, 9-11-10
110	Bobby Hendry	at Kent State, 11-23-02
110	Doug Lewis	vs. Cal State Fullerton, 10-29-88
108	Brandon Payne	at Kent State, 11-23-02
196	Alex Allen	vs. Buffalo, 11-26-10
109	Van Edwards, Jr.	vs. Morgan State, 9-8-18
106	Darrien Gouch	vs. Miami (Ohio), 10-9-93
106	Derek Alston	vs. Cincinnati, 10-28-89
105	Bobby Hendry	at Connecticut, 10-25-03
105	Bobby Hendry	at Central Florida, 10-26-02
105	Greg Lomax	at Toledo, 11-11-95
103	Jawon Chisholm	vs. Massachusetts, 11-10-12
103	Alex Allen	at Syracuse, 9-6-08
103	Dennis Kennedy	vs. Buffalo, 11-9-06
103	Bobby Hendry	vs. Ohio, 8-30-01
103	Chris Rooney	at Northern Illinois, 10-26-96
102	Jawon Chisholm	vs. Miami (Ohio), 10-11-14
102	Chris Rooney	at Kent State, 10-5-96
101	Bobby Hendry	at Wisconsin, 9-6-03
100	Jawon Chisholm	vs. Bowling Green, 10-6-12
100	Greg Lomax	at Kent State, 10-10-98

## LONGEST RUNS FROM SCRIMMAGE

	Yards	Player	Opponent
1.	95	Jack Beidleman	vs. Eastern Kentucky, 1969
	95	Paul Winters	vs. Wayne State, 9-23-78
3.	92	Greg Lomax	vs. Ohio, 10-25-97
4.	91	Alex Allen	vs. Miami (Ohio), 11-17-10
5.	89	Art Bailey	at Baldwin-Wallace, 10-5-57
6.	87	Greg Lomax	vs. Kent State, 11-8-97
7.	85	Tony Moro	vs. Tampa, 9-23-67
	85	Tim Staycer	vs. Wayne State, 9-23-78
9.	83	Yasin Reeder	vs. Bowling Green, 11-2-96
	83	Ben Kimbrough	vs. Muskingum, 10-1-55
11.	80	Ken "Red" Cochrane	vs. Kent State, 1930
	80	Ben Kimbrough	at Otterbein, 10-8-55
	80	Ron Tyson	at Northern Illinois, 10-29-66
	80	Jack Beidleman	vs. Youngstown State, 11-8-69
	80	Marcel Weems	at Ohio, 10-3-92
	80	Yasin Reeder	at Eastern Michigan, 11-9-96
	80	Jawon Chisholm	at Kent State, 11-28-14
18.	76	Jack Beidleman	at Eastern Kentucky, 10-19-68
	76	Greg Thurman	vs. Eastern Michigan, 10-23-76
20.	74	Alex Allen	vs. Northern Illinois, 10-2-10
21.	73	Dennis Kennedy	at Eastern Michigan, 10-18-08
	73	Chris Rooney	at Kent State, 10-5-96
23.	70	Tra'Von Chapman	vs. Miami (Ohio), 10-8-16
	70	Quentin Hines	at Tennessee, 9-22-12
	70	Jerell Ringer	vs. Cal Poly, 10-11-03
	70	Paul Winters	at Dayton, 10-8-77

# PASSING RECORDS

## COMPLETIONS

Game	37 by Dalton Williams (48 attempts) 36 by Charlie Frye (46 attempts)	vs. Morgan State, 9-15-12 vs. Kent State, 8-28-03
Season	326 by Dalton Williams (522 attempts) 278 by Luke Getsy (525 attempts) 273 by Charlie Frye (421 attempts) 250 by Charlie Frye (380 attempts) 231 by Chris Jacquemain (399 attempts) 225 by Kyle Pohl (402 attempts) 220 by Charlie Frye (346 attempts)	2012 2005 2003 2002 2008 2013 2004
Career	913 by Charlie Frye (1,436 attempts)	2001-04

## COMPLETIONS PER GAME

Season	27.2 by Dalton Williams (326 comp in 12 games) 22.8 by Charlie Frye (273 comp in 12 games) 21.4 by Luke Getsy (278 comp in 13 games) 20.8 by Charlie Frye (250 comp in 12 games) 20.0 by Charlie Frye (220 comp in 11 games) 19.5 by Chris Jacquemain (231 comp in 12 games) 18.8 by Kyle Pohl (225 comp in 12 games) 18.3 by Thomas Woodson (146 comp in 8 games) 16.6 by Luke Getsy (199 comp in 12 games) 16.2 by Kato Nelson (178 comp in 11 games) 15.9 by Thomas Woodson (159 comp in 10 games) 15.5 by Charlie Frye (170 comp in 11 games)	2012 2003 2005 2002 2004 2008 2013 2016 2006 2018 2017 2001
Career	(Min. 25 games) 19.8 by Charlie Frye (913 comp in 46 games) 19.1 by Luke Getsy (477 comp in 25 games)	2001-04 2005-06

## YARDS GAINED PER COMPLETION (GAME)

(Min. 10 comp.)	27.0 by James Washington (12 for 324)	vs. Northern Illinois, 2000
(Min. 15 comp.)	20.5 by Mic Hutton (15 for 308)	vs. Youngstown State, 1969

## COMPLETIONS/PASSING YARDS BY CLASS

Freshman			
GAME	Comp	28 by Kyle Pohl (42 att)	at Toledo, 11-20-12
	Yards	347 by Brian Magrell	vs. Ball State, 11-12-94
SEASON	Comp	170 by Charlie Frye (289 att)	2001
	Yards	2,053 by Charlie Frye	2001
Sophomore			
GAME	Comp	29 by Charlie Frye (41 att)	at Central Florida, 10-26-02
		29 by Charlie Frye (37 att)	at Eastern Michigan, 10-5-02
		29 by Charlie Frye (46 att)	vs. Miami (Ohio), 9-28-02
	Yards	389 by Chris Jacquemain	at Western Michigan, 10-6-07
SEASON	Comp	250 by Charlie Frye (380 att)	2002
	Yards	2,824 by Charlie Frye	2002
Junior			
GAME	Comp	36 by Charlie Frye (46 atts)	vs. Kent State, 8-28-03
	Yards	455 by Luke Getsy	vs. Memphis, 12-26-05
SEASON	Comp	278 by Luke Getsy (525 att)	2005
	Yards	3,549 by Charlie Frye	2003
Senior			
GAME	Comp	37 by Dalton Williams (48 att)	vs. Morgan State, 9-15-12
	Yards	446 by Dalton Williams	vs. Miami (Ohio), 9-29-12 vs. Morgan State, 9-15-12
SEASON	Comp	326 by Dalton Williams (522 att)	2012
	Yards	3,387 by Dalton Williams	2012



Charlie Frye

ZIPS RISE TOGETHER

## PASSES COMPLETED IN CONSECUTIVE GAMES

2 Games	67 by Charlie Frye	2003
	36 vs. Kent State and 31 at Wisconsin	
3 Games	96 by Dalton Williams	2012
	37 vs. Morgan State, 27 at Tennessee, 32 vs. Miami (Ohio)	
4 Games	125 by Dalton Williams	2012
	37 vs. Morgan State, 27 at Tennessee, 32 vs. Miami (Ohio), 29 vs. Bowling Green	

## TOUCHDOWN PASSES

Game	6 by Thomas Woodson	vs. VMI, 9-3-16
	5 by Dalton Williams	vs. Morgan State, 9-15-12
	5 by Luke Getsy	vs. Northern Illinois, 9-24-05
	<b>4 by Kato Nelson</b>	<b>at Ohio, 11-23-18</b>
	4 by Kato Nelson	vs. Ohio, 11-14-17
	4 by Thomas Woodson	at Marshall, 9-17-16
	4 by Thomas Woodson	at Eastern Michigan, 10-10-15
	4 by Kyle Pohl	vs. Howard, 8-28-14
	4 by Dalton Williams	at Ohio, 10-13-12
	4 by Dalton Williams	vs. Miami (Ohio), 9-29-12
	4 by Patrick Nicely	at Ball State, 11-6-10
	4 by Chris Jacquemain	at Western Michigan, 10-6-07
	4 by Luke Getsy	vs. Buffalo, 11-9-06
	4 by Luke Getsy	vs. Memphis, 12-26-05
	4 by Charlie Frye	vs. Cal Poly, 2003
	4 by Eric Schoch	vs. Southern Illinois, 10-23-71
	4 by Mic Hutton	vs. Ball State, 10-4-69
	4 by John Stone	at Denison, 11-8-58
	4 by John Stone	at Ohio Wesleyan, 10-13-56
	4 by Tom Boggs	vs. Oberlin, 11-5-55
Season	25 by Dalton Williams	2012
	23 by Luke Getsy	2005
	22 by Charlie Frye	2003
	20 by Chris Jacquemain	2008
	18 by Thomas Woodson	2016
	18 by Luke Getsy	2006
	18 by Charlie Frye	2004
Career	64 by Charlie Frye	2001-04
	53 by Thomas Woodson	2014-17
	41 by Luke Getsy	2005-06
	38 by James Washington	1997-00
	<b>34 by Kato Nelson</b>	<b>2017-present</b>

RECORDS

# PASSING RECORDS

**HIGHEST COMPLETION PERCENTAGE**

Game (Min 10 comp)		
.805 by Charlie Frye (29 of 36)		at Penn State, 9-4-04
.794 by Charlie Frye (27 of 34)		at Central Michigan, 11-8-03
.789 by Mike Johnson (15 of 19)		vs. New Mexico State, 11-5-88

Season (Min. 150 atts.)		
.658 by Charlie Frye (250 of 380)		2002
.648 by Charlie Frye (273 of 421)		2003
.636 by Charlie Frye (220 of 346)		2004
.625 by Dalton Williams (326 of 522)		2012

Career (Min. 400 atts.)		
.636 by Charlie Frye (913 of 1,436)		2001-04
.625 by Dalton Williams (326 of 522)		2012
.554 by Kyle Pohl (482 of 870)		2012-15
.530 by Eric Schoch (215 of 406)		1971-73

**MOST YARDS GAINED IN CONSECUTIVE GAMES**

4 Games	1,434 by Dalton Williams	2012
	313 at Florida International, 446 vs. Morgan State, 229 at Tennessee, 446 vs. Miami (Ohio)	
	1,349 by Dalton Williams	2012
	446 vs. Morgan State, 229 at Tennessee, 446 vs. Miami (Ohio), 228 vs. Bowling Green	

**YARDS GAINED IN A HALF**

337	Luke Getsy (2nd)	vs. Memphis, 12-26-05
285	Luke Getsy (2nd)	vs. Northern Illinois, 12-2-05
272	Charlie Frye (1st)	vs. Miami (Ohio), 11-20-04
268	Dalton Williams (1st)	vs. Morgan State, 9-15-12
263	Charlie Frye (1st)	at Central Michigan, 11-08-03
261	Dalton Williams (2nd)	vs. Miami (Ohio), 9-29-12
254	Charlie Frye (2nd)	at Miami (Ohio), 10-13-01
250	Charlie Frye (2nd)	vs. Marshall, 11-05-04

**PASSES HAD INTERCEPTED**

Game	7 by John Stone	at Wittenberg, 11-15-59
Season	22 by John Stone	1960
Career	44 by Vernon Stewart	1983-86

**CONSECUTIVE PASS ATTEMPTS WITHOUT AN INTERCEPTION**


141	Luke Getsy	9-16-06 to 10-21-06
127	Charlie Frye	9-23-04 to 11-5-04
98	Mike Johnson	1989

**LOWEST PERCENTAGE OF PASSES INTERCEPTED**

Season (Min. 100 atts.)		
.021 (6 in 289 att) by Charlie Frye		2001
.021 (8 in 383 att) by Kyle Pohl		2014
<b>.021 (6 in 289 att) by Kato Nelson</b>		<b>2019</b>
Career (Min. 200 atts.)		
<b>.021 (16 in 762 att) by Kato Nelson</b>		<b>2017-19</b>
.022 (32 in 1,436 att) by Charlie Frye		2001-04
.023 (20 in 870 att) by Kyle Pohl		2012-15

**YEAR-BY-YEAR LEADERS**


Year	Player	Att	Cmp	Int	TD	Pct	Yards
2019	Kato Nelson	280	151	6	11	.539	1,820
2018	Kato Nelson	342	178	8	15	.520	2,329
2017	Thomas Woodson	278	159	9	14	.572	1,777
2016	Thomas Woodson	242	146	6	18	.603	2,079
2015	Thomas Woodson	307	162	11	16	.528	2,202
2014	Kyle Pohl	383	208	8	9	.543	2,189
2013	Kyle Pohl	402	225	10	14	.560	2,438
2012	Dalton Williams	522	326	16	25	.625	3,387
2011	Clayton Moore	309	147	9	9	.476	1,655
2010	Patrick Nicely	336	166	13	10	.494	1,753
2009	Patrick Nicely	222	120	6	6	.541	1,349
2008	Chris Jacquemain	399	231	14	20	.579	2,748
2007	Chris Jacquemain	275	154	10	11	.560	1,623
2006	Luke Getsy	380	199	11	18	.524	2,662
2005	Luke Getsy	525	278	12	23	.529	3,455
2004	Charlie Frye	346	220	8	18	.636	2,623
2003	Charlie Frye	421	273	9	22	.648	3,549
2002	Charlie Frye	380	250	9	15	.658	2,824
2001	Charlie Frye	289	170	6	9	.588	2,053
2000	James Washington	283	143	11	17	.505	2,319
1999	James Washington	240	131	9	12	.546	1,896
1998	James Washington	300	148	7	8	.493	1,958
1997	Greg Gromek	101	50	6	5	.495	715
1996	Mike Junko	125	60	7	5	.480	705
1995	Mike Junko	148	78	7	5	.527	864
1994	Brian Magrell	79	44	6	2	.557	548
1993	Marcel Weems	163	72	9	3	.442	1,157
1992	Marcel Weems	201	101	10	5	.502	1,383
1991	Jeff Sweitzer	220	101	15	10	.459	1,599
1990	Jeff Sweitzer	186	87	10	7	.468	1,133
1989	Mike Johnson	299	139	11	9	.465	1,819
1988	Mike Johnson	299	142	15	11	.475	2,170
1987	Andy Kubik	313	131	1	10	.418	1,675



**Luke Getsy**

ZIPS RISE TOGETHER

# PASSING RECORDS



**Kyle Pohl**

1986	Vernon Stewart	163	84	12	7	.515	1,200
1985	Vernon Stewart	210	94	15	7	.448	1,413
1984	Vernon Stewart	206	80	15	5	.388	1,233
1983	Steve Stams	76	24	8	5	.316	438
1982	Kevin Meade	148	76	10	7	.510	1,080
1981	Ron Gliha	117	50	11	1	.427	646
1980	Kevin Meade	107	44	9	2	.411	577
1979	Bob Maxwell	174	86	11	11	.494	1,217
1978	Bob Maxwell	119	60	6	2	.504	789
1977	Rick Beeman	109	45	5	2	.413	563
1976	Marty Bezbatchenko	127	60	11	7	.472	872
1975	Tom Kot	147	61	9	5	.415	965
1974	Tom Kot	156	73	12	7	.467	1,039
1973	Eric Schoch	174	97	10	10	.557	1,316
1972	Eric Schoch	157	79	9	5	.500	956
1971	Eric Schoch	75	39	9	7	.520	665
1970	Mic Hutton	161	63	8	7	.391	1,058
1969	Mic Hutton	175	81	12	15	.463	1,491
1968	Don Zwisler	244	135	14	13	.553	2,012
1967	Don Zwisler	175	65	14	2	.371	867
1966	Don Zwisler	81	29	6	2	.258	418
1965	Mike Martin	214	94	16	5	.439	1,182
1964	Mike Martin	79	33	4	2	.418	410
1963	Ron Boruszkowski	83	34	6	4	.410	468
1962	Joe Mackey	46	24	2	5	.522	491
1961	Joe Mackey	72	42	7	6	.583	607
1960	Marco Burnette	157	65	11	0	.414	599
1959	John Stone	231	102	22	3	.441	1,196
1958	John Stone	81	42	6	6	.519	439
1957	Tom Boggs	71	40	4	9	.563	610
1956	Tom Boggs	97	51	7	9	.526	810
1955	Tom Boggs	95	42	8	10	.442	662
1954	Marion Rossi	103	45	13	6	.437	836

## CAREER PASSING YARDS

Player	G	Att	Cmp	Int	TD	Yards	Pct	YPG
1. Charlie Frye (2001-04)	46	1,436	913	32	64	11,049	.636	240.2
2. Thomas Woodson (2014-17)	39	970	543	22	53	6,864	.559	176.0
3. James Washington (1997-00)	43	931	471	33	38	6,699	.506	155.8
4. Luke Getsy (2005-06)	25	905	477	23	41	6,117	.527	244.7
5. <b>Kato Nelson (2017-present)</b>	<b>31</b>	<b>762</b>	<b>399</b>	<b>16</b>	<b>34</b>	<b>5,138</b>	<b>.519</b>	<b>164.2</b>
6. Kyle Pohl (2012-15)	33	870	482	20	28	5,128	.554	155.4
7. Chris Jacquemain (2007-09)	23	385	674	24	31	4,371	.571	190.0
8. Mike Johnson (1988-89)	22	598	281	26	20	3,989	.470	181.3
9. Vernon Stewart (1983-86)	36	596	263	44	20	3,945	.441	109.6
10. Dalton Williams (2012)	12	522	326	16	25	3,387	.625	282.2
11. Patrick Nicely (2009-11)	29	614	308	20	18	3,358	.502	115.8
12. Don Zwisler (1965-68)	27	501	229	34	20	3,297	.457	122.1
13. Mic Hutton (1969-71)	29	439	185	28	25	3,142	.421	108.3
14. Eric Schoch (1971-73)	30	406	215	28	22	2,937	.530	97.9
15. Jeff Sweitzer (1988-91)	27	408	189	25	17	2,744	.463	101.6
16. Marcel Weems (1991-93)	27	387	184	20	8	2,736	.475	101.3
17. John Stone (1956-59)	30	395	191	30	16	2,270	.484	75.7

## SEASON PASSING YARDS

Player	G	Att	Cmp	Int	TD	Yards	Pct	YPG
1. Charlie Frye (2003)	12	421	273	9	22	3,549	.648	295.8
2. Luke Getsy (2005)	13	525	278	12	23	3,455	.529	265.8
3. Dalton Williams (2012)	12	522	326	16	25	3,387	.625	282.2
4. Charlie Frye (2002)	12	380	250	9	15	2,824	.658	235.3
5. Chris Jacquemain (2008)	12	399	231	14	20	2,748	.579	229.0
6. Luke Getsy (2006)	12	380	119	11	18	2,662	.524	221.8
7. Charlie Frye (2004)	11	346	220	8	18	2,623	.636	238.5
8. Kyle Pohl (2013)	12	402	225	10	14	2,438	.560	203.2
9. Kato Nelson (2018)	11	178	342	8	15	2,329	.520	211.7
10. James Washington (2000)	11	283	143	11	17	2,319	.505	210.8
11. Thomas Woodson (2015)	13	307	162	11	16	2,202	.528	169.4
12. Kyle Pohl (2014)	10	383	208	8	9	2,189	.543	218.9
13. Mike Johnson (1988)	11	299	142	15	11	2,170	.475	197.3
14. Thomas Woodson (2016)	8	242	146	6	18	2,079	.603	259.9
15. Charlie Frye (2001)	11	289	170	6	9	2,053	.588	186.6
16. Don Zwisler (1968)	10	244	135	14	13	2,012	.553	201.2
17. James Washington (1998)	11	300	148	7	8	1,958	.493	178.0
18. James Washington (1999)	11	240	131	9	12	1,896	.546	172.4
19. <b>Kato Nelson (2019)</b>	<b>10</b>	<b>280</b>	<b>151</b>	<b>6</b>	<b>11</b>	<b>1,820</b>	<b>.539</b>	<b>182.0</b>
20. Mike Johnson (1989)	11	299	139	11	9	1,819	.465	165.4

## TOP SINGLE-GAME PASSING TOTALS

Yards	Player (Att-Comp-Int-TD)	Opponent
1. 455	Luke Getsy (59-34-0-4)	vs. Memphis, 12-26-05
2. 446	Dalton Williams (42-32-1-4)	vs. Miami (Ohio), 9-29-12
446	Dalton Williams (48-37-1-3)	vs. Morgan State, 9-15-12
4. 436	Charlie Frye (43-26-0-3)	vs. Miami (Ohio), 11-20-04
5. 416	Charlie Frye (34-27-0-2)	at Central Michigan, 11-8-03
6. 413	Luke Getsy (50-30-1-1)	vs. Northern Illinois, 12-1-05
7. 407	Thomas Woodson (32-23-1-6)	vs. VMI, 9-3-16
407	Charlie Frye (46-36-0-3)	vs. Kent State, 8-28-03
9. 406	Luke Getsy (39-20-0-5)	vs. Northern Illinois, 9-24-05
10. 399	Charlie Frye (44-31-1-2)	vs. Middle Tennessee State, 9-11-04
11. 389	Chris Jacquemain (41-23-1-4)	at Western Michigan, 10-6-07
12. 379	Thomas Woodson (32-21-0-4)	at Marshall, 9-17-16
13. 375	Luke Getsy (46-25-3-3)	at Central Michigan, 9-16-06
14. 372	Charlie Frye (49-31-2-1)	at Wisconsin, 9-6-03
15. 362	Charlie Frye (41-26-1-1)	at Buffalo, 9-27-03

# PASSING RECORDS

ZIPS RISE TOGETHER

- |     |     |                                |                                 |
|-----|-----|--------------------------------|---------------------------------|
| 16. | 359 | <b>Kato Nelson (44-25-0-2)</b> | <b>vs. UAB, 9-7-19</b>          |
| 17. | 356 | Kato Nelson (41-24-1-4)        | at Ohio, 11-23-18               |
| 18. | 353 | Thomas Woodson (43-31-2-3)     | vs. Appalachian State, 9-24-16  |
| 19. | 348 | Charlie Frye (46-29-0-2)       | vs. Miami (Ohio), 9-28-02       |
| 20. | 347 | Brian Magrell (40-25-2-1)      | at Ball State, 11-12-94         |
| 21. | 344 | Charlie Frye (37-29-2-2)       | at Eastern Michigan, 10-5-02    |
| 22. | 339 | Jeff Sweitzer (46-22-3-1)      | at Youngstown State, 9-29-90    |
| 23. | 337 | Thomas Woodson (40-27--0-2)    | at Ball State, 10-22-16         |
| 24. | 336 | Charlie Frye (47-27-1-1)       | at Virginia, 9-21-02            |
| 25. | 332 | Dalton Williams (51-34-4-1)    | vs. Massachusetts, 11-10-12     |
| 26. | 329 | Dalton Williams (51-31-2-2)    | at Central Michigan, 10-27-12   |
| 27. | 326 | Kyle Pohl (27-40-0-2)          | vs. Eastern Michigan, 10-4-14   |
| 28. | 324 | James Washington (28-12-2-3)   | vs. Northern Illinois, 10-14-00 |
| 29. | 322 | Kato Nelson (38-22-0-4)        | vs. Ohio, 11-14-17              |
|     | 322 | Charlie Frye (45-28-2-3)       | vs. Marshall, 11-5-04           |
| 31. | 321 | Kyle Pohl (43-27-2-3)          | vs. Louisiana, 9-21-13          |
| 32. | 319 | Luke Getsy (43-23-3-2)         | at MTSU, 9-17-05                |
| 33. | 318 | Mike Johnson (43-18-2-1)       | at Eastern Illinois, 10-14-89   |
| 34. | 316 | Thomas Woodson (33-17-1-2)     | vs. Toledo, 11-2-16             |
| 35. | 313 | Dalton Williams (54-27-1-5)    | at Florida Int., 9-8-12         |
|     | 313 | Charlie Frye (33-21-0-2)       | vs. Eastern Michigan, 11-24-01  |
| 37. | 312 | Dalton Williams (41-30-0-2)    | at Kent State, 11-3-12          |
|     | 312 | Don Zwisler (33-22-1-3)        | at Youngstown State, 11-22-68   |
| 39. | 311 | Kyle Pohl (49-25-2-2)          | at Michigan, 9-14-13            |
| 40. | 309 | Charlie Frye (31-21-0-2)       | at Miami (Ohio), 10-13-01       |
| 41. | 308 | Kyle Pohl (36-23-0-4)          | vs. Howard, 8-28-14             |
|     | 308 | Mic Hutton (26-15-2-3)         | vs. Youngstown State, 11-8-69   |
| 43. | 307 | Charlie Frye (38-27-0-1)       | vs. Central Florida, 10-18-03   |
|     | 307 | Mic Hutton (28-15-1-3)         | at Butler, 9-15-69              |
|     | 307 | Don Zwisler (26-15-1-2)        | vs. Baldwin-Wallace, 11-9-68    |
| 46. | 304 | Kyle Pohl (31-62-3-0)          | vs. Bowling Green, 11-4-14      |
|     | 304 | James Washington (38-16-1-2)   | at Ohio, 10-17-98               |
| 48. | 303 | Charlie Frye (33-22-1-1)       | vs. Eastern Michigan, 9-13-03   |
| 49. | 301 | Tom Boggs (29-17-1-4)          | at Ohio Wesleyan, 10-13-56      |



**Dalton Williams**

**MOST PASS ATTEMPTS - GAME**

	Att	Player	Opponent
1.	62	Kyle Pohl	vs. Bowling Green, 11-4-14
2.	59	Luke Getsy	vs. Memphis, 12-26-05
3.	57	Luke Getsy	vs. Central Michigan, 10-1-05
4.	56	Kyle Pohl	at Northern Illinois, 10-12-13
5.	54	Dalton Williams	at Florida International, 9-8-12
6.	53	Dalton Williams	at Ohio, 10-13-12
7.	51	Dalton Williams	vs. Massachusetts, 11-10-12
	51	Dalton Williams	at Central Michigan, 10-27-12
	51	Marco Burnette	at Muskingum, 10-19-60
10.	50	Dalton Williams	vs. Bowling Green, 10-6-12
	50	Dalton Williams	vs. Central Florida, 8-30-12
	50	Luke Getsy	vs. Northern Illinois, 12-1-05
13.	49	Kyle Pohl	at Michigan, 9-14-13
	49	Dalton Williams	at Tennessee, 9-22-12
	49	Charlie Frye	at Wisconsin, 9-6-03
16.	48	Dalton Williams	vs. Morgan State, 9-15-12
	47	Charlie Frye	at Virginia, 9-21-02
18.	46	Luke Getsy	at Ohio, 11-16-06
	46	Luke Getsy	at Central Michigan, 9-16-06
	46	Charlie Frye	vs. Kent State, 8-28-03
	46	Charlie Frye	vs. Miami (Ohio), 9-28-02
	46	Jeff Sweitzer	at Youngstown State, 9-29-90



**Kato Nelson**



# PASSING RECORDS

## MOST PASS COMPLETIONS - GAME

	Comp	Player	Opponent
1.	37	Dalton Williams	vs. Morgan State, 9-15-12
2.	36	Charlie Frye	vs. Kent State, 8-28-03
3.	34	Dalton Williams	vs. Massachusetts, 11-10-12
	34	Luke Getsy	vs. Memphis, 12-26-05
5.	32	Dalton Williams	vs. Ohio, 10-13-12
	32	Dalton Williams	vs. Miami (Ohio), 9-29-12
7.	31	Thomas Woodson	vs. Appalachian State, 9-24-16
	31	Kyle Pohl	vs. Bowling Green, 11-4-14
	31	Dalton Williams	at Central Michigan, 10-27-12
	31	Charlie Frye	vs. Middle Tennessee State, 9-11-04
	31	Charlie Frye	at Wisconsin, 9-6-03
12.	30	Dalton Williams	at Kent State, 11-3-12
	30	Dalton Williams	vs. Central Florida, 8-30-12
	30	Luke Getsy	vs. Northern Illinois, 12-2-05
	30	Luke Getsy	vs. Central Michigan, 10-1-05
16.	29	Dalton Williams	vs. Bowling Green, 10-6-12
	29	Charlie Frye	at Penn State, 9-4-04
	29	Charlie Frye	vs. Miami (Ohio), 9-28-02
	29	Charlie Frye	at Eastern Michigan, 10-5-02
	29	Charlie Frye	at Central Florida, 10-26-02
21.	28	Charlie Frye	vs. Marshall, 11-5-04
22.	27	Thomas Woodson	at Ball State, 10-22-16
	27	Kyle Pohl	vs. Eastern Michigan, 10-4-14
	27	Kyle Pohl	vs. Louisiana, 9-21-13
	27	Dalton Williams	at Tennessee, 9-22-12
	27	Dalton Williams	at Florida International, 9-8-12
	27	Charlie Frye	at Central Michigan, 11-8-03
	27	Charlie Frye	vs. Central Florida, 10-18-03
	27	Charlie Frye	at Virginia, 9-21-02

## LONGEST PASS PLAYS

	Yards	Players	Opponent
1.	92	Tom Kot to Greg Thurman	at Indiana State, 11-2-74
2.	91	Thomas Woodson to Jerome Lane	vs. Toledo, 11-2-16
3.	<b>87</b>	<b>Kato Nelson to Timothy Scippio</b>	<b>vs. Eastern Michigan, 11-12-19</b>
	87	Marcel Weems to Jeff Blakely	at Temple, 10-23-93
4.	85	James Washington to Jake Schifino	vs. Buffalo, 11-11-00;
	85	Marion Rossi to John Verdon	vs. Mount Union, 10-17-53
6.	84	Andy Kubik to Cornel Penland	at Louisville, 10-24-87
7.	80	Alex Allen to Andre Jones	at Northern Illinois, 10-31-09
	80	James Washington to Lavel Bailey	vs. Northern Illinois, 10-14-00
	80	Mic Hutton to Jack Beidleman	vs. Tampa, 9-20-69
10.	79	Luke Getsy to Dennis Kennedy	vs. Northern Illinois, 9-24-05
	79	Brett Biggs to Jason Montgomery	at Purdue, 9-10-05
	79	Jeff Sweitzer to Harold Robinson	at Temple, 9-23-91
	79	Vernon Stewart to Willie Davis	vs. Eastern Ky., 9-22-84
14.	78	Luke Getsy to Jason Montgomery	vs. Northern Illinois, 9-24-05
15.	77	Luke Getsy to David Harvey	vs. Buffalo, 11-9-06
	77	Kyle Pohl to Zach D'Orazio	vs. Louisiana, 9-21-13
	77	James Washington to Lavel Bailey	vs. Western Michigan, 10-30-99
	77	Greg Gromek to Devon Scott	vs. Bowling Green 11-2-96
19.	75	James Washington to Jake Schifino	vs. Ohio, 10-9-99
	75	Eric Schoch to Mac Thomas	vs. Youngstown State, 10-20-73
21.	74	Charlie Frye to Brett Biggs	vs. Miami (Ohio), 11-20-04
22.	73	Mike Junko to Lew Lawhorn	at Central Michigan, 9-2-95
23.	72	Thomas Woodson to Jerome Lane	at Louisiana, 9-26-15
	72	Luke Getsy to Jabari Arthur	vs. Memphis, 12-26-05
	72	Charlie Frye to Matt Cherry	at Miami (Ohio), 10-13-01
	72	James Washington to Jake Schifino	at Ohio, 10-17-98;
	72	Don Zwisler to Dan Ruff	at Eastern Kentucky, 10-19-68
	72	John Cistone to Buster Rizzo	vs. Case Tech, 9-22-51
29.	71	Kato Nelson to Kwadarrius Smith	vs. Ohio, 11-14-17
	71	James Washington to Lavel Bailey	vs. Bowling Green, 10-16-99
	71	Eric Schoch to Mac Thomas	at Northern Michigan, 10-13-73
32.	70	Luke Getsy to David Harvey	at Cincinnati, 10-7-06
	70	James Washington to Jake Schifino	vs. Northern Illinois, 10-14-00
	70	Vernon Stewart to Willie Davis	vs. Eastern Michigan, 9-21-85
	70	M. Bezbatchenko to Terry Cameron	at Western Illinois, 9-9-78
	70	James Washington to Jake Schifino	vs. Northern Illinois, 10-14-00



**Thomas Woodson**

# RECEIVING RECORDS

## RECEPTIONS

Game	15 by Jabari Arthur	at Western Michigan, 10-6-07
Season	86 by Jabari Arthur	2007
Career	184 by Jabari Arthur	2004-07

## YARDS GAINED

Game	223 by Jabari Arthur (15 rec) <b>217 by Dustin Burkhardt (8 rec)</b>	at Western Michigan, 10-6-07 <b>vs. UAB, 9-7-19</b>
	201 by Lavel Bailey (12 rec)	vs. Marshall, 9-5-98
Season	1,210 by Domenik Hixon (75 rec)	2005
Career	2,653 by Jabari Arthur (184 rec)	2004-07

## HIGHEST AVERAGE GAIN PER RECEPTION

Game (Min. 5)	39.0 by Dan Ruff (5 for 195)	vs. Ball State, 10-4-69
Season (Min. 30)	22.9 by Dan Ruff (33 for 757)	1969
Career (Min. 75)	19.9 by Dan Ruff (127 for 2,531)	1967-70

## TOUCHDOWN RECEPTIONS

Game	4 by Dan Ruff	vs. Ball State, 1969
	3 by several	(last by JoJo Natson vs. VMI, 9-3-16)
Season	11 by Dan Ruff	1968
	10 by JoJo Natson	2016
	10 by Jabari Arthur	2007
	10 by David Harvey	2006
	10 by Dan Ruff	1969
	9 by Jerrod Dillard	2012
	9 by Lavel Bailey	1999
Career	27 by Dan Ruff	1967-70
	21 by Lavel Bailey	1997-2000
	17 by Jabari Arthur	2004-07
	15 by Mac Thomas	1970-73

## MOST RECEPTIONS BY A RUNNING BACK

Game	10 by DeShawn Brown	at Ball State, 11-12-94
Season	65 by Brett Biggs	2005
	39 by Dennis Kennedy	2006
	38 by Jawon Chisholm	2012
	38 by Brandon Payne	2002
Career	97 by Brett Biggs	2004-05
	93 by Dennis Kennedy	2004-08
	87 by Brandon Payne	1999-2002

## YEAR-BY-YEAR LEADERS

Year	Player	G	No.	Yards	YPC	TD	RPG
2019	Nate Stewart	12	37	529	14.3	3	3.1
2018	Andre Williams	11	46	649	14.1	6	4.2
2017	Tra'Von Chapman	14	53	475	9.0	2	3.8
2016	Jerome Lane	12	62	1,018	16.4	6	5.2
2015	Imani Davis	13	46	593	12.9	3	3.5
2014	Zach D'Orazio	12	62	658	10.6	1	5.2
2013	Zach D'Orazio	12	42	567	13.5	4	3.5
2012	Marquelo Suel	12	76	820	10.8	5	6.3
2011	Keith Sconiers	12	47	639	13.6	5	3.9
2010	Jeremy LaFrance	10	43	534	12.4	6	4.3
2009	Andre Jones	7	33	553	16.8	4	4.7
2008	Deryn Bowser	12	64	785	12.3	4	5.3
2007	Jabari Arthur	12	86	1,171	13.6	10	7.2

2006	David Harvey	12	43	914	21.3	10	3.8
2005	Domenik Hixon	13	75	1,210	16.1	8	5.8
2004	Domenik Hixon	11	66	882	13.4	6	6.0
2003	Matt Cherry	12	66	904	13.7	4	5.5
2002	Miquel Irvin	12	53	535	10.1	1	4.4
2001	Matt Cherry	11	48	630	13.1	3	4.4
2000	Lavel Bailey	11	44	876	19.9	8	4.4
1999	Lavel Bailey	11	42	941	22.4	9	3.8
1998	Lavel Bailey	11	41	558	13.6	1	3.7
1997	Willie Spencer	11	43	521	12.1	2	3.9
1996	Devon Scott	11	30	399	13.3	1	2.7
1995	Eddie Alford	9	46	591	11.8	3	5.1
1994	DeShawn Brown	11	20	255	12.8	1	1.8
1993	Kenny Chapman	10	31	636	20.5	4	3.1
1992	Kenny Chapman	11	36	581	16.1	1	3.3
1991	Harold Robinson	11	37	779	21.1	3	3.4
1990	Bradford Jones	11	17	221	13.0	1	1.5
1989	Leonard Thomas	11	28	359	12.8	2	2.5
1988	Leonard Thomas	11	44	654	14.9	5	4.0
1987	Kurt Latell	11	35	466	13.3	1	3.2
1986	Chris Kelley	11	31	480	15.5	4	2.8
1985	Willie Davis	11	52	814	15.6	5	4.7
1984	Willie Davis	11	51	878	17.2	2	4.6
1983	Rick Bailey	11	33	536	16.2	5	3.0
1982	Rick Bailey	11	33	555	16.8	2	3.0
1981	James White	10	26	371	14.3	0	2.6
1980	Pat Snow	11	29	392	13.5	3	2.6
1979	James White	11	38	489	12.9	5	3.5
1978	James White	11	25	312	12.5	1	2.3
1977	Ron Fuller	11	20	350	17.5	1	1.8
1976	Glenn Evans	10	29	393	13.6	4	2.9
1975	Glenn Evans	11	32	458	14.3	2	2.9
1974	Ron Fuller	10	26	406	15.6	2	2.4
1973	Mac Thomas	11	37	713	19.3	6	3.4
1972	Mac Thomas	9	28	428	15.3	2	3.1
1971	Mac Thomas	10	31	597	19.2	7	3.1
1970	Dan Ruff	10	37	676	18.3	5	3.7
1969	Dan Ruff	10	33	757	22.9	10	3.3
1968	Dan Ruff	10	52	1,041	20.0	11	5.2
1967	Jerry Malizia	9	13	268	20.6	1	1.4
1966	Tom Flaherty	9	11	139	12.6	0	1.2
1965	Craig Hartz	9	26	241	9.3	1	2.9
1964	Ray Glinsky	9	31	446	14.3	2	3.4
1963	Ray Glinsky	9	26	562	21.6	4	2.9
1962	Ray Glinsky	9	17	211	12.4	2	1.9
1961	Tom Adolph	8	13	313	24.1	2	1.6
1960	Jim Lupori	9	39	422	10.8	1	4.3
1959	Bruce Mackey	9	22	287	13.0	1	2.4
1958	John Rainey	9	15	155	10.3	1	1.7
1957	John Rainey	9	12	206	17.2	4	1.3
1956	Gene White	9	15	238	15.9	2	1.7
1955	Gene White	8	15	186	12.4	2	1.9
1954	John Verdon	8	30	468	15.6	1	3.8

ZIPS RISE TOGETHER

# RECEIVING RECORDS

## CAREER RECEPTIONS LEADERS

Player	G	No.	Yards	YPC	TD	RPG
1. Jabari Arthur (2004-07)	45	184	2,653	14.4	17	4.1
2. Matt Cherry (2000-03)	41	149	1,997	13.4	10	3.6
3. Domenik Hixon (2002-05)	24	141	2,092	14.8	14	5.9
4. Lavel Bailey (1997-2000)	44	138	2,577	18.7	21	3.1
5. Jake Schifino (1998-2001)	42	131	1,986	15.2	10	3.1
6. Dan Ruff (1967-70)	37	127	2,531	19.9	27	3.4
7. Keith Sconiers (2010-14)	43	114	1,366	12.0	6	2.7
8. Marquelo Suel (2011-12)	21	110	1,237	11.2	9	5.2
9. James White (1977-81)	35	106	1,367	12.9	6	3.0
10. Willie Davis (1983-85)	31	104	1,718	16.5	7	3.4
11. Miquel Irvin (2002-03)	24	103	1,123	10.9	4	4.3
12. Jerome Lane (2014-16)	25	101	1,800	17.8	14	4.0
13. Brett Biggs (2004-05)	24	97	956	9.8	6	4.0
14. Mac Thomas (1970-73)	35	96	1,738	18.1	15	2.7
15. Dennis Kennedy (2005-08)	46	93	745	8.0	2	2.0

## CAREER RECEIVING YARDS LEADERS

Player	G	No.	Yards	YPC	TD	RPG
1. Jabari Arthur (2004-07)	45	184	2,653	14.4	17	4.1
2. Lavel Bailey (1997-2000)	44	138	2,577	18.7	21	3.1
3. Dan Ruff (1967-70)	37	127	2,531	19.9	27	3.4
4. Domenik Hixon (2002-05)	24	141	2,092	14.8	14	5.9
5. Matt Cherry (2000-03)	41	149	1,997	13.4	10	3.6
6. Jake Schifino (1998-2001)	42	131	1,986	15.2	10	3.1
7. Jerome Lane (2014-16)	25	101	1,800	17.8	14	4.0
8. Mac Thomas (1970-73)	35	96	1,738	18.1	15	2.7
9. Willie Davis (1983-85)	31	104	1,718	16.5	7	3.4
10. Ron Fuller (1974-77)	45	87	1,531	17.6	6	1.9

## SEASON RECEPTIONS LEADER

Player	G	No.	Yards	YPC	TD	RPG
1. Jabari Arthur (2007)	12	86	1,171	13.6	10	7.2
2. Marquelo Suel (2012)	12	76	820	10.8	5	6.3
3. Domenik Hixon (2005)	13	75	1,210	16.1	8	5.8
4. Domenik Hixon (2004)	11	66	882	13.4	6	6.0
Matt Cherry (2003)	12	66	904	13.7	4	5.5
6. Brett Biggs (2005)	13	65	535	8.2	4	5.0
7. Deryn Bowser (2008)	12	64	785	12.3	4	5.3
8. Jerome Lane (2016)	12	62	1,018	16.4	6	5.2
9. Zach D'Orazio (2014)	12	62	658	10.6	1	5.2
10. Nick Sparks (2003)	12	57	740	13.0	4	4.8
11. Tra'Von Chapman (2017)	14	53	475	9.0	2	3.8
Miquel Irvin (2002)	12	53	535	10.1	1	4.4
13. Willie Davis (1985)	11	52	814	15.6	5	4.7
Dan Ruff (1968)	10	52	1,041	20.0	11	5.2
15. Willie Davis (1984)	11	51	878	17.2	2	4.6
16. Miquel Irvin (2003)	12	50	588	11.8	3	4.2
17. L.T. Smith (2012)	12	48	509	10.6	3	4.0
Dee Frieson (2012)	12	48	400	8.3	4	4.0
Jason Montgomery (2005)	12	48	702	14.6	7	3.7
Matt Cherry (2001)	11	48	630	13.1	3	4.4



Jabari Arthur

ZIPS RISE TOGETHER

## SEASON RECEIVING YARDS

Player	G	No.	Yards	YPC	TD	RPG
1. Domenik Hixon (2005)	13	75	1,210	16.1	8	5.8
2. Jabari Arthur (2007)	12	86	1,171	13.6	10	7.2
3. Dan Ruff (1968)	10	52	1,041	20.0	11	5.2
4. Jerome Lane (2016)	12	62	1,018	16.4	6	5.2
5. Lavel Bailey (1999)	11	42	941	22.4	9	3.8
6. David Harvey (2006)	12	43	914	21.3	10	3.6
7. Matt Cherry (2003)	12	66	904	13.7	4	5.5
8. Domenik Hixon (2004)	11	66	882	13.4	6	6.0
9. Willie Davis (1984)	11	51	878	17.2	2	4.6
10. Lavel Bailey (2000)	11	44	876	19.9	8	4.0

## SINGLE-GAME RECEPTIONS LEADERS

Rec.	Player	Opponent
1. 15	Jabari Arthur	at Central Michigan, 10-6-07
2. 13	Domenik Hixon	vs. Marshall, 11-5-04
13	Willie Davis	at Kent State, 9-1-84
13	Jim Lupori	at Muskingum, 10-29-60
5. 12	Marquelo Suel	at Tennessee, 9-22-12
12	Matt Cherry	vs. Miami (Ohio), 9-28-02
12	Lavel Bailey	vs. Marshall, 9-5-98
8. 11	Marquelo Suel	at Kent State, 11-3-12
11	Marquelo Suel	vs. Central Michigan, 10-29-11
11	Jabari Arthur	vs. Army, 9-1-07
11	Matt Cherry	at Miami (Ohio), 10-13-01
11	Eddie Alford	at Western Michigan, 10-7-95
11	Willie Davis	at Austin Peay, 11-23-85
11	James White	vs. Indiana State, 9-29-79
11	Bob Clayton	at Temple, 9-22-73
16. 10	JoJo Natson	vs. Appalachian State, 9-24-16
10	Jerome Lane	vs. VMI, 9-3-16
10	Zach D'Orazio	vs. Massachusetts, 11-18-14
10	L.T. Smith	vs. Eastern Michigan, 10-4-14
10	Marquelo Suel	vs. Massachusetts 11-10-12
10	Domenik Hixon	vs. Central Michigan, 10-1-05
10	Jason Montgomery	vs. Middle Tennessee State, 9-11-04
10	Miquel Irvin	vs. Kent State, 8-28-03
10	DeShawn Brown	at Ball State, 11-12-94

# RECEIVING RECORDS

**ALL-TIME 100-YARD GAMES**

	Yards	Player (Rec.)	Opponent
1.	223	Jabari Arthur (15)	at Western Michigan, 10-6-07
2.	<b>217</b>	<b>Dustin Burkhardt (8)</b>	<b>vs. UAB, 9-7-19</b>
3.	201	Willie Davis (13)	at Kent State, 9-1-84
4.	196	Jerome Lane (10)	vs. VMI, 9-3-16
5.	195	Dan Ruff (5)	vs. Ball State, 10-4-69
6.	192	Domenik Hixon (13)	vs. Marshall, 11-5-04
7.	189	Matt Cherry (11)	at Miami (Ohio), 10-13-01
8.	184	Harold Robinson (8)	at Temple, 11-23-91
9.	180	Jabari Arthur (8)	vs. Memphis, 12-26-05
	180	Dan Ruff (7)	vs. Youngstown State, 11-8-69
11.	177	Jerome Lane (6)	vs. Toledo, 11-2-16
12.	169	Domenik Hixon (9)	at Middle Tennessee, 9-17-05
13.	165	Willie Davis (13)	at Kent State, 9-1-84
14.	163	Dan Ruff (6)	at Butler, 9-15-69
15.	160	Harold Robinson (8)	at East Carolina, 10-5-91
16.	156	Lavel Bailey (4)	vs. Northern Illinois, 10-14-00
	156	Jerry Malizia (4)	at Temple, 11-18-67
18.	155	Lew Lawhorn (7)	at Virginia Tech, 10-14-95
19.	154	Keith Sconiers (8)	vs. VMI, 9-24-11
	154	Andre Jones (6)	at Northern Illinois, 10-31-09
	154	Matt Cherry (12)	vs. Miami (Ohio), 9-28-02
	154	DeShawn Brown (10)	at Ball State, 11-12-94
23.	153	Lavel Bailey (4)	at Miami (Ohio), 11-6-99
24.	151	Willie Davis (11)	at Austin Peay, 11-23-85
25.	150	Matt Cherry (7)	vs. Kent State, 8-28-03
26.	149	Dan Ruff (7)	vs. Illinois State, 11-2-68
27.	148	Dan Ruff (7)	at Youngstown State, 11-22-68
28.	147	Glenn Evans (7)	vs. Morehead State, 9-18-76
29.	146	Cornel Penland (5)	at Louisville, 10-24-87
30.	145	Lavel Bailey (4)	vs. Western Michigan, 10-30-99
	145	Ray Glinsky (4)	at Wooster, 10-19-63
32.	144	Domenik Hixon (8)	vs. Northern Illinois, 12-1-05
33.	143	David Harvey (6)	vs. Buffalo, 11-9-06
	143	Lavel Bailey (7)	at Navy, 10-23-99
35.	142	Nick Sparks (7)	at Miami (Ohio), 10-4-03
36.	141	Eddie Alford (9)	vs. Eastern Michigan, 9-2-95
37.	138	Domenik Hixon (10)	vs. Central Michigan, 10-1-05
38.	137	Keith Sconiers (7)	vs. Cincinnati, 9-17-11
	137	Jabari Arthur (8)	at Central Michigan, 9-16-06
	137	Nick Sparks (8)	at Central Michigan, 11-8-03
	137	Kenny Chapman (6)	vs. Kent State, 9-11-93
42.	136	Jake Schifino (4)	vs. Buffalo, 11-11-00
	136	Leonard Thomas (9)	at Northern Illinois, 9-3-88
	136	Willie Davis (6)	at Bowling Green, 9-28-85
	136	Ron Fuller (9)	at Marshall, 10-20-76
46.	135	Eddie Alford (11)	at Western Michigan, 10-7-95
47.	134	Jerome Lane (9)	vs. Appalachian State, 9-24-16
	134	JoJo Natson (7)	at Marshall, 9-17-16
	134	Rick Bailey (5)	at Youngstown State, 9-4-82
	134	Glenn Evans (8)	vs. Temple, 10-18-75
51.	133	David Harvey (5)	at Central Michigan, 9-16-06
	133	Jeff Blakely (3)	at Temple, 10-23-93
53.	132	Kwadarrus Smith (3)	vs. Ohio, 11-14-17
54.	131	Matt Cherry (8)	at Buffalo, 9-27-03
	131	Lavel Bailey (6)	vs. Central Florida, 9-16-00
56.	130	Wayne Sovlansky (6)	vs. Butler, 9-19-70
57.	129	Andre Williams (8)	vs. Northern Illinois, 11-1-18
	129	Jabari Arthur (8)	vs. Ohio, 11-7-07
	129	Harold Robinson (3)	at Rutgers, 10-27-90
60.	128	David Harvey (3)	at North Carolina State, 9-9-06
61.	127	Brett Biggs (5)	vs. Miami (Ohio), 11-20-04
	127	Mac Thomas (8)	at Temple, 9-22-73
63.	126	Jeremy LaFrance (8)	vs. Kent State, 11-7-09
	126	Jim Lupori (13)	at Muskingum, 10-29-60
65.	125	L.T. Smith (5)	at Michigan, 9-14-13

	125	Jabari Arthur (11)	vs. Army, 9-1-07
	125	Jason Montgomery (7)	vs. Miami (Ohio), 11-20-04
	125	John Verdon (5)	vs. Denison, 10-23-54
69.	124	Lavel Bailey (8)	vs. Eastern Michigan, 11-14-98
	124	Kenny Chapman (3)	vs. Eastern Michigan, 11-6-93
71.	123	Jake Schifino (3)	vs. Miami (Ohio), 9-30-00
	123	Kenny Chapman (7)	at Western Michigan, 9-18-93
	123	Joe Richardson (3)	at Ohio Wesleyan, 10-6-62
74.	122	Lavel Bailey (5)	at Eastern Michigan, 9-25-99
	122	Devon Scott (5)	vs. Bowling Green, 11-2-96
	122	Dan Ruff (6)	at Indiana State, 11-2-74
77.	121	Lavern Bass (6)	vs. Temple, 11-7-92
78.	120	Bob Smith (7)	at Western Michigan, 9-5-87
79.	119	Jalil Carter (7)	vs. Miami (Ohio), 11-17-10
	119	Jack Beidleman (5)	vs. Youngstown State, 11-8-69
81.	118	Imani Davis (7)	vs. Buffalo, 11-21-15
	118	Andrew Pratt (3)	vs. James Madison, 9-7-13
	118	Jabari Arthur (7)	at Indiana, 9-15-07
	118	Domenik Hixon (9)	vs. Miami (Ohio), 11-20-04
	118	Jason Montgomery (10)	vs. Middle Tennessee State, 9-11-04
86.	117	Zach D'Orazio (9)	at Ohio, 10-18-14
	117	L.T. Smith (10)	vs. Eastern Michigan, 10-4-14
	117	Deryn Bowser (8)	vs. Ball State, 9-13-08
89.	116	Domenik Hixon (7)	vs. Middle Tennessee State, 9-11-04
	116	Tom Flaherty (7)	vs. Butler, 11-6-65
91.	115	Kwadarrus Smith (4)	vs. Northern Illinois, 11-1-18
	115	Jerome Lane (7)	at Marshall, 9-17-16
	115	Matt Cherry (8)	at Central Michigan, 11-8-03
	115	Miquel Irvin (6)	vs. Eastern Michigan, 9-23-03
	115	Joe Little (6)	at Youngstown State, 9-29-90
	115	Greg Thurman (3)	at Indiana State, 11-2-74
97.	114	Kwadarrus Smith (3)	vs. Toledo, 12-2-17
	114	Andre Jones (8)	at Bowling Green, 11-20-09
	114	Andre Jones (5)	at Eastern Michigan, 10-18-08
	114	Willie Davis (9)	vs. Morehead State, 10-13-84
101.	113	Harold Robinson (5)	vs. Illinois State, 9-14-91
	113	Jack Beidleman (7)	vs. Eastern Michigan, 10-5-68
103.	112	Marquelo Suel (11)	vs. Central Michigan, 10-29-11
	112	Lavel Bailey (5)	vs. Bowling Green, 10-16-99
	112	Kenny Chapman (6)	vs. Youngstown State, 11-14-92
106.	111	Zach D'Orazio (4)	vs. Louisiana, 9-21-13
	111	Jabari Arthur (8)	vs. Central Michigan, 11-23-07
	111	Lavel Bailey (5)	vs. Buffalo, 11-11-00
	111	Rick Bailey (3)	vs. Youngstown State, 11-5-83
	111	Bob Clayton (11)	at Temple, 9-22-73
111.	109	JoJo Natson (7)	at Ball State, 10-22-16
	109	Jalil Carter (5)	vs. Buffalo, 11-26-10
	109	Matt Cherry (7)	at Connecticut, 10-25-03
114.	108	Lavel Bailey (6)	at Bowling Green, 10-7-00
115.	107	Matt Cherry (5)	vs. Central Michigan, 9-14-02
	107	Harold Robinson (6)	at Central Michigan, 9-21-91
	107	Tom Adolph (8)	at Wittenberg, 11-14-59
118.	106	Willie Spencer (8)	at Marshall, 10-11-97
119.	105	Marquelo Suel (10)	vs. Massachusetts, 11-10-12
	105	Marquelo Suel (8)	vs. Miami (Ohio), 9-29-12
121.	104	Jerome Lane (4)	at Eastern Michigan, 10-10-15
	104	Domenik Hixon (6)	vs. Northern Illinois, 9-24-05
	104	Miquel Irvin (7)	at Eastern Michigan, 10-05-02
124.	103	Kwadarrus Smith (4)	at Troy, 9-23-17
	103	Jeff Blakely (3)	vs. Kent State, 9-11-93
126.	102	Willie Spencer (5)	vs. Central Michigan, 10-4-97
127.	101	Jabari Arthur (4)	vs. Bowling Green, 11-4-06
	101	Miquel Irvin (10)	vs. Kent State, 8-28-03
129.	100	Andre Jones (5)	at Army, 9-20-08

ZIPS RISE TOGETHER

# TOTAL OFFENSE RECORDS

## MOST PLAYS

Game	84 by Thomas Woodson (192 yards)	at Buffalo, 10-27-16
Season	581 by Luke Getsy (3,426 yards)	2005
Career	1,711 by Charlie Frye (11,478 yards)	2001-04

## PLAYS PER GAME

Season	45.9 by Dalton Williams (551, 12 games)	2012
	44.7 by Luke Getsy (581, 13 games)	2005
	44.3 by Charlie Frye (532, 12 games)	2003
Career	40.8 by Luke Getsy (1,019, 25 games)	2005-06
	37.1 by Charlie Frye (1,711, 46 games)	2001-04
	37.0 by Mike Johnson (814, 22 games)	1988-89

## YARDS GAINED

Quarter	239 by Luke Getsy (4th, 15 rushing, 224 passing)	vs. Northern Illinois, 12-1-05
	231 by Luke Getsy (4th, 1 rushing, 231 passing)	vs. Memphis, 12-26-05
	192 by Charlie Frye (2nd, 6 rushing, 186 passing)	at Central Michigan, 11-8-03
	186 by Eric Schoch (4th, 0 rushing, 186 passing)	at Temple, 9-8-73
Half	338 by Luke Getsy (2nd, 1 rushing, 337 passing)	vs. Memphis, 12-26-05
	287 by Luke Getsy (2nd, 2 rushing, 285 passing)	vs. Northern Illinois, 12-1-05
	278 by Charlie Frye (1st, 15 rushing, 263 passing)	at Central Michigan, 11-8-03
	273 by Chris Jacquemain (1st, 1 rushing, 272 passing)	at Western Michigan, 10-6-07
	268 by Charlie Frye (1st, -4 rushing, 272 passing)	vs. Miami (Ohio), 11-20-04
Game	460 by Charlie Frye (44 rushing 416 passing)	at Central Michigan, 11-8-03
Season	3,837 by Charlie Frye (288 rushing 3,549 passing)	2003
Career	11,478 by Charlie Frye (429 rushing, 11,049 passing)	2001-04

## YARDS GAINED PER GAME

Season	319.8 by Charlie Frye (3,837 in 12 games)	2003
	271.8 by Dalton Williams (3,262 in 12 games)	2012
	264.1 by Thomas Woodson (2,113 in 8 games)	2016
Career	249.5 by Charlie Frye (11,478 in 46 games)	2001-04

## YARDS GAINED IN CONSECUTIVE GAMES

2 Games	858 by Luke Getsy (420 vs. Northern Illinois, 438 vs. Memphis)	2005
	786 by Charlie Frye (460 at Central Michigan, 326 vs. Ohio)	2003
3 Games	1,170 by Charlie Frye (384 vs. UCF, 460 at Central Michigan, 326 vs. Ohio)	2003
4 Games	1,449 by Charlie Frye (279 at Miami (Ohio), 384 vs. UCF, 460 at Central Michigan, 326 vs. Ohio)	2003

## TD RESPONSIBILITY (BY RUSHING AND PASSING)

Game	6 by Thomas Woodson (all passing)	vs. VMI, 9-3-16
	5 by Dalton Williams (all passing)	vs. Florida International, 9-8-12
	5 by Luke Getsy (all passing)	vs. Northern Illinois, 9-24-05
	5 by Bobby Hendry (all rushing)	vs. Eastern Michigan, 11-24-01
	5 by Terry Cameron (all rushing)	vs. Northern Iowa, 11-18-78
Season	29 by Charlie Frye (rushed 7, passed 22)	2003
Career	83 by Charlie Frye (rushed 19, passed 64)	2001-04

## YEAR-BY-YEAR LEADERS

Year	Player, Position	Plays	Pass	Rush	Yards
2019	Kato Nelson, QB	389	1,820	121	1,941
2018	Kato Nelson, QB	473	2,329	303	2,632
2017	Thomas Woodson, QB	321	1,777	(-25)	1,752
2016	Thomas Woodson, QB	284	2,079	34	2,113
2015	Thomas Woodson, QB	443	2,202	600	2,802
2014	Kyle Pohl, QB	429	2,189	18	2,207
2013	Kyle Pohl, QB	474	2,438	96	2,534
2012	Dalton Williams, QB	551	3,387	-125	3,262
2011	Clayton Moore, QB	400	1,655	132	1,787
2010	Patrick Nicely, QB	397	1,753	-125	1,628
2009	Patrick Nicely, QB	264	1,349	46	1,395
2008	Chris Jacquemain, QB	454	2,748	46	2,794
2007	Chris Jacquemain, QB	323	1,623	-44	1,579
2006	Luke Getsy, QB	438	2,662	-142	2,520
2005	Luke Getsy, QB	581	3,455	-29	3,426
2004	Charlie Frye, QB	446	2,623	-6	2,617
2003	Charlie Frye, QB	532	3,549	288	3,837
2002	Charlie Frye, QB	482	2,824	125	2,949
2001	Charlie Frye, QB	351	2,053	22	2,075
2000	James Washington, QB	335	2,319	99	2,418
1999	James Washington, QB	322	1,896	40	1,936
1998	James Washington, QB	386	1,958	114	2,072
1997	Greg Lomax, RB	127	0	835	835
1996	Yasin Reeder, RB	168	0	781	781
1995	Mike Junko, QB	188	864	-89	775
1994	Brian Magrell, QB	98	548	65	613
1993	Marcel Weems, QB	316	1,157	298	1,455
1992	Marcel Weems, QB	382	1,383	754	2,137
1991	Jeff Sweitzer, QB	326	1,599	420	2,019
1990	Jeff Sweitzer, QB	255	1,133	322	1,455
1989	Mike Johnson, QB	412	1,819	398	2,217
1988	Mike Johnson, QB	402	2,170	262	2,432
1987	Andy Kubik, QB	370	1,675	20	1,695
1986	Mike Clark, RB	245	0	1,786	1,786
1985	Vernon Stewart, QB	289	1,413	312	1,725
1984	Vernon Stewart, QB	266	1,233	128	1,361
1983	James Black, RB	351	0	1,568	1,568
1982	James Black, RB	306	0	1,188	1,188
1981	Dennis Brumfield, RB	273	0	1,041	1,041
1980	Dennis Brumfield, RB	254	0	1,000	1,000
1979	Paul Winters, RB	318	0	1,298	1,298
1978	Paul Winters, RB	177	0	806	806
1977	Rick Beeman, QB	168	563	-12	551
1976	Marty Bezbatchenko, QB	200	872	172	1,044
1975	Tom Kot, QB	205	965	12	977
1974	Tom Kot, QB	210	1,039	94	1,133
1973	Eric Schoch, QB	297	1,316	468	1,784
1972	Eric Schoch, QB	286	956	361	1,317
1971	Eric Schoch, QB	177	665	405	1,070
1970	Mic Hutton, QB	224	1,058	185	1,243
1969	Mic Hutton, QB	231	1,491	-57	1,434
1968	Don Zwisler, QB	310	2,012	137	2,149
1967	Don Zwisler, QB	238	867	14	881
1966	Ron Tyson, RB	215	0	926	926
1965	Mike Martin, QB	264	1,182	92	1,274
1964	Mike Martin, QB	108	410	34	444
1963	John Lahoski, RB	159	0	766	766
1962	Joe Mackey, QB	107	491	747	738
1961	Joe Mackey, QB	172	607	371	978
1960	Marco Burnette, QB	196	-19	599	580
1959	John Stone, QB	251	1,196	-47	1,149
1958	Art Bailey, RB	158	12	650	662
1957	Art Bailey, RB	133	0	651	651
1956	Tom Boggs, QB	143	810	-36	774
1955	Ben Kimbrough, HB	78	0	792	792
1954	Marion Rossi, QB	59	836	-1	835

# TOTAL OFFENSE RECORDS

ZIPS RISE TOGETHER

## CAREER TOTAL YARDS LEADERS

Player, Position	G	Plays	Pass	Rush	Tot Yds	YPG
1. Charlie Frye, QB (2001-04)	46	1,711	11,049	429	11,478	249.5
2. Thomas Woodson, QB (2014-17)	39	1,223	6,864	740	7,604	194.9
3. James Washington, QB (97-2000)	43	1,192	6,699	325	7,024	163.3
4. Luke Getsy, QB (2005-06)	25	1,019	6,117	-171	5,946	263.5
5. <b>Kato Nelson (2017-present)</b>	<b>31</b>	<b>1,097</b>	<b>5,138</b>	<b>622</b>	<b>5,760</b>	<b>185.8</b>
6. Kyle Pohl, QB (2012-15)	31	1,004	5,128	141	5,269	169.9
7. Vernon Stewart, QB (1983-86)	36	851	3,945	790	4,735	131.5
8. Mike Johnson, QB (1988-89)	22	814	3,989	660	4,649	211.3
9. Chris Jacquemain, QB (2007-09)	23	597	4,371	2	4,373	190.1
10. Mike Clark, TB (1984-86)	32	804	0	4,257	4,257	133.0
11. Eric Schoch, QB (1971-73)	30	760	2,937	1,234	4,171	139.0
12. Marcel Weems, QB (1991-93)	27	741	2,736	1,130	3,866	143.2
13. Don Zwisler, QB (1965-68)	27	690	3,297	268	3,565	132.0
14. Mic Hutton, QB (1969-71)	29	629	3,142	352	3,494	120.5
15. Jeff Sweitzer, QB (1988-91)	27	586	2,744	742	3,486	129.1
16. Jawon Chisholm, RB (2011-14)	46	706	8	3,403	3,411	74.1
17. Patrick Nicely, QB (2009-11)	29	700	3,358	-89	3,269	112.7
18. Dalton Williams, QB (2012)	12	551	3,387	-125	3,262	271.8
19. James Black, TB (1980-83)	31	731	0	3,054	3,054	98.5
20. Jack Beidleman, HB (1967-70)	38	561	0	3,032	3,032	79.8
21. Brandon Payne, RB (1999-02)	39	626	0	2,861	2,861	73.4
22. Bobby Hendry, RB (2000-03)	41	603	0	2,847	2,847	69.4
Billy Mills, HB (1973-76)	42	642	0	2,847	2,847	67.8
24. Paul Winters, HB (1977-79)	29	594	0	2,613	2,613	90.1
25. Dennis Kennedy, RB (2005-08)	46	562	86	2,522	2,608	56.7
26. Dennis Brumfield, TB (1979-81)	31	625	0	2,314	2,314	74.6
27. John Stone, QB (1956-59)	30	458	2,270	-85	2,185	72.8
28. Tom Kot, QB (1974-75)	21	415	2,004	106	2,110	100.5
29. Brett Biggs, RB (2004-05)	24	469	0	2,101	2,101	87.5
30. Joe Mackey, QB (1960-62)	16	363	1,473	572	2,045	127.8

## SEASON TOTAL YARDS

Player, Position	G	Plays	Pass	Rush	Tot Yds	YPG
1. Charlie Frye, QB (2003)	12	532	3,549	288	3,837	319.8
2. Luke Getsy, QB (2005)	13	581	3,455	-29	3,426	263.5
3. Dalton Williams, QB (2012)	12	551	3,387	-125	3,262	271.8
4. Charlie Frye, QB (2002)	12	482	2,824	125	2,949	245.8
5. Thomas Woodson, QB (2015)	13	443	2,202	600	2,802	215.5
6. Chris Jacquemain, QB (2008)	12	454	2,748	46	2,794	232.8
7. Kato Nelson, QB (2018)	11	473	2,329	303	2,632	239.3
8. Charlie Frye, QB (2004)	11	446	2,623	-6	2,617	237.9
9. Kyle Pohl, QB (2013)	12	474	2,483	96	2,534	211.2
10. Luke Getsy, QB (2006)	12	438	2,662	-142	2,520	210.0
11. Mike Johnson, QB (1988)	11	402	2,170	262	2,432	221.1
12. James Washington, QB (2000)	11	335	2,319	99	2,418	219.8
13. Mike Johnson, QB (1989)	11	412	1,819	398	2,217	201.5
14. Kyle Pohl, QB (2014)	10	429	2,189	18	2,207	220.7
15. Don Zwisler, QB (1968)	10	310	2,012	137	2,149	214.9
16. Marcel Weems, QB (1992)	11	382	1,383	754	2,137	194.3
17. Thomas Woodson, QB (2016)	8	284	2,079	34	2,113	264.1
18. Charlie Frye, QB (2001)	11	351	2,053	22	2,075	188.6
19. James Washington, QB (1998)	11	386	1,958	114	2,072	188.4
20. Jeff Sweitzer, QB (1991)	11	326	1,599	420	2,019	183.5
21. <b>Kato Nelson, QB (2019)</b>	<b>10</b>	<b>389</b>	<b>1,820</b>	<b>121</b>	<b>1,941</b>	<b>194.1</b>
22. James Washington, QB (1999)	11	322	1,896	40	1,936	176.0
23. Clayton Moore, QB (2011)	12	400	1,655	132	1,787	148.9
24. Mike Clark, TB (1986)	11	245	0	1,786	1,786	162.4
25. Eric Schoch, QB (1973)	11	297	1,316	468	1,784	162.2

## TOP SINGLE-GAME PERFORMANCES

Yards	Player (passing+rushing)	Opponent
1. 460	Charlie Frye (44 plays, 416+44)	at Central Michigan, 11-8-03
2. 446	Dalton Williams (42 plays, 446+0)	vs. Miami (Ohio), 9-29-12
446	Dalton Williams (48 plays, 446+0)	vs. Morgan State, 9-15-12
4. 438	Luke Getsy (64 plays, 455+17)	vs. Memphis, 12-26-05
5. 420	Thomas Woodson (57 plays, 407+13)	vs. VMI, 9-3-16
420	Luke Getsy (58 plays, 413+7)	vs. Northern Illinois, 12-1-05
7. 415	Charlie Frye (57 plays, 399+16)	vs. Middle Tennessee State, 9-11-04
8. 414	Charlie Frye (46 plays, 407+7)	vs. Kent State, 8-28-03
9. 406	Luke Getsy (39 plays, 406+0)	vs. Northern Illinois, 9-24-05
10. 402	Chris Jacquemain (49 plays, 389+13)	at Western Michigan, 10-6-07
11. 396	Charlie Frye (56 plays, 436-40)	vs. Miami (Ohio), 11-20-04
12. <b>390</b>	<b>Kato Nelson (73 plays, 359+31)</b>	<b>vs. UAB, 9-7-19</b>
13. 384	Charlie Frye (39 plays, 307+77)	vs. Central Fla., 10-18-03
14. 377	Thomas Woodson (50 plays, 379-2)	at Marshall, 9-17-16
377	Brian Magrell (46 plays, 347+30)	at Ball State, 11-12-94
16. 374	Charlie Frye (37 plays, 344+30)	at Eastern Michigan, 10-5-02
17. 371	Kato Nelson (62 plays, 356 + 15)	at Ohio, 11-23-18
18. 364	Kyle Pohl (48 plays, 321+43)	vs. Louisiana, 9-21-13
364	Charlie Frye (30 plays, 362+2)	at Buffalo, 9-27-03
20. 361	Luke Getsy (50 plays, 375-14)	at Central Michigan, 9-16-06
21. 359	Thomas Woodson (71 plays, 338+21)	at Ball State, 10-22-16
359	Thomas Woodson (69 plays, 353+16)	vs. Appalachian State, 9-24-16
359	Charlie Frye (59 plays, 322+37)	vs. Marshall, 11-5-04
24. 356	Kyle Pohl (62 plays, 308+48)	vs. Howard, 8-218-14
25. 352	Charlie Frye (38 plays, 372-20)	at Wisconsin, 9-6-03
26. 345	Charlie Frye (42 plays, 348-3)	vs. Miami (Ohio), 9-28-02
27. 341	Charlie Frye (31 plays, 303+38)	vs. Eastern Michigan, 9-13-03
28. 340	Mike Johnson (55 plays, 318+12)	vs. Northern Illinois, 10-14-89
29. 333	James Washington (34 plays, 324+9)	vs. Northern Illinois, 10-14-00
30. 331	Thomas Woodson (71 plays, 238+93)	at Louisiana, 9-26-15

## MOST PLAYS SINGLE GAME

1. 84	Thomas Woodson	at Buffalo, 10-27-16
2. 79	Kato Nelson	at South Carolina, 12-1-18
3. 74	Kato Nelson	at Kent State, 10-20-18
4. <b>73</b>	<b>Kato Nelson</b>	<b>vs. UAB, 9-7-18</b>
73	Thomas Woodson	vs. Ohio, 10-3-15
6. <b>66</b>	<b>Kato Nelson</b>	<b>vs. Central Michigan, 9-14-19</b>
66	Kato Nelson	vs. Ohio, 11-14-17
8. 65	Kyle Pohl	vs. Bowling Green, 11-4-14
9. 64	Luke Getsy	vs. Memphis, 12-26-05
10. 63	Kyle Pohl	at Northern Illinois, 10-12-13
11. 62	Kyle Pohl	vs. Howard, 8-28-14
12. 61	Thomas Woodson	vs. Central Michigan, 10-31-15
61	Luke Getsy	vs. Central Michigan, 10-1-05
14. <b>60</b>	<b>Zach Gibson</b>	<b>vs. Buffalo, 10-19-19</b>
59	Charlie Frye	vs. Marshall, 11-5-04
59	Charlie Frye	vs. Miami (Ohio), 9-28-02
17. 58	Dalton Williams	at Florida Int., 9-8-12
58	Luke Getsy	vs. Northern Illinois, 12-1-05
58	Charlie Frye	at Virginia, 9-21-02
20. 57	Thomas Woodson	vs. VMI, 9-3-16
57	Dalton Williams	vs. Bowling Green, 10-6-12
57	Charlie Frye	vs. Middle Tennessee State, 9-11-05
23. 56	Dalton Williams	at Ohio, 10-13-12
56	Charlie Frye	vs. Miami (Ohio), 11-20-04
56	Charlie Frye	at Wisconsin, 9-6-03
56	Charlie Frye	vs. Kent State, 8-28-03
27. 55	Carlton Jackson	at Bowling Green, 11-2-07
55	Charlie Frye	at Central Florida, 10-26-02
55	Mike Johnson	at Eastern Illinois, 10-14-89

# PUNT RETURN & KICK RETURN RECORDS



**JoJo Natson**

## LONGEST PUNT RETURNS

85	Domenik Hixon	vs. Ball State, 10-23-04
80	Frank Zazula (15) and Dick Miller (65)	at Toledo, 10-16-37
79	JoJo Natson	at Buffalo, 10-27-16
76	Matt Cherry	vs. Cal Poly, 10-11-03
75	Pat Coughenour (1)/Mike Hatch (74)	vs. Western Illinois, 9-25-71

## MOST YARDS ON PUNT RETURNS

Game	133 by Jeff Sweitzer (4 att)	vs. Northern Arizona, 11-4-89
Season	305 by Matt Cherry (23 att)	2003
Career	535 by Pat Snow (75 returns)	1978-81

## HIGHEST AVERAGE GAIN PER RETURN

Game (Min. 3)	39.0 by Domenik Hixon (3 for 117)	vs. Ball State, 10-23-04
	33.2 by Jeff Sweitzer (4 for 133)	vs. Northern Arizona, 11-4-89
Season (Min. 10)	17.2 by Domenik Hixon (16 for 275)	2004
	16.3 by JoJo Natson (16 for 261)	2016
	16.3 by Matt Cherry (10 for 163)	2001
	16.3 by Jeff Sweitzer (10 for 163)	1989
Career (Min. 30)	13.3 by Matt Cherry (39 for 520)	2000-03

## MOST PUNT RETURNS

Game	9 by Jeff Sweitzer (105 yds)	vs. New Mexico State, 11-5-88
Season	34 by Brian Moran (275 yards)	1985
Career	75 by Pat Snow (535 yards)	1978-81

## MOST PUNT RETURNS FOR TOUCHDOWNS

Game	2 by Jeff Sweitzer	vs. Northern Arizona, 11-4-89
Season	2 by JoJo Natson	2016
	2 by Matt Cherry	2003
	2 by Jeff Sweitzer	1989
Career	3 by Matt Cherry	2000-03
	3 by Jeff Sweitzer	1988-91

## LONGEST PUNT RETURN FOR A TOUCHDOWN

85	Domenik Hixon	vs Ball State, 10-23-04
80	Frank Zazula (15)/Dick Miller (65)	at Toledo, 10-16-37
79	JoJo Natson	at Buffalo, 10-27-16

## LONGEST KICKOFF RETURN

100	Jamie Goodwin	at Connecticut, 10-25-03
100	Ron Brant	at Youngstown State, 9-4-82
100	Hayes Jenkins	at Ohio Wesleyan, 1924

## LONGEST RETURN OFF FREE KICK

89	Alphonso Owen (11)/Andre Jones (78)	at Western Michigan, 10-06-07
----	-------------------------------------	-------------------------------

## YARDS ON KICKOFF RETURNS

Game	180 by Matt Carter (8 att)	at Marshall, 10-27-01
	166 by Jeff Blakely (8 att)	vs. Central Michigan, 10-15-94
Season	867 by Matt Carter (36 att)	2002
	853 by Jamie Goodwin (37 att)	2003
	798 by Dashan Miller (31 att)	2009
	705 by Domenik Hixon (30 att)	2005
	704 by Jalil Carter (34 att)	2010
Career	1,366 by Matt Carter (59 att)	2001-02
	1,279 by Bryan Williams (42 att)	2007-08
	1,232 by Jimmie Gray (60 att)	1998-02
	1,171 by Domenik Hixon (49 att)	2004-05
	1,114 by Dashan Miller (44 att)	2008-09

## HIGHEST AVERAGE GAIN PER KICKOFF RETURN

Game (Min. 2)	78.5 by David Harvey (2 for 157)	vs. North Texas, 9-23-06
	58.5 by Bryan Williams (2 for 117)	vs. Kent State, 9-22-07
Season (Min. 10)	31.9 by Bryan Williams (21 for 670)	2007
	30.0 by David Harvey (17 for 510)	2006
Career (Min. 20)	26.2 by Jim Braccio (21 for 548)	1964-66
Career (Min. 30)	30.5 by Bryan Williams (42 for 1,279)	2007-08*
	25.3 by Dashan Miller (44 for 1,114)	2008-09
	24.0 by Domenik Hixon (48 for 1,154)	2002-05

\* - Ranks 7th all-time in NCAA history

## KICKOFF RETURNS

Game	8 by Matt Carter (180 yards)	at Marshall, 10-27-01
	8 by Jeff Blakely (166 yards)	vs. Central Michigan, 10-15-94
Season	39 by Tyler Williams (694 yards)	2011
Career	59 by Matt Carter (1,366 yards)	2001-02

## TOUCHDOWNS ON KICKOFF RETURNS

Game	1 by multiple players	
	last: Dashan Miller - 98 yards	at Syracuse, 10-24-09
Season	2 by Dan Ruff	1967
Career	2 by Dan Ruff	1967-69
	2 by Jim Braccio	1964-66
	2 by Frank Zazula	1937-40

# ALL-PURPOSE RECORDS

ZIPS RISE TOGETHER

## YEAR-BY-YEAR ALL-PURPOSE YARDS

Year	Player	Yards	Rush	Rec.	Ret.
2019	Jeremiah Knight	833	3	430	400
2018	Van Edwards, Jr.	690	558	105	27
2017	Van Edwards, Jr.	751	343	33	375
2016	JoJo Natson	1,166	6	837	323
2015	Conor Hundley	981	911	70	0
2014	L.T. Smith	916	0	489	427
2013	Jawon Chisholm	1,080	869	211	0
2012	Jawon Chisholm	1,284	953	310	21
2011	Jawon Chisholm	1,045	961	84	0
2010	Jalil Carter	1,144	28	412	704
2009	Dashan Miller	1,163	108	257	798
2008	Dennis Kennedy	1,635	1,321	314	0
2007	Bryan Williams	1,602	728	204	670
2006	David Harvey	1,439	7	914	518
2005	Domenik Hixon	2,139	24	1,210	905
2004	Domenik Hixon	1,606	0	882	724
2003	Matt Cherry	1,360	0	904	456
2002	Bobby Hendry	1,116	1,021	95	0
2001	Bobby Hendry	1,063	819	21	223
2000	Brandon Payne	1,434	1,062	211	161
1999	Brandon Payne	1,171	845	114	212
1998	Greg Lomax	1,026	861	155	10
1997	Greg Lomax	1,271	835	167	269
1996	Yasin Reeder	1,351	781	85	485
1995	Lew Lawhorn	1,196	57	442	697
1994	DeShawn Brown	843	588	255	0
1993	Kenny Chapman	682	0	636	46
1992	Darrien Gouch	1,341	579	192	570
1991	Tyrone Nelson	878	769	109	0
1990	Marcus Reliford	1,007	684	154	169
1989	Doug Lewis	969	763	182	24
1988	Doug Lewis	790	609	82	99
1987	Derek Alston	1,151	689	144	318
1986	Mike Clark	1,914	1,786	128	0
1985	Mike Clark	1,411	1,299	112	0
1984	Mike Clark	1,190	1,172	18	0
1983	James Black	1,568	1,568	0	0
1982	James Black	1,184	1,188	-4	0
1981	Dennis Brumfield	1,041	1,041	0	0
1980	Dennis Brumfield	1,025	1,000	25	0
1979	Paul Winters	1,313	1,298	15	0
1978	Terry Cameron	1,021	456	380	185
1977	Mark Hovanec	547	535	12	0
1976	Billy Mills	664	659	5	0
1975	Billy Mills	841	830	11	0
1974	Billy Mills	861	662	0	199
1973	Mac Thomas	1,157	26	713	418
1972	Mac Thomas	817	0	428	389
1971	Calvin Pierce	1,174	803	125	246
1970	Jack Beidleman	1,415	758	265	392
1969	Jack Beidleman	1,959	1,050	562	347
1968	Dan Ruff	1,393	-4	1041	356
1967	Jack Beidleman	667	425	162	80
1966	Ron Tyson	993	926	56	11
1965	Jim Morrison	545	332	120	93
1964	Jim Braccio	616	180	10	426

## CAREER ALL-PURPOSE YARDS LEADERS

	Player	Yards	Rush	Rec.	Ret.
1.	Jack Beidleman (1967-70)	5,377	3,032	1,414	931
2.	Mike Clark (1984-86)	4,515	4,257	258	0
3.	Brandon Payne (1999-02)	3,987	2,861	780	346
4.	Domenik Hixon (2002-05)	3,745	24	2,092	1,629
5.	Bobby Hendry (2000-03)	3,396	2,847	326	223
6.	Dan Ruff (1967-70)	3,391	0	2,531	860
7.	Dennis Kennedy (2004-08)	3,345	2,522	745	78
8.	Billy Mills (1973-76)	3,067	2,816	39	212
9.	Brett Biggs (2004-05)	3,057	2,101	956	0
10.	James Black (1980-83)	3,050	3,054	-4	0

## SEASON ALL-PURPOSE YARDS LEADERS

	Player	Yards	Rush	Rec.	Ret.
1.	Domenik Hixon (2005)	2,139	24	1,210	905
2.	Jack Beidleman (1969)	1,959	1,050	562	347
3.	Mike Clark (1986)	1,914	1,786	128	0
4.	Brett Biggs (2005)	1,765	1,230	535	0
5.	Dennis Kennedy (2008)	1,635	1,321	314	0
6.	Domenik Hixon (2004)	1,606	0	882	724
7.	Bryan Williams (2007)	1,602	728	204	670
8.	James Black (1983)	1,568	1,568	0	0
9.	Brett Biggs (2004)	1,462	871	421	170
10.	David Harvey (2006)	1,439	7	914	518
11.	Brandon Payne (2000)	1,434	1,062	211	161
12.	Jack Beidleman (1970)	1,415	758	265	392
13.	Mike Clark (1985)	1,411	1,299	112	0
14.	Dan Ruff (1968)	1,393	-4	1,041	356
15.	Matt Cherry (2003)	1,360	0	904	456

## TOP SINGLE GAME PERFORMANCES

### (RUSHING, RECEIVING, RETURN YARDS)

1.	362	Jack Beidleman (178, 119, 65)	vs. Youngstown State, 11-8-69
2.	309	Brett Biggs (195, 86, 28)	vs. Ball State, 10-23-04
3.	295	James Black (295, 0, 0)	at Austin Peay, 11-19-83
4.	292	Dennis Kennedy (277, 15, 0)	at Eastern Michigan, 10-18-08
5.	273	Domenik Hixon (0, 138, 129)	vs. Eastern Michigan, 10-1-05
6.	267	Mike Clark (255, 12, 0)	vs. Central Florida, 9-27-86
7.	266	Mike Clark (220, 46, 0)	at Youngstown State, 11-21-86
8.	263	Dennis Kennedy (141, 21, 0)	vs. Buffalo, 11-13-08
9.	262	Harold Robinson (0, 184, 78)	at Temple, 11-23-91
10.	259	Greg Lomax (174, 85, 0)	at Central Michigan, 10-31-98
	259	Mike Clark (186, 73, 0)	at Western Kentucky, 10-5-85



# KICKING RECORDS

## MOST EXTRA POINTS

Game	9 by Robert Stein	vs. Morgan State, 9-15-12
	8 by Tom O'Leary	at Marshall, 9-17-16
	8 by Jason Swiger	vs. Howard, 9-20-03
	8 by Zac Derr	vs. Eastern Michigan, 11-24-01
	7 by Robert Stein	vs. Miami (Ohio), 9-29-12
	7 by Billy Sullivan	vs. Liberty, 10-12-02
	7 by Zac Derr	vs. Bowling Green, 10-16-99
	7 by Bob Dombroski	vs. Northern Arizona, 11-4-89
	7 by Tom Budziszewski	vs. Northern Michigan, 10-14-72
	7 by Tom Budziszewski	at Indiana (Pa.), 11-14-70
	7 by John Harrison	vs. Youngstown State, 11-8-69
	7 by John Harrison	vs. Ball State, 10-4-69
	7 by John Harrison	at Butler, 9-13-69
Season	49 by Jason Swiger (50 attempts)	2003
	40 by Billy Sullivan (43 attempts)	2002
Career	130 by Robert Stein (134 attempts)	2012-15

## MOST POINTS SCORED (KICK) - SINGLE GAME

17	Jason Swiger	vs. Howard, 9-20-03
17	Zac Derr	vs. Eastern Michigan, 11-24-01
17	Daron Alcorn	vs. Temple, 11-7-92

## FIELD GOALS - SINGLE GAME

Attempts	6 by Daron Alcorn (made 5)	vs. Temple, 11-7-92
Made	5 by Daron Alcorn	vs. Temple, 11-7-92
	5 by Russ Klaus	at Bowling Green, 9-28-85
	5 by Andy Graham	at Eastern Illinois, 11-17-79

## Pct. (Min. 5 atts.)

1.000 (5 of 5) by Russ Klaus at Bowling Green, 9-28-85

## LONGEST FIELD GOALS

1.	56	Daron Alcorn	vs. Toledo, 9-12-92
2.	54	Bob Dombroski	at Youngstown State, 10-1-88
3.	53	Jason Swiger	at Connecticut, 10-25-03
	53	Daron Alcorn	at Virginia Tech, 9-2-89
	53	Andy Graham	at Middle Tennessee State, 11-15-80
6.	52	Zac Derr	at Miami (Ohio), 10-13-01
	52	Russ Klaus	vs. Eastern Michigan, 9-21-85
	52	Dennis Heckman	vs. Murray State, 10-22-83
	52	Dennis Heckman	at Middle Tennessee, 10-2-82
10.	51	Robert Stein	vs. Ball State, 10-26-13
	51	Igor Iveljic	at Western Michigan, 10-6-07
	51	Daron Alcorn	vs. Louisiana Tech, 10-7-89
	51	Bob Dombroski	vs. Temple, 9-26-87
	51	Bob Dombroski	vs. Youngstown State, 11-22-86
	51	Russ Klaus	vs. Eastern Michigan, 9-21-85
	51	Brian Ellis	at Ball State, 9-28-74
	51	Brian Ellis	at Western Illinois, 11-10-73

## SEASON FIELD GOAL PERCENTAGE

91.7 (11-12) by Bob Dombroski 1989

## CONSECUTIVE FIELD GOALS MADE

12	Bob Dombroski	1988-89
12	Andy Graham	1979-80

## CONSECUTIVE EXTRA POINTS MADE

Season	48 by Jason Swiger	2003
Career	51 by Robert Stein	2012-13



Robert Stein

ZIPS RISE TOGETHER

## KICK SCORING - CAREER

	Player	XP	FG	Pts
1.	Robert Stein (2012-15)	130-134	46-66	268
2.	Zac Derr (1998-01)	125-132	47-64	266
3.	Bob Dombroski (1986-89)	100-104	51-69	253
4.	Jason Swiger (2003-05)	115-119	38-57	229
5.	Igor Iveljic (2007-2010)	86-93	42-60	212
6.	Daron Alcorn (1989-92)	64-68	45-76	199
7.	Dennis Heckman (1981-83)	55-58	35-57	160
8.	Jim Embick (1974-77)	69-78	28-63	153

## KICK SCORING - SEASON

	Player	XP	FG	Pts
1.	Igor Iveljic (2008)	38-40	18-28	92
2.	Jason Swiger (2003)	49-50	14-20	91
3.	Russ Klaus (1985)	26-26	19-29	83
4.	Robert Stein (2015)	36-38	15-22	81
5.	Jason Swiger (2005)	35-36	14-20	77
6.	Zac Derr (2001)	30-30	15-18	75
7.	Dennis Heckman (1983)	21-21	17-24	72
	Daron Alcorn (1992)	18-20	18-26	72
9.	Zac Derr (2000)	38-41	11-16	71
10.	<b>Nick Gasser (2018)</b>	<b>22-23</b>	<b>16-22</b>	<b>70</b>
	Igor Iveljic (2007)	25-26	15-18	70

## FIELD GOALS MADE - CAREER

	Player	Made	Att	Pct.
1.	Bob Dombroski (1986-89)	51	69	.739
2.	Zac Derr (1998-01)	47	64	.734
3.	Robert Stein (2012-15)	46	66	.697
4.	Daron Alcorn (1989-92)	45	76	.592
5.	Igor Iveljic (2007-2010)	42	60	.700
6.	Jason Swiger (2003-05)	38	57	.666
7.	Dennis Heckman (1981-83)	35	57	.614
8.	Andy Graham (1977-80)	31	50	.620

## FIELD GOALS MADE - SEASON

	Player	Made	Att	Pct.
1.	Russ Klaus (1985)	19	29	.655
2.	Igor Iveljic (2008)	18	28	.643
	Daron Alcorn (1992)	18	26	.692
4.	Dennis Heckman (1983)	17	24	.708
5.	Nick Gasser (2018)	16	22	.727
	Bob Dombroski (1988)	16	21	.762
	Andy Graham (1979)	16	21	.762
8.	Robert Stein (2015)	15	22	.682
	Igor Iveljic (2007)	15	18	.833

# PUNTING & SCORING RECORDS

ZIPS RISE TOGETHER



**Zach Paul**

**LONGEST PUNT**

81	Jim Heyworth	vs. Northern Michigan, 10-12-74
77	Frank Zazula	vs. Toledo, 1937
76	Zack Campbell	at Syracuse, 10-24-09
74	Jonathan Eaton	vs. Western Michigan, 10-30-99

**MOST YARDS PUNTING**

Game	613 by Bill Rudison (13 punts)	at Virginia Tech, 9-2-89
Season	3,588 by Nick Gasser (85 punts)	2017
	3,276 by Zach Paul (79 punts)	2015
	3,061 by Zack Campbell (81 punts)	2010
	3,034 by Billy Sullivan (77 punts)	2005
Career	11,529 by Zach Paul (275 punts)	2012-15

**HIGHEST PUNTING AVERAGE**

<b>GAME</b>		
(Min. 5)	51.8 by Daron Alcorn (5 for 259)	vs. Cincinnati, 11-21-92
(Min. 10)	47.2 by Bill Rudison (13 for 613)	at Virginia Tech, 9-2-89
<b>SEASON</b>		
(Min. 40)	44.9 by Ray Dodge (42 for 1886)	1948
(Min. 50)	43.8 by Mike Hayes (53 for 2319)	1997
<b>CAREER</b>		
(Min. 150)	42.2 by Mike Hayes (182 for 7,688)	1994-98
(Min. 250)	41.9 by Zach Paul (275 for 11,529)	2012-15

**MOST PUNTS**

Game	14 by John Stec	at Ohio State, 9-8-07
	13 by Bill Rudison	at Virginia Tech, 9-2-89
Season	85 by Nick Gasser	2017
	81 by Zack Campbell	2010
	<b>79 by Jonah Wieland</b>	<b>2019</b>
	79 by Zach Paul	2015
	79 by Frank Zazula	1939
Career	275 by Zach Paul	2012-15

**YEAR-BY-YEAR SCORING LEADERS**

Year	Player, Position	TD	FG	XP	Pts.
2019	Cory Smigel	0	5	8	23
2018	Nick Gasser, PK	0	16	22	70
2017	Kwadarrius Smith, WR	7	0	0	42
2016	JoJo Natson, WR/KR	12	0	0	72

2015	Robert Stein, PK	0	15	36	81
2014	Robert Stein, PK	0	13	27	66
2013	Robert Stein, PK	0	9	29	56
2012	Robert Stein, PK	0	9	38	65
2011	A.J. Fox, PK	0	8	9	33
2010	Alex Allen, RB	8	0	0	48
2009	Branko Rogovic, PK	0	7	24	45
2008	Dennis Kennedy, RB	18	0	1	110
2007	Igor Iveljic, PK	0	25	15	70
2006	David Harvey, WR	10	0	0	62
2005	Brett Biggs, RB	14	0	0	84
2004	Brett Biggs, RB	12	0	0	72
2003	Jason Swiger, PK	0	14	49	91
2002	Billy Sullivan, PK	0	7	40	61
2001	Zac Derr, PK	0	15	30	75
2000	Brandon Payne, RB	16	0	0	96
1999	Brandon Payne, RB	14	0	2	86
1998	Greg Lomax, RB	13	0	2	80
1997	Greg Lomax, RB	9	0	0	54
1996	Yasin Reeder, RB	8	0	0	48
1995	Lew Lawhorn, WR	6	0	0	36
1994	Jozsef Jakab, PK	0	7	12	33
1993	Jozsef Jakab, PK	0	8	19	43
1992	Daron Alcorn, PK	0	18	18	72
1991	Daron Alcorn, PK	0	13	23	62
1990	Daron Alcorn, PK	0	9	23	50
1989	Bob Dombroski, PK	0	11	30	63
1988	Bob Dombroski, PK	0	16	19	67
1987	Bob Dombroski, PK	0	14	18	60
1986	Bob Dombroski, PK	0	10	33	63
1985	Russ Klaus, PK	0	19	26	83
1984	Russ Klaus, PK	0	11	23	56
1983	Dennis Heckman, PK	0	17	21	72
1982	Dennis Heckman, PK	0	11	21	54
1981	Dennis Brumfield, RB	7	0	0	42
1980	Andy Graham, PK	0	9	15	42
1979	Andy Graham, PK	0	16	18	66
1978	Dan Simon, FB	9	0	0	54
	Terry Cameron, RB	9	0	0	54
1977	Jim Embick, PK	0	6	28	46
1976	Jim Embick, PK	0	11	20	53
1975	Tom Wilhelm, FB	12	0	0	72
1974	Tom Wilhelm, FB	7	0	0	42
1973	Brian Ellis, PK	0	9	29	56
1972	Eric Schoch, QB	7	0	0	42
	Calvin Pierce, RB	7	0	0	42
1971	Tom Budziszewski, PK	0	7	22	43
1970	Jack Beidleman, RB	7	0	2	44
1969	Jack Beidleman, RB	16	0	2	98
1968	Dan Ruff, WR	11	0	0	66
1967	Tony Moro, FB	4	0	0	24
	Ron Lemon, RB	4	0	0	24
	Don Zwislser, QB	4	0	0	24
1966	Ron Tyson, FB	11	0	0	66
1965	Rich Thomas, RB	3	0	2	20
1964	Pete Toto, FB	7	0	2	44
1963	John Lahoski, FB	14	0	0	84
1962	Tom Adolph, E/PK	6	0	23	59
1961	George Deo, FB	13	0	0	78
1960	Tom Murphy, RB	3	0	0	18
1959	Frank Lomax, RB	7	0	0	42
1958	Art Bailey, RB	13	0	8	86
1957	Art Bailey, RB	9	0	0	54
1956	Dave Adolph, PK	1	1	23	32
1955	Tom Boggs, QB	4	0	16	40
1954	Buster Rizzo, RB	7	0	0	42

# SCORING RECORDS



**Robert Stein**

### CAREER SCORING LEADERS

Player	TD	FG	XP	Pts.
1. Robert Stein (2012-15)	0	46	130	268
2. Zac Derr (1998-2001)	0	47	125	266
3. Brandon Payne (1999-02)	43	0	2	260
4. Bob Dombroski (1986-89)	0	51	100	253
5. Jason Swiger (2002-05)	0	38	115	229
6. Jack Beidleman (1967-70)	36	0	10	226
7. Igor Iveljic (2007-10)	0	42	86	212
8. Daron Alcorn (1989-92)	0	45	64	199
9. Bobby Hendry (2000-03)	33	0	0	198
10. Dennis Kennedy (2005-08)	29	0	2	176
Dan Ruff (1967-70)	29	0	2	176
12. Art Bailey (1952-58)	27	0	8	170
13. Dennis Heckman (1981-83)	0	35	55	160
14. Brett Biggs (2004-05)	26	0	0	156
Tom Wilhelm (1972-75)	26	0	0	156
16. Jim Embick (1974-77)	0	28	69	153
17. Mike Clark (1984-85)	25	0	0	150
18. Andy Graham (1977-80)	0	31	54	147
19. Greg Lomax (1995-98)	23	0	2	140
20. Russ Klaus (1984-85)	0	30	49	139

### SEASON SCORING LEADERS

Player	TD	FG	XP	Pts.
1. Dennis Kennedy (2008)	18	0	1	110
2. Jack Beidleman (1969)	16	0	2	98
3. Brandon Payne (2000)	16	0	0	96
4. Jason Swiger (2003)	0	14	49	91
5. Igor Iveljic (2008)	0	18	38	92
6. Bobby Hendry (2003)	15	0	0	90
7. Brandon Payne (1999)	14	0	2	86
Art Bailey (1958)	13	0	8	86
9. Brett Biggs (2005)	14	0	0	84
John Lahoski (1963)	14	0	0	84
11. Russ Klaus (1985)	0	19	26	83
12. Robert Stein (2015)	0	15	36	81
13. Greg Lomax (1998)	13	0	2	80
14. Mike Clark (1985)	13	0	0	78
George Deo (1961)	13	0	0	78
Jason Swiger (2005)	0	14	35	77
17. Zac Derr (2001)	0	15	30	75
18. JoJo Natson (2016)	12	0	0	72
Brett Biggs (2004)	12	0	0	72
Daron Alcorn (1992)	0	18	18	72
Dennis Heckman (1983)	0	17	21	72
Tom Wilhelm (1975)	12	0	0	72

ZIPS RISE TOGETHER

### MISCELLANEOUS SCORING RECORDS

#### Points Scored in a Game

30	Bobby Hendry	vs. Eastern Michigan, 11-24-01
30	Terry Cameron	vs. Northern Iowa, 11-18-78
30	Art Bailey	at Denison, 1958

#### Touchdowns Scored in a Game


5	Terry Cameron	vs. Northern Iowa, 11-18-78
5	Bobby Hendry	vs. Eastern Michigan, 11-24-01

#### Most Touchdowns Scored by Two Players - Same Season

26	Jack Beidleman (16) and Dan Ruff (10)	1969
----	---------------------------------------	------

#### Most Points Scored by Two Players - Same Season

202	Dennis Kennedy (110) and Igor Iveljic (92)	2008
-----	--	------



**Zach Derr**

RECORDS

# DEFENSE RECORDS

**TOTAL TACKLES**

Game	35 by Brad Reese (10 solo/25 assists)	vs. Western Ky, 9-20-80
Season	221 by Brad Reese (106 solo/115 assists)	1980
Career	715 by Steve Cockerham (373 solo/342 assists)	1974-77
	710 by Brad Reese (352 solo/358 assists)	1978-81

**SOLO TACKLES**

Game	21 by Joe Mazzaferro	vs. Kent State, 1952
Season	107 by Steve Cockerham	1975
Career	373 by Steve Cockerham	1974-77

**ASSISTED TACKLES**

Game	25 by Brad Reese	vs. Western Ky., 9-20-80
Season	115 by Brad Reese	1980
Career	358 by Brad Reese	1978-81

**TACKLES FOR LOSS**


Season	20.0 by Jatavis Brown	2015
Career	41.5 by Jatavis Brown	2011-15
	41.0 by Jason Taylor	1993-96
	38.5 by Brion Stokes	2004-07
	38.5 by Chase Blackburn	2001-04
	36.0 by Kevin Grant	2004-08

**SACKS**

Season	12 by Jatvis Brown	2015
	10 by Jason Taylor	1996
	10 by Ken Williams	1993
Career	21 by Jason Taylor	1993-96

**YEAR-BY-YEAR TACKLE LEADERS**

Year	Player, Position	Solo	Assists	Total
2019	John Lako, LB	60	78	138
2018	John Lako, LB	73	53	126
2017	Ulysees Gilbert, LB	65	76	141
2016	Ulysees Gilbert, LB	65	57	122
2015	Jatavis Brown, LB	62	54	116
2014	Jatavis Brown, LB	64	35	99
2013	Jatavis Brown, LB	57	50	107
2012	Kurt Mangum, LB	48	62	110
2011	Brian Wagner, LB	56	91	147
2010	Brian Wagner, LB	65	65	130
2009	Brian Wagner, LB	72	60	132
2008	Kevin Grant, LB	50	35	85
2007	Brion Stokes, LB	60	30	90
2006	John Mackey, DB	52	36	88
2005	Jay Rohr, LB	75	46	121
2004	John Fuller, DB	46	49	95
2003	Domenik Hixon, DB	78	33	111
2002	Chase Blackburn, LB	61	35	96
2001	Ryan Myers, LB	58	19	77
2000	Rich Reliford, DB	66	14	80
1999	Jonathan Eaton, DB	54	29	83
1998	George Germany, DB	66	31	80
1997	Nate Boyd, LB	50	55	105
1996	Nate Boyd, LB	90	50	140
1995	Jason Taylor, DL	70	29	99
1994	Darwin Wilson, LB	50	45	95
1993	Phil Dunn, LB	98	76	174
1992	Phil Dunn, LB	99	102	201
1991	Phil Dunn, LB	81	93	174
1990	Brian Hilck, LB	71	104	175



**Jason Taylor**

1989	John Clark, LB	64	93	157
1988	Steve Englehart, LB	40	73	113
1987	Mike Rahach, LB	75.5	62	137.5
1986	Mike Rahach, LB	56	54	110
1985	Ed Grimsley, LB	75	89	164
1984	Jeff Lake, LB	75	96	171
1983	Jeff Lake, LB	78	85	163
1982	Jeff Lake, LB	77	71	148
1981	Brad Reese, LB	79	92	171
1980	Brad Reese, LB	106	115	221
1979	Brad Reese, LB	107	107	214
1978	Brad Reese, LB	60	44	104
1977	Steve Cockerham, LB	100	81	181
1976	Keith Luck, LB	66	86	152
1975	Steve Cockerham, LB	107	86	193
1974	Steve Cockerham, LB	77	87	164
1973	Dick Pitts, LB	75	62	137
1972	Dick Pitts, LB	65	55	120
1971	Denny Blake, LB	71	74	145

**YEAR-BY-YEAR TFL LEADERS**

Year	Player	No.	Yards
2019	John Lako	9.5	25
2018	Jamal Davis II	16.0	72
2017	Ulysees Gilbert	15.5	48
2016	Ulysees Gilbert	11.5	57
2015	Jatavis Brown	20.0	115
2014	Jatavis Brown	14.5	69
2013	Cody Grice	7.5	25
	C.J. Mizell	7.5	33
	Albert Presley	7.5	43
2012	J.D. Griggs	11.0	34
2011	Brian Wagner	6.0	15
2010	Shawn Lemon	10.5	54
2009	Hazan Hazime	3.0	24
2008	Kevin Grant	8.5	41
	Mike Thomas	8.5	33
2007	Brion Stokes	14.5	69
2006	Brion Stokes	13.0	45
2005	Brian White	16.5	65
2004	Chase Blackburn	8.5	49
2003	Chase Blackburn	13.0	33

ZIPS RISE TOGETHER

# DEFENSE RECORDS

2002	Chase Blackburn	12.0	36
	Diontre Earl	12.0	20
2001	Brad Detwiler	12.0	58
	Chris Smith	12.0	37
2000	Dwayne LeFall	9.0	45
1999	Ron Smith	15.0	52
1998	Jeremy Maxa	12.0	70
1997	Nate Boyd	7.0	21
	Corey Christian	7.0	24
1996	Jason Taylor	18.0	72
1995	Jason Taylor	11.0	40
	Mack Warren	11.0	23
1994	Darwin Wilson	10.0	34
1993	Morris Casey	14.0	28
1992	Bruce Keys	16.0	39
1991	Wayne Anderson	5.0	18
1990	Brian Hilk	12.0	30
1989	Terry Mays	10.0	20
1988	Pierce Joiner	10.0	34
1987	Pierce Joiner	10.0	32
1986	Pierce Joiner	15.0	79
1985	Bill Hadden	19.0	96
1984	Steve Rafac	12.0	83
1983	Dave Arango	17.0	63
1982	Joe Meyers	11.0	27
1981	Scott Miller	16.0	62
1980	Jamie Warburton	11.0	44
1979	Dave Flegal	9.0	41
1978	Mike Holian	6.0	n/a
1977	Bob Wolf	8.0	n/a

## YEAR-BY-YEAR SACK LEADERS

Year	Player	No.	Yards
2019	Josh Ward	2.5	12
2018	Jamal Davis II	5.5	37
2017	Ulysees Gilbert	5.0	22
2016	Ulysees Gilbert	4.0	36
2015	Jatavis Brown	12.0	90
2014	Nordly Capi/Jerome Lane	5.0	38/25
2013	Nico Caponi	6.5	31
2012	J.D. Griggs	6.0	26
2011	Oren Wilson	3.5	16
2010	Shawn Lemon	7.0	46
2009	Hasan Hazime/ Shawn Lemon	3.0	15
2008	Kevin Grant	4.0	26
2007	Brion Stokes	5.5	36
2006	Brion Stokes	5.5	26
2005	Jermaine Reid	7.0	30
2004	Jay Rohr/ Chase Blackburn	5.0	22/38
2003	Dwayne LeFall	6.5	37
2002	Josh Hill	4.0	21
2001	Marques Hayes	6.0	41
2000	Dwayne LeFall	4.5	21
1999	Ron Smith	5.5	31
1998	Jeremy Maxa	7.0	37
1997	Nate Boyd	2.5	14
1996	Jason Taylor	10.0	53
1995	Jason Taylor	5.0	34
1994	Jason Taylor	6.0	45
1993	Ken Williams	10.0	54
1992	Jerry Best	5.0	40
1991	Wayne Anderson/ Jerry Best	4.5	36/21
1990	Scott Brown	3.0	13
	Eric Drakes	3.0	14
	Terry Mays	3.0	29
1989	Curtis Williams	6.5	52
1988	Pierce Joiner	8.5	35

## MOST INTERCEPTIONS

Game	6 by Dick Miller	vs. Baldwin-Wallace, 1937
Season	13 by Dick Miller	1937
Career	18 by Gary Tyler	1985-87

## MOST YARDS ON INTERCEPTION RETURNS

Game	99 by Andre McCray	vs. Kent State, 10-10-98 (1 INT)
Season	208 by Dwight Smith	2000 (10 INTs)
Career	265 by Shawn Vincent	1988-90 (15 INTs)

## TOUCHDOWNS BY INTERCEPTION RETURN

Game	2 by Alvin Davis	at Northwestern, 9-15-18
	2 by Gary Tyler	vs. Tennessee Tech, 11-1-86
Season	2 by Alvin Davis	2018
	2 by Dwight Smith	2000
	2 by Gary Tyler	1986
Career	3 by Dwight Smith	1997-2000



**Ulysees Gilbert III**


# DEFENSE RECORDS

## LONGEST INTERCEPTION RETURN

	Yards	Player	Opponent
1.	99	Andre McCray	vs. Kent State, 10-10-98
2.	97	Alvin Davis	at Northwestern, 9-15-18
	97	Bill Darulis	vs. Mount Union, 1932
4.	88	Ben Flossie	vs. John Carroll, 1940
5.	87	Rickie Coble	at Ohio State, 9-8-01

## YEAR-BY-YEAR INTERCEPTION LEADERS

Year	Player	No.	Yards	TD
2019	John Lako	1	54	1
	Shawn Featherstone	1	40	0
	Jordyn Riley	1	15	0
	DeMarkus Glover	1	1	0
	Corey Thomas	1	0	0
2018	Alvin Davis	4*	149	2
2017	Jordan George	5	58	1
2016	Kyron Brown	3	68	0
2015	DeAnne Scott	6	14	0
2014	Martel Durant	3	1	0
2013	Malachi Freeman	3	10	0
	Justin March	3	34	1
2012	Avis Commack	1	44	1
	J.D. Griggs	1	0	0
	Kurt Mangum	1	7	0
	Justin March	1	0	0
2011	Josh Richmond	1	11	0
	Johnny Robinson	1	0	0
2010	Anthony Holmes	3	1	0
2009	Miguel Graham	3	62	0
	Manley Waller	3	50	0
2008	Miguel Graham	3	0	0
2007	Reggie Corner	7	142	1
2006	Reggie Corner	4	38	0
2005	Reggie Corner	2	32	0
	Dionte Henry	2	29	0
2004	Reggie Corner	2	13	0
	Dionte Henry	2	2	0
	Dwayne LeFall	2	60	1
2003	Rickey McKenzie	6	94	1
2002	Chase Blackburn	2	9	0
	Kris Williams	2	4	0
	Rickey McKenzie	2	22	0
2001	Rickey McKenzie	3	17	0
2000	Dwight Smith	10*	208	2
1999	Rich Reliford	2	0	0
	Dwight Smith	2	53	1
1998	Andre McCray	2	99	1
	Dwight Smith	2	0	0
1997	Nate Boyd	2	8	0
	Rich Reliford	2	0	0
1996	Nate Boyd	2	37	0
	John Harpring	2	69	0
1995	Jon Eaton	2	9	0
1994	Pete Habib	2	13	0
	John Harpring	2	60	0
1993	Wayne Wade	3	0	0
1992	Chris Owens	7	49	0
1991	Chris Owens	4	33	0
1990	Shawn Vincent	7	191	0
1989	Shawn Vincent	4	24	0
1988	Gary Tyler	5	6	0



**Chase Blackburn**

1987	Gary Tyler	4	40	0
	Shannon Wolfe	4	63	0
1986	Gary Tyler	6	109	2
1985	Brian Moran	4	27	0
1984	Mike Paramore	5	31	0
1983	Robert Johnson	4	104	2
1982	Greg Reed	2	14	0
1981	Roosevelt Jewells	7	67	0
1980	Jim Anderson	4	53	0
1979	Ricky Holman	3	76	1
	Curtis Howard	3	6	0
	Roosevelt Jewells	3	19	0
1978	Ricky Holman	3	69	0
	Jim Valencheck	3	27	1

\* - National leader

## CAREER INTERCEPTION LEADERS

	Player	Total
1.	Gary Tyler (1985-87)	18
2.	Reggie Corner (2004-07)	15
	Dwight Smith (1997-2000)	15
4.	Shawn Vincent (1989-90)	13
	Roosevelt Jewells (1979-81)	13
	Dick Miller (1937-38)	13
7.	Curtis Howard (1977-79)	12
8.	Rickey McKenzie (2001-03)	11
	Chris Owens (1991-92)	11
10.	DeAndre Scott (2013-16)	10
11.	Victor Green (1991-92)	9
	Rick Holman (1978-80)	9
	Steve Cockerham (1974-77)	9

ZIPS RISE TOGETHER

# DEFENSE RECORDS

## SEASON INTERCEPTIONS LEADERS

	Player	Total
1.	Dick Miller (1937)	13
2.	Dwight Smith (2000)	10
3.	Curtis Howard (1977)	8
4.	Reggie Corner (2007)	7
	Chris Owens (1992)	7
	Shawn Vincent (1990)	7
	Brett Jackson (1990)	7
	Roosevelt Jewells (1981)	7
9.	DeAndre Scott (2015)	6
	Rickey McKenzie (2003)	6
	Victor Green (1992)	6
	Gary Tyler (1986)	6
	Steve Cockerham (1976)	6

## YEAR-BY-YEAR FUMBLES RECOVERED LEADERS

Year	Player	No.	Yards
2019	6 tied   John Lako	1	25
2018	4 tied   Ulysees Gilbert	2	46 (2 TD)
2017	8 tied   Ulysees Gilbert	1	40
2016	Daumantas Venckus	2	35
2015	John Senter	2	0
2014	Cody Grice	3	0
2013	Albert Presley	2	0
2012	Micklos Blake	1	0
	Imani Davis	1	0
	Bre Ford	1	0
	Troy Gilmer	1	3
2012	Tyrell Goodman	1	0
	Kurt Mangum	1	0
	Gary Ransom	1	2
	Nick Rossi	1	29
2011	Nico Caponi	3	30
2010	Shawn Lemon	4	29
2009	Brian Wagner	2	0
2008	Miguel Graham	3	0
2007	Andre Jones	2	62
	Doug Williams	2	5
2006	Davanzo Tate	2	0
	Jermaine Reid	2	0
2005	Dion Elie	1	0
	Kiki Gonzalez	1	0
	Kevin Grant	1	0
	Parris McNeal	1	0
	John Mackey	1	0
	Chevin Pace	1	0
	Brion Stokes	1	16
	Davanzo Tate	1	0
2004	Steve Agyeman	3	0
2003	Chase Blackburn	2	0
	Tim Wilkes	2	0
2002	Rickey McKenzie	2	98
2001	Terell Colbert	1	0
	Diontre Earl	1	0
	Marques Hayes	1	0
	Rickey McKenzie	1	0
	Chris Smith	1	0
	Matt Zuercher	1	0
2000	Dwight Smith	3	35
1999	Derek Wilborn	4	n/a

1998	George Cameron	2	n/a
	Jeremy Maxa	2	n/a
	Jason Wiggins	2	n/a
	Jermaine Williams	2	n/a
1997	Eric Anderson	2	n/a
	Andre McCray	2	n/a
	Rich Reliford	2	n/a
1996	Jason Taylor	4	n/a
1995	Nate Boyd	4	n/a
1994	Symeon Floyd	2	n/a
1993	Odell Robbins	3	n/a
	Ken Williams	3	n/a
1992	Bruce Keys	2	n/a
1991	Bruce Keys	2	n/a
1990	Shannon Wolfe	2	n/a
1989	John Clark	4	n/a
1988	Pierce Joiner	2	n/a
	Mike Rahach	2	n/a
1987	Mike Felsoci	3	n/a
1986	Mike Rahach	3	n/a
1985	Mike Rahach	3	n/a
1984	Steve Rafac	4	n/a
1983	Jeff Lake	2	n/a
1982	Greg Reed	2	n/a
1981	Jamie Warburton	3	n/a
1980	Jim Tawse	3	n/a
1979	Dave Flegal	3	n/a
1978	Dennis McGlone	4	n/a
1977	Steve Cockerham	4	n/a
1976	Al Hodakievic	3	n/a
1975	Jim Meyer	3	n/a
	Charles Parnell	3	n/a

## LONGEST RECOVERED FUMBLE RETURN

100	Earl Weary	at Allegheny, 1902
98	Rickey McKenzie	vs. Marshall, 11-2-02
91	Tim Wallace	vs. Eastern Kentucky, 9-22-84

## LONGEST RETURN OF A BLOCKED FIELD GOAL

77	Gary Tyler (49), Bill Hadden (20) and Greg Thomas (8)	at Rhode Island, 11-30-85
----	---	---------------------------

## YEAR-BY-YEAR OFFENSIVE RECORDS

ZIPS RISE TOGETHER

Year	Plays- Total Yards	Total Yards Per Game	Yards Per Play	Rushing Attempts	Net Rushing Yards	Rushing Yards Per Game	Yards Per Rush	Pass Completions- Attempts	Passing Yards	Completion Percentage	Interceptions	Passing Yards Per Game	Punting Average	Punt Returns- Yards	Kickoff Returns- Yards	Opp. INTs- Return Yards	Turnovers	First Downs	Points Per Game
2019	725-2,918	243.2	4.0	327	576	48.0	1.8	205-398	2,342	51.5	14	195.2	37.2	12-60	40-859	14-318	26	155	10.5
2018	764-3,533	294.4	4.6	390	1,143	95.2	2.9	187-374	2,390	50.0	14	199.2	39.4	17-150	23-330	10-209	26	201	18.9
2017	906-4,424	316.0	4.9	459	1,475	105.4	3.2	242-447	2,949	54.1	11	210.6	40.9	6-12	33-602	19-398	17	256	22.1
2016	776-4,649	387.4	6.0	380	1,586	132.2	4.2	217-396	3,063	54.8	14	255.2	37.0	17-298	45-814	8-107	22	234	27.4
2015	906-4,651	357.8	5.1	536	2,143	164.8	4.0	184-478	2,508	49.7	12	192.9	40.6	19-98	34-565	14-29	18	256	23.9
2014	891-4,479	373.2	5.0	363	1,484	123.7	4.1	284-528	2,995	53.8	14	249.6	41.9	19-75	32-626	13-244	26	260	22.6
2013	837-4,104	342.0	4.9	418	1,471	122.6	3.5	234-419	2,633	55.8	10	219.4	42.3	22-72	44-817	10-151	21	242	20.2
2012	948-5,126	427.2	5.4	365	1,373	114.4	3.8	364-583	3,753	62.4	18	312.8	39.9	24-165	46-745	18-157	27	287	26.1
2011	789-3,333	277.8	4.2	413	1,373	114.4	3.3	171-376	1,960	45.5	11	163.3	37.8	11-47	62-1,091	11-163	24	190	14.2
2010	742-3,222	268.5	4.3	393	1,361	113.4	3.5	174-349	1,861	49.8	14	155.1	37.8	10-36	65-1,227	14-128	22	176	15.6
2009	735-3,611	277.8	4.9	393	1,421	109.3	3.6	190-342	2,190	55.6	13	168.5	36.7	19-122	55-1,211	13-256	24	199	17.8
2008	839-4,760	396.7	5.7	435	1,982	165.2	4.6	232-404	2,778	57.4	14	231.5	37.1	12-100	62-1,368	14-129	20	256	30.0
2007	813-3,740	311.7	4.6	439	1,534	127.8	3.5	201-374	2,206	53.7	14	183.8	37.1	17-232	60-1,362	14-230	25	210	21.2
2006	749-3,725	310.4	5.0	365	1,005	83.8	2.8	202-384	2,720	52.6	11	226.7	36.7	17-59	41-872	11-174	20	206	19.7
2005	963-4,996	384.3	5.2	422	1,718	107.3	3.3	284-541	3,601	52.4	12	277.0	38.6	27-217	37-773	12-72	22	253	23.6
2004	731-3,705	336.8	5.1	379	1,070	97.3	2.8	223-352	2,635	63.3	8	239.5	39.8	17-275	41-863	8-71	16	205	24.6
2003	923-5,643	470.2	6.1	474	1,907	158.9	4.0	287-449	3,736	63.9	10	311.3	41.2	32-406	51-1,058	10-138	17	295	36.2
2002	894-4,852	404.3	5.4	490	1,890	157.5	3.9	265-404	2,962	65.6	12	246.8	38.1	19-117	53-1,209	12-130	26	278	27.1
2001	811-4,122	374.7	5.1	505	1,989	180.8	3.9	178-306	2,133	58.2	8	193.9	38.2	15-175	42-924	11-167	14	225	25.5
2000	778-4,589	417.2	5.9	490	2,273	206.6	4.6	146-288	2,316	50.7	11	210.5	39.7	22-166	42-806	11-170	19	232	30.3
1999	803-4,027	366.1	5.0	546	2,067	187.9	3.8	138-257	1,960	53.7	11	178.2	39.0	23-220	40-805	11-123	20	223	28.6
1998	792-4,123	374.8	5.2	478	2,059	187.2	4.3	156-314	2,064	49.7	8	187.6	41.1	28-157	52-973	4-99	19	217	24.1
1997	718-3,735	339.5	5.2	504	2,431	221.0	4.8	102-214	1,304	47.7	12	119.0	42.1	13-87	49-983	7-23	20	184	19.8
1996	743-3,136	285.1	4.2	489	1,770	160.9	3.6	106-254	1,366	41.7	15	124.2	41.8	23-135	38-703	15-252	31	167	15.9
1995	778-2,904	264.0	3.7	440	1,580	143.6	2.4	162-338	1,855	47.9	20	168.6	36.7	13-127	57-921	20-139	35	169	12.8
1994	735-2,762	251.1	3.8	433	1,252	113.8	2.9	136-302	1,510	45.0	26	137.3	36.5	20-239	58-1,013	26-359	38	168	13.2
1993	766-3,629	329.9	4.7	552	2,103	191.2	3.8	95-214	1,526	44.4	13	138.7	37.1	13-49	37-623	13-136	26	186	17.5
1992	771-3,691	335.5	4.8	556	2,181	198.3	3.9	153-299	1,871	51.1	11	137.3	43.6	30-221	37-623	11-122	18	187	19.8
1991	758-4,168	378.9	5.5	515	2,373	215.7	4.6	112-243	1,795	46.1	16	163.2	41.8	24-145	40-849	16-302	31	219	23.4
1990	769-3,729	339.0	4.8	504	1,958	178.0	3.9	126-265	1,771	47.5	21	161.0	40.5	23-136	47-984	21-331	35	200	21.2
1989	783-3,855	350.4	4.9	479	2,019	183.5	4.2	141-304	1,836	46.4	11	166.9	38.4	32-430	41-786	11-109	21	199	26.9
1988	774-4,269	388.1	5.5	467	2,067	187.9	4.4	145-307	2,202	47.2	15	200.2	43.3	25-188	41-756	15-93	29	229	21.2
1987	801-3,473	315.7	4.3	439	1,521	138.2	3.5	148-362	1,952	40.9	15	177.5	39.8	30-130	46-953	15-178	27	184	18.5
1986	806-4,588	417.1	5.7	601	3,120	283.6	5.2	104-205	1,468	50.7	14	133.5	41.2	26-169	37-700	14-78	28	225	26.5
1985	882-4,179	348.2	4.7	638	2,656	213.8	4.0	112-244	1,614	45.9	21	134.5	39.6	50-386	29-443	21-330	31	218	21.5
1984	794-3,528	320.7	4.4	550	2,109	191.7	3.8	95-244	1,419	38.9	19	129.0	37.4	42-309	27-502	19-217	28	190	18.6
1983	743-3,159	287.2	4.2	570	2,251	204.6	3.9	60-173	908	34.7	18	82.5	35.2	37-305	25-419	18-249	25	162	19.1
1982	806-3,458	314.4	4.3	609	2,178	198.0	3.6	88-197	1,280	45.0	14	116.4	35.6	39-246	36-700	14-143	23	183	17.1
1981	739-2,793	279.3	3.8	567	1,887	188.7	3.3	66-172	906	38.4	18	90.6	36.3	27-197	30-558	18-293	29	164	13.2
1980	702-2,631	239.2	3.7	519	1,706	155.1	3.3	59-183	925	32.2	15	84.1	40.3	32-211	37-503	15-277	27	142	12.1
1979	784-3,267	297.0	4.2	603	1,987	180.6	3.3	93-181	1,280	51.4	11	116.4	39.1	24-190	44-817	11-152	21	206	21.1
1978	769-3,526	320.5	4.6	616	2,458	223.4	3.9	78-153	1,068	51.0	7	97.1	37.5	15-83	38-637	7-38	22	183	20.1
1977	818-3,165	287.7	3.9	658	2,271	206.4	3.5	65-166	894	39.2	11	81.3	38.5	11-40	28-536	11-140	26	180	21.3
1976	731-3,350	335.0	4.6	581	2,324	232.4	4.0	70-150	1,026	46.7	15	102.6	36.6	16-74	22-507	15-187	23	173	21.3
1975	754-3,155	286.8	4.2	585	2,037	185.2	3.5	75-179	1,118	41.9	11	101.6	36.2	34-233	37-690	11-83	22	169	17.2
1974	701-3,188	318.8	4.5	511	2,062	206.2	4.0	80-190	1,126	42.1	14	112.6	36.3	26-195	35-505	14-111	34	179	16.2
1973	770-3,958	359.8	5.1	581	2,558	232.5	4.4	102-189	1,400	54.0	12	127.3	34.5	19-131	40-727	12-237	25	212	26.3
1972	646-2,776	308.4	4.3	475	1,756	195.4	3.7	83-171	1,020	48.5	10	113.3	35.9	11-38	27-499	10-112	20	151	21.4
1971	717-3,428	342.8	4.8	539	2,170	217.0	4.0	80-178	1,258	44.9	17	125.8	31.7	26-236	26-532	17-230	34	189	19.3
1970	727-3,548	354.8	4.9	515	2,141	214.1	4.2	90-212	1,407	42.4	12	140.7	32.6	31-232	21-457	12-85	26	178	25.9
1969	711-3,841	384.1	5.4	488	2,006	200.6	4.1	106-223	1,835	47.5	14	183.5	34.8	25-254	22-327	14-155	20	178	31.6
1968	732-4,183	418.3	5.7	466	2,100	210.0	4.5	140-266	2,083	52.6	15	208.3	37.6	26-221	31-459	15-210	26	186	31.4
1967	586-2,607	289.6	4.4	404	1,690	187.8	4.2	68-182	2,607	37.4	15	101.9	38.2	16-140	31-594	15-204	23	129	18.0
1966	597-2,306	256.2	3.9	440	1,614	179.3	3.7	49-157	692	31.2	13	76.9	35.7	21-192	20-382	13-67	22	106	15.2
1965	588-2,298	255.3	3.9	371	1,128	125.3	3.0	95-217	1,170	43.8	17	130.0	35.5	23-225	24-369	17-174*	19	133	12.2
1964	553-2,323	258.1	4.2	382	1,453	161.4	3.8	71-171	870	41.5	10	95.5	32.1	16-142	24-481	10/NA	22	134	12.9
1963	586-2,892	321.3	4.9	466	2,031	225.7	4.3	54-120	861	45.0	9	95.7	34.0	23-312	20-362	9/NA	15	159	22.3
1962	565-3,080	32.2	5.4	462	2,047	227.4	4.4	52-103	1,033	51.4	7	114.8	30.8	25-248	21-422	7/NA	21	157	29.0
1961	565-2,597	324.6	4.6	490	1,986	248.3	4.0	43-75	611	57.3	7	76.4	35.1	30-267	16-294	7/NA	16	114	23.1
1960	559-1,720	191.1	3.1	337	746	82.9	2.2	93-222	974	42.1	17	108.2	32.2	24-111	48-780	17/NA	28	94	7.8
1959	582-2,236	248.4	3.8	340	992	110.2	2.9	105-242	1,244	43.4	23	92.9	34.3	24-206	22-367	23/NA	38	12.0	12.3
1958	531-2,064	229.3	3.9	411	1,306	145.1	3.2	61-120	758	50.8	9	84.2	35.7	27-225	17-378	9/NA	26	111	



# YEAR-BY-YEAR DEFENSIVE RECORDS

RECORDS

Year	Plays- Total Yards	Total Yards Per Game	Yards Per Play	Rushing Attempts	Net Rushing Yards	Rushing Yards Per	Yards Per Rush	Pass Comp.- Attempts	Passing Yards	Completion Percentage	Interceptions	Passing Yards Per Game	Punting Average	Punt Returns- Yards	Kickoff Returns- Yards	Opp. INTs- Return	Turnovers	First Downs	Points Per Game
2019	871-4,967	413.9	5.7	566	2,562	213.5	4.5	201-305	2,405	65.9	5	200.4	40.1	23-129	15-223	5-120	11	261	36.2
2018	898-4,657	388.1	5.2	531	2,364	197.0	4.5	222-367	2,293	60.5	10	191.1	40.0	23-140	18-420	14-73	21	256	27.2
2017	1030-6200	442.9	6.0	304	2,867	204.8	5.0	285-460	3,333	62.0	19	238.1	38.4	23-330	46-924	11-85	27	328	28.0
2016	924-5,592	466.0	6.1	534	2,696	224.7	5.0	239-390	2,896	61.3	8	241.3	38.8	21-157	56-1,185	14-126	14	294	33.6
2015	888-4,305	331.2	4.8	410	1,208	92.9	2.9	282-478	3,097	59.0	14	238.2	41.4	23-133	44-794	12-86	28	248	21.5
2014	859-4,453	371.1	5.2	457	1,783	148.6	3.9	225-402	2,670	56.0	13	222.5	40.2	17-123	43-828	14-160	24	255	23.1
2013	865-4,764	397.0	5.5	480	1,969	164.1	4.1	238-385	2,795	61.8	13	232.9	38.2	15-109	39-716	13-132	19	258	28.6
2012	897-5,400	450.0	6.0	517	2,533	211.1	4.9	232-380	2,867	61.1	5	238.9	42.0	32-354	33-529	5-62	13	295	35.7
2011	841-5,126	427.2	6.1	535	2,635	219.6	4.9	193-306	2,491	63.1	2	207.6	37.5	23-167	38-840	2-0	15	462	38.5
2010	814-5,138	428.2	6.3	457	1,969	164.1	4.3	226-357	3,169	63.3	8	264.1	38.2	25-173	33-687	8-70	16	254	35.1
2009	833-4,412	367.7	5.3	481	2,063	171.9	4.3	214-352	2,349	60.8	13	195.8	35.5	17-187	43-839	13-180	19	237	26.5
2008	860-4,771	397.6	5.5	504	2,246	187.2	4.5	226-356	2,525	63.5	9	210.4	37.9	16-147	62-1,376	9-122	26	270	31.2
2007	885-4,904	408.7	5.5	492	2,205	183.8	4.5	241-393	2,699	61.3	15	224.9	40.5	21-189	45-1,008	15-178	24	260	29.2
2006	821-3,869	322.4	4.7	485	1,635	136.2	3.4	186-336	2,234	55.4	7	186.2	38.2	31-260	39-779	11-174	21	215	22.6
2005	893-4,418	339.8	4.9	528	2,472	159.0	3.9	214-365	2,351	58.6	7	180.8	39.2	39-329	41-978	7-102	15	224	24.5
2004	786-4,685	425.9	6.0	413	2,078	188.9	5.0	242-373	2,607	64.9	11	237.0	40.2	29-411	36-773	11-135	22	243	31.5
2003	852-4,848	404.0	5.7	456	2,140	178.3	4.7	226-396	2,708	57.0	15	225.7	39.7	25-258	60-1,269	15-189	24	250	29.4
2002	832-4,734	394.5	5.7	492	2,008	167.3	4.1	214-340	2,726	62.9	9	227.2	41.3	30-331	46-912	9-111	25	247	31.6
2001	805-5,176	470.5	6.4	446	2,042	185.6	4.6	211-359	3,134	58.8	11	284.9	39.1	33-315	40-847	11-167	18	264	32.7
2000	817-4,439	403.5	5.4	480	2,165	196.8	4.5	171-337	2,274	50.7	12	206.7	38.9	28-255	56-1,051	12-237	26	250	26.8
1999	752-4,302	391.1	5.7	451	2,018	183.5	4.5	151-301	2,284	50.2	6	207.6	38.2	31-347	48-1,015	6-67	19	199	28.5
1998	762-4,115	374.1	5.4	512	2,172	197.5	4.2	133-250	1,943	53.2	4	176.6	41.6	30-249	46-855	8-40	17	226	27.2
1997	796-5,444	494.9	6.8	489	2,731	248.3	5.6	192-307	2,713	62.5	7	246.6	40.2	40-611	30-539	12-220	16	273	39.5
1996	774-3,491	317.4	4.5	490	2,040	185.4	4.2	149-284	1,451	52.5	7	131.9	36.5	42-526	20-446	7-109	21	205	24.5
1995	779-4,757	432.5	6.1	537	2,771	251.9	5.2	144-242	1,986	59.5	8	180.5	37.9	21-179	34-522	8-62	20	239	38.9
1994	777-4,495	408.6	5.8	543	2,577	234.3	4.7	142-234	1,918	60.7	9	174.4	41.1	36-398	29-716	9-96	22	238	36.7
1993	720-3,625	329.5	5.0	495	2,226	176.3	3.9	126-225	1,686	56.0	10	153.3	35.8	13-85	35-827	10-34	24	194	20.2
1992	734-3,351	304.6	4.6	435	1,480	134.5	3.4	153-299	1,871	51.2	24	170.1	36.6	34-312	30-679	24-228	34	185	16.9
1991	816-3,957	359.7	4.8	515	2,006	182.3	3.9	169-301	1,951	56.1	11	177.4	38.5	28-340	42-1,005	11-173	18	240	28.0
1990	790-4,086	371.5	5.2	480	1,994	181.3	4.2	156-310	2,092	50.3	22	190.2	37.4	30-400	28-559	22-331	32	214	23.9
1989	795-3,955	359.5	4.9	414	1,234	112.2	2.9	206-381	2,721	54.0	13	247.4	35.2	28-218	45-911	13-126	26	206	21.9
1988	793-3,930	357.3	4.9	516	1,834	166.7	3.6	153-277	2,096	55.2	11	190.5	37.5	33-287	54-950	11-93	24	211	19.5
1987	800-4,177	379.7	5.2	498	1,896	172.4	3.8	161-302	2,281	53.3	18	207.4	36.4	41-389	48-883	18-262	35	209	24.8
1986	723-3,314	301.3	4.6	436	1,454	132.2	3.3	142-287	1,860	49.5	11	169.1	38.5	20-145	50-1,053	11-133	21	179	17.1
1985	810-3,575	297.9	4.4	413	1,172	97.7	2.8	214-397	2,403	53.9	18	200.3	38.0	27-121	25-597	18-266	27	187	15.5
1984	758-2,991	271.9	3.9	478	1,305	118.6	2.7	141-280	1,686	50.4	15	153.3	37.4	19-166	13-222	15-202	28	165	15.2
1983	719-2,763	251.2	3.8	457	1,323	120.3	2.9	125-262	1,440	47.7	19	130.9	37.2	27-113	35-652	19-257	34	138	9.4
1982	667-2,796	254.2	4.2	432	1,496	136.0	3.5	110-235	1,300	47.0	9	118.2	38.6	27-281	37-713	9-19	19	139	13.1
1981	605-2,859	285.9	4.7	403	1,548	154.8	3.8	106-202	1,311	52.5	16	131.1	36.2	29-326	27-592	16-269	26	135	18.3
1980	766-3,373	306.6	4.4	530	2,020	183.6	3.8	110-236	1,353	46.6	17	123.0	35.0	43-445	26-494	17-204	27	190	16.6
1979	717-3,685	335.0	5.1	460	1,818	165.3	3.9	137-257	1,867	53.3	15	169.7	36.9	28-212	46-736	15-134	31	191	20.3
1978	753-4,209	382.6	5.6	535	2,612	237.4	4.9	110-218	1,597	50.5	16	145.2	32.2	36-227	38-770	16-170	33	211	21.1
1977	751-3,299	299.9	4.4	509	1,749	159.0	3.2	112-242	1,550	46.3	26	140.9	33.2	50-484	38-726	26-334	42	172	15.4
1976	629-2,640	264.0	4.2	428	1,335	133.5	3.1	99-201	1,305	49.3	17	130.5	37.9	19-41	40-804	17-263	35	146	8.8
1975	736-3,295	299.5	4.5	540	2,081	189.2	3.8	92-196	1,214	46.9	7	110.4	38.7	21-135	31-640	7-42	22	175	15.1
1974	706-3,277	327.7	4.6	513	2,068	206.8	4.0	100-193	1,209	51.8	12	120.9	35.9	17-187	32-610	12-156	29	187	19.7
1973	735-3,399	309.0	4.6	531	2,062	187.4	3.8	104-204	1,337	51.0	13	121.5	34.8	20-160	51-831	13-125	28	174	18.5
1972	598-2,558	284.2	4.3	419	1,375	152.8	3.3	82-179	1,183	45.8	14	131.4	38.4	27-201	36-549	14-111	31	140	16.4
1971	666-2,404	240.4	3.6	496	1,491	149.1	3.1	82-170	913	48.2	12	91.3	37.4	19-161	36-652	12-182	26	136	11.9
1970	641-2,026	202.6	3.2	433	1,182	118.2	2.7	87-208	844	41.8	10	84.4	35.3	12-44	46-726	10-170	19	118	9.2
1969	718-2,302	230.2	3.2	429	880	88.0	2.0	136-289	1,422	47.1	15	142.2	37.0	14-62	55-1,004	15-169	29	148	10.3
1968	709-3,014	301.4	4.3	359	811	81.1	2.3	172-350	2,203	49.1	16	220.3	35.5	27-230	44-796	16-148	38	155	13.9
1967	613-2,629	292.1	4.3	362	1,060	117.8	2.9	124-251	1,569	49.4	22	174.3	37.0	29-223	32-642	22-169	29	150	17.2
1966	534-2,095	232.7	3.9	337	730	81.1	2.2	91-197	1,365	46.2	13	151.7	34.6	25-347	32-500	13-48	32	119	12.9
1965	524-1,850	205.6	3.5	387	1,179	131.0	3.0	55-137	671	40.1	14	74.6	34.9	23-283	24-473	14-128	26	104	10.3
1964	551-2,230	247.8	4.0	401	1,335	148.3	3.3	74-150	895	49.3	10	99.4	33.9	15-100	21-469	10-90	15	109	12.1
1963	499-1,857	206.3	3.7	380	1,038	115.3	2.7	55-119	819	46.2	9	91.0	35.7	11-69	35-690	9/NA	15	105	11.3
1962	588-1,557	173.0	2.6	369	898	99.8	2.4	48-119	659	40.3	9	73.2	33.2	8-23	44-857	9/NA	23	85	7.2
1961	458-1,560	195.0	3.4	323	860	107.5	2.7	54-135	700	40.0	7	87.5	35.5	11-156	33-550	7/NA	10	81	7.1
1960	620-3,234	359.3	5.2	504	2,422	269.1	4.8	51-116	812	43.9	10	90.2	35.8	30-151	17-255	10/NA	23	152	29.9
1959	583-2,304	256.0	3.9	456	1,468	163.1	3.2	56-127	836	45.6	23	92.9	34.3	24-306	22-367	23/NA	2.8	120	17.2
1958	NA	NA	NA	NA	NA	NA	NA	NA	NA	NA	NA	NA	NA	22-150	26-444	NA	13*	84	9.1

\*Records are incomplete

# YEAR-BY-YEAR RESULTS

- Akron competed as Buchtel College from 1891-1913.
- Buchtel College/Akron competed in the NCAA College Division through the 1973 season.

## 1891 (1-3)

Head Coach: None  
 Captain: Charles Weeks

at Western Reserve	W	22-6
Kenyon	L	0-42
at Case Tech	L	0-42
Ohio State	L	0-4
Total		22-94

## 1892 (3-4)

Head Coach: Frank Cook  
 Captain: Johnson McLean

Case Tech ^	L	9-14
at Kenyon	L	0-52
at Ohio State	L	0-62
Western Reserve Acad.	L	0-52
Denison	W	4-0
Akron A.C.	W	26-0
Hiram	W	30-0
Total		69-180

^ - Opened Buchtel Field

## 1893 (5-2)

Head Coach: John W. Heisman  
 Captain: Carlos Webster

Hiram	W	54-2
Case Tech	L	0-36
Massillon A.C.	W	52-4
Western Reserve Acad.	W	66-4
at Ohio State	L	18-32
Ohio Wesleyan	W	46-4
at Mount Union	W	40-0
Total		276-82

## 1894 (1-0)

Head Coach: John W. Heisman  
 Captain: Frank Fisher

S5 at Ohio State	W	12-6
------------------	---	------

## 1895 (3-2)

Head Coach: None  
 Captain: Frank Rockwell

at Ohio State	L	6-14
Massillon A.C.	W	10-0
at Baldwin-Wallace	L	0-48
Baldwin-Wallace	W	4-0
Massillon A.C.	W	22-0
Total		42-62

## 1896 (0-1)

Head Coach: Harry Wilson  
 Captain: Frank Rockwell

Mount Union	L	0-32
-------------	---	------

## 1897-98

- Did Not Compete -

## 1899 (2-1)

Head Coach: Archie Eves

Akron YMCA	W	10-0
Baldwin-Wallace	W	11-0
Mount Union	L	5-11
Total		26-11

## 1900 (2-3-1)

Head Coach: None  
 Captains: Edson Robinson,  
 Hugh Price

Case Tech	T	0-0
at Oberlin	L	0-33
Mount Union	W	28-5
Pittsburgh	L	0-17
Kenyon	L	6-11
Kirkwood, A.C.	W	21-0
Total		55-66

## 1901

- Did Not Compete -

## 1902 (2-5)

Head Coach: Forest Firestone  
 Captain: Lawrence Mihills

at Mount Union	L	0-21
at Allegheny	L	6-23
Bethany	W	11-6
Wooster	L	0-56
Heidelberg	L	0-34
Hiram	W	17-6
at Heidelberg	L	0-17
Total		34-163

## 1903 (0-2)

Head Coach: Rev. Alfred Place  
 Captain: John Thomas

at Mount Union	L	0-10
at Hiram	L	0-33
Total		0-43

## 1904-07

- Did Not Compete -

## 1908 (3-4)

Head Coach: Dr. Dwight Bradley  
 Captain: Fred Fuchs

Wooster	L	0-16
at Pittsburgh Lyceum	L	0-36
at Mount Union	L	5-9
at Hiram	L	0-4
at Bethany	W	11-10
Hiram	W	10-0
Findlay	W	6-5
Total		32-80

## 1909 (4-4)

Head Coach: Clarence Weed  
 Captain: Russell Belden

Western Reserve	L	0-24
at Mount Union	L	0-24
at Allegheny	W	5-0
Hiram	W	11-0
at Mount Union	L	0-11
at Findlay	W	6-0
at Hiram	L	8-10
Bethany	W	24-0
Total		54-69

## 1910 (7-2)

Head Coach: Frank Haggerty  
 Captain: Lee Jackson

at Western Reserve	L	0-7
at Oberlin	W	3-0
Wooster	W	31-0
Hiram	W	40-0
at Notre Dame	L	0-51
at Mount Union	W	5-3
at Heidelberg	W	23-5
Allegheny	W	12-6
Marietta	W	22-11
Total		136-83

## 1911 (3-4-1)

Head Coach: Frank Haggerty  
 Captain: Charles Costigan

Muskingum	W	48-2
Mount Union	L	0-9
Hiram	L	0-3
Marietta	L	0-5
Ohio Northern	W	26-0
Western Reserve	T	0-0
Case Tech	L	0-5
Allegheny	W	6-0
Total		80-24

## 1912 (5-2-1)

Head Coach: Frank Haggerty  
 Captain: Charles Criss

Case Tech	W	3-0
Ohio Northern	W	30-13
Western Reserve	L	0-7
Hiram	W	33-3
at Mount Union	L	0-13
Ohio	W	27-0
Allegheny	T	0-0
Marietta	W	12-0
Total		105-36

## 1913 (3-4)

Head Coach: Frank Haggerty  
 Captain: Ralph Waldsmith

Case Tech	L	17-36
Allegheny	L	0-6
Otterbein	W	38-6
West Va. Wesleyan	W	9-7
at Michigan State	L	0-41
Marietta	W	23-0
Western Reserve	L	0-7
Total		87-103

## 1914 (4-4-1)

Head Coach: Frank Haggerty  
 Captain: Park Crisp

Case Tech	W	7-0
Wooster	W	13-0
Marietta	L	7-13
Allegheny	T	3-3
Kenyon	W	13-0
at Michigan State	L	6-75
Wittenberg	W	47-3
Western Reserve	L	6-13
at Culver Military	L	20-27
Total		122-134

## 1916 (1-7-1, 1-6 OAC)

Head Coach: Fred Sefton  
 Captain: Harold Sours

Case Tech *	L	0-26
Miami (Ohio) *	L	6-23
Allegheny	L	0-10
Oberlin *	L	0-42
Western Reserve *	L	0-53
Wooster *	L	7-20
Ohio Northern	T	0-0
at Denison *	L	0-65
Kenyon	W	7-0
Total		20-39

## 1916 (2-7, 2-4 OAC)

Head Coach: Fred Sefton  
 Captain: Ollie Driesbach

Baldwin-Wallace *	W	53-0
Wooster *	L	7-29
Western Reserve *	L	3-14
Heidelberg	L	0-6
at Mount Union *	L	0-26
at Ohio Northern *	W	14-7
Denison *	L	6-34
Hiram	L	6-34
at Allegheny	L	0-33
Total		90-183

## 1917 (5-3, 3-1 OAC)

Head Coach: Fred Sefton  
 Captain: Tommy Tomkinson

Muskingum	W	33-3
Heidelberg	L	6-34
Western Reserve *	W	33-0
Wooster *	L	6-7
Ohio Northern *	W	20-0
Mount Union *	W	20-0
Camp Sherman	W	25-7
at Allegheny	L	0-33
Total		143-84

## 1918 (2-2-1, 1-2-1 OAC)

Head Coach: Fred Sefton  
 Captain: Tommy Tomkinson

Muskingum	W	39-0
Wooster *	L	0-26
Mount Union *	L	0-21
Baldwin-Wallace *	W	30-0
Case Tech *	T	0-0
Total		69-47

## 1919 (6-1-1, 5-1-1 OAC)

Head Coach: Fred Sefton  
 Captain: Art Haley

Hiram	W	27-0
at Baldwin-Wallace *	W	33-0
Ohio *	W	10-6
Ohio Northern *	W	24-0
Mount Union *	W	22-0
at Wooster *	L	0-19
Western Reserve *	W	17-7
Case Tech *	T	6-6
Total		139-38

## 1920 (4-4, 2-4)

Head Coach: Fred Sefton  
 Captain: Carl Daum

Defiance	W	51-0
at Western Reserve *	W	13-0
Baldwin-Wallace	W	21-0
Case Tech *	L	0-7
at Mount Union *	L	0-26
Hiram *	W	14-7
Wooster *	L	0-14
at Ohio *	L	0-39
Total		99-93

\* - Ohio Athletic Conference Games

## 1921 (5-3, 4-3 OAC)

Head Coach: Fred Sefton  
 Captain: Herman Eckert

Western Reserve *	W	14-7
Case Tech *	L	0-14
at Hiram *	L	0-6
Heidelberg *	W	14-0
Ohio Northern *	W	26-7
Mount Union *	W	28-14
Muskingum	W	35-8
at Wooster *	L	0-13
Total		117-69

**1922 (5-3, 5-3 OAC)**

**Head Coach: Fred Sefton**  
**Captain: Clarence Bliley**

at Western Reserve *	W	45-0
Wooster *	L	0-14
at Miami (Ohio) *	L	12-20
Case Tech *	W	12-0
at Mount Union *	L	7-13
Ohio Northern *	W	21-6
at Heidelberg *	W	19-0
Hiram *	W	25-0
Total		141-53

**1923 (4-3-1, 2-3-1 OAC)**

**Head Coach: Fred Sefton**  
**Captain: Ed Kregenow**

Kent State	W	32-0
Toledo	W	10-3
at Denison *	L	0-7
Mount Union *	W	17-0
at Ohio Northern *	W	20-0
Wooster *	L	0-8
at Miami (Ohio) *	T	13-13
Ohio Wesleyan *	L	0-6
Total		92-37

**1924 (5-3, 3-2 OAC)**

**Head Coach: James Coleman**  
**Captain: Ken Mason**

Hillsdale	L	6-18
at Wooster *	W	7-6
at Mount Union *	L	2-6
Baldwin-Wallace *	W	16-0
at Ohio Wesleyan *	L	7-17
Ashland	W	20-14
Toledo	W	14-7
Kenyon *	W	17-7
Total		89-75

**1925 (1-7, 1-6 OAC)**

**Head Coach: James Coleman**  
**Captain: Joseph Schoch**

at Wittenberg *	L	3-13
at Ohio Wesleyan *	L	0-27
Case Tech *	W	14-7
Fordham	L	0-28
Baldwin-Wallace *	L	0-6
at Xavier *	L	0-19
Wooster *	L	0-20
Kenyon *	L	0-30
Total		17-150

**1926 (5-2-2, 4-2-2 OAC)**

**Head Coach: George Babcock**  
**Captain: Frank Wargo**

Defiance	W	15-0
Case Tech *	T	14-14
Ohio *	W	3-0
at Hiram *	W	34-0
Mount Union *	L	3-13
Baldwin-Wallace *	T	0-0
Western Reserve *	W	7-6
at Wooster *	L	13-41
Kenyon *	W	20-0
Total		109-74

**1927 (5-3, 4-3 OAC)**

**Head Coach: Howard "Red" Blair**  
**Captain: Ben Baldwin**

Hiram	W	19-0
Ashland *	W	19-9
at Case Tech *	W	7-0
Muskingum *	W	20-12
at Mount Union *	L	13-14
at Oberlin *	L	14-19
Baldwin-Wallace *	W	47-12
Wooster *	L	6-13
Total		145-79

**1928 (5-3, 3-4 OAC)**

**Head Coach: Howard "Red" Blair**  
**Captain: John Mahoney**

Oberlin *	L	7-13
at Hiram *	W	58-0
Kent State	W	8-6
Muskingum *	L	0-12
at Western Reserve *	L	7-36
Baldwin-Wallace *	W	52-6
Ohio State Reserves	W	13-0
at Wooster *	L	7-21
Mount Union *	W	6-0
Total		158-94

**1929 (9-1, 7-1 OAC)**

**Head Coach: Howard "Red" Blair**  
**Captain: Harold Frye**

at Toledo	W	26-0
Kent State	W	25-0
Wooster *	W	12-7
Western Reserve *	W	14-7
at Oberlin *	L	2-7
Hiram *	W	27-0
Ohio Northern *	W	19-0
at Case Tech *	W	14-0
at Baldwin-Wallace *	W	13-0
at Mount Union *	W	6-0
Total		158-21

**1930 (7-1, 5-1 OAC)**

**Head Coach: Howard "Red" Blair**  
**Captain: Ken Cochrane**

Toledo	W	41-0
Kent State	W	12-6
at Wooster *	W	13-6
Baldwin-Wallace *	W	12-0
Oberlin *	W	7-0
Case Tech *	W	25-0
Heidelberg *	L	0-26
Mount Union *	W	20-0
Total		130-38

**1931 (1-7, 0-7 OAC)**

**Head Coach: Howard "Red" Blair**  
**Captain: Willard Schmittgen**

Kent State	W	12-6
Wooster *	L	7-25
Case Tech *	L	7-13
Ashland *	L	7-13
at Oberlin *	L	0-6
Ohio State Reserves	L	0-25
Baldwin-Wallace *	L	0-19
at Mount Union *	L	6-77
Total		39-114

**1932 (2-4-3, 1-4-2 OAC)**

**Head Coach: Howard "Red" Blair**

Ohio State Reserves	W	7-0
at Case Tech *	L	0-19
at Wooster *	T	0-0
Kent State *	T	0-0
at Muskingum *	L	4-14
Baldwin-Wallace *	L	6-40
Heidelberg *	L	0-12
Otterbein *	T	0-0
Mount Union *	W	20-6
Total		37-91

**1933 (5-3-1, 5-2-1 OAC)**

**Head Coach: Howard "Red" Blair**  
**Captain: Wilson Sparhawk**

Western Reserve	L	8-19
at Kent State *	W	19-6
Case Tech *	L	0-19
Wooster *	L	0-6
Ashland *	W	13-0
Muskingum *	W	15-0
at Heidelberg *	T	0-0
Baldwin-Wallace *	W	6-0
at Mount Union *	W	36-0
Total		97-50

**1934 (3-4-1, 3-4 OAC)**

**Head Coach: Howard "Red" Blair**  
**Captain: Don Lindsay**

S28 at Western Reserve	T	7-7
O5 Kent State *	W	26-0
O20 at Wooster *	L	0-6
O27 at Muskingum *	L	0-3
N3 John Carroll *	L	6-14
N10 Heidelberg *	W	13-6
N17 Baldwin-Wallace *	L	0-12
N24 Mount Union *	W	13-0
Total		65-48

**1935 (6-3, 6-3 OAC)**

**Head Coach: Howard "Red" Blair**  
**Captain: Earl Hensal**

S27 Findlay *	W	19-6
O4 Otterbein *	W	26-0
O11 Kent State *	W	3-0
O19 Wooster *	L	0-7
O25 at John Carroll * #	W	7-6
N9 Heidelberg *	W	7-6
N16 Muskingum *	L	0-19
N23 at Mount Union *	W	13-0
N28 Baldwin-Wallace *	L	6-26
Total		81-70

# - at Cleveland Municipal Stadium

\* - Ohio Athletic Conference Games

**1936 (6-2-1)**

**Head Coach: James W. Aiken**  
**Captains: Mike Krino, Bob Bauer, Ernie Kaufman**

S26 Detroit Tech	W	33-0
O3 Western Reserve	L	0-14
O9 Kent	W	6-0
O17 at Wooster	W	14-0
O23 at Muskingum	W	18-6
O31 John Carroll	W	33-7
N7 Heidelberg	W	25-0
N14 at Baldwin-Wallace	L	7-46
N21 Mount Union	T	14-14
Total		150-87

**1937 (7-2)**

**Head Coach: James W. Aiken**  
**Captain: William Sturgeon**

S25 West Liberty State	W	40-7
O2 Wayne State	L	13-19
O9 Geneva	W	7-0
O16 at Toledo	W	21-7
O23 Baldwin-Wallace	W	7-0
O30 John Carroll	W	6-0
N6 Davis & Elkins	W	33-7
N13 Illinois Wesleyan	W	12-7
N20 at Xavier	L	0-6
Total		139-53

**1938 (6-3)**

**Head Coach: James W. Aiken**  
**Captain: Walter Kominic**

Wabash	W	38-0
at Wayne State	L	0-16
Xavier	L	0-38
Western Michigan	W	6-0
at Baldwin-Wallace	W	20-6
Carnegie Tech (#6)	L	13-27
Illinois Wesleyan	W	21-0
Toledo	W	13-7
John Carroll	W	6-0
Total		117-94

**1939 (5-4)**

**Head Coach: Thomas Dowler**  
**Captain: Dominic Patella**

S30 Wheaton	W	33-6
O7 Illinois Wesleyan	W	13-8
O14 at Western Michigan	L	0-7
O21 at Miami (Ohio)	W	14-0
O28 Wayne State	L	12-18
N4 Washington & Jeff.	W	24-22
N11 Baldwin-Wallace	L	7-39
N18 West Liberty State	W	13-7
N25 John Carroll	L	6-25
Total		122-132

**1940 (2-5-2)**

**Head Coach: Thomas Dowler**  
**Captain: Mike Fernella**

S21 Detroit Tech	T	0-0
S28 at Colgate	L	0-44
O4 Western Reserve #	L	0-6
O12 Illinois Wesleyan	L	6-16
O19 at Wayne State	T	7-7
O25 Baldwin-Wallace	L	7-13
N2 Youngstown State	L	0-13
N9 Kent State	W	23-7
N21 John Carroll	W	47-0
Total		90-106

# - First game at the Rubber Bowl

**1941 (5-3-1)**

**Head Coach: Otis Douglas**  
**Captains: John Lukas, Andy Maluke**

S26 at Muskingum	W	10-0
O3 Bowling Green	W	8-0
O10 Western Reserve	L	6-12
O18 Ohio	T	0-0
O25 Baldwin-Wallace	L	0-13
N1 Ohio Wesleyan	W	28-6
N7 at Youngstown State	L	0-19
N15 Kent State	W	41-13
N20 John Carroll	W	21-13
Total		114-76

**1942 (0-7-2)**

**Head Coach: Otis Douglas**

S18 Western Reserve	L	0-39
S25 Muskingum	T	7-7
O2 at Ohio	L	0-39
O9 Eastern Kentucky	L	0-6
O16 at Ohio Wesleyan	L	7-19
O31 Baldwin-Wallace	L	0-25
N7 at Wayne State	L	6-28
N14 Kent State	L	6-23
N26 John Carroll	T	0-0
Total		26-186

**1943-45**

- Did Not Compete -

**1946 (5-4)**

**Head Coach: Paul Baldacci**

S28 Lawrence Tech	W	31-12
O5 at Baldwin-Wallace	L	0-32
O12 Case Tech	W	13-0
O19 at Mount Union	L	7-12
O26 Toledo	L	13-33
N2 at Western Reserve	W	13-6
N9 Wooster	W	26-20
N15 Kent State	L	6-13
N23 John Carroll	W	13-6
Total		122-134

# RECORDS

## 1947 (2-7)

Head Coach: Paul Baldacci  
Captain: Danny Senuta

03	Baldwin-Wallace	L	0-28
011	at Case Tech	W	12-6
018	Mount Union	W	19-14
025	at Toledo	L	7-38
031	Western Reserve	L	0-18
N8	at Wooster	L	6-21
N14	at Kent State	L	0-6
N22	John Carroll	L	0-31
	Total		44-162

## 1948 (2-6, 1-4 OAC)

Head Coach: William Houghton  
Captain: Ed Kirkpatrick

	at Findlay	W	14-9
	at Baldwin-Wallace	L	0-13
	at Muskingum *	L	12-21
016	Louisville	L	0-13
023	at Mount Union *	L	0-19
030	Wooster *	W	20-6
N12	Kent State *	L	0-31
N20	Heidelberg *	L	0-34
	Total		46-146

\* - Ohio Athletic Conference Games

## 1949 (2-6-1, 0-3-1 OAC)

Head Coach: William Houghton  
Captain: Tony Laterza

S24	Findlay	W	34-0
01	at Eastern Michigan	W	20-6
08	Baldwin-Wallace *	L	7-45
015	at Louisville	L	6-62
022	Mount Union *	L	14-23
029	at Wooster *	T	13-13
N5	Geneva	L	6-27
N12	at Kent State *	L	0-47
N19	at Heidelberg *	L	14-34
	Total		114-257

## 1950 (2-7, 1-3 OAC)

Head Coach: William Houghton  
Captain: Tony Laterza

S23	Ohio	L	6-28
S30	Eastern Michigan	W	40-7
07	at Baldwin-Wallace	L	6-33
014	at Carnegie Tech	L	6-26
021	at Mount Union *	L	19-32
028	Wooster *	W	34-7
N4	at Geneva	L	6-12
N11	Kent State *	L	7-19
N18	Heidelberg *	L	7-21
	Total		131-185

## 1951 (1-8, 1-3 OAC)

Head Coach: William Houghton  
Captains: Joe Mazzaferro,  
Paul Scarpitti

S22	Case Tech	L	14-21
S29	at Ohio	L	7-40
06	Baldwin-Wallace	L	16-20
013	Carnegie Tech	L	32-42
020	Mount Union *	L	7-46
027	at Wooster *	L	6-7
N3	at Kent State	L	7-48
N10	at Heidelberg *	L	14-21
N17	at Wittenberg *	W	13-7
	Total		116-252

## 1952 (2-6-1, 2-2-1 OAC)

Head Coach: Ken "Red" Cochrane  
Captains: Joe Mazzaferro,  
Bob Vogt

S20	at Findlay	L	6-7
S27	Wittenberg *	W	27-6
04	at Baldwin-Wallace	L	7-33
011	West Virginia Tech	L	13-14
018	at Mount Union *	L	6-7
025	Wooster *	T	14-14
N1	Hiram *	W	28-14
N7	Kent State	L	14-34
N15	Heidelberg *	L	6-27
	Total		121-156

## 1953 (6-3, 4-2 OAC)

Head Coach: Ken "Red" Cochrane  
Captain: Frank Gradyan

S19	Findlay	W	26-12
S26	at Wittenberg *	W	39-12
03	Muskingum *	W	26-13
010	at West Virginia Tech	W	38-32
017	Mount Union *	W	16-15
024	at Wooster *	W	20-18
N7	at Kent State	L	19-54
N14	at Heidelberg *	L	0-26
N21	Ohio Wesleyan *	L	14-28
	Total		198-210

## 1954 (3-5, 3-4 OAC)

Head Coach: Joe McMullen  
Captains: John Cistone,  
Marion Rossi

S25	Wittenberg *	L	7-12
02	at Ohio Wesleyan *	W	30-27
09	Otterbein *	W	27-0
016	at Mount Union *	W	19-0
023	at Denison *	L	26-35
030	Wooster *	L	27-28
N6	Kent State	L	18-58
N13	Heidelberg *	L	15-53
	Total		169-33

## 1955 (6-2, 6-2 OAC)

Head Coach: Joe McMullen  
Captain: Mario Russo

S24	at Wittenberg *	W	21-7
01	Muskingum *	L	7-19
08	at Otterbein *	W	58-0
015	Mount Union *	W	34-0
022	Denison *	W	19-7
029	at Wooster *	W	53-6
N5	Oberlin *	W	46-13
N12	at Heidelberg *	L	7-17
	Total		245-73

## 1956 (3-5-1, 3-5-1 OAC)

Head Coach: Joe McMullen  
Captains: Jerry Reeves,  
John Williams

S22	Wittenberg *	L	14-34
S29	at Muskingum *	T	28-28
06	Otterbein *	L	7-13
013	at Ohio Wesleyan *	L	27-33
020	at Capital *	W	35-6
027	Wooster *	L	17-20
N3	at Oberlin *	W	40-14
N10	at Mount Union *	W	41-6
N17	Heidelberg *	L	7-17
	Total		216-171

## 1957 (7-1-1, 6-1-1 OAC)

Head Coach: Joe McMullen  
Captain: Bob Hatherill

S21	at Wittenberg *	W	9-7
S28	Muskingum *	L	7-26
05	at Baldwin-Wallace	W	29-6
012	Ohio Wesleyan *	W	20-0
019	Capital *	T	13-13
026	at Wooster *	W	27-7
N2	at Grove City	W	40-0
N9	Mount Union *	W	38-7
N16	at Heidelberg *	W	25-21
	Total		208-87

## 1958 (6-2-1, 6-2 OAC)

Head Coach: Joe McMullen  
Captain: Dave Adolph

S20	Mount Union *	W	18-0
S27	at Muskingum *	W	8-7
04	at Ohio Wesleyan *	L	0-13
011	Heidelberg *	W	11-0
018	Wooster *	W	28-20
025	Wittenberg *	L	6-28
N1	Hiram *	W	47-0
N8	at Denison *	W	48-14
N15	Baldwin-Wallace	T	0-0
	Total		166-82

## 1959 (4-5, 4-3 OAC)

Head Coach: Joe McMullen  
Captain: Gino Calcei

S19	at Mount Union *	W	29-23
S26	Muskingum *	W	6-0
03	Ohio Wesleyan * #	L	8-16
010	at Heidelberg *	W	20-14
017	at Wooster *	L	14-15
031	at Baldwin-Wallace	L	0-6
N7	Denison *	W	28-14
N14	at Wittenberg *	L	0-35
N19	Youngstown State	L	14-34
	Total		119-155

# - at Barberton HS

## 1960 (1-8, 1-6 OAC)

Head Coach: Joe McMullen  
Captain: Tom Murphy

S24	Mount Union *	L	0-27
01	at Denison *	L	0-27
08	at Ohio Wesleyan *	L	6-16
015	at Baldwin-Wallace	L	0-27
022	Wooster *	W	21-20
029	at Muskingum *	L	0-58
N5	Wittenberg *	L	15-40
N12	Heidelberg *	L	7-20
N19	at Youngstown State	L	21-34
	Total		70-269

## 1961 (6-2, 6-1 OAC)

Head Coach: Gordon Larson  
Captain: Jim Lupori

S23	at Wittenberg *	L	0-7
S30	Denison *	W	28-0
07	Ohio Wesleyan *	W	32-21
014	at Heidelberg *	W	12-0
021	at Wooster *	W	31-8
028	Baldwin-Wallace #	L	0-7
N4	Muskingum *	W	35-14
N18	at Mount Union *	W	47-0
	Total		185-57

# - at Cuyahoga Falls HS

## 1962 (7-2, 7-1 OAC)

Head Coach: Gordon Larson  
Captain: Tom Adolph

S22	at Muskingum *	W	14-6
S29	Baldwin-Wallace *	W	13-7
06	at Ohio Wesleyan *	W	41-0
013	Heidelberg *	W	33-6
020	Wooster *	W	42-0
027	at Capital *	W	46-12
N3	at Youngstown State	L	13-17
N10	Wittenberg *	L	6-17
N17	Mount Union *	W	53-0
	Total		261-65

## 1963 (6-3, 5-2 OAC)

Head Coach: Gordon Larson  
Captains: John Lahoski,  
Chuck Cobb

S21	Muskingum *	W	13-0
S28	at Baldwin-Wallace *	L	10-14
05	Ohio Wesleyan *	W	36-7
012	at Heidelberg *	W	42-0
019	at Wooster *	W	35-14
026	Capital *	W	19-13
N2	Youngstown State	W	21-7
N9	at Wittenberg *	L	13-34
N16	at SW Missouri State	L	12-13
	Total		201-102

## 1964 (6-3, 4-3 OAC)

Head Coach: Gordon Larson  
Captain: Dick Case

S19	at Muskingum *	L	0-11
S26	SW Missouri State	W	17-0
03	at Ohio Wesleyan *	W	12-11
010	Wittenberg *	L	0-7
017	Wooster *	W	21-14
024	at Capital *	L	6-23
031	Baldwin-Wallace *	W	15-14
N7	at Ball State	W	25-15
N14	Heidelberg *	W	20-14
	Total		116-109

## 1965 (5-3-1, 4-1 OAC)

Head Coach: Gordon Larson  
Captain: Jim Barton

S18	Western Kentucky	T	6-6
S25	at San Diego State	L	0-41
02	at Wittenberg *	W	18-0
09	Ball State	L	14-16
016	at Wooster *	W	21-8
023	Capital *	L	6-15
030	at Baldwin-Wallace *	W	17-0
N6	Butler	W	14-7
N13	at Heidelberg *	W	14-0
	Total		110-94

## 1966 (6-3)

Head Coach: Gordon Larson  
Captains: Jim Braccio,  
George Fuciu

S17	Northern Michigan	W	18-10
S24	at Muskingum	L	0-28
01	at Tampa	L	12-20
08	Wittenberg	W	14-7
015	Wooster	W	26-0
022	Baldwin-Wallace	W	9-6
029	at Northern Illinois	L	18-31
N5	at Butler	W	20-14
N12	Heidelberg	W	20-0
	Total		137-116

ZIPS RISE TOGETHER

**1967 (4-4-1)**

**Head Coach:** Gordon Larson  
**Captains:** Jon Denholm,  
 Craig Hartz, Charlie Marquess

S16	at Northern Michigan	L	17-34
S23	Tampa	W	6-0
S30	Quantic Marines	W	20-0
07	Youngstown State	W	19-12
021	at Baldwin-Wallace	T	23-23
028	Bradley #	W	42-12
N4	at Virginia Military InState	L	14-38
N11	at Wittenberg	L	0-14
N18	at Temple	L	21-22
Total			162-155

# - at Cuyahoga Falls HS

**1968 (7-3-1)**

**Head Coach:** Gordon Larson  
**Captains:** Don Zwisler, Nate Hagins

S14	at Butler	W	32-7
S21	Indiana State	W	41-13
S28	at Tampa	L	9-24
05	Eastern Michigan	L	7-16
012	at Bradley	W	27-13
019	at Eastern Kentucky	W	31-20
N2	Illinois State	W	46-0
N9	Baldwin-Wallace	W	59-19
N16	at Western Kentucky	T	14-14
N22	at Youngstown State	W	48-13
<b>Grantland Rice Bowl (Murfreesboro, Tenn.)</b>			
D14	vs. Louisiana Tech	L	13-33
Total			327-172

**1969 (9-1)**

• **Ranked No. 3 in final AP and No. 4 in final UPI College Division polls**  
**Head Coach:** Gordon Larson  
**Captains:** Dave Holian, John Vargo

S13	at Butler	W	52-0
S20	Tampa	W	40-0
S27	at Eastern Michigan	L	3-10
04	Ball State	W	49-9
011	Illinois State	W	40-14
018	Eastern Kentucky	W	28-9
025	at Dayton	W	14-10
N1	at Central Michigan	W	9-6
N8	Youngstown State #	W	60-27
N15	Western Kentucky	W	21-18
Total			316-103

# - at Barberton HS

**1970 (7-3)**

**Head Coach:** Gordon Larson  
**Captains:** Fred DeHart,  
 Jack Beidleman, Rod Lemon,  
 Joe Zwisler

S12	at Temple	W	21-0
S19	Butler	W	34-0
S26	Northern Michigan	W	19-6
03	at Ball State	W	31-0
010	at Illinois State	L	14-15
017	Indiana State	L	8-17
024	Dayton	L	6-14
031	Central Michigan	W	35-19
N7	at Youngstown State	W	42-14
N14	at Indiana (Pa.)	W	49-7
Total			259-92

**1971 (8-2)**

**Head Coach:** Gordon Larson  
**Captain:** Mike Hatch

S18	Butler	W	24-0
S25	Western Illinois	W	14-7
02	Ball State	W	10-7
09	at North Texas State	W	20-6
016	at Northern Michigan	W	24-17
023	Southern Illinois	W	43-21
030	at Central Michigan	L	7-10
N6	at Indiana State	L	10-37
N13	Indiana (Pa.)	W	34-14
N20	Youngstown State	W	7-0
Total			193-119

**1972 (3-4-2)**

**Head Coach:** Gordon Larson  
**Captains:** Bruce Walker,  
 Calvin Pierce

S9	Kent State	T	13-13
S16	at Butler	W	34-7
S23	Western Illinois	L	24-30
S30	at Ball State	T	21-21
014	Northern Michigan	W	49-0
021	at Youngstown State	L	21-22
028	Central Michigan	W	14-10
N4	at Indiana State	L	17-21
N11	Quantic Marines	L	0-24
Total			193-148

**1973 (6-5)**

**Head Coach:** Jim Dennison  
**Captains:** John Maher, Bob Holian

S8	at Delaware	L	24-45
S15	Butler	W	51-19
S22	at Temple	L	33-47
S29	Ball State	L	14-16
06	at Tampa	L	7-21
013	at Northern Michigan	W	31-7
020	Youngstown State	W	31-7
027	at Southern Illinois	L	13-14
N3	Indiana State	W	31-14
N10	at Western Illinois	W	12-7
N17	Gustavus Adolphus	W	42-7
Total			289-203

**DIVISION II ERA**

**1974 (5-5)**

**Head Coach:** Jim Dennison  
**Captains:** Barry Eisom,  
 Denny Hamad, Gary Yost

S7	Central State	W	31-20
S14	Delaware	L	0-14
S21	at Marshall	L	7-17
S28	at Ball State	W	26-21
05	Tampa	L	7-16
012	Northern Michigan	W	23-0
026	at Kent State	L	14-51
N2	at Indiana State	W	22-21
N9	at Western Illinois	W	32-7
N16	at Youngstown State	L	0-30
Total			162-197

**1975 (7-4)**

**Head Coach:** Jim Dennison  
**Captains:** Paul Dorando,  
 Mark Fowler

S6	Marshall	W	20-8
S13	at Western Michigan	W	27-21
S20	at Dayton	L	9-31
S27	Central State	W	34-8
04	at Delaware	L	0-21
011	at Northern Michigan	W	30-13
018	Temple	W	24-23
025	Youngstown State	W	17-6
N1	Indiana State	W	14-11
N8	Ball State	L	14-17
N15	at Morehead State	L	0-7
Total			189-166

**1976 (10-3)**

**NCAA D-II NATIONAL RUNN-UP**  
**Head Coach:** Jim Dennison  
**Captains:** Jim Meyer,  
 Greg Thurman, Mark Van Horn

S11	Temple	L	13-23
S18	Morehead State	W	26-6
S25	at Youngstown State	W	24-3
02	at Indiana State	W	34-7
09	Dayton	W	27-6
016	at Ball State	W	3-0
023	Eastern Michigan	W	36-0
030	at Marshall	L	0-13
N6	at Western Illinois	W	21-14
N13	at Western Kentucky	W	29-16
<b>NCAA II Playoffs</b>			
N27	Nevada-Las Vegas ^	W	27-6
D4	Northern Michigan (OT) %W		29-26
D11	vs. Montana State #	L	13-24
Total			282-144

^ - Quarterfinal at Rubber Bowl (Akron, Ohio)  
 % - Semifinal - Knute Rockne Bowl (Akron)

Note: Knute Rockne Bowl was the first ever overtime game in NCAA Playoffs history.  
 # - Final - Pioneer Bowl (Wichita Falls, Texas)

**1977 (6-4-1)**

**Head Coach:** Jim Dennison  
**Captains:** Dave Axner,  
 Steve Cockerham, Charles Parnell

S3	at Wayne State	W	24-14
S10	at Morehead State	T	13-13
S17	Western Kentucky	W	24-3
S24	at Northern Michigan	L	0-12
01	Indiana State	W	20-3
08	at Dayton	W	31-24
015	Youngstown State	L	10-28
022	at Central Michigan	L	14-17
029	Eastern Michigan	L	28-42
N5	Marshall	W	28-7
N12	Western Illinois	W	42-7
Total			234-170

**1978 (6-5, 4-1 MCC)**

**Head Coach:** Jim Dennison  
**Captains:** Marty Bezbatchenko,  
 Mike Holian

S9	at Western Illinois *	W	19-3
S16	at NE Missouri State	L	13-14
S23	Wayne State	W	28-0
S30	Eastern Illinois *	W	17-16
07	at Western Kentucky	W	26-21
014	at Eastern Michigan	L	14-25
021	at Youngstown State *	L	3-27
028	Northern Michigan *	W	27-7
N4	Temple	L	21-56
N11	at Eastern Kentucky	L	14-35
N18	Northern Iowa *	W	39-28
Total			221-232

**1979 (6-5, 3-2 MCC)**

**Head Coach:** Jim Dennison  
**Captains:** Curtis Howard,  
 Bob Maxwell, Dennis McGlone,  
 Paul Winters

S8	Western Illinois *	W	24-7
S15	Kent State	W	15-13
S22	at Boise State	L	21-31
S29	Indiana State	L	27-28
06	at Northern Iowa *	L	17-20
013	at Eastern Michigan	W	24-12
020	Youngstown State *	L	3-16
027	Northern Michigan *	W	45-21
N3	at Morehead State	W	23-17
N10	at Temple (#17)	L	6-42
N17	at Eastern Illinois *	W	27-16
Total			232-223

\* - Mid-Continent Conference Games

**DIVISION I-AA ERA**

**1980 (3-7-1, 2-4-1 OVC-5TH)**

**Head Coach:** Jim Dennison  
**Captains:** Andy Graham,  
 Ricky Holman,  
 Jim Tawse

S6	NE Missouri State	W	31-7
S13	Eastern Kentucky *	W	21-10
S20	Western Kentucky *	L	2-8
S27	at Indiana State	L	9-27
04	at Youngstown State *	T	0-0
011	Eastern Michigan *	W	21-10
018	at Temple	L	7-16
025	at Murray State *	L	10-13
N1	Austin Peay *	L	14-41
N8	at Northern Michigan	L	10-38
N15	at Middle Tennessee *	L	9-13
Total			134-183

\* - Ohio Valley Conference Games

**1981 (5-5, 4-4 OVC - 4TH-T)**

**Head Coach:** Jim Dennison  
**Captains:** Don Schutz,  
 Dennis Brumfield, Brad Reese

S5	Middle Tennessee *	L	7-10
S12	at Eastern Michigan	W	14-7
S19	at Kent State	L	6-17
S26	at Eastern Kentucky *	L	0-37
03	Youngstown State *	L	7-34
010	at Tennessee Tech *	W	10-7
017	Morehead State *	W	31-14
024	Murray State *	W	20-10
031	at Austin Peay *	W	23-19
N7	Western Kentucky *	L	14-19
Total			132-183

**1982 (6-5, 5-2 OVC-2ND)**

**Head Coach:** Jim Dennison  
**Captains:** Rick Addis, Frank Mazgaj,  
 Fred Robertson, Tim Staycer

S4	at Youngstown State *	W	20-19
S11	Eastern Michigan	W	14-7
S18	at Western Kentucky	L	3-10
S25	Eastern Kentucky *	L	10-19
02	at Middle Tennessee *	W	19-16
09	at Eastern Illinois	L	0-18
016	Morehead State *	W	28-6
023	at Marshall	L	10-12
030	Tennessee Tech *	W	28-12
N13	at Murray State *	L	14-16
N20	Austin Peay *	W	42-7
Total			188-144

**1983 (8-3, 5-2 OVC-2ND-T)**

**Head Coach:** Jim Dennison  
**Captains:** Dave Arango,  
 James Black, Darren Morgan

S3	Kent State	W	13-6
S10	at Eastern Michigan	W	13-0
S17	Western Kentucky	W	14-13
S24	at Eastern Kentucky *	L	5-10
08	Middle Tennessee *	L	3-26
011	Eastern Illinois	L	7-10
015	at Morehead State *	W	31-0
022	Murray State *	W	6-3
029	at Tennessee Tech *	W	43-12
N5	Youngstown State *	W	49-21
N19	at Austin Peay *	W	26-3
Total			210-104

# RECORDS

## 1984 (4-7, 2-5 6TH)

**Head Coach: Jim Dennison**  
**Captains: Doug Dillon, Ed Girmsley, Russell Holmes, Clarence Kelly**

S1	at Kent State	L	17-24
S8	at Cincinnati	L	27-28
S15	Western Kentucky	W	42-7
S22	Eastern Kentucky *	L	21-22
S29	at Middle Tennessee *	L	3-16
O6	at Central Florida	W	26-21
O14	Morehead State *	W	27-3
O20	at Murray State *	L	6-13
O27	Tennessee Tech *	W	17-9
N3	at Youngstown State *	L	2-3
N17	Austin Peay *	L	17-21
Total			205-158

\* - Ohio Valley Conference Games

## 1985 (8-4, 5-2 OVC-2ND-T)

• Ranked No. 10 in final I-AA National Poll  
**Head Coach: Jim Dennison**  
**Captains: Gary Kalis, Steve Rafac, Tim Wallace**

S7	at Eastern Kentucky *	L	6-16
S14	Kent State	W	24-0
S21	Eastern Michigan	W	16-12
S28	at Bowling Green	L	22-27
O5	at Western Kentucky	W	34-32
O12	Murray State *	W	17-10
O19	at Morehead State *	W	38-9
N2	at Tennessee Tech *	W	27-9
N9	Youngstown State *	L	30-5
N16	Middle Tennessee *	L	0-17
N23	at Austin Peay *	W	17-14

<b>NCAA I-AA Playoffs</b>			
N30	at Rhode Island	L	27-35
Total			258-186

## 1986 (7-4, 4-3 OVC-3RD-T)

**Head Coach: Gerry Faust**  
**Captains: Mike Clark, Bill Hadden, Brian Moran, Ron Pasquale**

S6	Salem College	W	35-0
S13	at Kent State	W	17-7
S20	at Eastern Michigan	L	21-24
S27	Central Florida	W	20-17
O11	at Middle Tennessee *	L	12-24
O16	Murray State *	W	24-13
O25	Morehead State *	W	30-7
N1	at Tennessee Tech *	W	38-13
N8	Austin Peay *	W	31-16
N15	Eastern Kentucky	L	24-27
N22	at Youngstown State	L	39-40
Total			291-188

## DIVISION I-A ERA

### 1987 (4-7)

**Head Coach: Gerry Faust**  
**Captains: Doug Knepp, Jay Miller, Gregg Townsend, Gary Tyler**

S5	at Western Michigan	L	19-24
S12	Kent State	L	23-27
S19	Eastern Michigan	W	17-16
S26	at Temple	L	3-23
O3	Eastern Illinois	W	24-10
O10	at Oregon State	L	26-42
O17	Delaware State	L	26-52
O24	at Louisville	L	10-31
O31	Nicholls State	W	23-17
N14	at Northern Illinois	W	27-21
N21	Youngstown State	L	6-10
Total			204-273

## 1988 (5-6)

**Head Coach: Gerry Faust**  
**Captains: John Buddenberg, Pierce Joiner, Robert Lyons, Gary Tyler**

S3	at Northern Illinois	L	6-7
S10	at Kent State	L	12-32
S17	Central Michigan	L	16-27
S24	at New Mexico	W	30-28
O1	at Youngstown State	W	33-7
O8	Arkansas State	L	12-13
O15	at Auburn (#12)	L	0-42
O22	Long Beach State	W	40-0
O29	Cal State Fullerton	W	15-14
N5	New Mexico State	W	52-7
N12	Temple	L	17-37
Total			233-214

## 1989 (6-4-1)

**Head Coach: Gerry Faust**  
**Captains: Derek Alston, Pierce Joiner, Terry Mays, Curtis Williams**

S2	at Virginia Tech	L	3-29
S9	Kent State	W	40-7
S16	at Central Michigan	W	27-26
S23	at Youngstown State	L	17-20
S30	at Bowling Green	W	38-24
O7	Louisiana Tech	W	31-24
O14	at Eastern Illinois	L	17-21
O21	at Murray State	T	31-31
O28	Cincinnati	W	31-0
N4	Northern Arizona	W	52-7
N11	at Tennessee (#11)	L	9-52
Total			296-241

## 1990 (3-7-1)

**Head Coach: Gerry Faust**  
**Captains: Scott Brown, Brian Hilk, Ozzie Jackson, Jeff Williams**

S1	Illinois State	W	17-7
S8	at Kent State	W	38-10
S15	Central Michigan	T	14-14
S22	Cal State Fullerton	W	48-17
S29	at Youngstown State	L	23-28
O6	Western Michigan	L	20-24
O13	at Navy	L	13-17
O20	at Florida (#17)	L	0-59
O27	at Rutgers	L	17-20
N3	Northern Illinois	L	28-31
N10	at Louisiana Tech	L	15-36
Total			233-263

## 1991 (5-6)

**Head Coach: Gerry Faust**  
**Captains: Eric Drakes, Tyrone Nelson, Mike O'Connor, Chris Owens, Tony Stubbs**

S7	at Western Michigan	L	12-35
S14	Illinois State	L	3-25
S21	at Central Michigan	L	29-31
S28	Northern Arizona	W	49-14
O5	at East Carolina (#9)	L	20-56
O12	Youngstown State	W	38-24
O19	Arkansas State	W	28-23
O26	Northern Illinois	W	17-7
N9	at Virginia Tech	L	24-42
N16	at Army	L	0-19
N23	at Temple	W	37-32
Total			257-308

## 1992 (7-3-1, 5-3 MAC-3RD-T)

**Head Coach: Gerry Faust**  
**Captains: Daron Alcorn, Phil Dunn, Vic Green, Chris Owens**

S5	at Eastern Michigan *	W	27-9
S12	Toledo *	W	23-20
S19	at Western Michigan *	L	20-24
O3	at Ohio *	W	13-0
O10	at Kent State *	L	16-20
O17	at Ball State *	W	22-14
O24	Bowling Green *	L	3-24
O31	Central Michigan *	W	31-28
N7	Temple	W	29-15
N14	Youngstown State	T	10-10
N21	at Cincinnati	W	24-22
Total			218-186

## 1993 (5-6, 4-4 MAC-5TH)

**Head Coach: Gerry Faust**  
**Captains: Eric Agosti, Wayne Anderson, Phil Dunn, Odell Robbins**

S2	at Central Michigan *	W	23-13
S11	Kent State *	W	42-7
S18	at Western Michigan *	L	3-20
O2	at Army	L	14-35
O9	Miami (Ohio) *	W	31-13
O16	at Bowling Green *	L	7-49
O23	at Temple	W	31-7
O30	at Ohio *	L	13-21
N6	Eastern Michigan *	W	19-7
N13	Ball State *	L	9-31
N20	Youngstown State	L	0-19
Total			192-222

## 1994 (1-10, 1-8 MAC-9TH)

**Head Coach: Gerry Faust**  
**Captains: DeShawn Brown, Phil Dunn, Darin Ford, Mike Lyons**

S3	Temple	L	7-32
S10	Bowling Green *	L	0-45
S17	at Kent State *	L	16-32
S24	at Western Michigan *	L	6-19
O8	at Miami (Ohio) *	L	14-50
O15	Central Michigan *	L	0-47
O22	Toledo *	L	25-48
O29	at Youngstown State	L	7-41
N5	at Eastern Michigan *	L	18-42
N12	at Ball State *	L	28-38
N19	Ohio *	W	24-10
Total			145-404

## 1995 (2-9, 2-6 MAC-7TH-T)

**Head Coach: Lee Owens**  
**Captains: Game Captains**

S2	Eastern Michigan *	L	29-49
S16	at Bowling Green *	L	12-50
S23	at Kansas State (#19)	L	0-67
S30	Central Michigan *	W	16-13
O7	at Western Michigan *	L	3-7
O14	at Virginia Tech (#10)	L	27-77
O21	Ohio *	L	23-29
O28	Kent State *	W	14-6
N4	Youngstown State	L	10-24
N11	at Toledo *	L	7-41
N18	at Miami (Ohio) *	L	0-65
Total			141-428

## 1996 (4-7, 3-5 MAC-7TH-T)

**Head Coach: Lee Owens**  
**Captains: Nate Boyd, Mike Junko, Andre McCray, Jason Taylor**

A29	at Ohio *	L	14-44
S7	Virginia Tech (#15)	L	18-21
S14	Toledo *	L	10-27
S21	at Illinois	L	7-38
S28	Western Michigan *	W	27-7
O5	at Kent State *	L	17-32
O12	at Central Michigan *	L	0-42
O19	Miami (Ohio) *	W	10-7
O26	at Northern Illinois	W	34-17
N2	Bowling Green *	W	21-14
N9	at Eastern Michigan *	L	17-20
Total			175-269

\* - Mid-American Conference Games

## 1997 (2-9, 2-6 MAC 6TH-EAST)

**Head Coach: Lee Owens**  
**Captains: Nate Boyd, George Germany, Andre McCray, Kevin Kuntz, Mike Lagasse**

A30	at Nebraska (#6)	L	14-59
S13	at Miami (Ohio) *	L	20-49
S20	Bowling Green *	L	28-31
S27	at Louisiana State (#13)	L	0-56
O4	Central Michigan *	W	53-14
O11	at Marshall *	L	17-52
O18	at Eastern Michigan	L	0-45
O25	Ohio *	L	17-21
N1	at Ball State *	L	14-31
N8	Kent State *	W	45-35
N15	at Toledo * (#18)	L	10-42
Total			218-435

## 1998 (4-7, 2-6 MAC-5TH-EAST)

**Head Coach: Lee Owens**  
**Captains: Nate Boyd, George Germany, Andre McCray, Kevin Kuntz, Mike Lagasse**


S5	Marshall *	L	16-27
S12	at Temple	W	35-28
S26	Ball State *	W	52-14
O3	at Pittsburgh	L	0-35
O10	at Kent State *	W	45-16
O17	at Ohio *	L	14-28
O24	Toledo *	L	17-24
O31	at Central Michigan *	L	27-28
N7	at Bowling Green *	L	21-58
N14	Eastern Michigan	W	24-21
N21	Miami (Ohio) *	L	14-20
Total			265-299

## 1999 (7-4, 5-3 MAC-3RD-T EAST)

**Head Coach: Lee Owens**  
**Captains: George Cameron, Jon Eaton, Steve Hale, Dan Wessman**

S4	at Penn State (#2)	L	24-70
S11	at Buffalo *	W	17-10
S18	Temple	W	25-15
S25	at Eastern Michigan *	L	17-38
O2	at Ball State *	W	31-9
O9	Ohio *	W	41-28
O16	Bowling Green *	W	55-25
O23	at Navy	W	35-29
O30	Western Michigan *	L	10-24
N6	at Miami (Ohio) *	L	23-32
N13	Kent State *	W	37-34
Total			315-314

ZIPS RISE TOGETHER



**2000 (6-5, 5-3 MAC-1ST-EAST)**

**MAC EAST CHAMPIONS**  
**Head Coach: Lee Owens**  
**Captains: Tony McCray,**  
**Rich Reliford, Dwight Smith,**  
**Butchie Washington**

S2	at Virginia Tech (#11)	L	23-52
S9	at Central Michigan*	L	7-17
S16	Central Florida	W	35-24
S23	at Ohio*	W	23-20
S30	Miami (Ohio)*	W	37-20
O7	at Bowling Green*	W	27-21
O14	Northern Illinois*	L	35-52
O21	Connecticut	L	35-38
O28	Marshall*	L	28-31
N11	Buffalo*	W	49-14
N18	at Kent State*	W	34-6
Total			333-295

\* - Mid-American Conference Games

**2001 (4-7, 4-4 MAC-4TH-EAST)**

**Head Coach: Lee Owens**  
**Captains: Zac Derr, Tim Ritley,**  
**Chris Smith, Scott Smith**

A30	Ohio*	W	31-29
S8	at Ohio State (#22)	L	14-28
S22	at Purdue (#24)	L	14-33
S29	Kent State*	W	14-10
O6	at Western Michigan*	L	14-31
O13	at Miami (Ohio)*	L	27-30
O20	Bowling Green	L	11-16
O27	at Marshall*	L	33-50
N3	at Central Florida	L	17-57
N17	at Buffalo*	W	41-14
N24	Eastern Michigan* (3OT)	W	65-62
Total			281-360

**2002 (4-8, 3-5 MAC-5TH-EAST)**

**Head Coach: Lee Owens**  
**Captains: Charlie Frye,**  
**Ryan Gargas, Ryan Myers,**  
**Brandon Payne**

A31	at Iowa	L	21-57
S7	at Maryland	L	14-44
S14	Central Michigan*	L	17-24
S21	at Virginia	L	29-48
S28	Miami (Ohio)*	L	31-48
O5	at Eastern Michigan*	L	34-42
O12	Liberty	W	49-21
O26	at Central Florida*	L	17-28
N2	Marshall (#25)*	W	34-20
N9	at Ohio*	L	10-27
N16	Buffalo*	W	21-10
N23	at Kent State*	W	48-10
Total			325-379

**2003 (7-5, 5-3 MAC 3RD-EAST)**

**Head Coach: Lee Owens**  
**Captains: Chase Blackburn,**  
**Matt Cherry, Charlie Frye,**  
**Marques Hayes**

A28	Kent State*	L	38-41
S6	at Wisconsin (#18)	L	31-48
S13	Eastern Michigan*	W	24-17
S20	Howard	W	65-7
S27	at Buffalo*	W	38-21
O4	at Miami (Ohio)*	L	20-45
O11	Cal Poly	W	45-14
O18	Central Florida*	W	38-24
O25	at Connecticut	L	37-38
N1	at Marshall*	L	24-42
N8	at Central Michigan*	W	40-28
N15	Ohio*	W	35-28
Total			435-353

**2004 (6-5, 6-2 MAC 2ND-EAST)**

**Head Coach: J.D. Brookhart**  
**Captains: Dan Basch, Chase Blackburn,**  
**Diontre Earl, Charlie Frye**

S4	at Penn State	L	10-48
S11	Middle Tennessee State	L	24-31
S18	at Virginia (#12)	L	0-51
S23	at Kent State*	W	24-19
O2	at Northern Illinois*	L	19-49
O9	Buffalo*	W	44-21
O16	at Central Florida*	W	26-21
O23	Ball State*	W	35-23
N5	Marshall*	W	31-28
N13	at Ohio*	W	31-19
N20	Miami (Ohio)*	L	27-37
Total			271-347

**2005 (7-6, 5-3 MAC-1ST-EAST)**

**MAC CHAMPIONS**  
**MAC EAST CHAMPIONS**  
**Head Coach: J.D. Brookhart**  
**Captains: Kiki Gonzalez,**  
**Domenik Hixon, Jason Montgomery,**  
**Brian White**

S10	at Purdue (#13)	L	24-49
S17	at Middle Tenn. State	W	17-7
S24	Northern Illinois* (OT)	W	48-42
O1	Central Michigan*	L	17-31
O8	at Buffalo*	W	13-7
O15	at Miami (Ohio)*	L	23-51
O22	Army	L	0-20
O29	at Bowling Green*	W	24-14
N5	at Ball State*	L	17-23
N15	Ohio*	W	27-3
N24	Kent State*	W	35-3
<b>MAC Championship Game</b>			
D1	vs. Northern Illinois #	W	31-30
<b>Motor City Bowl</b>			
D26	vs. Memphis #	L	31-38
Total			307-318

# - Played at Ford Field (Detroit)

**2006 (5-7, 3-5 MAC-3RD-EAST)**

**Head Coach: J.D. Brookhart**  
**Captains: Luke Getsy, Kiki Gonzalez**

S2	at Penn State (#19)	L	16-34
S9	at N.C. State	W	20-17
S16	at Central Michigan*	L	21-24
S23	North Texas	W	33-13
S30	at Kent State*	L	15-37
O7	at Cincinnati	L	14-20
O21	Miami (Ohio)*	W	24-13
O28	at Toledo*	L	20-35
N4	Bowling Green*	W	35-28
N9	Buffalo*	W	31-16
N16	at Ohio*	L	7-17
N24	Western Michigan*	L	0-17
Total			236-271

**2007 (4-8, 3-5 MAC-6TH EAST)**

**Head Coach: J.D. Brookhart**  
**Captains: Yamari Dixon,**  
**John Mackey, Mike Schepp**

S1	vs. Army %	W	22-14
S8	at Ohio State (#11)	L	2-20
S15	at Indiana	L	24-41
S22	Kent State*	W	27-20
S29	at Connecticut	L	10-44
O6	at Western Michigan*	W	39-38
O13	Temple*	L	20-24
O27	at Buffalo*	L	10-26
N2	at Bowling Green*	L	20-44
N7	Ohio*	W	48-37
N14	at Miami (Ohio)*	L	0-7
N23	Central Michigan*	L	32-35
Total			254-350

% - Akron's home game, played at Cleveland Browns Stadium as part of the inaugural Patriot Bowl.

**2008 (5-7, 3-5 MAC-4TH-EAST)**

**Head Coach: J.D. Brookhart**  
**Captains: Kevin Grant,**  
**Chris Kemme, Dennis Kennedy,**  
**Merce Poindexter, Doug Williams**

A30	at Wisconsin (#12)	L	17-38
S6	at Syracuse	W	42-28
S13	Ball State*	L	24-41
S20	at Army	W	22-3
S27	Cincinnati	L	15-17
O4	at Kent State* (2OT)	W	30-27
O11	Bowling Green*	L	33-37
O18	at Eastern Michigan*	W	42-35
N5	Toledo*	W	47-30
N13	Buffalo* ^ (4OT)	L	40-43
N22	at Ohio*	L	42-49
N28	at Temple* #	L	0-17
Total			360-375

^ - final game played at the Rubber Bowl  
 # - played at Lincoln Financial Field

**2009 (3-9, 2-6 MAC-5TH-EAST)**

**Head Coach: J.D. Brookhart**  
**Captains: Game Captains**

S5	at Penn State (#8)	L	7-31
S12	Morgan State	W	41-0
S19	Indiana	L	21-38
S26	at Central Michigan*	L	21-48
O10	Ohio*	L	7-19
O17	at Buffalo*	L	17-21
O24	at Syracuse*	L	14-28
O31	at Northern Illinois*	L	10-27
N7	Kent State*	W	28-20
N13	Temple*	L	17-56
N22	at Bowling Green*	L	20-36
N28	Eastern Michigan*	W	28-20
Total			360-375

**2010 (1-11, 1-7 MAC-6TH-EAST)**

**Head Coach: Rob Ianello**  
**Captains: Alex Allen, Mike Thomas,**  
**Mike Ward**

S4	Syracuse	L	3-29
S11	Gardner Webb (3OT)	L	37-38
S18	at Kentucky	L	10-47
S25	at Indiana	L	20-35
O2	Northern Illinois*	L	14-50
O9	at Kent State*	L	17-28
O16	at Ohio*	L	10-38
O23	Western Michigan*	L	10-56
O30	at Temple* #	L	0-30
N6	at Ball State* (3OT)	L	30-37
N17	Miami (Ohio)*	L	14-19
N28	Buffalo*	W	22-14
Total			187-421

# - played at Lincoln Financial Field

# RECORDS

## 2011 (1-11, 0-8 MAC-7TH-EAST)

**Head Coach: Rob Ianello**  
**Captains: Jake Anderson,**  
**Adam Steiner, Brian Wagner**

S3	at Ohio State	L	0-42
S10	Temple *	L	3-41
S17	at Cincinnati	L	14-59
S24	VMI	W	36-13
O1	at Eastern Michigan *	L	23-31
O8	FIU	L	17-27
O22	Ohio *	L	20-37
O29	Central Michigan *	L	22-23
N3	at Miami (Ohio) *	L	3-35
N12	Kent State *	L	3-35
N19	at Buffalo *	L	10-51
N25	at Western Michigan *	L	19-68
Total			170-462

## 2012 (1-11, 0-8 MAC-7TH-EAST)

**Head Coach: Terry Bowden**  
**Captains: Adam Bice,**  
**Kurt Mangum, Adam Steiner**

A30	Central Florida	L	14-56
S8	at FIU (OT)	L	38-41
S15	Morgan State	W	66-6
S22	at Tennessee	L	26-47
S29	Miami (Ohio) *	L	49-56
O6	Bowling Green *	L	10-24
O13	at Ohio *	L	28-34
O20	Northern Illinois *	L	7-37
O27	at Central Michigan *	L	10-35
N3	at Kent State *	L	24-35
N10	Massachusetts *	L	14-22
N20	at Toledo *	L	23-35
Total			313-428

## 2013 (5-7, 4-4 MAC-4TH-EAST)

**Head Coach: Terry Bowden**  
**Captains: Nico Caponi,**  
**Malachi Freeman, Jarrod Pughley**

A29	at UCF	L	7-38
S7	James Madison	W	35-33
S14	at Michigan (#11)	L	24-28
S21	Louisiana	L	30-35
S28	at Bowling Green *	L	14-31
O5	Ohio *	L	3-43
O12	at Northern Illinois * (#23)	L	20-27
O19	at Miami (Ohio) *	W	24-17
O26	Ball State *	L	24-42
N2	Kent State *	W	16-7
N16	at Massachusetts *	W	14-13
N29	Toledo *	W	31-29
Total			242-343

## 2014 (5-7, 4-4 MAC-4TH-EAST)

**Head Coach: Terry Bowden**  
**Captains: Justin March-Lillard,**  
**Nick Rossi, Travis Switzer**

A28	Howard	W	41-0
S6	at Penn State	L	3-21
S20	Marshall	L	17-48
S27	at Pittsburgh	W	21-10
O4	Eastern Michigan *	W	31-6
O11	Miami (Ohio) *	W	29-19
O18	at Ohio *	L	20-23
O25	at Ball State *	L	21-35
N4	Bowling Green *	L	10-27
N11	at Buffalo *	L	24-55
N18	Massachusetts *	W	30-6
N28	at Kent State *	L	24-27
Total			242-343

## 2015 (8-5, 5-3 MAC-T2ND-EAST)

**FAMOUS IDAHO POTATO BOWL CHAMPIONS**  
**Head Coach: Terry Bowden**  
**Captains: Jatavis Brown,**  
**Cody Grice, Conor Hundley**

S5	at Oklahoma (#19)	L	3-41
S12	Pittsburgh	L	7-24
S19	Savannah State	W	52-9
S26	at Louisiana	W	35-14
O3	Ohio * [HC]	L	12-14
O10	at Eastern Michigan *	W	47-21
O17	at Bowling Green *	L	10-59
O31	Central Michigan *	L	6-14
N7	at Massachusetts *	W	17-13
N14	at Miami (Ohio) *	W	37-28
N21	Buffalo *	W	42-21
N27	Kent State *	W	20-0
<b>Famous Idaho Potato Bowl</b>			
D22	vs. Utah State #	W	23-21
Total			311-279

# - Played at Albertsons Stadium  
 (Boise, Idaho)

## 2016 (5-7, 3-5 MAC-T3RD-EAST)

**Head Coach: Terry Bowden**  
**Captains: JoJo Natson, DeAndre**  
**Scott, James Turner**

S3	VMI	W	47-24
S10	at Wisconsin (#10)	L	10-54
S17	at Marshall	W	65-38
S24	Appalachian State	L	38-45
O1	at Kent State *	W	31-27
O8	Miami (Ohio) * [HC]	W	35-13
O15	Western Michigan (#25) *L	L	0-41
O22	at Ball State *	W	35-25
O27	at Buffalo *	L	20-41
N2	Toledo *	L	17-48
N9	Bowling Green *	L	28-38
N22	at Ohio *	L	3-9
Total			329-403

## 2017 (7-7, 6-2 MAC-1ST EAST)

**MAC EAST CHAMPIONS**  
**Head Coach: Terry Bowden**  
**Captains: Warren Ball, A.J. Coney,**  
**Zach Guiser**

S2	at Penn State (#6)	L	0-52
S9	ARKANSAS PINE BLUFF	W	50-3
S16	IOWA STATE	L	14-41
S23	at Troy	L	17-22
S30	at Bowling Green *	W	34-23
O7	BALL STATE * [HC]	W	31-3
O15	at Western Michigan *	W	14-13
O21	at Toledo *	L	21-48
O28	BUFFALO *	W	21-20
N7	at Miami (Ohio) *	L	14-24
N14	OHIO *	W	37-34
N21	KENT STATE *	W	24-14
<b>MAC Championship Game</b>			
D2	vs. Toledo #	L	28-45
<b>Boca Raton Bowl</b>			
D19	at FAU	L	3-50
Total			310-392

# - Played at Ford Field (Detroit)

## 2018 (4-8, 2-6 MAC-T4TH EAST)

**Head Coach: Terry Bowden**  
**Captains: Kyron Brown, Ulysees**  
**Gilbert III, Kyle Ritz**

S1	at Nebraska	cancelled	
S8	MORGAN STATE	W	41-7
S15	at Northwestern	W	39-34
S22	at Iowa State	L	13-26
O6	MIAMI (Ohio) * [HC]	L	17-41
O13	at Buffalo *	L	6-24
O20	at Kent State * (OT)	W	24-23
O27	CENTRAL MICHIGAN *	W	17-10
N1	NORTHERN ILLINOIS *	L	26-36
N10	at Eastern Michigan *	L	7-27
N17	BOWLING GREEN *	L	6-21
N23	at Ohio *	L	28-49
D1	at South Carolina	L	3-28
Total			227-326

## 2019 (0-12, 0-8 MAC-6TH EAST)

**Head Coach: Tom Arth**  
**Captains: John Lako, Darryl Long,**  
**Nate Stewart, Josh Ward,**  
**Game Captains**

A31	at Illinois	L	3-42
S7	UAB	L	20-31
S14	at Central Michigan *	L	24-45
S21	TROY	L	7-35
S28	at Massachusetts	L	29-37
O12	KENT STATE * [HC]	L	3-26
O19	BUFFALO *	L	0-21
O26	at Northern Illinois *	L	0-49
N2	at Bowling Green	L	6-35
N12	EASTERN MICHIGAN *	L	14-42
N20	at Miami (Ohio) *	L	17-20
N26	OHIO *	L	3-52
Total			126-435

\* - Mid-American Conference Games  
 [HC] - Homecoming

ZIPS RISE TOGETHER



# MISCELLANEOUS RECORDS



**1891 THE UNIVERSITY OF AKRON'S FIRST FOOTBALL TEAM: Sitting on floor (left to right) Eli Hardin, John Eddy. Front row (left to right) Alvin McKnight, Charles Meade, Carlos Webster, Charles Weeks (captain), Robert Osbourne, Wilson Putt, Walter Coe. Standing (left to right) Benjamin Kingsbury, Bryant Campbell, Charles Mignin, Johnson McLean, Harry Clark.**

ZIPS RISE TOGETHER

## RECORD BY DECADE

Decade	W	L	T	Pct.	H	A	N
1890s	15	13	0	.536	12-7	3-6	0-0
1900s	11	18	1	.383	8-6-1	3-12	0-0
1910s	38	36	6	.513	33-25-6	5-11-0	0-0
1920s	48	32	3	.597	36-15-2	12-17-1	0-0
1930s	48	33	6	.586	37-24-4	10-9-2	1-0
1940s	18	38	4	.333	13-21-4	5-17	0-0
1950s	40	44	4	.477	18-22-3	22-21-1	0-1
1960s	57	32	3	.636	33-8-1	22-22-2	2-2
1970s	64	40	3	.612	39-13-1	25-26-2	0-1
1980s	56	54	2	.509	35-18	21-36-2	0-0
1990s	40	68	2	.373	26-21-2	14-47	0-0
2000s	51	67	0	.432	30-21	19-45	2-1
2010s	37	86	0	.300	22-37	14-48	1-1

## OVERTIME RECORD

Date	Opponent	H/A/N	Score	# of OTs
Dec. 4, 1976	Northern Michigan	H	W, 29-26	1
Nov. 24, 2001	Eastern Michigan	H	W, 65-62*!	3
Sept. 24, 2005	Northern Illinois	H	W, 48-42	1
Oct. 4, 2008	Kent State	A	W, 30-27	2
Nov. 13, 2008	Buffalo	H	L, 43-40	4
Sept. 11, 2010	Gardner Webb	H	L, 38-37	3
Nov. 6, 2010	Ball State	A	L, 37-30	3
Sept. 8, 2012	Florida International	A	L, 41-38	1
Oct. 20, 2018	Kent State	A	W, 24-23	1

Overall Record: 5-4      Home Record: 3-2      Road Record: 2-2

One Overtime: 3-1

Two Overtimes: 1-0

Three Overtimes: 1-2

Four Overtimes: 0-1

\* - Second-highest scoring game (combined points) in MAC history

! - Highest-scoring game heading into overtime in FBS history

## RECORD VS. RANKED OPPONENTS

Date	Rank	Opponent	H/A/N	Score
Nov. 10, 1979	#17	Temple	A	L, 42-6
Oct. 15, 1988	#12	Auburn	A	L, 42-0
Nov. 11, 1989	#11	Tennessee	A	L, 52-9
Oct. 20, 1990	#17	Florida	A	L, 59-0
Oct. 5, 1991	#9	East Carolina	A	L, 56-20
Sept. 23, 1995	#19	Kansas State	A	L, 67-0
Oct. 14, 1995	#10	Virginia Tech	A	L, 77-27
Sept. 7, 1996	#15	Virginia Tech	H	L, 21-18
Aug. 30, 1997	#6	Nebraska	A	L, 59-14
Sept. 27, 1997	#13	LSU	A	L, 56-0
Nov. 15, 1997	#18	Toledo	A	L, 42-10
Sept. 4, 1999	#2	Penn State	A	L, 70-24
Sept. 2, 2000	#11	Virginia Tech	A	L, 52-23
Sept. 8, 2001	#22	Ohio State	A	L, 28-14
Sept. 22, 2001	#24	Purdue	A	L, 33-14
Nov. 2, 2002	#25	Marshall	H	W, 34-20
Sept. 6, 2003	#18	Wisconsin	A	L, 48-31
Sept. 18, 2004	#12	Virginia	A	L, 51-0
Sept. 10, 2005	#13	Purdue	A	L, 49-24
Sept. 2, 2006	#19	Penn State	A	L, 34-16
Sept. 8, 2007	#11	Ohio State	A	L, 20-2
Aug. 30, 2008	#12	Wisconsin	A	L, 38-17
Sept. 5, 2009	#8	Penn State	A	L, 31-7
Sept. 14, 2013	#11	Michigan	A	L, 28-24
Oct. 12, 2013	#23	Northern Illinois	A	L, 27-20
Sept. 5, 2015	#19	Oklahoma	A	L, 3-41
Sept. 10, 2016	#10	Wisconsin	A	L, 10-54
Oct. 15, 2016	#25	Western Michigan	H	L, 0-41
Sept. 2, 2017	#6	Penn State	A	L, 0-52

Overall Record: 1-28

Home Record: 1-2

Road Record: 0-26

# COACHING RECORDS

ZIPS RISE TOGETHER



**Tom Arth**  
2019-Present



**Howard "Red" Blair**  
1927-35




**Terry Bowden**  
2012-18



**J.D. Brookhart**  
2004-09



**Kenneth "Red" Cochrane**  
1952-53



**Jim Dennison**  
1973-85

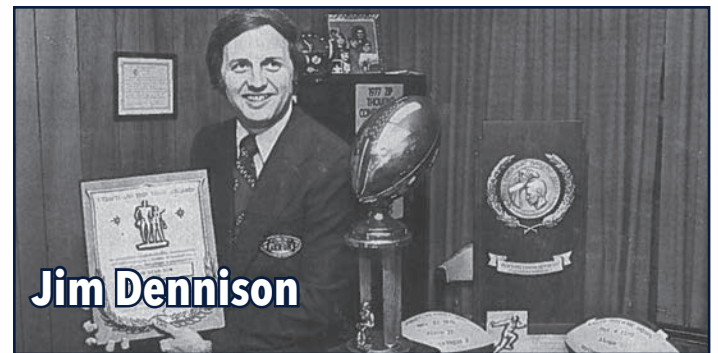
**ALL-TIME HEAD COACH RECORDS**

Year(s)	Coach (Alma Mater)	Yrs	G	W	L	T	Pct.
1891	No Coach	1	4	1	3	0	.250
1892	Frank Cook	1	7	3	4	0	.429
1893-94	John W. Heisman (Penn)	2	8	6	2	0	.750
1895	No Coach	1	5	3	2	0	.600
1896	Harry Wilson	1	1	0	1	0	.000
1897-98	Did Not Compete						
1899	Archie Eves (Buchtel)	1	3	2	1	0	.667
1900	No Coach	1	6	2	3	1	.417
1901	Did Not Compete						
1902	Forest Firestone (Michigan)	1	7	2	5	0	.286
1903	Rev. Alfred W. Place (Chicago)	1	2	0	2	0	.000
1904-07	Did Not Compete						
1908	Dr. Dwight Bradley (Penn)	1	7	3	4	0	.429
1909	Clarence Weed (Olivet)	1	8	4	4	0	.500
1910-14	Frank Haggerty (Colby)	5	41	22	16	3	.573
1915-23	Fred S. Sefton (Colgate)	9	71	34	33	4	.507
1924-25	James W. Coleman (Arkansas)	2	16	6	10	0	.375
1926	George Babcock	1	9	5	2	2	.667
1927-35	Howard "Red" Blair (Ohio State)	9	77	42	30	5	.578
1936-38	James W. Aiken (Wash. & Jeff.)	3	27	19	7	1	.727
1939-40	Thomas W. Dowler (Colgate)	2	18	7	9	2	.444
1941-42	Otis W. Douglas (Wm. & Mary)	2	18	5	10	3	.361
1943-45	No Games Played						
1946-47	Paul Baldacci (Wm. & Mary)	2	17	7	10	0	.412
1948-51	William "Bud" Houghton (Ohio Wesleyan)	4	35	7	27	1	.214
1952-53	Kenneth "Red" Cochrane (Akron)	2	18	8	9	1	.472
1954-60	Joseph H. McMullen (Brown)	7	61	30	28	3	.516
1961-72	Gordon K. Larson (Kent State)	12	112	74	33	5	.683
1973-85	Jim Dennison (Wooster)	13	144	80	62	2	.562
1986-94	Gerry Faust (Dayton)	9	99	43	53	3	.449
1995-03	Lee Owens (Bluffton)	9	101	40	61	0	.396
2004-09	J.D. Brookhart (Colorado State)	6	72	30	42	0	.417
2010-11	Rob Ianello (Catholic)	2	24	2	22	0	.083
2012-18	Terry Bowden (West Virginia)	7	87	35	52	0	.402
2019	Tom Arth (John Carroll)	1	12	0	12	0	.000

**Totals 119 1,117 522 559 36 .467**

**ALL-TIME WINNINGEST COACHES (WINS)**

Name	Years	Wins	Games
1. Jim Dennison	1973-85	80	144
2. Gordon K. Larson	1961-72	74	112
3. Gerry Faust	1986-94	43	99
4. Howard "Red" Blair	1927-35	42	77
5. Lee Owens	1995-03	40	101



**Jim Dennison**


**ALL-TIME WINNINGEST COACHES (WINNING %)\***

Name	Years	Record	Winning %
1. Gordon K. Larson	1961-72	74-33-5	.683
2. Howard "Red" Blair	1927-35	42-30-5	.578
3. Frank Haggerty	1910-14	22-16-3	.573
4. Jim Dennison	1973-85	80-62-2	.562
5. Joseph H. McMullen	1954-60	30-28-3	.516

\*minimum 30 games coached

**MOST GAMES COACHED**

Name	Years	Total Games
1. Jim Dennison	1973-85	144
2. Gordon K. Larson	1961-72	112
3. Lee Owens	1995-03	101
4. Gerry Faust	1986-94	99
5. Terry Bowden	2012-18	87



**Gerry Faust**  
1986-94



**John W. Heisman**  
1893-94



**Gordon K. Larson**  
1961-72



**Lee Owens**  
1995-03



**Fred S. Sefton**  
1915-23



# POSTSEASON HISTORY

The  
University  
of Akron

150  
SESQUICENTENNIAL  
1870 2020

# 1968 GRANTLAND RICE BOWL

- ◆ Louisiana Tech 33, Akron 13
- ◆ December 14, 1968
- ◆ Floyd Stadium | Murfreesboro, Tenn.

COLLEGE DIVISION  
Akron's First Bowl

Louisiana Tech	21	0	0	12	-	33
Akron	0	7	6	0	-	13

ZIPS RISE TOGETHER


### Scoring Summary

- LT - Bradshaw 16-yard run (Golmon kick)
- LT - Spinks 36-yard pass from Bradshaw (Golmon kick)
- LT - Herren 2-yard run (Golmon kick)
- UA - Vargo 1-yard run (Harrison kick)
- UA - Beidleman 13-yard run (kick blocked)
- LT - Brewer 6-yard pass from Bradshaw (kick failed)
- LT - Bradshaw 8-yard run (pass failed)

Team Stats	LT	UA
First Downs	21	14
Rushing Yards	86	118
Passing	33-19-2	21-6-3
Passing Yards	261	78
Total Offense	347	196

### UA Individual Stat Leaders:

- Ron Lemon, 18 rushes, 75 yards
- Jack Beidleman, 18 rushes, 48 yards, 1 TD; 2 recs, 22 yards
- Dan Ruff, 4 receptions, 56 yards



MURFREESBORO, Tenn.- It was the first bowl appearance for either team when The University of Akron and Louisiana Tech met in the fifth annual Grantland Rice Bowl for the 1968 College Division Midwest Region Championship.

Both teams touted quarterbacks who rewrote their respective record books.

For the Zips, under head coach Gordon Larson, senior Don Zwisler entered the contest ranked fourth in the nation in passing. For the Bulldogs, junior Terry Bradshaw ranked first in the country.

Tech jumped out to a quick lead with three touchdowns in the first quarter for a 21-0 advantage.


The Zips managed to get on the board with 1:50 left in the half on a 1-yard run from junior fullback John Vargo. At 28, Vargo was the oldest running back in the country.

The Zips opened the second half with their most impressive drive of the day as they marched 80 yards in 19 plays as sophomore halfback Jack Beidleman took the ball in from 13 yards for the Akron score, cutting the lead to 21-13.

The Zips though could draw no closer as two more Bradshaw scores in the fourth quarter sealed the Bulldog win.

On the day, Bradshaw rushed for two scores and threw for two more giving the football world a glimpse of things to come for the NFL Hall of Fame quarterback.

ZIPS RISE TOGETHER



# 1976 DIVISION II PLAYOFFS | QUARTERFINAL

DIVISION II  
First Postseason Victory  
in Program History



ZIPS RISE TOGETHER

- ◆ Akron 27, UNLV 6
- ◆ November 27, 1976
- ◆ Rubber Bowl | Akron, Ohio

UNLV	6	0	0	0	-	6
Akron	10	10	0	7	-	27

### Scoring Summary


- UA - Embick 24-yard field goal
- UNLV - Bowls 100-yard kickoff return (kick failed)
- UA - Bezbatchenko 43-yard run (Embick kick)
- UA - Hovanec 1-yard run (Embick kick)
- UA - Embick 24-yard field goal
- UA - Evans 14-yard pass from Bezbatchenko (Embick kick)

### Team Stats

	UNLV	UA
First Downs	14	25
Rushes/Yards	16-8	77-419
Passes	19-42-3	5-10-1
Passing Yards	241	31

### UA Individual Stat Leaders:

- Mark Hovanec, 21 rushes, 111 yards
- Marty Bezbatchenko, 14 rushes, 88 yards
- Glenn Evans, 4 receptions, 31 yards, 1 TD



AKRON, Ohio- It was all Akron as the Zips hosted the University of Nevada-Las Vegas at the Rubber Bowl in the quarterfinal round of the 1976 NCAA Division II Playoffs.

The Zips regained the lead for good later in the first half when quarterback Marty Bezbatchenko scampered 43 yards for a touchdown.

Akron head coach Jim Dennison's trademark running attack was true to form as the Blue and Gold racked up 419 yards on the ground, while the defense held the Rebel runners to only eight yards and controlled the game.

Akron added 10 more points in the second quarter on a 1-yard Mark Hovanec run and a 24-yard Embick field goal.

The Zips got on the board first, taking the opening kickoff down to the Vegas 7-yard line where Jim Embick split the uprights with a 24-yard field goal for a 3-0 Akron lead.

Bezbatchenko closed out the scoring in the fourth quarter when he hit senior wide receiver Glenn Evans from 14 yards for the Akron touchdown.

For Akron, the win marked the first postseason victory in program history.

UNLV had its only point production on the afternoon on the ensuing kickoff when 5-6, 143-lb. freshman Ken Bowls took the Embick kick in the endzone and returned it 100 yards for the Rebel touchdown. UNLV led 6-3 after the extra point attempt missed.

# 1976 DIVISION II PLAYOFFS | SEMIFINAL

- ◆ **Akron 29, Northern Michigan 26 (OT)**
- ◆ **December 4, 1976**
- ◆ **Rubber Bowl | Akron, Ohio**

DIVISION II  
Knute Rockne Bowl;  
First OT Game in  
NCAA Playoffs



<b>Northern Mich.</b>	<b>10</b>	<b>0</b>	<b>6</b>	<b>8</b>	<b>-</b>	<b>3</b>	<b>-</b>	<b>26</b>
<b>Akron</b>	<b>7</b>	<b>7</b>	<b>0</b>	<b>9</b>	<b>-</b>	<b>6</b>	<b>-</b>	<b>29</b>

ZIPS RISE TOGETHER

### Scoring Summary


- NMU - Awrey 1-yard run (Harves kick)
- NMU - Harves 31-yard field goal
- UA - Axner 56-yard run (Embick kick)
- UA - Axner 6-yard run (Embick kick)
- NMU - Awrey 4-yard run (pass failed)
- UA - Axner 3-yard run (run failed)
- NMU - Brown 1-yard fumble recovery (Harves kick)
- UA - Embick 35-yard field goal
- NMU - Harves 39-yard field goal
- UA - Bezbatchesko 1-yard run

### Team Stats

	<b>NMU</b>	<b>UA</b>
First Downs	21	16
Rushes/Yards	51-97	60-271
Passes	16-27-2	2-6-2
Passing Yards	251	60

### UA Individual Stat Leaders:

- Dave Axner, 15 rushes, 122 yards, 3 TD's
- Greg Thurman, 10 rushes, 54 yards
- Mark Hovanec, 15 rushes, 48 yards



AKRON, Ohio- History between the Zips and Wildcats added another chapter during the semifinal round of the 1976 NCAA Division II Playoffs- named the Knute Rockne Bowl as the teams played in the first overtime game in the history of NCAA football playoffs.

In the fourth quarter, Axner scored his third TD of the day on a 3-yard run. The Zips, too, missed on a two-point try, leaving them with a 20-16 lead. NMU reclaimed the lead after a QB fumble on the Akron 1-yard line, and OL Roy Brown recovered for the score.

Riding a six-game winning streak against NMU in series history, the Zips were down by 10 points before the Akron rushing machine began to roll. With 2:48 remaining in the first quarter, junior halfback Dave Axner took a Marty Bezbatchesko hand off on the right side and sprinted 56 yards to the end zone.

Down by three points with 3:29 left on the clock, UA had one final shot. Starting on their own 29-yard line, the Zips drove the ball to the NMU 18-yard line where kicker Jim Embick split the uprights with :01 left to tie the contest at 23-23 and send it into overtime.

Akron took the lead in the closing minutes of the half when Axner hit paydirt again for six yards to help the Zips to a 14-10 lead entering the locker room.

With each team trading a series from the opponent's 15-yard line, the Zips won the toss and elected to defend. They pushed the Wildcats back to the 23-yard line where they hit a field goal. The UA offense then took over and ran three rushing plays to move the ball to the 1-yard line where Bezbatchesko went over the goal line on a quarterback keeper to seal the victory.

NMU scored on its first drive of the second half but missed a two-point conversion.

# 1976 DIVISION II PLAYOFFS | FINAL

DIVISION II  
Pioneer Bowl;  
National Championship  
Game



- ◆ **Montana State 24, Akron 13**
- ◆ **December 11, 1976**
- ◆ **Memorial Stadium | Wichita Falls, Texas**

<b>Akron</b>	<b>0</b>	<b>0</b>	<b>7</b>	<b>6</b>	<b>-</b>	<b>13</b>
<b>Montana State</b>	<b>0</b>	<b>14</b>	<b>3</b>	<b>7</b>	<b>-</b>	<b>24</b>

ZIPS RISE TOGETHER

### Scoring Summary

- MSU - McCullough 5-yard pass from Dennehy (Muri kick)
- MSU - Damberger 3-yard pass from Ueland (Muri kick)
- MSU - Muri 21-yard field goal
- UA - Axner 3-yard run (Embick kick)
- UA - Evans 22-yard pass from Bezbatchenko (kick failed)
- MSU - Kosterba 7-yard run (Muri kick)

Team Stats	UA	MSU
First Downs	14	19
Rushes/Yards	44-179	67-266
Passes	7-19-2	7-10-2
Passing Yards	91	50

### UA Individual Stat Leaders:

- Greg Thurman, 10 rushes, 44 yards
- Dave Axner, 11 rushes, 42 yards, 1 TD
- Glenn Evans, 4 receptions, 60 yards, 1 TD



WICHITA FALLS, Texas– It was windy and bitter cold in Wichita Falls when the Zips met No. 1 Montana State for the NCAA Division II National Championship.

The day was made for the ground game and ball control offenses, and the opponents did not disappoint.

UA entered the contest averaging 251.2 yards per game rushing, while MSU ranked first in the nation with 287.5 yards per game on the ground.

The teams played through a scoreless tie through the first quarter and most of the second. MSU finally broke the ice with a 5-yard TD pass to cap a 51-yard drive with 5:47 remaining in the half. The Bobcats scored again with :27 left to take a 14-0 lead at intermission. Montana State controlled the ball for 19:09 in the first half and had 12 first downs compared to 10:51 and two first downs for UA.

The Bobcats added a field goal in the third quarter to take a 17-0 lead before Akron took advantage of a MSU mistake. Charles Parnell recovered a Bobcats fumble at the MSU 30-yard line. Akron got on the board five plays later when Dave Axner ran in from 3 yards out with 1:33 left in the third.

UA caught another break early in the fourth quarter when senior Louis Formen intercepted a MSU pass and set the Zips up at the Bobcats 25-yard line. Quarterback Marty Bezbatchenko finished the three-play drive with a 22-yard touchdown pass to Glenn Evans.

The Montana State defense, however, took matters into its own hands by shutting the Zips down, while the offense added one more touchdown for the final 24-13 score.

While the Zips fell 11 points shy of a National Championship, the 1976 team provided countless exciting memories for Akron fans for years to come.





# 1985 DIVISION I-AA PLAYOFFS | FIRST ROUND



- ◆ Rhode Island 35, Akron 27
- ◆ November 30, 1985
- ◆ Meade Stadium | Kingston, R.I.

DIVISION I-AA  
Zips' First Division I  
Playoff Game

<b>Akron</b>	<b>0</b>	<b>7</b>	<b>14</b>	<b>6</b>	<b>-</b>	<b>27</b>
<b>Rhode Island</b>	<b>0</b>	<b>14</b>	<b>14</b>	<b>7</b>	<b>-</b>	<b>35</b>

ZIPS RISE TOGETHER

### Scoring Summary

- RIU - DiMaggio 3-yd pass from Ehrhardt (Griffin kick)
- UA - Tyler 77-yd return of blocked FG (Klaus kick)
- RIU - Donfield 21-yd pass from Ehrhardt (Griffin kick)
- RIU - DiMaggio 4-yd pass from Ehrhardt (Griffin kick)
- UA - Rafac 16-yd interception return (Klaus kick)
- UA - Clark 1-yd run (Klaus kick)
- RIU - DiMaggio 3-yd pass from Ehrhardt (Griffin kick)
- UA - Green 1-yd run (kick blocked)
- RIU - DiMaggio 7-yd pass from Ehrhardt (Griffin kick)

Team Stats	UA	URI
First Downs	20	31
Rushes/Yards	55-228	12-53
Passes	10-22-3	43-70-2
Passing Yards	115	472

### UA Individual Stat Leaders:

- Mike Clark, 13 rushes, 172 yards, 1 TD
- Willie Davis, 6 receptions, 79 yards
- Brian Moran, 13 tackles



KINGSTON, R.I.- With a come-from-behind 17-14 victory over Austin Peay to finish the regular season at 8-3, Akron headed to battle the Rhode Island Rams in round one of the NCAA I-AA playoffs, marking the Zips' first playoff showing since the move to Division I.

The Zips' powerful running attack had a few question marks entering the game. Junior tailback Mike Clark, who averaged 148 yards per game through the first seven contests, had been hampered by a sprained ankle and totaled only 115 yards in the last three games. Although Akron fell to the Rams, 35-27, Clark came through in style, churning out 172 yards and a touchdown.

After a scoreless first quarter, Rhode Island got on the board with a three-yard touchdown pass and extra point to take a 7-0 lead. After the Rams drove to the UA 17-yard line on their next possession, the Akron special teams took over. A Rams' field goal attempt was blocked

by freshman Gary Tyler and returned 77 yards for a touchdown. Rhode Island scored again to hold a 14-7 edge at halftime.

URI jumped out to a 14-point lead midway through the third quarter. Akron mounted another comeback as defensive lineman Steve Rafac intercepted a Tom Ehrhardt pass and returned it 16 yards for a touchdown.

The next Akron score came when Clark capped off a 55-yard drive with a 1-yard over the middle leap into the endzone. Clark rushed for all 55 yards of the three-play drive, including a gallop of 53 yards.

The two teams traded scores once again with tailback Anthony Green hitting paydirt for the Zips early in the fourth quarter. The extra point attempt was blocked, however, leaving the Rams with a 29-27 lead and the eventual victory.

# 2005 MID-AMERICAN CONFERENCE CHAMPIONSHIP

DIVISION I  
FOOTBALL BOWL SUBDIVISION  
First Conference  
Championship

**Attendance** 12,051  
**Kickoff Time** 7:45 p.m.  
**End of Game** 11:16 p.m.  
**Total Elapsed Time** 3:31  
**Officials:** Referee- Bill Alge; Umpire- William Zurcher; Linesman- Brian Matthews; Line Judge- Steve Barnes; Back Judge- Larry Orrico; Field Judge- Mike Conlin; Side Judge- Bill Simmons  
**Temperature:** 72 **Wind:** None  
**Weather:** Indoors

**Head coaches**  
 Akron J.D. Brookhart  
 Northern Illinois Joe Novak

Team Stats	UA	NIU
First Downs	27	19
Rushes- Net Yards	32-105	52-250
Net Yards Passing	413	110
Pass Comp-Attempts-Int	30-52-1	7-17-0
Total Offense (Plays-Yds)	84-518	69-360
Fumble returns-Yds-TD	0-0-0	0-0-0
Kickoff returns-Yds-TD	3-75-0	6-124-0
Interception returns-Yds-TD	0-0-0	1-0-0
Punts (Number-Avg.)	5-38.0	5-46.6
Fumbles-Lost	1-1	0-0
Penalties-Yards	8-70	3-10
Possession Time	26:56	33:04
Third-Down Conversions	6 of 14	6 of 15
Fourth-Down Conversions	1 of 1	0 of 0
Red-Zone Scores-Chances	3-3	4-4
Sacks By: Number-Yards	3-27	2-16

**Rushing:** Akron- Biggs 20-70, Hixon 1-20, Kennedy 3-8, Getsy 8-7; NIU- Wolfe 42-270, Davis 4-10, Team 1(-1), Nicholson 5(-29).

**Passing:** Akron- Getsy 30-50-1-413-1; Team 0-1-0-0-0; Biggs 0-1-0-0-0. NIU- Nicholson 7-17-0-110-1.

**Receiving:** Akron- Hixon 8-144, Kasperek 6-81, Montgomery 6-69, Biggs 4-53, Long 3-20, Arthur 2-26, Kennedy 1-20. NIU- Davis 2-41, Hurd 2-26, Nordin 2-22, Raleigh 1-21.

**Interceptions:** Akron- none. NIU- Brown 1-0.

**Tackles (UA-A):** Akron- Rohr 5-4, Mackey 5-4, Stokes 5-3, Brown 5-2, Reid 4-2, Dixon 2-4, Tate 3-2, Anderson 2-2, White 2-2, Grant 1-3, Corner 1-3, Gonzalez 1-3, Heny 2-1, Nedd 0-3, five with 1 each. NIU- Ray Smith 4-7, Adriel Hansbro 8-2, Blalark 4-5, Brown 4-4, Alvah Hansbro 3-4, Utschig 4-2, Hutton 0-6, Deon Smith 3-1, Holman 1-3, McCarthy 0-4, Rusch 1-2, English 1-2, Holycross 1-1, eight with 1 each.

- ◆ **Akron 31, Northern Illinois 30**
- ◆ **December 1, 2005**
- ◆ **Ford Field | Detroit, Mich.**

<b>Akron</b>	<b>10</b>	<b>0</b>	<b>0</b>	<b>21</b>	<b>-</b>	<b>31</b>
<b>Northern Illinois</b>	<b>0</b>	<b>10</b>	<b>14</b>	<b>6</b>	<b>-</b>	<b>30</b>



ZIPS RISE TOGETHER

DETROIT (AP) -- The Akron Zips won the first conference title in school history and berth in the Motor City Bowl -- and hope they earned some national attention.

Luke Getsy threw a 36-yard touchdown pass to Domenik Hixon with 10 seconds left to give Akron a 31-30 victory over Northern Illinois on Thursday night in the Mid-American Conference championship game at Ford Field.

"This is a huge moment, not just for our football program, but for our athletic department and our university," Zips coach J.D. Brookhart said. "This was the best three-hour advertisement you could ask for, because we are still in the building phase of this program."

The Zips (7-5) overcame a national conference championship-game record 270 yards and two touchdowns by Huskies tailback Garrett Wolfe.

"In the fourth quarter, if I could have broken one more tackle or made one more move, maybe we could have gotten the first down we needed," he said. "We lost the game, so it doesn't matter how many yards I had."

Akron's winning drive started on its own 19 with 1:41 left and no timeouts. The Zips drove into Northern Illinois (7-5) territory and Hixon beat Adriel Hansbro down the middle of the field and grabbed Getsy's pass deep in the end zone.

"We were two yards short of the first down that would have ended the game," Northern Illinois coach Joe Novak said. "We couldn't make the play when we needed one, and they did."

The Zips had never won a football title in any conference, dating to their joining the Ohio Athletic Conference in 1915.

Wolfe had 42 carries and easily broke the previous MAC title-game record of 188 yards, set by Toledo's Chester Taylor in 2001, and the 2-year-old national record of 235 yards, set by Kansas State's Darren Sproles.

Akron took a 3-0 lead on their first possession on Jason Swiger's 47-yard field goal, the longest in MAC title-game history until Nendick's kick three quarters later.



The teams then traded short rushing touchdowns, as Kennedy put Akron up 10-0 with a 3-yard run. Wolfe made it 10-7 with a 1-yard dive.

Swiger narrowly missed a 46-yard field goal attempt. Nendick tied the game at 10 with a 21-yarder.

The score was tied at 10 at halftime.

Wolfe raced 62 yards to the Zips 20 midway through the third, then scored his second touchdown on a 12-yard burst.

After a fumble, the Huskies made it 24-10 when Dan Nicholson hit Sam Hurd at the goal line with a 19-yard scoring pass.

The Zips rallied and cut the margin to 24-17 on a 3-yard run by Brett Biggs with 13:53 remaining.

Chris Nendick pushed Northern Illinois' lead back to 10 points with a championship game-record 52-yard field goal. But Getsy countered with a 7-yard draw for a touchdown that pulled the Zips within three, 27-24. Nendick's third field goal, a 46-yarder, made it a six-point game with 3:28 to go.

Akron drove to the Northern Illinois 33, before Getsy's pass bounced off the hands of Dennis Kennedy and was intercepted by linebacker Phil Brown.



Northern Illinois went three-and-out, forcing Akron to use all three timeouts, but the Zips got possession and Getsy drove for the winning score.

"It was an unbelievable finish," Brookhart said. "We found a way to go 80 yards."

Getsy was 30-of-50 for 413 yards, and Hixon had eight catches for 144 yards.

The game was as wild as the teams' first meeting, which Akron won 48-42 in overtime on Sept. 24.

**Zips Notes**

- First Mid-American Conference East Division title
- First MAC Championship game appearance
- First MAC Championship game victory
- Since starting to play football in 1891, Akron had never won a conference title (at any level).

- The appearance in the MAC championship game was the first for both Akron and Northern Illinois.
- The MAC had not had a match-up of first time participants since the first league title game in 1997.

**Scoring Summary**

		V-H
<b>1st</b>		
11:54	UA- Jason Swiger 47-yd field goal, 8-32, 1:57	3-0
2:55	UA- Dennis Kennedy 3-yd run (Swiger kick), 6-61, 1:47	10-0
<b>2nd</b>		
11:14	NIU- Garrett Wolfe 1-yd run (Chris Nendick kick), 8-67, 3:28	10-7
2:21	NIU- Nendick 21-yd field goal, 9-67, 4:24	10-10
<b>3rd</b>		
5:03	NIU- Garrett 11-yd run (Nendick kick), 5-81, 2:46	10-17
1:43	NIU- Sam Hurd 19-yd pass from Dan Nicholson (Nendick kick), 6-32, 3:06	10-24
<b>4th</b>		
13:53	UA- Brett Biggs 3-yd run (Swiger kick), 11-80, 2:50	17-24
10:49	NIU- Nendick 52-yd field goal, 8-55, 2:59	17-27
7:35	UA- Luke Getsy 7-yd run (Swiger kick), 10-76, 3:08	24-27
3:28	NIU- Nendick 46-yd field goal, 9-42, 3:58	24-30
0:10	UA- Domenik Hixon 36-yd pass from Getsy (Swiger kick), 9-81, 1:31	31-30



**Jermaine Reid**



**Kris Kasperek**

# 2005 MOTOR CITY BOWL

ZIPS RISE TOGETHER

**Attendance** 50,616  
**Kickoff Time** 4:00 p.m.  
**End of Game** 7:47 p.m.  
**Total Elapsed Time** 3:57  
**Officials:** Referee- Jack Folliard; Umpire- Dennis Angel; Linesman- James Rinne; Line Judge- Blake Lozo; Back Judge- Mike Aaronian; Field Judge- Mike Mothershed; Side Judge- Bernard Samuels  
**Temperature:** 72 **Wind:** None  
**Weather:** Indoors

**Head coaches**  
 Memphis Tommy West  
 Akron J.D. Brookhart

Team Stats	UM	UA
First Downs	21	24
Rushes- Net Yards	58-346	23-47
Net Yards Passing	170	455
Pass Comp-Attempts-Int	7-14-0	34-59-0
Total Offense (Plays-Yds)	72-516	82-502
Fumble returns-Yds-TD	0-0-0	0-0-0
Kickoff returns-Yds-TD	3-97-0	2-39-0
Interception returns-Yds-TD	0-0-0	0-0-0
Punts (Number-Avg.)	5-45.6	8-40.5
Fumbles-Lost	1-1	0-0
Penalties-Yards	7-62	10-61
Possession Time	29:48	30:12
Third-Down Conversions	6 of 14	8 of 18
Fourth-Down Conversions	0 of 0	0 of 1
Red-Zone Scores-Chances	6-6	4-4
Sacks By: Number-Yards	3-22	0-0

**Rushing:** Memphis- D. Williams 31-238, Doss 9-56, Avery 13-38, E. Williams 3-18, Team 2-(-4). Akron- Biggs 14-46, Kennedy 3-13, McDaniel 1-5, Getsy 5-(-17).

**Passing:** Memphis- Avery 7-13-0-170-0, Scott 0-1-0-0-0. Akron- Getsy 34-59-0-455-4.

**Receiving:** Memphis- Scott 3-103, E. Williams 1-42, Doucette 1-28, McCoty 1-(-2), D. Williams 1-(-2). Akron- Arthur 8-180, Hixon 7-63, Kasperek 6-70, Montgomery 6-55, Biggs 4-79, Kennedy 2-6, McDaniel 1-2.

**Interceptions:** Memphis- none . Akron- none.

**Tackles (UA-A):** Memphis- Goodwell 4-8, Collins 7-2, B. McDonald 6-3, R. Smith 4-3, Grant 2-5, Baker 1-5, Rufus 2-3, Snyder 2-2, West 0-4, W. Smith 1-2, Patterson 1-2, Washington 0-3, Spurlock 2-0, McCraney 1-1, C. McDonald 0-1. Akron- Mackey 9-2, Grant 5-5, Stokes 5-3, Reid 4-4, Rohr 3-5, Dixon 6-1, Tate 5-1, Corner 5-1, Gonzalez 3-1, Henry 1-2, White 1-2, Swiger 1-1, Cecchetti 0-2, Groza 0-2, five players with one each.

- ◆ **Memphis 38, Akron 31**
- ◆ **December 26, 2005**
- ◆ **Ford Field | Detroit, Mich.**

DIVISION I  
 FOOTBALL BOWL SUBDIVISION  
 Akron's First Division I-A [FBS] Bowl

<b>Memphis</b>	<b>0</b>	<b>13</b>	<b>7</b>	<b>18</b>	<b>-</b>	<b>38</b>
<b>Akron</b>	<b>3</b>	<b>0</b>	<b>7</b>	<b>21</b>	<b>-</b>	<b>31</b>



DETROIT (AP) - DeAngelo Williams lived up to the hype.

Williams set an NCAA record with his 34th 100-yard rushing game and scored three touchdowns, leading Memphis to a 38-31 victory over Akron in the Motor City Bowl.

Williams ran for 233 yards on 30 carries and finished his career with 6,021 yards rushing – trailing only Ron Dayne, Ricky Williams and Tony Dorsett in Division I-A history – and an NCAA-record 7,568 all-purpose yards.

The Tigers (7-5) took a 21-point lead with 3:09 left, but needed to recover an onside kick with 55 seconds left to seal the win after Luke Getsy threw his fourth touchdown pass to cut the lead to seven points.

Akron (7-6) made a good showing in its first Division I-A bowl game after scoring 21 fourth-quarter points to beat Northern Illinois in the Mid-American Conference championship game.

Getsy was 34-for-59 for a Motor City Bowl-record 455 yards, and tied Chad Pennington's mark for passing touchdowns in the bowl's nine-year history. Jabari Arthur broke Randy Moss's bowl record with 180 yards receiving, scoring twice on eight receptions.

The Tigers led by 10 at halftime after scoring on three straight drives, then pulled away in the second half with three TDs and a field goal in four drives before nearly collapsing in the final minutes.

It was a wild finish – with 46 points scored in the final 15:46 – after Akron led 3-0 midway through the first quarter. The teams combined for 1,018 yards of offense.

Williams broke the 100-yard mark in the third quarter when he ran up the middle and bounced to the outside on an 18-yard carry.

After Getsy threw a 72-yard TD pass to Brett Biggs early in the fourth quarter to cut Akron's deficit to 23-17, Williams showed his speed and power.



He burst through a small hole in the middle of the line and sprinted for a 67-yard gain to set up his 2-yard, linemen-dragging TD for his third score, tying the bowl record.

Williams, who finished seventh in voting for the Heisman, was taken out of the game midway through the fourth quarter while Memphis was driving for its 38-17 lead.

He finished four rushing yards short of the Motor City Bowl record set by Northwestern's Jason Wright against Bowling Green in 2003.

A crowd of 50,616 attended the game in Ford Field, where the Super Bowl was played in 2006.

**Zips Notes**

- First Division I-A bowl game appearance in school history
- The Zips became just the second team (Toledo) in the history of the Motor City Bowl to sell its allotment of 10,000 tickets. An estimated 15,000 Zips' fans were in attendance at Ford Field on Dec. 26.



ZIPS RISE TOGETHER

**Scoring Summary**

	V	H		
<b>1st</b>				
0:40	UA - Jason Swiger 43-yd field goal, 10-31, 3:45	0-3		
<b>2nd</b>				
7:02	UM - S. Gostkowski 32-yard field goal, 9-82, 3:42	3-3		
4:08	UM - DeAng Williams 1-yd run (Gostkowski kick), 4-52, 1:14	10-3		
0:18	UM - Gostkowski 25-yard field goal, 9-63, 2:12	13-3		
<b>3rd</b>				
3:02	UM - Williams 2-yard run (Gostkowski kick), 9-75, 4:47	20-3		
0:46	UA - Arthur 46-yard pass from Luke Getsy (Swiger kick), 7-80, 2:16	20-10		
<b>4th</b>				
12:04	UM - Gostkowski 50-yard field goal, 6-33, 1:49	23-10		
11:03	UA - Brett Biggs 72-yard pass from Getsy (Swiger kick), 3-80, 1:01	23-17		
10:41	UM - Williams 2-yard run (Avery rush), 2-69, 0:22	31-17		
3:09	UM - Williams, E. 5-yard run (Gostkowski kick), 12-78, 6:38	38-17		
1:46	UA - Hixon 14-yard pass from Getsy (Swiger kick), 8-80, 1:23	38-24		
0:55	UA - Jabari Arthur 19-yard pass from Getsy (Swiger kick), 6-51, 0:50	38-31		



# 2015 FAMOUS IDAHO POTATO BOWL

ZIPS RISE TOGETHER

**Attendance** 18,876  
**Kickoff Time** 1:30 p.m.  
**End of Game** 5:00 p.m.  
**Total Elapsed Time** 3:30  
**Officials:** Referee- Charles Lewis; Umpire- Chad Walker; Linesman- Greg Lefils; Line Judge- Pete Taso; Back Judge- Matt Hollifield; Field Judge- J. Middlebrooks; Side Judge- Scott Solomon  
**Temperature:** 37 **Wind:** 6 WNW  
**Weather:** Cloudy

**Head coaches**  
 Akron Terry Bowden  
 Utah State Matt Wells

Team Stats	UA	USU
First Downs	17	22
Rushes- Net Yards	42-100	29-131
Net Yards Passing	182	237
Pass Comp-Attempts-Int	15-30-1	28-45-1
Total Offense (Plays-Yds)	72-282	74-368
Fumble returns-Yds-TD	1-56-0	0-0-0
Kickoff returns-Yds-TD	2-35-0	4-107-0
Interception returns-Yds-TD	1-0-0	1-4-0
Punts (Number-Avg.)	8-44.2	6-44.5
Fumbles-Lost	0-0	5-2
Penalties-Yards	5-34	8-60
Possession Time	34:07	25:53
Third-Down Conversions	5 of 16	5 of 13
Fourth-Down Conversions	0 of 1	0 of 2
Red-Zone Scores-Chances	4-4	3-4
Sacks By: Number-Yards	5-32	1-9

**Rushing:** Akron- Woodson 16-47, Hundley 14-28, Alexander 9-23, Grice 3-2. Utah State- Mays 12-124, Myers 9-8, Hunt 4-7, Keeton 3(-1), Nelson 1(-7).

**Passing:** Akron- Woodson 14-29-1-168-0, Goodman 1-1-0-14-1. Utah State- Keeton 14-25-1-114-1, Myers 14-20-0-123-2.

**Receiving:** Akron- Pratt 9-94, Lane 4-32, Coney 1-42, Woodson 1-14. Utah State- Sharp 11-89, Houston 4-41, Swindall 3-35, Roberts 3-26, Rodriguez 3-14, Hunt 3-6, Raymond 1-22, Keeton 0-5.

**Interceptions:** Akron- Givens 1-0. Utah State- Davis 1-4.

**Tackles (UA-A):** Akron- Guiser 7-2, Evans 7-1, J. Brown 5-3, Givens 6-0, Scott 4-1, Monroe 3-2, Marcus 2-2, George 3-0, Coe 3-0, Hope 1-1, Grice 1-1, Pittman 0-2, nine players with one each. Utah State- Filiaga 6-2, Moala 5-3, Fackrell 4-2, Davis 4-1, Evans 4-1, Evans 3-2, Hines 4-0, Floyd 4-0, Nielsen 3-1, Centers 3-1, Vigil 3-1, Green 3-0, Ali'ifua 1-1, Hayes 1-1, seven players with one each.

- ◆ **Akron 23, Utah State 21**
- ◆ **December 22, 2015**
- ◆ **Albertsons Stadium | Boise, Idaho**

DIVISION I  
 FOOTBALL BOWL SUBDIVISION  
 Akron's First FBS Bowl Victory

<b>Akron</b>	<b>7</b>	<b>6</b>	<b>7</b>	<b>3</b>	<b>-</b>	<b>23</b>
<b>Utah State</b>	<b>0</b>	<b>7</b>	<b>7</b>	<b>7</b>	<b>-</b>	<b>21</b>



BOISE, Idaho- The Akron Zips claimed their first FBS bowl win in school history with a 23-21 defeat of Utah State at Albertsons Stadium before a crowd of 18,876.

Finishing on a five-game winning streak, Akron improved to 8-5 overall, the most wins in a season since moving into FBS play in 1987.

Senior PK Robert Stein was named the bowl's Most Valuable Player. He finished with 11 points on the day (three field goals and two extra points) en route to becoming Akron's career scoring leader.

Sophomore QB Thomas Woodson went 14-of-29 for 168 yards and was the Zips' leading rusher with 47 yards on 16 carries. He also had a 14-yard TD reception.

In the air, senior WR Andrew Pratt led Akron with a career-high nine receptions for 94 yards.

Defensively, sophomore S Zach Guiser had nine tackles, while senior LB Dylan Evans and Jatavis Brown had eight tackles each.

On the opening drive, the Zips' defense showed its strength as senior NT Cody Grice and junior DE Se'Von Pittman sacked QB Chuckie Keeton for a loss of eight, forcing the Aggies to punt.

Akron scored on its next possession, driving 56 yards to the endzone. The Zips used a trick play as junior WR Tyrell Goodman passed the ball 14 yards to Woodson for the score. Stein tacked on the extra point, giving Akron a 7-0 lead with 10:38 to go in the first quarter.

In the second quarter, both teams threw a pick. Woodson was first, followed by Keeton five plays later as senior CB Kris Givens recorded his second interception of the season, stopping an Aggies' scoring drive on the six.

Givens struck again on the next defensive drive. He broke up a pass in the endzone on third-and-eight. On fourth down, the Aggies lined up for a fake field goal and turned the ball over on downs after a rush for a loss of seven yards.

With 2:53 remaining in the first half, Stein nailed a 33-yard field goal to give the Zips 10-0 advantage.



Following the kickoff, Utah State took three plays to drive the field, including a career long 61-yard run by Devante Mays, to score a nine-yard touchdown from Myers to Brandon Swindall.

On their next drive, the Aggies made back-to-back first downs to the 32. Akron's Brown forced a fumble, recovered by senior Rodney Coe who ran it back 56 yards to the 12 with four seconds on the clock. Stein then converted a 29-yard field goal, giving the Zips a 13-7 lead at intermission.

On the opening drive of the third quarter, Utah State took its first lead, 14-13, following a seven-play 64-yard drive that ended with a 19-yard touchdown pass from Myers to Hunter Sharp.

Akron rebounded with an eight-play, 40-yard drive that gave the Zips a 20-14 lead following a two-yard touchdown run by senior RB Donnell Alexander.

Stein added a 46-yard field goal in the fourth quarter, giving UA a 23-14 lead, while becoming Akron's career scoring leader.

With 1:12 remaining in the game, Utah State scored its final touchdown on a two-yard pass. The Zips ran the clock down to six seconds. Utah State's final attempt of the game was incomplete, sealing the Zips' victory.



Thomas Woodson

**Zips Notes**

- Captains: Seniors #1 LB Jatavis Brown, #4 RB Conor Hundley, and #36 NT Cody Grice
- The win was Akron's first-ever bowl victory as an FBS team and its eighth victory of the 2015 season.
- The win, the Zips' fifth consecutive win this fall, was a school record eighth win (most in a season) since moving up to FBS (since 1987).

**Scoring Summary**


Time	Score	Play	V-H
10:38	UA 13-7	UA - Thomas Woodson 14-yd pass from Tyrell Goodman (Robert Stein kick), 3-56, 0:52	7-0
2:53	UA 20-14	UA - Stein 33-yard field goal, 12-59, 5:34	10-0
1:32	UA 20-14	USU - Brandon Swindall 9-yd pass from Kent Myers (Brock Warren kick), 3-71, 1:21	10-7
0:00	UA 23-14	UA - Stein 29-yd field goal, 1-0, 0:04	13-7

**3rd**

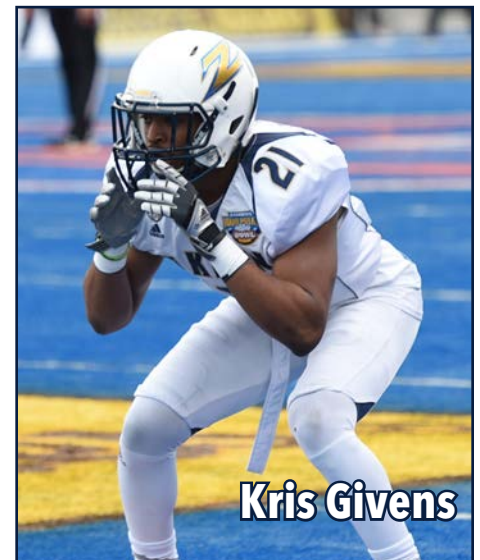

12:41	USU - Hunter Sharp 19-yd pass from Myers (Warren kick), 7-64, 2:19	13-14
5:43	UA - Donnell Alexander 2-yd run (Stein kick), 8-40, 4:00	20-14

**4th**

8:15	UA - Stein 46-yard field goal, 14-56, 6:38	23-14
1:12	USU - Swindall 2-yd pass from Chuckie Keeton (Warren kick), 10-64, 1:30	23-21



Robert Stein



Kris Givens

ZIPS RISE TOGETHER

# 2017 MID-AMERICAN CONFERENCE CHAMPIONSHIP

ZIPS RISE TOGETHER

**Attendance** 16,225  
**Kickoff Time** 12:03 p.m.  
**End of Game** 3:57 p.m.  
**Total Elapsed Time** 3:54  
**Officials:** Referee- Curt Johnson; Umpire- John Hanneke; Linesman- Vince Winters; Line Judge- G. Jogodzinski; Back Judge- Justin Shaeher; Field Judge- John Masterson; Side Judge- Art Lucky; Center Judge- Jason Grant  
**Weather:** Indoors

**Head Coaches**  
 Akron Terry Bowden  
 Toledo Jason Candle

Team Stats	UA	UT
First Downs	20	26
Rushes- Net Yards	33-113	39-254
Net Yards Passing	283	307
Pass Comp-Attempts-Int	18-42-1	23-37-2
Total Offense (Plays-Yds)	75-396	76-561
Fumble returns-Yds-TD	0-0-0	0-0-0
Kickoff returns-Yds-TD	0-0-0	2-32-0
Interception returns-Yds-TD	2-45-0	1-8-0
Punts (Number-Avg.)	7-42.7	3-38.3
Fumbles-Lost	1-1	4-3
Penalties-Yards	3-25	4-43
Possession Time	27:58	32:02
Third-Down Conversions	6 of 18	4 of 11
Fourth-Down Conversions	1 of 3	1 of 1
Red-Zone Scores-Chances	2-4	4-6
Sacks By: Number-Yards	0-0	4-23

**Rushing:** Akron- Morgan 11-51, Edwards 10-46, Nelson 10-10, Woodson 2-6. UT- Swanson 21-180, Seymour 8-39, Thimpkins 5-30, Woodside 2-14, Phillips 1-(-3), Team 2-(-6).

**Passing:** Akron- Nelson 8-18-0-177-2, Woodson 5-14-1-35-0, Kelley 5-9-0-71-1, Chapman 0-1-0-0-0. UT- Woodside 23-37-2-307-4.

**Receiving:** Akron- Smith 3-114, Wolf 2-41, Coney 2-23, Morgan 2-17, Booker 2-14 Edwards 2-11, Chapman 2-8, Williams 1-37, Stewart 1-9, Gladney 1-8. UT- D. Johnson 9-118, J. Johnson 6-103, McKinley-Lewis 2-13, Rosi 1-18, Richards 1-17, Mitchell 1-12, Seymour 1-12, Phillips 1-8, Swanson 1-6.

**Interceptions:** Akron- George 1-20, Gilbert 1-25. UT- Mathis 1-8.

**Tackles (UA-A):** Akron- George 5-5, Gilbert 5-5, J. Davis 8-0, A. Davis 5-3, Dailey 4-0, Brown 3-1, Bell 1-3, Boxen 0-4, Featherstone 2-1, Lako 1-2, Camara 1-1, eight players with 1. UT- Quinn 2-8, Woodley 4-4, Adeniyi 5-1, Teachey 3-3, Blue 2-4, Linch 0-5, Robinson 2-2, Mathis 1-3, Whitfield 2-0, Clark 1-1, Hollman 1-1, Childress 1-1, Olekanma 0-2, Moore 0-2, Taafa 0-2, seven players with one.

- ◆ Toledo 45, Akron 28
- ◆ December 2, 2017
- ◆ Ford Field | Detroit, Mich.

DIVISION I  
 FOOTBALL BOWL SUBDIVISION  
 Akron's Second MAC  
 Championship Appearance

<b>Akron</b>	<b>0</b>	<b>0</b>	<b>7</b>	<b>21</b>	<b>-</b>	<b>28</b>
<b>Toledo</b>	<b>7</b>	<b>21</b>	<b>10</b>	<b>7</b>	<b>-</b>	<b>45</b>



DETROIT -- The University of Akron football team could not overcome a 28-0 halftime deficit and fell to Toledo, 45-28, in the 2017 Mid-American Conference championship game before 16,225 fans on Saturday at Ford Field.

Akron fell to 7-6 overall, while the Rockets improved to 11-2 overall. Both teams earned bowl berths (Akron- Boca Raton; Toledo- Dollar General).

Akron started the game with the ball but was forced to punt. Toledo went three-and-out on its opening drive.

On its second drive, Toledo jumped on the scoreboard first. UT's Danzel McKinley-Lewis returned a punt 48 yards to the 17. On the next play, Diontae Johnson caught a 27-yard pass from QB Logan Woodside, the MAC Offensive Player of the Year, to go ahead 7-0.

Redshirt senior QB Thomas Woodson replaced starter Kato Nelson for a series in the first quarter, his first action since the win over Buffalo (Oct. 28). He took over under center on last drive of the first quarter.

With 1:54 to go, the Rockets' Jameson Vest missed a 33-yard field goal attempt. UT led after the first quarter, 7-0.

In the second quarter, junior LB Brian Bell recovered a fumble on the 37. The recovery set up a field goal attempt for the Zips, but Nick Gasser's 42-yard attempt was blocked by Childress, who returned the ball 36 yards to the 34.

Toledo took advantage of the turnover with a two-yard rushing touchdown by Terry Swanson to take a 14-0 lead.

The Rockets went ahead 21-0 as Johnson scored again, this time on a five-yard reception.

With 2:41 to go in the first half, first-team All-MAC LB Ulysees Gilbert III intercepted a Woodside pass and returned it 25 yards. The Zips could not get into the red zone and were forced to punt.

On their final drive of the half, the Rockets began its drive on the three and yards to the end zone as Jon'Vea Johnson caught a 27-yard touchdown with eight seconds on the clock. Toledo led at intermission, 28-0.





In the third quarter, Vest converted a 47-yard field goal to give UT a 31-0 edge.

Akron finally got on the scoreboard with 30 seconds to go in the quarter. RB Manny Morgan took a direct snap and marched seven yards into the endzone.

The Zips opened the fourth quarter with an interception by junior DB Jordan George. UA scored on the next play as Woodson hit senior WR Austin Wolf with a 29-yard touchdown reception. UT led 38-14 with 14:38 remaining in the game.

On Toledo's next drive, senior DL Ibrahima Camara forced a fumble, recovered by junior DB Darian Dailey, and the Zips took over on the 42. Nelson fumbled the ball on the next play, returning the ball to Toledo.

The Rockets scored on the next play with a 54-yard pass to Swanson to go ahead 45-14.

Akron finished the game with two more scores. Nelson connected with junior WR Kwadarrius Smith on a 44-yard touchdown pass with 6:09 to go.



Jamal Davis II

On the final drive, junior QB Robbie Kelley threw a five-yard touchdown to freshman TE Kobie Booker.

For the Zips, Nelson went 8-of-18 for 177 yards and two touchdowns, while Woodson was 5-of-14 for 35 yards. Smith led the receivers with 114 yards and a touchdown on three receptions, while Morgan led the rushing efforts with 51 yards and a touchdown on 11 carries. Gilbert and George led Akron with 10 tackles apiece.

For the Rockets, Woodside, the Player of the Game, went 23-of-37 for 307 yards and four touchdowns.

**Zips Notes**

- The game was Akron's second appearance in the MAC Championship game and first since 2005.
- The Zips stand 1-3 overall at Ford Field (1-1 in MAC Championship games, 0-1 in 2005 bowl game).




ZIPS RISE TOGETHER

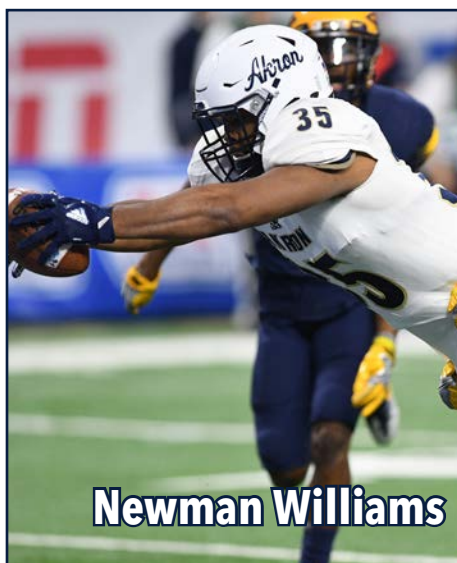
- Junior DB Jordan George intercepted the ball in the fourth quarter, leading to a UA touchdown on the very next play.
- Redshirt junior QB Robbie Kelley threw a five-yard touchdown pass in the fourth quarter, his second as a Zip.

**Scoring Summary**

		V-H
<b>1st</b>		
10:10	UT- Diontae Johnson 27-yd. pass from Woodside (Vest kick), 1-17, 0:24	0-7
<b>2nd</b>		
11:22	UT- Swanson 2-yd. run (Vest kick), 3-70, 0:57	0-14
6:51	UT- Johnson 5-yd. pass from Woodside (Vest kick), 8-64, 3:33	0-21
0:08	UT- Jon'Vea Johnson 27-yd. pass from Woodside (Vest kick), 8-97, 1:13	0-28
<b>3rd</b>		
7:26	UT- Vest 47-yd. field goal, 7-15, 2:51	0-31
2:25	UT- Seymour 12-yd. pass from Woodside (Vest kick), 7-49, 2:43	0-38
0:30	UA- Morgan 7-yd. run (Gasser kick), 4-75, 1:55	7-38
<b>4th</b>		
14:38	UA- Wolf 29-yd. pass from Nelson (Gasser kick), 1-29, 0:08	14-38
13:35	UT- Swanson 54 yd. run (Vest kick), 1-54, 0:10	14-45
6:09	UA- Smith 44-yd. pass from Nelson (Gasser kick), 7-65, 2:36	21-45
0:20	UA- Booker 5-yd. pass from Kelley (Gasser kick), 12-85, 2:45	28-45



Kato Nelson



Newman Williams

# 2017 CHERIBUNDI TART CHERRY BOCA RATON BOWL

ZIPS RISE TOGETHER

**Attendance** 25,912  
**Kickoff Time** 7:05 p.m.  
**End of Game** 10:18 p.m.  
**Total Elapsed Time** 3:13

**Officials:** Referee- Kevin Stine; Umpire- Mark Baynes; Linesman- D. Scott Peterson; Line Judge- Dion Quinn; Back Judge- Matt Hollifield; Field Judge- Grant Jackson; Side Judge- Eduardo Balbis; Center Judge- Mike Block

**Weather:** 74 degrees, clear, no wind

**Head Coaches**

Akron Terry Bowden  
 Florida Atlantic Lane Kiffin

**Team Stats**

	UA	FAU
First Downs	11	29
Rushes- Net Yards	37-69	60-312
Net Yards Passing	77	270
Pass Comp-Attempts-Int	10-21-0	19-26-0
Total Offense (Plays-Yds)	58-146	86-582
Fumble returns-Yds-TD	0-0-0	0-0-0
Kickoff returns-Yds-TD	0-0-0	1-26-0
Interception returns-Yds-TD	0-0-0	0-0-0
Punts (Number-Avg.)	7-45.6	1-34.0
Fumbles-Lost	0-0	1-0
Penalties-Yards	4-49	6-52
Possession Time	27:52	32:08
Third-Down Conversions	3 of 15	3 of 12
Fourth-Down Conversions	0 of 2	5 of 6
Red-Zone Scores-Chances	1-2	6-6
Sacks By: Number-Yards	1-3	5-33

**Rushing:** Akron- Morgan 17-41, Nelson 14-21, Turfe 5-17, Kelley 1(-10). FAU- Singletary 26-124, Driskel 13-67, Howell 9-50, Whyte 5-35, Woods 2-22, Wright 4-19, Solomon 1(-5).

**Passing:** Akron- Nelson 9-15-0-80-0, Kelley 1-6-0(-3)-0. FAU- Driskel 19-25-0-270-2, Franklin 0-1-0-0-0.

**Receiving:** Akron- Wolf 3-26, Chapman 3-19, Coney 2-28, Bickley 1-7, Williams 1(-3). FAU- Wright 7-71, Woods 4-79, Solomon 4-71, Raine 1-23, Singletary 1-13, Whyte 1-10, McGriff 1-3.

**Interceptions:** none.

**Tackles (UA-A):** Akron- Gilbert 3-10, A. Davis 6-5, J. Davis 5-5, Lako 4-4, Featherstone 2-6, Brown 6-1, Bell 3-2, Hauser 2-3, Baggett 2-2, George 2-1, Butler 2-1, Ward 1-2, Dailey 1-2, Reinke 0-3, Jacobs 1-1, Boxen 0-2, four players with 1. FAU- Al-Shaair 5-8, Smith 7-3, Young 3-4, Snyder 3-2, Leggett 1-4, Taleni 0-4, Burden 2-1, Tooley 2-1, McCarthy 0-3, Rose 1-1, McCrary 0-2, Internicola 0-2, five players with one.

- ◆ Florida Atlantic 50, Akron 3
- ◆ December 19, 2017
- ◆ FAU Stadium | Boca Raton, Fla.

DIVISION I  
 FOOTBALL BOWL SUBDIVISION  
 Second Bowl Appearance  
 in Three Seasons

Akron	0	3	0	0	-	3
Florida Atlantic	7	14	15	14	-	50



BOCA RATON, Fla. - Four second-half touchdowns proved too much for the University of Akron football team to overcome as Florida Atlantic posted a 50-3 victory over the Zips in the Cheribundi Tart Cherry Boca Raton Bowl on Tuesday.

The Owls out-gained Akron in the second half, 332-24, to deny the Zips their second bowl triumph.

On the evening, Florida Atlantic out-paced Akron in total yards, 582-146, including a rushing for 312 yards. The Zips finished the contest without committing a turnover.

Playing in their school-record 14th game of the season, redshirt freshman QB Kato Nelson led Akron offensively going 9-of-15 for 80 yards, while rushing for 21 yards. Senior RB Manny Morgan was the Zips' leading rusher with 41 yards on 17 carries, while senior WR A.J. Coney pulled in two catches for a team-best 28 yards receiving. Senior WR Austin Wolf and Tra'Von Chapman each made three receptions for 26 and 19 yards, respectively.

Defensively, junior LB Ulysees Gilbert III paced the Zips with a game-high 13 tackles, including three solo tackles. Akron also benefitted from 11 and 10 tackles, respectively, from sophomore DB Alvin

Davis and redshirt junior DE Jamal Davis II. Alvin Davis and junior DB Kyron Brown registered a team-best six solo tackles apiece.

The Owls took the opening series down to the Zips' 27-yard line before the scoring drive stalled as Greg Joseph's 45-yard field goal attempt sailed wide right.

Akron assumed the ball on its opening series and marched down to the Florida Atlantic nine-yard line thanks to a key 3rd-and-10 conversion on a quarterback keeper by Nelson. A quarterback sack on third-and-goal forced the Zips to go for a 38-yard field goal, an attempt by junior PK Nick Gasser that went wide right.

Florida Atlantic capped the scoring drive with a four-yard touchdown pass on fourth down from Driskel to Wright with 1:08 remaining in the opening quarter to give the Owls a 7-0 lead.

The Zips capped a 12-play, 42-yard scoring drive with a 19-yard field goal from Gasser at the 11:14 mark of the second quarter to cut their deficit to 7-3. A key play on the drive was a 13-yard quarterback keeper by Nelson on 2nd-and-14 to move the ball to the 13-yard line.



The Owls answered with a 14-play, 75-yard drive capped by a three-yard quarterback run by Driskel to assume a 14-3 advantage with 5:38 remaining in the half.


Florida Atlantic then took a 21-3 advantage on a six-yard rush by Singletary with 37 ticks left before halftime to culminate a four-play, 87-yard scoring drive.

In the second half, Florida Atlantic answered with 29 points while holding Akron scoreless. FAU assumes a 36-3 lead following a TD and a successful two-point conversion.


A seven-yard rush by Driskel extended Florida Atlantic's advantage to 43-3 with 14:35 left in the game, before a 26-yard run by Singletary with 10:47 to play pushed the margin to 50-3.

**Zips Notes**

- The Zips participated in their second bowl game in three seasons, a program first.
- The 14 games played were the most in a season in school history.
- Sophomore DB Denzel Butler had a sack for a loss of three yards, the first in his collegiate career.
- Junior DE Jamal Davis had a career-high 10 tackles.



**Nick Gasser**



ZIPS RISE TOGETHER

**Scoring Summary**

	V-H	4th
<b>1st</b>		14:35
1:08	FAU- Wright 4-yd. pass from Driskel (Joseph kick), 13-79, 4:44	0-7
		10:47
	FAU- Singletary 26-yd. run (Rickel kick), 8-66, 3:22	3-43
		3-50
<b>2nd</b>		
11:14	UA- Gasser 19-yd. field goal, 12-42, 4:54	3-7
5:38	FAU- Driskel 3-yd. run (Joseph kick), 14-75, 5:36	3-14
0:37	FAU- Singletary 6-yd. run (Joseph kick), 4-87, 0:58	3-21
<b>3rd</b>		
9:13	FAU- Singletary 2-yd. run (Joseph kick), 10-52, 3:13	3-28
6:30	FAU- Wright 3-yd. pass from Driskel (Wright rush), 6-40, 1:41	3-36



**Manny Morgan**



**Ulysees Gilbert III**

# DIVISION I FBS BOWL RECORDS

## AKRON BOWL SUPERLATIVES

ZIPS RISE TOGETHER

### First Downs

Total	<b>Highs</b> 24 vs. Memphis (2005)	<b>Lows</b> 11 vs. Florida Atlantic (2017)
Rushing	6 vs. Utah State (2015)	3 vs. Memphis (2005)
Passing	18 vs. Memphis (2005)	3 vs. Florida Atlantic (2017)
Penalty	3 vs. Florida Atlantic (2017), vs. Memphis (2005)	2 vs. Utah State (2015)

### Rushing

Attempts	42 vs. Utah State (2015)	23 vs. Memphis (2005)
Net Yards	120 vs. Utah State (2015)	69 vs. Florida Atlantic (2017)
Yards per Carry	2.4 vs. Utah State (2015)	1.9 vs. Florida Atlantic (2017)
Touchdowns	1 vs. Utah State (2015)	0 vs. Florida Atlantic (2017), vs. Memphis (2005)

### Passing

Attempts	59 vs. Memphis (2005)	21 vs. Florida Atlantic (2017)
Completions	34 vs. Memphis (2005)	10 vs. Florida Atlantic (2017)
Completions Pct.	.576 vs. Memphis (2005)	.476 vs. Florida Atlantic (2017)
Yards	455 vs. Memphis (2005)	77 vs. Florida Atlantic (2017)
Interceptions	0 vs. Memphis (2005)	0 vs. Florida Atlantic (2017)
Touchdowns	4 vs. Memphis (2005)	0 vs. Florida Atlantic (2017)

### Total Offense

Plays	82 vs. Memphis (2005)	58 vs. Florida Atlantic (2017)
Net Yards	502 vs. Memphis (2005)	146 vs. Florida Atlantic (2017)
Avg./Play	6.1 vs. Memphis (2005)	2.5 vs. Florida Atlantic (2017)

### Punt Returns

Number	0	0
Yards	0	0

### Kickoff Returns

Number	2 vs. Memphis (2005)	0 vs. Florida Atlantic (2017)
Yards	39 vs. Memphis (2005)	0 vs. Florida Atlantic (2017)

### Interception Returns

Number	1 vs. Utah State (2015)	0 vs. Florida Atlantic (2017), vs. Memphis (2005)
Yards	0 vs. Florida Atlantic (2017), vs. Utah State (2015)	0 vs. vs. Florida Atlantic (2017), Memphis (2005)

### Punts

Number	8 vs. Utah State (2015)	7 vs. Florida Atlantic (2017))
Yards	354 vs. Utah State (2015)	319 vs. Florida Atlantic (2017)
Average	45.6 vs. Florida Atlantic (2017)	40.5 vs. Memphis (2005)

### Penalties

Number	10 vs. Memphis (2005)	4 vs. Florida Atlantic (2017)
Yards	61 vs. Memphis (2005)	34 vs. Utah State (2015)

### Fumbles

Number	0	0
Lost	0	0

### Scoring

Points	31 vs. Memphis (2005)	3 vs. Florida Atlantic (2017)
PAT Attempts	4 vs. Memphis (2005)	0 vs. Florida Atlantic (2017)
PAT Conversions	4 vs. Memphis (2005)	0 vs. Florida Atlantic (2017)
Two-Point Conv. Att.	0	0
Two-Point Conv. Made	0	0
FG Attempts	3 vs. Utah State (2015)	1 vs. Memphis (2005)
FG Made	3 vs. Utah State (2015)	1 vs. vs. Florida Atlantic (2017), Memphis (2005)
Touchdowns	4 vs. Memphis (2005)	0 vs. Florida Atlantic (2017)

### Miscellaneous

Time of Possession	34:07 vs. Utah State (2015)	27:52 vs. Florida Atlantic (2017)
3rd Down Conv. Pct.	.444 (8-of-18) vs. Memphis (2005)	.200 (3-of-15) vs. Florida Atlantic (2017)
4th Down Conv. Pct.	.000 (0-of-1) vs. Utah State (2015), Memphis (2005)	.000 (0-of-2) vs. Florida Atlantic (2017)
Sacks By	5 (32 yds) vs. Utah State (2015)	0 (0 yds) vs. Memphis (2005)

Longest TD Drive (Yards)	80 yards (3 plays, and 1:01, TD) vs. Memphis (2005)
Longest Drive (Yards)	80 yards (3 plays, and 1:01, TD) vs. Memphis (2005)
Longest Drive (Plays)	14 plays (56 yds and 6:32, FG) vs. Utah State (2015)
Longest Drive (Time)	6:38 (14 plays, 56 yds, FG) vs. Utah State (2015)

**OPPONENT BOWL SUPERLATIVES****First Downs**

Total	<b>Highs</b> 29 by Florida Atlantic (2017)	<b>Lows</b> 21 by Memphis (2005)
Rushing	19 by Florida Atlantic (2017)	7 by Utah State (2015)
Passing	13 by Utah State (2015)	4 by Memphis (2005)
Penalty	3 by Memphis (2005)	2 by Florida Atlantic (2017), by Utah State (2015)

**Rushing**

Attempts	60 by Florida Atlantic (2017)	29 by Utah State (2015)
Net Yards	346 by Memphis (2005)	131 by Utah State (2015)
Yards per Carry	6.0 by Memphis (2005)	4.5 by Utah State (2015)
Touchdowns	5 by Florida Atlantic (2017)	0 by Utah State (2015)

**Passing**

Attempts	45 by Utah State (2015)	13 by Memphis (2005)
Completions	28 by Utah State (2015)	7 by Memphis (2005)
Completions Pct.	.730 (19-26) by Florida Atlantic (2017)	.500 (7-of-14) by Memphis (2005)
Yards	270 by Florida Atlantic (2017)	170 by Memphis (2005)
Interceptions	1 by Utah State (2015)	0 by Florida Atlantic (2017), by Memphis (2005)
Touchdowns	3 by Utah State (2015)	0 by Memphis (2005)

**Total Offense**

Plays	86 by Florida Atlantic (2017)	72 by Memphis (2005)
Net Yards	582 by Florida Atlantic (2017)	368 by Utah State (2015)
Avg./Play	7.2 by Memphis (2005)	5.0 by Utah State (2015)

**Punt Returns**

Number	5 by Memphis (2005)	3 by Florida Atlantic (2017), by Utah State (2015)
Yards	50 by Florida Atlantic (2017)	31 by Utah State (2015)

**Kickoff Returns**

Number	4 by Utah State (2015)	1 by Florida Atlantic (2017)
Yards	107 by Utah State (2015)	26 by Florida Atlantic (2017)

**Interception Returns**

Number	1 by Utah State (2015)	0 by Florida Atlantic (2017), by Memphis (2005)
Yards	4 by Utah State (2015)	0 by Florida Atlantic (2017), by Memphis (2005)

**Punts**

Number	6 by Utah State (2015)	1 by Florida Atlantic (2017)
Yards	267 by Utah State (2015)	34 by Florida Atlantic (2017)
Average	45.6 by Memphis (2005)	34.0 by Florida Atlantic (2017)

**Penalties**

Lows		
Number	8 by Utah State (2015)	6 by Florida Atlantic (2017)
Yards	62 by Memphis (2005)	52 by Florida Atlantic (2017)

**Fumbles**

Number	5 by Utah State (2015)	1 by Florida Atlantic (2017), by Memphis (2005)
Lost	2 by Utah State (2015)	1 by Memphis (2005)

**Scoring**

Points	50 by Florida Atlantic (2017)	21 by Utah State (2015)
PAT Attempts	6 by Florida Atlantic (2017)	-
PAT Conversions	6 by Florida Atlantic (2017)	-
Two-Point Conv. Att.	1 by Florida Atlantic (2017), by Memphis (2005)	0 by Utah State (2015)
Two-Point Conv. Made	1 by Florida Atlantic (2017), by Memphis (2005)	0 by Utah State (2015)
FG Attempts	3 by Memphis (2005)	0 by Utah State (2015)
FG Made	3 by Memphis (2005)	0 by Florida Atlantic (2017), 0 by Utah State (2015)
Touchdowns	4 by Memphis (2005)	3 by Utah State (2015)

**Miscellaneous**

Time of Possession	32:08 by Florida Atlantic (2017)	25:53 by Utah State (2015)
3rd Down Conv. Pct.	.428 (6-of-14) by Memphis (2005)	.250 (3-of-12) by Florida Atlantic (2017)
4th Down Conv. Pct.	.833 (5-of-6) by Florida Atlantic (2017)	.000 (0-of-0) by Memphis (2005)
Sacks By	5 (33 yds) by Florida Atlantic (2017)	1 (9 yds) by Utah State (2015)

Longest TD Drive (Yards)	87 yds (4 plays, 0:58, TD) by Florida Atlantic (2017)
Longest Drive (Yards)	87 yds (4 plays, 0:58, TD) by Florida Atlantic (2017)
Longest Drive (Plays)	14 plays (75 yds, 5:36, TD) by Florida Atlantic (2017)
Longest Drive (Time)	6:38 (12 plays, 78 yds, TD) by Memphis (2005)



**Josh Ward**

**PLAYER BOWL SUPERLATIVES**

**Rushing**

Attempts	17, Manny Morgan vs. Florida Atlantic (2017)
Net Yards	47, Thomas Woodson vs. Utah State (2015)
Touchdowns	1, Donnell Alexander vs. Utah State (2015)
Long Run	14, Kato Nelson vs. Florida Atlantic (2017) 14, Thomas Woodson vs. Utah State (2015)

**Opponent**

31, DeAngelo Williams, Memphis (2005)
238, DeAngelo Williams, Memphis (2005)
3, DeAngelo Williams, Memphis (2005)
61, Devante Mays, Utah State (2015)

**Passing**

Attempts	59, Luke Getsy vs. Memphis (2005)	25, Jason Driskel, Florida Atlantic (2017)
Completions	34, Luke Getsy vs. Memphis (2005)	25, Chuckie Keeton, Utah State (2015) 19, Jason Driskel, Florida Atlantic (2017)
Completions Pct.	.600 (9-16), Kato Nelson vs. Florida Atlantic (2017)	.760 (19-25), Jason Driskel, Florida Atlantic (2017)
Yards	455, Luke Getsy vs. Memphis (2005)	270, Jason Driskel, Florida Atlantic (2017)
Interceptions	1, Thomas Woodson vs. Utah State (2015)	1, Chuckie Keeton, Utah State (2015)
Touchdowns	0, Kato Nelson vs. Florida Atlantic (2017)	0, Jason Driskel, Florida Atlantic (2017)
Longest Pass	4, Luke Getsy vs. Memphis (2005)	2, Jason Driskel, Florida Atlantic (2017) 2, Kent Myers, Utah State (2015) 63, Jason Driskel, Florida Atlantic (2017)

**Receptions**

Receptions	9, Andrew Pratt vs. Utah State (2015)	11, Hunter Sharp, Utah State (2015)
Yards	180, Jabari Arthur vs. Memphis (2005)	103, Ryan Scott, Memphis (2005)
Touchdowns	2, Jabari Arthur vs. Memphis (2005)	2, Willie Wright, Florida Atlantic (2017) 2, Brandon Swindall, Utah State (2015)
Long Play	72, Brett Biggs vs. Memphis (2005)	63, Kamrin Solomon, Florida Atlantic (2017)

**Total Offense**

Plays	64, Luke Getsy vs. Memphis (2005)	85, Jason Driskel, Florida Atlantic (2017)
Net Yards	438, Luke Getsy vs. Memphis (2005)	582, Jason Driskel, Florida Atlantic (2017)

**PLAYER BOWL SUPERLATIVES****Punt Returns**

	<b>Akron</b>
Number	0
Yards	0
Longest Return	0

**Opponent**

5, Brandon McDonald, Memphis (2005)  
 50, Jalen Young, Florida Atlantic (2017)  
 24, Jalen Young, Florida Atlantic (2017)

**Kickoff Returns**

Number	2, Domenik Hixon vs. Memphis (2005)
Yards	39, Domenik Hixon vs. Memphis (2005)
Longest Return	22, Domenik Hixon vs. Memphis (2005)

3, Joseph Doss, Memphis (2005)  
 97, Joseph Doss, Memphis (2005)  
 35, Joseph Doss, Memphis (2005)

**Interception Returns**

Number	1, Kris Givens vs. Utah State (2015)
Yards	0, Kris Givens vs. Utah State (2015)
Longest Return	0, Kris Givens vs. Utah State (2015)

1, Jalen Davis, Utah State (2015)  
 4, Jalen Davis, Utah State (2015)  
 4, Jalen Davis, Utah State (2015)

**Kickoffs**

Number	5, Robert Stein vs. Utah State (2015)
Yards	293, Robert Stein vs. Utah State (2015)
Average	60.5, Nick Gasser vs. Florida Atlantic (2017)

8, Greg Joseph, Florida Atlantic (2017)  
 8, Stephen Gostkowski, Memphis (2005)  
 511, Stephen Gostkowski, Memphis (2005)  
 63.9, Stephen Gostkowski, Memphis (2005)

**Punts**

Opponent	
Number	8, Billy Sullivan vs. Memphis (2005) 8, Zach Paul vs. Utah State (2015)
Yards	354, Zach Paul vs. Utah State (2015)
Average	45.6, Nick Gasser vs. Florida Atlantic (2017)
Longest Punt	58, Nick Gasser vs. Florida Atlantic (2017)

6, Aaron Dalton, Utah State (2015)  
 267, Aaron Dalton, Utah State (2015)  
 47.8, Michael Gibson, Memphis (2005)  
 69, Aaron Dalton, Utah State (2015)

**Scoring**

Points	12, Jabari Arthur vs. Memphis (2005)
Points by Kicking	9, Robert Stein vs. Utah State (2015)
Touchdowns	2, Jabari Arthur vs. Memphis (2015)
PAT Attempts	4, Jason Swiger vs. Memphis (2005)
PAT Conversions	4, Jason Swiger vs. Memphis (2005)
Two-Point Conv. Att.	0
Two-Point Conv. Made	0
FG Attempts	3, Robert Stein vs. Utah State (2015)
FG Made	3, Robert Stein vs. Utah State (2015)
Longest FG Made	46, Robert Stein vs. Utah State (2015)

18, Devin Singletary, Florida Atlantic (2017)  
 18, DeAngelo Williams, Memphis (2005)  
 9, Stephen Gostkowski, Memphis (2005)  
 3, Devin Singletary, Florida Atlantic (2017)  
 3, DeAngelo Williams, Memphis (2005)  
 5, Greg Joseph, Florida Atlantic (2017)  
 5, Greg Joseph, Florida Atlantic (2017)  
 1, Willie Wright, Florida Atlantic (2017)  
 1, Maurice Avery, Memphis (2005)  
 1, Willie Wright, Florida Atlantic (2017)  
 1, Maurice Avery, Memphis (2005)  
 3, Stephen Gostkowski, Memphis (2005)  
 3, Stephen Gostkowski, Memphis (2005)  
 50, Stephen Gostkowski, Memphis (2005)



**PLAYER BOWL SUPERLATIVES**

**Defense**

	<b>Akron</b>	<b>Opponent</b>
Tackles	13, Ulysees Gilbert vs. Florida Atlantic (2017)	13, Azeez Al-Shaair, Florida Atlantic (2017)
Solo Tackles	9, John Mackey vs. Memphis (2005)	7, Rasha Smith, Florida Atlantic (2017) 7, O.C. Collins, Memphis (2005)
Assisted Tackles	10, Ulysees Gilbert vs. Florida Atlantic (2017)	8, Azeez Al-Shaair, Florida Atlantic (2017) 8, Tim Goodwell, Memphis (2005)
Tackles for Loss	3, John Mackey vs. Memphis (2005)	3.5, Tim Goodwell, Memphis (2005)
Sacks	1.5, Jatavis Brown vs. Utah State (2015) 1.5, Cody Grice vs. Utah State (2015)	1.5, Hunter Snyder, Florida Atlantic (2017) 1.5, Tim Goodwell, Memphis (2005)
Passes Broken Up	1, Davanzo Tate vs. Memphis (2005) 1, Reggie Corner vs. Memphis (2005) 1, Brian White vs. Memphis (2005) 1, Kris Givens vs. Utah State (2015) 1, DeAndre Scott vs. Utah State (2015) 1, Jamal Marcus vs. Utah State (2015) 1, Bryce Cheek vs. Utah State (2015)	2, Brandon McDonald, Memphis (2005)
Fumbles Caused	1, Jermaine Reid vs. Memphis (2005)	-
Fumbles Recovered	1, John Mackey vs. Memphis (2005) 1, Rodney Coe vs. Utah State (2015) 1, John Senter vs. Utah State (2015)	-
Interceptions	1, Kris Givens vs. Utah State (2015)	-
Interception Yards	0, Kris Givens vs. Utah State (2015)	-
Blocked Kicks	-	-
Quarterback Hurries	2, Jamal Davis vs. Florida Atlantic (2017)	1, three players, Florida Atlantic (2017)





# 2020 OPPONENTS

The  
University  
of Akron

150  
SESQUICENTENNIAL  
1870 2020

# WESTERN MICHIGAN BRONCOS

## GAME #1

- ◆ **Wednesday, Nov. 4**
- ◆ **Time 6:00 P.M.**
- ◆ **InfoCision Stadium-Summa Field**

### QUICK FACTS

Location: ..... Kalamazoo, Mich.  
 Enrollment: ..... 20,696  
 Colors: ..... Brown & Gold  
 President: ..... Dr. Edward Montgomery  
 Athletics Director: ..... Kathy Beaugard  
 Conference ..... Mid-American (West)  
 Stadium: ..... Waldo Stadium (30,200)  
 Surface: ..... FieldTurf  
 2019 Record: ..... 7-6 overall, 5-3 (2nd West)  
 2019 Postseason: ..... First Responder Bowl  
 ..... Western Kentucky 23, Western Michigan 20  
 2019 Final Ranking (AP/USA Today) ..... -/-

Head Coach: ..... Tim Lester  
 ..... (Western Michigan '00)  
 Career Record: ..... 60-41 (9 yrs.)  
 School Record: ..... 20-18 (3 yrs.)

Offensive System: ..... Multiple  
 Defensive System: ..... 4-3-4  
 Starters Returning/Lost: ..... 15/10  
 Letterwinners Returning/Lost: ..... 31/22

Series: ..... Western Michigan leads, 14-5  
 Streak: ..... W1, Akron  
 First Played: ..... 1938 (UA 6, WM 0)  
 Last Played: ..... Oct. 15, 2017 (UA 14, WM 13)

Football Contact: ..... Nathan Palcowski  
 Office: ..... (269) 387-4138  
 Cell: ..... (616) 755-4840  
 E-Mail: ..... nathan.a.palcowski@wmich.edu  
 Website: ..... WMUBroncos.com

### 2020 SCHEDULE

- Nov. 4 ..... **at AKRON \***
- Nov. 11 ..... **TOLEDO \***
- Nov. 18 ..... **at Central Michigan \***
- Nov. 28 ..... **NORTHERN ILLINOIS \***
- Dec. 5 ..... **EASTERN MICHIGAN \***
- Dec. 12 ..... **at Ball State \***



# OHIO BOBCATS

## GAME #2

- ◆ **Tuesday, Nov. 10**
- ◆ **Time 7:00 P.M.**
- ◆ **Peden Stadium | Athens, Ohio**

### QUICK FACTS

Location: ..... Athens, Ohio  
 Enrollment: ..... 38,857  
 Colors: ..... Hunter Green & White  
 President: ..... Dr. M. Duane Nellis  
 Athletics Director: ..... Julie Cromer  
 Conference ..... Mid-American (East)  
 Stadium: ..... Peden Stadium (24,000)  
 Surface: ..... Field Turf  
 2019 Record: ..... 7-6 overall, 5-3 (T2nd East)  
 2019 Postseason: ..... Famous Idaho Potato Bowl  
 ..... Ohio 30, Nevada 21  
 2019 Final Ranking (AP/USA Today) ..... -/-

Head Coach: ..... Frank Solich  
 ..... (Nebraska '66)  
 Career Record: ..... 171-100 (21 yrs.)  
 School Record: ..... 113-81 (14 yrs.)

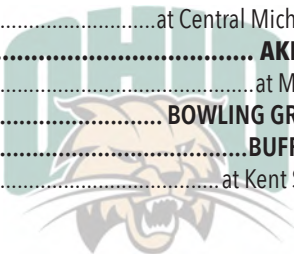
Offensive System: ..... Multiple  
 Defensive System: ..... 4-3  
 Starters Returning/Lost: ..... 19/12  
 Letterwinners Returning/Lost: ..... 54/31

Series: ..... Ohio leads, 22-13-1  
 Streak: ..... W2, Ohio  
 First Played: ..... 1912 (Akron 27, Ohio 0)  
 Last Played: ..... Nov. 26, 2019 (Ohio 52, Akron 3)

Football Contact: ..... Mike Ashcraft  
 Office: ..... (740) 593-1299  
 E-Mail: ..... ashcraft@ohio.edu  
 Website: ..... OhioBobcats.com

### 2020 SCHEDULE

- Nov. 4 ..... **at Central Michigan \***
- Nov. 10 ..... **AKRON \***
- Nov. 17 ..... **at Miami \***
- Nov. 28 ..... **BOWLING GREEN \***
- Dec. 5 ..... **BUFFALO \***
- Nov. 12 ..... **at Kent State \***



# KENT STATE GOLDEN FLASHES

## GAME #3

- ◆ **Tuesday, Nov. 17**
- ◆ **Time TBA**
- ◆ **Dix Stadium | Kent, Ohio**

### QUICK FACTS

Location: ..... Kent, Ohio  
 Enrollment: ..... 38,323  
 Colors: ..... Navy Blue & Gold  
 President: ..... Dr. Todd Diacon  
 Athletics Director: ..... Joel Nielsen  
 Conference ..... Mid-American (East)  
 Stadium: ..... Dix Stadium (25,319)  
 Surface: ..... Field Turf  
 2019 Record: ..... 7-6 overall, 5-3 (T2nd East)  
 2019 Postseason: ..... Frisco Bowl  
 ..... Kent State 51, Utah State 41  
 2019 Final Ranking (AP/USA Today) ..... -/-

Head Coach: ..... Sean Lewis  
 ..... (Wisconsin '07)  
 Career Record: ..... 9-16 (2 yrs.)  
 School Record: ..... Same


Offensive System: ..... Spread  
 Defensive System: ..... Multiple  
 Starters Returning/Lost: ..... 14/10  
 Letterwinners Returning/Lost: ..... 40/23

Series: ..... Akron leads, 35-25-2  
 Streak: ..... W1, Kent State  
 First Played: ..... 1923 (Akron 32, Kent State 0)  
 Last Played: ..... Oct. 12, 2019 (KSU 26, Akron 3)

Football Contact: ..... Dan Griffin  
 Office: ..... (330) 672-8468  
 Cell: ..... (330) 814-5921  
 E-Mail: ..... DGriff34@kent.edu  
 Website: ..... KentStateSports.com

### 2020 SCHEDULE

- Nov. 4 ..... **EASTERN MICHIGAN \***
- Nov. 10 ..... **at Bowling Green \***
- Nov. 17 ..... **AKRON \***
- Nov. 28 ..... **at Buffalo \***
- Dec. 5 ..... **at Miami \***
- Nov. 12 ..... **OHIO \***



**MIAMI  
REDHAWKS**

**GAME #4**

- ◆ **Saturday, Nov. 28**
- ◆ **Time TBA**
- ◆ **InfoCision Stadium-Summa Field**

**QUICK FACTS**

Location: ..... Oxford, Ohio  
 Enrollment: ..... 17,557  
 Colors: ..... Red & White  
 President: ..... Dr. Greg Crawford  
 Athletics Director: ..... David Sayler  
 Conference ..... Mid-American (East)  
 Stadium: ..... Yager Stadium (24,286)  
 Surface: ..... Field Turf  
 2019 Record: ..... 8-6 overall, 6-2 (1st East)  
 2019 Postseason: ..... MAC Championship Game  
 ..... Miami 26, Central Michigan 21  
 ..... Lending Tree Bowl- Louisiana 27, Miami 17  
 2019 Final Ranking (AP/USA Today) ..... - / -

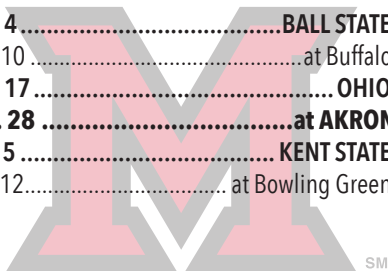
Head Coach: ..... Chuck Martin  
 ..... (Millikin '90)  
 Career Record: ..... 104-52 (12 yrs.)  
 School Record: ..... 30-45 (6 yrs.)

Offensive System: ..... Multiple  
 Defensive System: ..... 4-3  
 Starters Returning/Lost: ..... 17/5 Letterwinners  
 Returning/Lost: ..... 37/20  
 Series: ..... Miami leads, 19-9-1  
 Streak: ..... W3, Miami  
 First Played: ..... 1915 (Miami 23, Akron 6)  
 Last Played: Nov. 20, 2019 (Miami 20, Akron 17)

Football Contact: ..... Dave Meyer  
 Office: ..... (513) 529-4329  
 Cell: ..... (419) 265-0284  
 E-Mail: ..... meyerd@miamioh.edu  
 Website: ..... MiamiRedHawks.com

**2020 SCHEDULE**

Nov. 4 ..... **BALL STATE** \*  
 Nov. 10 ..... at **BUFFALO** \*  
 Nov. 17 ..... **OHIO** \*  
 Nov. 28 ..... at **AKRON** \*  
 Dec. 5 ..... **KENT STATE** \*  
 Dec. 12 ..... at **Bowling Green** \*



**BOWLING GREEN  
FALCONS**

**GAME #5**

- ◆ **Saturday, Dec. 5**
- ◆ **Time TBA**
- ◆ **InfoCision Stadium-Summa Field**

**QUICK FACTS**

Location: ..... Bowling Green, Ohio  
 Enrollment: ..... 19,000  
 Colors: ..... Orange & Brown  
 President: ..... Dr. Rodney Rogers  
 Athletics Director: ..... Bob Moosbrugger  
 Conference ..... Mid-American (East)  
 Stadium: ..... Perry Stadium (24,000)  
 Surface: ..... Sport Turf  
 2019 Record: ..... 3-9 overall, 2-6 (5th East)  
 2019 Postseason: .....  
 2019 Final Ranking (AP/USA Today) ..... - / -

Head Coach: ..... Scot Loeffler  
 ..... (Michigan '98)  
 Career Record: ..... 3-9 (1 yr.)  
 School Record: ..... same

Offensive System: ..... No Huddle/Multiple  
 Defensive System: ..... Multiple  
 Starters Returning/Lost: ..... 16/11  
 Letterwinners Returning/Lost: ..... 32/19

Series: ..... Bowling Green leads, 18-8  
 Streak: ..... W1, Bowling Green  
 First Played: ..... Oct. 3, 1941 (Akron 8, BGSU 0)  
 Last Played: ..... Nov. 2, 2019 (BGSU 35, Akron 6)

Football Contact: ..... Jason Knavel  
 Office: ..... (419) 372-7075  
 Cell: ..... (814) 464-5009  
 E-Mail: ..... jknavel@bgsu.edu  
 Website: ..... BGSUFalcons.com

**2020 SCHEDULE**

Nov. 4 ..... at Toledo \*  
 Nov. 10 ..... **KENT STATE** \*  
 Nov. 17 ..... **BUFFALO** \*  
 Nov. 28 ..... at Ohio \*  
 Dec. 5 ..... at **AKRON** \*  
 Dec. 12 ..... **MIAMI** \*



**BUFFALO  
BULLS**

**GAME #6**

- ◆ **Saturday, Dec. 12**
- ◆ **Time TBA**
- ◆ **UB Stadium | Buffalo, N.Y.**

**QUICK FACTS**

Location: ..... Buffalo, N.Y.  
 Enrollment: ..... 31,500  
 Colors: ..... Royal Blue & White  
 President: ..... Satish K. Tripathi  
 Athletics Director: ..... Mark Alnutt  
 Conference ..... Mid-American (East)  
 Stadium: ..... UB Stadium (29,013)  
 Surface: ..... A-Turf Titan  
 2019 Record: ..... 8-5 overall, 5-3 (T-2nd East)  
 2019 Postseason: ..... Bahamas Bowl  
 ..... Buffalo 31, Charlotte 9  
 2019 Final Ranking (AP/USA Today) ..... - / -

Head Coach: ..... Lance Leipold  
 ..... (UW-Whitewater '87)  
 Career Record: ..... 141-38 (13 yrs.)  
 School Record: ..... 31-32 (5 yrs.)


Offensive System: ..... Multiple  
 Defensive System: ..... 4-3  
 Starters Returning/Lost: ..... 15/7  
 Letterwinners Returning/Lost: ..... 47/19

Series: ..... Akron leads, 11-8  
 Streak: ..... W2, Buffalo  
 First Played: ..... Sept. 11, 1999 (Akron 17, UB 10)  
 Last Played: ..... Oct. 19, 2019 (UB 21, Akron 0)

Football Contact: ..... Jon Fuller  
 Office: ..... (716) 645-6762  
 Cell: ..... (716) 359-2728  
 E-Mail: ..... jfuller3@buffalo.edu  
 Website: ..... UBBulls.com

**2020 SCHEDULE**

Nov. 4 ..... at Northern Illinois \*  
 Nov. 10 ..... **MIAMI** \*  
 Nov. 17 ..... at Bowling Green \*  
 Nov. 28 ..... **KENT STATE** \*  
 Dec. 5 ..... at Ohio \*  
 Dec. 12 ..... **AKRON** \*



ZIPS RISE TOGETHER

# ALL-TIME SERIES VS. 2020 OPPONENTS



**vs. Western Michigan**  
**Nov. 21**

Akron Trails:	5-14
at UA:	2-5
at Western Michigan:	3-9
1938	H 6 0 W
1939	A 0 7 L
1975	A 27 21 W
1987	A 19 24 L
1990	H 20 24 L
1991	A 12 35 L
1992	A 20 24 L
1993	A 3 20 L
1994	A 6 19 L
1995	A 3 7 L
1996	H 27 7 W
1999	H 10 24 L
2001	A 14 31 L
2006	H 0 17 L
2007	A 39 38 W
2010	H 10 56 L
2011	A 19 68 L
2016	H 0 41 L
2017	A 14 13 W



**at Ohio**  
**Nov. 27**

Akron Trails:	13-22-1
at UA:	10-7-1
at Ohio:	3-15
1912	H 27 0 W
1919	H 10 6 W
1920	A 0 39 L
1926	H 3 0 W
1941	H 0 0 T
1942	A 0 39 L
1950	H 6 28 L
1951	A 7 40 L
1992	A 13 0 W
1993	A 13 21 L
1994	H 24 10 W
1995	H 23 29 L
1996	A 14 44 L
1997	H 17 21 L
1998	A 14 28 L
1999	H 41 28 W
2000	A 23 20 W
2001	H 31 29 W
2002	A 10 27 L
2003	H 35 28 W
2004	A 31 19 W
2005	H 27 3 W
2006	A 7 17 L
2007	H 48 37 W
2008	A 42 49 L
2009	H 7 19 L
2010	A 10 38 L
2011	H 20 37 L
2012	A 28 34 L
2013	H 3 43 L
2014	A 20 23 L
2015	H 12 14 L
2016	A 3 9 L
2017	H 37 34 W
2018	A 28 49 L
2019	H 3 52 L



**at Kent State**  
**Nov. 17**

Akron Leads:	35-25-2
at UA:	25-10-2
at Kent State:	10-15
Wagon Wheel:	24-24-1
1923	H 32 0 W
1928	H 8 6 W
1929	H 25 0 W
1930	H 12 6 W
1931	H 12 6 W
1932	H 0 0 T
1933	A 19 6 W
1934	H 26 0 W
1935	H 3 0 W
1936	H 6 0 W
1940	H 23 7 W
1941	H 41 13 W
1942	H 6 23 L
<b>- Wagon Wheel Era -</b>	
1946	H 6 13 L
1947	A 0 6 L
1948	H 0 31 L
1949	A 0 47 L
1950	H 7 19 L
1951	A 7 48 L
1952	H 14 34 L
1953	A 19 54 L
1954	H 18 58 L
1972	H 13 13 T
1974	A 14 51 L
1979	H 15 13 W
1981	A 6 17 L
1983	H 13 6 W
1984	A 17 24 L
1985	H 24 0 W
1986	A 17 7 W
1987	H 23 27 L
1988	A 12 32 L
1989	H 40 7 W
1990	A 38 10 W
1992	A 16 20 L
1993	H 42 7 W
1994	A 16 32 L
1995	H 14 6 W
1996	A 17 32 L
1997	H 45 35 W
1998	A 45 16 W
1999	H 37 34 W
2000	A 34 6 W
2001	H 14 10 W
2002	A 48 10 W
2003	H 38 41 L
2004	A 24 19 W
2005	H 35 3 W
2006	A 15 37 L
2007	H 27 20 W
2008	A 30 27W(2OT)
2009	H 28 20 W
2010	A 17 28 L
2011	H 3 35 L
2012	A 24 35 L
2013	H 16 7 W
2014	A 24 27 L
2015	H 20 0 W
2016	A 31 27 W
2017	H 24 14 W
2018	A 24 23 W(OT)
2019	H 3 26 L



**vs. Bowling Green**  
**Nov. 14**

Akron Trails:	8-18
at UA:	4-9
at Bowling Green:	4-9
1941	H 8 0 W
1985	A 22 27 L
1989	A 38 24 W
1992	H 3 24 L
1993	A 7 49 L
1994	H 0 45 L
1995	A 12 50 L
1996	H 21 14 W
1997	H 28 31 L
1998	A 21 58 L
1999	H 55 25 W
2000	A 27 21 W
2001	H 11 16 L
2005	A 24 14 W
2006	H 35 28 W
2007	A 20 44 L
2008	H 33 37 L
2009	A 20 36 L
2012	H 10 24 L
2013	A 14 31 L
2014	H 10 27 L
2015	A 10 59 L
2016	H 28 38 L
2017	A 34 23 W
2018	H 6 21 L
2019	A 6 35 L



**vs. Miami (Ohio)**  
**Nov. 28**

Akron Trails:	9-19-1
at UA:	6-7
at Miami:	3-12-1
1916	H 6 23 L
1922	A 12 20 L
1923	A 13 13 T
1939	A 14 0 W
1993	H 31 13 W
1994	A 14 50 L
1995	A 0 65 L
1996	H 10 7 W
1997	A 20 49 L
1998	H 14 20 L
1999	A 23 32 L
2000	H 37 20 W
2001	A 27 30 L
2002	H 31 48 L
2003	A 20 45 L
2004	H 27 31 L
2005	A 23 51 L
2006	H 24 13 W
2007	A 0 7 L
2010	H 14 19 L
2011	A 3 35 L
2012	H 49 56 L
2013	A 24 17 W
2014	H 29 19 W
2015	A 37 28 W
2016	H 35 13 W
2017	A 14 24 L
2018	H 17 41 L
2019	A 17 20 L



**at Buffalo**  
**Dec. 12**

Akron Leads:	11-8
at UA:	7-2
at Buffalo:	4-6
1999	A 17 10 W
2000	H 49 14 W
2001	A 41 14 W
2002	H 21 10 W
2003	A 38 21 W
2004	H 44 21 W
2005	A 13 7 W
2006	H 31 16 W
2007	A 10 26 L
2008	H 40 43 L(4OT)
2009	A 17 21 L
2010	H 22 14 W
2011	A 10 51 L
2014	A 24 55 L
2015	H 42 21 W
2016	A 20 41 L
2017	H 21 20 W
2018	A 6 24 L
2019	H 0 21 L

ZIPS RISE TOGETHER

# ALL-TIME SERIES VS. MAC | FUTURE OPPONENTS

ZIPS RISE TOGETHER



**2021**  
**at Auburn**  
**Sept. 4**

Akron Trails:	0-1
at UA:	0-0
at Auburn:	0-1
1988 A 0 42	L

**vs. Temple**  
**Sept. 11**

Akron Trails:	7-14
at UA:	3-7
at Temple:	4-14

1967 A 21 22	L
1970 A 21 0	W
1973 A 33 47	L
1975 H 24 23	W
1976 H 13 23	L
1978 H 21 56	L
1979 A 6 42	L
1980 A 7 16	L
1987 A 3 23	L
1988 H 17 37	L
1991 A 37 32	W
1992 H 29 15	W
1993 A 31 7	W
1994 H 7 32	L
1998 A 35 28	W
1999 H 25 15	W
2007# H 20 24	L
2008# A 0 17	L
2009# H 17 56	L
2010# A 0 30	L
2011# H 3 41	L

# MAC games

**vs. Bryant**  
**Sept. 18**  
- First Meeting -



**at Ball State**

Akron Leads:	12-11-1
at UA:	5-6
at Ball State:	7-5-1

1964 A 25 15	W
1965 H 14 16	L
1969 H 49 9	W
1970 A 31 0	W
1971 H 10 7	W
1972 A 21 21	T
1973 H 14 16	L
1974 A 26 21	W
1975 H 14 17	L
1976 A 3 0	W
1992 A 22 14	W
1993 H 9 31	L
1994 A 28 38	L
1997 A 14 31	L
1998 H 52 14	W
1999 A 31 9	W
2004 H 35 23	W
2005 A 17 23	L
2008 H 24 41	L
2010 A 30 37	L(30T)
2013 H 24 42	L
2014 A 21 35	L
2016 A 35 25	W
2017 H 31 3	W

**at Ohio State**  
**Sept. 25**

Akron Trails:	1-7
at UA:	0-1
at OSU:	1-6

1891 H 0 4	L
1892 A 0 62	L
1893 A 18 32	L
1894 A 12 6	W
1895 A 6 14	L
2001 A 14 28	L
2007 A 2 20	L
2011 A 0 42	L

**2022**  
**vs. Saint Francis (Pa.)**  
**Sept. 3**  
- First Meeting -



**vs. Central Michigan**

Akron Trails:	10-17-1
at UA:	7-7-1
at Central Michigan:	3-10

1969 A 9 6	W
1970 H 35 19	W
1971 A 7 10	L
1972 H 14 10	W
1977 A 14 17	L
1988 H 16 27	L
1989 A 27 26	W
1999 H 14 14	T
1991 A 29 31	L
1992 H 31 28	W
1993 H 23 13	W
1994 H 0 47	L
1995 H 16 13	W
1997 H 53 14	W
1998 A 27 28	L
2000 A 7 17	L
2001 A 14 31	L
2002 H 17 24	L
2003 A 40 28	W
2005 H 31 17	L
2006 A 21 24	L
2007 H 32 35	L
2011 H 22 23	L
2012 A 10 35	L
2015 H 6 14	L
2018 H 17 10	W
2019 A 24 45	L

**at Michigan State**  
**Sept. 10**

Akron Trails:	0-2
at UA:	0-0
at Michigan State:	0-2

1913 A 0 41	L
1914 A 6 75	L

**at Liberty**  
**Sept. 24**

Akron Leads:	1-0
at UA:	1-0
at Liberty:	0-0
2002 H 49 21	W

**vs. New Mexico State**  
**Oct. 1**

Akron Leads:	1-0
at UA:	1-0
at New Mexico State:	0-0
1988 H 52 7	W



**vs. Eastern Michigan**

Akron Leads:	19-14
at UA:	12-4
at EMU:	7-10

1923 H 10 3	W
1949 A 20 6	W
1950 H 40 7	W
1968 H 7 16	L
1969 A 3 10	L
1976 H 36 0	W
1977 H 28 42	L
1978 A 14 25	L
1979 A 24 12	W
1980 H 21 10	W
1981 A 14 7	W
1982 H 14 7	W
1983 A 13 0	W
1985 H 16 12	W
1986 A 21 24	L
1987 H 17 16	W
1992 A 27 9	W
1993 H 19 7	W
1994 A 18 42	L
1995 H 29 49	L
1996 A 17 20	L
1997 A 0 45	L
1998 H 24 21	W
1999 A 17 38	L
2001* H 65 62W(30T)	L
2002 A 34 42	L

**2023**  
**at Temple**  
**Sept. 2**  
- see 2021 schedule -

**vs. Morgan State**  
**Sept. 9**

Akron Leads:	3-0
at UA:	3-0
at Morgan State:	0-0

2009 H 41 0	W
2012 H 66 6	W
2018 H 41 7	W

**vs. Kentucky**  
**Sept. 16**

Akron Trails:	0-1
at UA:	0-0
at Kentucky:	0-1
2010 A 10 47	L

2003 H 24 17	W
2008 A 42 35	W
2009 H 28 20	W
2011 A 23 31	L
2014 H 31 6	W
2015 A 47 21	W
2018 A 7 27	L
2019 H 14 42	L

\*Second-highest scoring game in MAC history

**at Indiana**  
**Sept. 23**

Akron Trails:	0-3
at UA:	0-1
at Indiana:	0-2

2007 A 24 41	L
2009 H 21 38	L
2010 A 20 35	L

**2024**  
**at Kentucky**  
**August 31**  
- see 2023 schedule -

**at South Carolina**  
**Sept. 21**

Akron Trails:	0-1
at UA:	0-0
at South Carolina:	0-1
2018 A 3 28	L



**vs. Northern Illinois**

Akron Trails:	5-11
at UA:	2-5
at Northern Illinois:	2-6
Neutral:	1-0

1966 A 18 31	L
1987 A 27 21	W
1988 A 6 7	L
1990 H 28 31	L
1991 H 17 7	W
1996 A 34 17	W
2000 H 35 62	L
2004 A 19 49	L
2005 H 48 42	W(OT)
2005* N 31 30	W
2009 A 10 27	L
2010 H 14 50	L
2012 H 7 37	L
2013 A 20 27	L
2018 H 26 36	L
2019 A 0 49	L

\* MAC Championship Game  
[Ford Field, Detroit, Mich.]

**2025**  
**at Nebraska**  
**Sept. 6**

Akron Trails:	0-1
at UA:	0-0
at Nebraska:	0-1
1997 A 14 59	L
2018	cancelled- weather

**at UAB**  
**Sept. 13**

Akron Trails:	0-1
at UA:	0-1
at UAB:	0-0
2019 H 20 31	L

**2026**  
**at Kentucky**  
**Sept. 5**  
- see 2023 schedule -



**vs. Toledo**

Akron Trails:	9-12
at UA:	7-5
at Toledo:	2-6
Neutral:	0-1

1923 H 10 3	W
1924 H 14 7	W
1929 A 26 0	W
1930 H 41 0	W
1937 A 21 7	W
1938 H 13 7	W
1946 H 13 33	L
1947 A 7 38	L
1992 H 23 20	W
1994 H 25 48	L
1995 A 7 41	L
1996 H 10 27	L
1997 A 10 42	L
1998 H 17 24	L
2006 A 20 35	L
2008 H 47 30	W
2012 A 23 35	L
2013 H 31 29	W
2016 H 17 48	L
2017 A 21 48	L
2017* N 28 45	L

\* MAC Championship Game

# ALL-TIME SERIES RECORDS

ZIPS RISE TOGETHER

OPPONENT	W	L	T	FIRST GAME	LAST GAME	OPPONENT	W	L	T	FIRST GAME	LAST GAME	OPPONENT	W	L	T	FIRST GAME	LAST GAME	
Akron A.C.	1	0	0	1892	1892	Indiana	0	3	0	2007	2010	Otterbein	4	1	1	1913	1935	
Akron YMCA	1	0	0	1899	1899	Indiana (Pa.)	2	0	0	1970	1971	Penn State	0	6	0	1999	2017	
Ala.-Birmingham (UAB)	0	1	0	2019	2019	Indiana State	6	5	0	1968	1980	Pittsburgh	1	3	0	1900	2015	
Allegheny	3	5	2	1902	1917	Iowa	0	1	0	2002	2002	Pittsburgh Lyceum	0	1	0	1908	1908	
Appalachian State	0	1	0	2016	2016	Iowa State	0	2	0	2017	2018	Purdue	0	2	0	2001	2005	
Arkansas Pine Bluff	1	0	0	2017	2017	James Madison	1	0	0	2013	2013	Quantico Marines	1	1	0	1967	1972	
Arkansas State	0	1	0	1988	1988	John Carroll	7	3	1	1934	1947	Rhode Island	0	1	0	1985	1985	
Army	2	3	0	1991	2008	Kansas State	0	1	0	1995	1995	Rutgers	0	1	0	1990	1990	
Ashland	3	1	0	1924	1931	<b>Kent State</b>	<b>35</b>	<b>25</b>	<b>2</b>	<b>1923</b>	<b>2019</b>	Salem	1	0	0	1986	1986	
Auburn	0	1	0	1988	1988	Kentucky	0	1	0	2010	2010	San Diego State	0	1	0	1965	1965	
Austin Peay	5	2	0	1980	1986	Kenyon	4	4	0	1891	1925	Savannah State	1	0	0	2015	2015	
Baldwin-Wallace	19	22	3	1895	1968	Kirkwood A.C.	1	0	0	1900	1900	South Carolina	0	1	0	2018	2018	
Ball State	12	11	1	1964	2017	Lawrence Tech	1	0	0	1946	1946	SW Missouri State	1	1	0	1963	1964	
Bethany	3	0	0	1902	1909	Liberty	1	0	0	2002	2002	Southern Illinois	1	1	0	1971	1973	
Boise State	0	1	0	1979	1979	Long Beach State	1	0	0	1988	1988	Syracuse	1	2	0	2008	2010	
<b>Bowling Green</b>	<b>8</b>	<b>18</b>	<b>0</b>	<b>1941</b>	<b>2019</b>	Louisiana	1	1	0	2013	2015	Tampa	2	4	0	1966	1974	
Bradley	2	0	0	1967	1968	Louisiana State	0	1	0	1997	1997	Temple	7	14	0	1967	2011	
<b>Buffalo</b>	<b>11</b>	<b>8</b>	<b>0</b>	<b>1999</b>	<b>2019</b>	Louisiana Tech	1	2	0	1968	1990	Tennessee	0	2	0	1989	2012	
Butler	8	0	0	1965	1973	Louisville	0	3	0	1948	1987	Tennessee Tech	6	0	0	1981	1986	
Cal State Fullerton	2	0	0	1988	1990	Marietta	3	2	0	1910	1914	Toledo	9	12	0	1923	2017	
Cal Poly	1	0	0	2003	2003	Marshall	5	9	0	1974	2016	Troy	0	2	0	2017	2019	
Camp Sherman	1	0	0	1917	1917	Maryland	0	1	0	2002	2002	Utah State	1	0	0	2015	2015	
Capital	3	2	1	1956	1965	Massachusetts	3	2	0	2012	2019	Virginia	0	1	0	2002	2002	
Carnegie Tech	0	3	0	1938	1951	Massillon A.C.	3	0	0	1893	1895	Virginia Tech	0	5	0	1989	2000	
Case Tech	9	12	4	1891	1951	Memphis	0	1	0	2005	2005	Va. Military Institute	2	1	0	1967	2016	
Central Florida	5	4	0	1984	2013	<b>Miami (Ohio)</b>	<b>9</b>	<b>19</b>	<b>1</b>	<b>1916</b>	<b>2019</b>	Wabash	1	0	0	1938	1938	
Central Michigan	10	17	1	1969	2019	Michigan	0	1	0	2013	2013	Washington & Jeff.	1	0	0	1939	1939	
Central State	2	0	0	1974	1975	Michigan State	0	2	0	1913	1914	Wayne State	2	4	1	1937	1978	
Cincinnati	2	4	0	1984	2011	Middle Tenn. State	2	7	0	1980	2005	West Liberty State	2	0	0	1937	1939	
Colgate	0	1	0	1940	1940	Montana State	0	1	0	1976	1976	West Virginia Tech	1	1	0	1952	1953	
Connecticut	0	3	0	2000	2007	Morehead State	8	1	1	1975	1986	West Va. Wesleyan	1	0	0	1913	1913	
Culver Military	0	1	0	1914	1914	Morgan State	3	0	0	2009	2018	Western Illinois	7	1	0	1971	1979	
Davis & Elkins	1	0	0	1937	1937	Mount Union	24	24	1	1893	1962	Western Kentucky	7	3	2	1965	1985	
Dayton	3	2	0	1969	1977	Murray State	4	3	1	1980	1989	<b>Western Michigan</b>	<b>5</b>	<b>14</b>	<b>0</b>	<b>1938</b>	<b>2017</b>	
Defiance	2	0	0	1920	1926	Muskingum	14	10	2	1911	1964	Western Reserve	8	15	2	1892	1947	
Delaware	0	3	0	1973	1975	Navy	1	1	0	1990	1999	Western Res. Acad.	2	0	0	1891	1893	
Delaware State	0	1	0	1987	1987	Nebraska	0	1	0	1997	1997	Wheaton	1	0	0	1939	1939	
Denison	5	5	0	1892	1961	New Mexico	1	0	0	1988	1988	Wisconsin	0	3	0	2003	2016	
Detroit Tech	1	0	1	1936	1940	New Mexico State	1	0	0	1988	1988	Wittenberg	8	11	0	1914	1967	
East Carolina	0	1	0	1991	1991	UNLV	1	0	0	1976	1976	Wooster	20	24	3	1902	1966	
Eastern Illinois	3	3	0	1978	1989	Nicholls State	1	0	0	1987	1987	Xavier	0	3	0	1925	1938	
Eastern Kentucky	3	8	0	1942	1986	North Carolina St.	1	0	0	2006	2006	Youngstown State	14	19	2	1940	1995	
Eastern Michigan	19	14	0	1949	2019	NE Missouri State	1	1	0	1978	1980	<b>Totals</b>	<b>522</b>	<b>559</b>	<b>36</b>	<b>(.470)</b>		
Findlay	6	1	0	1908	1953	Northern Arizona	2	0	0	1989	1991							
Florida	0	1	0	1990	1990	Northern Illinois	5	11	0	1966	2019							
Fla. International	0	2	0	2011	2012	Northern Iowa	1	1	0	1978	1979							
Fordham	0	1	0	1925	1925	Northern Michigan	10	3	0	1966	1980							
Gardner-Webb	0	1	0	2010	2010	Northwestern	1	0	0	2018	2018							
Geneva	1	2	0	1937	1950	Notre Dame	0	1	0	1910	1910							
Grove City	1	0	0	1957	1957	North Texas	2	0	0	1971	2006							
Gustavus Adolphus	1	0	0	1973	1973	Oberlin	4	6	0	1900	1956							
Heidelberg	15	16	1	1902	1966	<b>Ohio</b>	<b>13</b>	<b>22</b>	<b>1</b>	<b>1912</b>	<b>2019</b>							
Hillsdale	0	1	0	1924	1924	Ohio Northern	9	0	1	1911	1929							
Hiram	16	6	0	1892	1958	Ohio State	1	7	0	1891	2011							
Howard	2	0	0	2003	2014	Ohio St. Reserves	1	1	0	1931	1932							
Illinois	0	2	0	1996	2019	Ohio Wesleyan	8	9	0	1893	1964							
Illinois State	3	2	0	1968	1991	Oklahoma	0	1	0	2015	2015							
Illinois Wesleyan	3	1	0	1937	1940	Oregon State	0	1	0	1987	1987							

2020 opponents in BOLD

# MID-AMERICAN CONFERENCE

Providing leadership in education and diversity, in 2020 the Mid-American Conference moves into its 75th year of service to our students.

Since its inception in 1946, the Mid-American Conference has progressively grown and developed into one of the most aggressive Division I conferences in the country. One of only 10 football Bowl Subdivision (FBS) conferences, the MAC named Dr. Jon A. Steinbrecher as its eighth commissioner in March of 2009.

The league hosts championships in 24 sports, including neutral site events at some of the finest facilities in the nation, including football (Ford Field/Detroit) and men's and women's basketball (Rocket Mortgage Fieldhouse/Cleveland). The 2020 Football Championship Game will be the 17th in Detroit while the 2021 Basketball Tournaments will be the 22nd in Cleveland.

Steinbrecher has been aggressive in pursuing NCAA Championship events. The MAC served as the host for the 2015 NCAA Division I Men's Basketball Midwest Regional in Cleveland and the 2018 NCAA Division I Wrestling Championships, which set NCAA Wrestling three-day Championship total attendance and single-session attendance records. The MAC was also selected to host the 2020 NCAA Men's Basketball Tournament First and Second Rounds (cancelled due to the COVID-19 pandemic), and the 2024 Women's Final Four also at Rocket Mortgage Fieldhouse. The MAC has previously hosted both the 2012, 2014 and the 2019 NCAA Women's Bowling Championships under Steinbrecher's direction.

Several key MAC initiatives include the development of the first of its kind Conference-wide Mental Health Program, which includes a bi-annual Mental Health Summit to focus on student well-being, along with grassroots efforts with a Mental Health Awareness Week on each member campus. A comprehensive Diversity & Inclusion Program was created to accelerate the growth of minority candidates for collegiate job opportunities in coaching and administration, and the development of the MAC Academic Consortium to integrate across membership the next generation of leaders in higher education, providing leadership development opportunities among faculty and administration.

ESPN has exclusive television and digital distribution rights for MAC sporting events, and guarantees coverage of every football game, men's and women's basketball games and select Olympic sporting events. Through this ESPN partnership, the MAC and CBS Sports Network announced another four-year sublicensing agreement to expand its national coverage of football and basketball through the 2022-23 season.

During the 2019 season, the MAC set a Conference record with a total of eight bowl-eligible teams and matched a league record with



**JON  
STEINBRECHER**

Commissioner



a total of seven bowl invitations. The seven bowl invitations tie the Conference mark set in both the 2012 and 2015 bowl seasons.

History was made this past postseason as the University at Buffalo and Kent State University claimed their first bowl victories in program history. The Bulls topped Charlotte in the Makers Wanted Bahamas Bowl (31-9), while the Golden Flashes defeated Utah State in the Tropical Smoothie Café Frisco Bowl (51-41). Ohio University clinched its program-record third-straight bowl win and fifth bowl victory in program history courtesy of a 30-21 triumph over Nevada in the Famous Idaho Potato Bowl.

The MAC increased its primary bowl agreements to a Conference-best six guaranteed games in the next bowl cycle (2020-25). The MAC will make annual appearances in the Famous Idaho Potato Bowl, Bahamas Bowl, Arizona Bowl and Quick Lane Bowl, and will be in a rotation to appear in the Camellia Bowl, Cheribundi Boca Raton Bowl, Cure Bowl, Tropical Smoothie Cafe Frisco Bowl, Lending Tree Bowl, New Mexico Bowl, and the newly-created Myrtle Beach Bowl.

## History of the MAC

Based in Cleveland since July 1999 following a 15-year stay in Toledo, Ohio, the MAC has established historic measurements in both football and men's and women's basketball since moving to Northeast Ohio. The MAC was founded as a five-school league on February 24, 1946 in Columbus, Ohio with Ohio, Butler, Cincinnati, Wayne State and Western Reserve admitted as charter members. The Mid-American Conference membership currently consists of 12 universities across five states (Illinois, Indiana, Michigan, New York and Ohio).

In 1946 men's basketball was the first competitive sport in the MAC, which now sponsors a total 24 sports. Women's sports were brought into the Conference's structure in 1980. For men, there are 11 championships sponsored in football, basketball, baseball, cross country, soccer, swimming and diving, indoor track and field, outdoor track and field, wrestling, golf and tennis. For women, 13 championships are sponsored in basketball, softball, volleyball, cross country, field hockey, lacrosse, golf, soccer, swimming and diving, gymnastics, indoor track and field, outdoor track and field and tennis.

# 2020 MAC COMPOSITE SCHEDULE

All times listed ET

**Wednesday, Nov. 4**  
**Western Michigan at Akron \***

Ohio at Central Michigan \*  
 Eastern Michigan at Kent State \*  
 Ball State at Miami \*  
 Buffalo at Northern Illinois \*  
 Bowling Green at Toledo \*

**Tuesday, Nov. 10**  
 Kent State at Bowling Green \*  
 Miami at Buffalo \*

**Akron at Ohio \***

**Wednesday, Nov. 11**  
 Eastern Michigan at Ball State \*  
 Central Michigan at Northern Illinois \*  
 Toledo at Western Michigan \*

**Tuesday, Nov. 17**  
 Buffalo at Bowling Green \*  
**Akron at Kent State \***  
 Ohio at Miami \*

**Wednesday, Nov. 18**  
 Northern Illinois at Ball State \*  
 Western Michigan at Central Michigan \*  
 Toledo at Eastern Michigan \*



**Saturday, Nov. 28**  
**Miami at Akron \***  
 Kent State at Buffalo \*  
 Central Michigan at Eastern Michigan \*  
 Bowling Green at Ohio \*  
 Ball State at Toledo \*  
 Northern Illinois at Western Michigan \*

**Saturday, Dec. 5**  
**Bowling Green at Akron \***  
 Ball State at Central Michigan \*  
 Kent State at Miami \*  
 Toledo at Northern Illinois \*  
 Buffalo at Ohio \*  
 Eastern Michigan at Western Michigan \*

**Saturday, Dec. 12**  
**Akron at Buffalo \***  
 Western Michigan at Ball State \*  
 Miami at Bowling Green \*  
 Northern Illinois at Eastern Michigan \*  
 Ohio at Kent State \*  
 Central Michigan at Toledo \*

**Friday, Dec. 18**  
 2020 Marathon MAC Football Championship Game  
 East Division Champion vs. West Division Champion  
 (Ford Field in Detroit, Mich.) TBA

\* Mid-American Conference Game  
 CBS SN - CBS Sports Network  
 ESPN3/WatchESPN  
 ESPN/3 - ESPN or ESPN3  
 ESPN2/3 - ESPN2 or ESPN3  
 ESPN2/U - ESPN2 or ESPNU  
 ESPNU/3 - ESPNU or ESPN3

ZIPS RISE TOGETHER





# FOLLOW THE ZIPS

SPORTS ▾ ATHLETICS ▾ ZIPS DIGITAL NETWORK ▾ **Z** TICKETS ▾ Z-FUND ▾ ESPN3 SHOP ▾ ☰ Q

▶ **FOOTBALL** ROSTER SCHEDULE STATISTICS COACHING STAFF MORE LINKS +

**Akron**

BE THE CHANGE YOU WANT TO SEE

■ SINGLE

■ GRID

ALL +

**Akron Football Continues to Make Strides in the Classroom & in the Community**

Football ▶ Schedule / Roster / News

**Z-FUND**

**DONATE NOW**

ZIPS RISE TOGETHER

Follow Akron Football on the official website of Akron Athletics:

# GoZips.com

The official website offers everything for the Zips' fan, media member, and recruits— from the latest results, recaps, videos, social media posts, and statistics to previews and press releases.

Updated daily, [www.GoZips.com](http://www.GoZips.com) also provides ticket information, game day updates, and donation opportunities.



If it's happening in Akron Athletics, it's happening on . . . GoZips.com!