

Akron

FOOTBALL



TOM ARTH



DB | ALVIN DAVIS, JR.



QB | KATO NELSON



2019 MEDIA GUIDE

#OURWAY





2019 AKRON MEDIA GUIDE



adidas

ADIDAS.COM



**THIS IS AKRON FOOTBALL**

Quick Facts ..... 4  
 2019 Schedule ..... 4  
 Athletics Communications ..... 5  
 Directions to Campus ..... 5  
 Campus Map ..... 6  
 Media Policies and Services ..... 7  
 Local Media ..... 8  
 Akron Sports Network ..... 8  
 Preseason Notes ..... 9-11  
 2019 Rosters ..... 12-13  
 Roster Breakdown ..... 14  
 Preseason Depth Chart ..... 15  
 Zips by State and Hometown ..... 16  
 Crystal Clinic Wagon Wheel Challenge... 17  
 Academic Services ..... 18-19  
 Cline Athletics Leadership Academy ..... 19  
 Traditions ..... 20-23  
 The Rubber Bowl ..... 24-25  
 InfoCision Stadium-Summa Field ..... 26  
 Attendance Records ..... 27  
 Varsity "A" Hall of Fame ..... 28-29  
 Where Does "Zips" Come From? ..... 30

**MEET THE ZIPS**

Student-Athlete Bios ..... 31-74

**COACHING STAFF**

Head Coach Tom Arth ..... 75-79  
 Coaching Staff ..... 80-91  
 Support Staff ..... 92

**2018 SEASON REVIEW**

2018 Season Review ..... 94-95  
 2018 Team Statistics ..... 96  
 Individual Statistics ..... 97-98  
 Defensive Statistics ..... 99  
 Results ..... 100  
 Starting Lineups ..... 100  
 Player Participation ..... 101  
 Team Game-by-Game Comparison 102-103  
 Red Zone Statistics ..... 104  
 Game Superlatives ..... 105  
 Last Time It Happened ..... 106  
 Game Recaps ..... 107-113  
 2018 Honors ..... 114

**HONORS & AWARDS**

All-Americans ..... 116  
 Conference Honors ..... 117-120  
 Team Awards ..... 121-126  
 All-Time Letterwinners ..... 127-132  
 Zips in the Pros ..... 133-138

**RECORDS**

Game Records | Offense ..... 140  
 Game Records | Defense ..... 141  
 Team Records ..... 142-143  
 Rushing Records ..... 144-146  
 Passing Records ..... 147-150  
 Receiving Records ..... 151-153  
 Total Offense ..... 154-155  
 Punt Return and Kick Return ..... 156  
 All-Purpose Yards ..... 157  
 Kicking Records ..... 158  
 Punting Records ..... 159

Scoring Records ..... 159-160  
 Defense ..... 161-163  
 Year-by-Year Offensive Stats ..... 164  
 Year-by-Year Defensive Stats ..... 165  
 Year-by-Year Results ..... 166-172  
 Miscellaneous Results Records ..... 173  
 All-Time Head Coach Records ..... 174

**POSTSEASON HISTORY**

Postseason Recaps ..... 176-191  
 Bowl Records ..... 192-196

**2019 OPPONENTS**

2019 Opponent Information ..... 197-201  
 All-Time Series Records ..... 202-204  
 Mid-American Conference ..... 205  
 Mid-American Conference Schedule... 206  
 2019 MAC Bowl Schedule ..... 207  
 Opponent Composite Schedule ..... 208

**CREDITS**

The 2019 University of Akron Football Media Guide is a product of The University of Akron Athletics Communications office. The publication was designed, written, and edited by Cathy Bongiovi, with editorial assistance from Brian Dennison, Heidi Holloway, and Kelci Yeager. Cover design template by 4th Floor Creative. Covers by Kirstin Weaver. Interior design template by Cathy Bongiovi. Photography by Jeff Harwell, John Ashley, Cathy Bongiovi, Ernie Aranyosi, Phil Burling, Brian Drumm, Ron Elkman, David Maxwell, NFL, Paul Spinelli (Chargers), and the UA football staff.





**CATHY  
BONGIOVI**

**Assistant Athletics Director for Communications**

**Email: [cathyb@uakron.edu](mailto:cathyb@uakron.edu)**

**Office: (330) 972-6106 | Cell: (234) 788-1497**

*Contact for Football, Tennis, Hall of Fame*



**SEAN  
PALCHICK**

**Associate Director for Communications**

**Email: [spalchick@uakron.edu](mailto:spalchick@uakron.edu)**

**Office: (330) 972-2677 | Cell: (440) 567-3992**

*Contact for Men's Soccer, Cross Country/Track & Field*



**BRIAN  
DENNISON**

**Assistant Director for Communications**

**Email: [bld2@uakron.edu](mailto:bld2@uakron.edu)**

**Office: (330) 972-6292 | Cell: (330) 962-0366**

*Contact for Baseball, Men's Basketball, Men's & Women's Golf, Secondary Football*



**JONATHAN  
PLATTEN**

**Assistant Director for Communications**

**Email: [jnp33@uakron.edu](mailto:jnp33@uakron.edu)**

**Office: (330) 972-6584 | Cell: (216) 973-4181**

*Contact for Women's Basketball, Women's Soccer, Softball*

**DIRECTIONS TO CAMPUS**

Below are directions to the UA campus and InfoCision Stadium-Summa Field (building #99 on the campus map on page 4).

**From Rt. 8 North:**

Exit Buchtel Avenue. Go straight through traffic light. Turn right on Carroll Street at the next traffic light. InfoCision Stadium-Summa Field is to your left. Gameday media parking is in Lot 1 at this intersection (Carroll Street/Spicer Street).

**From I-77 North, Rt. 8 North, I-76 West:**

Take 77 North/76 West to Route 8 North. Take the first exit (Carroll Street/Buchtel Ave.). Turn left at the stop light. The second traffic light is the Carroll Street/Spicer Street intersection. InfoCision Stadium-Summa Field is to your left. Gameday media parking is in Lot 1 at this intersection.

**From Route 8 South:**

Follow 76 East/77 South to the Route 8 North/Cuyahoga Falls exit. Take the first exit (Carroll Street/Buchtel Ave.). Turn left at the stop light. The second traffic light is the Carroll Street/Spicer Street intersection. InfoCision Stadium-Summa Field is to your left. Gameday media parking is in Lot 1 at this intersection.

**From I-76 East/I-77 South:**

Follow 76 East/77 South to the Route 8 North/Cuyahoga Falls exit. Take the first exit (Carroll Street/Buchtel). Turn left at the stop light. The second traffic light is the Carroll Street/Spicer Street intersection. InfoCision Stadium-Summa Field is to your left. Gameday media parking is in Lot 1 at this intersection.

**From the west on Market Street:**

Take Market to Union Street and follow Union Street to Buchtel Avenue. At Buchtel turn left and go to the first traffic light. Turn right at the light onto Spicer Street. InfoCision Stadium-Summa Field is straight ahead. Gameday media parking is in Lot 1 at the corner of Carroll and Spicer Streets.

**From the west on Exchange Street:**

Take Exchange to Spicer Street and turn left. InfoCision Stadium-Summa Field is to your left. Gameday media parking is in Lot 1 at the Carroll and Spicer Streets.

**CONTACT INFO**

**Athletics Communications**

Rhodes Arena, Suite 83, Akron, OH 44325

Athletics Communications Fax:

**(330) 374-8844**

InfoCision Stadium Press Box Phone:

**(330) 374-2913**

Athletics Ticket Office: **1-888-99-AKRON**

Athletics Dept. Phone: **(330) 972-7080**

Athletics Department Fax: **(330) 972-5473**

Athletics Web Site: **GoZips.com**

Mid-American Conference: **(216) 566-4622**

MAC Office Fax: **(216) 858-9622**

MAC Web Site: **[www.MAC-Sports.com](http://www.MAC-Sports.com)**

**CHRISTOPHER  
WILLIAMS**

**Communications Assistant**

**Office: (330) 972-7171**

*Contact for Volleyball, Rifle, Swimming & Diving, Women's Lacrosse*





**MEDIA CREDENTIALS**

Members of the media wishing to cover Akron football should direct their credential requests to Assistant Athletics Director for Communications Cathy Bongiovi (cathyb@uakron.edu). All such requests must be made in writing on company letterhead or via e-mail. Please include photography and parking needs. If time permits, credentials will be mailed, otherwise all passes will be left at the media entrance in the House of LaRose Main Lobby of InfoCision Stadium-Summa Field (located along Union Street on stadium's west side).

Admittance to the Press Box (level 7) at InfoCision Stadium-Summa Field is limited to working media only.

**PHOTOGRAPHERS**

Accredited photographers may work from the sidelines or end zones outside the limit lines. No one other than team personnel may enter the coaching box or team area (violators will have their credentials revoked). Only those on assignment and with proper media credentials will be allowed to shoot game action.

**MEDIA SEATING**

Media will be assigned seats in the press seating area located in the center of the Press Box (level 7) at InfoCision Stadium-Summa Field. Media seating assignments will be posted throughout level 7.

**MEDIA PARKING**

Media parking is available in the parking garage (Lot 1) at the northeast corner of the Spicer/Carroll intersection.

**VISITING RADIO**


Phone lines for visiting originating radio broadcasts (two ISDN, two POTS) will be provided on a reciprocal basis. Contact Assistant Athletics Director for Communications Cathy Bongiovi to obtain those numbers in advance of game day.

**NON-ORIGINATING RADIO**

Individuals representing radio stations which are not originating the broadcast of the game will be considered on a space-available basis.

**TELEPHONES | INTERNET**

Complimentary phone lines and high-speed internet connections are available in the working press area as is complimentary wireless access. Dial 9 to get an outside line.



**Alvin Davis, Jr.**

**NFL SCOUTS**

NFL scouts will be provided media credentials and will be seated in the press seating area located in the center of the press box at InfoCision Stadium-Summa Field.

Credentials for NFL scouts should be requested by the parent club on official team letterhead or via e-mail.

**GAME DAY**

Pregame packets, including notes and statistics, will be available in the press seating area located in the center of the press box at InfoCision Stadium-Summa Field prior to each Akron home game.

Statistics will be provided at the end of each quarter, at halftime, and at the conclusion of each home contest, in addition to a running play-by-play and postgame notes.

Live stats are available online at AkronStats.com to allow up-to-the-second information.

During pregame, a media meal is usually provided in the press box (level 7) at InfoCision Stadium-Summa Field near the press seating area.

**WEEKLY MEDIA AVAILABILITY**

**Monday:** MAC teleconference. **Tuesday:** Weekly media conference (Noon, Stile Athletics Field House).

The team will practice in the morning, with coaches and players available immediately following. **PRACTICES ARE CLOSED.**

**Policies:** Post-game locker room is closed; Team's off day is Sunday.

**POSTGAME INTERVIEWS**

After a 10-minute cooling-off period, postgame interviews with head coach Tom Arth and UA players will be conducted in the north endzone facility at InfoCision Stadium-Summa Field. To interview visiting players, check with the SID representative concerning that school's interview procedure. The Akron locker room is closed to the media.

**ACCESS TO ZIPS INFORMATION**

**GoZips.com** – The official web site of The University of Akron Department of Athletics includes rosters, schedules, statistics, student-athletes profiles, press releases, game notes, and more. The site is updated daily and also includes links to listen to and watch UA Athletics events live over the Internet.

**E-Mail List** – Press releases, notes and statistics are e-mailed to a large contingent of media. To be added to the list, please contact Assistant AD Cathy Bongiovi or Assistant Director for Communications Brian Dennison (bld2@uakron.edu).

**MAC-Sports.com** – The league's official web site contains information on all 12 schools, including updated conference stats, schedules, and standings.

**ZIPS LIVE COACHES SHOW**

Every week throughout the season from 7-8 p.m. ET on Tuesdays at the Spaghetti Warehouse. Akron head coach Tom Arth can be heard on the weekly radio program *Zips Live*, presented by Lee Hyder and Associates. The show airs locally on 1350 AM (WARF). Visit [GoZips.com/broadcasts/index](http://GoZips.com/broadcasts/index) to listen online.

**ZIPS FOOTBALL WEEKLY**

Weekly throughout the season, head coach Tom Arth will review the previous week's game and preview the Zips' upcoming opponent on the 30-minute television show, *Zips Football Weekly*. The show will be carried by SportsTime Ohio. Visit [GoZips.com/broadcasts/index](http://GoZips.com/broadcasts/index) for a complete schedule of airtimes.

**LOCAL MEDIA OUTLETS**

**WIRE SERVICE**

**Columbus AP Bureau** .....Web site: [www.ap.org](http://www.ap.org)  
614-885-2727 ..... Fax: 614-885-3248  
1103 Schrock Rd., Suite 300 | Columbus, OH 43229  
Sports Writer: Rusty Miller ..... E-Mail: [rmiller@ap.org](mailto:rmiller@ap.org)

**Cleveland AP Bureau**

216-771-2172 ..... Fax: 216-771-4218  
815 Superior Ave., Suite 1203 | Cleveland, OH 44114-2768  
Sports Writer: Tom Withers ..... E-Mail: [twithers@ap.org](mailto:twithers@ap.org)

**DAILY NEWSPAPERS**

**Akron Beacon Journal**

330-996-3800 ..... Fax: 330-996-3629  
44 East Exchange | Akron, OH 44328  
Sports Editor: Scot Fagerstrom ..... E-Mail: [fagerstrom@thebeaconjournal.com](mailto:fagerstrom@thebeaconjournal.com)  
Beat Writer: George M. Thomas E-Mail: [sportswriterabj@sbcglobal.net](mailto:sportswriterabj@sbcglobal.net)

**Cleveland Plain Dealer**

216-999-4370 ..... Fax: 216-999-6276  
1801 Superior Avenue | Cleveland, OH 44114  
Sports Editor: Roy Hewitt  
College Sports Editor: David Campbell ..... E-Mail: [sports@plaind.com](mailto:sports@plaind.com)

**Canton Repository**

330-580-8494 ..... Fax: 330-454-5745  
500 Market Avenue | Canton, OH 44702  
Sports Editor: Chris Beaven (x8345) ..... E-Mail: [chris.beaven@cantonrep.com](mailto:chris.beaven@cantonrep.com)  
Sports Writer: Mike Popovich. E-Mail: [mike.popovich@cantonrep.com](mailto:mike.popovich@cantonrep.com)

**The Buchtelite (student)**

330-972-7459 ..... Fax: 330-972-7810  
Student Union, Room 55-1L | Akron, OH 44325  
E-Mail: [sports@buchtelite.com](mailto:sports@buchtelite.com)

**TELEVISION**

**WEWS-TV 5 (ABC)** ..... Sports Director: Andy Baskin  
216-431-3700 ..... Fax: 216-431-3666  
3001 Euclid Ave | Cleveland, OH 44115

**WJW-TV 8 (FOX)** ..... Sports Director: John Telich  
216-432-4247 ..... Fax: 216-391-9559  
800 S. Marginal Road | Cleveland, OH 44103

**WKYC-TV 3 (NBC)** ..... Sports Director: Jim Donovan  
216-344-3333 ..... Fax: 216-344-3314  
1403 E. 6th Street | Cleveland, OH 44114  
Sports Producer: Jeff Yakowiak (x7417)

**WOIO-TV 19 (CBS)** ..... Sports Director: Tony Zarrrella  
216-771-1943, ext. 7300 ..... Fax: 216-436-5460  
1717 E. 12th Street | Cleveland, OH 44114

**RADIO**

**WAKR-1590 AM (WONE-FM, WOMX-FM)** .....Web site: [www.wakr.net](http://www.wakr.net)  
330-869-9800 ..... Fax: 330-869-9750  
1795 West Market Street | Akron, OH 44313  
News Director: Ed Esposito

**ESPN-990 AM (WTIG)** ..... Program Director: Ray Jeske  
330-837-9900 ..... Fax: 330-837-9844  
P.O. Box 608 | Massillon, OH 44647

**WZIP-88.1 FM (student)** .....Web site: [www3.uakron.edu/wzip/](http://www3.uakron.edu/wzip/)  
30-972-7105 ..... Fax: 330-972-5521  
302 E. Buchtel Ave. #1004 | Akron, OH 44325  
General Manager: Tom Beck

**WHK-1220 AM, WHKW-1440 AM** ... Program Director: Tim Vaughn  
1-888-285-9640 ..... Fax: 216-901-1104  
4 Summit Park Drive #150 | Independence, OH 44131

**WNIR-100 FM** ..... Sports Reporter: Steve French  
330-673-2331 ..... Fax: 330-673-0301  
P.O. Box 2170 | Akron, OH 44309

**WKNR-850 AM** ..... Web site: [www.espn-cleveland.com](http://www.espn-cleveland.com)  
440-838-1220 ..... Fax: 440-526-1993  
1301 East Ninth Street, Suite 252 | Cleveland, OH 44114

**WTAM-1100 AM (WMJI-105.7 FM)** Sports Director: Mike Snyder  
216-642-4636 ..... Fax: 216-901-8133  
6200 Oak Tree Blvd | Independence, OH 44131

**WHBC-1480 AM** ..... Web site: [www.whbc.com](http://www.whbc.com)  
330-456-7166 ..... Fax: 330-456-7199  
P.O. Box 9917 | Canton, OH 44711  
Sports Director: Jim Johnson

**AKRON SPORTS NETWORK**

**2019 COLLEGE AFFILIATES**

- SportsRadio 1350 AM (WARF), Akron
- 1420 WHK, Cleveland
- 1440 WHKZ, Warren/Youngstown
- SportsRadio 1350 AM (WARF) on iHeart Radio and TuneIn.com/AkronZips

**2019 ZIPS LIVE COACHES SHOW AFFILIATES**

- SportsRadio 1350 AM (WARF), Akron
- SportsRadio 1350 AM (WARF) on iHeart Radio and TuneIn.com/AkronZips

**ABOUT THE AKRON SPORTS NETWORK**

The Akron Sports Network broadcasts University of Akron football games, men's soccer matches and men's and women's basketball games throughout northeast Ohio and worldwide via the Internet (iHeartRadio.com).

SportsRadio 1350 AM (WARF) in Akron will once again serve as the flagship station for the Akron Sports Network, providing the sounds of the Zips in action to alumni and fans in Summit County and the surrounding area. Zips football can also be heard on 1420 WHK in Cleveland and 1440 WHKZ in Warren/Youngstown.

Each football broadcast begins 60 minutes prior to kickoff. All football games will be carried on GoZips.com, in addition to being broadcast live on SportsRadio 1350 AM (WARF).

*Zips Live*, the one-hour, weekly radio show featuring University of Akron coaches and student-athletes will once again be carried by Akron Sports Network flagship WARF beginning at 7 p.m. ET. Visit [GoZips.com/broadcasts/index](http://GoZips.com/broadcasts/index) for a complete schedule of airtimes.

**ON-AIR TALENT**

Veteran announcer **Steve French** is behind the microphone for his 30th season as the radio play-by-play "Voice of the Zips" for football and men's basketball. New to the broadcast team is **David Skoczen** who will add color commentary and analysis. Long-time UA personality **Joe Dunn** provides sideline color commentary and analysis.

When not broadcasting Akron games, French serves as sports director at WNIR 100 FM "The Talk of Akron" and is part of the station's highly rated morning drive program.

Skoczen brings more than 20 years of on-air broadcast experience to the Zips, including play-by-play and analysis for baseball, football, and basketball.

Dunn, a former staff member of the Akron Athletics Department, is host of the weekly *Big Time Sports Show* on WIVM-TV in Canton and serves as a play-by-play broadcaster on the high school football and basketball game of the week telecasts on WIVM.

**CONTACT INFO**

- Play-By-Play: Steve French [[steve@wnir.com](mailto:steve@wnir.com)]
- Analyst: David Skoczen [[davidskoczen@iheartmedia.com](mailto:davidskoczen@iheartmedia.com)]
- Analyst/Sideline Reporter: Joe Dunn ..... [[sumstarjrd@yahoo.com](mailto:sumstarjrd@yahoo.com)]

**www.sportsradio1350.com**

330-836-4700 ..... Fax: 330-836-5321  
7755 Freedom Ave. | North Canton, Ohio 44720  
Program Director: Keith Kennedy



## PRESEASON HONORS

Six Zips were named to *Athlon Sports'* 2019 preseason All-Mid-American Conference teams. Earning preseason first-team All-MAC were seniors CB **Alvin Davis, Jr.**, and LB **John Lako**. Sophomore punt returner **Jeremiah Knight** was a second-team honoree. Named to the preseason third-team was junior WR **Andre Williams**. Seniors OL **Brandon Council** and DL **Josh Ward** were fourth-team honorees.

Phil Steele recognized seven University of Akron football players on his 2019 preseason All-Mid-American Conference teams. Earning preseason first-team All-MAC were **Davis, Lako, and Knight**. **Williams** was a second-team honoree. Named to the preseason fourth-team were senior OL **Trevor Brown**, junior WR **Jonah Morris**, and **Ward**.

Redshirt junior QB **Kato Nelson** was honored by the Touchdown Club of Columbus during the 64th awards dinner as a Player to Watch in 2019.

## MAC MEDIA DAY

The Mid-American Conference (MAC) will host its 2019 Football Media Day on Tuesday, July 23, from 11 a.m. to 3 p.m. at Ford Field in Detroit. The MAC Football Media Day kicks off the 2019 season and will conclude with the 2019 Marathon MAC Football Championship Game in Detroit on Saturday, Dec. 7, at Noon.

Joining MAC Commissioner **Dr. Jon Steinbrecher** will be head coaches from the 12 member institutions and two students from each university. Commissioner Steinbrecher will begin MAC Football Media Day and address the media. All head coaches and students will be available to the media throughout MAC Football Media Day.

## HOMECOMING & FAMILY WEEKEND SET FOR OCT. 11-13

Homecoming and Family Weekend at the University of Akron have been set for Oct. 11-13, 2019. In the annual Homecoming football game, the Zips will host rival Kent State on Saturday, Oct. 12, at 3:30 p.m. The 2019 Hall of Fame Class will be introduced during the game.

## FOUR ZIPS RECEIVE SIXTH YEAR OF ELIGIBILITY

Seniors DB **Shawn Featherstone** (Pittsburgh, Pa.), QB **Robbie Kelley** (Springfield, Ill.), and LB **DeMarcus Lloyd** (Vienna, Ga.), and TE **Darryl Long** (Columbus, Ohio) were each granted a sixth year of eligibility by the NCAA following season-ending injuries.

## CFB150: COLLEGE FOOTBALL CELEBRATES 150 YEARS IN 2019



A year-long celebration began in January 2019 as college football celebrates 150 years and the anniversary of the first college football game [between Princeton and Rutgers on Nov. 6, 1869].

Programs around the country, including Akron, are sharing their histories and stories through the CFB150 pillars of education, leadership, and community. Follow Akron's celebration on social media. #CFB150



Andre Williams



John Lako

**COOK & COOLEY SELECTED FOR NFL FELLOWSHIPS**

Akron football coaches **Chris Cook** (tight ends/offensive tackles) and **Jonathan Cooley** (defensive backs/corners/nickels) were selected by the NFL for 2019 Bill Walsh Diversity Coaching Fellowships. The program’s objective is to use NFL clubs’ training camps, offseason workout programs, and minicamps to give talented coaches opportunities to observe, participate, and gain experience.

Cook worked with the Atlanta Falcons, while Cooley was with the Los Angeles Rams. For Cook, this was his second honor as he worked with the Falcons in 2018 as well.

**GILBERT DRAFTED BY STEELERS**

A three-time All-Mid-American Conference selection, LB **Ulysees Gilbert III** was selected by the Pittsburgh Steelers with the 34th pick in the sixth round (207th pick overall) of the 2019 National Football League Draft.

Gilbert became the 17th Zip in school history to be drafted into the NFL and the first draftee since 2016 [LB Jatavis Brown, 35th pick of the fifth round (175th pick overall) by the San Diego Chargers]. Gilbert was the sixth defensive Zip player to be drafted and second linebacker (following Brown).

**ARTH & WILLIAMS PARTICIPATE IN 2019 NFL DRAFT**

As a part of the City of Akron’s celebration of the Draft Day Experience on April 27, head coach Tom Arth and Athletics Director Larry Williams, both former NFL players, announced several of the 2019 NFL Draft picks live during the sixth round.

**FUTURE SCHEDULES**

Akron’s non-conference football schedules through the 2023 season are complete. Highlighting the competitive schedules are several nationally prominent teams. The Zips will face defending national champion Clemson (2020), Auburn and Ohio State (2021), Michigan State (2022), and Kentucky and Indiana (2023).

For the complete list of dates and opponents, please visit [GoZips.com/FB-future-schedules](http://GoZips.com/FB-future-schedules).



**ZIPS LIVE SCHEDULE**

*Zips LIVE*, presented by Lee Hyder and Associates, will kick off the 2019-20 academic year on Tuesday, August 20, from 7-8 p.m. ET from the Spaghetti Warehouse (510 South Main Street) with a preview of the 2019 football season with head coach Tom Arth and his staff.

David Skoczen debuts as host of the weekly hour-long radio show covering Zips Athletics. The program airs locally on Akron-IMG Sports Network flagship Fox Sports Radio 1350 AM (WARF). The broadcast can also be heard via webstream on the WARF homepage.

Zips LIVE will be re-played weekly two hours prior to kickoff of that week’s football game.

Fans, students, and the public are encouraged to attend the live broadcasts every week.

**ZIPS LIVE RADIO SHOW | FOOTBALL**

<i>Date</i> .....	<i>Game Preview</i>
Tuesday, August 20 .....	Season preview
Tuesday, August 27 .....	Illinois
Tuesday, Sept. 3 .....	UAB
Tuesday, Sept. 10 .....	Central Michigan
Tuesday, Sept. 17 .....	Troy
Tuesday, Sept. 24 .....	UMass
Tuesday, Oct. 8 .....	Kent State
Tuesday, Oct. 15 .....	Buffalo
Tuesday, Oct. 22 .....	Northern Illinois
Tuesday, Oct. 29 .....	Bowling Green
Thursday, Nov. 7 .....	Eastern Michigan
Thursday, Nov. 14 .....	Miami (Ohio)
Thursday, Nov. 21 .....	Ohio



**Trevor Brown**



**John Lako**

**ZIPS IN THE COMMUNITY**

The UA football team put its free time to good use this spring. They have combined to work on a community service project each week with a goal of 1,000 volunteer hours. Among the projects the Zips have worked are: filled orders at the Akron-Canton Regional Foodbank, weeded flower gardens at the Haven of Rest, and cleaned out an abandoned warehouse for Well Akron.

**ZIPS IN THE CLASSROOM**

In just his first semester at the University of Akron, head football coach Tom Arth made an impact on his players not only on the gridiron but in the classroom.

With the recent conclusion of the Spring semester, the grades are in, and the Zips have shown vast improvement. As a team, the 85 players on the spring roster combined for a 2.954 grade-point average (GPA), up from 2.466 from Fall 2018 (an increase of 0.488). The average semester GPA improvement was 0.619 per student.

A total of 73 percent of all grades earned were A's or B's. The number of A's earned increased by 83 percent, while the number of A's and B's earned increased by 40 percent from Fall to Spring.



**Tom Arth**



NUMERICAL ROSTER

1	Alvin Davis, Jr.	DB	Sr.	5-9	175
1	Kato Nelson	QB	R-Jr.	6-1	215
2	Nate Stewart	WR	R-Jr.	6-2	205
2	Shawn Featherstone	DB	R-Sr.	6-2	185
3	DeMarkus Glover	LB	R-Jr.	6-1	220
3	Michael Mathison	WR	Fr.	5-10	160
4	Deltron Sands	RB	R-Sr.	5-8	195
4	Tyson McDonald	DB	Fr.	6-2	170
5	Jonah Morris	WR	R-Jr.	6-4	205
5	Michael Scott	LB	Jr.	6-3	235
6	Nick Johns	TE	R-Sr.	6-3	240
6	Jordyn Riley	CB	R-So.	5-10	190
7	Julian Richardson	LB	Fr.	6-3	210
7	Peter Hayes-Patrick	RB	Fr.	6-0	210
8	Josh Ward	DE	R-Sr.	6-2	225
8	T.J. Deshields	QB	R-Fr.	6-3	205
9	Demetrick Watts II	LB	Jr.	6-3	215
10	Robbie Kelley	QB	R-Sr.	6-2	215
10	Quevan Lawson	LB	Fr.	6-5	225
11	Keyondre White	RB	So.	5-10	235
11	Davon'te Jest	DL	Sr.	6-1	300
12	Alex Ramart	QB	R-So.	6-3	215
12	DeAndre Brimage	DL	Jr.	6-0	275
13	Keyshawn Swanson	DB	Fr.	6-0	180
14	Dustin Burkhart	WR	Jr.	6-0	182
14	A.J. Watts	DB	Fr.	6-1	185
15	Jeffrey Lubin	CB	R-So.	6-2	185
15	Zach Gibson	QB	Fr.	6-3	210
16	Jaquavis Dixon	WR	R-Sr.	6-2	195
16	Justin Sampson	DE	Jr.	6-2	210
17	Julian Hicks	WR	R-So.	6-3	200
17	Corey Thomas, Jr.	DB	Fr.	6-4	200
18	Kyshad Mack	DB	Fr.	6-1	205
18	Nick Demchuk	QB	Fr.	6-3	185
19	Andre Williams	WR	Jr.	5-10	185
19	Sammy Laster	S	R-So.	5-11	175
20	Zaire Jacobs	S	Jr.	5-11	190
20	Kevin Walls	WR	Fr.	6-6	215
21	Reggie Corner, Jr.	LB	R-Fr.	5-9	200
22	Brandon Bischof	LB	So.	6-1	215
22	Devanier Floyd	RB	R-Fr.	5-9	215
23	Gavin Blunt	WR	R-Fr.	6-2	195
23	Randy Cochran, Jr.	CB	Fr.	6-0	175
24	Adetutu Daranijo	DB	Fr.	5-10	190
25	Brandon Lee	RB	So.	5-6	158
25	Tyler Gilchrist	DB	R-Jr.	5-10	195
26	Maverick Wolfley	TE	R-So.	6-3	240
27	Bubba Arslanian	LB	R-So.	5-9	205
28	Taylor Griffin	RB	Fr.	5-11	190
29	Jalen Hooks	CB	So.	6-2	185
29	Michiah Burton	RB	Fr.	5-9	180
30	Jarred Uran	LB	Fr.	6-2	195
31	J.J. Coleman	WR	Fr.	5-11	172
32	James King	LB	R-Sr.	6-2	188
34	DeMarcus Lloyd	LB	R-Sr.	6-0	215
35	Darryl Long	TE	R-Sr.	6-4	240
36	Kyle Romenick	P	Fr.	6-2	200
37	Jerome Cooper	LB	R-So.	5-11	210
38	Jonah Wieland	P	R-So.	6-1	215
38	Drew Hodgson	QB	R-So.	6-3	210
39	Preston Eisnaugle	DB	R-Fr.	6-0	195
40	John Lako	LB	R-Sr.	6-2	225
41	Cory Smigel	PK	R-Fr.	5-8	150
42	Noah Garrett	K/P	Fr.	6-3	155
43	Austin Gillispie	TE/FB	R-Jr.	5-10	240

ALPHABETICAL ROSTER

[as of August 12]

No.	Name	Pos.	Yr.	Ht.	Wt.	Hometown / High School / Previous School
27	Bubba Arslanian	LB	R-So.	5-9	205	Aurora, Ohio   Aurora
65	Kyle Bauman	LS	R-Fr.	5-11	245	North Royalton, Ohio   North Royalton
66	Ryan Beckman	OL	Fr.	6-3	282	Avon Lake, Ohio   Avon Lake
68	Eric Bentley	OL	R-Fr.	6-2	285	Akron, Ohio   St. Vincent-St. Mary
22	Brandon Bischof	LB	So.	6-1	215	Akron, Ohio   St. Vincent-St. Mary
23	Gavin Blunt	WR	R-Fr.	6-2	195	Aurora, Ohio   Aurora
12	DeAndre Brimage	DL	Jr.	6-0	275	Akron, Ohio   East
59	Trevor Brown	OL	Sr.	6-5	300	Clinton, Md.   Wise   Jireh Prep
51	Tiger Burkes	LB	Fr.	6-2	212	Bethel Park, Pa.   Bethel Park
14	Dustin Burkhart	WR	Jr.	6-0	182	Akron, Ohio   Coventry
29	Michiah Burton	RB	Fr.	5-9	180	Columbus, Ohio   New Albany
23	Randy Cochran, Jr.	CB	Fr.	6-0	175	Doraville, Ga.   Norcross
61	Peyton Coffman	LS	Sr.	5-11	209	Grand Blanc, Mich.   Fenton
31	J.J. Coleman	WR	Fr.	5-11	172	Westlake, Ohio   Westlake
37	Jerome Cooper	LB	R-So.	5-11	210	Detroit, Mich.   Stevenson
72	Hunter Corne	OL	R-So.	6-4	300	Dunnellon, Fla.   Dunnellon
21	Reggie Corner, Jr.	LB	R-Fr.	5-9	200	Canton, Ohio   McKinley
56	Brandon Council	OL	R-Jr.	6-4	325	Tar Heel, N.C.   West Bladen   Jireh Prep
75	Jordan Daniels	OL	Fr.	6-5	300	Huntersville, N.C.   North Mecklenburg
24	Adetutu Daranijo	DB	Fr.	5-10	190	Fort Lauderdale, Fla.   St. Thomas Aquinas
1	Alvin Davis, Jr.	DB	Sr.	5-9	175	Fort Lauderdale, Fla.   St. Thomas Aquinas
18	Nick Demchuk	QB	Fr.	6-3	185	Cleveland, Ohio   Benedictine
8	T.J. Deshields	QB	R-Fr.	6-3	205	Beloit, Ohio   West Branch
52	Zach DiLaurio	LB	R-Fr.	5-10	215	Akron, Ohio   Springfield
16	Jaquavis Dixon	WR	R-Sr.	6-2	195	Oviedo, Fla.   Hagerty
58	Marco Donatelli	LB	Fr.	6-3	220	Girard, Ohio   Girard
64	Rueben Durkee	OL	R-So.	6-5	250	Akron, Ohio   Firestone
39	Preston Eisnaugle	DB	R-Fr.	6-0	195	Galloway, Ohio   Alder
2	Shawn Featherstone	DB	R-Sr.	6-2	185	Pittsburgh, Pa.   Penn Hills
47	Jerry Fitschen	PK	R-Jr.	6-0	210	Orange, Calif.   Orange Lutheran
22	Devanier Floyd	RB	R-Fr.	5-9	215	Akron, Ohio   East
62	Vincent Fonte, Jr.	OL	R-Fr.	6-4	315	Copley, Ohio   Copley
74	Landon Forman	OL	R-Jr.	6-5	270	Kingfisher, Okla.   Kingfisher   Northeastern Okla. A&M
42	Noah Garrett	K/P	Fr.	6-3	155	Mentor, Ohio   Mentor
15	Zach Gibson	QB	Fr.	6-3	210	Alpharetta, Ga.   Johns Creek
25	Tyler Gilchrist	DB	R-Jr.	5-10	195	Akron, Ohio   Hoban
43	Austin Gillispie	TE/FB	R-Jr.	5-10	240	Dublin, Ohio   Dublin Scioto   Ashland
3	DeMarkus Glover	LB	R-Jr.	6-1	220	St. Petersburg, Fla.   Northside Christian
77	Xavior Gray	OL	Fr.	6-9	300	Massillon, Ohio   Jackson
28	Taylor Griffin	RB	Fr.	5-11	190	Strongsville, Ohio   Strongsville
67	Logan Hawkins	DL	R-Fr.	6-2	295	Harrison City, Pa.   Penn-Trafford
7	Peter Hayes-Patrick	RB	Fr.	6-0	210	Orlando, Fla.   Winter Park
70	Caleb Herring	OL	Fr.	6-7	320	Lakewood, Ohio   St. Edward
17	Julian Hicks	WR	R-So.	6-3	200	Cleveland, Ohio   Mayfield   Central Michigan
38	Drew Hodgson	QB	R-So.	6-3	210	Dublin, Ohio   Dublin Coffman
29	Jalen Hooks	CB	So.	6-2	185	Warren, Ohio   Harding
20	Zaire Jacobs	S	Jr.	5-11	190	Miami Gardens, Fla.   St. Thomas Aquinas
79	Andy Jean-Baptiste	DL	R-Sr.	6-5	275	Miami, Fla.   Miami Edison
11	Davon'te Jest	DL	Fr.	6-1	300	Ocala, Fla.   Forest
6	Nick Johns	TE	R-Sr.	6-3	240	Leesburg, Va.   Gonzaga   Northeastern Okla. A&M
83	De'von Jones	TE	R-Sr.	6-4	215	Akron, Ohio   Coventry
45	Brandon Junk	TE	R-Sr.	6-2	215	Clearwater, Fla.   Central Catholic
76	Rich Kallay	OL	R-Sr.	6-5	320	Largo, Fla.   Central Catholic
10	Robbie Kelley	QB	R-Sr.	6-2	215	Springfield, Ill.   Rochester   Quincy
32	James King	LB	R-Sr.	6-2	188	Miami, Fla.   Booker T. Washington   Miami (Fla.)
82	Jeremiah Knight	WR	R-So.	5-11	195	Jefferson, Ohio   Jefferson Area   Ohio State
40	John Lako	LB	R-Sr.	6-2	225	Monroe, Mich.   St. Mary Catholic
19	Sammy Laster	S	R-So.	5-11	175	Miami Gardens, Fla.   Miami Central
99	Daniel Lavelle	DL	Fr.	6-4	265	Forsyth, Ga.   Mary Persons
10	Quevan Lawson	LB	Fr.	6-5	225	Ashburn, Ga.   Turner County
25	Brandon Lee	RB	So.	5-6	158	Fort Lauderdale, Fla.   Cardinal Gibbons   Mount Union
34	DeMarcus Lloyd	LB	R-Sr.	6-0	215	Vienna, Ga.   Dooley County   Butler County CC
35	Darryl Long	TE	R-Sr.	6-4	240	Columbus, Ohio   Westerville South   Kentucky
15	Jeffrey Lubin	CB	R-So.	6-2	185	Hollywood, Fla.   South Broward

No.	Name	Pos.	Yr.	Ht.	Wt.	Hometown / High School / Previous School
54	Cameron Lyons	LS	R-So.	6-1	230	Morgantown, W.Va.   Morgantown
18	Kyshad Mack	DB	Fr.	6-1	205	Massillon, Ohio   Massillon Washington
3	Michael Mathison	WR	Fr.	5-10	160	Covington, Ga.   Newton
98	Jordan Maul	DL	Fr.	6-4	335	Steuubenville, Ohio   Catholic Central
97	Tank McClendon	DL	Fr.	5-11	270	Lima, Ohio   Lima Senior
4	Tyson McDonald	DB	Fr.	6-2	170	Corona, Calif.   Eleanor Roosevelt
80	M.J. McGriff	WR	R-Jr.	5-8	190	Vero Beach, Fla.   Vero Beach   Illinois
49	Mason McMillen	LB	Fr.	5-11	200	Wadsworth, Ohio   Wadsworth
44	Dylan Meeks	DE	Jr.	6-2	240	Orlando, Fla.   Dr. Phillips
5	Jonah Morris	WR	R-Jr.	6-4	205	Akron, Ohio   Hoban   Indiana
71	Shawn Muldowney II	OL	R-So.	6-4	285	Diamond, Ohio   Southeast
73	Owen Murphy	OL	Fr.	6-6	270	Cleveland, Ohio   St. Ignatius
81	Shawn Naim	WR	Fr.	6-4	190	Brecksville, Ohio   Lutheran West
57	Jonathan Neeley	OL	R-Jr.	6-5	280	Youngstown, Ohio   Ursuline
1	Kato Nelson	QB	R-Jr.	6-1	215	Hollywood, Fla.   Flanagan
69	Dakota Peters	OL	R-Fr.	6-6	285	New Castle, Pa.   Shenango
53	Bryce Petersen	OL	Jr.	6-2	280	McKinleyville, Calif.   McKinleyville   Riverside City College
12	Alex Ramart	QB	R-So.	6-3	215	Richmond, Texas   Foster
60	Dean Ramicone	LB	R-So.	6-0	215	Brunswick, Ohio   Brunswick
7	Julian Richardson	LB	Fr.	6-3	210	Albany, Ga.   Westover
85	Trevon Richardson	WR	R-So.	5-8	160	Kent, Ohio   Roosevelt
6	Jordyn Riley	CB	R-So.	5-10	190	Citra, Fla.   North Marion
63	Alex Robarge	OL	Fr.	6-5	311	Chagrin Falls, Ohio   Kenston
36	Kyle Romanick	P	Fr.	6-2	200	Fort Mill, S.C.   Fort Mill
78	Austin Sample	OL	R-Jr.	6-3	300	Sylvania, Ohio   Northview
16	Justin Sampson	DE	Jr.	6-2	210	Akron, Ohio   St. Vincent-St. Mary
4	Deltron Sands	RB	R-Sr.	5-8	195	Fort Lauderdale, Fla.   Saint Thomas Aquinas   Oregon St.
88	Timothy Scippio	WR	So.	6-2	210	Fort Lauderdale, Fla.   Coconut Creek
5	Michael Scott	LB	Jr.	6-3	235	Tallahassee, Fla.   North Florida Christian   Iowa Western CC
48	Connor Shell	LB	Fr.	6-1	190	Bay Village, Ohio   Bay Village
46	Ethan Slike	PK/P	R-Fr.	6-0	185	Greensburg, Pa.   Greensburg Central Catholic
41	Cory Smigel	PK	R-Fr.	5-8	150	North Royalton, Ohio   North Royalton   Syracuse
95	Brendan Smith	DL	Fr.	6-6	250	Debarry, Fla.   University Orange City
2	Nate Stewart	WR	R-Jr.	6-2	205	Bethlehem, Pa.   Pius X
92	Michael Stuhldreer	DL	R-Jr.	6-0	265	Grosse Pointe, Mich.   Grosse Pt. South   Dakota College
13	Keyshawn Swanson	DB	Fr.	6-0	180	Pensacola, Fla.   West Florida
17	Corey Thomas, Jr.	DB	Fr.	6-4	200	Pittsburgh, Pa.   Penn Hills
30	Jarred Uran	LB	Fr.	6-2	195	Cincinnati, Ohio   La Salle
20	Kevin Walls	WR	Fr.	6-6	215	Westlake, Ohio   Westlake
8	Josh Ward	DE	R-Sr.	6-2	225	Delray Beach, Fla.   American Heritage
14	A.J. Watts	DB	Fr.	6-1	185	Columbus, Ga.   Carver
9	Demetrick Watts II	LB	Jr.	6-3	215	Riverside, Calif.   Hillcrest   Humboldt State
11	Keyondre White	RB	So.	5-10	235	Fort Lauderdale, Fla.   Dillard
38	Jonah Wieland	P	R-So.	6-1	215	Hudson, Ohio   Hudson
19	Andre Williams	WR	Jr.	5-10	185	Orlando, Fla.   Winter Park
90	Bryce Wilson	DL	Fr.	6-3	265	Lilburn, Ga.   Parkview
26	Maverick Wolfley	TE	R-So.	6-3	240	Morgantown, W.Va.   Morgantown   West Virginia

## NUMERICAL ROSTER

44	Dylan Meeks	DE	Jr.	6-2	240
45	Brandon Junk	TE	R-Sr.	6-2	215
46	Ethan Slike	PK/P	R-Fr.	6-0	185
47	Jerry Fitschen	PK	R-Jr.	6-0	210
48	Connor Shell	LB	Fr.	6-1	190
49	Mason McMillen	LB	Fr.	5-11	200
51	Tiger Burkes	LB	Fr.	6-2	212
52	Zach DiLauro	LB	R-Fr.	5-10	215
53	Bryce Petersen	OL	Jr.	6-2	280
54	Cameron Lyons	LS	R-So.	6-1	230
56	Brandon Council	OL	R-Jr.	6-4	325
57	Jonathan Neeley	OL	R-Jr.	6-5	280
58	Marco Donatelli	LB	Fr.	6-3	220
59	Trevor Brown	OL	Sr.	6-5	300
60	Dean Ramicone	LB	R-So.	6-0	215
61	Peyton Coffman	LS	Sr.	5-11	209
62	Vincent Fonte, Jr.	OL	R-Fr.	6-4	315
63	Alex Robarge	OL	Fr.	6-5	311
64	Rueben Durkee	OL	R-So.	6-5	250
65	Kyle Bauman	LS	R-Fr.	5-11	245
66	Ryan Beckman	OL	Fr.	6-3	282
67	Logan Hawkins	DL	R-Fr.	6-2	295
68	Eric Bentley	OL	R-Fr.	6-2	285
69	Dakota Peters	OL	R-Fr.	6-6	285
70	Caleb Herring	OL	Fr.	6-7	320
71	Shawn Muldowney II	OL	R-So.	6-4	285
72	Hunter Corne	OL	R-So.	6-4	300
73	Owen Murphy	OL	Fr.	6-6	270
74	Landon Forman	OL	R-Jr.	6-5	270
75	Jordan Daniels	OL	Fr.	6-5	300
76	Rich Kallay	OL	R-Sr.	6-5	320
77	Xavior Gray	OL	Fr.	6-9	300
78	Austin Sample	OL	R-Jr.	6-3	300
79	Andy Jean-Baptiste	DL	R-Sr.	6-5	275
80	M.J. McGriff	WR	R-Jr.	5-8	190
81	Shawn Naim	WR	Fr.	6-4	190
82	Jeremiah Knight	WR	R-So.	5-11	195
83	De'von Jones	TE	R-Sr.	6-4	215
85	Trevon Richardson	WR	R-So.	5-8	160
88	Timothy Scippio	WR	So.	6-2	210
90	Bryce Wilson	DL	Fr.	6-3	265
92	Michael Stuhldreer	DL	R-Jr.	6-0	265
95	Brendan Smith	DL	Fr.	6-6	250
97	Tank McClendon	DL	Fr.	5-11	270
98	Jordan Maul	DL	Fr.	6-4	335
99	Daniel Lavelle	DL	Fr.	6-4	265

THIS IS AKRON FOOTBALL

## COACHING STAFF

**Tom Arth** (John Carroll '03), Head Coach

**Matt Feeney**, Defensive Coordinator | Inside Linebackers

**Tommy Zagorski**, Offensive Coordinator | Offensive Line

**Brian Cochran**, Defensive Line

**Chris Cook**, Tight Ends | Offensive Tackles

**Jonathan Cooley**, Defensive Backs | Corners & Nickels

**Jayden Everett**, Running Backs

**Shelton Felton**, Outside Linebackers | Defensive Ends

**Bryan Gasser**, Pass Game Coordinator | Wide Receivers

**Chris Hurd**, Special Teams Coordinator | Fullbacks | H-Backs

**Oscar Rodriguez, Jr.**, Secondary | Safeties

**Anthony Cicione, Tyrell Everett, Xavier Quigley, Jake Schaefer**, Graduate Assistants

## PRONUNCIATION GUIDE

Michiah Burton	ma-KAL-ah
Adetutu Daranjio	Too too Dah-rah-knee-joe
Devanier Floyd	DeVAN-Near
Vincent Fonte, Jr.	Fon-TAY
De'von Jones	Da-Vaughn
Rich Kallay	Kay-Lay
John Lako	LAKE-oh
Quevan Lawson	Q-vohn
Kyshad Mack	KAL-shod
Shawn Naim	Name
Alex Ramart	ruh-mart
Timothy Scippio	SIP-ee-oh
Cory Smigel	SMEE-gull
Jarred Uran	YOU-ran
Keyondre White	KEY-on-dray



**Kato Nelson**

*Career games/starts in ( ). Includes starts at positions other than the one listed.*

### Returning Offensive Participants – 32

**Quarterback (4):** Drew Hodgson (1/0) Robbie Kelley (25/11), Kato Nelson (21/16), Alex Ramart (6/1).

**Running back (3):** Devanier Floyd (1/0), Deltron Sands (21/1), Keyondre White (7/0).

**Offensive Line (10):** Eric Bentley (1/0), Trevor Brown (31/27), Brandon Council (13/12), Hunter Corner (12/12), Vincent Fonte (1/0), Rich Kallay (1/0), Shawn Muldowney (12/0), Jonathan Neeley (15/0), Bryce Petersen (12/12), Austin Sample (8/0).

**Tight End (5):** Nick Johns (20/0), Brandon Junk (34/5), Jeremiah Knight (10/2), Darryl Long (13/0), Maverick Wolfley (12/1).

**Wide Receiver (10):** Dustin Burkhart (18/0), Jaquavis Dixon (1/0), Tyler Gilchrist (4/0), De'von Jones (22/0), Sammy Laster (2/0), M.J. McGriff (3/0), Jonah Morris (12/12), Timothy Scippio (5/0), Nate Stewart (18/9), Andre Williams (23/19).

### Lost Offensive Participants– 12

**Quarterback (0):**

**Running back (3):** Van Edwards (48/22), Caleb Green (1/0), Jemarulin Suggs (4/1).

**Offensive Line (3):** Undrea Bullard (17/9), Nick Fazio (9/0), Kyle Ritz (51/43).

**Tight End (2):** Brian Reinke (37/14), Newman Williams (34/16).

**Wide Receiver (4):** Daishawn Brimage (7/1), Kwadarrius Smith (35/17), Mykel Traylor-Bennett (43/8), Malik Wooldridge (7/0).

### Returning Defensive Participants– 22

**Defensive Line (8):** DeAndre Brimage (10/0), Logan Hawkins (2/0), Andy Jean-Baptiste (2/0), Davon'te Jest (12/1), Dylan Meeks (26/0), Dean Ramicone (1/0), Justin Sampson (24/0), Michael Stuhldreer (1/0).

**Linebacker (8):** Bubba Arslanian (12/1), Brandon Bischof (12/0), Zach DiLauro (1/0), DeMarkus Glover (18/0), James King (8/0), John Lako (38/13), DeMarcus Lloyd (15/1), Josh Ward (38/12).

**Secondary (6):** Jerome Cooper (10/0), Alvin Davis (38/20), Shawn Featherstone (27/5), Jalen Hooks (12/0), Zaire Jacobs (16/2), Jordyn Riley (3/0).

### Lost Defensive Participants– 17

**Defensive Line (5):** Brock Boxen (42/32), Walter Brady (12/1), Jamal Davis (27/24), Matt Hanson (4/0), Brennan Williams (40/14).

**Linebacker (4):** Brian Bell (48/31), Nathan Bischof (42/2), Jack Bracher (1/0), Ulysees Gilbert (51/38).

**Secondary (8):** Jamal Baggett (31/0), Kyron Brown (51/27), Denzel Butler (25/7), Hugh Cade (14/0), Darian Dailey (27/22), Mark Ellis (4/0), Jordan George (44/16), Rich Hall (3/0).

### Returning Specialists– 3

**Kicker (1):** Jerry Fitschen (13/0).

**Punter (0):**

**Long Snapper (2):** Peyton Coffman (2/0), Cameron Lyons (12/0).

**Holder (0):**

### Lost Specialists– 5

**Kicker (2):** Nick Gasser (38/0), Tom O'Leary (22/0).

**Punter (2):** James Fonseca (3/0), Nick Gasser (38/0).

**Long Snapper (0):**

**Holder (1):** Kyle Foster (49/0).

### Returning Starters– 10

**Offense (7):** LT Trevor Brown, LG Hunter Corne, C Bryce Petersen, QB Kato Nelson, WR Stewart, WR Andre Williams, WR Jonah Morris.

**Defense (3):** DE Josh Ward, LB John Lako S Alvin Davis.

### Starters Lost– 12

**Offense (4):** RG Kyle Ritz, RT Bullard, WR Kwadarrius Smith/TE Newman Williams, RB Van Edwards.

**Defense (8):** DE Jamal Davis, DT Brock Boxen, NT Brennan Williams, LB Ulysees Gilbert, LB Brian Bell, CB Darian Dailey, CB Kyron Brown, S Jordan George.



**Josh Ward**

## OFFENSE (Spread)

### Quarterback

8	T.J. Deshields (R-Fr., 6-3, 205)
19	Drew Hodgson (R-So., 6-3, 210)
10	Robbie Kelley (R-Sr., 6-2, 215)
1	Kato Nelson (R-Jr., 6-1, 215) #
12	Alex Ramart (R-So., 6-3, 215)

### Running Back

22	Devanier Floyd (R-Fr., 5-9, 215)
25	Brandon Lee (So., 5-6, 158)
4	Deltron Sands (R-Sr., 5-8, 195)
11	Keyondre White (So., 5-10, 235)

### Tight End

43	Austin Gillispie (R-Jr., 5-10, 240)
6	Nick Johns (R-Sr., 6-3, 240)
83	De'von Jones (R-Sr., 6-4, 215)
45	Brandon Junk (R-Sr., 6-2, 215)
13	Darryl Long (R-Sr., 6-4, 240)
26	Maverick Wolfley (R-So., 6-3, 240)

### Wide Receiver

23	Gavin Blunt (R-Fr., 6-2, 195)
14	Dustin Burkhart (Jr., 6-0, 182)
16	Jaquavis Dixon (R-Sr., 6-2, 195)
82	Jeremiah Knight (R-So., 5-11, 195)
80	M.J. McGriff (R-Jr., 5-8, 190)
9	Jonah Morris (R-Jr., 6-4, 205) #
85	Trevon Richardson (R-So., 5-8, 160)
88	Timothy Scippio (So., 6-2, 210)
15	Nate Stewart (R-Jr., 6-2, 205) #
19	Andre Williams (Jr., 5-10, 185) #

### Offensive Line

68	Eric Bentley (R-Fr., 6-2, 285)
59	Trevor Brown (Sr., 6-5, 300) #
72	Hunter Corne (R-So., 6-4, 300) #
56	Brandon Council (R-Jr., 6-4, 325) #
64	Rueben Durkee (R-So., 6-5, 250)
62	Vincent Fonte (R-Fr., 6-4, 315)
74	Landon Forman (R-Jr., 6-5, 270)
76	Rich Kallay (R-Sr., 6-5, 320)
71	Shawn Muldowney (R-So., 6-4, 285)
57	Jonathan Neeley (R-Jr., 6-5, 280)
73	Dakota Peters (R-Fr., 6-6, 285)
53	Bryce Petersen (Jr., 6-2, 280) #
78	Austin Sample (R-Jr., 6-3, 300)

## DEFENSE (4-3)

### Defensive End

79	Andy Jean-Baptiste (R-Sr., 6-5, 275)
44	Dylan Meeks (Jr., 6-2, 240)
16	Justin Sampson (Jr., 6-2, 210)
92	Michael Stuhldreer (R-Jr., 6-0, 265)
8	Josh Ward (R-Sr., 6-2, 225) #

### Defensive Tackle

12	DeAndre Brimage (Jr., 6-0, 275)
67	Logan Hawkins (R-Fr., 6-2, 295)
11	Davon'te Jest (Sr., 6-1, 300)

### Linebacker

27	Bubba Arslanian (R-So., 5-9, 202)
22	Brandon Bischof (R-So., 6-1, 215)
37	Jerome Cooper (R-So., 5-11, 210)
21	Reggie Corner, Jr. (R-Fr., 5-9, 200)
52	Zach DiLauro (R-Fr., 5-10, 215)
3	DeMarkus Glover (R-Jr., 6-1, 220)
32	James King (R-Sr., 6-2, 188)
40	John Lako (Sr., 6-2, 225) #
34	DeMarcus Lloyd (R-Sr., 6-0, 215)
60	Dean Ramicone (R-So., 6-0, 215)
50	Michael Scott (Jr., 6-3, 235)

### Cornerback

24	Adetutu Daranijo (Fr., 5-10, 190)
21	Tyler Gilchrist (R-Jr., 5-10, 195)
29	Jalen Hooks (So., 6-2, 185)
15	Jeffrey Lubin (R-So., 6-2, 185)
6	Jordyn Riley (R-So., 5-10, 190)

### Safety

1	Alvin Davis (Sr., 5-9, 175) #
2	Shawn Featherstone (R-Sr., 6-2, 185)
20	Zaire Jacobs (Jr., 5-11, 190)
19	Sammy Laster (R-So., 5-11, 175)

## SPECIALISTS

### Kicker

47	Jerry Fitschen (R-Jr., 6-0, 210) #
46	Ethan Slike (R-Fr., 6-0, 185)
41	Cory Smigel (R-Fr., 5-8, 150)

### Punter

47	Jerry Fitschen (R-Jr., 6-0, 210)
38	Jonah Wieland (R-So., 6-1, 215)

### Long Snapper

65	Kyle Bauman (R-Fr., 5-11, 245)
61	Peyton Coffman (Jr., 6-0, 209)
54	Cameron Lyons (R-So., 6-1, 230) #

### Holder

12	Alex Ramart (R-So., 6-3, 215)
----	-------------------------------

### Punt Returner

82	Jeremiah Knight (So., 5-11, 195)
19	Andre Williams (Jr., 5-10, 185)

### Kickoff Returner

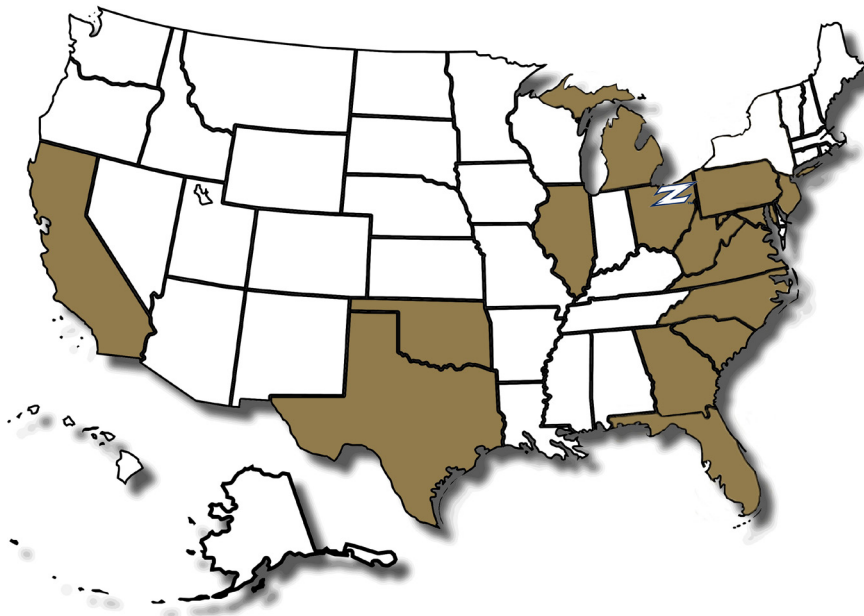
82	Jeremiah Knight (So., 5-11, 195)
15	Nate Stewart (R-Jr., 6-2, 205)

*Per Coach Arth, Akron football has no returning starters. Every position must be earned.*

*All players are listed alphabetically by position.*

*# started in 2018*

*List does not include incoming freshmen.*



Player	Hometown	High School
<b>California (4)</b>		
Jerry Fitschen	Orange	Orange Lutheran
Tyson McDonald	Corona	Eleanor Roosevelt
Bryce Petersen	McKinleyville	McKinleyville
Demetrick Watts II	Riverside	Hillcrest

<b>Florida (27)</b>		
Hunter Corne	Dunnellon	Dunnellon
Adetutu Daranijo	Fort Lauderdale	St. Thomas Aquinas
Alvin Davis, Jr.	Fort Lauderdale	St. Thomas Aquinas
Jaquavis Dixon	Oviedo	Hagerty
DeMarkus Glover	St. Petersburg	Northside Christian
Peter Hayes-Patrick	Orlando	Winter Park
Zaire Jacobs	Miami Gardens	St. Thomas Aquinas
Andy Jean-Baptiste	Miami	Miami Edison
Davon'te Jest	Ocala	Forest
Brandon Junk	Clearwater	Central Catholic
Rich Kallay	Largo	Central Catholic
James King	Miami	Booker T. Washington
Sammy Laster	Miami Gardens	Miami Central
Brandon Lee	Fort Lauderdale	Cardinal Gibbons
Jeffrey Lubin	Hollywood	South Broward
M.J. McGriff	Vera Beach	Vera Beach
Dylan Meeks	Orlando	Dr. Phillips
Kato Nelson	Hollywood	Flanagan
Jordyn Riley	Citra	North Marion
Deltron Sands	Fort Lauderdale	St. Thomas Aquinas
Timothy Scippio	Fort Lauderdale	Dillard
Michael Scott	Tallahassee	North Florida Christian
Brendan Smith	Debary	Univ. Orange City
Keyshawn Swanson	Pensacola	West Florida
Josh Ward	Delray Beach	American Heritage
Keyondre White	Fort Lauderdale	Dillard
Andre Williams	Orlando	Winter Park

<b>Georgia (9)</b>		
Randy Cochran, Jr.	Doraville	Norcross
Zach Gibson	Alpharetta	Johns Creek
Daniel Lavelle	Forsyth	Mary Persons
Quevan Lawson	Ashburn	Turner County

DeMarcus Lloyd	Vienna	Dooly County
Michael Mathison	Covington	Newton
Julian Richardson	Albany	Westover
A.J. Watts	Columbus	Carver
Bryce Wilson	Lilburn	Parkview

<b>Illinois (1)</b>		
Robbie Kelley	Springfield	Rochester

<b>Maryland (1)</b>		
Trevor Brown	Clinton	Wise

<b>Michigan (4)</b>		
Peyton Coffman	Grand Blanc	Fenton
Jerome Cooper	Detroit	Stevenson
John Lako	Monroe	St. Mary Catholic
Michael Stuhldreer	Grosse Pointe	Grosse Pointe South

<b>North Carolina (2)</b>		
Brandon Council	Tar Heel	West Bladen
Jordan Daniels	Huntersville	North Mecklenburg

<b>Ohio (50)</b>		
Bubba Arslanian	Aurora	Aurora
Kyle Bauman	North Royalton	North Royalton
Ryan Beckman	Avon Lake	Avon Lake
Eric Bentley	Akron	St. Vincent-St. Mary
Nathan Bischof	Akron	St. Vincent-St. Mary
Gavin Blunt	Aurora	Aurora
DeAndre Brimage	Akron	East
Dustin Burkhart	Akron	Coventry
Michiah Burton	Columbus	New Albany
J.J. Coleman	Westlake	Westlake
Reggie Corner, Jr.	Canton	McKinley
Nick Demchuk	Cleveland	Benedictine
T.J. Deshields	Beloit	West Branch
Zach DiLauro	Akron	Springfield
Marco Donatelli	Girard	Girard
Rueben Durkee	Akron	Firestone
Preston Eisnaugle	Galloway	Alder
Devanier Floyd	Akron	East

Vincent Fonte, Jr.	Copley	Copley
Noah Garrett	Mentor	Mentor
Tyler Gilchrist	Akron	Hoban
Austin Gillispie	Dublin	Dublin Scioto
Xavior Gray	Massillon	Jackson
Taylor Griffin	Strongsville	Strongsville
Caleb Herring	Lakewood	St. Edward
Julian Hicks	Cleveland	Mayfield
Drew Hodgson	Dublin	Dublin Coffman
Jalen Hooks	Warren	Harding
De'von Jones	Akron	Coventry
Jeremiah Knight	Jefferson	Jefferson Area
Darryl Long	Columbus	Westerville South
Kyshad Mack	Massillon	Massillon Washington
Jordan Maul	Steubenville	Central Catholic
Tank McClendon	Lima	Lima Senior
Mason McMillen	Wadsworth	Wadsworth
Jonah Morris	Akron	Hoban
Shawn Muldowney II	Diamond	Southeast
Owen Murphy	Cleveland	St. Ignatius
Shawn Naim	Brecksville	Lutheran West
Jonathan Neeley	Youngstown	Ursuline
Dean Ramicone	Brunswick	Brunswick
Trevon Richardson	Kent	Roosevelt
Alex Robarge	Chagrin Falls	Kenston
Austin Sample	Sylvania	Northview
Justin Sampson	Akron	St. Vincent-St. Mary
Connor Shell	Bay Village	Bay Village
Cory Smigel	North Royalton	North Royalton
Jarred Uran	Cincinnati	La Salle
Kevin Walls	Westlake	Westlake
Jonah Wieland	Hudson	Hudson

<b>Oklahoma (1)</b>		
Landon Forman	Kingfisher	Kingfisher

<b>Pennsylvania (7)</b>		
Tiger Burkes	Bethel Park	Bethel Park
Shawn Featherstone	Pittsburgh	Penn Hills
Logan Hawkins	Harrison City	Penn-Trafford
Dakota Peters	New Castle	Shenango
Ethan Slike	Greensburg	Central Catholic
Nate Stewart	Bethlehem	Pius X
Corey Thomas, Jr.	Pittsburgh	Penn Hills

<b>Texas (1)</b>		
Alex Ramart	Richmond	Foster

<b>South Carolina (1)</b>		
Kyle Romenick	Fort Mill	Fort Mill

<b>Virginia (1)</b>		
Nick Johns	Leesburg	Gonzaga

<b>West Virginia (2)</b>		
Cameron Lyons	Morgantown	Morgantown
Maverick Wolfley	Morgantown	Morgantown



## YEAR-BY-YEAR RESULTS

2018-19	Akron 7.5, Kent State 6.5
2017-18	Akron 7.5, Kent State 6.5
2016-17	Akron 7.5, Kent State 6.5
2015-16	Akron 7.5, Kent State 6.5
2014-15	Kent State 8.0, Akron 7.0
2013-14	Kent State 8.5, Akron 6.5
2012-13	Kent State 8.0, Akron 7.0
2011-12	Kent State 9.0, Akron 6.0

On August 24, 2011, the athletics departments at The University of Akron and Kent State University announced participation in a new competition, celebrating an intercollegiate athletics rivalry dating back more than a half-century between the two schools. On Sept. 27, 2016, Crystal Clinic Orthopaedic Center became the title sponsor for the all-sport rival series which is now called "The Crystal Clinic Orthopaedic Center Wagon Wheel Challenge."

The Crystal Clinic Orthopaedic Center Wagon Wheel Challenge is based on a time-honored competition for a historic wooden wagon wheel trophy awarded originally in 1945 to the winner of the annual Akron-Kent State football game. Since the 2011-12 academic year, the rivalry was broadened to include 14 NCAA varsity sports, with victories in each sport adding one point to the challenge standings.

Fans can learn more about the rivalry and follow the results and standings via

[www.WagonWheelChallenge.com](http://www.WagonWheelChallenge.com).

"Sponsoring the Wagon Wheel Challenge with the University of Akron and Kent State University is a great honor," said Ronald Suntken, EdD, FACMPE, president and CEO of the Crystal Clinic Orthopaedic Center. "We are excited to be a part of this traditional rivalry for the next five years."

In keeping with tradition, the annual winner of the football contest will gain possession of the historic wooden Wagon Wheel trophy, while the school that accumulates the most total points in all varsity match-ups for that academic year will receive an overall series trophy.

"We are excited to join the Crystal Clinic and Kent State in our promotion of the Wagon Wheel Challenge once again," said Larry Williams, Akron Director of Athletics. "We are grateful to all of the doctors at the Crystal Clinic who have taken great care of our student-athletes over

the years. We are proud to support this historic tradition with our rivals at Kent State."

According to legend, the "Wagon Wheel" trophy traces its beginnings to the spring of 1870 when Akron industrialist John R. Buchtel set out for the town of Kent in search of a site to establish a college. In the muddy Ohio fields, however, his wagon became bogged down in the area where Kent State University is currently located. When horses pulled the wagon, a wheel came loose and became buried until it was discovered in 1902 during the construction of a pipeline along the Western Reserve Trail.

The wheel eventually fell into the possession of Dr. Raymond Manchester, who as the Kent State Dean of Men in 1945, suggested the local historic artifact be offered as the trophy to the winner of the annual Akron-Kent State football game.

Beginning in 2019-20, the all-sport rivalry will expand from 14 to 16 sports as Akron adds baseball and women's lacrosse, two sports that Kent State also fields.

## Crystal Clinic Orthopaedic Center Wagon Wheel Challenge Rules & Qualifying Sports

- Each of the 16 sports will be worth one (1) point. For a school to be the winner of The Crystal Clinic Orthopaedic Center Wagon Wheel Challenge, it must accumulate at least seven-and-a-half (8.5) points.

- The point is awarded to the team that wins the season series in the head-to-head competition.

- If the teams play head-to-head once in a given season (e.g. football), then the school that wins will receive the point.

- All regular-season games count toward the season series tally (including if non-conference games are played) with the school that wins more games (e.g.,

winning two of three in softball) receiving the point. If teams split the regular season match-ups (e.g., in basketball), then each team receives a one-half (½) point for that sport.

- For men's and women's cross country, golf and indoor/outdoor track and field, one point is awarded to whichever school finishes higher in the MAC Championship for each of those sports. (For these sports, no other competitions - in-season or post-season - will count toward the series).

- MAC and/or NCAA Tournament games can count toward determining the season series winner (e.g., the schools split the two regular season meetings in basketball and then meet in the MAC Tournament, whichever school wins that game is awarded the point).

- In the event of a 16-sports season tie, the school that won the trophy the previous year will retain possession.

## 2018-19 Results

For the fourth consecutive year, Akron won the Crystal Clinic Orthopaedic Center Wagon Wheel Challenge, claiming a 7.5 to 6.5 victory over Kent State.

Akron football started the scoring for the Zips on Oct. 20 with a point. The men's and women's cross country teams each added a point at the MAC Championship meet on Oct. 27 to round out the fall scoring.

In the winter, the UA men's basketball (0.5) team split its two-games series, earning half a point. Men's and women's indoor track and field each secured a point at the MAC Championships.

Kent State earned points for volleyball (1.0), women's soccer (1.0), women's basketball (1.0), men's basketball (0.5), softball (1.0), women's golf (1.0), and men's golf (1.0).



# STUDENT-ATHLETE ACADEMIC SERVICES

THIS IS AKRON FOOTBALL



**KRISTINA  
ARTINO**

**Assistant Director  
for Student-Athlete Academic Services**

**Email: artino1@uakron.edu  
Office: (330) 972-6770**



**WARREN  
BALL**

**Academic Coordinator for Football**

**Email: wb35@uakron.edu  
Office: (330) 972-8659**



**TARA  
BUCHANAN**

**Learning Specialist  
for Student-Athlete Academic Services**


**Email: tbuchanan@uakron.edu  
Office: (330) 972-2796**



**MARC  
SMITH**

**Coordinator of Academic Support Services**

**Email: msmithsr@uakron.edu  
Office: (330) 972-8397**



We would like to welcome you to the Zips' Athletic Family. We value the services that we are able to provide to our Student-Athletes for their successes in the classroom and on the field, while fostering their career development and growth.

We take pride that our Student-Athletes are highly engaged and actively involved with the City of Akron and neighboring communities.

**Services we provide . . .**

- Graduation rate that exceeds 70 percent
- Academic advising
- Monitor and maintain NCAA academic requirements and rules
- One-on-one and small group tutoring and academic support
- Identify career aspirations and career interest

**Student-Athlete Learning Program**

All freshmen and transfer students will be required to participate in the Learning Program:

- Custom designed to each participant's academic needs
- Study program may consist of the following:
  - Objective Learning
  - One on one study sessions with staff
  - Block scheduling
  - Tutoring
  - Weekly academic planning sessions
  - Computer usage
  - Progress reports
  - Time management assistance
  - Study strategy assistance
  - Learning style evaluation
  - Organizational techniques- "Binder System"

# Cline Athletics Leadership Academy



## ANNE JORGENSEN

**Senior Associate Athletics Director  
for Programming**

**Email: [ajorgen@uakron.edu](mailto:ajorgen@uakron.edu)**

**Office: (330) 972-8555**

New this fall is the Keith A. Jr. and Stephanie L. Cline Athletics Leadership Academy, aimed to equip the student-athletes at The University of Akron with the knowledge and skills they need to achieve success both during and after their collegiate careers.

The Academy will provide year-round opportunities for advancement in five key areas: leadership training, career development, community engagement, personal enrichment, and letterwinner engagement.

As part of the Leadership Academy, the University's letterwinner's association, the Varsity "A", will be integrated into the Academy. Varsity "A" members will be asked to serve as mentors to the University's 500+ student-athletes.

The Department of Athletics also will be partnering with academic departments across campus to provide experiential learning and leadership development opportunities for student-athletes.

## THE LEARNING CENTER

### Mission Statement

Our mission is to help student-athletes reach their full potential academically and athletically en route to graduation by developing skills in the areas of:

- Time Management
- Mentorship Opportunities
- Support: Mental, Physical, Social, & Emotional well-being
- Campus & Community Networking



## 2018-19 AKRON ACADEMIC HONORS

**1 Academic All-American**

**5 Google Cloud Academic  
All-District Honorees**

**36 MAC Distinguished  
Scholar-Athletes**

**MAC Medal of Excellence**  
Megan Sefcik, Women's Basketball  
Taron Slone, Men's Track & Field

**76 Chi Alpha Sigma Honor  
Society Inductees**

**128 Academic All-MAC**

**228 Dean's List** Fall 2018 - 111  
Spring 2019 - 117

**57 President's List [4.0 GPA]**  
Fall 2018 - 23  
Spring 2019 - 34

**34 Competed while in graduate  
school**

**12 Teams with 3.0+ Team GPA**  
Women's Basketball  
Women's Cross Country  
Men's Golf  
Women's Golf  
Rifle  
Men's Soccer  
Women's Soccer  
Softball  
Women's Swimming & Diving  
Women's Tennis  
Women's Track & Field  
Women's Volleyball

## JOHN HEISMAN

*Story reprinted with permission from Akron Magazine*

The story goes that Buchtel College's quarterback, 6-foot-4 inch Harry Clark, had trouble bending low enough to pick up the football when the center snapped it to him.

Squirted it to him was more like it.

At that point in football history, 1893, the center transferred the ball to the quarterback by putting one hand over the front of the ball and pressing down on the back with his other hand. When he released the front hand, the ball would flip up and back in the general direction of the backfield.

It was an awkward maneuver, to say the least, and resulted in many fumbles.

Buchtel's coach had a better idea. Why not have the center simply pitch the ball back through his legs? Shotgun-style, we'd call it today.

It worked.

Clark saved his back, and Buchtel cut down on its fumbles. No one objected, and by the end of the season all colleges were using the new center snap.

So how did Heisman end up in Akron?

After the 1892 season, the students again besieged the Reverend Orello Cone, Buchtel's president since 1880, pleading with him to convince the Board of Trustees to hire someone to coach the college's club teams. Cone pushed the measure through.

The students' first choice was Heisman, and they moved quickly to get him. The young coach was invited to campus in January, and after inspecting the facilities he spelled out the terms under which he would render his services. At a meeting of the trustees' executive committee on Jan. 28, 1893, the committee agreed to extend Heisman a one-year contract as "gymnasium director" and "special teacher of gymnastics in baseball and football." The board not only agreed to pay Heisman \$900, but to build a long-sought baseball cage - provided the students raised \$300 toward Heisman's salary and paid off the remaining salary of the previous gym director. The weekly student newspaper, *The Buchtelite*, ran the headline:

"HEISMAN! HEISMAN! Rah! Rah! Rah!"



Alas, John W. Heisman's association with Buchtel wasn't a long or especially satisfying one for him - the faculty and trustees got together and legislated his job out of existence. But it did have its moments. In 1894, when he technically wasn't even working for the college, Heisman engineered a 12-6 win over Ohio State. He played quarterback in the game to boot.

After retiring from coaching, Heisman served as the New York City Downtown Athletic Club's first athletic director, starting in 1930. The club awarded its first trophy to the nation's top college football player in 1935 and renamed the trophy in memory of Heisman when he died a year later at age 66.

## THE WAGON WHEEL

According to legend, the "Wagon Wheel" came into being in the spring of 1870 when John R. Buchtel, an Akron industrialist, at the insistence of Rev. Andrew Willson of the Kent Universalist Church, set out for Kent in search of a site for a proposed college. However, his wagon became bogged down in the mud where Kent State University is currently located, the horses broke away and left bits and pieces of the carriage scattered, including one of the wheels, which remained wedged in the mud.

Buchtel eventually found his way back to Akron, where he settled on a site for Buchtel College, the forerunner of the present University of Akron.

During construction of a pipeline along the Western Reserve Trail in 1902, the wheel was discovered and eventually became the property of Dr. Raymond Manchester, who in 1945 as the Kent State Dean of Men, suggested the wheel be set up as an award to the winner of the annual Akron-Kent State football game.

Manchester had the wheel painted blue and gold, the school colors of both schools, and it has been a prized trophy ever since. Each spoke bears a plaque verifying the score of each game.

In 1946, Kent State defeated the Zips, 13-6, to capture the Wagon Wheel Trophy. After a KSU win in 1954, the series between the two schools went into hibernation. Not until Sept. 9, 1972, was the series revived. In that game, played at the Rubber Bowl, 25,131 saw UA grab a 13-0 lead, but KSU battled back to score 13 fourth-quarter points, and the contest ended in a tie. Akron was then awarded custodial rights for a two-year period for its first possession of the prized trophy since its inception.



The Zips are 21-23-1 since the introduction of the Wagon Wheel Trophy. In 2011, the Wagon Wheel was the inspiration behind the creation of the Crystal Clinic Wagon Wheel Challenge. The Wagon Wheel Challenge broadened the Akron-Kent State rivalry to include all 14 NCAA varsity sports that are sponsored by both programs (see page 15 for more information on the Crystal Clinic Wagon Wheel Challenge).

**AKRON'S FIRST BOWL**

Gordon Larson's Zips and Louisiana Tech met up for the College Division Midwest Region Championship in the 1968 Grantland Rice Bowl in Murfreesboro, Tenn. It was the first bowl appearance for both teams.

**AKRON HAS NCAA FIRST IN '76 BOWL**

The first overtime game in the history of the NCAA playoffs occurred at Akron's Rubber Bowl when the Zips met Northern Michigan in the second round of the Division II playoffs, a game called the Knute Rockne Bowl on Dec. 4, 1976.


**AKRON'S FIRST 1-A BOWL**

After winning its first Mid-American Conference Championship, a dramatic 31-30 win over Northern Illinois on Dec. 1, 2005, The University of Akron earned a berth to its first bowl as an NCAA Division I-A member.

The Zips, who won that MAC title game at Detroit's Ford Field, returned to the venue 25 days later (Dec. 26) for the Motor City Bowl to face the Memphis Tigers, a team that featured one of the nation's top running backs, DeAngelo Williams.

**AKRON'S FIRST FBS BOWL WIN**

After a 10-year drought, the Akron Zips returned to bowl play, under head coach Terry Bowden, and registered the first Division I



*Gerry Faust helped to take Akron football to the next level, coaching the school's first-ever NCAA I-A team in 1987.*

Football Bowl Subdivision (FBS) victory in school history with a 23-21 win over Utah State in the Famous Idaho Potato Bowl in Boise on Dec. 22, 2015.

*Full postseason/bowl recaps and stats are located in the bowl section (pp. 176-196).*

**UA MAKES FIRST DIVISION I-A JUMP**

In 1987, the stage was set. It had been 20 months since Dec. 18, 1985 when, amid a crush of national media interest, Gerry Faust was introduced as Akron's new head football coach. The University of Akron was anxious to make the move to I-A football from I-AA. The Zips would become the first team since the NCAA created I-AA in 1978 to move up to the I-A level. The transition, however, was not an easy one.

The great debate was, should Akron, coming off a Division I-AA playoff season, leave the Ohio Valley Conference for the greener pastures of I-A?

With a bid to join the Mid-American Conference having already been rejected, Akron would have to compete as an independent in all sports - without a conference to call home.

On the upside, Akron was feeling growing pains and had already tasted success at the next level with wins over such I-A schools as


Kent State and Eastern Michigan. Still, much work had to be done before the NCAA would consider the Zips' application.

Akron had to meet several criteria expected of all Division I-A schools. The Zips already met the criteria of having a stadium which seated 30,000 and sponsoring at least eight men's sports and seven women's sports. Where UA was lacking was in the attendance department. Division I-A school were required to average 17,000 paid attendance per game in a season or 20,000 once every four years. With a late-season ticket drive in 1985, the Zips boosted their per game average to 18,137.

Next, Akron had to revamp its schedule so that at least 60 percent of its opponents were I-A schools. With new coach Gerry Faust on board, the Zips scheduled games against Western Michigan, Kent State, Eastern Michigan, Temple, Oregon State, Louisville and Northern Illinois for the fall of 1987. The Zips also realized that the move up would come at a price. The athletics department saw its budget increase from \$1.5 million in 1982-83, to \$4.26 million for the 1987-88 school year.

On June 23, 1987, Akron's application was approved on a three-year basis.

## RING OF HONOR



#89

**CHRIS  
ANGELOFF**

**Tight End  
1974-75**



#5

**CHARLIE  
FRYE**

**Quarterback  
2001-04**



#33

**JASON  
TAYLOR**

**Defensive End  
1993-96**



**JIM  
DENNISON**

**Head Coach  
1973-86**



**GORDON  
LARSON**

**Head Coach  
1961-72**

On Oct. 11, 2003 when the Zips hosted Cal Poly, The University of Akron held its inaugural induction of former players and teams into the Ring of Honor. Former head coach Jim Dennison, former player Chris Angeloff and two of the most successful squads in school history, the 1968 team and 1976 team squads, were honored.

Since then, NFL great Jason Taylor (2004) and former head coach Gordon Larson (2005) have been inducted.

On Black FryeDay 2015, former Zips' quarterback Charlie Frye became the seventh inductee overall and third player to be inducted into the Ring of Honor.

**Jim Dennison**, the all-time winningest coach (by victories with 80) in UA history, was in charge of the Zips from 1973 to 1985 and led them to the finals of the 1976 NCAA Division II playoffs where they fell to Montana State, 24-13, in the Pioneer Bowl. He was the 1976 Kodak

National Coach of the Year, the first coach to lead the Zips to a 10-win season, and 80-62-2 all-time at Akron.

A standout player under Dennison, **Chris Angeloff** died tragically from cardiac arrest during the Sept. 6, 1975 season opener versus Marshall. He was a two-time letterman at tight end and, as a sophomore, caught seven passes for 106 yards and two touchdowns. Angeloff's number 89 was retired in his honor and his memory lives on with the Chris Angeloff Scholarship.

**The 1968 team**, coached by Larson, played in Akron's first-ever bowl game, the Grantland Rice Bowl. That squad, led by All-Americans Don Zwisler (QB) and Dan Ruff (WR), went 7-3-1 and eventually lost to a Terry Bradshaw-led Louisiana Tech squad, 33-13, in the bowl game.


**The 1976 team**, coached by Dennison and featured first-team All-Americans Mark Van Horn and Steve Cockerham,

went 10-3 and played for the NCAA Division II championship, where they fell to Montana State. In reaching that championship game, Akron defeated UNLV, 27-6, in the first round and Northern Michigan, 29-26, in the second game, called the Knute Rockne Bowl.

In 2004, **Jason Taylor** was added to the Ring of Honor when the Zips hosted, and defeated in dramatic fashion, Marshall on Nov. 5 in an ESPN2 telecast. Taylor was a first-team All-Mid-American Conference honoree for the Zips in 1996 before becoming a third-round draft pick of the Miami Dolphins in 1997. Taylor still holds the Akron records for sacks in a season with 10, sacks in a career (21) and TFL for a career (41). Taylor, a six-time Pro Bowl selection, was named the 2006 Associated Press NFL Defensive Player of the Year and was named the NFL's Walter Payton Man of the Year for the 2007 season. He was inducted into the Pro Football Hall of Fame in 2017.

TEAMS: 1968 | 1976


#89



CHRIS ANGELOFF

Tight End | Jr. | 6-4 | 220

Berea, Ohio  
1955-1975



THE CHRIS ANGELOFF SCHOLARSHIP

The Chris Angeloff Scholarship was established in memory of Chris Angeloff, a junior starting tight end, who collapsed and died of cardiac arrest during UA's 20-8 victory over Marshall in the Acme-Zip Game on Sept. 6, 1975.

His teammates voted to retire his jersey, the first such tribute paid to a UA football player and the only one to date.

Angeloff, 20, was leaving the field on a possession exchange midway through the second period, got to the sidelines and collapsed. As many as seven doctors tried to revive him.

A native of Erie, Pa., Angeloff had become a starter as a sophomore. An accounting major, he carried a 3.20 GPA. He was the son of Carl and Mary Angeloff.

At the request of the family, income from the endowed fund is applied to athletic scholarships. Funds are derived from contributed memorials.

**Gordon Larson** was honored posthumously in Oct. 1, 2005. Not only did he lead the Zips to their first ever bowl game, he is the program's all-time winningest coach in terms of percentage, going 74-33-5 (.683), and only had one losing season in his 12 years (1961-72) at the helm.

UA's most honored quarterback, **Charlie Frye** started in 45 of 46 games over his career. He set 54 school records and became the 16th quarterback in NCAA history and the third in Mid-American Conference history to pass for over 2,000 yards for all four seasons. While throwing for 11,049 yards, including 3,549 in 2003, which is the single-season record, Frye had 14 career 300-yard passing games, including a school record 436-yard performance in his career finale against Miami. He completed 913 of 1,436 passes for 64 touchdowns, all UA career records. In 2004, Frye became the first UA player

to receive the MAC's Vern Smith Leadership Award, the highest honor given to a Conference football student-athlete. He guided UA to a 6-2 MAC record to finish second in the East Division as a senior in 2004, and was named second-team All-MAC. Frye went on to earn the Most Valuable Player Award in the 2005 Senior Bowl.

Each of the inductees is honored with a plaque ringed around the inside of Info-Cision Stadium-Summa Field.

<i>Ring of Honor Inductees</i>	<i>Year Inducted</i>
Jim Dennison	2003
Chris Angeloff	2003
1968 Team	2003
1976 Team	2003
Jason Taylor	2004
Gordon Larson	2005
Charlie Frye	2015

THIS IS AKRON FOOTBALL

# THE RUBBER BOWL



THIS IS AKRON FOOTBALL

Opened in 1940, The University of Akron's Rubber Bowl was the largest (tied) football stadium in the Mid-American Conference, and was the second largest collegiate stadium in the state of Ohio. With a final-year capacity at 31,000 in 2008, The Bowl was runnerup to Ohio State's Ohio Stadium which packs in 101,568.

As far as MAC stadiums go, the Rubber Bowl was tied with UB Stadium (Buffalo) as the largest in terms of seating capacity.

The Zips' horseshoe-shaped home was a gathering spot for Northeast Ohio football fans and event goers for 66 years. In 1999, UA football fan No. 3,000,000 passed through the Rubber Bowl turnstiles, marking six decades of Zips gridiron action at The Bowl.

The site of 324 UA football contests, 19 preseason Cleveland Browns' games, a regular-season NFL game in 1952, over 1,500 high school games (including dozens of OHSAA playoff games), as well as many soccer matches and scores of concerts and shows, the Rubber Bowl has stood the test of time.

In 1940, the UA football team abandoned well-worn Buchtel Field to play at the municipally owned Rubber Bowl.

The Bowl began to develop under the plans of B.E. "Shorty" Fulton in 1933. With the help of the Civil Works Authority, Fulton had 180,000 cubic yards of dirt carved out of the side of the hill neighboring Akron Municipal Airport. Fulton, the airport manager, turned the site into a recreation area.

Then in 1939, civic-minded citizens, headed by C.W. Seiberling and James Schlemmer, sports editor of the Akron Beacon Journal, raised \$30,000 to help construct the stadium on the site. The amount was raised by subscribing \$1 from 30,000 Akronites. A federal grant of \$516,000 was obtained and construction began. The stadium was dedicated before 37,000 people on Aug. 10, 1940.

Akron opened its playing history in the Rubber Bowl on Oct. 5, 1940, against Western Reserve, before 17,472 spectators. Although the Zips lost 6-0, the Rubber Bowl has since been an excellent home field, as evidenced by UA's overall mark of 190-119-10 (61 percent).

In June 1971, the University accepted the title to the Rubber Bowl, paying \$1 for the facility, from the City of Akron and began a program of refurbishing the stadium. University trustees authorized \$175,000 for improvements. First priority went to a lighting system which increased illumination of the field by more than five times.

The most striking improvement took place in the summer of 1973. Spearheaded by a gift of \$200,000 from Elza E. Hopkins and Clarkins Stores, and a community wide fund-raising drive directed by the Touchdown Club that provided more than \$160,000, the University was able to install an all-weather artificial surface. Installation of AstroTurf got UA and area high school football teams "out of the mud."

That same year, the Cleveland Browns' played their 19th (and last) preseason football game at The Bowl. The New York Giants defeated the Browns, 21-10, in front of 30,751 spectators. The Cleveland franchise had a 14-5 mark at The Bowl and attracted more than one-half million fans.

In 1983, after 10 years, a new carpet was installed at a cost of more than \$500,000. The funds to pay for the repairs and installation came from a UA bond issue. In 1991, more than \$100,000 was contributed by the Coca Cola Bottling Company of Ohio, Summa Health Systems, National City Bank of Ohio and the Varsity "A" Association to purchase a new scoreboard.

Prior to the start of the '94 season, the University Board of Trustees authorized funds of about \$750,000 to fix the facility's drainage system and apply new artificial turf to the floor of the Zips' football home. The stadium also got a complete paint job and the seats were refurbished.

A new AstroPlay surface was installed prior to the 2003 season.

The final game in the Rubber Bowl was a classic. Akron and Buffalo, co-MAC East leaders at the time, battled to four overtimes before the Bulls pulled out a 43-30 victory before a national ESPN-TV television audience. Dennis Kennedy ran for 142 yards with three touchdowns and caught five passes for 121 yards, while Chris Jacquemain passed for 295 yards and two scores.

In the 324 University of Akron football games played in the Rubber Bowl, the Zips posted a 191-123-10 record.

## RUBBER BOWL TIMELINE

- **First UA Football Game:** Oct. 4, 1940 – Akron 0 Western Reserve 6; 17,472 spectators in attendance.
- **First UA Win in the Bowl:** Nov. 9, 1940 – UA defeated arch-rival Kent State, 23-7.
- **First Acme-Zip Game:** Sept. 25, 1954 – UA dropped the contest to Wittenberg, 12-7, before 21,269 fans—the most to ever attend a UA football game to date.
- **25th UA Win in the Bowl:** Oct. 10, 1957 – UA shutout Ohio Wesleyan, 20-0.
- **First Sellout Game:** Sept. 30, 1961 – A record-breaking mark of 35,061 saw UA shut out Denison, 28-0. Prior to the game, the Zip soccer team upset defending NCAA National Champion St. Louis, 3-2.
- **50th Win in the Bowl:** Sept. 17, 1966 – the Zip gridders defeated Northern Michigan, 18-10.
- **Kicking Field Goals Wins Game:** Oct. 22, 1966 – Junior offensive guard Dave Kosoy kicked three field goals and broke a 42-year old UA record in a, 9-6, win over Baldwin Wallace. His winning 37 yard kick came with only a minute left in the Homecoming contest.
- **Zips Leave Ohio Conference with Win:** Nov. 9, 1968 – Akron bid farewell to Ohio Conference opposition by disposing of its champion, Baldwin Wallace, 59-19. BW had a 7-0 record coming into the Rubber Bowl. The 59 points was a modern era record (since 1900) and helped propel UA to its first post-season bowl game – the Grantland Rice Bowl.
- **Big Win Propels UA To Great Season:** Sept. 20, 1969 – While on the way to matching UA's best record ever, a 9-1 mark, breaking 32 UA records and finishing with the football team's highest national ranking ever – third in the AP college division poll – the Zips upset favored Tampa, 40-0, before an Acme-Zip Game crowd of 42,869. Little All-American half-back Jack Beidleman scored four TDs to lead the UA attack.
- **1971 Team Produces Two Last-Minute Victories:** Sept. 25, 1971 – With 39 seconds remaining, Little All-American defensive halfback Mike Hatch was spectacular in returning a punt 74 yards before tossing an over-the-head lateral, while being tackled, to Pat Coughenour for the final yard of the winning TD over Western Illinois, 14-7. One week later (Oct. 2), with only 24 seconds remaining, quarterback Mic Hutton directed the Zips from their own 33 yard line to the Ball State 21, where kicking specialist, Tom Budziszewski, booted a 38-yard field goal as time expired for a 10-7 victory.
- **75th UA Win in the Bowl:** Oct. 17, 1972 – A shutout of Northern Michigan, 49-0.
- **UA's Winningest Coach Gets First Win/Bowl Gets Artificial Turf:** Sept. 15, 1973, head coach Jim Dennison, who would go on to compile an 80-62-2 record, directed UA to his first collegiate win, 51-19, over Butler before 37,384 fans. That crowd was also thrilled earlier as they watched aerialist Karl Wallenda cross a 600 foot wire, 75 feet above the new artificial turf, which included a head stand in the middle.
- **UA's Saddest Day:** Sept. 6, 1975 – In Akron's 75th season of football, 20-year old junior starting tight end Chris Angeloff, collapsed and died of a cardiac arrest during its 20-8 victory over Marshall. Angeloff's jersey number, 89, was retired, the first such tribute paid to a UA football player.
- **100th UA Win in the Bowl:** Nov. 18, 1978 – Akron, led by freshman tailback Terry Cameron, who ran for a record-breaking five TDs, defeated Northern Iowa, 39-28.
- **Another Nail Biter:** Oct. 18, 1975 – Jim Dennison said, "This had to be the greatest victory for any team that I've been associated with." With 1:28 left in this game with Temple, UA held a 17-16 lead and the Owls were facing a second-and-28-yard situation at their own eight yard line. However, two pass plays later – the last for a 56-yard TD – appeared to give Temple its win. Undaunted, the Zips started at their own 22 with 54 seconds remaining. Quarterback Tom Kot hit split end Glenn Evans with a 16-yard sideline

pass and then one for 38. Two incomplete passes later, Kot found Evans open over the middle and he broke one tackle on his way to the tying score with 18 seconds left. Jim Embick added the extra point for the 24-23 win.

- **Highest Point As A NCAA II Member:** On back-to-back weekends, UA captured its first NCAA playoff victory by downing UNLV, 27-6, on Nov. 27, 1976, and in the ABC nationally televised Knute Rockne Bowl, a very cold and windy Dec. 4, the Zips defeated the defending national champions, Northern Michigan, 29-26, in the first overtime game in NCAA playoff history. A Hollywood script writer couldn't have written it any better for, arguably, the most exciting game the Zips ever played in the Rubber Bowl. UA had to overcome four turnovers, staved defeat in the face and, with one second remaining, Jim Embick booted a 35-yard field goal to deadlock the contest, 23-all. In overtime, after a Wildcat field goal, quarterback Marty Bezbachenko sneaked one yard into the end zone on UA's fourth play for Akron's 10th win – the most ever in the school's football history. Jim Dennison, due to UA's accomplishments, became the only UA football coach to ever be voted Ohio Coach of the Year and National College Coach of the Year.
- **Rival Revival:** Sept. 6, 1979 – a blocked punt by defensive back Mark Padrutt that led to a 25-yard field goal by Andy Graham gave UA the margin it needed to defeat arch rival Kent State, 15-13, for the first time in 38 years.
- **OVC Highlight:** Nov. 5, 1983 – On the way to a second place finish in the Ohio Valley Conference and an excellent 8-4 season, UA rolled over long-time rival and a fellow OVC member Youngstown State, 49-21, behind the running of record-breaking senior tailback James Black. Black, who was later voted the OVC Offensive Player of the Year, broke a 17-year old rushing mark with 246 yards on 40 carries.
- **The Faust Era Begins:** Sept. 6, 1986 – Head Coach Gerry Faust, in his first game with UA, directed the Zips to a 35-0 victory over Salem. On Oct. 16, 1986, the Zips made their first appearance on ESPN, a 24-13 win over Murray State.
- **MAC Champion Defeated:** Sept. 19, 1987 – The Zip defense keyed the victory over eventual Mid-American Conference Champions and California Bowl victor, Eastern Michigan, 17-16. With 1:58 to play the UA defense stopped EMU's two-point conversion try and in the final play of the game, middle guard Pierce Joiner blocked a 52-yard field goal attempt.
- **The Most Points by Two Teams:** Nov. 24, 2001 – In the 2001 season finale, Akron and Eastern Michigan battled to a triple overtime thriller with the Zips claiming a 65-62 victory. The 127 points between the schools is the most scored by two teams in Rubber Bowl history and the most points scored in MAC history. Also, the 65 points set the new standard for most points in a game – a feat the Zips would tie on Sept. 20, 2003 in a 65-7 win over Howard.

- **The Marshall Win:** Nov. 2, 2002 – Known more for the visual of seeing Marshall's linemen carrying Byron Leftwich down the field, Akron was the team that came out the victor as Charlie Frye threw for one TD and ran for another as the Zips upset No. 25 Marshall, 34-20.
- **The Marshall Win II:** Nov. 5, 2004 – In J.D. Brookhart's first season, Jason Swiger hit a 34-yard field goal as time expired to give the Zips a 31-28 victory over the Thundering Herd. The Zips trailed 28-7 in the third quarter and scored 24 unanswered points, including a TD with 48 seconds left and getting the on-side kick to set up the win.
- **The Snow Bowl:** Nov. 24, 2005 – Played in blizzard conditions, Akron crushed arch-rival Kent State, 35-3, to win the MAC East Championship and eventually the program's first overall MAC title.
- **The Last Wagon Wheel Game in the Bowl:** Sept. 22, 2007 – Akron scored 17 fourth-quarter points to claim a 27-20 victory over Kent State in the last Wagon Wheel game played at the Rubber Bowl. Reggie Corner had a key interception to set up UA's go-ahead touchdown and Davanzo Tate intercepted a pass in the endzone as time expired to preserve the win.
- **The Last Game in the Rubber Bowl:** Nov. 13, 2008 – An ESPNU telecast allows the nation to see the final game and see co-MAC East leaders Akron and Buffalo battle for supremacy. The Bulls pulled out a 43-40 four-overtime win.

## OTHER MEMORIES

- **The NFL Visits:** Nov. 27, 1952 – A regular-season NFL game was played at the Rubber Bowl as legendary coach George Halas led his Chicago Bears in a game versus the Dallas Texans. The Texans upset the Bears, 27-23, in what was the only win in the franchise's history. The Cleveland Browns also played 19 preseason games at the Rubber Bowl, going 14-5 in the facility.
- **Red Saves UA Football:** 1953 – With the program floundering and near extinction, athletics director since 1948, Kenneth "Red" Cochrane took over the Zips' program in 1952. The following year, Akron won six games, its most since 1938.
- **Actual Firsts for Turf:** While Akron's first game on artificial turf was Sept. 15, 1973, there were two events prior. St. Vincent-St. Mary and Garfield High School played the first game on the new surface on Sept. 7. The following day, the Browns hosted the Giants in an exhibition game.
- **Other Events:** The Rubber Bowl has hosted car races and concerts, most notably the Rolling Stones and Jefferson Airplane. Also, the Rubber Bowl has been the home of numerous Akron high school games as part of the annual City Series.



# INFOCISION STADIUM-SUMMA FIELD

THIS IS AKRON FOOTBALL



## INFOCISION STADIUM - SUMMA FIELD TIMELINE

- **August 1, 2007:** The University of Akron's Board of Trustees approved the financing and construction plans for such a facility. Shortly after UA president Dr. Luis Proenza and other dignitaries held a press conference to celebrate the news.
- **January 25, 2008:** Construction officially began as old UA dorms were torn down, and city streets were allowed to be closed.
- **February 18, 2008:** After the demolition came the start of the excavation process.
- **April 4, 2008:** The mood on The University of Akron campus was festive at the ceremonial ground-breaking.
- **October 21, 2008:** One of the last formal ceremonies in the history of the facility as University officials celebrated the "Topping Off Ceremony" indicating the top-most beam was placed on the top of the press tower.
- **Sept. 12, 2009:** First game was a 41-0 Akron victory over Morgan State.

## INFOCISION STADIUM - SUMMA FIELD FACTS:

- Opened: September 12, 2009 - Akron 41, Morgan State 0
- Capacity of 30,000, official sellout is 27,881
- Club Seats: 522 (individual, partially-covered chairback seats).
- Loge Seats: 152 (open-air, but covered - 38 boxes, four seats per box).
- Suites: Total of 17 - 16 private suites with 16 seats per suite; one 52-seat "Presidential Suite" for the University.
- Three elevators with an additional service elevator.

- State-of-the-art video board with scoreboard and dynamic sound system. Also there are ribbon boards to compliment the main video board on the east side fascia.
- Number of Rest Rooms: 21 (heated, ADA compliant, baby-changing stations) - 11 on the west side and 10 on the east side.
- Number of Full-Service Concession Locations: 10 - 5 on each side with a food court area.

- Number of Merchandise Locations: 2 - Full Team Shop on the west side and one merchandise location on the east side.
- Number of Ticket/Will Call Locations: 3 - Full Ticket Office and auxiliary location on the west; 1 auxiliary location on the east.
- Cost of construction for football stadium complex and endzone facility was \$61.6 million.

## INFOCISION STADIUM-SUMMA FIELD

**Akron's Record:** 25-34  
**First Full Season:** 2009  
**Full Seasons:** 10  
**First Game:** Sept. 12, 2009  
**Akron 41, Morgan State 0**  
**First Night Game:** Nov. 13, 2009  
**Temple 56, Akron 17**  
**Longest Akron Win Streak:** Five games  
**Oct. 7, 2017 to Sept. 8, 2018**  
**Unbeaten Seasons:** -  
**Best Season:** 5-1 in 2017  
**Capacity:** 30,000  
**Largest Crowd:** 27,881  
**W, 41-0 vs. Morgan State**  
**Sept. 12, 2009**

### RECORDS & ATTENDANCE

Season	#	Record	Total	Avg.
2009	6	3-3	104,293	17,382
2010	6	1-5	61,108	10,185
2011	6	1-5	94,405	15,734
2012	6	1-5	55,652	9,275
2013	6	3-3	107,101	17,850
2014	6	4-2	55,019	9,170
2015	6	3-3	108,098	18,098
2016	6	2-4	62,021	10,336
2017	6	5-1	117,416	19,569
2018	5	2-3	92,575	18,515
<b>TOTALS (10 seasons)</b>				
	59	25-34	858,178	14,545

### Press Tower Levels:

- Level 1: Concourse (rest rooms, concessions, souvenirs, tickets) and House of LaRose Lobby (elevator entrance).
- Levels 2-4: up to 80,000 square feet of academic space to be used six days a week by the University and Athletics. Levels 3 and 4 have already been programmed for the Sport Science and Wellness Education Department, which began conducting classes in January 2010.
- Level 5: Huntington Club Level - Lobby/Hospitality Area for Loge Seats and Club Seats (also available to the general public for meetings, receptions, etc.).
- Level 6: Suites.
- Level 7: Press Level.

### NORTH ENDZONE FACILITY

- First Floor (Field Level): FOOTBALL GAME DAY FACILITIES - team meeting/locker room for both the Zips and high schools, coaches meeting/locker room, press room, and rest room/shower area. SPORTS MEDICINE OPERATIONS - treatment/taping area, rehabilitation area, hydrotherapy room, examination/X-ray room, two offices and storage.
- Second Floor: Locker rooms and team lounges for Akron's men's soccer, women's soccer, baseball, and softball teams. Also houses a full-service laundry facility for those programs.

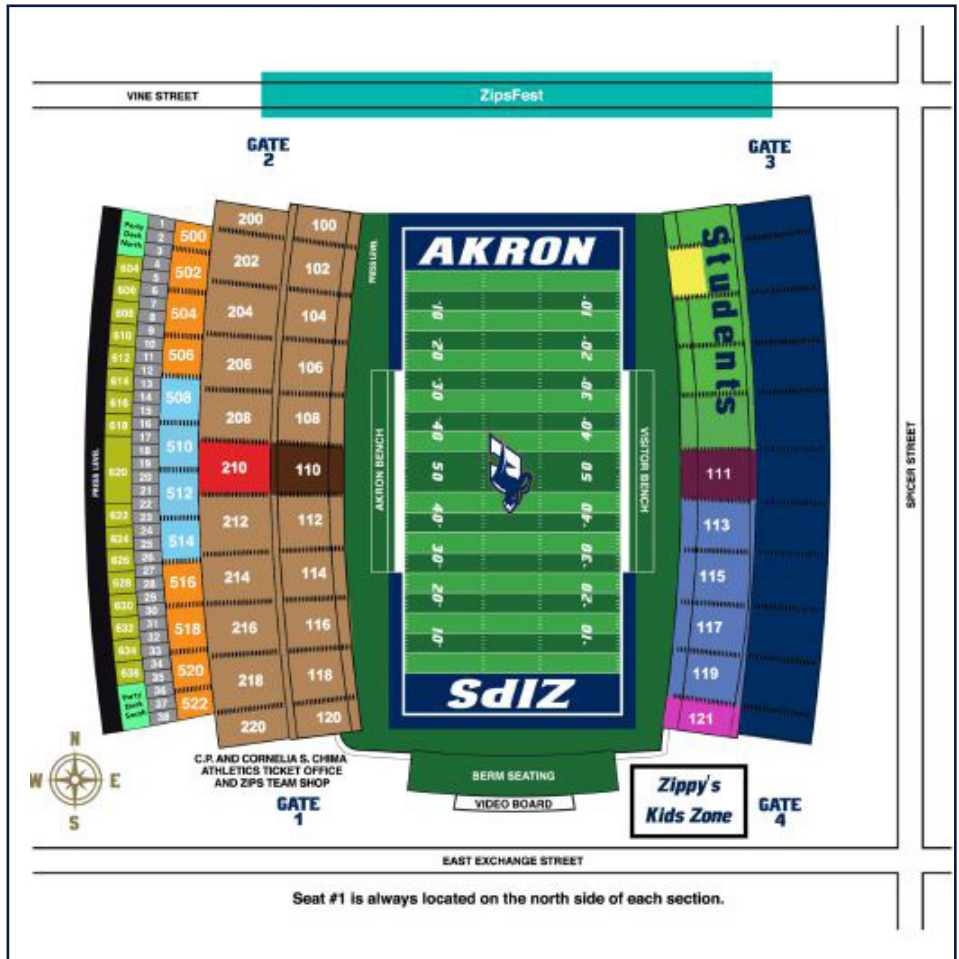
**TOP 15 HOME ATTENDANCE AT INFOCISION STADIUM-SUMMA FIELD**

- ..... [2009 - present]
1. 27,881 \* Morgan State  
W, 41-0 ..... Sept. 12, 2009
  2. 23,425 Pittsburgh  
L, 7-24 .....Sept. 12, 2015
  3. 22,811 Iowa State  
L, 14-41 .....Sept. 16, 2017
  4. 22,437 Miami  
L, 17-41 ..... Oct. 6, 2018
  5. 21,683 Kent State  
W, 24-14 ..... Nov. 21, 2017
  6. 20,802 Kent State  
W, 28-20 ..... Nov. 7, 2009
  7. 20,239 Kent State  
W, 16-7 ..... Nov. 2, 2013
  8. 20,199 Ball State  
W, 31-31 ..... Oct. 7, 2017
  9. 19,889 Kent State  
L, 3-35 ..... Nov. 12, 2011
  10. 19,775 Ohio  
L, 3-43 ..... Oct. 5, 2013
  11. 19,653 James Madison  
W, 35-33 .....Sept. 7, 2013
  12. 18,981 Central Michigan  
L, 6-14 ..... Oct. 31, 2015
  13. 18,413 Morgan State  
W, 41-7 .....Sept. 8, 2018
  14. 18,340 Indiana  
L, 21-38 ..... Sept. 19, 2009
  15. 18,809 Louisiana  
L, 30-35 .....Sept. 21, 2013

\*sellout

**LARGEST ROAD CROWDS**

- ..... [2009 - present]
1. 107,120 at Michigan  
L, 24-28 ..... Sept. 14, 2013
  2. 105,001 at Ohio State  
L, 0-42 .....Sept. 3, 2011
  3. 104,968 at Penn State  
L, 7-31 .....Sept. 5, 2009
  4. 101,684 at #6 Penn State  
L, 0-52 .....Sept. 2, 2017
  5. 97,354 at Penn State  
L, 3-21 .....Sept. 6, 2014
  6. 85,370 at Oklahoma  
L, 3-41 .....Sept. 5, 2015
  7. 81,719 at Tennessee  
L, 26-47 .....Sept. 22, 2012
  8. 77,331 at #10 Wisconsin  
L, 10-54 .....Sept. 10, 2016
  9. 64,014 at Kentucky  
L, 10-47 .....Sept. 18, 2010
  10. 54,028 at Iowa State  
L, 13-26 .....Sept. 22, 2018



**VARSITY "A" HALL OF FAME**

Formed in 1975, The University of Akron's Sports Hall of Fame recognizes student-athletes, coaches, and administrators who have distinguished themselves either by virtue of their outstanding performance on or with a University intercollegiate athletic team.

Additionally honored are individuals who have given meritorious service on behalf of University intercollegiate athletics and varsity letterwinners who have had exceptional achievement in their occupational field. There have been 105 former football players inducted into the hall of fame. In 2016, the 1976 Football team was named the Team of Distinction.

The Hall of Fame induction ceremony is now a part of Homecoming festivities.

Football inductees are listed below. For the complete list for every sport, visit GoZips.com.



*The 2018 HOF CLASS: Front row (L TO R)- Krystin Wilson Ross (soccer), Natalie Sako Switalski (track & field), Greta Johnson (Krino Achievement Award). Back row- Caleb Porter (soccer), Bill Williamson (golf), Kurt Davidson (baseball), Jabari Arthur (football), and Sinisa Ubiparipovic (soccer).*

THIS IS AKRON FOOTBALL



THE 2016 TEAM OF DISTINCTION - THE 1976 FOOTBALL TEAM

# VARSITY "A" HALL OF FAME INDUCTEES



## Team of Distinction

1976 Football, 2016

Dave G. Adolph, 1980  
Isavelt Amison, 1981  
Michael Andy, 2012  
David G. Arango, 1995  
Jabari Arthur, 2018  
Floyd P. Azar, 1977  
Art Bailey, 1978  
Robert Bauer, 1988  
Jack E. Beidleman, Jr., 1980  
Bruce W. "Scotty" Bierce, 1975  
James R. Black, 1992  
Earl O. Boedicker, 1984  
Thomas G. Boggs, 1983  
Jim Braccio, 1990  
Dennis Brumfield, 1992  
Tony Butowicz, 1978  
Richard J. Case, 1991  
Michael K. Clark, 1996  
Charles H. Cobb, 1994  
Kenneth "Red" Cochrane, 1975  
Steve Cockerham, 1987  
Charles J. Costigan, 1993  
Park "Tumble" Crisp, 1976  
Carl V. Daum, 1977  
Ken Delaney, 1989  
Tom DeMarco, 1990  
George E. Deo, 1984

Zac Derr, 2011  
Robert M. Dombroski, 2006  
Ollie Dreisbach, 1979  
Glenn Evans, 1986  
Mike Fernella, 1978  
Frank Fisher, 1978  
Ignatius Florin, 1984  
Ben Flossie, 1979  
Charlie Frye, 2014  
Harold E. Frye, 1977  
Andy Graham, 1993  
Wayne Grant, 1997  
Ray Greene, 1985  
Bill Hadden, 2016  
Art Haley, 1979  
Mike M. Hatch, 1982  
Robert E. Hatherill, 2001  
Dennis A. Heckman, 1994  
Earl Hensal, 1976  
Al Hodakievic, 1990  
Dave Holian, 1984  
Rick Holman, 2013  
Russell Holmes, 1996 #  
Lee R. Jackson, 1975  
Hayes Jenkins, 1976  
Verlin Jenkins, 1976  
Lillbern "Nubs" Johnson, 1982  
Christopher J. Kelley, 1999  
Clarence Kelly, 2007  
Alan A. Kerkian, 1995  
Russ Klaus, 2012

Edwin L. Kregenow, 1977  
Mike Krino, 1976  
John A. Lahoski, 1975  
Jeff Lake, 2013  
Frank Lomax, 1987  
Edward E. Lopeman, 1994  
Robert Lyons, 2005  
Andrew W. Maluke, 1975  
Joe Mazzaferro, 1976  
Dick Miller, 2002  
Tony Pallija, 1985  
Clarence A. Palmer, 1980  
Joseph Papp, 1988  
Charles Parnell, 1988  
Ron Pasquale, 2017  
Bradley J. Reese, 1992  
Gerald M. Reeves, 1977  
Frank W. Rockwell, 1982  
Virgil Rogers, 1989  
Marion Rossi, 1986  
Billy Rudison, 2011  
Dan Ruff, 1980  
C. Willard Russell, 1994  
Mario Russo, 1976  
Eric E. Schoch, 1991  
Donald E. Schutz, 1993  
Roderick Scott, 2007  
Gene Scruggs, 1979  
Darrington Seals, 1989  
James S. Semester, 1998  
Wilson Sparkhawk, 1985

Carl Spessard, 1984  
Bill Sturgeon, 1979  
Clarence M. Swigart, 1983  
Jason Taylor, 2007  
Ed Toth, 1981  
John Travis, 2004  
Carl Tsaloff, 1978  
Ronald A. Ulrich, 1996  
Mark Van Horn, 1988  
John Verdon, 2004  
Frank "Whitey" Wahl, 1976  
Ralph "Fats" Waldsmith, 1978  
Frank "Doc" Wargo, 1978  
Paul Winters, 1989  
Frank C. Witwer, 1991  
Frank A. Zazula, 1975  
Joseph M. Zemla, 1977  
Guy "Red" Zimmerman, 1976  
Don Zwisler, 1981


*#-Inducted for football and basketball*

*Year listed after each name indicates induction class*


**THE EVOLUTION OF ZIPPY**

The evolution of Zippy, The University's mascot, began more than 60 years ago when the student council, under president Dave Frye and committee for a mascot chairman Bob Savoy (an All-American diver for UA), decided the University needed a mascot.

"Zippy" the kangaroo was officially declared UA's mascot on May 1, 1953.



The selection of the kangaroo for a mascot brought forth the wrath of The Buchtelite and the Akron Beacon Journal as the name was chosen without the benefit of a campus-wide vote. There was support for the new mascot with defenders saying, "the kangaroo is fast, agile and powerful with undying determination - all the necessary qualities of an athlete."



**WHERE DOES "ZIPS" COME FROM?**

One of the unique nicknames in all of intercollegiate athletics belongs to the University of Akron. Originally Zippers, athletics director Kenneth "Red" Cochrane officially shortened the nickname to the Zips in 1950. Twenty-five years earlier a campus-wide contest had been conducted to choose a nickname for the University's athletics teams.

Suggestions submitted by students, faculty and alumni included Golden Blue Devils, Tip Toppers, Rubbernecks, Hillbillies, Kangaroos and Cheveliers. After a three-way vote - one by the student body, one by the University lettermen and one by the local sports writers and faculty representatives - the winner was decided on January 15, 1926.

The winner, freshman Margaret Hamlin, suggested "Zippers" the name of a very popular rubber overshoe (over 500,000 sold the first year) invented by Akron's B.F. Goodrich Company. She received a prize of \$10 for the winning suggestion, which was inspired by the \$6 pair of rubber shoes, the "Zipper Boot." Permission to use the name was granted by the Goodrich Company.

Goodrich introduced its rubber galoshes in 1923 and it made a lasting impression on the world. The footwear featured an ingenious invention, a slide fastener with interlocking metal teeth. With a quick pull of a tab, the overshoes opened wide or sealed shut.

The product's original suggested name was the "Mystik Boot," but the name just did not work for Goodrich President Bertram G. Work.

"What we need is an action word," he told a group of sales representatives. "Something that will dramatize the way the thing zips."

From that he said, "Why not call it the Zipper?"

It is difficult to imagine there was dissent back then seeing as how Zippy is one of, if not the, most beloved symbols of the University. In fact, during an 11 week long national contest, Zippy defeated all challengers. Zippy, after a first-round bye in the playoffs, cruised to victories over Syracuse's Otto in the semifinals and Minnesota's Goldy Golpher in the final to become the 2007 Capital One Mascot of the Year.



Dick Hansford, UA student council advisor, liked the kangaroo - one of the finalist names when Akron chose "Zippers" as its nickname. He recalled the suggestion was also inspired by a popular comic strip at the time named "Kicky, the fighting kangaroo."

No one recalls who made the arrangements for the first costume, but a paper-mache head was produced along with a brown furry uniform that zipped up the back. Pete Demming debuted that first mascot uniform in 1954, at the inaugural Acme-Zip Game - not as "Zippy" but as "Mr. Zip."

The first known printed reference to the mascot as "Zippy" was a 1965 Zips football press brochure. The Buchtelite's first use of the name "Zippy" came Sept. 24, 1965, in an identification of a photo of the cheerleaders listing "Mascot - 'Zippy' - Charles Huettner."

**Alma Mater**

Close beside Cuyahoga's waters,  
Stream of amber hue.  
O'er old Buchtel, Summit's glory,  
Wave the gold and blue.

Hail, we Akron! Sound her praises,  
Speed them on the gale;  
Ever stand our Alma Mater,  
Akron, Hail, All Hail!



**MEET THE ZIPS**



#27

**BUBBA  
ARSLANIAN**

LB | R-So. | 5-9 | 205

Aurora, Ohio | Aurora HS

**As a Redshirt Freshman (2018):** Recipient of the Harry "Doc" Smith Award ... played in all 12 games with one start at Mike linebacker ... one of five redshirt freshmen to play in every game ... had 13 tackles on the season, including 10 solo stops and 2.0 TFL ... had three solo tackles at Buffalo ... had two solo stops and TFL for a loss of three yards against Miami ... lettered ... named Most Improved in the weight room following spring drills.

**As a Freshman (2017):** Redshirted.

**High School:** Played linebacker and fullback for coach Bob Mihalik at Aurora HS ... first-team All-USA Ohio Team honoree ... first-team All-Ohio ... named Cleveland.com's 2016 Defensive Player of the Year and Defensive All-Star ... helped the Greenmen to a 10-2 record and regional semifinal appearance ... as a senior, had 137 tackles, 14 TFL, three fumble recoveries, two interceptions, a forced fumble, and a defensive touchdown ... named a TWC SportsChannel Game Breaker in 2016 ... also played baseball and wrestled ... played catcher ... Honorable Mention All-Ohio pick in baseball ... two-time All-Ohio honoree in wrestling ... placed third at the 2016 OHSAA state wrestling final.

**Personal:** Born July 23, 1998 ... fullname is Alan M. Arslanian, Jr. ... nickname is Bubba ... parents are Alan Arslanian, Sr., and Christine Arslanian ... has an older sister Samantha ... business administration major.

**ARSLANIAN'S CAREER STATS**

DEF	G-GS	UA	A	Total	TFL	Sacks	INT	PBU	FF	FR	Blkd
2018	12-1	10	3	13	2.0-5	0-0	0	0	0	0	0



#65

**KYLE  
BAUMAN**

LS | R-Fr. | 5-11 | 245

North Royalton, Ohio  
| North Royalton HS

**As a Freshman (2018):** Redshirted.

**High School:** Three-year letterwinner for coach Nick Civilli at North Royalton HS ... saw action at left guard, center, defensive tackle, and long snapper ... 2017 second-team All-Suburban League honoree ... team went 6-4 his senior season ... three-time recipient of the Bear Award for a 3.5+ GPA during the season ... also played rugby.

**Personal:** Born June 12, 2000 ... parents are Cindy Burke and Mike Bauman ... the oldest of five ... has three brothers- Kevin, Owen, and Nolan- and sister Ali ... want to pursue a career as a firefighter ... fire protection technology major.



#66

**RYAN  
BECKMAN**

OL | Fr. | 6-3 | 282

Avon Lake, Ohio  
| Avon Lake HS

**High School:** Three-year letterwinner for coach Matt Kostelnik at Avon Lake HS ... All-State selection ... two-time All-Southwestern Conference, two-time All-County and All-District pick ... 2018 Conference Lineman of the Year ... started 32 games ... team went 10-2 his senior season ... selected for the North-South All-Star Game.

**Personal:** Born May 12, 2001 ... son of Ted and Leanne Beckman ... has two sisters- Maddie and Libby ... father played football at Fairmont State ... business major.



#68

**ERIC BENTLEY**

OL | R-Fr. | 6-2 | 285

Akron, Ohio  
| St. Vincent-St. Mary HS

**As a Freshman (2018):** Redshirted ... enrolled at Akron in January 2018.

**High School:** 2016 Associated Press Northeast Ohio Inland District Honorable Mention honoree ... played defensive end for coach Marcus Wattley at St. Vincent-St. Mary HS ... helped the Irish to a 7-5 record en route to the OHSAA Division III playoffs ... as a senior, had 73 tackles, including 35 solo stops, 14 TFL, four sacks, four forced fumbles, a fumble recovery, and 10 hurries ... participated in the 2016 FBC Thanks4giving All-Star game ... 2015 Associated Press All-Ohio special mention pick as a junior ... also played lacrosse as a senior.

**Personal:** Born September 25, 1999 ... parents are Gartrell and Catherine Bentley ... has an older brother Demetrius ... Demetrius played linebacker at Southern University ... applied science and technology major with a minor in communication in consumer marketing.



PLAYER BIOS

**BISCHOF'S CAREER STATS**

DEF	G-GS	UA	A	Total	TFL	Sacks	INT	PBU	FF	FR	Blkd
2018	12-0	4	5	9	0.5-1	0.0-0	0	0	0	0	0



#22

**BRANDON BISCHOF**


LB | So. | 6-1 | 215

Akron, Ohio  
| St. Vincent-St. Mary HS

**As a Freshman (2018):** Played in all 12 games ... one of only two true freshmen to play every game ... also saw action on the kickoff, kickoff return, and punt return units ... finished the season with nine tackle, including a TFL ... in his collegiate debut, had two tackles in the win over Morgan State ... made a solo stop against Miami ... assisted on tackles in the win over Central Michigan and against Northern Illinois ... had four tackles at Eastern Michigan ... lettered ... enrolled at Akron in January 2018.

**High School:** Played linebacker for three seasons for coach Marcus Wattley at St. Vincent-St. Mary HS ... also played baseball.

**Personal:** Born November 22, 1998 ... parents are Todd and Annette Bischof ... has three brothers- Tyler, Nathan, and Garrett ... Tyler played defensive back at Walsh University, while Nathan played for the Zips (2014-18) ... exercise science major.



#23

**GAVIN BLUNT**

WR | R-Fr. | 6-2 | 195

Aurora, Ohio | Aurora HS

**As a Freshman (2018):** Redshirted.

**High School:** Played wide receiver, linebacker, punter, and kick returner for coach Bob Mihalik at Aurora HS ... earned five varsity letters in two sports ... as a junior, helped Aurora win the Suburban League American Conference title with a perfect 6-0 record ... as a junior, had 11 touchdowns ... team's top receiver with 40 receptions for 632 yards and eight touchdowns ... also averaged 37 yards per punt ... had 65 tackles, seven sacks, a forced fumble, and four fumble recoveries ... also played basketball.

**Personal:** Born October 8, 1999 ... parents are Erin Blunt and Donny Blunt ... has a brother Parker and a sister Riley ... former Aurora HS teammate is current Zip Bubba Arslanian ... business administration major.



#12

**DeANDRE BRIMAGE**

DL | Jr. | 6-0 | 275

Akron, Ohio | East HS

**As a Sophomore (2018):** Saw action in six games ... finished with five tackles ... made a solo stop against Miami ... assisted on a tackle at Buffalo ... had two tackles against Northern Illinois ... made a solo stop at South Carolina ... lettered.

**As a Freshman (2017):** Played in four games ... one of only seven true freshmen to see game action ... assisted on a tackle in the win over Arkansas Pine Bluff ... lettered.

**High School:** 2016 Associated Press first-team Inland District selection ... 2016 Akron Beacon Journal All-Star Team selection ... played defensive end for coach and Zips' alum Marques Hayes at Akron East HS ... second-team Associated Press All-Ohio selection ... team went 8-4 his senior season en route to the OHSAA playoffs ... Dragons were a perfect 6-0 in the City series ... as a senior, had 51 tackles, nine sacks, 21 TFL, and two forced fumbles ... returned a fumble for a touchdown ... participated in the 2016 FBC Thanks-4giving All-Star game ... as a junior, had 63 tackles, nine sacks, 13 TFL, and three forced fumbles ... also played basketball and participated in shot put.

**Personal:** Born July 12, 1998 ... mother is Latia Lee ... has a younger brother Daishawn ... applied science and technology major.

**BRIMAGE'S CAREER STATS**

DEF	G-GS	UA	A	Total	TFL	Sacks	INT	PBU	FF	FR	Blkd
2017	4-0	0	1	1	0.0-0	0.0-0	0	0	0	0	0
2018	6-0	3	2	5	0.0-0	1.0-0	0	0	0	0	0
TOTAL	10-0	3	3	6	0.0-0	1.0-0	0	0	0	0	0



#59

**TREVOR BROWN**

OL | Sr. | 6-5 | 300

Clinton, Md. | Wise HS  
| Jireh Prep

2019 preseason fourth-team All-MAC by Phil Steele.

**As a Junior (2018):** Recipient of the Harry "Doc" Smith Award ... started all 12 games at left tackle ... one of nine Zips to start every game ... in the stunning win at Northwestern, the O-line protected QB Kato Nelson perfectly, giving up no sacks ... lettered.

**As a Sophomore (2017):** Recipient of the Harry "Doc" Smith Award ... started all 14 games at left tackle ... one of only eight Zips to start every game ... in the win over Ohio, helped the Zips to 443 yards of total offense and four passing touchdowns while securing Akron's top spot in the MAC East ... the offensive line provided perfect protection in the win over Arkansas Pine Bluff, helping UA to 267 rushing yards and five touchdowns ... lettered ... named the team's Most Improved Player and Most Improved in the Weight Room following spring drills.

**As a Freshman (2016):** Played in five games with one start ... made first collegiate start at right tackle against Bowling Green ... recipient of the Harry "Doc" Smith Award for offense ... enrolled at Akron in January 2016 ... lettered.

**Postgraduate:** Played offensive line and defensive line in 2015 for coach Ryan Williams at Jireh Prep in Charlotte, N.C. ... had 24 tackles and five sacks.

**High School:** Played defensive line and tight end for coach Dalawn Parish at Dr. Henry A. Wise HS ... 4A Conference Honorable Mention pick ... invited to play in the Big 33 All-Star Game ... also played basketball ... basketball team won the 2014 Maryland state championship.

**Personal:** Born March 27, 1997 ... parents are Janet and Bernard Brown ... organizational supervision major.





#51

**TIGER  
BURKES**

LB | Fr. | 6-2 | 212

Bethel Park, Pa. | Bethel Park HS

**Personal:** Nickname is Dusty ... born June 10, 1998 ... parents are Christine and Mark Burkhart ... has an older brother Trevor and a younger sister Cayla ... financial management major.

**BURKHART'S CAREER STATS**

RECEIVING	G-GS	Rec	Yds	TD	Lg	Rec/G	Avg/C	Avg/G
2017	12-0	1	25	0	25	0.1	25.0	2.1
2018	6-0	1	4	0	4	0.2	4.0	0.7
TOTAL	18-0	2	29	0	25	0.2	14.5	1.4



#14

**DUSTIN  
BURKHART**

WR | Jr. | 6-0 | 182

Akron, Ohio | Coventry HS



#29

**MICHAH  
BURTON**

RB | Fr. | 5-9 | 180

Columbus, Ohio  
| New Albany HS

**High School:** Three-year letterwinner at running back and defensive back for coaches Pat Samanich and Bubba Kidwell at New Albany HS ... finished prep career with 488 rushing attempts for 2,837 yards and 33 touchdowns ... also had 273 receiving yards and three touchdowns ... 2018 first-team All-Conference, first-team All-District, and second-team All-State honoree ... Conference Offensive Player of the Year ... Academic All-State selection ... rushed 198 times for 1370 yards and 15 touchdowns ... also had 11 receptions for 1-5 yards and two touchdowns ... 2017 first-team All-Conference, first-team All-District, and Honorable Mention All-State ... as a sophomore in 2016, Honorable Mention All-Conference pick ... also a two-year letterwinner in track ... placed fifth in the 4x100 meter relay at the 2018 Division I state meet ... Honor Roll student.

**Personal:** Born December 4, 2000 ... parents are Michael and Micah Burton ... has two older sisters—Michaun and Michelle—and an older brother Michael ... volunteers with New Albany Special Olympics ... marketing management major.

**As a Sophomore (2018):** Academic All-MAC ... played in six games ... also saw action on the punt and kickoff return units ... had a four-yard reception at Buffalo, his only catch on the year ... made a solo tackle in the stunning win at Northwestern ... had two solo stops against Miami ... lettered.

**As a Freshman (2017):** Played in 12 games ... one of only seven true freshmen to see game action ... also saw action on the punt and kickoff return units ... had one reception for 25 yards in the win over Arkansas Pine Bluff ... lettered.

**High School:** Saw action at wide receiver and running back for coach Ed Egan at Coventry HS ... also played cornerback ... as a senior, had 41 receptions for 762 yards and eight touchdowns ... also rushed 16 times for 96 yards and three touchdowns ... returned kicks and punts ... defensively, had 38 tackles and two interceptions ... named to the Ohio high school stats stars during week 10 ... made an 83-yard touchdown catch against Norton ... named the MaxPreps Player of the Game five times as a senior ... had six receptions for 98 yards and a touchdown in the air and eight carries for 32 yards and a touchdown on the ground in the win over Crestwood ... added five catches for 131 yards and two touchdowns in the win over Cloverleaf ... had six receptions for 98 yards and two touchdowns against Crestwood ... had eight catches for 104 yards and two touchdowns against Canton South ... participated in the 2016 FBC Thanks4giving All-Star game ... as a junior, had 44 receptions for 881 yards and 10 touchdowns ... returned kicks and punts ... defensively, had 28 tackles with two interceptions and a touchdown ... named the MaxPreps Player of the Game six times as a junior ... also played basketball and participated in track ... competed in the 100 and 200 meters, long jump, and 400 relay.

PLAYER BIOS



#23


**RANDY  
COCHRAN, Jr.**

CB | Fr. | 6-0 | 175

Doraville, Ga. | Norcross HS

**High School:** Two-star recruit by 247Sports.com ... played cornerback for coach Keith Maloof at Norcross HS ... All-Region and All-County selection ... also returned kicks and punts ... the Blue Devils went 7-5 overall and 5-1 in the region in 2018 ... as a senior, had 50 tackles, including 35 solo stops, 15 break-ups, seven interceptions, and a forced fumble ... one of 11 football signees from Norcross HS ... also ran track.

**Personal:** Born April 18, 2001 ... parents are Lareena McClain and Randy Cochran, Sr. ... has an older sister Shylin and an older brother Malik.



#31


**J.J.  
COLEMAN**

WR | Fr. | 5-11 | 172

Westlake, Ohio | Westlake HS

**High School:** Two-year letterwinner for coach Jason Hall at Westlake HS ... played running back and cornerback ... two-time All-Southwest Conference and two-time All-District selection ... rushed for more than 1,500 yards as a senior and more than 3,000 yards in two-year prep career ... also ran track ... member of SADD Club.

**Personal:** Born November 17, 2000 ... full name is James Phillip Coleman, Jr. ... son of Nanci and James Coleman ... father played soccer at Kent State ... maternal grandfather played at John Carroll ... paternal grandfather was a four-sport athlete in high school and received offers to play professional baseball ... business sales major.



#61

**PEYTON  
COFFMAN**

LS | Sr. | 5-11 | 209

Grand Blanc, Mich.  
| Fenton HS

**As a Junior (2018):** Earned team's Academic Award ... played in two games ... made collegiate debut against Central Michigan ... also played against Bowling Green.

**As a Sophomore (2017):** Did not see game action.

**As a Freshman (2016):** Redshirted.

**High School:** Team captain ... two-time first-team All-Flint Metro League selection ... first-team All-State honoree as a senior ... two-year letterwinner for coach Jeff Setzke at Fenton HS ... saw action at linebacker, tight end, and long snapper ... team won back-to-back Metro League championships (2014-15) ... in his prep career, recorded 235 tackles, including 100 solo stops, 30 TFL, seven forced fumbles, four fumble recoveries, and three interceptions ... as a senior had 121 tackles, 15 TFL, four forced fumbles, two recoveries, an interception, and five break-ups ... named team's Defensive MVP ... also played basketball for two seasons ... basketball team captain ... graduated cum laude.

**Personal:** Born November 4, 1998 ... parents are Ryan and Amanda Coffman ... father played football at Olivet College ... wants to become a physical therapist ... exercise science/pre-physical therapy major.



#37

**JEROME  
COOPER**

LB | R-So. | 5-11 | 210

Detroit, Mich. | Stevenson HS

**As a Redshirt Sophomore (2019):** Moved to linebacker during spring drills.

**As a Redshirt Freshman (2018):** Played in 10 games ... also saw action on the punt and kickoff return units ... had one carry for 10 yards in the win over Morgan State ... lettered.

**As a Freshman (2017):** Redshirted.

**High School:** Played linebacker, safety, and running back for coach Kevin Frederick at Stevenson HS ... two-time All-MAC Red Conference and two-time All-Region selection ... as a senior, had 121 tackles, three forced fumbles, and an interception return for a touchdown ... as a junior, had 92 tackles, four sacks, three forced fumbles, and an interception ... as a sophomore, had 78 tackles, two sacks, two forced fumbles, and an interception ... also a two-year letterwinner in basketball and track.

**Personal:** Born February 1, 1999 ... parents are Jerome and Lakata Cooper ... has an older sister Tamika ... business major.



#72

## HUNTER CORNE

OL | R-So. | 6-4 | 300

Dunnellon, Fla. | Dunnellon HS

**As a Redshirt Freshman (2018):** Started all 12 games at left guard ... one of nine Zips to start every game and one of five redshirt freshmen to play in every game ... just one of nine true freshmen nationally to start every game on the offensive line ... in the stunning win at Northwestern, the O-line protected QB Kato Nelson perfectly, giving up no sacks ... lettered.

**As a Freshman (2017):** Redshirted.

**High School:** Played all three positions on the line for coach Price Harris at Dunnellon HS ... three-year starter ... 2016 Associated Press second-team All-State honoree ... helped the Tigers to a 9-2 record as a senior en route to a Florida state playoff appearance ... participated in the North-South All-Star FACA Football Classic ... as a junior, earned Honorable Mention All-State honors after helping the team to its first unbeaten regular season since 2002 ... All-Region and first-team All-County selection ... also played basketball ... graduated with high honors.

**Personal:** Born January 26, 1999 ... parents are James Corne and Kelista Corne ... has an older sister Ashlyn and a younger brother Trace ... criminal justice major.



#21

## REGGIE CORNER, Jr.

LB | R-Fr. | 5-9 | 200

Canton, Ohio | McKinley HS

**As a Freshman (2018):** Redshirted.

**High School:** First-team All-USA Ohio Team honoree ... 2016 Associated Press All-Northeast Inland Defensive Player of the Year and first-team Inland District selection ... 2016 Akron Beacon Journal All-Star Team selection ... team captain ... three-year starter for coach Dan Reardon at Canton's McKinley HS ... played linebacker and strong safety ... father was position coach ... as a senior, first-team All-Ohio, first-team All-Stark County, first-team all-Northeast Ohio ... Stark County Defensive Player of the Year ... had 188

tackles, including 62 solo stops, five TFL, two forced fumbles, and two interceptions ... returned both interceptions for touchdowns ... helped team to the OHSAA Division I playoffs ... as a junior, first-team All-Ohio, Stark County Defensive Player of the Year, and first-team All-Stark County honoree.

**Personal:** Born December 22, 1998 ... son of former Zip (2004-07) and NFL star Reggie Corner, Sr., and Yvonne Smalls ... siblings are Justen, Jaila, Nas, Mir, Rylee, Niah, and Izaiah ... father played cornerback for the Zips that won the 2005 MAC Championship and played in the Motor City Bowl ... selected by the Buffalo Bills in the fourth round of the 2008 NFL Draft ... played in the NFL for five seasons ... applied science and technology major.



#56

## BRANDON COUNCIL

OL | R-Jr. | 6-4 | 325

Tar Heel, N.C. | West Bladen HS  
| Jireh Prep

2019 preseason fourth-team All-MAC by *Athlon Sports*.

**As a Redshirt Sophomore (2018):** Started the first three games at right tackle before suffering a season-ending injury ... in the stunning win at Northwestern, the O-line protected QB Kato Nelson perfectly, giving up no sacks ... named Most Improved on offense following spring drills.

**As a Redshirt Freshman (2017):** Played in 10 games with nine starts at left guard ... also saw action with the kicking unit ... in the win over Ohio, helped the Zips to 443 yards of total offense and four passing touchdowns while securing Akron's top spot in the MAC East ... the offensive line provided perfect protection in the win over Arkansas Pine Bluff, helping UA to 267 rushing yards and five touchdowns ... lettered.

**As a Freshman (2016):** Redshirted ... enrolled at Akron in January 2016.

**Postgraduate:** Played offensive line in 2015 for coach Ryan Williams at Jireh Prep in Charlotte, N.C.

**High School:** Played offensive line for coach Russell Dove at West Bladen HS ... All-Conference honoree as a senior ... team MVP ... also participated in basketball and track & field ... Coaches' Award recipient in basketball ... track MVP.

**Personal:** Born May 30, 1997 ... parents are Angel Jones and Robert Council ... has three older brothers—Robert, Jr., Ryan, and Corban—and a younger sister Kiyra ... sport management major.



#75

**JORDAN DANIELS**

OL | Fr. | 6-5 | 300

Huntersville, N.C.  
| North Mecklenburg HS

**High School:** Three-star recruit by 247Sports.com ... All-I-MECK 4AA Conference selection at left tackle for coach Eric Morman at North Mecklenburg HS ... Honor Roll student.

**Personal:** Born February 10, 2001 ... parents are Erskine and Hope Daniels ... father played baseball at USC Salkehatchie ... mother played at basketball at North Greenville University ... plays the drums ... sport management major.



#24

**ADETUTU DARANIJO**

DB | Fr. | 5-10 | 190

Fort Lauderdale, Fla.  
| St. Thomas Aquinas HS

Enrolled at Akron in January 2019.

**High School:** Three-star recruit by 247Sports.com ... first-team All-Broward 8A-6A County ... played three seasons at St. Thomas Aquinas under head coach Roger Harriott ... helped the Raiders to their third state championships in Class 7A as a junior in 2016 ... also competed with the track team, running in the 100 meters and 4x100 relay ... All-Academic selection.

**Personal:** Born September 18, 1999 ... son of Josephine and Olalekan Daranijo ... has an older sister Cynthia and a younger brother Tola ... parents came to the U.S. from Nigeria ... joins St. Thomas Aquinas teammates Alvin Davis, Zaire Jacobs, and Deltron Sands as Akron Zips ... business economics major.



#1

**ALVIN DAVIS, Jr.**


DB | Fr. | 5-9 | 190

Fort Lauderdale, Fla.  
| St. Thomas Aquinas HS

2019 preseason first-team All-MAC by *Athlon Sports* and Phil Steele ... named to the Paycom Jim Thorpe Award Preseason Watch List.

**As a Junior (2018):** First-team All-MAC ... team's Defensive MVP ... started 11 games at safety ... top defensive back (and fourth overall) with 77 tackles, a national-best/team-best four interceptions for 149 yards and two touchdowns, three break-ups, two forced fumbles, and two fumble recoveries ... in the win over Morgan State, had three tackles, a forced fumble, an interception, and a break-up ... in the stunning win at Northwestern, returned two interceptions for touchdowns (97 yards and 50 yards) in the second half, propelling UA to the come-from-behind road victory ... his 97-yard interception tied for second-best in program history ... it was the first multi-interception and multi-touchdown game of his collegiate career ... finished the game with 10 tackles, two interceptions for 147 return yards, and two touchdowns en route to Bronko Nagurski National Defensive Player of the Week, Chuck Bednarik National Defensive Player of the Week, MAC Defensive Player of the Week, and Summa Health Student-Athlete of the Week honors ... at Iowa State, had four tackles and a fumble recovery ... the turnover set up Akron's first touchdown three plays later ... against Miami, had two solo tackles and an interception ... did not play at Buffalo ... in the win at Kent State, had six solo tackles ... in the win over Central Michigan, had 11 tackles ... against Northern Illinois, led the defense with career-high 15 tackles ... at Eastern Michigan, had nine tackles and a forced fumble ... against Bowling Green, had seven tackles, a fumble recovery, and a break-up ... had four tackle at Ohio ... had four tackles and a break-up at South Carolina ... lettered ... preseason second-team All-MAC selection by Athlon Sports.

**As a Sophomore (2017):** Second-team All-MAC ... second-team All-MAC by Phil Steele ... recipient of the Harry "Doc" Smith Award ... played in all 14 games with 12 starts at safety ... also saw action with the kickoff and punt return units ... finished second on defense (top defensive back) with 83 tackles, two break-ups, a TFL, an interception, a forced fumble, and a fumble recovery ... in the Boca Raton Bowl, had 11 tackles, including six solo stops ... in the MAC Championship game against Toledo, had eight tackles ... in the win over Kent State, had an interception in the second quarter, the first of his career ... returned it two yards ... it set up RB Manny Morgan's one-yard touchdown run six plays later ... finished the game with four tackles and an interception ... in the win over Ohio, had three solo stops in the first half ... at Miami, led the defense with nine tackles ... had eight tackles at Toledo ... in the win at Western Michigan, led the UA defense with 12 tackles, including 10 solo stops, and a break-up ... in the win over Ball State, had five tackles ... in the MAC win at Bowling Green, had six tackles and 16-yard fumble recovery ... in the second half at Troy, had two tackles ... against Iowa State, had four tackles and a forced fumble ... in the win over Arkansas Pine Bluff, had six tackles ... at No. 6 Penn State, was second on defense with six tackles, including five solo stops and a TFL for six yards ... lettered.



**Alvin Davis, Jr.**

**As a Freshman (2016):** Played in all 12 games with seven starts at safety ... one of only four true freshmen to see game action ... also saw action on the kickoff and punt return units ... recipient of the Harry "Doc" Smith Award for defense ... finished second in team tackling with 87 tackles, a fumble recovery, and a break-up ... led the Zips with six tackles and a break-up at Ohio ... against Bowling Green, led the Zips with 13 tackles, including eight solo stops, and a fumble recovery ... had 11 tackles against Toledo ... led the Zips' defense with eight tackles at Buffalo ... in his third appearance in the starting line-up, had a career-high 15 tackles in the win at Ball State ... had 12 (one better than his previous career high) in the first half alone ... against No. 23 Western Michigan, had 11 tackles ... received the starting nod, the first of his collegiate career, in the win over Miami ... finished with eight tackles and a break-up ... had seven tackles in the win at Marshall ... lettered.

**High School:** Played corner and safety for coach Roger Harriott at St. Thomas Aquinas HS ... second-team All-State selection ... team went 13-1 en route to the 2015 state championship ... had 86 tackles, including 60 solo stops, and five interceptions as a senior ... participated in the Broward vs. Dade All-Star Game.

**Personal:** Born May 26, 1998 ... parents are Latarsha Moore and Alvin Davis, Sr. ... played high school ball with Zips' teammates Zaire Jacobs and Deltron Sands ... marketing management major.

**DAVIS' CAREER STATS**

DEF	G-GS	UA	A	Total	TFL	Sacks	INT	PBU	FF	FR	Blkd
2016	12-7	51	36	87	0.0-0	0.0-0	1-0	2	01-0	0	
2017	14-12	55	28	83	1.0-6	0.0-0	1-2	3	11-16	0	
2018	11-11	43	32	75	1.0-2	0.0-04	149	3	22-0	0	
TOTAL	37-30	149	96	245	2.0-8	0.0-06	151	8	34-16	0	



#18

**NICK DEMCHUK**

QB | Fr. | 6-3 | 185

Cleveland, Ohio  
| Benedictine HS

**High School:** Three-year letterwinner at quarterback for coach Carter Welo at Benedictine HS ... first-team All-North Coast Conference and first-team All-Region pick ... as a senior, threw for 2,500 yards and 25 touchdowns with only six interceptions ... also a three-year letterwinner in baseball ... second-team All-Conference at shortstop ... four-year Magna Cum Laude student for a 3.7+ GPA ... volunteered more than 50 hours in the community.

**Personal:** Born March 17, 2001 ... son of Mark and Laura Demchuk ... has an older brother Erik ... would like to become an orthodontist ... pre-dental major.



#8

**T.J. DESHIELDS**

QB | R-Fr. | 6-3 | 205

Beloit, Ohio | West Branch HS

**As a Freshman (2018):** Redshirted.

**High School:** Three-year letterwinner for coach D.J. Dota at West Branch HS ... played quarterback and free safety ... as a senior in 2017, named first-team All-NBC and second-team All-Northeast Ohio ... as a junior, named second-team All-League ... played in the 2018 PennOhio All-Star Game and the Ohio North-South Basketball game ... also earned four letters in baseball and three in basketball ... two-time first-team All-League baseball player ... three-time All-League pick in basketball, earning first-team honors as a senior ... National Honors Society inductee.

**Personal:** Born March 30, 1999 ... first name is Tyler ... parents are Penny and Walt DeShields ... has two brothers- Kip and Dru ... father played baseball at Ohio Northern University as well as professionally for the Detroit Tigers and Cleveland Indians ... brother Kip plays baseball at Youngstown State ... would like to work for the U.S. Secret Service ... criminal justice major.

PLAYER BIOS



#52

**ZACH  
DiLAURO**

LB | R-Fr. | 5-10 | 215

Akron, Ohio | Springfield HS

**As a Freshman (2018):** Redshirted.

**High School:** Four-year letterwinner at linebacker and running back for coach Kevin Vaughn at Springfield HS ... in his prep career, totaled 142 tackles, 10 TFL, and four sacks ... as a senior in 2017, named third-team All-State ... two-time first-team All-Portage Trail Conference ... as a junior in 2016, named Honorable Mention All-State ... played in the Thanks-for-Giving All-Star game ... played baseball in 2016 and participated in track for two seasons.

**Personal:** Born September 23, 1999 ... parents are Joe and Kristina DiLauro ... has an older brother Rocco ... father was a four-year starter at tackle at Toledo ... cousin Christian DiLauro, named to the Big Ten All-Freshman Team in 2014, started for four years at offensive tackle for Illinois ... he is currently under contract with the San Francisco 49ers ... accounting major.



#58

**MARCO  
DONATELLI**

LB | Fr. | 6-3 | 220

Girard, Ohio | Girard HS

**High School:** Three-year letterwinner at tight end and linebacker for coach Patrick Pearson at Girard HS ... 2018 Northeast Ohio Honorable Mention, All-County, and All-Northeast8 Conference selection ... team advanced to the state finals in 2018 and finished with a 13-2 record ... as a senior, had 120 tackles and seven sacks ... averaged 12 tackles per game which ranked 15th in Ohio ... participated in the 2019 M.V.C.A. All-Star game ... Honor Roll student ... graduated with a 4.00 GPA ... had perfect attached his junior and senior years.

**Personal:** Born October 27, 2000 ... parents are Mark Donatelli and Maria Donatelli ... has an older sister Maria ... father played baseball at Penn State ... loves to play golf.



#16

**JAQUAVIS  
DIXON**

WR | R-Sr. | 6-2 | 195

Oviedo, Fla. | Hagerty HS

**As a Redshirt Junior (2018):** Played in one game ... made collegiate debut in the win over Morgan State.

**As a Redshirt Sophomore (2017):** Did not see game action.

**As a Redshirt Freshman (2016):** Did not see game action.

**As a Freshman (2015):** Redshirted.

**High School:** Second-team All-Conference ... two-way player for coach Paul Ziglar at Haerty HS ... saw time at wide receiver and safety as well as quarterback during situational plays ... as a senior, had 21 receptions for 314 yards and two touchdowns ... as a junior, had 12 receptions for 212 yards in seven games ... defensively, averaged five tackles per game ... also had an interception, a forced fumble, and three break-ups ... Honor Roll student.

**Personal:** Born August 22 ... mother is Sonja Dixon ... sport management major.



#64

**RUEBEN  
DURKEE**

OL | R-So. | 6-5 | 250

Akron, Ohio | Firestone HS

**As a Redshirt Freshman (2018):** Did not see game action.

**As a Freshman (2017):** Redshirted ... Dean's List student.

**High School:** Two-year letterwinner at Firestone HS for coach Eric Mitchell ... recipient of the 2017 National Federation of State High School Associations Sportsmanship Award ... also a three-year letterwinner in wrestling ... won 2017 city series ... played baseball as a senior ... team was city series runner-up in 2017 ... earned honors diploma and Innovation Generation Scholarship.

**Personal:** Born October 14, 1998 ... parents are Mark and Marcia Durkee ... has an older sister Erin and a younger brother Joseph ... biology major.



#39

**PRESTON  
EISNAUGLE**

DB | R-Fr. | 6-0 | 195

Galloway, Ohio | Alder HS

**High School:** Three-year letterwinner for coach Brett Glass at Jonathan Alder HS ... played quarterback, punter, and safety ... three-time first-team All-Conference selection ... as a senior in 2017, first-team All-District and Honorable Mention All-Ohio ... team won the Mid-Ohio Athletic Conference championship his sophomore and junior seasons ... in prep career, passed for 4,589 yards and 42 touchdowns ... averaged 41 yards per punt ... as a senior, threw for 1,801 yards and 14 touchdowns ... also a three-year letterwinner in baseball ... played shortstop, second base, and outfield ... three-time first-team All-Conference ... in 2017 and 2018, first-team All-District, Conference Player of the Year, and first-team All-State honoree.

**Personal:** Born September 25, 1999 ... parents are Preston Eisnaugle and Mindy O'Harra ... has a younger brother Chantz ... business management major.



#2

**SHAWN  
FEATHERSTONE**


DB | R-Sr. | 6-2 | 185

Pittsburgh, Pa. | Penn Hills HS

Granted a sixth year of eligibility from the NCAA.

**As a Redshirt Senior (2018):** Played in two games before suffering a season-ending injury ... in the stunning win at Northwestern, had two tackles ... lettered ... named Most Improved on defense following spring drills.

**As a Redshirt Junior (2017):** Played in 13 games with three starts at safety ... finished sixth on defense with 67 tackles, two interceptions for 86 yards, two break-ups, a hurry, a forced fumble, and a fumble recovery ... also had two punt returns for six yards ... in the Boca Raton Bowl, had eight tackles ... in the MAC Championship game against Toledo, had three tackles ... in the win over Ohio, had an interception in the first quarter and returned it 45 yards ... the second quarter, recovered a fumble, the first of his career ... finished with seven tackles ... at Miami, had five tackles and a 41-yard interception return, giving the Zips excellent field position to set up their first touchdown ... it was his first career interception ... in the win over Buffalo, had nine tackles, including seven solo stops, a break-up and a hurry ... had



Shawn Featherstone

PLAYER BIOS

six tackles at Toledo ... in the win at Western Michigan, had six tackles ... in the win over Ball State, had three solo stops ... in the MAC win at Bowling Green, had three tackles and a forced fumble ... at Troy, led the defense with a career-high 11 tackles, including a career-best seven solo stops ... had two stops in the win over Arkansas Pine Bluff ... made two solo tackles at No. 6 Penn State ... lettered.

**As a Redshirt Sophomore (2016):** Played in all 12 games with two starts at safety ... also saw action on the kickoff and kickoff return units ... finished the season with 39 tackles, two break-ups, and a hurry ... made first collegiate start in the win at Marshall ... had nine tackles ... against Appalachian State, had a career-high 10 tackles, including seven solo stops ... against No. 23 Western Michigan, had six tackles and a hurry ... named the Weight Room Most Improved player following spring drills ... enrolled at Akron in January 2016 ... lettered.

**High School:** Played safety and wide receiver at Penn Hills HS for coach John Peterman ... 2014 All-Conference selection ... participated in the PSF-CU East and West All-Star Game ... also played volleyball as a senior.

**Personal:** Born July 13, 1996 ... parents are Qadira Featherstone and Shawn Featherstone, Sr. ... has three brothers and four sisters ... brother Stephawn played linebacker at Mount Union ... organizational supervision major.

**FEATHERSTONE'S CAREER STATS**

DEF	G-GS	UA	A	Total	TFL	Sacks	INT	PBU	FF	FR	Blkd
2016	12-2	17	22	39	1.0-15	0.0-0	0	2	00-0	0	
2017	13-3	38	29	67	2.0-2	0.0-02-86	2	11-0	0		
2018	2-0	1	1	2	0.0-0	0.0-0	0	0	00-0	0	
TOTAL	27-5	56	52	108	3.0-17	0.0-02-86	4	11-0	0		



#47

**JERRY FITSCHEN**

PK | R-Jr. | 6-0 | 210

Orange, Calif.  
| Orange Lutheran HS



#22

**DEVANIER FLOYD**

RB | R-Fr. | 5-9 | 215

Akron, Ohio | East HS

**As a Redshirt Sophomore (2018):** Played in all 12 games ... on the season, kicked off 52 times for 3,203 yards (61.6 avg.) with 29 touchbacks ... in the win over Morgan State, kicked off eight times for 483 yards, averaging 60.4 yards ... also tacked on his first extra point on Akron's final touchdown of the game ... in the stunning win at Northwestern, kicked off eight times for 486 yards (60.8 avg.) ... at Iowa State, kicked off four times for 247 yards (61.8 avg.) ... against Miami, kicked off four times for 258 yards (64.5 avg.) with two touchbacks ... at Buffalo, kicked off twice; both kicks went 95 yards ... in the win at Kent State, kicked off four times for 260 yards (65.0 avg.) ... all four were touchbacks ... in the win over Central Michigan, kicked off four times for 260 yards (65.0 avg.) with three touchbacks ... against Northern Illinois, kicked off six times for 382 yards (63.7 avg.) with five touchbacks ... at Eastern Michigan, kicked off twice for 104 yards (52.0 avg.) ... against Bowling Green, kicked off three times for 195 yards (65.0 avg.) ... two were touchbacks ... at Ohio, kicked off five times for 318 yards (63.6 avg.) ... at South Carolina, kicked off twice for 130 yards (65.0 avg.) with a touchback ... lettered.

**As a Sophomore (2017):** Redshirted.

**As a Freshman (2016):** Played in one game ... made collegiate debut in the season opening win over VMI ... kicked off once for 56 yards and punted once for 29 yards.

**High School:** Three-year letterwinner at placekicker and punter for coach Chuck Petersen at Orange Lutheran HS ... two-time first-team All-Trinity League ... 2015 second-team All-County honoree ... set the school record for kickoff yards in a season in 2014 ... also played soccer for two seasons and ran track as a senior ... first-team All-County in track as a senior in 2016 ... set the school record in the 200 meters.

**Personal:** Born April 16, 1998 ... parents are Todd Fitschen and Cynthia Fitschen ... has an older sister Karcyn ... sport management major.

**As a Freshman (2018):** Redshirted.

**High School:** Played running back and safety for coach Marques Hayes at East HS ... All-League honoree ... as a senior, helped the team to an 8-3-1 record ... rushed for 1,031 yards and 14 touchdowns on 103 carries ... also ran track ... Akron City champion in the 100 meters.

**Personal:** Born September 23, 1999 ... parents are James Brown, Ophelia Floyd, and Amie Hardy ... has five siblings ... former East HS teammate DeAndre Brimage is also a Zip ... criminal intelligence analysis major.



Jerry Fitschen

**FITSCHEN'S CAREER STATS**

KICKOFFS	G	No.	Yards	Avg	TB
2018	12	52	3,203	61.6	29

KICKING	G-GS	FG	Pct.	Lg	XP	Pct.	Pts.
2018	12	0-0	0.0	0	1-1	100.0	1



#62

## VINCENT FONTE, Jr.

OL | R-Fr. | 6-4 | 315

Copley, Ohio | Copley HS

**As a Freshman (2018):** Redshirted.

**High School:** Two-year starter at tackle for coach Scott Chouinard at Copley HS ... Scholar-Athlete ... first-team All-Suburban League honoree ... as a junior, helped team to an 8-3 record en route to a Division II playoff appearance ... also lettered in track and field.

**Personal:** Born October 1, 1999 ... parents are Vincent Fonte, Sr., and Kristine Fonte ... has two sisters- Alicia and Elizabeth- and a brother Adam ... former Copley HS teammate Brian Reinke is an Akron Zip ... business administration major.



#74

## LANDON FORMAN

OL | R-Jr. | 6-5 | 270

Kingfisher, Okla.

| Kingfisher HS | Northeastern  
Oklahoma A&M

**As a Junior (2018):** Did not play.

**College:** Played for coach Clay Patterson for two seasons at Northeastern Oklahoma A&M College ... helped team to a 9-3 record and an appearance in the inaugural Midwest Classic Bowl as a sophomore in 2017 ... helped the Golden Norsemen to 254.8 rushing yards per game.

**High School:** Played tackle on both sides of the ball for coach Jeff Myers at Kingfisher HS ... as a senior, had 45 tackles, including 11 solo stops, an interception, and a touchdown ... played basketball ... also participated in track and field in the shot put and discus events.

**Personal:** Born December 2, 1997 ... parents are Jeff and Marette Forman and Christy Forman ... has two brothers- Jansen and Carter- and two sisters- Madison and Madeline ... business major.



#42

## NOAH GARRETT

K/P | Fr. | 6-3 | 155

Mentor, Ohio | Mentor HS

**High School:** Two-year letterwinner at punter for coach Steve Trivisonno at Mentor HS ... All-County and Honorable Mention All-Greater Cleveland Conference selection ... as a senior, averaged 39.7 yards per punt with a long of 57 yards ... also a two-year letterwinner in swimming.

**Personal:** Born September 29, 2000 ... son of Jared and Melissa Garrett ... has a younger brother Andrew and five sisters- Alexis, Bella, Sam, Melody, and Ava ... would like to become a dentist ... bio-medical science major.



#15

## ZACH GIBSON

QB | Fr. | 6-3 | 210

Alpharetta, Ga. | Johns Creek HS

**High School:** Three-star recruit by 247Sports ... No. 1-rated quarterback in the state of Georgia ... pro-style quarterback and four-year starter for coach Matt Helmerich at Johns Creek HS ... team captain ... 2018 All-State Honorable Mention and first-team All-Region ... 2018 Team MVP ... helped the Gladiators to 9-2 overall record and 8-0 record in regional play ... team won 2018 and 2016 regional championships ... as a senior, went 164-of-240 for 2,675 yards and 32 touchdowns (and only two interceptions) ... averaged 243.2 yards per game ... participated in the 2017 Georgia vs. Texas Sophomore Showdown and the Georgia Elite Classic All-Star Game ... as a junior, passed for 1,899 yards and 13 touchdowns ... also played basketball.

**Personal:** Born October 7, 2000 ... full name is Colin Zachary Gibson ... parents are Linda and Troy Gibson ... has a younger brother Tyler ... business major.



#25

**TYLER  
GILCHRIST**

DB | R-Jr. | 5-10 | 195

Akron, Ohio | Archbishop  
Hoban HS

**As a Redshirt Junior (2019):** Moved back to defensive back during spring drills.

**As a Redshirt Sophomore (2018):** Did not see game action ... moved to wide receiver during training camp.

**As a Redshirt Freshman (2017):** Played in three games at safety ... had two solo tackles in the win over Ball State.

**As a Freshman (2016):** Redshirted.

**High School:** Three-year letterwinner at defensive back and wide receiver for coach Tim Tyrell at Akron's Archbishop Hoban HS ... All-State, All-Conference, and All-District selection ... finished his prep career with 19 interceptions, second on the all-time list ... team went 14-1 his senior season en route to the state championship ... as a senior, had 785 receiving yards offensively and 62 tackles, three interceptions, and three forced fumbles.

**Personal:** Born January 14, 1998 ... parents are Dominique Gilchrist and Mack Gilchrist ... has a younger brother Ethan and a younger sister Jayden ... father played football at Youngstown State ... organizational supervision major.

**GILCHRIST'S CAREER STATS**

DEF	G-GS	UA	A	Total	TFL	Sacks	INT	PBU	FF	FR	Blkd
2017	3-0	2	0	2	0.0-0	0.0-0	0	0	0	0	0



#43

**AUSTIN  
GILLISPIE**

TE/FB | R-Jr. | 5-10 | 240

Dublin, Ohio | Dublin Scioto HS  
| Ashland

Transferred to Akron in January 2019.

**College:** As a Redshirt Sophomore (2018): Great Lakes Intercollegiate Athletic Conference All-Academic Team member. As a Redshirt Freshman (2017): Great Lakes Intercollegiate Athletic Conference All-Academic Team member ... played in one game. As a Freshman (2016): Redshirted at Ashland University.

**High School:** Three-year letterwinner for coach Karl Johnson at Dublin Scioto HS ... 2015 Wendy's High School Heisman award winner ... member of the 2014 Ohio Division II regional final team.

**Personal:** Born September 23, 1997 ... parents are Scott and Carolyn Gillispie ... has two brothers- Dalton and Brad- and a sister Jackie ... father played safety at Texas A&M ... brother Dalton played football at Missouri S&T ... sport management major.



#3

**DeMARKUS  
GLOVER**

LB | R-Jr. | 6-1 | 220

St. Petersburg, Fla.  
| Northside Christian HS

**As a Redshirt Sophomore (2018):** Played in 10 games ... assisted on a tackle in the win over Morgan State ... had a solo stop at Iowa State ... lettered.

**As a Redshirt Freshman (2017):** Played in eight games ... had five tackles, including four solo stops ... recorded a solo tackle against Iowa State, Ball State, Western Michigan, and Toledo ... made collegiate debut in the win over Arkansas Pine Bluff ... lettered.

**As a Freshman (2016):** Redshirted.

**High School:** Played strong safety for coach Mike Alstott at Northside Christian HS ... team went 9-1 his senior season ... also participated in track.

**Personal:** Born August 14 ... mother is Tami Roney ... sport management major.

**GLOVER'S CAREER STATS**

DEF	G-GS	UA	A	Total	TFL	Sacks	INT	PBU	FF	FR	Blkd
2017	8-0	4	1	5	0.0-0	0.0-0	0	0	0	0	0
2018	10-0	1	1	2	0.0-0	0.0-0	0	0	0	0	0
TOTAL	18-0	5	2	7	0.0-0	0.0-0	0	0	0	0	0



#67

**LOGAN HAWKINS**

DL | R-Fr. | 6-2 | 295

Harrison City, Pa.  
| Penn-Trafford HS

**As a Freshman (2018):** Rise and Shine Award ... redshirted.

**High School:** Two-way standout for coach John Ruane at Penn-Trafford HS ... played center and nose tackle ... three-year starter ... helped team to Class 5A WPIAL playoffs three times ... as a junior, had 43 tackles and eight sacks ... as a sophomore, team went 12-1 and reached the WPIAL 4A championship game ... also played baseball.

**Personal:** Born September 16, 1999 ... nickname is Bubba ... parents are Stuart and Dana Hawkins ... has a sister Amara ... sport management major.



#7

**PETER HAYES-PATRICK**

RB | Fr. | 6-0 | 210

Orlando, Fla. | Winter Park HS

**High School:** Four-star recruit by Rivals.com ... three-star recruit by 247Sports.com ... No. 6 ranked Akron recruit all-time by 247Sports.com ... played running back for coach Tim Shifflet at Winter Park HS in 2018 ... as a senior, rushed for 849 yards and 10 touchdowns ... ranked No. 12 in the Orlando Sentinel's 2910 Central Florida Super60 ... played three seasons at Timber Creek HS, rushing for more than 2,000 yards ... transferred to Winter Park for senior season ... also played basketball.

**Personal:** Born October 27, 2000 ... mother is Yasmeen Patrick ... has older two brothers- Javonte and Jacques- and two sisters- Jasmeen and Jakayla ... both brothers also played football ... brother Jacques Patrick was a running back at Florida State [2015-18] ... expected to study communication.



#77

**XAVIOR GRAY**

OL | Fr. | 6-9 | 300

Massillon, Ohio | Jackson HS

**High School:** Two-star recruit by 247Sports.com ... played offensive tackle for coach Tim Budd at Jackson HS ... third-team All-Ohio selection ... All-Stark County ... first-team All-Federal League and first-team All-Northeast Inland District pick ... lost more than 200 pounds over two seasons (started at 480) ... had offers from UMass and several MAC schools.

**Personal:** Born February 26, 2001 ... parents are Wendi Gray and the late Prince Gray ... has a sister Gabby ... cyber security major.



#28

**TAYLOR GRIFFIN**

RB | Fr. | 5-11 | 190

Strongsville, Ohio  
| Strongsville HS

**High School:** Three-year letterwinner at running back and cornerback for coach Lou Cirino at Strongsville HS ... as a senior, named first-team All-Greater Cleveland Conference and second-team All-Region ... also a four-year letterwinner in track.

**Personal:** Born January 27, 2001 ... parents are Kevin and Farrah Griffin ... has a sister Kennedy and a brother Jackson ... father played football at Ohio State, while mother was a gymnast ... great uncle is two-time Heisman winner Archie Griffin ... loves to cook ... finance major.



#70

**CALEB  
HERRING**

OL | Fr. | 6-7 | 320

Lakewood, Ohio | St. Edward HS

**High School:** Two-star recruit by 247Sports.com ... played offensive tackle for coach Tom Lombardo at St. Edward HS against the toughest competition in the country ... named to the McCallister Scouting Report watch list for Ohio Class of 2019 top recruits ... team went 11-3 in 2018 and ranked No. 10 nationally en route to the state championship ... started all 14 games ... Academic All-State selection.

**Personal:** Born October 8, 2000 ... mother is Vicki Holava ... member of Fellowship of Christian Athletes ... human resources major.



#17

**JULIAN  
HICKS**


WR | R-So. | 6-3 | 200

Cleveland, Ohio | Mayfield HS  
| Central Michigan

**College:** Spent two seasons at Central Michigan. **As a Redshirt Freshman (2018):** Played in 10 games with six starts ... had 28 receptions for 313 yards and a team-high four touchdowns ... averaged 11.2 yards per catch ... had a season-high seven receptions for a season-high 63 yards and a touchdown against Northern Illinois ... had five catches for 41 yards and a touchdown at Michigan State ... made three catches for 57 yards against Western Michigan. **As a Freshman (2017):** Redshirted.

**High School:** Four-year letterwinner for coach Ross Bandiera at Mayfield HS ... All-State Honorable Mention and All-Conference selection ... Conference Offensive Player of the Year ... as a senior, amassed 1,100 all-purposed yards, 700 receiving yards, 30 receptions, and 16 touchdowns ... participated in the East-West Ohio All-Star Game ... also a two-year letterwinner in basketball and three-year letterwinner in track.

**Personal:** Born September 29, 1999 ... mother is Monique Donaldson ... has two brothers- David and Jaiden- and two sisters- Melanie and Jaia ... organizational supervision major.



#38

**DREW  
HODGSON**

QB | R-So. | 6-3 | 210

Dublin, Ohio  
| Dublin Coffman HS

**As a Redshirt Freshman (2018):** Made collegiate debut in the win over Morgan State ... played in the final possession.

**As a Freshman (2017):** Redshirted.

**High School:** Two-year letterwinner at quarterback for coach Mark Crabtree at Dublin Coffman HS ... Honorable Mention All-State pick and first-team All-Ohio Capital Conference ... set the single-game record for completions (26) ... finished prep career with 2,500 passing yards and 28 touchdowns ... as a senior, threw for 2,200 yards and 26 touchdowns ... also participated in track ... Honor Roll student.

**Personal:** Born April 20, 1999 ... parents are Tom Hodgson and Amy Schrolucke ... has five sisters- Marissa, Maddie, Kaeli, Natalie, and Ava- and a brother, Brock ... financial management major.



Jalen Hooks



#29

**JALEN HOOKS**

CB | So. | 6-2 | 185

Warren, Ohio | Harding HS

**As a Freshman (2018):** Played in all 12 games ... one of just two true freshmen to play in every game ... also saw action with the kickoff, punt, and kickoff return units ... assisted on a tackle in the win over Morgan State ... had a solo stop at Iowa State ... lettered.

**High School:** Played wide receiver and safety at Warren G. Harding HS ... as a junior, had 24 receptions for 448 yards and eight touchdowns ... also had nine tackles and an interception ... also lettered in track and field ... participated in 4x100 and 4x400 relays.

**Personal:** Born March 9, 2000 ... parents are Crystal Edington and Artel Hooks ... has two brothers-Tavon and Rakai ... sport management major.

**HOOKS' CAREER STATS**

DEF	G-GS	UA	A	Total	TFL	Sacks	INT	PBU	FF	FR	Blkd
2018	12-0	1	1	2	0.0-0	0.0-0	0	0	0	0	0



Zaire Jacobs

Raton Bowl ... had a tackle in the win over Kent State ... made collegiate debut in the win over Arkansas Pine Bluff and had a solo stop ... lettered.

**High School:** Played safety for coach Roger Harriott at St. Thomas Aquinas HS ... team went 13-1 en route to the 2015 state championship ... also ran track ... participated in the 100 meters, 200 meters, and 4x100 relay.

**Personal:** Born May 24, 1999 ... mother is Tenecia Burley ... has a younger brother Zakhari ... cousin Jermaine Grace is a linebacker for the Indianapolis Colts ... played high school ball with Zips' teammates Alvin Davis and Deltron Sands ... sport management major.

**JACOBS' CAREER STATS**

DEF	G-GS	UA	A	Total	TFL	Sacks	INT	PBU	FF	FR	Blkd
2017	7-0	2	2	4	0.0-0	0.0-0	0	0	00-0	0	
2018	9-2	21	7	28	1.5-6	0.0-0	0	0	12-1	0	
TOTAL	16-2	23	9	32	2.5-6	0.0-0	0	0	12-1	0	



#20

**ZAIRE JACOBS**

S | Jr. | 5-11 | 190

Miami Gardens, Fla.  
| St. Thomas Aquinas HS

**As a Sophomore (2018):** Played in nine games with two starts at safety ... also saw action on kickoff unit ... on the season, finished with 28 tackles, two fumble recoveries, and a forced fumble ... had two solo tackles against Miami ... made his first appearance in the starting line-up at Buffalo ... had seven tackles, including four solo stops ... recorded a career-high 10 tackles, including eight solo stops, at Ohio ... earned starting nod at South Carolina ... finished game with eight tackles, a forced fumble, and two fumble recoveries ... lettered.

**As a Freshman (2017):** Played in seven games ... also saw action on the kickoff unit ... had four tackles on the season ... had two tackles in the Boca



Davon'te Jest



#11

**DAVON'TE  
JEST**

DL | Sr. | 6-1 | 300

Ocala, Fla. | Forest HS

**As a Junior (2018):** Played in all 12 games with one start at defensive tackle ... finished with 15 tackles, 2.5 TFL, four hurries, and two fumble recoveries ... in the stunning win at Northwestern, had two tackles and two hurries ... his first hurry led to Alvin Davis' 97-yard interception return for a touchdown ... had two tackles at Buffalo ... in the win over Central Michigan, had a solo tackle and a nine-yard sack, the first in his collegiate career ... Against Northern Illinois, made his first collegiate start at tackle ... in the third quarter, had a fumble recovery, his second ... two plays later, the Zips scored a touchdown ... finished with four tackles ... at South Carolina, had two tackles and a hurry ... lettered.

**As a Freshman (2016):** Played in nine games ... one of only four true freshmen to see game action ... finished with 16 tackles, two hurries, and a sack ... had two solo stops at Ohio ... made three tackles against Toledo ... had four tackles against No. 25 Western Michigan ... made collegiate debut in the win at Marshall ... had three tackles and a sack for a loss of seven yards ... lettered.

**High School:** Played nose tackle and fullback for coach Skip Austin at Forest HS ... first-team All-State ... two-time first-team All-District selection ... District Player of the Year and Defensive Player of the Year ... finished prep career with 238 tackles, including 77 solo stops, 88.0 TFL, and 30.0 sacks ... as a senior, had 82 tackles, 49.0 TFL, and 12.0 sacks ... participated in the 2015 FAFC All-Star Football Classic ... as a junior, led the team with 98 tackles and 36 TFL ... first-team Academic Team ... member of student government.

**Personal:** Born December 9, 1997 ... parents are Tracy Duncan and Darrall Jest ... has an older brother Brent and a younger sister Ra'Nya ... criminal justice major.



#79

**ANDY  
JEAN-BAPTISTE**

DL | R-Sr. | 6-5 | 275

Miami, Fla. | Miami Edison HS

**As a Redshirt Junior (2018):** Played in first two games of the season before suffering a season-ending injury ... had four tackles and a fumble recovery in the win over Morgan State ... in the stunning win at Northwestern, had two tackles.

**As a Redshirt Freshman (2016):** Did not see game action.

**As a Freshman (2015):** Redshirted.

**High School:** Played defensive tackle for coach Napoleon Joseph at Miami Edison Senior HS ... also played center for the basketball team.

**Personal:** Born March 4, 1996 ... parents are Pierrot and Nadine Jean-Baptiste ... has a brother Petterson and a sister Jenny ... sport management major.

**JEST'S CAREER STATS**

DEF	G-GS	UA	A	Total	TFL	Sacks	INT	PBU	FF	FR	Blkd
2016	9-0	9	7	16	1.0-7	1.0-7	0	0	00-0	0	
2018	12-1	5	10	15	2.5-10	1.0-9	0	0	02-0	0	
TOTAL	21-1	14	17	31	3.5-17	2.0-16	0	0	02-0	0	

**JEAN-BAPTISTE'S CAREER STATS**

DEF	G-GS	UA	A	Total	TFL	Sacks	INT	PBU	FF	FR	Blkd
2018	2-0	3	3	6	0.0-0	0.0-0	0	0	01-0	0	



#6

**NICK  
JOHNS**

TE | R-Sr. | 6-3 | 240

Leesburg, Va. | Gonzaga HS  
| Northeastern Oklahoma A&M



#83

**DE'VON  
JONES**

TE | R-Sr. | 6-4 | 215

Akron, Ohio | Coventry HS

**As a Redshirt Junior (2018):** Played in all 12 games on special teams ... saw action on the kickoff return unit ... lettered ... moved to tight end during spring drills after playing quarterback in 2017.

**As a Redshirt Sophomore (2017):** Played in eight games ... went 178-of-306 for 2,243 yards and 16 touchdowns ... at No. 6 Penn State, played one series, going 1-of-2 for four yards ... saw action on the kickoff return unit for five games ... lettered ... enrolled at Akron in January 2017.

**College:** Spent the 2016 season at Northeastern Oklahoma A&M Junior College ... three-star JUCO recruit ... in 10 games, went 178-of-306 for 2,243 yards and 16 touchdowns ... redshirted as a true freshman at Virginia (2015).

**High School:** Played quarterback for coach Randy Trivers at Gonzaga HS in Washington, D.C. ... three-star recruit by ESPN.com, Scout.com, Rivals.com, and 247Sports ... as a senior, completed 66 percent (101-of-155) of his passes for 1,366 yards and 12 touchdowns to help Gonzaga win the city championship ... participated in the Offensive-Defensive Senior Bowl ... as a junior, threw for 963 yards and five touchdowns in six games before missing the remainder of the season with an injury.

**Personal:** Born November 1, 1996 ... father is Gregg Johns ... has three brothers- Matt, Mitchell, and Sean ... father played linebacker at Penn State (1985-87) ... younger brother Mitchell plays linebacker at Navy ... Sean plays outside linebacker for James Madison ... organizational supervision major.

**JOHNS' CAREER STATS**

PASSING	G-GS	Cmp	Att	Int	Yds	TD	Lg	Pct.	Avg/G	Effic.
2017	8-0	1	2	0	4	0	4	50.0	0.5	66.80

RUSHING	G-GS	Att	Yds	TD	Lg	Avg/C	Avg/G
2017	8-0	0	0	0	0	0.0	0.0

TOT OFF	G-GS	Plays	Rush	Pass	Total	Avg./G
2017	8-0	2	0	4	4	0.5

**As a Redshirt Senior (2019):** Moved to tight end during spring drills.

**As a Redshirt Junior (2018):** Scout Team Offensive Player of the Year ... played in 11 games on special teams ... played on the punt and kickoff return units ... had four tackles and a forced fumble ... had a solo stop and forced fumble against Miami ... assisted on a tackle against Northern Illinois ... had two tackles at Eastern Michigan ... lettered ... moved to wide receiver during spring drills.

**As a Redshirt Sophomore (2017):** Played in 11 games on defense ... had a tackle and a sack for a loss of five yards in the win over Arkansas Pine Bluff ... lettered.

**As a Redshirt Freshman (2016):** Missed the season with a knee injury.

**As a Freshman (2015):** Redshirted.



Nick Johns

PLAYER BIOS



Brandon Junk

**High School:** Four-year letterwinner at defensive end and wide receiver for coach Ed Egan at Coventry HS ... totaled 100 tackles, 36.5 sacks, seven fumble recoveries, and four caused fumbles during his prep career ... two-time first-team All-PTC Metro Conference honoree ... selected to play in the 2015 All-Star game ... second-team All-Conference as a sophomore ... also a four-year letterwinner in track ... two-time All-Conference honoree ... lettered twice in wrestling and once in basketball.

**Personal:** Born May 14, 1997 ... mother is Nicole Jones ... sport management major.

**JONES' CAREER STATS**

DEF	G-GS	UA	A	Total	TFL	Sacks	INT	PBU	FF	FR	Blkd
2017	11-0	0	1	1	0.5-5	0.5-5	0	0	0	0	0
2018	11-0	2	2	4	0.0-0	0.0-0	0	0	1	0	0
TOTAL	22-0	2	3	5	0.5-5	0.5-5	0	0	1	0	0



De'von Jones



#45

**BRANDON JUNK**

TE | R-Sr. | 6-2 | 215

Clearwater, Fla.  
| Central Catholic HS

**As a Redshirt Junior (2018):** Played in all 12 games ... also saw action on the kickoff return and punt return units ... had two receptions for five yards on the year ... in the win over Morgan State, had two receptions for five yards ... assisted on a tackle at South Carolina ... lettered.

**As a Redshirt Sophomore (2017):** Played in 12 games with four starts at tight end ... had two receptions for 14 yards on the season ... earned first starting nod in the win over Ohio ... had a 10-yard catch in the win over Arkansas Pine Bluff ... lettered ... named the team's Most Improved Offensive Player following spring drills.

**As a Redshirt Freshman (2016):** Played in 10 games with one start ... also saw action on the punt return unit ... made first collegiate start against Bowling Green ... lettered.


**As a Freshman (2015):** Redshirted.

**High School:** Two-time Tampa Bay Times Honorable Mention ... three-year letterwinner at tight end, fullback, linebacker, defensive line, and long snapper for coach John Davis at Central Catholic HS ... team won three consecutive regional championships and advanced to state championship game his junior year ... team went 33-7 during his prep career ... finished career with 19 sacks, 170 tackles, 34 hurries, and 17 TFL ... played both sides of the ball as a senior ... started at tight end and defensive end/linebacker while long snapping on special teams ... played defensive end and long snapper in the Pinellas County All-Star Game.

**Personal:** Born April 22, 1997, in Columbus, Ohio ... parents are Art and Alicia Valero ... has two younger sisters, Alexa and Cami ... his late father Greg Junk played basketball at Robert Morris ... stepfather Art played football at Boise State ... has family members in Ohio ... earned a bachelor's degree in sport management in May 2019 ... pursuing a master's degree.

**JUNK'S CAREER STATS**

RECEIVING	G/GS	Rec	Yds	TD	Lg	Avg/C	Avg/G
2017	12-4	2	14	0	10	7.0	1.2
2018	12-0	2	5	0	4	2.5	0.4
TOTAL	24-4	4	19	0	10	4.8	0.8



Robbie Kelley



#10

**ROBBIE  
KELLEY**
**QB | R-Sr. | 6-2 | 215**
**Springfield, Ill.  
| Rochester HS | Quincy**

Granted a sixth year of eligibility from the NCAA ... competes as a graduate student.

**As a Redshirt Senior (2018):** Did not see game action ... rehabbed following off-season surgery.

**As a Redshirt Junior (2017):** Played in six games ... 12-of-26 for 179 yards and two touchdowns ... in the Boca Raton Bowl, he went 1-of-6 and had one rush ... in the MAC Championship game against Toledo, threw a five-yard touchdown pass in the fourth quarter, his second as a Zip ... at Toledo, went 5-of-7 for 86 yards and a touchdown, his first as a Zip, a career-long 47-yard pass to WR Kwadarrius Smith in the fourth quarter ... saw action in the fourth quarter against Ball State, but threw no passes ... in the 52-3 win over Arkansas Pine Bluff, was 1-of-2 for 25 yards ... at No. 6 Penn State, Kelley went 0-of-2 in his only series of action ... lettered.

**College:** Three-time Academic All-Great Lakes Valley Conference ... earned bachelor's degree in business management in three years. **As a Redshirt Sophomore (2016):** Second-team All-GLVC for coach Tom Pajic at Quincy University ... in first season as a starter, went 185-of-319 for 2,701 yards and 23 touchdowns ... set the single-season records for passing yards and passing touchdowns ... had a TD pass in all but one game ... had two 400-yard performances, including a 447-yard and five touchdown game at William Jewell ... earned GLVC Offense Player of the Week honors (week 1) ... guided the Hawks to a 39-35 upset of Division I FCS school Drake in his first collegiate start ... had three touchdowns, going 18-for-25 for 293 yards and two passing TDs ... also rushed for 60 yards on six carries, including a 44-yard run and a four-yard rushing touchdown. **As a Redshirt Freshman (2015):** Went 17-of-24 for 265 yards and two touchdowns off the bench ... also rushed for 70 yards. **As a Freshman (2014):** Redshirted.

**High School:** First-team All-State and first-team All-Conference quarterback for coach Derek Leonard at Rochester HS ... helped the team to four consecutive state championships ... team went 14-0 in 2013, his senior season ... passed for 2,919 yards and 32 touchdowns as a senior ... rushed for four touchdowns ... also an All-Conference honoree in baseball.

**Personal:** Born November 24, 1995 ... parents are Jim and Pam Kelley ... has a younger brother Andrew ... earned bachelor's degree in business management at Quincy ... completed an M.B.A. at Akron in December 2018 ... pursuing a master's in sport administration.



#76

**RICH  
KALLAY**
**OL | R-Sr. | 6-5 | 320**
**Largo, Fla.  
| Central Catholic HS**

**As a Redshirt Junior (2018):** Did not see game action.

**As a Redshirt Sophomore (2017):** Saw action in one game ... made collegiate debut in the win over Arkansas Pine Bluff.

**As a Redshirt Freshman (2016):** Did not see game action.

**As a Freshman (2015):** Redshirted.

**High School:** A 2014 second-team All-State pick and Tampa Bay Times first-team All-Pinellas County selection for coach John Davis at Central Catholic HS ... played offensive guard ... team captain ... 2014 team MVP ... selected for the 2014 Pinellas County All-Star Game ... helped team to an 11-2 overall mark and 3-0 district record en route to 2014 District title ... team captured district title and state finals appearance in 2013, his junior season ... also a two-year letterman in wrestling and track and field (shot put) ... Student of the Month for October 2014 ... volunteered over 100 hours of community service.

**Personal:** Born February 14, 1997 ... parents are Roberta and Richard Kallay ... has a younger sister, Nadine ... sport management major.

**KELLEY'S AKRON STATS**

PASSING	G-GS	Cmp	Att	Int	Yds	TD	Lg	Pct.	Avg/G	Effic.
2017	7-0	12	26	0	179	2	47	46.2	25.6	129.37
RUSHING	G-GS	Att	Yds	TD	Lg	Avg/C	Avg/G			
2017	7-0	1	(-10)	0	0	(10.0)	(-1.4)			
TOT OFF	G-GS	Plays	Rush	Pass	Total	Avg./G				
2017	7-0	27	(-10)	179	169	24.1				

PLAYER BIOS



#32

**JAMES KING**

LB | R-Sr. | 6-2 | 188

Miami, Fla. | Booker T. Washington HS | Miami (Fla.)

**As a Redshirt Junior (2018):** Played in eight games ... finished with 17 tackles, including nine solo stops ... in the stunning win at Northwestern, assisted on three tackles ... at Iowa State, had three tackles ... against Miami, had three tackles ... at Buffalo, had a career-high seven tackles, including a career-best five solo stops ... lettered.

**As a Redshirt Freshman (2016):** Sat out the 2016 season per the NCAA transfer rules.

**College: At Miami (2015):** Saw action early in season on special teams as a true freshman ... did not record any stats ... played snaps against Bethune-Cookman and Nebraska ... also saw action at Cincinnati.

**High School:** Rated four-star linebacker by ESPN and 247Sports for coach Tim Harris at Booker T. Washington HS ... ranked among top 150 outside linebackers nationwide by ESPN and 247Sports ... led Booker T. Washington to the Florida state championship ... part of a 42-0 winning streak and five consecutive state championships ... as a senior, had 116 tackles, 32 TFL, and two interceptions ... participated in the Public vs. Private All-Star game.

**Personal:** James A. King, Jr. ... born July 2, 1996 ... parents are Octavia Muldrow-King and James King, Sr. ... supply chain operations management major.

**KING'S CAREER STATS**

DEF	G-GS	UA	A	Total	TFL	Sacks	INT	PBU	FF	FR	Blkd
2018	8-0	9	8	17	0-0	0-0	0	0	0	0	0



James King



#82

**JEREMIAH KNIGHT**

WR | R-So. | 5-11 | 195

Jefferson, Ohio | Jefferson Area HS | Ohio State

2019 preseason first-team All-MAC by Phil Steele and second-team All-MAC by *Athlon Sports* ... earned a scholarship in 2019 after walking on as a freshman.

**As a Redshirt Freshman (2018):** Recipient of the Harry "Doc" Smith Award ... played in 10 games with two starts at wide receiver ... finished inaugural season with nine receptions for 129 yards ... Akron's top punt returner with 11 returns for 142 yards and a touchdown ... his 70-yard punt return was the longest by a Zip this fall ... also the team's top kickoff returner with 245 yards on 16 returns ... returned the first punts of his collegiate career at Buffalo ... had two returns for 14 yards ... in the win over Central Michigan, had a career-day on returns ... returned five punts for 31 yards, including a 16-yard return ... also returned two kickoffs for 45 yards, including a 29-yard return, the first of his young career ... against Northern Illinois, had two kickoff returns for 39 yards, including a 22-yard return ... at Eastern Michigan, scored his first collegiate touchdown in the second quarter with a 70-yard punt return ... also had two kickoff returns for 37 yards against the Eagles ... had two catches for 19 yards and three kickoff returns for 33 yards against Bowling Green ... in his first appearance in the starting line-up, made four catches for 94 yards, including a 50-yard reception, and had a career-high six kickoff returns for a career-high 68 yards at Ohio ... had three receptions for

16 yards and two punt returns for 25 yards, and a 13-yard kickoff return at South Carolina ... lettered ... walk-on.

**AT OHIO STATE (2017):** Enrolled as a preferred walk-on ... redshirted.

**High School:** Four-year letterwinner at running back for coach Jim Henson at Jefferson Area HS ... finished prep career with more than 6,000 yards rushing and 65 touchdowns ... as a senior, rushed for 2,233 yards and 20 touchdowns, averaging 11.0 yards per carry ... 2016 County Player of the Year, District Player of the Year, first-team All-State, first-team All-American Conference ... county rushing leader and single-season leader ... as a junior, rushed for 1,593 yards and 21 touchdowns ... 2015 County Offensive Player of the Year, first-team All-Conference, third-team All-State ... as a sophomore, rushed for 1,317 yards and 13 touchdowns ... 2014 County Offensive Player of the Year and first-team All-Conference ... also named first-team All-County as a freshman ... also a four-year letterwinner in track.

**Personal:** Born January 12, 1999 ... nickname is Boogie ... mother is Dana Knight ... has three older brothers- Chris, David, and Johnny- and two older sisters- Lyndsey and Ava ... Johnny played baseball at Walsh University and in the minor league in 2018 ... sport management major.

**KNIGHT'S AKRON STATS**

RECEIVING	G-GS	Rec	Yds	TD	Lg	Avg/C	Avg/G
2018	10-2	9	129	0	50	14.5	12.9

KICK RET.	G-GS	No.	Yds	TD	Lg	Avg/R
2018	10-2	16	245	0	29	15.3

PUNT RET.	G-GS	No.	Yds	TD	Lg	Avg/R
2018	10-2	11	142	1	70	12.9

and a TFL ... joined the starting line-up in the stunning win at Northwestern and led the Zips with 12 tackles ... had 10 tackles at Iowa State ... led the Zips at Buffalo with eight tackles, including seven solo stops and 1.5 TFL for a loss of five yards ... in the win at Kent State, led the Zips with 13 tackles and a break-up ... recorded a career-high 23 tackles in the win over Central Michigan ... MAC Defensive Player of the Week (Oct. 29) ... had 14 tackles and assisted on a sack for a loss of four yards against Northern Illinois ... at Eastern Michigan, had 10 tackles, including 2.0 TFL, and a hurry ... lettered.

**As a Redshirt Sophomore (2017):** Academic All-American nominee ... Academic All-MAC ... Academic Award ... played in all 14 games ... also saw action on the kickoff and punt units ... fifth on defense with 69 tackles, 4.5 TFL, four hurries, two interceptions, a forced fumble, and a sack ... in the Boca Raton Bowl, had eight tackles ... in the MAC Championship game against Toledo, had two tackles and a forced fumble ... in the win over Kent State, had two tackles ... in the win over Ohio, had four tackles, including a TFL ... at Miami, had four tackles and a hurry ... made five solo stops in the win over Buffalo ... had seven tackles at Toledo ... in the win at Western Michigan, had five tackles ... in the win over Ball State, had six tackles and a 35-yard interception return for a touchdown in the fourth quarter, marking his second career interception and his first pick six ... in the MAC win at Bowling Green, had 10 tackles, including a career-high seven solo stops ... forced the first fumble of his career on Troy's opening drive ... UA scored on the turnover with a 27-yard field goal to take a 3-0 lead ... had four tackles against Iowa State ... had a solo stop and an interception in the win over Arkansas Pine Bluff ... came off the bench at No. 6 Penn State for three tackles ... lettered.

**As a Redshirt Freshman (2016):** Academic All-MAC ... played in all 12 games with three starts at Mike linebacker ... also saw action on the kickoff, punt, and punt return units ... finished with 36 tackles ... made seven tackles against Toledo ... had a season-high 13 stops against No. 25 Western Michigan ... had five tackles in the win over Miami while making his first appearance in the starting line-up ... made three solo stops against Appalachian State ... had four tackles in the win at Marshall ... made collegiate debut in the win over VMI ... lettered.

**As a Freshman (2015):** Named Scout Team Defensive Player of the Year ... redshirted.

**High School:** A 2014 first-team All-State honoree ... played for coach Jack Giarmo at St. Mary Catholic Central HS ... three-time letterwinner at linebacker and running back ... helped team to the 2014 state championship title.

**Personal:** Born April 26, 1997 ... parents are Ronald Lako and Nancy Lako ... has an older sister Abi ... earned a bachelor's degree in human resources management in May 2019 ... pursuing a master's degree.



#40

**JOHN LAKO**

**LB | R-Sr. | 6-2 | 225**

**Monroe, Mich. |  
St. Mary Catholic Central HS**

2019 preseason first-team All-MAC by *Athlon Sports* and Phil Steele ... nominee for the 2019 Allstate AFCA Good Works Team.

**As a Redshirt Junior (2018):** Third-team All-MAC ... Academic All-MAC ... MAC Scholar-Athlete (all sports) twice this fall (Sept. 19, Oct. 31) ... Dean's List student ... 2018 CoSIDA Academic All-American nominee ... Harry "Doc" Smith Award as the most outstanding junior on defense ... former walk-on ... moved into starting role this fall ... played in all 12 games with 10 starts at Will linebacker ... team's leading defender with 126 tackles, 10.0 TFL for a loss of 27 yards, three hurries, a fumble recovery, and a hurry ... in the win over Morgan State, led the Zips with six tackles, including four solo stops

**LAKO'S CAREER STATS**

DEF	G-GS	UA	A	Total	TFL	Sacks	INT	PBU	FF	FR	Blkd
2016	12-3	12	24	36	1.0-0	0.0-0	0	1	0	0	0
2017	14-0	35	34	69	4.5-13	1.0-82-35	0	2	0	0	0
2018	12-10	73	53	126	10.0-27	0.5-4	0	3	0	1-0	0
TOTAL	38-13	120	111	231	15.5-40	1.5-122-35	4	21-0	0	0	0



John Lako



#99

**DANIEL  
LAVELLE**

DL | Fr. | 6-4 | 265

Forsyth, Ga. | Mary Persons HS

**High School:** Three-star recruit by 247Sports.com ... three-year letterwinner at defensive end for coach Brian Nelson at Mary Persons HS ... team captain ... two-year starter ... 2018 first-team All-Region ... 2017 first-team All-State and first-team All-Region selection ... team went 12-1 in 2018, his senior season ... participated in the 2017 Georgia Elite Classic ... also lettered in track and field.

**Personal:** Born December 11, 2000 ... mother is Sandra Lavelle ... has an older brother Martin ... participated in the Men About Change mentor program ... intends to study exercise physiology.



#19

**SAMMY  
LASTER**

S | R-So. | 5-11 | 175

Miami Gardens, Fla. |  
Miami Central HS

**As a Redshirt Freshman (2018):** Played in two games ... saw action in the win over Morgan State and at Buffalo ... recorded no stats.

**As a Freshman (2017):** Redshirted.

**High School:** Played linebacker and strong safety for coach Roland Smith at Miami Central HS ... team won three Class 6A state championships ... Rockets went 12-2 in 2016, his senior season ... participated in the North vs. South All-Star game.

**Personal:** Born February 27, 1999 ... parents are Christy Laster and Sammy Laster ... has a sister Kiara ... sport management major.



#10

**QUEVAN  
LAWSON**

LB | Fr. | 6-5 | 225

Ashburn, Ga.  
| Turner County HS

**High School:** Three-star recruit by 247Sports ... played defensive end for coach Leroy Hood at Turner County HS ... All-State, All-Conference, All-Academic selection ... in prep career, had 188 tackles, 53 TFL, 32 sacks, 14 break-ups, and five forced fumbles ... three-time All-Academic team honoree.

**Personal:** Born November 16, 2000 ... mother is Antwoinette ... has two sisters- Malaysia and Kamile- and a younger brother Kaven ... expected to study civil engineering.



#25

**BRANDON LEE**

WR | So. | 5-6 | 158

Fort Lauderdale, Fla. | Cardinal Gibbons HS | Mount Union



#34

**DeMARCUS LLOYD**

LB | R-Sr. | 6-0 | 215

Vienna, Ga. | Dooly County HS | Butler County CC

Transferred to Akron in January 2019 ... joined team as a walk-on in spring 2019 after a tryout.

**College: As a Freshman (2018):** Played in three games as a true freshman at Mount Union ... had three receptions for 14 yards in the win at Baldwin Wallace.

**High School:** Four-year letterwinner at wide receiver for coach Matt DuBuc at Cardinal Gibbons HS ... team won three consecutive FHSAA 5A state championships (2016-18).

**Personal:** Born January 31, 1999 ... parents are La'Shaun Harp and Sean Lee ... sport management major.

Granted a sixth year of eligibility from the NCAA.

**As a Redshirt Senior (2018):** Started the season opener against Morgan State at linebacker and suffered a season-ending injury ... received a medical hardship from the NCAA to compete in 2018.

**As a Senior (2017):** Played in three games before suffering a season-ending injury ... had seven tackles on the season ... had a solo stop against Iowa State ... had five tackles in the win over Arkansas Pine Bluff ... assisted on a stop at No. 6 Penn State.

**As a Junior (2016):** Played in 11 games ... also saw action on the kickoff unit ... finished the season with 21 tackles, 2.5 TFL, an interception, and a hurry ... had two tackles in the win at Ball State ... made five stops in the win over Miami (Ohio) ... had two stops in the win at Kent State ... had four tackles and returned an interception 31 yards for a touchdown in the win at Marshall ... had three stops at No. 10 Wisconsin ... lettered.

**College:** Played linebacker for coach Tim Schaffner at Butler County Community College in El Dorado, Kan. ... 2015 Honorable Mention All-Jayhawk Conference selection ... team went 10-2 in 2015, finishing ranked No. 4 nationally ... started all 11 games ... led the Grizzlies with 109 tackles, including 54 solo stops, 23 TFL, five sacks, four forced fumbles, and two interceptions.

**High School:** Played linebacker and running back for coach Jimmy Hughes at Dooly County HS ... 2013 4A Defensive Player of the Year and second-team All-State as a senior ... finished career with 117 tackles, 18 TFL, 12 sacks, 10 forced fumbles, and two interceptions ... as a junior, named first-team All-Region ... participated in the 2013 O-D bowl game ... played basketball and baseball ... also lettered in track, participating in the 110 meter hurdles and 300 meter hurdles.

**Personal:** Born April 24, 1995 ... mother is Tywanda Lloyd ... has a younger brother Curtavian ... earned a bachelor's degree in organizational supervision in May 2019 ... pursuing a master's degree.



DeMarcus Lloyd

**LLOYD'S CAREER STATS**

DEF	G-GS	UA	A	Total	TFL	Sacks	INT	PBU	FF	FR	Blkd
2016	11-0	11	10	21	2.5-3	0.0-0	1-31	0	0	0	0
2017	3-0	4	3	7	2.0-11	0.5-6	0-0	0	0	0	0
2018	1-0	0	1	1	0-0	0-0	0-0	0	0	0	0
TOTAL	15-0	15	14	29	4.5-14	0.5-6	1-31	0	0	0	0

PLAYER BIOS



#35

**DARRYL LONG**

TE | R-Sr. | 6-4 | 240

Columbus, Ohio | Westerville South HS | Kentucky

Granted a sixth year of eligibility from the NCAA.

**As a Redshirt Senior (2018):** Will wear jersey #35 this season after wearing #12 for two seasons.

**As a Redshirt Junior (2018):** Sat out the 2018 season with an injury ... named Most Improved on offense following spring drills.

**As a Redshirt Sophomore (2017):** Played in 13 games ... also saw action on the kicking unit ... recorded no statistics ... lettered.

**As a Sophomore (2016):** Sat out the 2016 season per NCAA transfer rules.

**College: As a Redshirt Freshman (2015):** Played in 10 games at Kentucky for coach Mark Stoops as a reserve tight end and contributor on special teams. **As a Freshman (2014):** Redshirted

**High School:** Three-star tight end by Rivals, Scout, 247Sports.com, and ESPN ... rated 19th-best tight end in the nation and the 33rd-best prospect in the state of Ohio by ESPN ... Columbus Dispatch All-Metro Team special mention ... played tight end for coach Rocky Pentello at Westerville South HS ... as a senior, caught 22 passes ... as a junior, helped his team win eight games and a conference championship ... as a sophomore, had 24 receptions as a junior, 42 catches ... also played basketball and was a shot putter in track and field ... member of the Rotary Club and the Student-Athlete Merit Roll.

**Personal:** Born September 17, 1995 ... parents are Darryl and Lucretia Long ... younger brother Dominique is a freshman safety at Michigan State ... cousin Joe Kelly played in the NFL with Cincinnati, New York Jets, Los Angeles Raiders, Los Angeles Rams, Green Bay, and Philadelphia ... uncle Bobby Kelly played football at Georgetown (Ky.) College ... loves to sing ... works with Special Olympics ... earned a bachelor's degree in sport management in May 2018 ... pursuing a master's degree.



#15

**JEFFREY LUBIN**

CB | R-So. | 6-2 | 185

Hollywood, Fla. | South Broward HS

**As a Redshirt Freshman (2018):** Did not see game action.

**As a Freshman (2017):** Redshirted.

**High School:** Three-star recruit by Scout ... played cornerback for coach Devon Georgia at South Broward HS ... Bulldogs went 6-3 en route to the district playoffs ... played wide receiver as a sophomore ... also a two-year letterwinner in track ... participated in the 100 meters, 200 meters, and 4x100 relay ... earned the Perfect Attendance Award.

**Personal:** Born October 30, 1998 ... parents are Astride Lubin and Germain Lubin ... has a brother Jeremy ... marketing management major.



#54

**CAMERON LYONS**

LS/LB | R-So. | 6-1 | 230

Morgantown, W.Va. | Morgantown HS

**As a Redshirt Freshman (2018):** Academic All-MAC ... Dean's List student ... played in all 12 games at long snapper ... one of five redshirt freshmen to play in every game ... handled every snap on punts and kicks ... recorded two solo tackles ... lettered.

**As a Freshman (2017):** Redshirted ... Dean's List student.

**High School:** Three-year letterwinner for coach Matt Lacy at Morgantown HS ... in prep career, had 154 tackles, 10 TFL, and two interceptions ... as a senior in 2016, helped the team to a 10-3 mark while making 64 tackles.

**Personal:** Born January 11, 1999 ... parents are Shane and Emily Lyons ... has a younger sister Brooke ... father is the director of athletics at West Virginia ... sport management major.



#18

## KYSHAD MACK

DB | Fr. | 6-1 | 205

Massillon, Ohio  
| Massillon Washington HS

**High School:** Two-star recruit by 247Sports.com ... played safety, running back, and wide receiver for coach Nate Moore at Massillon Washington HS ... also returned kicks ... as a senior, had 53 solo tackles, four interceptions, two defensive touchdowns, and 387 all-purpose yards ... team went 14-1 overall en route to an appearance in the state final ... also lettered in basketball and track.

**Personal:** Born March 15, 2001 ... parents are Tiffany Brown and Jarvis Mack ... siblings are Mckenzie Mack and the late Javarre Tate ... business major.



#3

## MICHAEL MATHISON

WR | Fr. | 5-10 | 160

Covington, Ga. | Newton HS

**High School:** Two-star recruit by 247Sports.com ... played wide receiver and free safety for coach Terrance Banks at Newton HS ... first-team All-State and first-team All-Area ... as a senior, had 40 receptions for 558 yards and six touchdowns in nine games ... also had three picks at safety ... also returned seven kicks for 233 yards ... as a junior in 2017, had 37 receptions for 417 yards and four touchdowns ... also returned three kicks for 81 yards ... as a sophomore in 2016, had 13 receptions for 88 yards ... also returned three kicks for 59 yards ... also played basketball.

**Personal:** Born November 15, 2000 ... parents are Nadia Bynum and Levar Bynum ... has a brother Anthony ... sport management major.



#98

## JORDAN MAUL

DL | Fr. | 6-4 | 335

Steubenville, Ohio  
| Catholic Central HS

**High School:** Played defensive tackle and offensive guard for coach Steve Daley at Steubenville Catholic Central HS ... Honor Roll student.

**Personal:** Born December 1, 2000 ... parents are Stacy Maul and Chris Sankey ... has a brother Bishop Sankey ... brother was a running back at the University of Washington and was drafted by the Tennessee Titans in 2014.



#97

## TANK McCLENDON

DL | Fr. | 5-11 | 270

Lima, Ohio | Lima Senior HS

**High School:** Four-year letterwinner on the defensive line for coach Andre Griffin at Lima Senior HS ... two-time All-Conference honoree ... as a senior in 2018, had 87 tackles, seven sacks and two forced fumbles ... National Honor Society member.

**Personal:** First name is Jordan ... born March 20, 2001 ... mother is Jennifer Williams ... has a younger sister Jada ... criminology major.



#4

**TYSON  
McDONALD**

**DB | Fr. | 6-2 | 170**

**Corona, Calif.  
| Eleanor Roosevelt HS**

**High School:** Three-star recruit by 247Sports.com ... played safety for coach Tommy Leach at Eleanor Roosevelt HS ... 2018 first-team All-Big 8 Conference and All-CIF ... as a senior, had 60 tackles, five interceptions, and two interceptions returned for touchdowns ... as a junior had 23 tackles, including 14 solo stops, two interceptions, and a forced fumble ... participated in the IE Classic ... also ran track for two seasons ... participated in the 100 meters, 200 meters, and 4x100 relay ... 2011 100-meter champion in the Junior Olympics ... set a national record in the 4x100.

**Personal:** Born July 26, 2001 ... parents are Carmen and Luis McDonald ... has two older sisters- Tiara and Sasha ... would like to pursue a career in sports broadcasting ... expected to study communication/media studies.

**Personal:** Born August 6, 1997 ... legal first name is Lumuria ... parents are April Williams and Murray McGriff ... cousin Tyrone McGriff played football at Florida A&M and spent three seasons in the NFL with the Steelers ... psychology major.

**McGRIFF'S AKRON STATS**

RECEIVING	G-GS	Rec	Yds	TD	Lg	Avg/C	Avg/G
2018	3-0	1	4	0	4	4.0	1.3



#49

**MASON  
McMULLEN**

**LB | Fr. | 5-11 | 200**

**Wadsworth, Ohio  
| Wadsworth HS**



#80

**M.J.  
McGRIFF**

**WR | R-Jr. | 5-8 | 190**

**Vero Beach, Fla. |  
Vero Beach HS | Illinois**

**As a Redshirt Sophomore (2018):** Played in three games ... saw action in the win over Morgan State, at Buffalo, and at South Carolina ... had a four-yard reception against the Gamecocks.

**As a Redshirt Freshman (2017):** Sat out per NCAA transfer rules.

**College:** Redshirted as a true freshman at the University of Illinois in the fall of 2016.

**High School:** Two-time AP first-team 8A All-State (2014 and 2015) ... two-time team captain ... his 178 career receptions in two seasons were Vero Beach HS career records ... as a senior in 2015, had 68 catches for 840 yards and seven receiving touchdowns, plus 24 rushes for 269 yards and six rushing touchdowns and 282 return yards and a punt return touchdown ... as a junior, named 2014 All-Area co-Offensive Player of the Year after hauling in 110 catches for 1,545 yards and 22 touchdowns, all school and area records, and also added three rushing touchdowns and two return touchdowns ... Also played basketball and ran track in high school.

**High School:** Three-year letterwinner for coach Justin Todd at Wadsworth HS ... played linebacker and running back ... 2018 first-team All-State selection at linebacker ... 2018 District Defensive Player of the Year and 2018 Suburban League Defensive Player of the Year ... team won back-to-back Suburban League championships in 2017 and 2018 ... two-year team captain ... three-time first-team All-Conference pick ... 2017 All-District honoree ... in prep career, recoded 361 tackle, including 33 TFL, 20 sacks and four touchdowns ... participated in the 2019 North vs. South Classic ... also participated in track and wrestling ... three-time Scholar-Athlete for football for a 3.5+ GPA.

**Personal:** Born February 25, 2001 ... son of Todd and Heather McMullen ... has two brothers- Matt and Luke ... sales management major.



**Jonah Morris**



#44

**DYLAN MEEKS**

DE | Jr. | 6-2 | 240

Orlando, Fla. | Dr. Phillips HS



#5

**JONAH MORRIS**

WR | R-Jr. | 6-4 | 205

Akron, Ohio | Archbishop Hoban HS | Indiana

**As a Sophomore (2018):** MAC Distinguished Scholar-Athlete ... Academic All-MAC ... recipient of the team's 2018 Academic Award for the freshman class ... Dean's List student ... played in all 12 games ... has played in every game of his young collegiate career ... saw action on both defense and offense as well as with the punt unit ... finished with five tackles, 1.5 TFL, a hurry, and a break-up ... had a 30-yard rush against Bowling Green ... lettered.

**As a Freshman (2017):** Dean's List student ... played in all 14 games ... one of just seven true freshmen to see game action ... saw action on both offense and defense as well as the punt unit ... had two solo tackles on the season ... made solos stops against Toledo in the MAC Championship game and in the win over Ohio ... lettered.

**High School:** Four-year letterwinner at linebacker and defensive end for coach Rodney Wells at Dr. Phillips HS ... two-time Max Preps All-American, two-year Associated Press All-State selection, and three-year All-Area pick ... finished prep career with 493 tackles, seven sacks, four forced fumbles, and three fumble recoveries ... set the school records with 493 career tackles, 158 tackles in a season, and 24 tackles in a game ... team went 13-2 in 2016 (his senior season) en route to a state championship appearance ... as a senior, had 56 tackles, a sack, and a forced fumble ... also a four-year letterwinner in wrestling ... three-time state champion ... All-American ... two-time state runner-up.

**Personal:** Born January 5, 1998 ... parents are Sanford and Allyson Meeks ... has two older brothers—Alton and Colby ... Alton played football at Northern Illinois, while Colby is currently a junior offensive lineman at Colorado State ... exercise science/pre-physical therapy major.

**MEEKS' CAREER STATS**

DEF	G-GS	UA	A	Total	TFL	Sacks	INT	PBU	FF	FR	Blkd
2017	14-0	2	0	2	0.0-0	0.0-0	0	0	0	0	0
2018	12-0	2	3	5	1.5-23	0.0-0	0	1	0	0	0
TOTAL	26-0	4	3	7	1.5-23	0.0-0	0	1	0	0	0

2019 preseason fourth-team All-MAC by Phil Steele ... will wear jersey #5 this fall after wearing #9 in 2018.

**As a Redshirt Sophomore (2018):** Started all 12 games at wide receiver ... one of nine Zips to start every game ... finished third in receiving with 381 yards and a touchdown on 26 receptions ... made a stunning debut as a Zip ... in the win over Morgan State, led the receivers with four catches for 94 yards and a touchdown ... in the stunning win at Northwestern, had three receptions for 51 yards, including a 43-yard catch ... had three receptions for 37 yards at Iowa State ... had two receptions for 32 yards at Buffalo ... in the win at Kent State, had three receptions for 36 yards ... against Northern Illinois, had two receptions for 22 yards ... had a 10-yard reception against Bowling Green ... at Ohio, had five receptions for 61 yards ... had three receptions for 38 yards at South Carolina ... lettered.

**At Indiana: As a Redshirt Freshman (2017):** Played in nine games, primarily on special teams ... IU special teams player of the game (Illinois). **As a Freshman (2016):** Redshirted ... scout team player of the week (Purdue).

**High School:** Three-year letterwinner, team captain, and three-year starter for head coach Tim Tyrell at Archbishop Hoban High School ... received All-America honors from MaxPreps ... named Player of the Year by the Akron Beacon Journal and the Akron Touchdown Club ... recognized as the North-east Ohio Inland Defensive Player of the Year ... a first-team All-State, All-District, and All-League selection ... selected to the 2015 Blue-Grey All-American Bowl ... led Hoban to the 2015 state championship, the first in program history ... team won a school-record 14 games and finished 14-1 ... rated the No. 228 prospect overall and the No. 1 athlete in the Midwest by Scout ... rated the No. 18 athlete nationally and the No. 13 prospect in Ohio by 247Sports ... also lettered in basketball and track and field.

**Personal:** Born December 4, 1997 ... parents are Aleste Gaiter and John R. Morris, Jr. ... criminology major.

**MORRIS' AKRON STATS**

RECEIVING	G-GS	Rec	Yds	TD	Lg	Avg/C	Avg/G
2018	12-12	26	381	1	43	14.7	31.8
RUSHING	G-GS	Att	Yds	TD	Lg	Avg/C	Avg/G
2018	12-12	1	1	0	1	1.0	0.1

PLAYER BIOS



#71

**SHAWN  
MULDOWNEY II**

OL | R-So. | 6-4 | 285

Diamond, Ohio | Southeast HS

Earned a scholarship in 2019 after walking on as a freshman.

**As a Redshirt Freshman (2018):** Played in all 12 games ... saw action with the kicking units ... lettered.

**As a Freshman (2017):** Redshirted.

**High School:** Played on both lines for coach Pat Youel at Ravenna's Southeast HS ... first-team All-Portage Trail Conference ... Honorable Mention All-District ... three-year letterwinner ... on defense, had 14 tackles and three forced fumbles ... second-team All-PTC ... participated in boxing for two seasons ... 2015 Super Heavyweight Golden Glove state champion.

**Personal:** Born October 12, 1998 ... parents are Shawn and Devonne Muldowney ... has an older sister- Rebecca- and two younger brothers- Conner and Jack ... political science major.



#73


**OWEN  
MURPHY**

OL | Fr. | 6-6 | 270

Cleveland, Ohio  
| St. Ignatius HS

**High School:** Played guard and tight end for coach Chuck Kyle at St. Ignatius HS against the toughest competition in the country ... moved to offensive guard as a senior ... broke into the starting line-up at right guard ... team went 8-3 in 2018 and ranked No. 36 nationally ... moved to tight end as a junior ... played offensive tackle as a sophomore and freshman ... Honor Roll student.

**Personal:** Born July 23, 2001 ... parents are Mary Beth and Dennis Murphy ... has a younger sister Kelsey ... business major.



#81

**SHAWN  
NAIM**

WR | Fr. | 6-4 | 190

Brecksville, Ohio  
| Lutheran West HS

**High School:** Four-year letterwinner at wide receiver for coach Frank Petroff at Lutheran West HS ... first-team All-PAC 12 Conference and second-team All-District selection ... in prep career, had 101 receptions for 1,393 yards and 20 touchdowns ... as a senior had 38 receptions for 570 yards ... also a two-year letterwinner in track and field ... National Honor Society student ... Student Ambassador.

**Personal:** Born November 18, 2000 ... son of Gary and Patti Naim ... has two older brothers- Derek and Kevin ... biology major.



Shawn Muldowney



#57

## JONATHAN NEELEY

OL | R-Jr. | 6-5 | 280

Youngstown, Ohio  
| Ursuline HS



#1

## KATO NELSON

QB | R-Jr. | 6-1 | 215

Hollywood, Fla. | Flanagan HS

Dual-sport athlete ... also competes with track and field.

**As a Redshirt Sophomore (2018):** Played in two games.

**As a Redshirt Freshman (2017):** Played in 13 games ... also saw action with the punt unit ... in the win over Ohio, helped the Zips to 443 yards of total offense and four passing touchdowns while securing Akron's top spot in the MAC East ... the offensive line provided perfect protection in the win over Arkansas Pine Bluff, helping UA to 267 rushing yards and five touchdowns ... lettered ... participated in the throwing events with the track and field team ... lettered in track.

**As a Freshman (2016):** Redshirted.


**High School:** Played on both lines for coach Larry Kempe at Ursuline HS ... played tackle on offense line and end on defense line ... two-time All-American ... All-Ohio and All-State ... helped the team to the state semifinals as a senior in 2015 ... team advanced to the third round of the state playoffs in 2014 ... played in the 2016 Jack Arvin Classic All-Star game ... four-year letterwinner in track ... two-time All-State selection ... set the freshman and school records in discus.

**Personal:** Born July 5, 1997 ... parents are Josh and Chrissy Neeley ... has a sister Caitlin and a brother Christopher ... would like to go to medical school ... emergency management and homeland security major.

**As a Redshirt Junior (2019):** Named a 2019 Player to Watch by the Touchdown Club of Columbus.

**As a Redshirt Sophomore (2018):** Team's Offensive MVP ... started 11 games at quarterback ... went 178-of-342 passing for 2,329 yards and 15 touchdowns ... his 15 touchdowns rank sixth on UA's TD passes in a season, while his 2,329 passing yards rank ninth on UA's season passing yards chart ... also rushed for 303 yards and a touchdown on 131 carries ... on Akron's career list, moved up to No. 11 in career passing yards with 3,318 ... his career high performance of 24-of-41 for 356 yards and four touchdowns at Ohio rank No. 15 on the top single-game passing totals ... his 3,318 total offensive yards rank No. 12 on the career chart, while his 2,632 total yards in 2018 ranked No. 7 for total yards in a season ... in the win against Morgan State, went 16-of-26 for 232 yards and three touchdowns ... also rushed for 42 yards ... in the stunning win at Northwestern, went 17-of-28 for 277 yards and two touchdowns ... named to the Davey O'Brien "Great 8" List (Sept. 17) ... at Iowa State, went 12-of-28 for 153 yards and a touchdown ... was also the Zips' rushing leader with 15 carries for 56 yards ... against Miami, went 19-of-35 for 203 yards and a touchdown while leading the Zips in rushing with 30 yards on 14 carries ... went 12-of-29 for 115 yards while rushing for 37 yards at Buffalo ... in the win at Kent State, went 19-of-35 for 219 yards and a touchdown ... was also the Zips' leading rusher with a career-high 90 yards on 17 rushes, including a career-long 55-yard run ... tied the game at 17-17 in the third quarter with a 55-yard touchdown run, forcing overtime ... in overtime, threw an eight-yard TD pass to sophomore Andre Williams ... in the win over Central Michigan, went 10-of-27 for 149 yards and a touchdown. He also rushed 10 times for 23 yards ... against Northern Illinois, went 18-for-26 for a season-high 299 yards and two touchdowns ... threw for 238 yards in the first half alone ... missed the game at Eastern Michigan with an injury ... returned to the starting line-up against Bowling Green ... went 12-of-28 for 148 yards ... had a career day at Ohio ... threw a career-high 24 completions on a career-high 41 attempts for a career-high 356 yards and a career-best four touchdowns ... his four TD passes tied for third on Akron's list for TD passes in a game ... at South Carolina, went 19-for-39 for 178 yards ... lettered.

**As a Redshirt Freshman (2017):** Recipient of the Harry "Doc" Smith Award ... played in 10 games with five starts ... went 70-of-140 for 989 yards and eight touchdowns ... also rushed 95 times for 198 yards and a touchdown ... in the Boca Raton Bowl, went 9-of-15 for 80 yards while rushing for 21 yards ... in the MAC Championship game against Toledo, started the game and went 8-of-18 for 177 yards and two touchdowns ... in the 24-14 win over Kent State, went 6-of-20 for 69 yards and a 25-yard touchdown pass while guiding the Zips to the MAC East title ... in his second career start in as



**Kato Nelson**

many weeks, went 22-of-38 for a career-high 322 yards and career-best four touchdowns while guiding the Zips to a 37-34 win over Ohio to stay atop the MAC East standings ... named MAC Offensive Player of the Week (Nov. 20) ... in his first collegiate start, went 19-of-38 for 218 yards and a touchdown at Miami ... also rushed for 12 yards and a touchdown ... both touchdowns were career firsts ... in the win over Ball State, was 1-of-1 for 38 yards while rushing for 11 yards ... in the MAC win at Bowling Green, went 1-for-1 for 15 yards and rushed for 27 yards ... against Iowa State, went 2-for-4 for 53 yards while rushing for eight yards ... in the 52-3 win over Arkansas Pine Bluff, was 1-of-3 for six yards ... at No. 6 Penn State, saw action in the second half ... went 1-of-2 for 11 yards while leading all Zips in rushing with 39 yards on nine carries ... lettered.

**As a Freshman (2016):** Redshirted.

**High School:** Three-star recruit ... first commitment of 2016 class ... played quarterback his senior season for coach Devin Bush at Flanagan HS ... two-time 2A All-State selection ... 2015 2A Player of the Year ... team advanced to 2015 state championship ... as senior, threw for 1,404 yards and 16 touchdowns on 101-of-164 during the regular season ... also the team's leading rusher ... had 72 rushes for 354 yards and five touchdowns ... cousin Stanford Samuels III was a teammate ... played his sophomore and junior seasons at Champagnat Catholic School in Hialeah ... combined for 4,765 yards and 57 touchdowns ... led Champagnat to the Class 2A state championship as a sophomore ... played freshman season at McArthur HS.

**Personal:** Born September 19, 1997 ... legal first name is Kalyn ... nicknamed Kato as a kid by his late grandfather Rudolph Nelson ... parents are Tiffany Boyd and Roger Nelson ... has five siblings ... sport management major.

**NELSON'S CAREER STATS**

PASSING	G-GS	Cmp	Att	Int	Yds	TD	Lg	Pct.	Avg/G	Effic.
2017	10-5	70	140	2	989	8	71	50.0	98.9	125.34
2018	11-11	178	342	8	2,329	15	56	52.0	211.7	119.05
TOTAL	21-16	248	482	10	3,318	23	71	51.0	155.2	122.20

RUSHING	G-GS	Att	Yds	TD	Lg	Avg/C	Avg/G
2017	10-5	95	198	1	24	2.1	19.8
2018	11-11	131	303	1	55	2.3	27.5
TOTAL	21-16	226	501	2	55	2.2	23.7

TOT OFF	G-GS	Plays	Rush	Pass	Total	Avg./G
2017	10-5	235	198	989	1,187	118.7
2018	11-11	473	303	2,329	2,632	238.3
TOTAL	21-16	708	501	3,318	3,819	181.9



**#69**

**DAKOTA PETERS**

**OL | R-Fr. | 6-6 | 285**

**New Castle, Pa.  
| Shenango HS**

**As a Freshman (2018):** Redshirted.

**High School:** Three-year letterwinner for coach Mike Comness at Shenango HS ... two-time All-Conference selection and two-year team captain ... team made three playoff appearances ... participated in the Penn-Ohio All-Star game ... two-year letterwinner in baseball ... four-year member of Peer Leadership.

**Personal:** Born May 5, 2000 ... parents are Bob Peters and Lauren Peters ... has a younger brother Dalton and sister Cassidy ... business administration major.



#53

**BRYCE  
PETERSEN**

**OL | Jr. | 6-2 | 280**  
**McKinleyville, Calif.**  
**| McKinleyville HS**  
**| Riverside City College**

**As a Sophomore (2018):** Started all 12 games at center ... one of nine Zips to start every game ... in the stunning win at Northwestern, the O-line protected QB Kato Nelson perfectly, giving up no sacks ... lettered ... enrolled at Akron in January 2018.

**College: As a Freshman (2017):** Started 11 games as a true freshman for coach Tom Craft at Riverside City College in 2017 ... team went 10-2 and appeared in the CCAA SoCal Championship ... Dean's List.

**High School:** First-team All-State (small school) selection as a senior ... two-time All-Conference honoree ... played on both lines for coaches Keoki Burbank and Sean Curry at McKinleyville HS ... finished prep career with 145 tackles, including 57 solo stops, 13 sacks, and an interception ... as a senior in 2016, had 42 tackles, including 10 solos stops, in eight games ... four-year letterwinner ... scored a touchdown as a junior ... had eight sacks as a sophomore ... Honor Roll student.

**Personal:** Born October 27, 1998 ... parents are Drew and Paula Petersen ... has an older sister Abby who is an officer in the Air Force ... father played football at Yuba College and Chico State ... sport management major.



#12

**ALEX  
RAMART**

**QB | R-So. | 6-3 | 215**  
**Richmond, Texas | Foster HS**

**As a Redshirt Freshman (2018):** Academic All-MAC ... played in six games with one start ... went 9-of-32 for 61 yards and a touchdown ... made his collegiate debut in the win over Morgan State ... went 2-of-5 for five yards ... against Miami, played on the Zips' final possession, rushing for five yards and attempting no passes ... threw his first career touchdown pass in the third quarter against Northern Illinois ... connected with Kwadarius Smith for a six-yard TD ... went 3-for-12 for 27 yards and a touchdown against the Huskies ... in his first career start, went 4-of-15 for 29 yards at Eastern Michigan ... lettered.

**As a Freshman (2017):** Redshirted ... Dean's List student ... recipient of the Rise & Shine Award.

**High School:** Three-year starter for coach Shaun McDowell at Foster HS ... Class 5A Offensive Player of the Year ... pro-style quarterback ... finished prep career with 6,083 passing yards and 79 touchdowns ... helped team to a 14-1 record en route to an appearance in the semifinals ... as a senior, went 221-of-315 for 3,496 yards and 42 touchdowns ... as a junior, went 179-of-316 for 2,587 yards and 32 touchdowns ... National Honor Society student ... Academic All-State and All-District honoree.

**Personal:** Born January 22, 1999 ... originally from Colorado ... parents are Julie and Craig McAllister ... has an older sister Monique and an older brother Alex McAllister ... exercise science major.



Alex Ramart

**RAMART'S CAREER STATS**

PASSING	G-GS	Cmp	Att	Int	Yds	TD	Lg	Pct.	Avg/G	Effic.
2018	6-1	9	32	6	61	1	19	28.1	10.2	16.95
RUSHING	G-GS	Att	Yds	TD	Lg	Avg/C	Avg/G			
2018	6-1	6	(-11)	0	6	(-1.8)	(-1.8)			
TOT OFF	G-GS	Plays	Rush	Pass	Total	Avg./G				
2018	6-1	38	(-11)	61	50	8.3				

PLAYER BIOS



#60

DEAN  
RAMICONE

LB | R-So. | 6-0 | 215

Brunswick, Ohio  
| Brunswick HS

**As a Redshirt Freshman (2018):** Played in one game ... made collegiate debut in the win over Morgan State.

**As a Freshman (2017):** Redshirted.

**High School:** All-Greater Cleveland Conference ... Honorable Mention All-District ... played linebacker for coach Luke Beal at Brunswick HS ... led the team in tackles as a senior in 2015 ... also lettered in rugby, track, wrestling ... qualified for districts in wrestling.

**Personal:** Born February 22, 1998 ... parents are Dean Ramicone, Sr., and Laurel Ramicone ... has a younger sister, Madeleine, and a younger brother, Dante ... wants to go to law school ... political science major.



#7

JULIAN  
RICHARDSON

LB | Fr. | 6-3 | 210

Albany, Ga. | Westover HS

**High School:** Three-year letterwinner at defensive end for coach Olten Downs at Westover HS ... two-time first-team All-Region selection ... 2018 Honorable Mention All-State ... as a senior had 80 tackles, including 30 solo stops and 12.0 TFL, and nine sacks ... ranked in the Top 5 in the region for sacks ... had four sacks in the 28-12 win over Americus-Sumter en route to WALB Player of the Week honors ... as a junior had 73 tackles ... as a sophomore, had 37 tackles ... also participated in track for one year ... All-Academic honoree ... had the highest GPA on the football team.

**Personal:** Born June 20, 2001 ... parents are Julian Richardson and Lisa Richardson ... has three older sisters- Stephanie, Amanda, and Taylor- and an older brother Arthur.



#85

TREVON  
RICHARDSON

WR | R-So. | 5-8 | 160

Kent, Ohio | Roosevelt HS

**As a Redshirt Freshman (2018):** Did not see game action.

**High School:** Three-year letterwinner for coach Tim King at Kent Roosevelt HS ... played running back, wide receiver, and kick returner ... second-team All-State honoree ... finished prep career with 922 yards rushing, 411 receiving yards, and 2,004 all-purpose yards ... three-year letterwinner in track ... first-team All-Suburban League in track ... also lettered in basketball.

**Personal:** Born January 3, 1998 ... mother is Julie Wise ... has three brothers- Quan, Will, and Devin ... wants to become a police officer ... criminology major.



#6

JORDYN  
RILEY

CB | R-So. | 5-10 | 190

Citra, Fla. | North Marion HS

**As a Redshirt Freshman (2018):** Played in three games ... had three tackles on the season ... in the win over Morgan State, had two tackles ... played in the stunning win at Northwestern ... made a solo stop against Miami.

**As a Freshman (2017):** Redshirted.

**High School:** Played cornerback and wide receiver as a senior for coach Willie Offord at North Marion HS ... as a junior at Lake Weir HS, had 51 tackles, two interceptions, and a fumble recovery ... offensively had 32 receptions for 667 yards and 10 touchdowns ... also played basketball and participated in track ... events included 100 meters, high jump, long jump, triple jump, and 4x100 relay.

**Personal:** Born November 16, 1998 ... parents are Tracy Welcome and Vimele Poole ... has an older sister Breanne Woods and a younger brother V.J. Poole ... media studies major.

RILEY'S CAREER STATS

DEF	G-GS	UA	A	Total	TFL	Sacks	INT	PBU	FF	FR	Blkd
2018	3-0	2	1	3	0.0-0	0.0-0	0	0	0	0	0



#63

**ALEX  
ROBARGE**

OL | Fr. | 6-5 | 311

Chagrin Falls, Ohio  
| Kenston HS

**High School:** Three-year letterwinner for coach Jeff Grubich at Kenston HS ... team won the 2018 D3 state championship ... All-Ohio, All-WRC, and All-District selection ... Honor Roll student.

**Personal:** Born May 12, 2001 ... son of Mike and Stephanie Robarge ... has two brothers-Tyler and Max ... civil engineering major.



#36

**KYLE  
ROMENICK**

P | Fr. | 6-2 | 200

Fort Mill, S.C. | Fort Mill HS

**High School:** Five-star recruit by Chris Sailer and Kohls ... three-year letterwinner for coach Rob McNeely at Fort Mill HS ... saw action at punter, kicker, and holder ... competed at the Kohl's Kicking National Scholarship Camp ... averaged 53 yards with 4.3 seconds of hang time during camp ... 2017 NC region punt champion.

**Personal:** Born January 8, 2001 ... parents are Darleen and Joe Romenick ... has a younger sister Samantha ... volunteered at Rice and Beans, a program that feeds the homeless ... expected to major in sport studies.



#78

**AUSTIN  
SAMPLE**

OL | R-Jr. | 6-3 | 300

Sylvania, Ohio | Northview HS

**As a Redshirt Sophomore (2018):** Played in four games ... saw action with the kicking unit ... played against Northern Illinois, Bowling Green, at Ohio, and at South Carolina.

**As a Redshirt Freshman (2017):** Academic Award ... played in four games ... in the win over Ohio, helped the Zips to 443 yards of total offense and four passing touchdowns while securing Akron's top spot in the MAC East ... the offensive line provided perfect protection in the win over Arkansas Pine Bluff, helping UA to 267 rushing yards and five touchdowns ... lettered.

**As a Freshman (2016):** Redshirted ... recipient of the Rise & Shine Award.

**High School:** Four-year letterwinner on the offensive line for coach Doug Downing at Northview Sylvania HS ... played tackle, guard, and center throughout his prep career ... two-time first-team All-NLL Conference selection ... also a three-year letterwinner in basketball ... Volunteer Award ... volunteered for over 300 hours.

**Personal:** Born October 10, 1997 ... parents are Mike and Julie Sample ... has two brothers- Evan and Alex- and a younger sister Madison ... marketing major.

PLAYER BIOS



Justin Sampson



#16

**JUSTIN  
SAMPSON**

**DE | Jr. | 6-2 | 210**

**Akron, Ohio  
| St. Vincent-St. Mary HS**



#4

**DELTRON  
SANDS**

**RB | R-Sr. | 5-8 | 195**

**Fort Lauderdale, Fla.  
| St. Thomas Aquinas HS |  
Oregon State**

**As a Sophomore (2018):** Recipient of the Harry "Doc" Smith Award ... played in all 12 games ... finished with 12 tackles, 2.5 TFL, and a hurry ... at Buffalo, had three tackles ... in the win at Kent State, had two tackles ... at Eastern Michigan, had two tackles, including a TFL for a loss of nine yards ... against Bowling Green, had a sack for a loss of six yards in the second quarter ... at Ohio, had a sack for a loss of seven yards in the second quarter ... at South Carolina, had two tackles ... lettered.

**As a Freshman (2017):** Recipient of the Harry "Doc" Smith Award ... played in 12 games ... one of just seven true freshmen to see game action ... also saw action with the punt return unit ... had two solo stops and a sack for a loss of seven yards in the win over Kent State ... made two tackles in the win over Ball State ... had a solo stop against Iowa State ... made collegiate debut in the win over Arkansas Pine Bluff and recorded first tackle ... lettered.

**High School:** Played defensive end for coach Marcus Wattley at St. Vincent-St. Mary HS ... 2016 Associated Press first-team Inland District selection ... named a 2016 Cleveland.com Defensive All-Star ... honored by the Akron Touchdown Club ... as a senior, had 13.5 sacks ... as a junior, helped the Fighting Irish to an 11-2 record and a playoff appearance ... as a sophomore, team went 11-3 en route to the state semifinals.

**Personal:** Born February 28, 1999 ... parents are Dawnette Epps and Darrell Sampson ... siblings are Jakarr and Darrell, Jr. ... criminal justice major.

**SAMPSON'S CAREER STATS**

DEF	G-GS	UA	A	Total	TFL	Sacks	INT	PBU	FF	FR	Blkd
2017	12-0	4	3	7	2.5-22	2.5-22	0	0	1	0	0
2018	12-0	4	8	12	2.5-20	1.5-11	0	0	0	0	0
TOTAL	24-0	8	11	19	5.0-42	4.0-33	0	0	1	0	0

**As a Redshirt Junior (2018):** Played in 11 games ... finished third in rushing with 128 yards on 39 carries ... also had four receptions for nine yards ... in the win over Morgan State, had four carries for 18 yards and a two-yard reception ... in the stunning win at Northwestern, had three carries for 14 yards ... rushed twice for seven yards at Iowa State ... rushed a season-high eight times for 22 yards at Buffalo ... in the win at Kent State, rushed for 12 yards on seven carries ... in the win over Central Michigan, had an 11-yard rush ... rushed for four yards against Northern Illinois ... at Eastern Michigan, had six carries for 25 yards ... at South Carolina, rushed twice for 12 yards ... also had a one-yard reception ... lettered.

**As a Redshirt Sophomore (2017):** Played in 10 games with one start ... had 173 yards and two touchdowns on 25 carries ... also had eight kickoff returns for 184 yards ... made his first appearance in the starting line-up at Miami ... left the game in the first quarter with a season-ending injury ... in the win over Buffalo, was the top rusher with seven carries for a career-high 70 yards ... also a 19-yard kickoff return ... at Toledo, had three carries for 10 yards ... in the win at Western Michigan, had two kickoff returns for 46 yards, including a 29-yard return ... in the win over Ball State, put UA ahead 14-3 in the second quarter with his 32-yard touchdown run ... the TD was his second on the season ... led the UA rushers with six carries for a career-high 52 yards ... in the MAC win at Bowling Green, had a career-high three kickoff returns for a career-high 79 yards, including a career-long return of 34 yards ... saw significant action in just his second game, the win over Arkansas Pine Bluff ... finished third in rushing with seven carries for 38 yards and his first collegiate touchdown ... also had a 27-yard kickoff return ... had a kickoff return for 13 yards at No.6 Penn State ... lettered.

**As a Redshirt Freshman (2016):** Sat out the 2016 season per NCAA transfer rules.

**As a Freshman (2015):** One of four true freshmen to play at Oregon State ... played in four games before suffering a season-ending shoulder injury ... had six carries for 24 yards and one reception for three yards ... also saw action on the kick return unit.

**High School:** Three-star recruit by 247Sports and Scout ... rated the No. 86 running back prospect in the nation ... ranked No. 149 by Scout for running backs in the nation and No. 20 in Florida ... played running back for coach Rocco Cassulo at Saint Thomas Aquinas HS ... helped team to state championships in 2014 and 2013 ... team finished No. 8 in the nation ... led the state of Florida in rushing with 14.0 yards per carry ... as a senior, had 65 carries for 78 yards ... All-County as a senior ... also returned punts and kicks ... All-State honoree as a junior ... participated in the Public vs. Private All-Star game.



Deltron Sands

**Personal:** Born November 15, 1996 ... parents are Danielle Griffin and George Sands ... has two younger brothers- Jordan and Gemari ... played high school ball with Zips' teammates Alvin Davis and Zaire Jacobs ... organizational supervision major.

**SANDS' CAREER STATS**

RUSHING	G-GS	Att	Yds	TD	Lg	Avg/C	Avg/G
2017	10-1	25	173	2	32	6.9	17.3
2018	11-0	39	128	0	16	3.3	11.6
TOTAL	21-1	64	301	2	32	4.7	14.3

RECEIVING	G-GS	Rec	Yds	TD	Lg	Avg/C	Avg/G
2017	10-1	3	2	0	2	0.7	0.2
2018	11-0	4	9	0	6	2.2	0.8
TOTAL	21-1	7	11	0	6	1.5	0.5



#88

**TIMOTHY SCIPPIO**

WR | So. | 6-2 | 210

Fort Lauderdale, Fla.  
| Coconut Creek HS

**As a Freshman (2018):** Played in five games ... saw action in the win over Morgan State, at Buffalo, against Bowling Green, at Ohio, and at South Carolina ... recorded no stats ... lettered.

**High School:** Played senior year for coach Gerald Cox at Coconut Creek HS ... played three prior seasons at Dillard HS ... also ran track.

**Personal:** Born April 24, 1998 ... mother is Melissa Scippio ... criminal justice major.



#5

**MICHAEL SCOTT**

LB | Jr. | 6-3 | 235

Tallahassee, Fla.  
| North Florida Christian HS |  
Iowa Western CC

Enrolled at Akron in January 2019.

**College:** Played defensive line at Iowa Western Community College as a sophomore in 2018 ... saw action in 10 games ... had 23 tackles, including 10 solo stops and 3.0 TFL, and a block ... redshirted as a true freshman at Tulane in 2017 ... originally signed with South Florida.

**High School:** Three-star recruit by ESPN.com (#98 outside linebacker in the nation, #246 player in Florida), 247sports.com (#94 outside linebacker in the nation, #224 player in Florida), and Rivals.com ... two-star status by Scout.com ... four-year letterman for coach Steve Price at North Florida Christian HS ... rated a three-star prospect by ESPN.com ... reached the Class 2A state playoffs all four seasons ... as a senior, registered 64 tackles, 11 tackles for loss and two sacks ... as a junior, tallied 80 tackles, seven tackles for loss, a forced fumble, and 4.5 sacks on his way to receiving Class 2A second-team All-State honors ... as a sophomore, totaled 47 tackles, two tackles for loss and one forced fumble ... also lettered in basketball as a junior and sophomore.

**Personal:** Born January 19, 1999 ... parents are Lesley and Marvin Scott, Sr. ... has a brother Marvin, Jr. ... marketing major.

PLAYER BIOS



#48

**CONNOR SHELL**

LB | Fr. | 6-1 | 190

Bay Village, Ohio  
| Bay Village HS

**High School:** Four-year letterwinner for coach Ron Rutt at Bay Village HS ... played quarterback, outside linebacker, and running back ... team won three consecutive Great Lakes Conference championships (2016-18) ... in 2017, went 12-1 en route to Regional runner-up ... 2018 first-team All-Conference and second-team All-District selection ... 2017 Honorable Mention All-Conference and All-District pick ... in prep career, tallied 2,226 all-purpose yards, 21 touchdowns, and 75 tackles ... as a senior, had 53 tackles, an interception, and six TFL defensively ... offensively, had 102 carries for 667 yards and six touchdowns in nine games ... also a two-year letterwinner in baseball and basketball ... Honorable Mention All-Conference in baseball as a sophomore. ... volunteered at Village Project, cooking for families affected by cancer.

**Personal:** Born August 19, 2000 ... son of Joe and Kellie Shell ... has a younger brother Lucas ... business administration major.



#46

**ETHAN SLIKE**

PK/P | R-Fr. | 6-0 | 185

Greenburg, Pa. | Greensburg  
Central Catholic HS

**As a Freshman (2018):** Redshirted.

**High School:** Two-year placekicker and punter for coach Aaron Smetanka at Greensburg Central Catholic HS ... two-time first-team All-Eastern A Conference selection ... as a senior, went a perfect 6-for-6 in field goals ... participated in the 2018 WCAA All-Star game ... also a three-year letterwinner in soccer ... player basketball for two seasons ... National Honor Society member ... Student Council Class representative ... Westmoreland County Scholar-Athlete ... two-time Kick-it for Cancer champion ... Columbian Squires member.

**Personal:** Born June 24, 2000 ... parents Drew and Shanley Slike ... has two brothers- Riley and Charles ... mechanical engineering major.



#41

**CORY SMIGEL**

PK/P | R-Fr. | 5-8 | 150

North Royalton, Ohio  
| North Royalton HS | Syracuse

**As a Freshman (2018):** Enrolled as a true freshman at Syracuse in January 2018 ... redshirted.

**High School:** Special Teams MVP ... averaged 54.4 yards on kickoffs ... hit a long of 60 yards as a senior ... averaged 37.1 yards per punt with a long of 61 yards ... as a senior in 2016, went 5-of-7 in field goals and 18-of-18 in extra points ... also played soccer.

**Personal:** Born September 29, 1997 ... parents are Butch and Bev Smigel ... has two brothers- Jordan and Tyler- and two sisters- Alyson and Kelsey ... finance major.



#95

**BRENDAN SMITH**

DL | Fr. | 6-6 | 250

Debary, Fla.  
| University Orange City HS

**High School:** Played defensive end for coach Brian Kells at University Orange City HS.

**Personal:** Born December 8, 1999 ... parents are Tracy and David Smith ... has an older brother Jordan.



Nate Stewart

#2

NATE STEWART

WR | R-Jr. | 6-2 | 205

Bethlehem, Pa. | Pius X HS



Will wear jersey #2 this fall after wearing #15 for two seasons.

**As a Redshirt Sophomore (2018):** Played in 10 games with nine starts at wide receiver ... finished the season with 280 yards and a touchdown on 22 receptions ... joined the starting line-up in the win over Morgan State ... had a 15-yard reception ... in the stunning win at Northwestern, had three receptions for 22 yards ... At Iowa State, led the receivers with a career-high four receptions for a career-high 52 yards ... against Miami, put UA on the scoreboard in the second quarter with a 17-yard TD reception, the first touchdown of his career ... had two receptions for 32 yards at Buffalo ... had three receptions for 36 yards in the win at Kent State ... in the win over Central Michigan, had two receptions for 62 yards ... against Northern Illinois, had three receptions for 36 yards ... lettered.

**As a Redshirt Freshman (2017):** Played in eight games ... also saw action with the kickoff return unit ... had three receptions for 45 yards on the season ... had a nine-yard reception against Toledo in the MAC Championship game ... made a 32-yard catch against Iowa State ... had a four-yard reception at No. 6 Penn State ... lettered.

**As a Freshman (2016):** Redshirted.

**High School:** Four-time All-Conference selection ... 2014 All-State honoree ... played both sides of the ball for coach Phil Stambaugh at Pius X HS ... in prep career, had 42 receiving touchdowns, more than 200 catches and 2,000 yards ... defensively, had 11 interceptions and four kick returns ... participated in the Lehigh Valley Conference McDonald's All-Star game ... also a four-year letterwinner in basketball and track ... played in All-Star game for basketball.

**Personal:** Born June 16, 1998 ... parents are Natalie and Lester Stewart ... has a younger brother- Jalen- and two younger sisters- Keturah and Samaria ... media studies major.



#26

DENNARRIO STEWART

CB | Fr. | 5-11 | 170

Snellville, Ga. | Brookwood HS

**High School:** Two-year letterwinner for coach Phillip Jones at Brookwood Snellville HS ... as a senior, had 56 tackles, seven break-ups, two interceptions, one touchdown return, and a sack ... National Honor Society member.

**Personal:** Born January 13, 2001 ... parents are Minnarrow Stewart and Songonia Jackson ... electrical engineering major.

STEWART'S CAREER STATS

RECEIVING	G-GS	Rec	Yds	TD	Lg	Rec/G	Avg/C	Avg/G
2017	8-0	3	45	0	32	0.4	15.0	5.6
2018	10-9	22	280	1	56	2.2	12.7	28.0
TOTAL	18-9	25	325	1	56	1.4	13.0	18.1

KICK RET.	G-GS	No.	Yds	TD	Lg	Avg/R
2018	10-9	2	43	0	26	21.5

PLAYER BIOS



#92

**MICHAEL  
STUHLREER**

**DL | R-Jr. | 6-0 | 265**  
**Grosse Pointe, Mich.**  
**| Grosse Pointe South HS |**  
**Dakota College**

**As a Redshirt Sophomore (2018):** Played in one game ... saw action in the win over Morgan State ... assisted on a tackle for a loss of one yard.

**As a Sophomore (2017):** Redshirted.

**College: As a Freshman (2016):** Played in nine games as a true freshman for coach Dan Davis at Dakota College at Bottineau ... had 29 tackles, including 16 solo stops, three sacks, five TFL for a loss of 13 yards.

**High School:** All-Conference selection for coach Tim Brandon ... his senior year, team went 7-4 en route to the district final.

**Personal:** Born September 15, 1998 ... parents are Michael Stuhldreer and the late Michele Davis ... has two sisters- Bianca and Melanie- and a younger brother Andrué ... organizational supervision major.



#13

**KEYSHAWN  
SWANSON**

**DB | Fr. | 6-0 | 180**

**Pensacola, Fla.**  
**| West Florida HS**

**High School:** Three-star recruit by 247Sports.com ... played defensive back and wide receiver for coach Rhett Summerford at West Florida HS ... team went 6-4 in 2018 ... as a senior, had 53 tackles and three interceptions as well as almost 700 all-purpose yards ... participated in the 2018 Subway High School All-Star game for team West ... also participated in track.

**Personal:** Born September 29, 2000 ... parents are Sharnell and Marlon Swanson ... has a younger brother Adrian and a younger sister Shamari ... would like to pursue a career in the dental field ... expected to major in biology.



#17

**COREY  
THOMAS, Jr.**

**DB | Fr. | 6-4 | 200**

**Pittsburgh, Pa. | Penn Hills HS**

**High School:** Three-star recruit by 247Sports.com ... the No. 19 overall player in Pennsylvania ... No. 8 ranked Akron recruit all-time by 247Sports.com ... three-year letterwinner for coach Jon LeDonne at Penn Hills HS ... played safety, wide receiver, cornerback, and linebacker ... three-time All-5A Northern Conference selection ... team went 16-0 in 2018 en route to the WPIAL and state championship ... also won the 2016 WPIAL ... National Honor Society member.

**Personal:** Born August 29, 2000 ... parents are Bobbi Thomas and Corey Thomas, Sr. ... has a younger brother Cameron and sister Caidyn ... father coaches high school football ... expected to study business.



#30

**JARRED  
URAN**

**LB | Fr. | 6-2 | 195**

**Cincinnati, Ohio**  
**| La Salle HS**

**High School:** Two-star recruit by 247Sports.com ... played outside linebacker for coach Patrick McLaughlin at La Salle HS, one of the best programs in the state ... GCL Linebacker of the Year ... first-team All-GCL ... first-team All-District ... second-team All-State ... Skyline Chili Crosstown Showdown MVP vs. Colerain ... as a senior, had 95 tackles, five break-ups, three forced fumbles, and two fumble recoveries.

**Personal:** Born June 19, 2000 ... parents are Angie and Chris Uran ... has two brothers- Derek and Graham- and a sister Alana ... business major.



#20

**KEVIN WALLS**

WR | Fr. | 6-6 | 215

Westlake, Ohio | Westlake HS

**High School:** Played wide receiver and free safety for coach Jason Hall at Westlake HS ... as a senior, had 32 receptions for 587 yards and seven touchdowns ... also played center for the basketball team ... outstanding track athlete ... All-District ... two-time regional champion in the 100 meters (11.0) and two-time state qualifier in the 4x100.

**Personal:** Born April 16, 2001 ... parents are Renee Walls and Phillip Walls ... has two brothers- Shawn and Phillip ... cyber security major.



#8

**JOSH WARD**

DE | R-Sr. | 6-2 | 225

Delray Beach, Fla.  
| American Heritage HS

2019 preseason fourth-team All-MAC by Athlon Sports and Phil Steele.

**As a Redshirt Junior (2018):** Played in all 12 games with 11 starts at defensive end ... had 33 tackles, 7.0 TFL, 4.0 sacks, and two forced fumbles on the season ... in the win over Morgan State, had two solo tackles and a sack for a loss of five yards ... in the stunning win at Northwestern, had three tackles, an eight-yard sack, and a forced fumble which was recovered by Ulysees Gilbert for a touchdown ... against Miami, had three tackles, a TFL, and a forced fumble ... in the win over Central Michigan, had two tackles and a hurry ... against Northern Illinois, had six tackles and assisted on a sack for a loss of four yards ... at Eastern Michigan, had three tackles ... had five tackles at Ohio ... at South Carolina, had three tackles, assisting Jamal Davis on a 10-yard sack ... lettered ... wore jersey #8 this fall after wearing #52 for two seasons.

**As a Redshirt Sophomore (2017):** Played in all 14 games with one start at defensive end ... finished with 25 tackles, three hurries, and a break-up ... in the Boca Raton Bowl, had three tackles ... had four tackles at Toledo ... in the win at Western Michigan, had two tackles ... in the MAC win at Bowling Green, had three tackles, a break-up, and a hurry ... four tackles against Iowa State ... had two solo stops at No. 6 Penn State ... lettered.



Josh Ward

PLAYER BIOS

**As a Redshirt Freshman (2016):** Played in all 12 games ... also saw action on the punt and kickoff return units ... on the season, had six tackles, 1.5 sacks, and a forced fumble ... at Ohio, had his first career sack in the second quarter for a loss of six yards ... also forced a fumble ... had two tackles in the win at Marshall ... lettered.

**As a Freshman (2015):** Scout Team Defensive Player of the Year ... red-shirted.

**High School:** Four-year letterwinner at linebacker and defensive end for coach Stacey Sizemore at American Heritage HS ... Max Preps All-American ... All-County selection ... Defensive Player of the Year ... helped team to the 2011 state championship ... as a senior, had 81 tackles and 24 sacks.

**Personal:** Born December 29, 1996 ... parents are Brad and Janet Ward ... has two sisters- Patricia and Melissa ... would like to go to law school ... sales management major.

**WARD'S CAREER STATS**

DEF	G-GS	UA	A	Total	TFL	Sacks	INT	PBU	FF	FR	Blkd
2016	12-0	2	4	6	1.5-8	1.5-8	0	0	1	0	
2017	14-1	12	13	25	1.0-6	0.0-0	0	1	0	0	0
2018	12-11	18	15	33	7.0-34	4.0-31	0	0	2	0	0
<b>TOTAL</b>	<b>38-12</b>	<b>32</b>	<b>32</b>	<b>64</b>	<b>9.5-48</b>	<b>5.5-39</b>	<b>0</b>	<b>1</b>	<b>3</b>	<b>0</b>	<b>0</b>



#14

A.J.  
**WATTS**

DB | Fr. | 6-1 | 185

Columbus, Ga. | Carver HS

**High School:** Three-star recruit by 247Sports.com ... played safety for coach Calvin Arnold at Carver HS ... as a senior, had 46 tackles, including 37 solo stops, five interceptions, two forced fumbles, and a fumble recovery ... team won 9-2 overall and 7-1 in conference play in 2018 ... also played basketball ... All-State selection ... averaged 22.0 points per game ... had offers for basketball as well.

**Personal:** First name is Anthony ... born May 8, 2001 ... parents are Anthony Watts, Sr., and Shakera Craig Watts ... has three brothers- Antwone, Antonio, and Antavious ... sport management major.



#9

DEMETRICK  
**WATTS II**

LB | Jr. | 6-3 | 215

Riverside, Calif. | Hillcrest HS  
| Humboldt State

**College:** Played two seasons at middle linebacker at Humboldt State ... team captain ... as a sophomore in 2018, led team with 95 tackles, 6.0 TFL, 4.0 sacks for a loss of 22 yards, two hurries, a break-up, and an interception ... as a redshirt freshman in 2018, played in nine games ... had 28 tackles, a sack, and a break-up.

**High School:** Three-year letterwinner at linebacker and running back for coach John Bandom at Hillcrest HS ... two-time All-River Valley League selection ... Citrus Belt League Athlete of the Year ... as a senior, had 120 tackles, 11 TFL, six sacks, 1100 rushing yards and 16 touchdowns ... participated in the 2016 California Classic All-Star game ... twice selected as the Linebacker MVP.

**Personal:** Born September 21, 1997 ... parents are Demetrick Watts and Kimberly Turner ... has two brothers- Darian and Charlie- and three sisters- Zhane, Mya, and Makayla ... expects to study sports management.



#11

KEYONDRE  
**WHITE**

RB | So. | 5-10 | 235

Fort Lauderdale, Fla.  
| Dillard HS

**As a Freshman (2018):** Played in seven games ... finished with the season 81 yards and a touchdown on 23 carries ... made his collegiate debut in the win over Morgan State ... had three carries for 11 yards ... against Miami, had three carries for 10 yards ... had a three-yard reception at Buffalo ... in the win at Kent State, put UA on the scoreboard with a one-yard rushing touchdown in the first quarter, the first touchdown on his collegiate career ... in the win over Central Michigan, had two carries for five yards ... was the top rusher with 56 yards on 13 carries at South Carolina ... lettered ... enrolled at Akron in January 2018.

**High School:** Three-star prospect as a senior for coach Ricky Hemingway from Dillard HS ... ranked 47th-best back nationally ... finished prep career with 271 carries for 2,896 yards and 30 touchdowns ... named All-County as a senior and junior ... selected for the Offense vs. Defense Bowl but could not participate due to early college enrollment ... played sophomore and junior seasons for coach Dameon Jones at Chaminade-Madonna Prep in Hollywood, Fla. ... also ran track ... Honor Roll every semester.

**Personal:** Born January 18, 2000 ... parents are Lakisha Jenkins and Jamaal White ... has a younger brother Keyshawn White and a younger sister Taliyah Jenkins ... grandmother is Valerie Lovett ... criminology/criminal justice major.

**WHITE'S CAREER STATS**

RUSHING	G-GS	Att	Yds	TD	Lg	Rec/G	Avg/C	Avg/G
2018	7-0	23	81	1	11	3.5	11.6	
RECEIVING	G-GS	Rec	Yds	TD	Lg	Rec/G	Avg/C	Avg/G
2018	7-0	1	3	0	3	3.0	0.4	



**Andre Williams**



#19

**ANDRE WILLIAMS**

WR | Jr. | 5-10 | 185

Orlando, Fla. | Winter Park HS

2019 preseason second-team All-MAC by Phil Steele and third-team All-MAC by *Athlon Sports*.

**As a Sophomore (2018):** Recipient of the Harry "Doc" Smith Award ... played in 11 games with 10 starts at wide receiver ... Zips' leading receiver with 649 yards and six touchdowns on 46 receptions ... earned his first appearance in the starting line-up in the win over Morgan State ... finished with four receptions for 46 yards and a touchdown ... his 32-yard TD was just the second in his young career ... in the stunning win at Northwestern, had three receptions for 85 yards and a touchdown, including a 56-yard catch ... put UA on the scoreboard at Iowa State with a 26-yard touchdown reception (from Kato Nelson) in the first quarter ... finished with two receptions for 45 yards ... led the Zips against Miami with a career-high seven receptions for 66 yards ... at Buffalo, led the Zips with 47 yards on three receptions ... in the win at Kent State, led the Zips with 72 yards and a touchdown in overtime ... in the win over Central Michigan, led the Zips with five receptions for 50 yards ... against Northern Illinois, led UA with a career-high eight receptions for a career-high 129 yards and a touchdown ... had 90 yards receiving in the first half alone ... it marked the first 100-yard receiving game of his young career ... had two receptions for 24 yards against Bowling Green ... led UA at Ohio with 81 yards and a touchdown on seven receptions ... lettered.

**As a Freshman (2017):** Played in 12 games ... one of just seven true freshmen to see game action ... also saw action with the kickoff return unit ... finished with four receptions for 70 yards on the season ... in the MAC Championship game against Toledo, had a 37-yard reception ... made a 20-yard catch in the win over Ohio ... had two receptions for 13 yards at Miami ... lettered.

**High School:** Four-year letterwinner at wide receiver and defensive back for coach Tim Shifflet at Winter Park HS ... All-Conference selection ... as a senior, rushed for 500 yards, had 500 receiving yards on 40 catches, and 15 touchdowns ... also played basketball.

**Personal:** Born January 12, 1999 ... parents are Michelle Burris and Adam Williams ... has a younger sister–Arianna– and a younger brother–Aaden ... sport management major.



#38

**JONAH WIELAND**

P | R-So. | 6-1 | 215

Hudson, Ohio | Hudson HS

**As a Redshirt Freshman (2018):** Did not see game action.

**As a Freshman (2017):** Redshirted.

**High School:** Two-year letterwinner at punter for coach Jeff Gough ... first-team All-Ohio, All-Surburban League, and All-Inland District selection in 2016 ... helped team to back-to-back Suburban League and Regional championships ... averaged 41.5 yards per punt ... had 118 career punts with 51 landing inside the 20 ... as a senior, averaged 43.6 yards per punt ... punted 62 times with 35 inside the 20.

**Personal:** Born September 11, 1999 ... parents are John and Laura Wieland ... has a younger sister, Julia ... father played soccer for two seasons at Cleveland State ... economic data and science major.

**WILLIAMS' CAREER STATS**

RECEIVING	G-GS	Rec	Yds	TD	Lg	Rec/G	Avg/C	Avg/G
2017	12-0	4	70	0	37	0.3	17.5	5.8
2018	11-10	46	649	6	56	4.2	14.1	59.0
TOTAL	23-10	50	719	6	56	2.2	14.4	31.3

PLAYER BIOS




#90

**BRYCE WILSON**

DL | Fr. | 6-3 | 265

Lilburn, Ga. | Parkview HS



#26

**MAVERICK WOLFLEY**

TE | R-So. | 6-3 | 240

Morgantown, W.Va. | Morgantown HS | West Virginia

**High School:** Three-star recruit by 247Sports.com ... team captain ... played defensive end and quarterback for coach Eric Godree at Parkview HS ... 2018 Honorable Mention All-State selection ... All-Region pick ... helped team to an 11-1 overall record and perfect 6-0 record in regional play in 2018 ... as a senior, had 38 tackles, including 22 tackles, 2.0 sacks, six hurries, and one break-up ... participated in the GACA All-Star Game ... also played basketball and participated in track ... National Honor Society member.

**Personal:** Born September 21, 2000 ... parents are Khacya Wilson and Brandon Wilson ... has two brothers- Kobe and Roman ... sport management major.

**As a Redshirt Freshman (2018):** Played in all 12 games with one start at tight end ... on the season, had four receptions for 58 yards and a touchdown ... in his collegiate debut, had a six-yard reception in the win over Morgan State ... in the stunning win at Northwestern, caught one pass- a 26-yard touchdown, the first of his collegiate career ... made his first appearance in the starting line-up at Buffalo ... had an 18-yard reception ... had a 10-yard reception against Bowling Green ... lettered ... named the Unsung Hero on offense following spring drills.

**As a Freshman (2017):** Sat out the 2017 season per the NCAA transfer rules.

**College:** Enrolled at West Virginia following high school (spring 2017) ... transferred to Akron before fall camp 2017.

**High School:** Three-year letterwinner at linebacker and running back for coach Matt Lacey at Morgantown HS ... finished prep career with 302 tackles and five sacks ... as a senior in 2016, had 89 tackles, two sacks, and 12 TFL ... Honorable Mention All-State and an All-OVAC selection ... helped Morgantown to a 10-3 record, advancing to the state semifinals ... as a junior and sophomore, second-team All-State and an All-OVAC selection ... also lettered in basketball.

**Personal:** Born December 31, 1997 ... parents are Dale and Kathleen Wolfley ... has three brothers- Stone, Jaden, and Kyle- and a younger sister, Talley ... father and brother Stone played football at West Virginia ... father was a standout performer on the offensive line for WVU on the 1988 team that played for the national championship ... Uncle Ron Wolfley was also a former Mountaineer standout at fullback and for almost 10 years in the NFL, including four years as an NFL Pro Bowl selection ... Grandfather Ray Mansfield started at the University of Washington and played 14 years in the NFL, including 13 with the Pittsburgh Steelers ... criminology and criminal justice major.



Maverick Wolfley

**WOLFLEY'S CAREER STATS**

RECEIVING	G-GS	Rec	Yds	TD	Lg	Rec/G	Avg/C	Avg/G
2018	12-1	4	58	1	24	0.3	14.5	4.8
KICK RET.	G-GS	No.	Yds	TD	Lg	Avg/R		
2018	12-1	2	16	0	13	8.0		

COACHING STAFF





# TOM ARTH

Head Coach

First Season at Akron  
Seventh Season Overall  
John Carroll University '03

Former NFL quarterback and Ohio native Tom Arth was named the Zips' head football coach on December 14, 2018. Arth is the Zips' 28th all-time head coach and just the eighth person to hold the position since 1960. He is also just the sixth head coach for the Zips since moving up to Division I in 1987.

"I'm impressed with Coach Arth's emphasis on the success of students in academics as well as athletics, and his commitment to excellence in all areas," Interim University of Akron President John C. Green said. "His record fits UA's priorities well: success in the classroom, in the community, and in competition on the field."

"We are excited to welcome Tom Arth to the University of Akron," Director of Athletics Larry Williams said. "Tom's experience in leading two programs and his ties to Northeast Ohio made him the exceptional candidate to elevate our program. Not only does Tom have a tremendous football IQ, but he cares deeply about the student-athletes and their future endeavors."

"Having the opportunity to return to Northeast Ohio and to coach at the University of Akron is so special and my wife Lauren and I are so grateful to Dr. Green, Larry Williams, and the entire staff at the University of Akron for believing in me," Arth said. "I am both excited and motivated by the challenges ahead to lead our program and student-athletes to great success on the field and off."

Arth takes the reins at Akron after two seasons at the University of Tennessee at Chattanooga. During his tenure, Arth hit the ground running, putting together a top-notch staff that went out and secured one of the best recruiting classes in the Football Championship Subdivision in less than two months. He mixed a talented roster of returners with some outstanding newcomers in 2017.

He followed up his first season with the Mocs with the top recruiting class in the Southern Conference. He entered the 2018 season with a solid core of experienced returners.

In four seasons at John Carroll University, his alma mater, Arth owned a 40-8 overall record while guiding the Blue Streaks to three postseason appearances. His building of the John Carroll program was high-



## THE TOM ARTH FILE

### PERSONAL

Born: May 11, 1981 (age 38)  
Hometown: Cleveland, Ohio  
Family: wife Lauren, daughters- Caroline (13), Kate (9), Elizabeth (4); sons- Tommy (11), Patrick (7)  
Education: John Carroll University [1999-03]  
Bachelor's in physical education

### PLAYING CAREER

1995-98 St. Ignatius High School (Cleveland)  
1999-02 John Carroll University  
2003-05 Indianapolis Colts  
2004 Scottish Claymores (NFL Europe)  
2005 Hamburg Sea Devils (NFL Europe)  
2006 Green Bay Packers  
2007 Toronto Argonauts (CFL)  
2007 Grand Rapids Rampage (AFL)  
2008 Georgia Force (AFL)

### COACHING CAREER

2010-12 Assistant coach, John Carroll University  
2013-16 Head coach, John Carroll University  
2017-18 Head coach, University of Tennessee at Chattanooga  
2019-present Head coach, University of Akron

### COLLEGIATE HEAD COACHING RECORD

Year	School	Record	Conference	Notable
2013	John Carroll	9-2	8-1   2nd OAC	NCAA Division III First Round
2014	John Carroll	11-2	8-1   2nd OAC	NCAA Division III Quarterfinal
2015	John Carroll	8-2	7-2   2nd OAC	
2016	John Carroll	12-2	9-0   1st OAC	NCAA Division III Semifinal
<b>John Carroll Totals (4 yrs.)</b>		<b>40-8</b>	<b>32-4</b>	<b>5-3 in Division III playoffs</b>
2017	UT Chattanooga	3-8	3-5   T6th SoCon	
2018	UT Chattanooga	6-5	4-4   T5th SoCon	
<b>UT Chattanooga Totals (2 yrs.)</b>		<b>9-13</b>	<b>7-9</b>	
<b>Career Totals (6 yrs.)</b>		<b>49-21</b>	<b>39-13</b>	

### HONORS

2016 NCAA Division III National Coach of the Year  
2016 Ohio Athletic Conference Coach of the Year  
2013 NCAA Division III Regional Coach of the Year  
2013 Ohio Athletic Conference co-Coach of the Year  
2011 D3Football.com's All-Decade Team  
2002 Unanimous All-American  
2001 Unanimous All-American

COACHING STAFF

lighted by road victories over two No. 1 ranked opponents in Mount Union and Wisconsin-Whitewater.

The 2016 Ohio Athletic Conference Coach of the Year guided the Blue Streaks to the NCAA Division III Playoffs for the third time in his four-year tenure. In the four seasons under Arth's leadership, John Carroll was among the nation's elite, finishing inside the top 25 every season including top 5 finishes in 2016 (No. 3) and 2014 (No. 5).

John Carroll won the league's automatic bid for the first time in school history in 2016, breaking Mount Union's run of 24 consecutive OAC titles. The Blue Streaks finished the season ranked No. 3 in the nation, tying a school record with a 12-2 overall tally and a 9-0 mark in league action. It was their first outright conference championship since 1989.

After graduating from JCU in 2003, Arth spent three seasons as a backup quarterback to Peyton Manning with the Indianapolis Colts. He spent part of those years playing in NFL Europe and was on the preseason roster with the Green Bay Packers in 2006.

Arth returned to John Carroll in 2010, where he assisted for three seasons before taking the reins as head coach in 2013. His roles included director of football operations, co-offensive coordinator, assistant recruiting coordinator and quarterbacks coach.

In the four seasons prior to Arth becoming head coach, JCU was 19-21. His squads averaged 10 wins per season since. Arth earned NCAA Division III Regional Coach of the Year honors after a 9-2 record in his first season in 2013. Those nine wins were the most by a first-year JCU head coach, and the Blue Streaks climbed into the top 25 in the national polls.

The 2014 team made it back to the DIII playoffs, giving John Carroll back-to-back appearances for the first time in school history. His charges matched a school record soaring to a No. 5 national ranking, while advancing to the quarterfinals with an 11-2 record. The 2015 squad won eight of 10 games, marking the first time since 1996-98 JCU had three-straight eight-win seasons.

A native of Cleveland, Arth earned a bachelor's degree in physical education from John Carroll in 2003 where he played quarterback. A unanimous All-American as a junior and senior, he set 18 school records. As a senior in 2002, he guided JCU to a 12-2 record, and East region championship, and a berth in to the NCAA Division III national semifinals for the first time in program history. He is a graduate of Cleveland's St. Ignatius High School.

Arth, 38 (born May 11, 1981), and his wife Lauren have five children—Caroline, Tommy, Kate, Patrick, and Elizabeth.

**TOM ARTH'S POSTSEASON HISTORY (12)**

Bowl	Date	Result
DIII 1st Round	Nov. 23, 2002	John Carroll 27, Hobart 7
DIII 2nd Round	Nov. 30, 2002	John Carroll 21, Muhlenberg 10
DIII Quarterfinal	Dec. 7, 2002	John Carroll 16, SUNY Brockport 10 (ot)
DIII Semifinal	Dec. 14, 2002	Mount Union 57, John Carroll 19
DIII 1st Round	Nov. 23, 2013	St. John Fisher 25, John Carroll 16
DIII 1st Round	Nov. 22, 2014	John Carroll 63, Centre 28
DIII 2nd Round	Nov. 29, 2014	John Carroll 14, Wheaton 12
DIII Quarterfinal	Dec. 6, 2014	Mount Union 36, John Carroll 28
DIII 1st Round	Nov. 19, 2016	John Carroll 37, Olivet 12
DIII 2nd Round	Nov. 26, 2016	John Carroll 20, Wesley 17
DIII Quarterfinal	Dec. 3, 2016	John Carroll 31, #1 UW-Whitewater 14
DIII Semifinal	Dec. 10, 2016	#4 UW-Oshkosh 10, John Carroll 3



COACHING STAFF

## WHAT THEY'RE SAYING ABOUT TOM ARTH

"I was fortunate to have Tom Arth as a teammate for a few seasons with the Colts as well as an instructor at our passing camp. With his football knowledge and work ethic, it was easy to see that Tom had the makings of a successful head coach. I congratulate Tom and wish him the best at the University of Akron."

**Peyton Manning**  
Retired Quarterback  
Indianapolis Colts | Denver Broncos

"I had a chance to see Tom Arth on a daily basis when he was a quarterback with the Colts and have followed his coaching career thereafter. Tom has the unique ability to combine his knowledge of football with his understanding of how to build a winning culture. He possesses all the traits you look for in a leader. This is an exciting time for Akron football."

**Tom Telesco**  
General Manager  
Los Angeles Chargers

"Congratulations to the University of Akron, the Akron Athletics Department, and Tom Arth on the recent hiring to lead their football program. Tom is an outstanding person and leader with a track record of success both as a player and a coach. Tom has had a positive impact in all of his stops in developing a winning culture on all levels. The Zips are in good hands with Tom Arth as their head football coach."

**Nick Caserio**  
Director of Player Personnel  
New England Patriots

"I've watched Tom Arth grow from the good little quarterback out of St. Raphael's at the youth camps in Cleveland that I would help at, to the successful quarterback at St. Ignatius, John Carroll and Colts, to the fantastic coach he is today. He was a smart kid who learned from the great coaches here in Cleveland. With that background and the facilities he has to work with at the University of Akron, I know he will elevate that football program to championship levels of success. We expect, and we will win, on and off the field."

**Bernie Kosar**  
Retired Quarterback  
Cleveland Browns

## TOM ARTH'S CAREER HEAD COACHING RESULTS

### JOHN CARROLL

#### 2013 (9-2 overall, 8-1 OAC)

NCAA Division III Playoffs		
at St. Norbert	41-0	W
*at Baldwin Wallace	27-7	W
*OTTERBEIN	28-0	W
*CAPITAL	54-0	W
*at Marietta	62-7	W
*MUSKINGUM	41-9	W
*at Ohio Northern	47-0	W
*at Wilmington	63-3	W
*HEIDELBERG	48-7	W
*at Mount Union	34-42	L
NCAA First Round		
ST. JOHN FISHER	16-25	L

#### 2014 (11-2 overall, 8-1 OAC)

NCAA Division III Playoffs		
ST. VINCENT	44-0	W
*HEIDELBERG	43-16	W
*BALDWIN WALLACE	45-7	W
*at Ohio Northern	17-10	W
*at Wilmington	69-0	W
*MARIETTA	80-0	W
*CAPITAL	71-7	W
*at Muskingum	62-14	W
*OTTERBEIN	66-13	W
*at Mount Union	24-31	L
NCAA First Round		
CENTRE	63-28	W
NCAA Second Round		
at Wheaton	14-12	W
NCAA Quarterfinal		
at Mount Union	28-36	L

#### 2015 (8-2 overall, 7-2 OAC)

at St. Vincent	26-3	W
*at Heidelberg	23-16	W
*at Baldwin Wallace	17-14	W
*OHIO NORTHERN	27-30	L
*WILMINGTON	62-14	W
*at Marietta	35-10	W
*at Capital	48-0	W
*MUSKINGUM	30-0	W
*at Otterbein	42-13	W
*MOUNT UNION	3-36	L

#### 2016 (12-2 overall, 9-0 OAC)

NCAA Division III Playoffs		
at Wisconsin-Oshkosh	14-33	L
*BALDWIN WALLACE	17-10	W
*HEIDELBERG	42-14	W
*at Wilmington	67-7	W
*MARIETTA	42-7	W
*at Ohio Northern	20-16	W
*CAPITAL	56-0	W
*at Muskingum	31-3	W
*OTTERBEIN	49-6	W
*at #1 Mount Union	31-28	W
NCAA First Round		
OLIVET	37-12	W
NCAA Second Round		
WESLEY	20-17	W
NCAA Quarterfinal		
at #1 Wisconsin-Whitewater	31-14	W
NCAA Semifinal		
at #4 Wisconsin-Oshkosh	3-10	L



### UT CHATTANOOGA

#### 2017 (3-8 overall, 3-5 SoCon)

vs. #5 Jacksonville State	13-27	L
at LSU	10-45	L
UT MARTIN	7-21	L
*at VMI	63-7	W
*WESTERN CAROLINA	7-45	L
*FURMAN	17-41	L
*at Mercer	10-30	L
*THE CITADEL	13-20	L
*at #8/9 Samford	23-021	W
*at #8/9 Wofford	21-24 (2ot)	L
*ETSU	10-3	W

#### 2018 (6-5 overall, 4-4 SoCon)

TENNESSEE TECH	34-10	W
*at The Citadel	29-28 (ot)	W
at UT Martin	34-24	W
*#17 SAMFORD	27-20	W
*at ETSU	14-17	L
#6/7 WOFFORD	10-21	L
*WESTERN CAROLINA	26-6	W
*VMI	34-27	W
*at Furman	10-16	L
*MERCER	9-13	L
at South Carolina	9-49	L





COACHING STAFF



**MATT FEENEY**

**Defensive Coordinator | ILB**  
**First Season at Akron**  
**Sixth Season Overall**  
*John Carroll '14*

Matt Feeney enters his first season as the defensive coordinator and inside linebackers coach in 2019 at the University of Akron.

He followed head coach Tom Arth from the University of Tennessee at Chattanooga after two seasons. Feeney served as the Mocs' defensive coordinator in 2018 after coaching the linebackers in 2017. In 2018, Feeney's defense was ranked No. 1 in the Southern Conference in scoring defense (18.5), pass defense (172.0), interception return average (31.9), interception return yards (31.9), fumble returns (20.0), rumbles recovered (20.0), and red zone defense (68.0). Senior defensive lineman Isaiah Mack was named the consensus 2018 Southern Conference Defensive Player of the Year, while six of Feeney's Mocs earned defensive All-Conference honors- Mack, DB Brandon Dowdell, DB Kareem Orr, DL Derek Mahaffey, LB Marshall Cooper, and DL Devonsha Marshall. Mack, who was selected to play in the NFLPA game, was named to Phil Steele's FCS All-American first team and *Athlon Sport's* FCS All-American squad. Maxwell was named first-team Freshman All-America by Phil Steele. Mack and Orr signed with the Tennessee Titans as undrafted free agents.

In 2017, Feeney helped lead a UTC defensive side that was No. 1 in the Southern Conference and No. 25 in the FCS in total defense (326.4). Feeney coached first-year inside linebacker Tae Davis, no with the New York Giants. Signed as an undrafted free agent, Davis played in four games with four starts as a rookie. In his first season at linebacker as a senior in 2017, Davis played in nine games and let the team with 74 tackles, including 42 solo stops. He played in the NFLPA game.

Prior to joining Chattanooga's program, he spent three seasons on Arth's staff at John Carroll University.

Feeney was a standout linebacker and team captain for the Blue Streaks from 2010-13, earning the Gene Slaughter Most Outstanding Linebacker Award as a senior as the top linebacker in the Ohio Athletic Conference.

After earning his degree in marketing in 2014, he stepped in as the linebackers coach at JCU. His first season, he coached Kevin Cope to a Gene Slaughter Award and All-American honors, while Jimmy King earned second-team All-League honors.

In 2015, Feeney helped Andy Bryan earn first-team All-OAC recognition, while also adding the duties of special teams co-coordinator. Mason Mckenrick also earned the Slaughter Award under Feeney's guidance. Mckenrick was the North Region Defensive Player of the Year and a first-team All-America selection. The Blue Streaks' defense finished in the Top 15 in the nation each of his last three years at John Carroll.

Feeney is married to the former Katie Yoho. The couple has a daughter, Ara, born on May 15, 2018.



**FEENEY'S YEAR-BY-YEAR COACHING EXPERIENCE**

Years	School (Position)
2014	John Carroll (linebackers)
2015-16	John Carroll (special teams coordinator   linebackers)
2017	UT Chattanooga (linebackers)
2018	UT Chattanooga (defensive coordinator)
2019-	Akron (defensive coordinator   inside linebackers)

**FEENEY'S POSTSEASON HISTORY (8)**

Bowl   Round	Date	Result
DIII 1st Round	Nov. 23, 2013	St. John Fisher 25, John Carroll 16
DIII 1st Round	Nov. 22, 2014	John Carroll 63, Centre 28
DIII 2nd Round	Nov. 29, 2014	John Carroll 14, Wheaton 12
DIII Quarterfinal	Dec. 6, 2014	Mount Union 36, John Carroll 28
DIII 1st Round	Nov. 19, 2016	John Carroll 37, Olivet 12
DIII 2nd Round	Nov. 26, 2016	John Carroll 20, Wesley 17
DIII Quarterfinal	Dec. 3, 2016	John Carroll 31, #1 UW-Whitewater 14
DIII Semifinal	Dec. 10, 2016	#4 UW-Oshkosh 10, John Carroll 3



COACHING STAFF



# TOMMY ZAGORSKI

**Offensive Coordinator | OL**  
**First Season at Akron**  
**12th Season Overall**  
**Case Western Reserve '07**



Tommy Zagorski enters his first season as the offensive coordinator and offensive line coach in 2019 at the University of Akron.

He served as the assistant head coach/OC/TE/OT at Eastern Kentucky for three seasons (2016-18). Zagorski joined the EKU staff in January 2016 as the tight ends and offensive tackles coach. Zagorski and the Colonels finished the 2018 campaign on a four-game win streak, averaging 31.3 points and 372.3 yards. They were balanced, averaging 163.5 rushing yards and 208.8 passing yards. Five offensive players made Phil Steele's All-OVC Team.

In his first season, Zagorski helped tight end Dan Crimmins earn a spot on the Ohio Valley Conference All-Newcomer team. Crimmins was third on the team in receptions and yards, and tied for second for receiving touchdowns. He ranked seventh in the conference with 15.62 yards per reception.

In year two with the Colonels, Zagorski coached tight end Dan Paul to first team All-OVC honors. Paul concluded the season with 41 receptions for 407 yards and caught one touchdown pass. He had more catches and yards than any other tight end in the conference.

Zagorski helped the offense put 60 points on the board as the Colonels tied the school record for points in a game during a 67-30 victory at Austin Peay in 2016. For the season, EKU finished among the top-50 teams in the nation in offensive yards (399.1 ypg) and was 32nd in passing offense at 247.6 yards per game. In 2017, Eastern led the conference in passing yards.

His work with the tight ends and tackles helped an offensive line that ranked among the top-50 in the nation in sacks allowed. The group did an even better job protecting the quarterback in 2017, leading the conference and finishing fifth in the country in fewest sacks allowed, giving up just eight in 11 games.

Zagorski was the assistant offensive line coach at Tennessee during the 2015 season. In 2015, the Vols finished second in the SEC in rushing (223.7 yards per game) and third in the league in scoring with 457 points. The offensive line paved the way for 2,908 rushing yards, UT's most since 1951, led by All-SEC picks Kyler Kerbyson and Dylan Wiseman and Freshman All-American Chance Hall. The Vols won the 30th Outback Bowl, defeating Northwestern 45-6.

Prior to his season with the Vols, Zagorski spent seven seasons working in a variety of roles at John Carroll University. From 2010 to 2014 he was the offensive coordinator while also coaching the offensive line, tight ends and kickers. In 2014 he was a finalist for the FootballScoop.com NCAA Division III Coordinator of the Year Award. The 2014 Streaks ended the year ranked fifth in the D3football.com Top 25, matching the highest-ever national ranking by the Blue Streaks. Fifteen team and 12 individual single-season records were matched or set that year, as well as the second most points in school history with an 80-0 victory over Marietta. Three players earned All-America honors, seven were All-Region picks, and 10 All-Conference were selections while finishing in the quarterfinals of the NCAA playoffs.

## ZAGORSKI'S YEAR-BY-YEAR COACHING EXPERIENCE

Years	School (Position)
2008-09	John Carroll (graduate assistant)
2010-14	John Carroll (offensive coordinator   O-line   TE   K)
2015	Tennessee (assistant offensive line)
2016	Eastern Kentucky (tight ends   offensive tackles)
2017-18	Eastern Kentucky (assistant head coach   offensive coordinator)
2019-	Akron (offensive coordinator   offensive line)

## ZAGORSKI'S POSTSEASON HISTORY (7)

Bowl   Round	Date	Result
DIII 1st Round	Nov. 17, 2007	Case Western Reserve 21, Widener 20
DIII 2nd Round	Nov. 24, 2007	Wabash 38, CWRU 23
DIII 1st Round	Nov. 23, 2013	St. John Fisher 25, John Carroll 16
DIII 1st Round	Nov. 22, 2014	John Carroll 63, Centre 28
DIII 2nd Round	Nov. 29, 2014	John Carroll 14, Wheaton 12
DIII Quarterfinal	Dec. 6, 2014	Mount Union 36, John Carroll 28
Outback Bowl	Jan. 1, 2016	Tennessee 45, Northwestern 6



A four-time captain, Zagorski was an All-Region and All-Conference performer at Case Western Reserve University. The 2007 Spartans won the UAA Conference title and advanced to the round of 16 in the NCAA playoffs. He earned a bachelor's degree in sociology in 2007. He completed a master's in school counseling at John Carroll in 2010.

A native of Newburgh Heights, Ohio, Zagorski, 34, is a graduate of Benedictine High School. He is married to the former Analee Canlas.



**BRIAN COCHRAN**

**Defensive Line**  
**First Season at Akron**  
**26th Season Overall**  
*John Carroll '90*

Brian Cochran enters his first season as the defensive line coach in 2019 at the University of Akron.

He served as the defensive line coach at Kent State in 2018 where he coached second-team All-MAC defensive lineman Kalil Morris.

Cochran held the same position at Chattanooga in 2017. The Mocs led the Southern Conference in total defense allowing just 326.4 yards per game and 309.6 yards per contest in conference games. Chattanooga also led the SoCon in pass defense and ranked second in first downs allowed.

He has spent 11 seasons in Northeast Ohio as a coach and four as a player at John Carroll University, serving in various roles including defensive line coach, defensive coordinator and recruiting coordinator. The Blue Streaks made three NCAA playoff appearances from 2013-16, including a semifinals appearance in 2016.

In 2016, JCU finished No. 13 in the nation in rushing defense and averaged more than three sacks per game.

In six of 10 seasons at JCU, Cochran served as defensive line coach, helping the Blue Streaks lead the nation in a several categories, including rushing defense and points allowed per game.

Prior to JCU, Cochran spent time as a head coach for Heidelberg University from 2003 to 2006 and an assistant coach at both MacMurray College (Ill.), and Ohio Northern University. In addition to football, he was the head coach of Heidelberg's wrestling program for two years, during his first stint with the Student Princes as an assistant football coach.

A 1990 graduate of John Carroll University, Cochran was an All-American nose tackle as a senior in 1989, helping earn the program's first NCAA Division III tournament bid. He earned a bachelor's degree in history in 1990. He was inducted into the JCU Athletic Hall of Fame on Sept. 30, 2011.

A native of Painesville, Ohio, Cochran, 51, earned a master's degree in education from Dayton in 1993.



COACHING STAFF

**COCHRAN'S YEAR-BY-YEAR COACHING EXPERIENCE**

<i>Years</i>	<i>School (Position)</i>
1991-93	Ohio Northern (assistant football coach   asst. wrestling coach)
1994-98	MacMurray (assistant football coach   head wrestling coach)
2001-02	Ohio Northern (defensive line)
2003-06	Heidelberg (head football coach   head wrestling coach)
2007-13	John Carroll (defensive coordinator)
2014	John Carroll (recruiting coordinator)
2016	John Carroll (recruiting coordinator   defensive line)
2017	UT Chattanooga (defensive line)
2018	Kent State (defensive line)
2019-	Akron (defensive line)

**COCHRAN'S POSTSEASON HISTORY (9)**

<i>Bowl   Round</i>	<i>Date</i>	<i>Result</i>
DIII 1st Round	Nov. 18, 1989	Dayton 35, John Carroll 10
DIII 1st Round	Nov. 23, 2013	St. John Fisher 25, John Carroll 16
DIII 1st Round	Nov. 22, 2014	John Carroll 63, Centre 28
DIII 2nd Round	Nov. 29, 2014	John Carroll 14, Wheaton 12
DIII Quarterfinal	Dec. 6, 2014	Mount Union 36, John Carroll 28
DIII 1st Round	Nov. 19, 2016	John Carroll 37, Olivet 12
DIII 2nd Round	Nov. 26, 2016	John Carroll 20, Wesley 17
DIII Quarterfinal	Dec. 3, 2016	John Carroll 31, #1 UW-Whitewater 14
DIII Semifinal	Dec. 10, 2016	#4 UW-Oshkosh 10, John Carroll 3



## CHRIS COOK

**Tight Ends | Offensive Tackles**  
**First Season at Akron**  
**Sixth Season Overall**  
**UT Chattanooga '09**

Chris Cook enters his first season in 2019 at the University of Akron as the Zips' tight ends/offensive tackles coach.

He followed head coach Tom Arth from the University of Tennessee at Chattanooga after two seasons. Cook served as the Mocs' tight ends/tackles coach. He added recruiting coordinator to his duties in 2018. A former UTC All-American, Cook helped TE Bailey Lenior to All-Southern Conference recognition in 2017.

Cook returned to his alma mater UTC after serving as the offensive quality control coordinator and assisting with the offensive line at East Carolina University.

A three-year letterwinner (2001-03) and All-American center for the Mocs in 2002. Cook was also named offensive MVP in 2002. He graduated from UTC with a bachelor's degree in communications and a minor in psychology in 2009.

After his college career, Cook pursued a professional football career playing in the Arena Football League - Kansas City Brigade (2007-09). Prior to signing with the Brigade, Cook worked out for the Chicago Bears, Philadelphia Eagles, Buffalo Bills, and Indianapolis Colts.

In 2015, Cook served as defensive line coach and was named defensive coordinator at Independence High School in Charlotte, N.C. prior to joining Scottie Montgomery's staff at ECU. He helped the Patriots to a second round NCHSAA playoff appearance. The defensive unit held opposing offenses to seven points or less six times in 2015, including two shutouts.

Cook served as director of the Boys & Girls Club - Teen Center in Raleigh, N.C. from 2010-15. During that time, he spent each year working with the Duke football staff at their high school prospect camps.

In 2009, he served as the defensive line coach at Weddington High School where he coached former University of Maryland defensive lineman Darius Kilgo, who was drafted in the sixth round by the Denver Broncos in 2015.

In the summers of 2018 and 2019, Cook was selected by the NFL for the Bill Walsh Diversity Coaching Fellowship. He worked with the Atlanta Falcons.

A native of Wingate, N.C., Cook, 37, and his wife Mandisa have two children, Mayor (5) and Paige (4).



### COOK'S YEAR-BY-YEAR COACHING EXPERIENCE

Years	School (Position)
2009	Weddington HS ( defensive line)
2015	Independence HS (defensive coordinator   defensive line)
2016	East Carolina (offensive quality control   asst. offensive line)
2017	UT Chattanooga (tight ends   offensive tackles)
2018	UT Chattanooga (tight ends   offensive tackles   recruiting coord.)
2019-	Akron (tight ends   offensive tackles)



COACHING STAFF



**JONATHAN COOLEY**

**Defensive Backs**  
**First Season at Akron**  
**Ninth Season Overall**  
*John Carroll '11*

Jonathan Cooley enters his first season in 2019 at the University of Akron as the Zips' defensive backs coach. He will handle the cornerbacks and nickels.

Cooley took over as secondary coach for Kent State in 2018.

He followed head coach Tom Arth to the University of Tennessee at Chattanooga for the 2017 season. Cooley served as the Mocs' defensive backs coach. The Mocs led the Southern Conference in total defense, allowing just 326.4 yards per game and 309.6 yards per contest in conference games. Chattanooga also led the SoCon in pass defense and ranked second in first downs allowed.

Prior to serving as defensive backs coach for the Mocs, Cooley was a defensive graduate assistant at Kentucky for two seasons (2015-16). The Wildcats finished tied for second in the SEC East and earned a bowl bid.

Before Kentucky, Cooley spent two seasons as secondary coach at his alma mater, John Carroll University. He helped the defense at JCU finish in the top five nationally in Division III both seasons.

Cooley's first coaching job came as a defensive backs coach and assistant special teams coordinator at Millikin University in 2011. He then coached safeties at Bluffton University in 2012 and served as the team's equipment manager.

Cooley was a four-year letterwinner and three-year starter at John Carroll, when he first came to Northeast Ohio. The defensive back finished in the Top 10 in career pass breakups for the Blue Streaks.

Cooley was elected as a Unity Council member in all four years at JCU and earned his bachelor's degree in finance in 2011. He went on to earn an M.B.A. from John Carroll in 2014. He completed work towards a second master's degree in sport leadership at Kentucky.

In 2019, Cooley was selected by the NFL for 2019 Bill Walsh Diversity Coaching Fellowship with the Los Angeles Rams.

A native of Columbus, Cooley, 29, resides in Cleveland.



**COOLEY'S YEAR-BY-YEAR COACHING EXPERIENCE**

Years	School (Position)
2011	Millikin (defensive backs   assistant special teams coordinator)
2012	Bluffton (safeties)
2013-14	John Carroll (secondary)
2015-16	Kentucky (graduate assistant)
2017	UT Chattanooga (defensive backs)
2018	Kent State (secondary)
2019-	Akron (defensive backs   corners   nickels)

**COOLEY'S POSTSEASON HISTORY (5)**

Bowl   Round	Date	Result
DIII 1st Round	Nov. 23, 2013	St. John Fisher 25, John Carroll 16
DIII 1st Round	Nov. 22, 2014	John Carroll 63, Centre 28
DIII 2nd Round	Nov. 29, 2014	John Carroll 14, Wheaton 12
DIII Quarterfinal	Dec. 6, 2014	Mount Union 36, John Carroll 28
TaxSlayer Bowl	Dec. 31, 2016	Georgia Tech 23, Kentucky 13

COACHING STAFF



**JAYDEN  
EVERETT**

**Running Backs**  
**First Season at Akron**  
**Ninth Season Overall**  
*Indiana State '09*

Jayden Everett enters his first season in 2019 at the University of Akron as the Zips' running backs coach.

He served as the running backs coach at Central Michigan during the 2017 and 2018 seasons. In 2017, then-sophomore Jonathan Ward emerged as a budding star under Everett's tutelage, rushing for 1,019 yards, rolling up 470 yards in receptions, and scoring 13 touchdowns. He became the first CMU back to rush for 1,000 yards since 2014.

Ward, who ranked second in the MAC with an average of 5.7 yards per carry, was among a slew of talented returnees with whom Everett worked. A 2018 USA Today preseason Top 25 running back, he was ranked No. 21, one of only two backs to rush for 1,000 yards and receive nearly 500 yards in 2017. Ward was also ranked No. 36 in the preseason on Athlon's Top 50 running backs lists. Overall, he finished 20th on the 2018 Top 25 List of MAC Players.

Before joining the Chippewas, Everett spent the previous four seasons as Indiana State's running backs coach, and he also served as ISU's recruiting coordinator in 2016. He assisted with the first emergence in the NCAA FCS playoffs since 1984. Everett developed 2015 Missouri Valley Conference Newcomer of the Year Roland Genesy as well as 2013 MVFC All-Newcomer LeMonte Booker, 2018 first-team All-Missouri Valley Jaquan Keys, and CFL's Shakir Bell who earned Parade All-America honors. In 2016, Genesy earned Honorable Mention All-Missouri Valley honors after finishing fourth in rushing on the fewest carries in the league.

Everett spent two seasons at Hutchinson Community College as the recruiting coordinator and running backs coach. He helped develop first round NFL Draft pick and All-Pro wide receiver Cordarrelle Patterson, who went on to play at the University of Tennessee before being drafted by the Minnesota Vikings.

Everett played linebacker for three seasons at Indiana State, and he was the team's co-Most Valuable Player and defensive captain as a senior. An All-Missouri Valley Conference Honorable Mention selection, he recorded 102 tackles as a senior, which ranked in the nation's Top 20.

Everett earned a bachelor's degree in psychology from Indiana State in 2009.

A native of Newton, Kan., Everett, 33, and his wife Susan have two children—Vera (4) and Kaenan (2).



**EVERETT'S YEAR-BY-YEAR COACHING EXPERIENCE**

Years	School (Position)
2011-12	Hutchison Community College (recruiting coord.   running backs)
2013-15	Indiana State (running backs)
2016	Indiana State (running backs   recruiting coordinator)
2017-18	Central Michigan (running backs)
2019-	Akron (running backs)

**EVERETT'S POSTSEASON HISTORY (3)**

Bowl   Round	Date	Result
FCS 1st Round	Nov. 29, 2014	Indiana St. 36, Eastern Kentucky 16
FCS 2nd Round	Dec. 6, 2014	UT Chattanooga 35, Indiana St. 14
Famous Idaho Potato	Dec. 22, 2017	Wyoming 37, CMU 14

COACHING STAFF





**SHELTON  
FELTON**

**Outside Linebackers | DE**  
**First Season at Akron**  
**14th Season Overall**  
**Troy '02**

Shelton Felton enters his first season as the outside linebackers and defensive ends coach in 2019 at the University of Akron.

He served as the quality control analyst at the University of Tennessee in 2018.

He was previously the outside linebackers coach for Chattanooga for two seasons. He was elevated to assistant head coach following the 2017 season. Felton helped guide UTC to the No. 1 defense in the Southern Conference. The Mocs were also No. 25 in the FCS in total defense (326.4 yds/game) last year.

Felton came to UTC after spending the previous two seasons as the head coach at Crisp County High School in Cordele, Ga. Named the first African-American head coach in school history, Felton's Crisp County team went 3-7 in his first year in 2015. He followed that with a school-record 13-1 in 2016. Felton was named the 2016 Georgia sports Writers Association Coach of the Year, Recruit GA Coach of the Year, and Region 1AAA Coach of the Year as well as the Georgia High School Football Daily Coach of the Week twice.

The Cougars went 10-0 in the regular season for the first time, and advanced to the state semifinals, also a first for the program. He also coached Markaviest Bryant (first in school history) and Quay Walker to All-America honors.

A veteran of the Georgia High School ranks, Felton spent two seasons at Colquitt County High School where he was the co-defensive coordinator and defensive line coach for the Georgia 6A championship team in 2014. Felton was named the 2014 GACA Assistant Coach of the Year for Georgia 6A.

He also spent three years as the defensive coordinator at Dooly County coaching future Auburn All-American Montravious Adams.

He began his career at Crisp County as the linebackers coach and defensive coordinator from 2005-09.

During his prep coaching career, Felton helped elevate more than 20-plus players into Division I football careers.

A native of Cordele, Ga., Felton was a defensive lineman at Troy from 1999-02, where he earned a bachelor's degree in social work in 2002 and a master's degree in education in 2008. He also earned an E.D.S. in physical education from Jacksonville State in 2012.

Felton, 39, and his wife Laquanda have four children: Alexius; Shelton, Jr.; Shemori; and Shelton III.



**FELTON'S YEAR-BY-YEAR COACHING EXPERIENCE**

Years	School (Position)
2005-09	Crisp County HS (defensive coordinator  linebackers)
2010-11	Dooly County HS (defensive coordinator)
2012-13	Colquitt County HS (co-defensive coordinator   defensive line)
2015-16	Crisp County HS (head coach)
2017	UT Chattanooga (outside linebackers)
2018	Tennessee (quality control analyst)
2019-	Akron (outside linebackers   defensive ends)

**FELTON'S POSTSEASON HISTORY (3)**

Bowl   Round	Date	Result
FCS 1st Round	Nov. 27, 1999	Troy 27, James Madison 7
FCS 2nd Round	Dec. 4, 1999	Florida A&M 17, Troy 10
FCS 1st Round	Nov. 25, 2000	Appalachian State 33, Troy 30



COACHING STAFF



## BRYAN GASSER

**Pass Game Coordinator | WR**  
**First Season at Akron**  
**14th Season Overall**  
**Ohio Northern '06**

Bryan Gasser enters his first season in 2019 at the University of Akron as the Zips' pass game coordinator and wide receivers coach.

Gasser served as the wide receivers coach at Iowa State for the last three seasons (2016-18). His work with Iowa State's receiving corps and special team units, which he mentored in his first two years in Ames, drew rave reviews. One of Gasser's success stories at Iowa State was Allen Lazard, a two-time First-Team All-Big 12 wide receiver, who ended his career with school records in receptions (241), receiving yards (3,360) and 100-yard receiving games (12).

Lazard's senior year in 2017 was one of the best in school history, breaking the ISU record for touchdowns in a season (10) and ranking second in receptions (71). He also ended his career with a school-record 48-straight games with a reception and earning MVP honors in the Liberty Bowl.

In 2018, Gasser helped Hakeem Butler record one of the best seasons for a Cyclone wide receiver in school history. Butler, who earned Second-Team All-America honors by The Athletic, shattered ISU's season receiving yardage record with 1,318 yards. Butler ranked third nationally in yards per reception (22.0) and ninth in the nation in receiving yards per game (101.4). Butler ranked third nationally in 40-yard catches (10) and tied for first in school history with six 100-yard receiving games. Butler was drafted by the Arizona Cardinals in 2019 with the first pick of the fourth round (103 overall).

Other ISU receivers who signed as rookie free agents included Allen Lazard (2018, Jacksonville Jaguars; now with the Green Bay Packers), Marchie Murdock (2018, Dallas Cowboys), and Matt Eaton (2019, Green Bay Packers).

Gasser spent five seasons on Matt Campbell's staff at Toledo (2012-15) before following him to Iowa State. In Gasser's five-year tenure at Toledo, the Rockets played in four bowl games and had four nine-win seasons.

Gasser was the tight ends coach and special teams coordinator in his last two seasons at UT. He previously served as the Rockets' director of high school relations in 2013 where he helped the recruiting staff assemble the No. 1 ranked recruiting class in the MAC, according to Rivals.com and Scout.com. He also worked as a graduate assistant at UT in 2010 and 2012, primarily working with the tight ends. TE Michael Roberts was a fourth round draft pick (127 overall) by the Detroit Lions in 2017.

Toledo's 2013 recruiting class was ranked No. 1 and included four future NFL Draft picks: Kareem Hunt, 2017 3rd Round pick (86); Michael Roberts, 2017 4th Round pick (127); Rodney Adams 2017 5th Round pick (170); and Logan Woodside, 2018 7th Round pick (249).

Gasser earned a bachelor's degree in business administration from Ohio Northern in 2009 where he played football (2003-05), earning All-OAC and Academic All-OAC honors at tight end in 2005. He completed his master's degree in education from Bowling Green State in 2010.

A native of Northwood, Ohio, Gasser and his wife Jessica have a daughter Witten.



### GASSER'S YEAR-BY-YEAR COACHING EXPERIENCE

Years	School (Position)
2006-08	Ohio Northern (tight ends   running backs)
2009	Otsego HS (offensive line   special teams)
2010	Toledo (graduate assistant)
2011	Notre Dame College [Ohio] (co-offensive coord.   wide receivers)
2012	Toledo (graduate assistant)
2013	Toledo (director of high school relations)
2014	Toledo (tight ends)
2015	Toledo (special teams coordinator   tight ends)
2016-18	Iowa State (wide receivers)
2019-	Akron (pass game coordinator   wide receivers)

### GASSER'S POSTSEASON HISTORY (6)

Bowl   Round	Date	Result
Little Caesars Pizza	Dec. 26, 2010	Fla. Int. 34, Toledo 32
Famous Idaho Potato	Dec. 15, 2012	Utah State 41, Toledo 15
GoDaddy Bowl	Jan. 4, 2015	Toledo 63, Arkansas State 44
Boca Raton	Dec. 22, 2015	Toledo 32, Temple 17
Autozone Liberty	Dec. 30, 2017	Iowa State 21, #19 Memphis 20
Valero Alamo	Dec. 28, 2018	#12 Wash. St. 28, Iowa State 26





**CHRIS HURD**

**Special Teams Coordinator | FB/HB**  
**First Season at Akron**  
**16th Season Overall**  
**North Texas '04**

Chris Hurd enters his first season as the special teams coordinator in 2019 at the University of Akron. He will also coach the fullbacks and H-backs.

He followed head coach Tom Arth from the University of Tennessee at Chattanooga after two seasons where he served as the Mocs' special teams coordinator and running backs coach. He helped freshman Brandon Dowdell lead the SoCon and finish No. 6 in the FCS with 12.6 yards per punt return. Junior RB Tyrell Price earned 2018 second-team All-Southern Conference honors.

Hurd coached three seasons as the special teams coordinator and tight ends coach at Florida Atlantic and has also worked at Arkansas and Tennessee. He started with the Owls in January 2014 and had an immediate impact in both areas he coached. The tight ends caught six scores that season, while Lucky Whitehead finished in the top-10 in the nation in kick return yards and Dalton Schomp averaged 45.4 yards per punt.

The 2015 special teams unit excelled in its second season under Hurd's direction. Most notably, Schomp led the nation with 48.0 yards per punt. Nearly half of Schomp's punts (22-of-45, 49%) were for 50 yards or more and he pinned 18 inside the 20. FAU tight ends also emerged as a solid unit in 2015. Nate Terry led all Owls receivers with four touchdown receptions.

In 2016, All-Conference member Kerrith Whyte led the squad in kick returns and was third in the nation in combined kick returns. Whyte tallied 1,002 kick return yards for an average of 25.7 yards per return. Schomp averaged 42.6 yards per punt and earned honorable mention all-conference recognition. Tight end Harrison Bryant emerged as a significant contributor with six catches for 63 yards and a spot on the Conference USA All-Freshman team.

Prior to FAU, Hurd was the special teams quality control at Arkansas in 2013 and spent two years on Tennessee's staff in 2011-12 where he served as the special teams quality control with the Volunteers. Hurd was the defensive coordinator at Cisco College from 2007-10 and was a graduate assistant at North Texas from 2004-06.

Hurd earned a bachelor's degree in history with a minor in criminal justice from the University of North Texas in 2004. He was a walk-on who lettered four seasons at North Texas (2000-03). He earned a scholarship and was a two-year starter for the three-time Sun Belt Champions (2001-03). The 2002 and 2003 recipient of the team's Byron Gross Award, bestowed to the best linebacker, Hurd was a first-team All-Sun Belt in 2003 and Defensive Player of the Year the same season.

A native of Killeen, Texas, Hurd and his wife Emily have a son Ryker and a daughter Landrie.



**HURD'S YEAR-BY-YEAR COACHING EXPERIENCE**

<i>Years</i>	<i>School (Position)</i>
2004-06	North Texas (graduate assistant)
2007-10	Cisco College (defensive coordinator)
2011-12	Tennessee (special teams quality control)
2013	Arkansas (special teams quality control)
2014-16	Florida Atlantic (special teams coordinator   tight ends)
2017-18	UT Chattanooga (special teams coordinator   running backs)
2019-	Akron (special teams coordinator   fullbacks   h-backs)

**HURD'S POSTSEASON HISTORY (1)**

<i>Bowl   Round</i>	<i>Date</i>	<i>Result</i>
New Orleans Bowl	Dec. 14, 2004	So. Mississippi 31, North Texas 10



COACHING STAFF



**OSCAR RODRIGUEZ, JR.**

**Secondary | Safeties**  
**First Season at Akron**  
**15th Season Overall**  
**Fort Hays State '05**

Oscar Rodriguez, Jr., enters his first season as the Zips' secondary coach in 2019 at the University of Akron. He will handle the safeties.

He followed head coach Tom Arth from the University of Tennessee at Chattanooga where he served as the Mocs' linebackers coach in 2018. He was promoted to assistant head coach following the 2018 season.

Previously, Rodriguez was the defensive coordinator for three seasons at the University of La Verne (Calif.) where he was the 2017 NCAA Division III AFCA National Assistant Coach of the Year. Rodriguez orchestrated a Leopards' defense that led the SCIAC in defensive touchdowns and tied for second in sacks in conference play. The Leopards allowed just 383.3 yards per game, the fewest in the conference.

After going 2-7 the season before Rodriguez's arrival, the Leopards went a perfect 7-0 in SCIAC play in 2015. They claimed their first SCIAC championship since 1995 and made the NCAA National Championship for the first time since 1994.

Rodriguez came to La Verne from Garden City (Kan.) Community College where he served as the football team's defensive coordinator, special teams coordinator, recruiting coordinator and director of operations. Rodriguez mentored six All-Americans and 33 all-conference players across almost all levels of college football. In addition, he coached seven players who eventually made their way to the NFL.

At Garden City, Rodriguez sent eight student-athletes to NCAA Division I schools while overseeing Kansas Jayhawk Community College Conference's (KJCCC) No. 1 defense. Garden City was also ranked No. 1 in the KJCCC in starting field position, kickoff coverage, field goal percentage and blocked kicks with Rodriguez in charge of the special teams. In 2013, Rodriguez's relentless recruiting efforts was profiled by ESPN.com

Prior to Garden City, Rodriguez was the associate head coach and defensive coordinator for NCAA Division II Emporia State (Kan.) University. At Hutchinson (Kan.) Community College from 2010-11, Rodriguez served as a co-defensive coordinator and associate head coach. During Rodriguez's time at Hutchinson, the school was ranked in the top-10, nationally, in every defensive category. As a co-defensive coordinator at NAIA Baker (Kan.) University from 2008 to 2010, Rodriguez helped lead the program to its first playoff appearance and first back-to-back winning seasons in 15 years, while helping the team achieve a national ranking as high as 12th. Rodriguez got his first coaching position at Randall (Texas) High School as the defensive backs coach. He earned his first college assignment at Washburn (Kan.) University where he worked with future NFL players Cary Williams, Terrell Fletcher and Michael Wilhoite. Washburn advanced to the 2007 NCAA D-II playoffs, falling to West Texas in the first round.

A two-time cancer survivor, Rodriguez founded the Coaches Against Cancer Foundation which raises money annually with donations, silent auction, and golf tournament for people with cancer that need assistance financially.

A native of Liberal, Kan., Rodriguez played at Fort Hays State University, Coffeyville Community College, and Emporia State as a safety. He earned a bachelor's degree in physical education/health from Fort Hays in 2005. Rodriguez earned a master's degree from Washburn University in educational administration in 2008.

Rodriguez was a NFL Bill Walsh Fellowship participant in 2018 with the Chicago Bears.

Rodriguez, 37, and his wife Lauren have three children—Joey, Victoria, and Nathan.



**RODRIGUEZ'S YEAR-BY-YEAR COACHING EXPERIENCE**

Years	School (Position)
2005	Randall HS (defensive backs)
2006-07	Washburn University (defensive backs)
2008-09	Baker University (co-defensive coordinator   defensive backs)
2010	Hutchinson CC (associate head coach   co-defensive coordinator)
2011-12	Emporia State (associate head coach   defensive coordinator)
2013-14	Garden City CC (assoc. head coach   defensive & special teams coord.)
2015-17	La Verne (associate head coach   defensive coordinator)
2018	UT Chattanooga (assistant head coach   inside linebackers)
2019-	Akron (secondary   safeties)

**RODRIGUEZ'S POSTSEASON HISTORY (8)**

Bowl   Round	Date	Result
DII 1st Round	Nov. 17, 2007	West Texas 40, Washburn 39
NAIA 1st Round	Nov. 22, 2008	Morningside 65, Baker 27
Region VI Semifinal	Nov. 7, 2010	#7 Hutchinson 24, Independence 17
Region VI Championship	Nov. 14, 2010	#1 Butler 48, #5 Hutchinson 0
Salt City Bowl	Dec. 4, 2010	Hutchinson 42, Eastern Arizona 21
Kanza Bowl	Nov. 25, 2012	#24 Emporia St. 45, TXA&M Kingsville 38
Capital of Kansas Bowl	Dec. 9, 2013	Tyler 47m Garden City 21
DIII 1st Round	Nov. 21, 2015	St. Thomas 57, La Verne 14



COACHING STAFF



**BEN MURPHY**

**Director of Football Operations**  
**Eighth Season at Akron**  
*Florida State '07*

Ben Murphy is in his eighth year serving as Akron football's director of operations.

In this role with the Zips, he conducts the day-to-day operations of the football office, including organizing team travel, developing the program's budget, and scheduling all team events.

Murphy served as the director of football operations at North Alabama from 2009-11, after serving as a graduate assistant coach at Florida State from 2007-09.

While at Florida State, he was heavily involved in the program's recruiting effort and helped achieve top-10 recruiting classes in 2008 and 2009. He also worked as an intern in the Florida State sports information department from 2005-07.

A native of Tampa, Fla., Murphy graduated from Florida State with a bachelor's degree in sport management in 2007, and added a master's degree in sport administration from FSU in 2009.

Murphy, 35, married former Akron golfer Amanda Butler in July 2015. A four-time National Golf Coaches Association Academic All-American, Butler earned her bachelor's degree in sports management from UA in 2012 and her master's degree in 2014. The couple welcomed son Carter in March 2017.



**SCOTT ALIGO**

**Director of Player Personnel**  
**First Season at Akron**  
*Kansas '05*

Scott Aligo enters his first season as the Zips' director of player personnel in 2019. He came to Akron after serving in the same capacity at the University of Tennessee at Chattanooga (2017-18) and John Carroll University (2016).

Aligo joins the Zips staff with more than seven years of NFL player personnel experience, serving as a player personnel assistant the Kansas City Chiefs (2005-09) and a personnel associate the Cleveland Browns (2014-15).

In addition to the NFL, Aligo has coached at nearly every level of college football. He served as a defensive ends coach in Northern Colorado (2014) and a defensive assistant at Texas A&M (2012-14) where he assisted the Aggies in winning both the AT&T Cotton Bowl (2013) and the Chick-fil-A Bowl (2013).

He also spent time as a defensive quality control assistant at Oklahoma State (2011-12), working with cornerbacks and special teams as the Cowboys won both the Big 12 Championship and the Fiesta Bowl in 2012. Finally, Aligo worked as a defensive graduate assistant with the defensive line, serving as the primary defensive backs coach at Washburn (2010-11) and assisted the Ichabods in their Kanza Bowl victory in 2011.

A native of Tonganoxie, Kan., Aligo earned a bachelor's degree in education and sports management from the University of Kansas (2005) and a master's degree in recreation, park, and tourism sciences from Texas A&M (2013).

Aligo, 37, is married to the former Sarah Phillips. They have two children, Giuliana and Vincent.

**GRADUATE ASSISTANTS**



**ANTHONY CICIONE**

**Graduate Assistant- Defense**  
**First Season at Akron**  
*John Carroll '18*



**TYRELL EVERETT**

**Graduate Assistant- Defense**  
**First Season at Akron**  
*Baker '16*



**ALEX  
KLINE**

**Director of Recruiting &  
High School Relations**  
**First Season at Akron**  
*John Carroll '14*

Alex Kline, Jr., enters his first season as the Zips' director of recruiting and high school relations in 2019.

He came to Akron after serving as an offensive coaching assistant working with the quarterbacks at Pittsburgh during the 2018 season. Kline was elevated by the Panthers after working as a recruiting assistant in the spring.

Kline joined Pitt after four seasons at Saint Vincent College. He began his stint as a graduate assistant and wide receivers coach in 2014. He added passing game coordinator duties for the 2015 season, and moved into the offensive coordinator role for the 2017 and 2018 seasons while coaching with wide receivers. During his tenure, the Bearcats set nine offensive records, including most touchdown passes in a season (29), most touchdown passes in a game (7), and highest passing efficiency in a season (152.1). In 2016, Saint Vincent led the conference in passing yards per game (300), which ranked 29th nationally, and red zone scoring (84%) as five players earned All-Conference accolades.

A native of Pittsburgh, Pa., Kline earned a bachelor's degree in business management from John Carroll in 2014 and a master's degree in management sciences from Saint Vincent College in 2016.

A three-year starter and All-Conference honoree at John Carroll, he served as team captain as a senior in 2013. Kline was a two-year member of the Leadership Council.

Kline, 27, was a 2009 All-Conference selection at wide receiver from Pittsburgh North Catholic High School where he was a three-sport athlete, including a two-time WPIAL champion in basketball.



**CHAD  
PEARSON**

**Strength & Conditioning**  
**First Season at Akron**  
*Buena Vista '06*

Chad Pearson enters his first season as the strength and conditioning coach for Akron football in 2019. He is responsible for all aspects of strength training, speed and agility training and energy system development as well as oversee nutrition and fueling for the Zips.

He came to Akron after serving in the director of athletic performance at the University of Tennessee at Chattanooga two seasons (2017-18) in which he was responsible for all aspects of performance training the UTC football team as well as overseeing the entire strength and conditioning department.

Pearson spent six years on the strength and conditioning staff at Minnesota (2011-16) where he assisted in the planning and programming of off-season speed development, agility training and overall energy-system advancement for the Gophers.

Prior to his time at Minnesota, Pearson spent three seasons at Northern Illinois University (2008-10). There he worked with the Huskies' women's basketball, football, baseball and softball teams. His previous experience includes work as a graduate assistant strength and conditioning coach at Southern Illinois University (2006-07) and also at NIU while finishing up his master's degree in kinesiology. He earned his master's degree from Southern Illinois in 2009.

Pearson was a two-sport athlete at Buena Vista University in Storm Lake, Iowa. He played tailback for the Beaver football team and was a sprinter on the track team, earning all-conference honors on both before graduating in 2006.

A native of Polk City, Iowa, Pearson is a certified strength and conditioning specialist through the NSCA and also a member of USAW and holds a RSCC\*D designation. He is also a member of USAW as a USAW Sports Performance Coach. Pearson is a Brazilian Jiu Jitsu practitioner.

Pearson, 35, is married to the former Rachel Green. The couple has two sons- Roman and Jack.

COACHING STAFF

**GRADUATE ASSISTANTS**



**XAVIER  
QUIGLEY**

**Graduate Assistant- Offense**  
**Second Season at Akron**  
*Akron '18*



**JAKE  
SCHAEFER**

**Graduate Assistant- Offense**  
**First Season at Akron**  
*John Carroll '18*

# COACHING STAFF



**SHERRY  
BUTLER**

Administrative  
Assistant



**NICK  
CARILLON**

Graphics Volunteer



**CLAIRE  
CROSBY**

Assistant Director  
of Operations



**BILL  
DRODDY**

Director of  
Sports Medicine



**KYLE  
FOSTER**

Equipment  
Assistant



**MARK  
LEFFLER**

Assistant Director of  
Sports Medicine |  
FB Athletic Trainer



**SEAN  
LEVY**

Recruiting &  
Operations Assistant



**COREY  
McDEVITT**

Assistant  
Athletic Trainer



**JETT  
MODKINS**

Defensive  
Volunteer



**KEVIN  
O'CONNOR**

Equipment  
Manager



**JEFF  
PODESZWA**

Assistant  
Athletic Trainer



**EYTHAN  
PUHALLA**

Graduate Assistant-  
Video Operations



**JIM  
SCHONOVER**

Academics  
Volunteer



**ERIK  
SPENCER**

Assistant  
Athletic Trainer



**RICH  
WORSELL**

Director of  
Research & Analytics

COACHING STAFF



2018 SEASON REVIEW



**Sept. 15, 2018**  
**Akron 39, Northwestern 23**

Under the guidance of seventh-year head coach **Terry Bowden**, Akron finished 4-8 overall (2-6 in MAC play) after a 28-3 loss at South Carolina on Dec. 1. UA returned 58 letterwinners, including 15 starters, to its spread offense and 4-3 defense.

Senior RB **Van Edwards, Jr.** was the Zips' top rusher, gaining 558 yards and three touchdowns on 147 carries. Under center, sophomore QB **Kato Nelson** was 178-of-342 for 2,329 yards and 15 touchdowns. Sophomore WR **Andre Williams** was the top receiver with 649 yards and six touchdowns on 46 receptions. Defensively, junior LB **John Lako** was the top Zip with 126 tackles, 10.0 TFL, three break-ups, a fumble recovery, and a hurry. Senior PK **Nick Gasser** was the Zips' scoring leader with 70 points.

In the final NCAA statistics, Akron was ranked No. 2 in red zone offense (0.952), No. 6 in defensive touchdowns (4), and No. 22 in fumbles recovered (11). Individually, junior CB **Alvin Davis, Jr.** was No. 16 in interceptions per game (0.4) and No. 16 in total interceptions (4). Freshman **Jeremiah Knight** was No. 6 in punt return touchdowns (1). Junior LB **John Lako** was No. 11 in solo tackles (6.1) and No. 16 in total tackles (10.5). Senior PK **Nick Gasser** was No. 26 in field goals (1.33). Senior DE **Jamal Davis II** was No. 21 in tackles for loss (1.3), while sophomore QB **Kato Nelson** was No. 29 in passing yards per completion (13.08).

Following Akron's loss at South Carolina, the University of Akron announced that head coach **Terry Bowden** would not return to lead the team in 2019.

On December 14, UA announced that former NFL quarterback and Ohio native **Tom Arth** had been named the Zips' new head football coach.

Three Zip seniors—DB **Kyron Brown**, LB **Ulysees Gilbert III**, and OL **Kyle Ritz**—tied the school record for most games played in their collegiate careers with 51 each. P/H **Kyle Foster** played in 49 games, while LB **Brian Bell** and RB **Van Edwards, Jr.**, played in 48 games each.

With his 178-of-342 passing for 2,329 yards and 15 touchdowns, sophomore QB **Kato Nelson** ranks No. 9 in season passing yards (2,329) and No. 11 on the career passing yards chart (3,318). His career highs performance of 24-of-41 for 356 yards and four touchdowns at Ohio ranks No. 15 on the top single-game passing totals. Nelson's 3,318 total offensive yards rank No. 12 on the career chart, while his 2,632 total yards in 2018 rank No. 7 for total yards in a season.

Six Zips earned 2018 Mid-American Conference honors. Earning first-team All-MAC recognition was junior DB **Alvin Davis, Jr.** Senior LB **Ulysees Gilbert III**, redshirt senior DE **Jamal Davis II**, and senior DB **Kyron Brown** garnered second-team All-MAC honors. Junior LB **John**

**Lako** and senior LB **Brian Bell** were third-team All-MAC honorees.

Additionally, Phil Steele honored six Zips on his All-MAC teams. Earning first team accolades were junior DB **Alvin Davis, Jr.**, and redshirt senior DE **Jamal Davis II**. Second-team honorees were senior DB **Kyron Brown**, senior LB **Ulysees Gilbert III**, and junior LB **John Lako**. True freshman WR **Jeremiah Knight** was a third-team selection at punt returner.

Ten Akron football players—S **Jamal Baggett**, LB **Nathan Bischof**, WR **Dustin Burkhart**, H **Kyle Foster**, LB **John Lako**, LS **Cameron Lyons**, DE **Dylan Meeks**, QB **Alex Ramart**, TE **Brian Reinke**, and WR **Mykel Traylor-Bennett**—earned Academic All-Mid-American Conference honors for the 2018 season.

Additionally, senior S **Jamal Baggett** and sophomore DE **Dylan Meeks** were named MAC Distinguished Scholar Athletes.

Safety **Jamal Baggett** was named to the College Sports Information Directors of America (CoSIDA) Google Cloud Academic All-District 5 football team.

Senior LB **Ulysees Gilbert III** was invited to participate in the 2019 East-West Shrine Game to be held on Jan. 19, in St. Petersburg, Fla., while CB **Kyron Brown** was invited to the NFLPA Collegiate Bowl at the Rose Bowl on Jan. 19.

Additionally, four Zips—LB **Brian Bell**, DE **Walter Brady**, WR **Kwadarrius Smith**, and WR **Mykel Traylor-Bennett**—were invited to participate in the fourth annual SPIRAL Tropical Bowl at Daytona Stadium on Jan. 13.

Redshirt senior DE **Jamal Davis** was invited to participate in the 2019 NFL Scouting Combine at Lucas Oil Stadium in Indianapolis on Feb. 26 to March 4 in their quest to achieve their NFL dreams.

Sophomore QB **Kato Nelson** was named the outstanding offensive performer, while junior CB **Alvin Davis, Jr.**, was named the outstanding defensive performer. For the second consecutive year, senior P **Nick Gasser** was selected as the special teams player of the year as well as received the Howard “Red” Blair Award recipient as the team’s leading scorer. Seniors CB **Kyron Brown**, LB **Ulysees Gilbert III**, and OL **Kyle Ritz** earned the coaches’ captain’s award.

Prior to the home finale with Bowling Green, Akron honored the 29 members of its Senior Class—S **Jamal Baggett**, LB **Brian Bell**, LB **Nathan Bischof**, DL **Brock Boxen**, DE **Walter Brady**, CB **Kyron Brown**, OL **Undrea Bullard**, DB **Denzel Butler**, CB **Darian Dailey**, DE **Jamal Davis II**, RB **Van Edwards, Jr.**, CB **Mark Ellis**, OL **Nick**



**Ulysees Gilbert III**

**Fazio**, PK **James Fonseca**, H/P **Kyle Foster**, PK/P **Nick Gasser**, DB **Jordan George**, LB **Ulysees Gilbert III**, RB **Caleb Green**, LB **Travonte Junius**, QB **Robbie Kelley**, WR **Brandon Mitchell**, PK **Tom O’Leary**, TE **Brian Reinke**, OL **Kyle Ritz**, WR **Kwadarrius Smith**, WR **Mykel Traylor-Bennett**, DL **Brennan Williams**, and TE **Newman Williams**.

The 2018 Senior Class leaves campus as one of the all-time most productive classes in program history. In the four seasons, they were a part of the re-building process, helping the Zips to 24 wins. The Zips became bowl eligible twice in three seasons, a program first. They claimed the 2017 MAC East title and four consecutive Wagon Wheel trophies.

Twelve Zips competing began the 2018 season with their bachelor’s degrees: S **Jamal Baggett** (sports management/marketing), LB **Nathan Bischof** (sport management), DE **Walter Brady** (leisure, sport & tourism from MTSU), CB **Kyron Brown** (political science/criminal justice), OL **Nick Fazio** (mechanical engineering), P/H **Kyle Foster** (sport management), QB **Robbie Kelley** (business management from Quincy), TE **Darryl Long** (sport management), WR **Brandon Mitchell** (criminal justice), TE **Brian Reinke** (sport management), OL **Kyle Ritz** (biomedical engineering), and WR **Mykel Traylor-Bennett** (organizational supervision). The 12 Zips ranked fifth nationally with players with degrees. UAB led the country with 19 graduated players on its roster.



**Oct. 20, 2018**  
**Akron 24, Kent State 23 (OT)**

<b>Team Statistics</b>	<b>AKRON</b>	<b>OPP</b>
SCORING	227	326
Points Per Game	18.9	27.2
Points Off Turnovers	62	71
FIRST DOWNS	201	256
Rushing	69	127
Passing	105	111
Penalty	27	18
RUSHING YARDAGE	1143	2364
Yards gained rushing	1561	2714
Yards lost rushing	418	350
Rushing Attempts	390	531
Average Per Rush	2.9	4.5
Average Per Game	95.2	197.0
TDs Rushing	5	24
PASSING YARDAGE	2390	2293
Comp-Att-Int	187-374-14	222-367-10
Average Per Pass	6.4	6.2
Average Per Catch	12.8	10.3
Average Per Game	199.2	191.1
TDs Passing	16	13
TOTAL OFFENSE	3533	4657
Total Plays	764	898
Average Per Play	4.6	5.2
Average Per Game	294.4	388.1
KICK RETURNS: #-Yards	23-330	18-420
PUNT RETURNS: #-Yards	17-150	23-140
INT RETURNS: #-Yards	10-209	14-73
KICK RETURN AVERAGE	14.3	23.3
PUNT RETURN AVERAGE	8.8	6.1
INT RETURN AVERAGE	20.9	5.2
FUMBLES-LOST	24-12	14-11
PENALTIES-Yards	80-733	76-759
Average Per Game	61.1	63.2
PUNTS-Yards	76-2995	69-2763
Average Per Punt	39.4	40.0
Net punt average	36.5	36.7
KICKOFFS-Yards	52-3203	63-3645
Average Per Kick	61.6	57.9
Net kick average	39.6	41.5
TIME OF POSSESSION/Game	28:09	31:50
3RD-DOWN Conversions	49/169	70/189
3rd-Down Pct	29%	37%
4TH-DOWN Conversions	5/17	12/24
4th-Down Pct	29%	50%
SACKS BY-Yards	22-152	34-217
MISC YARDS	0	0
TOUCHDOWNS SCORED	26	41
FIELD GOALS-ATTEMPTS	16-22	13-19
ON-SIDE KICKS	0-0	0-1
RED-ZONE SCORES	(20-21) 95%	(43-53) 81%
RED-ZONE TOUCHDOWNS	(12-21) 57%	(30-53) 57%
PAT-ATTEMPTS	(23-24) 96%	(39-39) 100%
ATTENDANCE	92575	211083
Games/Avg Per Game	5/18515	7/30155
Neutral Site Games		0/0

<b>Score by Quarters</b>	<b>1st</b>	<b>2nd</b>	<b>3rd</b>	<b>4th</b>	<b>OT</b>	<b>Total</b>
Akron	54	62	77	27	7	227
Opponents	73	96	60	91	6	326

Rushing	gp-gs	att	gain	loss	net	avg	td	lg	avg/g
EDWARDS, Van	11-11	147	621	63	558	3.8	3	40	50.7
NELSON, Kato	11-11	131	564	261	303	2.3	1	55	27.5
SANDS, Deltron	11-0	39	137	9	128	3.3	0	16	11.6
WHITE, Keyondre	7-0	23	84	3	81	3.5	1	11	11.6
SUGGS, Jemarulin	4-1	19	55	3	52	2.7	0	14	13.0
MEEKS, Dylan	12-0	1	30	0	30	30.0	0	30	2.5
SMITH, Kwadarrius	11-8	8	26	2	24	3.0	0	11	2.2
TRAYLOR-BENNETT,	12-0	7	13	0	13	1.9	0	4	1.1
COOPER, Jerome	10-0	1	10	0	10	10.0	0	10	1.0
WILLIAMS, Andre	11-10	1	4	0	4	4.0	0	4	0.4
FLOYD, Devanier	1-0	2	4	0	4	2.0	0	4	4.0
GREEN, Caleb	1-0	1	1	0	1	1.0	0	1	1.0
MORRIS, Jonah	12-12	1	1	0	1	1.0	0	1	0.1
RAMART, Alex	6-1	6	11	22	-11	-1.8	0	6	-1.8
TEAM	4-0	3	0	55	-55	-18.3	0	0	-13.8
Total	12	390	1561	418	1143	2.9	5	55	95.2
Opponents	12	531	2714	350	2364	4.5	24	74	197.0

Passing	gp-gs	effic	comp-att-int	pct	yds	td	lg	avg/g
NELSON, Kato	11-11	119.05	178-342-8	52.0	2329	15	56	211.7
RAMART, Alex	6-1	16.95	9-32-6	28.1	61	1	19	10.2
Total	12	110.31	187-374-14	50.0	2390	16	56	199.2
Opponents	12	119.21	222-367-10	60.5	2293	13	70	191.1

Receiving	gp-gs	no.	yds	avg	td	lg	avg/g
WILLIAMS, Andre	11-10	46	649	14.1	6	56	59.0
SMITH, Kwadarrius	11-8	33	538	16.3	3	51	48.9
MORRIS, Jonah	12-12	26	381	14.7	1	43	31.8
STEWART, Nate	10-9	22	280	12.7	1	56	28.0
EDWARDS, Van	11-11	13	105	8.1	1	15	9.5
TRAYLOR-BENNETT,	12-0	12	128	10.7	1	34	10.7
KNIGHT, Jeremiah	10-2	9	129	14.3	0	50	12.9
WOLFLEY, Maverick	12-1	4	58	14.5	1	24	4.8
WILLIAMS, Newman	11-5	4	28	7.0	1	15	2.5
SANDS, Deltron	11-0	4	9	2.2	0	6	0.8
BRIMAGE, Daishawn	7-1	3	33	11.0	0	17	4.7
REINKE, Brian	11-0	3	31	10.3	1	21	2.8
JUNK, Brandon	12-0	2	5	2.5	0	4	0.4
SUGGS, Jemarulin	4-1	2	-3	-1.5	0	0	-0.8
COUNCIL, Brandon	3-3	1	8	8.0	0	8	2.7
McGRIFF, M.J.	3-0	1	4	4.0	0	4	1.3
BURKHART, Dustin	6-0	1	4	4.0	0	4	0.7
WHITE, Keyondre	7-0	1	3	3.0	0	3	0.4
Total	12	187	2390	12.8	16	56	199.2
Opponents	12	222	2293	10.3	13	70	191.1

Punt Returns	no.	yds	avg	td	lg
KNIGHT, Jeremiah	11	142	12.9	1	70
WILLIAMS, Andre	4	-2	-0.5	0	10
FEATHERSTONE, Sha	2	10	5.0	0	10
Total	17	150	8.8	1	70
Opponents	23	140	6.1	1	37

Interceptions	no.	yds	avg	td	lg
DAVIS, Alvin	4	149	37.2	2	97
DAILEY, Darian	2	2	1.0	0	2
GEORGE, Jordan	1	53	53.0	0	53
DAVIS, Jamal	1	3	3.0	0	3
BROWN, Kyron	1	0	0.0	0	0
BUTLER, Denzel	1	2	2.0	0	2
Total	10	209	20.9	2	97
Opponents	14	73	5.2	2	39

Kick Returns	no.	yds	avg	td	lg
KNIGHT, Jeremiah	16	245	15.3	0	29
EDWARDS, Van	2	27	13.5	0	14
STEWART, Nate	2	43	21.5	0	26
WOLFLEY, Maverick	2	16	8.0	0	13
SANDS, Deltron	1	-1	-1.0	0	5
Total	23	330	14.3	0	29
Opponents	18	420	23.3	0	47

Fumble Returns	no.	yds	avg	td	lg
JACOBS, Zaire	1	1	1.0	0	1
GILBERT, Ulysees	1	46	46.0	2	46
Total	2	47	23.5	2	46
Opponents	1	9	9.0	1	9

All Purpose	g	rush	rcv	pr	kr	ir	total	avg/g
EDWARDS, Van	11	558	105	0	27	0	690	62.7
WILLIAMS, Andr	11	4	649	-2	0	0	651	59.2
SMITH, Kwadarr	11	24	538	0	0	0	562	51.1
KNIGHT, Jeremi	10	0	129	142	245	0	516	51.6
MORRIS, Jonah	12	1	381	0	0	0	382	31.8
STEWART, Nat	10	0	280	0	43	0	323	32.3
NELSON, Kato	11	303	0	0	0	0	303	27.5
DAVIS, Alvin	11	0	0	0	0	149	149	13.5
TRAYLOR-BEN	12	13	128	0	0	0	141	11.8
SANDS, Deltron	11	128	9	0	-1	0	136	12.4
WHITE, Keyondr	7	81	3	0	0	0	84	12.0
WOLFLEY, Mav	12	0	58	0	16	0	74	6.2
GEORGE, Jorda	11	0	0	0	0	53	53	4.8
SUGGS, Jemaru	4	52	-3	0	0	0	49	12.2
BRIMAGE, Dais	7	0	33	0	0	0	33	4.7
REINKE, Brian	11	0	31	0	0	0	31	2.8
MEEKS, Dylan	12	30	0	0	0	0	30	2.5
WILLIAMS, New	11	0	28	0	0	0	28	2.5
COOPER, Jero	10	10	0	0	0	0	10	1.0
FEATHERSTON	2	0	0	10	0	0	10	5.0
COUNCIL, Bran	3	0	8	0	0	0	8	2.7
JUNK, Brandon	12	0	5	0	0	0	5	0.4
McGRIFF, M.J.	3	0	4	0	0	0	4	1.3
BURKHART, Du	6	0	4	0	0	0	4	0.7
FLOYD, Devani	1	4	0	0	0	0	4	4.0
DAVIS, Jamal	12	0	0	0	0	3	3	0.2
DAILEY, Darian	12	0	0	0	0	2	2	0.2
BUTLER, Denze	11	0	0	0	0	2	2	0.2
GREEN, Caleb	1	1	0	0	0	0	1	1.0
RAMART, Alex	6	-11	0	0	0	0	-11	-1.8
TEAM	4	-55	0	0	0	0	-55	-13.8
Total	12	1143	2390	150	330	209	4222	351.8
Opponents	12	2364	2293	140	420	73	5290	440.8

# 2018 INDIVIDUAL STATISTICS

SEASON REVIEW

Scoring	td	fg	PAT				dxp	saf	pts
			kick	rush	rcv	pass			
GASSER, Nick	-	16-22	22-23	-	-	-	-	-	70
WILLIAMS, Andre	6	-	-	-	-	-	-	-	36
EDWARDS, Van	4	-	-	-	-	-	-	-	24
SMITH, Kwadarrius	3	-	-	-	-	-	-	-	18
GILBERT, Ulysees	2	-	-	-	-	-	-	-	12
DAVIS, Alvin	2	-	-	-	-	-	-	-	12
REINKE, Brian	1	-	-	-	-	-	-	-	6
MORRIS, Jonah	1	-	-	-	-	-	-	-	6
NELSON, Kato	1	-	-	0-1	-	0-1	-	-	6
TRAYLOR-BENNETT,	1	-	-	-	-	-	-	-	6
WHITE, Keyondre	1	-	-	-	-	-	-	-	6
STEWART, Nate	1	-	-	-	-	-	-	-	6
WILLIAMS, Newman	1	-	-	-	-	-	-	-	6
KNIGHT, Jeremiah	1	-	-	-	-	-	-	-	6
WOLFLEY, Maverick	1	-	-	-	-	-	-	-	6
FITSCHEN, Jerry	-	-	1-1	-	-	-	-	-	1
Total	26	16-22	23-24	0-1	-	0-1	-	-	227
Opponents	41	13-19	39-39	0-1	-	0-1	1	-	326

Total Offense	g	plays	rush	pass	total	avg/g
NELSON, Kato	11	473	303	2329	2632	239.3
EDWARDS, Van	11	147	558	0	558	50.7
SANDS, Deltron	11	39	128	0	128	11.6
WHITE, Keyondre	7	23	81	0	81	11.6
SUGGS, Jemarulin	4	19	52	0	52	13.0
RAMART, Alex	6	38	-11	61	50	8.3
MEEKS, Dylan	12	1	30	0	30	2.5
SMITH, Kwadarrius	11	8	24	0	24	2.2
TRAYLOR-BENNETT,	12	7	13	0	13	1.1
COOPER, Jerome	10	1	10	0	10	1.0
WILLIAMS, Andre	11	1	4	0	4	0.4
FLOYD, Devanier	1	2	4	0	4	4.0
GREEN, Caleb	1	1	1	0	1	1.0
MORRIS, Jonah	12	1	1	0	1	0.1
TEAM	4	3	-55	0	-55	-13.8
Total	12	764	1143	2390	3533	294.4
Opponents	12	898	2364	2293	4657	388.1

Field Goals	fg	pct.	01-19	20-29	30-39	40-49	50-99	lg	blk
GASSER, Nick	16-22	72.7	0-0	5-5	4-5	7-11	0-1	49	0

FG Sequence	Akron	Opponents
Nebraska	-	-
MORGAN STATE	(24),39,(30)	-
Northwestern	(37),(24),48	35,43
Iowa State	(45),(49)	(27),(29),(33),(37)
MIAMI	(40)	(27),(36)
Buffalo	(48),(44)	40,(30)
Kent State	(25)	(32)
CENTRAL MICHIGAN	(43),43	(28),23
NORTHERN ILLINOIS	49,(27),(25)	(30),48,(40)
Eastern Michigan	-	35,(25),(41)
BOWLING GREEN	(38),(32)	-
Ohio	47	-
South Carolina	(45),52	-

Punting	no.	yds	avg	lg	tb	fc	i20	50+	blk
GASSER, Nick	75	2952	39.4	59	4	11	18	7	0
FONSECA, James	1	43	43.0	43	0	0	1	0	0
Total	76	2995	39.4	59	4	11	19	7	0
Opponents	69	2763	40.0	77	4	20	26	8	0

Kickoffs	no.	yds	avg	tb	ob	retn	net	ydln
FITSCHEN, Jerry	52	3203	61.6	29	1			
Total	52	3203	61.6	29	1	23.3	39.6	25
Opponents	63	3645	57.9	28	4	14.3	41.5	23

Numbers in (parentheses) indicate field goal was made.

# 2018 DEFENSIVE STATISTICS

SEASON REVIEW

#	Defensive Leaders	gp-gs	Tackles				tfl/yds	Sacks no-yds	Pass defense			Fumbles		blkd	
			ua	a	tot				int-yds	brup	qbh	rcv-yds	ff	kick	saf
40	LAKO, John	12-10	73	53	126	10.0-27	0.5-4	.	3	1	1-0	.	.	.	
5	GILBERT, Ulysees	12-12	47	38	85	7.5-21	0.5-2	.	1	.	2-46	.	.	.	
9D	DAVIS, Jamal	12-12	48	34	82	16.0-72	5.5-37	1-3	6	6	.	1	.	.	
1	DAVIS, Alvin	11-11	43	32	75	1.0-2	.	4-149	3	.	2-0	2	.	.	
7D	GEORGE, Jordan	11-11	41	29	70	1.0-3	.	1-53	2	.	.	1	.	.	
1D	BELL, Brian	10-10	38	25	63	3.5-12	1.0-9	.	6	1	.	2	.	.	
4D	BROWN, Kyron	12-12	39	9	48	3.0-14	1.0-6	1-0	7	.	.	.	.	.	
97	WILLIAMS, Brenna	12-12	22	21	43	9.0-39	3.0-24	.	.	4	.	1	.	.	
3F	BUTLER, Denzel	11-5	26	10	36	1.0-2	.	1-2	6	1	.	.	.	.	
8	WARD, Josh	12-11	18	15	33	7.0-34	4.0-31	.	.	.	.	2	.	.	
56	BRADY, Walter	12-1	20	10	30	5.5-25	1.5-16	.	.	1	.	.	.	.	
50	BOXEN, Brock	12-11	13	16	29	4.0-7	1.5-3	.	3	.	.	.	.	.	
20	JACOBS, Zaire	9-2	21	7	28	1.5-6	.	.	.	.	2-1	1	.	.	
24	DAILEY, Darian	12-9	18	9	27	.	.	2-2	2	.	.	.	.	.	
32	KING, James	8-0	9	8	17	.	.	.	.	.	.	.	.	.	
1F	JEST, Davon'te	12-1	5	10	15	2.5-10	1.0-9	.	.	4	2-0	.	.	.	
27	ARSLANIAN, Bubba	12-1	10	3	13	2.0-5	.	.	.	.	.	.	.	.	
6F	SAMPSON, Justin	11-0	4	8	12	2.5-20	1.5-11	.	.	1	.	.	.	.	
2F	BISCHOF, Brandon	12-0	4	5	9	0.5-1	.	.	.	.	.	.	.	.	
31	BAGGETT, Jamal	12-0	5	4	9	.	.	.	.	.	.	.	.	.	
23	BISCHOF, Nathan	8-0	5	2	7	.	.	.	.	.	.	.	.	.	
79	JEAN-BAPTISTE, And	2-0	3	3	6	.	.	.	.	.	1-0	.	.	.	
82	KNIGHT, Jeremiah	10-2	3	2	5	.	.	.	.	.	.	.	.	.	
44	MEEKS, Dylan	12-0	2	3	5	1.5-23	.	.	1	1	.	.	.	.	
2G	BRIMAGE, DeAndre	5-0	3	2	5	.	1.0-0	.	.	.	.	.	.	.	
83	JONES, Devon	11-0	2	2	4	.	.	.	.	.	.	1	.	.	
14	BURKHART, Dustin	6-0	3	.	3	.	.	.	.	.	.	.	.	.	
6D	RILEY, Jordyn	3-0	2	1	3	.	.	.	.	.	.	.	.	.	
46	CADE, Hugh	12-0	2	.	2	.	.	.	.	.	1-0	.	.	.	
2D	FEATHERSTONE, Sha	2-0	1	1	2	.	.	.	.	.	.	.	.	.	
3D	GLOVER, DeMarkus	10-0	1	1	2	.	.	.	.	.	.	.	.	.	
54	LYONS, Cameron	12-0	2	.	2	.	.	.	.	.	.	.	.	.	
29	HOOKS, Jalen	12-0	1	1	2	.	.	.	.	.	.	.	.	.	
90	HANSON, Matt	4-0	1	1	2	0.5-20	.	.	.	1	.	.	.	.	
45	JUNK, Brandon	12-0	.	1	1	.	.	.	.	.	.	.	.	.	
35	WILLIAMS, Newman	11-5	1	.	1	.	.	.	.	.	.	.	.	.	
51	BRACHER, Jake	1-0	1	.	1	.	.	.	.	.	.	.	.	.	
5F	BULLARD, Undrea	10-9	1	.	1	.	.	.	.	.	.	.	.	.	
9	MORRIS, Jonah	12-12	.	1	1	.	.	.	.	.	.	.	.	.	
3	SMITH, Kwadarrius	11-8	1	.	1	.	.	.	.	.	.	.	.	.	
18	WOOLDRIDGE, Malik	7-0	1	.	1	.	.	.	.	.	.	.	.	.	
1Q	NELSON, Kato	11-11	1	.	1	.	.	.	.	.	.	.	.	.	
92	STUHLREER, Michae	1-0	.	1	1	0.5-1	.	.	.	.	.	.	.	.	
67	HAWKINS, Logan	2-0	1	.	1	1.0-1	.	.	.	.	.	.	.	.	
60	RAMICONE, Dean	1-0	.	1	1	.	.	.	.	.	.	.	.	.	
34	LLOYD, DeMarcus	1-1	.	1	1	.	.	.	.	.	.	.	.	.	
52	DiLAURO, Zach	1-0	1	.	1	.	.	.	.	.	.	.	.	.	
28	SUGGS, Jemarulin	4-1	1	.	1	.	.	.	.	.	.	.	.	.	
16	DIXON, Jaquavis	1-0	1	.	1	.	.	.	.	.	.	.	.	.	
17	BRIMAGE, Daishawn	7-1	1	.	1	.	.	.	.	.	.	.	.	.	
Total		12	546	370	916	81-345	22-152	10-209	40	21	11-47	11	.	.	
Opponents		12	426	270	696	81-329	34-217	14-73	59	27	12-9	16	1	.	

# 2018 STARTING LINE-UPS

SEASON REVIEW

## OFFENSE (SPREAD)

Game	LT	LG	C	RG	RT	X-WR	TE	Y-WR	Z-WR	QB	RB
MORGAN ST.	T. Brown	Corne	Petersen	Ritz	Council	Stewart	N. Williams	A. Williams	Morris	Nelson	Edwards
at Northwestern	T. Brown	Corne	Petersen	Ritz	Council	Stewart	N. Williams	A. Williams	Morris	Nelson	Edwards
at Iowa State	T. Brown	Corne	Petersen	Ritz	Council	Stewart	Smith (WR)	A. Williams	Morris	Nelson	Edwards
MIAMI	T. Brown	Corne	Petersen	Ritz	Bullard	Stewart	Williams	Smith	Morris	Nelson	Edwards
at Buffalo	T. Brown	Corne	Petersen	Ritz	Bullard	Stewart	Woffley	A. Williams	Morris	Nelson	Edwards
at Kent State	T. Brown	Corne	Petersen	Ritz	Bullard	Stewart	Smith (WR)	A. Williams	Morris	Nelson	Edwards
CMU	T. Brown	Corne	Petersen	Ritz	Bullard	Stewart	Smith (WR)	A. Williams	Morris	Nelson	Edwards
NIU	T. Brown	Corne	Petersen	Ritz	Bullard	Stewart	Smith (WR)	A. Williams	Morris	Nelson	Edwards
at EMU	T. Brown	Corne	Petersen	Ritz	Bullard	Stewart	Williams	A. Williams	Morris	Ramart	Edwards
BGSU	T. Brown	Corne	Petersen	Ritz	Bullard	Smith	Williams	A. Williams	Morris	Nelson	Edwards
at Ohio	T. Brown	Corne	Petersen	Ritz	Bullard	Smith	Knight (WR)	A. Williams	Morris	Nelson	Edwards
at USC	T. Brown	Corne	Petersen	Ritz	Bullard	Smith	Knight (WR)	Dai. Brimage	Morris	Nelson	Suggs

## DEFENSE (4-3)

Game	DE	DT	NT	DE	SAM	MIKE	WILL	CB	FS	ROV	CB
MORGAN ST.	J. Davis	Boxen	B. Williams	Ward	Gilbert	Bell	Lloyd	Dailey	A. Davis	George	K. Brown
at Northwestern	J. Davis	Boxen	B. Williams	Ward	Gilbert	Bell	Lako	Dailey	A. Davis	George	K. Brown
at Iowa State	J. Davis	Boxen	B. Williams	Ward	Gilbert	Bell	Lako	Dailey	A. Davis	George	K. Brown
MIAMI	J. Davis	Boxen	B. Williams	Ward	Gilbert	Bell	Lako	Dailey	A. Davis	George	K. Brown
at Buffalo	J. Davis	Boxen	B. Williams	Ward	Gilbert	Bell	Lako	Dailey	Jacobs	George	K. Brown
at Kent State	J. Davis	Boxen	B. Williams	Ward	Gilbert	Butler (CB)	Lako	Dailey	A. Davis	George	K. Brown
CMU	J. Davis	Boxen	B. Williams	Ward	Gilbert	Arslanian	Lako	Dailey	A. Davis	George	K. Brown
NIU	J. Davis	Jest	B. Williams	Ward	Gilbert	Bell	Lako	Dailey	A. Davis	George	K. Brown
at EMU	J. Davis	Boxen	B. Williams	Ward	Gilbert	Bell	Butler (CB)	Dailey	A. Davis	George	K. Brown
BGSU	J. Davis	Boxen	B. Williams	Ward	Gilbert	Bell	Lako	Butler	A. Davis	George	K. Brown
at Ohio	J. Davis	Boxen	B. Williams	Ward	Gilbert	Bell	Lako	Butler	A. Davis	George	K. Brown
at USC	J. Davis	Boxen	B. Williams	Brady	Gilbert	Bell	Lako	Butler	A. Davis	Jacobs	K. Brown

## AKRON STATISTICAL LEADERS

Game	Rushing (Att.-Yds.TD)	Passing (C-A-I-Y-TD)	Receiving (Att.-Yds.-TD)	Tackles (S-A-T)
MORGAN ST.	Van Edwards (17-109-2)	Kato Nelson (16-26-1-232-3)	Jonah Morris (4-94-1)	Ulysees Gilbert (2-5-7)
at Northwestern	Van Edwards (14-53-0)	Kato Nelson (17-28-0-277-2)	Kwadarrius Smith (6-90-0)	John Lako (7-5-12)
at Iowa State	Kato Nelson (15-56-0)	Kato Nelson (12-28-1-153-1)	Nate Stewart (4-52-0)	Ulysees Gilbert (6-6-12)
MIAMI	Kato Nelson (14-30-0)	Kato Nelson (19-35-3-203-1)	Andre Williams (7-66-0)	Jordan George (6-1-7)
at Buffalo	Van Edwards (7-55-0)	Kato Nelson (12-29-1-115-0)	Andre Williams (3-47-0)	John Lako (7-1-8)
at Kent State	Kato Nelson (17-90-1)	Kato Nelson (19-35-1-219-1)	Andre Williams (4-72-1)	John Lako (8-5-13)
CMU	Van Edwards (20-112-1)	Kato Nelson (10-27-0-149-1)	Andre Williams (5-50-0)	John Lako (9-14-23)
NIU	Van Edwards (12-38-0)	Kato Nelson (18-26-0-299-2)	Andre Williams (8-129-1)	Alvin Davis (6-9-15)
at EMU	Van Edwards (17-53-0)	Alex Ramart (4-15-3-29-0)	Kwadarrius Smith (2-22-0)	Ulysees Gilbert (8-3-11)
BGSU	Van Edwards (18-69-0)	Kato Nelson (12-28-0-148-0)	Kwadarrius Smith (3-37-0)	Jordan George (8-4-12)
at Ohio	Van Edwards (11-19-0)	Kato Nelson (24-41-1-356-4)	Andre Williams (7-81-1)	Jamal Davis (7-4-11)

## 2018 AKRON FOOTBALL RESULTS

Date	Opponent	W/L	Score	Overall	MAC	Time	Attendance
Sat., Sept. 1	at Nebraska [FOX]	Cancelled					
<b>Sat., Sept. 8</b>	<b>MORGAN STATE [ESPN+]</b>	W	41-7	1-0		3:14	18,413
Sat., Sept. 15	at Northwestern [BTN]	W	39-34	2-0		3:49	40,014
Sat., Sept. 22	at Iowa State [FSN]	L	13-26	2-1		3:16	54,028
<b>Sat., Oct. 6</b>	<b>*MIAMI (Ohio) [ESPN+]</b>	L	17-41	2-2	0-1	3:22	22,437
Sat., Oct. 13	*at Buffalo [CBS-SN]	L	6-24	2-3	0-2	3:13	19,506
Sat., Oct. 20	*at Kent State [ESPN+]	W	24-23 OT	3-3	1-2	3:19	18,774
<b>Sat., Oct. 27</b>	<b>*CENTRAL MICHIGAN [ESPN3]</b>	W	17-10	4-3	2-2	3:18	17,582
<b>Thurs., Nov. 1</b>	<b>*NORTHERN ILLINOIS [CBS-SN]</b>	L	26-36	4-4	2-3	3:31	16,401
Sat., Nov. 10	*at Eastern Michigan [ESPN3]	L	7-27	4-5	2-4	2:57	12,403
<b>Sat., Nov. 17</b>	<b>*BOWLING GREEN [ESPN3]</b>	L	6-21	4-6	2-5	3:05	17,742
Fri., Nov. 23	*at Ohio [CBS-SN]	L	28-49	4-7	2-6	3:28	12,938
Sat., Dec. 1	at South Carolina [SEC Network Alt.]	L	3-28	4-8	2-6	3:17	53,420

Home games in CAPS \*Mid-American Conference game

# PLAYER PARTICIPATION

NO.	PLAYER	2018 GP-GS	CAREER GP-GS	MSU	NU	ISU	MIAMI	BUFF	KSU	CMU	NIU	EMU	BGSU	OHIO	USC
27	ARSLANIAN, Bubba #	12-1	12-1	XXX	XXX	XXX	XXX	XXX	XXX	MLB	XXX	XXX	XXX	XXX	XXX
31	BAGGETT, Jamal	12-0	31-0	XXX	XXX	XXX	XXX	XXX	XXX	XXX	XXX	XXX	XXX	XXX	XXX
1D	BELL, Brian	10-10	48-31	MLB	MLB	MLB	MLB	MLB	...	...	MLB	MLB	MLB	MLB	MLB
68	BENTLEY, Eric \$	1-0	1-0	XXX	...	...	...	...	...	...	...	...	...	...	...
2F	BISCHOF, Brandon \$	12-0	12-0	XXX	XXX	XXX	XXX	XXX	XXX	XXX	XXX	XXX	XXX	XXX	XXX
23	BISCHOF, Nathan	8-0	42-2	XXX	XXX	XXX	XXX	XXX	XXX	XXX	XXX	XXX	XXX	XXX	XXX
50	BOXEN, Brock	11-11	42-32	DT	DT	DT	DT	DT	DT	DT	...	DT	DT	DT	DT
51	BRACHER, Jake \$	1-0	1-0	XXX	...	...	...	...	...	...	...	...	...	...	...
56	BRADY, Walter	12-1	12-1	XXX	XXX	XXX	XXX	XXX	XXX	XXX	XXX	XXX	XXX	XXX	DE
17	BRIMAGE, Daishawn \$	7-1	7-1	XXX	XXX	XXX	XXX	XXX	XXX	XXX	XXX	...	...	...	WR
2G	BRIMAGE, DeAndre	6-0	10-0	...	...	...	...	...	...	...	...	...	...	...	XXX
4D	BROWN, Kyrion	12-12	51-27	CB	CB	CB	CB	CB	CB	CB	CB	CB	CB	CB	CB
59	BROWN, Trevor	12-12	31-27	LT	LT	LT	LT	LT	LT	LT	LT	LT	LT	LT	LT
5F	BULLARD, Undrea	10-9	17-9	XXX	...	...	...	...	...	...	...	...	...	...	...
114	BURKHART, Dustin	6-0	18-0	XXX	XXX	XXX	XXX	XXX	XXX	XXX	XXX	...	...	...	...
13	BUTLER, Denzel	11-5	25-7	XXX	XXX	XXX	XXX	XXX	CB	XXX	XXX	CB	CB	CB	CB
46	CADE, Hugh	12-0	14-0	XXX	XXX	XXX	XXX	XXX	XXX	XXX	XXX	XXX	XXX	XXX	XXX
61	COFFMAN, Peyton	2-0	2-0	...	...	...	...	...	...	...	...	...	...	...	...
7G	COOPER, Jerome #	10-0	10-0	XXX	XXX	XXX	XXX	XXX	XXX	...	...	XXX	XXX	XXX	XXX
6G	COUNCIL, Brandon	3-3	13-12	RT	RT	RT	RT	RT	RT	RT	RT	RT	RT	RT	RT
72	CORNE, Hunter #	12-12	12-12	LG	LG	LG	LG	LG	LG	LG	LG	LG	LG	LG	LG
24	DAILEY, Darian	12-9	27-22	CB	CB	CB	CB	CB	CB	CB	CB	CB	XXX	XXX	XXX
1	DAVIS, Alvin	11-11	38-30	FS	FS	FS	FS	FS	FS	FS	FS	FS	FS	FS	FS
9D	DAVIS, Jamal	12-12	27-24	DE	DE	DE	DE	DE	DE	DE	DE	DE	DE	DE	DE
52	DILAURO, Zach \$	1-0	1-0	XXX	...	...	...	...	...	...	...	...	...	...	...
16	DIXON, Jaquavis	1-0	1-0	XXX	...	...	...	...	...	...	...	...	...	...	...
7	EDWARDS, Van	11-11	48-22	RB	RB	RB	RB	RB	RB	RB	RB	RB	RB	RB	...
28	ELLIS, Mark	2-0	4-0	XXX	...	...	...	...	...	...	...	...	...	...	...
63	FAZIO, Nick	5-0	9-0	...	...	...	XXX	XXX	XXX	...	XXX	XXX	...	...	...
2D	FEATHERSTONE, Shawn	2-0	27-5	XXX	XXX	XXX	XXX	XXX	XXX	XXX	XXX	XXX	XXX	XXX	XXX
47	FITSCHEN, Jerry	12-0	13-0	XXX	XXX	XXX	XXX	XXX	XXX	XXX	XXX	XXX	XXX	XXX	XXX
22	FLOYD, Devanier \$	1-0	1-0	XXX	...	...	...	...	...	...	...	...	...	...	...
49	FONSECA, James	1-0	3-0	XXX	...	...	...	...	...	...	...	...	...	...	...
62	FONTE, Vincent \$	1-0	1-0	XXX	...	...	...	...	...	...	...	...	...	...	...
41	FOSTER, Kyle	12-0	49-0	XXX	XXX	XXX	XXX	XXX	XXX	XXX	XXX	XXX	XXX	XXX	XXX
48	GASSER, Nick	12-0	38-0	XXX	XXX	XXX	XXX	XXX	XXX	XXX	XXX	XXX	XXX	XXX	XXX
7D	GEORGE, Jordan	11-11	44-16	S	S	S	S	S	S	S	S	S	S	S	S
5	GILBERT, Ulysees	12-12	51-38	SLB	SLB	SLB	SLB	SLB	SLB	SLB	SLB	SLB	SLB	SLB	SLB
21	GILCHRIST, Tyler	...	4-0	...	...	...	...	...	...	...	...	...	...	...	...
3D	GLOVER, DeMarkus	10-0	18-0	XXX	XXX	XXX	...	...	XXX	XXX	XXX	XXX	XXX	XXX	XXX
25	GREEN, Caleb	1-0	1-0	XXX	...	...	...	...	...	...	...	...	...	...	...
6G	HALL, Rich \$	3-0	3-0	...	...	...	...	...	...	...	...	...	XXX	XXX	XXX
90	HANSON, Matt #	4-0	4-0	XXX	XXX	XXX	...	...	...	...	...	...	...	...	XXX
67	HAWKINS, Logan \$	2-0	2-0	XXX	...	...	XXX	...	...	...	...	...	...	...	...
9Q	HODGSON, Drew #	1-0	1-0	XXX	...	...	...	...	...	...	...	...	...	...	...
29	HOOKS, Jalen \$	12-0	12-0	XXX	XXX	XXX	XXX	XXX	XXX	XXX	XXX	XXX	XXX	XXX	XXX
20	JACOBS, Zaire	9-2	16-2	XXX	XXX	XXX	XXX	S	XXX	...	...	...	XXX	XXX	S
79	JEAN-BAPTISTE, Andy	2-0	2-0	XXX	XXX	...	...	...	...	...	...	...	...	...	...
1F	JEST, Davon'te	12-1	12-1	XXX	XXX	XXX	XXX	XXX	XXX	DT	XXX	XXX	XXX	XXX	XXX
6	JOHNS, Nick	12-0	20-0	XXX	XXX	XXX	XXX	XXX	XXX	XXX	XXX	XXX	XXX	XXX	XXX
83	JONES, De'von	11-0	22-0	XXX	XXX	XXX	XXX	XXX	XXX	XXX	XXX	XXX	XXX	XXX	XXX
45	JUNK, Brandon	12-0	34-5	XXX	XXX	XXX	XXX	XXX	XXX	XXX	XXX	XXX	XXX	XXX	XXX
76	KALLAY, Rich	...	1-0	...	...	...	...	...	...	...	...	...	...	...	...
10	KELLEY, Robbie	...	25-11 *	...	...	...	...	...	...	...	...	...	...	...	...
55	KELLY, R.J. \$	1-0	1-0	XXX	...	...	...	...	...	...	...	...	...	...	...
82	KNIGHT, Jeremiah \$	10-2	10-2	...	...	XXX	XXX	XXX	XXX	XXX	XXX	XXX	XXX	WR	WR
32	KING, James	8-0	8-0	XXX	XXX	XXX	XXX	XXX	XXX	XXX	XXX	XXX	XXX	...	...
40	LAKO, John	12-10	38-13	XXX	WLB	WLB	WLB	WLB	WLB	WLB	WLB	XXX	WLB	WLB	WLB
9F	LASTER, Sammy #	2-0	2-0	XXX	...	...	...	XXX	...	...	...	...	...	...	...
34	LLOYD, DeMarcus	1-1	15-1	WLB	...	...	...	...	...	...	...	...	...	...	...
5D	LUBIN, Jeffrey #	...	...	...	...	...	...	...	...	...	...	...	...	...	...
54	LYONS, Cameron #	12-0	12-0	XXX	XXX	XXX	XXX	XXX	XXX	XXX	XXX	XXX	XXX	XXX	XXX
80	McGRIFF, M.J.	3-0	3-0	XXX	...	...	...	...	...	...	...	...	...	...	XXX
44	MEEKS, Dylan	12-0	26-0	XXX	XXX	XXX	XXX	XXX	XXX	XXX	XXX	XXX	XXX	XXX	XXX
9	MORRIS, Jonah	12-12	12-12	WR	WR	WR	WR	WR	WR	WR	WR	WR	WR	WR	WR
71	MULDOWNEY, Shawn #	12-0	12-0	XXX	XXX	XXX	XXX	XXX	XXX	XXX	XXX	XXX	XXX	XXX	XXX
57	NEELEY, Jonathan	2-0	15-0	...	...	...	...	...	...	...	...	...	...	...	...
1Q	NELSON, Kato	11-11	21-16	QB	QB	QB	QB	QB	QB	QB	QB	...	QB	QB	QB
37	O'LEARY, Tom	...	22-0	...	...	...	...	...	...	...	...	...	...	...	...
53	PETERSEN, Bryce	12-12	12-12	C	C	C	C	C	C	C	C	C	C	C	C
60	RAMICONE, Dean	1-0	1-0	XXX	...	...	...	...	...	...	...	...	...	...	...
12	RAMART, Alex #	6-1	6-1	XXX	...	...	XXX	...	XXX	XXX	XXX	QB	...	...	...
94	REINKE, Brian	11-0	37-14	XXX	...	XXX	XXX	XXX	XXX	XXX	XXX	XXX	XXX	XXX	XXX
6D	RILEY, Jordyn #	3-0	3-0	XXX	XXX	XXX	XXX	XXX	XXX	XXX	XXX	...	...	...	...
66	RITZ, Kyle	12-12	51-43	RG	RG	RG	RG	RG	RG	RG	RG	RG	RG	RG	RG
78	SAMPLE, Austin	4-0	8-0	...	...	...	...	...	...	...	XXX	XXX	XXX	XXX	XXX
6F	SAMPSON, Justin	12-0	24-0	XXX	XXX	XXX	XXX	XXX	XXX	XXX	XXX	XXX	XXX	XXX	XXX
4	SANDS, Deltron	11-0	21-1	XXX	XXX	XXX	...	XXX	XXX	XXX	XXX	XXX	XXX	XXX	XXX
88	SCIPPPIO, Timothy \$	5-0	5-0	XXX	...	...	...	XXX	...	...	...	...	XXX	XXX	XXX
3	SMITH, Kwadarrius	11-8	35-17	XXX	WR	WR	WR	WR	WR	WR	WR	WR	WR	WR	WR
15	STEWART, Nate	10-9	18-9	WR	WR	WR	WR	WR	WR	WR	WR	WR	WR	...	XXX
92	STUHLREER, Michael	1-0	1-0	XXX	...	...	...	...	...	...	...	...	...	...	...
28	SUGGS, Jemarulin #	4-1	4-1	XXX	...	...	XXX	...	...	...	...	XXX	...	...	RB
2	TRAYLOR-BENNETT, M.	12-0	43-8	XXX	XXX	XXX	XXX	XXX	XXX	XXX	XXX	XXX	XXX	XXX	XXX
30	TURFE, Chuck	...	15-0	...	...	...	...	...	...	...	...	...	...	...	...
8	WARD, Josh	12-11	38-12	DE	DE	DE	DE	DE	DE	DE	DE	DE	DE	DE	XXX
11	WHITE, Keyondre \$	7-0	7-0	XXX	...	...	XXX	XXX	XXX	XXX	XXX	...	...	...	XXX
19	WILLIAMS, Andre	11-10	23-19	WR	WR	WR	WR	WR	WR	WR	WR	WR	WR	WR	WR
97	WILLIAMS, Brennan	12-12	40-14	NT	NT	NT	NT	NT	NT	NT	NT	NT	NT	NT	NT
35	WILLIAMS, Newman	11-5	34-16	TE	TE	TE	TE	TE	TE	TE	TE	TE	TE	TE	XXX
26	WOLFLEY, Maverick #	12-1	12-1	XXX	XXX	XXX	XXX	TE	XXX	XXX	XXX	XXX	XXX	XXX	XXX
18	WOOLDRIDGE, Malik #	7-0	7-0	...	...	XXX	...	XXX	XXX	...	...	XXX	XXX	XXX	XXX

XXX - Played POS - Position Started ... - Did Not Play # - Redshirt Freshman \$ - True Freshman \* includes participation from other D-I schools

SEASON REVIEW

# AKRON GAME-BY-GAME STATISTICS

SEASON REVIEW

## TEAM STATISTICS

Date	Opponent	Rushing				Receiving				Passing				Kick Returns				Punt Returns				tot off
		no.	yds	td	lg	no.	yds	td	lg	cmp-att-int	yds	td	lg	no.	yds	td	lg	no.	yds	td	lg	
Sep 08	MORGAN STATE	39	200	2	21	18	237	3	35	18-31-2	237	3	35	0	0	0	0	3	3	0	10	437
Sep 15	at Northwestern	36	90	0	21	17	277	2	56	17-28-0	277	2	56	1	3	0	3	0	0	0	0	367
Sep 22	at Iowa State	31	91	0	22	12	153	1	29	12-28-1	153	1	29	1	26	0	26	0	0	0	0	244
Oct 06	MIAMI	28	56	0	13	19	203	1	27	19-35-3	203	1	27	0	0	0	0	1	2	0	2	259
Oct 13	at Buffalo	32	120	0	19	12	115	0	26	12-29-1	115	0	26	3	44	0	17	3	7	0	10	235
Oct 20	at Kent State	39	143	2	55	19	219	1	35	19-35-1	219	1	35	1	13	0	13	0	0	0	0	362
Oct 27	CENTRAL MICHIGAN	37	154	1	40	10	149	1	56	10-27-0	149	1	56	3	44	0	29	6	41	0	16	303
Nov 01	NORTHERN ILLINOIS	28	35	0	16	21	326	3	51	21-38-2	326	3	51	2	39	0	22	0	0	0	0	361
Nov 10	at Eastern Michigan	31	61	0	19	4	29	0	19	4-15-3	29	0	19	2	47	0	24	1	70	1	70	90
Nov 17	BOWLING GREEN	28	79	0	30	12	148	0	34	12-28-0	148	0	34	3	33	0	18	1	2	0	2	227
Nov 23	at Ohio	21	32	0	8	24	356	4	50	24-41-1	356	4	50	6	68	0	17	0	0	0	0	388
Dec 01	at South Carolina	40	82	0	14	19	178	0	26	19-39-0	178	0	26	1	13	0	13	2	25	0	22	260
Akron		390	1143	5	55	187	2390	16	56	187-374-14	2390	16	56	23	330	0	29	17	150	1	70	3533
		531	2364	24	74	222	2293	13	70	222-367-10	2293	13	70	18	420	0	47	23	140	1	37	4657

Games: 12 • Avg/rush: 2.9 • Avg/catch: 12.8 • Pass effic: 110.31 • KR avg: 14.3 • PR avg: 8.8 • All purpose avg/game: 351.8 • Total offense avg/gm: 294.4

Date	Opponent	Tackles				Sacks no-yds	Fumble		Pass Defense			blkd kick	PAT Attempts			off			
		ua	a	total	tfl-yds		ff	fr-yds	int-yds	qbh	brup		kick	rush	rcv	saf	t/o	pts	
Sep 08	MORGAN STATE	30	32	62	7.0-60	1.0-5	1	1-0	2-5	4	2	0	5-5	0	0	0	0	7	41
Sep 15	at Northwestern	54	38	92	5.0-18	2.0-12	1	1-0	2-147	3	10	0	3-3	0	0	0	0	19	39
Sep 22	at Iowa State	48	30	78	7.0-16	1.0-5	2	2-0	0-0	2	2	0	1-1	0	0	0	0	7	13
Oct 06	MIAMI	53	16	69	5.0-12	1.0-0	2	1-46	1-0	0	2	0	2-2	0	0	0	0	10	17
Oct 13	at Buffalo	48	22	70	5.0-16	0.0-0	0	0-0	1-0	0	4	0	0-0	0	0	0	0	0	6
Oct 20	at Kent State	47	18	65	8.0-20	1.0-1	0	0-0	0-0	2	4	0	3-3	0	0	0	0	0	24
Oct 27	CENTRAL MICHIGAN	40	52	92	11.0-58	5.0-41	1	1-0	0-0	1	5	0	2-2	0	0	0	0	3	17
Nov 01	NORTHERN ILLINOIS	45	60	105	5.0-35	4.0-34	0	1-0	0-0	1	1	0	2-3	0	0	0	0	6	26
Nov 10	at Eastern Michigan	58	24	82	7.0-22	1.0-3	1	1-0	0-0	4	2	0	1-1	0	0	0	0	0	7
Nov 17	BOWLING GREEN	42	28	70	9.0-32	2.0-18	1	1-0	1-53	0	1	0	0-0	0	0	0	0	3	6
Nov 23	at Ohio	39	28	67	7.0-32	2.0-13	0	0-0	1-0	3	2	0	4-4	0	0	0	0	7	28
Dec 01	at South Carolina	42	22	64	5.0-24	2.0-20	2	2-1	2-4	1	5	0	0-0	0	0	0	0	0	3
Akron		546	370	916	81.0-345	22.0-152	11	11-47	10-209	21	40	0	23-24	0	0	0	0	62	227
		426	270	696	81.0-329	33.0-214	16	12-9	14-73	27	59	1	39-39	0	0	0	0	71	326

Date	Opponent	Punting										Field Goals			Kickoffs				
		no.	yds	avg	long	blkd	tb	fc	50+	i20	md-att	long	blkd	no.	yds	avg	tb	ob	
Sep 08	MORGAN STATE	2	90	45.0	47	0	0	0	0	2	2-3	30	0	8	433	54.1	2	1	
Sep 15	at Northwestern	5	193	38.6	47	0	0	1	0	1	2-3	37	0	8	486	60.8	3	0	
Sep 22	at Iowa State	6	226	37.7	48	0	1	1	0	1	2-2	49	0	4	247	61.8	1	0	
Oct 06	MIAMI	6	244	40.7	46	0	0	1	0	1	1-1	40	0	4	258	64.5	2	0	
Oct 13	at Buffalo	9	330	36.7	52	0	0	2	1	2	2-2	48	0	2	130	65.0	2	0	
Oct 20	at Kent State	8	306	38.2	57	0	1	2	2	3	1-1	25	0	4	260	65.0	4	0	
Oct 27	CENTRAL MICHIGAN	8	333	41.6	59	0	0	0	4	3	1-2	43	0	4	260	65.0	3	0	
Nov 01	NORTHERN ILLINOIS	5	199	39.8	46	0	0	2	0	2	2-3	27	0	6	382	63.7	5	0	
Nov 10	at Eastern Michigan	8	331	41.4	46	0	1	0	0	1	0-0	0	0	2	104	52.0	0	0	
Nov 17	BOWLING GREEN	7	282	40.3	47	0	1	1	0	1	2-2	38	0	3	195	65.0	2	0	
Nov 23	at Ohio	5	185	37.0	49	0	0	0	0	1	0-1	0	0	5	318	63.6	4	0	
Dec 01	at South Carolina	7	276	39.4	49	0	0	1	0	1	1-2	45	0	2	130	65.0	1	0	
Akron		76	2995	39.4	59	0	4	11	7	19	16-22	49	0	52	3203	61.6	29	1	
		69	2763	40.0	77	0	4	20	8	26	13-19	41	0	63	3645	57.9	28	4	

# OPPONENT GAME-BY-GAME STATISTICS

## OPPONENT STATISTICS

Date	Opponent	Rushing				Receiving				Passing				Kick Returns				Punt Returns				tot off
		no.	yds	td	lg	no.	yds	td	lg	cmp-att-int	yds	td	lg	no.	yds	td	lg	no.	yds	td	lg	
Sep 08	MORGAN STATE	42	76	1	17	8	78	0	17	8-22-2	78	0	17	3	34	0	17	0	0	0	0	154
Sep 15	at Northwestern	36	86	2	12	37	405	3	43	37-58-2	405	3	43	4	101	0	28	2	5	0	6	491
Sep 22	at Iowa State	35	132	1	21	26	233	1	26	26-34-0	233	1	26	3	93	0	47	1	37	0	37	365
Oct 06	MIAMI	38	208	4	74	24	214	1	28	24-33-1	214	1	28	2	54	0	28	3	6	0	2	422
Oct 13	at Buffalo	46	223	2	30	16	212	1	50	16-30-1	212	1	50	0	0	0	0	2	10	0	10	435
Oct 20	at Kent State	43	173	2	22	17	198	1	34	17-31-0	198	1	34	0	0	0	0	3	-2	0	3	371
Oct 27	CENTRAL MICHIGAN	49	131	1	21	19	169	0	22	19-39-0	169	0	22	1	24	0	24	2	8	0	5	300
Nov 01	NORTHERN ILLINOIS	61	296	2	23	21	188	1	22	21-28-0	188	1	22	1	18	0	18	2	0	0	1	484
Nov 10	at Eastern Michigan	51	252	2	27	16	132	0	19	16-24-0	132	0	19	1	24	0	26	3	18	0	11	384
Nov 17	BOWLING GREEN	41	221	1	34	19	178	2	42	19-27-1	178	2	42	1	24	0	24	1	0	0	0	399
Nov 23	at Ohio	51	381	6	44	5	87	0	35	5-14-1	87	0	35	1	20	0	20	2	37	1	37	468
Dec 01	at South Carolina	38	185	0	61	14	199	3	70	14-27-2	199	3	70	1	28	0	28	2	21	0	21	384
Opponents		531	2364	24	74	222	2293	13	70	222-367-10	2293	13	70	18	420	0	47	23	140	1	37	4657
		390	1143	5	55	187	2390	16	56	187-374-14	2390	16	56	23	330	0	29	17	150	1	70	3533

Games: 12 • Avg/rush: 4.5 • Avg/catch: 10.3 • Pass effic: 119.21 • KR avg: 23.3 • PR avg: 6.1 • All purpose avg/game: 440.8 • Total offense avg/gm: 388.1

Date	Opponent	Tackles				Sacks no-yds	Fumble		Pass Defense			blkd kick	PAT Attempts			off		pts	
		ua	a	total	tfl-yds		ff	fr-yds	int-yds	qbh	brup		kick	rush	rcv	saf	t/o		
Sep 08	MORGAN STATE	39	28	67	3.0-4	1.0-2	0	1-0	2-0	0	4	0	1-1	0	0	0	0	0	7
Sep 15	at Northwestern	32	24	56	4.0-14	0.0-0	1	1-0	0-0	3	6	0	4-4	0	0	0	0	7	34
Sep 22	at Iowa State	36	14	50	9.0-30	4.0-24	1	0-0	1-0	3	7	0	2-2	0	0	0	0	26	
Oct 06	MIAMI	33	14	47	6.0-35	3.0-20	1	2-0	3-7	2	2	0	5-5	0	0	0	10	41	
Oct 13	at Buffalo	39	24	63	7.0-24	3.0-14	4	0-0	1-0	3	5	0	3-3	0	0	0	7	24	
Oct 20	at Kent State	43	20	63	5.0-30	3.0-24	0	0-0	1-0	1	4	0	2-2	0	0	0	7	23	
Oct 27	CENTRAL MICHIGAN	41	22	63	7.0-36	2.0-24	5	4-0	0-0	1	9	0	1-1	0	0	0	3	10	
Nov 01	NORTHERN ILLINOIS	31	26	57	8.0-33	5.0-25	0	0-0	2-25	0	4	1	4-4	0	0	0	9	36	
Nov 10	at Eastern Michigan	17	34	51	8.0-27	2.0-13	0	1-0	3-41	3	0	0	3-3	0	0	0	14	27	
Nov 17	BOWLING GREEN	35	14	49	7.0-38	4.0-26	0	0-0	0-0	0	4	0	3-3	0	0	0	0	21	
Nov 23	at Ohio	34	26	60	6.0-23	2.0-14	0	0-0	1-0	4	5	0	7-7	0	0	0	7	49	
Dec 01	at South Carolina	46	24	70	11.0-35	5.0-28	4	3-9	0-0	7	9	0	4-4	0	0	0	7	28	
Opponents		426	270	696	81.0-329	33.0-214	16	12-9	14-73	27	59	1	39-39	0	0	0	71	326	
		546	370	916	81.0-345	22.0-152	11	11-47	10-209	21	40	0	23-24	0	0	0	62	227	

Date	Opponent	Punting										Field Goals			Kickoffs				
		no.	yds	avg	long	blkd	tb	fc	50+	i20	md-att	long	blkd	no.	yds	avg	tb	ob	
Sep 08	MORGAN STATE	9	313	34.8	61	0	0	1	1	2	0-0	0	0	2	80	40.0	0	0	
Sep 15	at Northwestern	3	113	37.7	40	0	0	3	0	2	0-2	0	0	5	218	43.6	1	0	
Sep 22	at Iowa State	4	157	39.2	49	0	0	2	0	3	4-4	37	0	7	411	58.7	4	1	
Oct 06	MIAMI	4	188	47.0	60	0	1	1	1	2	2-2	36	0	8	514	64.2	7	1	
Oct 13	at Buffalo	5	205	41.0	46	0	0	2	0	0	1-2	30	0	5	296	59.2	2	0	
Oct 20	at Kent State	9	391	43.4	77	0	1	3	2	4	1-1	32	0	3	141	47.0	1	0	
Oct 27	CENTRAL MICHIGAN	10	394	39.4	49	0	0	1	0	2	1-2	28	0	3	149	49.7	0	0	
Nov 01	NORTHERN ILLINOIS	4	159	39.8	57	0	1	1	1	1	2-3	40	0	7	452	64.6	5	0	
Nov 10	at Eastern Michigan	6	271	45.2	56	0	1	0	2	2	2-3	41	0	6	359	59.8	2	2	
Nov 17	BOWLING GREEN	5	197	39.4	50	0	0	1	1	2	0-0	0	0	4	231	57.8	0	0	
Nov 23	at Ohio	4	147	36.8	49	0	0	3	0	2	0-0	0	0	8	474	59.2	2	0	
Dec 01	at South Carolina	6	228	38.0	45	0	0	2	0	4	0-0	0	0	5	320	64.0	4	0	
Opponents		69	2763	40.0	77	0	4	20	8	26	13-19	41	0	63	3645	57.9	28	4	
		76	2995	39.4	59	0	4	11	7	19	16-22	49	0	52	3203	61.6	29	1	

## Akron Inside Opponent Red-Zone

Date	Opponent	Score	Times In RZ	Times Scored	Total Pts	TDs	Rush TDs	Pass TDs	FGs Made	Failed to score inside RZ						
										FGA	Down	Int	Fumb	Half	Game	
Sep 01, 2018	at Nebraska															
Sep 08, 2018	MORGAN STATE	W 41-7	3	3	13	1	1	0	2	0	0	0	0	0	0	0
Sep 15, 2018	at Northwestern	W 39-34	2	2	6	0	0	0	2	0	0	0	0	0	0	0
Sep 22, 2018	at Iowa State	L 13-26	0	0	0	0	0	0	0	0	0	0	0	0	0	0
Oct 06, 2018	MIAMI	L 17-41	1	1	7	1	0	1	0	0	0	0	0	0	0	0
Oct 13, 2018	at Buffalo	L 6-24	0	0	0	0	0	0	0	0	0	0	0	0	0	0
Oct 20, 2018	at Kent State	W 24-23	3	3	17	2	1	1	1	0	0	0	0	0	0	0
Oct 27, 2018	CENTRAL MICHIGAN	W 17-10	3	2	14	2	1	1	0	0	0	0	1	0	0	0
Nov 01, 2018	NORTHERN ILLINOIS	L 26-36	4	4	19	2	0	2	2	0	0	0	0	0	0	0
Nov 10, 2018	at Eastern Michigan	L 7-27	0	0	0	0	0	0	0	0	0	0	0	0	0	0
Nov 17, 2018	BOWLING GREEN	L 6-21	1	1	3	0	0	0	1	0	0	0	0	0	0	0
Nov 23, 2018	at Ohio	L 28-49	4	4	28	4	0	4	0	0	0	0	0	0	0	0
Dec 01, 2018	at South Carolina	L 3-28	0	0	0	0	0	0	0	0	0	0	0	0	0	0
Totals			21	20	107	12	3	9	8	0	0	0	1	0	0	0
20 of 21 (95.2%)																

## Opponents Inside Akron Red-Zone

Date	Opponent	Score	Times In RZ	Times Scored	Total Pts	TDs	Rush TDs	Pass TDs	FGs Made	Failed to score inside RZ						
										FGA	Down	Int	Fumb	Half	Game	
Sep 01, 2018	at Nebraska															
Sep 08, 2018	MORGAN STATE	W 41-7	1	1	7	1	1	0	0	0	0	0	0	0	0	0
Sep 15, 2018	at Northwestern	W 39-34	5	3	21	3	2	1	0	1	0	1	0	0	0	0
Sep 22, 2018	at Iowa State	L 13-26	5	5	19	1	1	0	4	0	0	0	0	0	0	0
Oct 06, 2018	MIAMI	L 17-41	6	6	34	4	3	1	2	0	0	0	0	0	0	0
Oct 13, 2018	at Buffalo	L 6-24	5	4	24	3	2	1	1	0	0	1	0	0	0	0
Oct 20, 2018	at Kent State	W 24-23	2	2	10	1	1	0	1	0	0	0	0	0	0	0
Oct 27, 2018	CENTRAL MICHIGAN	W 17-10	4	2	10	1	1	0	1	1	1	0	0	0	0	0
Nov 01, 2018	NORTHERN ILLINOIS	L 26-36	6	5	27	3	2	1	2	0	1	0	0	0	0	0
Nov 10, 2018	at Eastern Michigan	L 7-27	5	4	20	2	2	0	2	1	0	0	0	0	0	0
Nov 17, 2018	BOWLING GREEN	L 6-21	3	3	21	3	1	2	0	0	0	0	0	0	0	0
Nov 23, 2018	at Ohio	L 28-49	6	6	42	6	6	0	0	0	0	0	0	0	0	0
Dec 01, 2018	at South Carolina	L 3-28	5	2	14	2	0	2	0	0	1	2	0	0	0	0
Totals			53	43	249	30	22	8	13	3	3	4	0	0	0	0
43 of 53 (81.1%)																

## INDIVIDUAL GAME HIGHS

Rushes	20	EDWARDS, Van vs CENTRAL MICHIGAN (Oct 27, 2018)
Yards Rushing	109	EDWARDS, Van vs MORGAN STATE (Sep 08, 2018)
TD Rushes	2	EDWARDS, Van vs MORGAN STATE (Sep 08, 2018)
Long Rush	55	NELSON, Kato at Kent State (Oct 20, 2018)
Pass attempts	41	NELSON, Kato at Ohio (Nov 23, 2018)
Pass completions	24	NELSON, Kato at Ohio (Nov 23, 2018)
Yards Passing	356	NELSON, Kato at Ohio (Nov 23, 2018)
TD Passes	4	NELSON, Kato at Ohio (Nov 23, 2018)
Long Pass	56	NELSON, Kato at Northwestern (Sep 15, 2018)
	56	NELSON, Kato vs CENTRAL MICHIGAN (Oct 27, 2018)
Receptions	8	WILLIAMS, Andre vs NORTHERN ILLINOIS (Nov 01, 2018)
Yards Receiving	129	WILLIAMS, Andre vs NORTHERN ILLINOIS (Nov 01, 2018)
TD Receptions	2	SMITH, Kwadarrus vs NORTHERN ILLINOIS (Nov 01, 2018)
Long Reception	56	WILLIAMS, Andre at Northwestern (Sep 15, 2018)
	56	STEWART, Nate vs CENTRAL MICHIGAN (Oct 27, 2018)
Field Goals	2	GASSER, Nick vs MORGAN STATE (Sep 08, 2018)
	2	GASSER, Nick at Northwestern (Sep 15, 2018)
	2	GASSER, Nick at Iowa State (Sep 22, 2018)
	2	GASSER, Nick at Buffalo (Oct 13, 2018)
	2	GASSER, Nick vs NORTHERN ILLINOIS (Nov 01, 2018)
	2	GASSER, Nick vs BOWLING GREEN (Nov 17, 2018)
Long Field Goal	49	GASSER, Nick at Iowa State (Sep 22, 2018)
Punts	9	GASSER, Nick at Buffalo (Oct 13, 2018)
Punting Avg	47.0	GASSER, Nick vs MORGAN STATE (Sep 08, 2018)
Long Punt	59	GASSER, Nick vs CENTRAL MICHIGAN (Oct 27, 2018)
Punts inside 20	3	GASSER, Nick at Kent State (Oct 20, 2018)
	3	GASSER, Nick vs CENTRAL MICHIGAN (Oct 27, 2018)
Long Punt Return	70	KNIGHT, Jeremiah at Eastern Michigan (Nov 10, 2018)
Long Kickoff Return	29	KNIGHT, Jeremiah vs CENTRAL MICHIGAN (Oct 27, 2018)
Tackles	23	LAKO, John vs CENTRAL MICHIGAN (Oct 27, 2018)
Sacks	1.5	DAVIS, Jamal vs CENTRAL MICHIGAN (Oct 27, 2018)
	1.5	WILLIAMS, Brenna vs BOWLING GREEN (Nov 17, 2018)
	1.5	DAVIS, Jamal at South Carolina (Dec 01, 2018)
Tackles For Loss	3.5	DAVIS, Jamal vs BOWLING GREEN (Nov 17, 2018)
Interceptions	2	DAVIS, Alvin at Northwestern (Sep 15, 2018)

## TEAM GAME HIGHS

Rushes	40	at South Carolina (Dec 01, 2018)
Yards Rushing	200	vs MORGAN STATE (Sep 08, 2018)
Yards Per Rush	5.1	vs MORGAN STATE (Sep 08, 2018)
TD Rushes	2	vs MORGAN STATE (Sep 08, 2018)
	2	at Kent State (Oct 20, 2018)
Pass attempts	41	at Ohio (Nov 23, 2018)
Pass completions	24	at Ohio (Nov 23, 2018)
Yards Passing	356	at Ohio (Nov 23, 2018)
Yards Per Pass	9.9	at Northwestern (Sep 15, 2018)
TD Passes	4	at Ohio (Nov 23, 2018)
Total Plays	79	at South Carolina (Dec 01, 2018)
Total Offense	437	vs MORGAN STATE (Sep 08, 2018)
Yards Per Play	6.3	at Ohio (Nov 23, 2018)
Points	41	vs MORGAN STATE (Sep 08, 2018)
Sacks By	5	vs CENTRAL MICHIGAN (Oct 27, 2018)
First Downs	26	vs MORGAN STATE (Sep 08, 2018)
Penalties	15	at Northwestern (Sep 15, 2018)
Penalty Yards	140	at Northwestern (Sep 15, 2018)
Turnovers	5	vs MIAMI (Oct 06, 2018)
Interceptions By	2	vs MORGAN STATE (Sep 08, 2018)
	2	at Northwestern (Sep 15, 2018)
	2	at South Carolina (Dec 01, 2018)
Punts	9	at Buffalo (Oct 13, 2018)
Punting Avg	45.0	vs MORGAN STATE (Sep 08, 2018)
Long Punt	59	vs CENTRAL MICHIGAN (Oct 27, 2018)
Punts inside 20	3	at Kent State (Oct 20, 2018)
	3	vs CENTRAL MICHIGAN (Oct 27, 2018)
Long Punt Return	70	at Eastern Michigan (Nov 10, 2018)

## OPPONENT INDIVIDUAL GAME HIGHS

Rushes	23	Montgomery, Da., at Iowa State (Sep 22, 2018)
	23	HARBISON, Tre, vs NORTHERN ILLINOIS (Nov 01, 2018)
Yards Rushing	169	HARBISON, Tre, vs NORTHERN ILLINOIS (Nov 01, 2018)
	169	OUELLETTE, A., at Ohio (Nov 23, 2018)
TD Rushes	4	ROURKE, N., at Ohio (Nov 23, 2018)
Long Rush	74	YOUNG, Kenny, vs MIAMI (Oct 06, 2018)
Pass attempts	52	Thorson, C., at Northwestern (Sep 15, 2018)
Pass completions	33	Thorson, C., at Northwestern (Sep 15, 2018)
Yards Passing	383	Thorson, C., at Northwestern (Sep 15, 2018)
TD Passes	3	Thorson, C., at Northwestern (Sep 15, 2018)
	3	Jake Bentley, at South Carolina (Dec 01, 2018)
Long Pass	70	Jake Bentley, at South Carolina (Dec 01, 2018)
Receptions	11	Green, Cameron, at Northwestern (Sep 15, 2018)
Yards Receiving	125	Green, Cameron, at Northwestern (Sep 15, 2018)
TD Receptions	2	Green, Cameron, at Northwestern (Sep 15, 2018)
	2	Deebo Samuel, at South Carolina (Dec 01, 2018)
Long Reception	70	Bryan Edwards, at South Carolina (Dec 01, 2018)
Field Goals	4	Assalley, C., at Iowa State (Sep 22, 2018)
Long Field Goal	41	RYLAND, Chad, at Eastern Michigan (Nov 10, 2018)
Punts	10	SHELDON, Jack, vs CENTRAL MICHIGAN (Oct 27, 2018)
Punting Avg	47.0	KRAMER, Kyle, vs MIAMI (Oct 06, 2018)
Long Punt	77	ADAMS, DEREK, at Kent State (Oct 20, 2018)
Punts inside 20	4	ADAMS, DEREK, at Kent State (Oct 20, 2018)
	4	Joseph Charlton, at South Carolina (Dec 01, 2018)
Long Punt Return	37	Milton, Tarique, at Iowa State (Sep 22, 2018)
	37	NELSON, K., at Ohio (Nov 23, 2018)
Long Kickoff Return	47	Nwangwu, Kene, at Iowa State (Sep 22, 2018)
Tackles	15	FOUNTAIN, Malik, vs CENTRAL MICHIGAN (Oct 27, 2018)
Sacks	2.0	RIGGINS, Taylor, at Buffalo (Oct 13, 2018)
	2.0	DANNA, Mike, vs CENTRAL MICHIGAN (Oct 27, 2018)
	2.0	CORCORAN, Josh, vs NORTHERN ILLINOIS (Nov 01, 2018)
Tackles For Loss	4.0	DANNA, Mike, vs CENTRAL MICHIGAN (Oct 27, 2018)
Interceptions	2	KOENIG, Brad, vs MIAMI (Oct 06, 2018)
	2	MCKIE, Jalen, vs NORTHERN ILLINOIS (Nov 01, 2018)

## OPPONENT TEAM GAME HIGHS

Rushes	61	vs NORTHERN ILLINOIS (Nov 01, 2018)
Yards Rushing	381	at Ohio (Nov 23, 2018)
Yards Per Rush	7.5	at Ohio (Nov 23, 2018)
TD Rushes	6	at Ohio (Nov 23, 2018)
Pass attempts	58	at Northwestern (Sep 15, 2018)
Pass completions	37	at Northwestern (Sep 15, 2018)
Yards Passing	405	at Northwestern (Sep 15, 2018)
Yards Per Pass	7.4	at South Carolina (Dec 01, 2018)
TD Passes	3	at Northwestern (Sep 15, 2018)
	3	at South Carolina (Dec 01, 2018)
Total Plays	94	at Northwestern (Sep 15, 2018)
Total Offense	491	at Northwestern (Sep 15, 2018)
Yards Per Play	7.2	at Ohio (Nov 23, 2018)
Points	49	at Ohio (Nov 23, 2018)
Sacks By	5	vs NORTHERN ILLINOIS (Nov 01, 2018)
	5	at South Carolina (Dec 01, 2018)
First Downs	34	vs NORTHERN ILLINOIS (Nov 01, 2018)
Penalties	8	vs MORGAN STATE (Sep 08, 2018)
	8	vs BOWLING GREEN (Nov 17, 2018)
	8	at Ohio (Nov 23, 2018)
Penalty Yards	95	at Ohio (Nov 23, 2018)
Turnovers	4	at South Carolina (Dec 01, 2018)
Interceptions By	3	vs MIAMI (Oct 06, 2018)
	3	at Eastern Michigan (Nov 10, 2018)
Punts	10	vs CENTRAL MICHIGAN (Oct 27, 2018)
Punting Avg	47.0	vs MIAMI (Oct 06, 2018)
Long Punt	77	at Kent State (Oct 20, 2018)
Punts inside 20	4	at Kent State (Oct 20, 2018)
	4	at South Carolina (Dec 01, 2018)
Long Punt Return	37	at Iowa State (Sep 22, 2018)
	37	at Ohio (Nov 23, 2018)

**BY AKRON**

100 Yards Rushing 112, Van Edwards vs. Central Michigan, 10-27-18  
 150 Yards Rushing 151, Jawon Chisholm vs. Kent State, 11-08-13  
 175 Yards Rushing 184, Jawon Chisholm at Kent State, 11-28-14  
 200 Yards Rushing 277, Dennis Kennedy vs. Eastern Mich., 10-18-08  
 25+ Rushing Attempts 28, Warren Ball at Troy, 9-23-17  
 30+ Rushing Attempts 32, Alex Allen vs. Buffalo, 11-26-10  
 2 Touchdowns Rushing Van Edwards vs. Morgan State, 9-8-18  
 3 Touchdowns Rushing Warren Ball vs UAPB, 9-9-17  
 4+ Touchdowns Rushing 5, Bobby Hendry vs. Eastern Mich., 11-24-01  
 50-Yard Run 55, Kato Nelson at Kent State, 10-20-18  
 60-Yard Run 61, Manny Morgan at Marshall, 9-17-16  
 70-Yard Run 70 (TD), by Tra'Von Chapman vs. Miami (Ohio), 10-8-16  
 80-Yard Run 80 (TD), Jawon Chisholm at Kent State, 11-28-14  
 90-Yard Run 91, Alex Allen vs. Miami (Ohio), 11-17-10  
 Two Players 100 Rushing Yards (each) Nate Burney (119) and Alex Allen (110) vs. Gardner-Webb, 9-11-10  
 250 Yards Passing 299, Kato Nelson vs. Northern Illinois, 11-1-18  
 300 Yards Passing 356, Kato Nelson at Ohio, 11-23-18  
 400 Yards Passing 407, Thomas Woodson vs. VMI, 9-3-16  
 20 Pass Completions 24, Kato Nelson at Ohio, 11-23-18  
 30 Pass Completions 30, Thomas Woodson vs. Ball State, 10-7-17  
 40 Pass Attempts 41, Kato Nelson at Ohio, 11-23-18  
 50 Pass Attempts \*62, Kyle Pohl vs. Bowling Green, 11-04-14  
 2 Touchdown Passes Kato Nelson vs. Northern Illinois, 11-1-18  
 3 Touchdown Passes Kato Nelson vs. Morgan State, 9-8-18  
 4 Touchdown Passes Kato Nelson at Ohio, 11-23-18  
 5 Touchdown Passes Dalton Williams at FIU, 9-8-12  
 6 Touchdown Passes % Thomas Woodson vs. VMI, 9-3-16  
 2 Interceptions Thrown Thomas Woodson at Troy, 9-23-17  
 3 Interceptions Thrown Kyle Pohl vs. Bowling Green, 11-4-14  
 4 Interceptions Thrown Thomas Woodson at Ball State, 10-25-14  
 300 Yards Total Offense 309, Kato Nelson at Kent State, 10-20-18  
 350 Yards Total Offense 371, Kato Nelson at Ohio, 11-23-18  
 400 Yards Total Offense 420, Thomas Woodson vs. VMI, 9-3-16  
 100 Yards Receiving 114, Kwadarrus Smith vs. Toledo, 12-2-17  
 150 Yards Receiving 196, Jerome Lane vs. VMI, 9-3-16  
 200 Yards Receiving 223, Jabari Arthur vs. Western Michigan, 10-6-07  
 10 Receptions 10, JoJo Natson vs. Appalachian State, 9-24-16  
 10+ Receptions 11, Marquelo Suel at Kent State, 11-3-12  
 50-Yard Reception 51, Jeremiah Knight at Ohio, 11-23-18  
 60-Yard Reception 64 (TD), Jerome Lane (Tyrell Goodman) vs. Bowling Green, 11-9-16  
 70-Yard Reception 71 (TD), Kwadarrus Smith (Kato Nelson) vs. Ohio, 11-14-17  
 80-Yard Reception 80, Andre Jones (Alex Allen) vs. Northern Ill., 10-31-09  
 90-Yard Reception 91, Jerome Lane (Thomas Woodson) vs. Toledo, 11-2-16  
 2 Touchdowns Receiving Kwadarrus Smith vs. Northern Illinois, 11-1-18  
 3 Touchdowns Receiving JoJo Natson vs. VMI, 9-3-16  
 Two Players 100 Yards Receiving (each) Andre Williams (129) and Kwadarrus Smith (115) vs. Northern Illinois, 11-1-18  
 150 Yard Rusher and 150 Yard Receiver in Same Game #Jawon Chisholm (188 rushing) and Keith Sconiers (154 receiving) vs. VMI, 9-24-11  
 Kickoff Return for TD Dashan Miller (98 yards) vs. Syracuse, 10-24-09  
 Free Kick Return for TD 89, Andre Jones (78) and Alphonso Owen (11) vs. Western Michigan, 10-6-07  
 100-Yard Kickoff Return Jamie Goodwin at Connecticut, 10-25-03  
 100+ Yards in Kickoff Return Yardage 156, Van Edwards at Kent State, 10-1-16  
 Punt Return for TD Jeremiah Knight (70 yards) at Eastern Michigan, 11-10-18  
 70-Yard Punt Return Domenik Hixon (85 yards) vs. Ball State, 10-23-04  
 200 All-Purpose Yards 200, Jawon Chisholm at Kent State, 11-28-14  
 250 All-Purpose Yards 263, Dennis Kennedy vs. Buffalo, 11-13-08  
 Interception for TD John Lako (35 yds.) vs. Ball State, 10-7-17  
 Intercepted 2+ Passes 2, Alvin Davis (2 for TDs) at Northwestern, 9-15-18  
 Fumble Return for TD Ulysees Gilbert (46 yards) vs. Miami, 10-6-18  
 Blocked a Field Goal Brock Boxen (44-yard att.) vs. VMI, 9-3-16  
 Blocked 2 Field Goals Nick Rossi (46-yard att.) and Anthony Holmes (40-yard att.) at Northern Ill., 10-12-13  
 Blocked a PAT Andrew Hauser at Bowling Green, 9-30-17  
 Blocked a Punt Zach Guiser at Marshall, 9-17-16  
 Blocked Punt Returned for TD Ulysees Gilbert (30 yds.) at Marshall, 9-17-16  
 Had a 2-Pt Conversion Tyrell Goodman pass to Jerome Lane vs. BGSU, 11-9-16  
 Had a Defensive 2-Pt. Conversion Shawn Lemon (98 yds) vs. Toledo, 11-5-08  
 50-Yard Field Goal 50, Robert Stein at Miami (Ohio), 11-14-15  
 55-Yard Field Goal 56, Daron Alcorn vs. Toledo, 9-12-92  
 UA Recorded a Safety Andrew Hauser at Eastern Michigan, 10-10-15

**AKRON TEAM**

500 Yards Total Offense 529 at Ball State, 10-22-16  
 600 Yards Total Offense 626 vs. Savannah State, 9-19-15  
 700 Yards Total Offense \*753 vs Morgan State, 9-15-12  
 300 Yards Rushing Offense 339 vs. Eastern Michigan, 10-18-08  
 400 Yards Rushing Offense 440 vs. Liberty, 10-12-02  
 500 Yards Rushing Offense 503 vs. Northern Arizona, 9-28-91  
 300 Yards Passing Offense 322 vs. Ohio, 11-14-17  
 400 Yards Passing Offense 425 vs. VMI, 9-3-16  
 500 Yards Passing Offense \*^565 vs. Morgan State, 9-15-12  
 Scored an OFF, DEF and ST Touchdown at Marshall, 9-17-16

**BY OPPONENT**

100 Yards Rushing 110, Mon Denson, South Carolina, 12-1-18  
 150 Yards Rushing 169, A.J. Ouellette, Ohio, 11-23-18  
 200 Yards Rushing 243, Zurlon Tipton, Central Michigan, 10-27-12  
 250 Yards Rushing 282, Jordan Johnson, Buffalo, 10-27-16  
 300 Yards Rushing 376, Travis Prentice, Miami (Ohio), 11-6-99  
 20 Rushing Attempts 23, Tre Harbison, Northern Illinois, 11-1-18  
 30 Rushing Attempts 31, Jarvion Franklin, Western Michigan, 10-15-17  
 40 Rushing Attempts 42, Garrett Wolfe, Northern Illinois, 12-1-05  
 3 Touchdowns Rushing Devin Singletary, Florida Atlantic, 12-19-17  
 4+ Touchdowns Rushing 5, Thomas Hammock, Northern Ill., 10-14-00  
 70-Yard Run 80, Saquon Barkley, #6 Penn State, 9-2-17  
 Two Players 100 Yards Rushing (each) 126, Maleek Irons, 169, A.J. Ouellette, Ohio, 11-23-18  
 300 Yards Passing 383, Clayton Thorson, Northwestern, 9-15-18  
 400 Yards Passing 413, Chase Litton, Marshall, 9-17-16  
 500 Yards Passing 516, Zac Dysert, Miami (Ohio), 9-29-12  
 20 Pass Completions 23, Logan Woodside, Toledo, 12-2-17  
 30 Pass Completions 33, Clayton Thorson, Northwestern, 9-15-18  
 40 Pass Attempts 41, Jack Milas, Ball State, 10-7-17  
 50 Pass Attempts 57, Chase Litton, Marshall, 9-17-16  
 4 Touchdown Passes Chase Litton, Marshall, 9-17-16  
 5 Touchdown Passes Logan Woodside, Toledo, 10-21-17  
 5+ Touchdown Passes 6, Zac Dysert, Miami (Ohio), 9-29-12  
 3 Interceptions Thrown Chase Litton, Marshall, 9-17-16  
 500 Yards Total Offense 514, Dan LeFevour, Central Mich., 11-23-07  
 600 Yards Total Offense 624, Zac Dysert, Miami (Ohio), 9-29-12  
 100 Yards Receiving 125, Cameron Green, Northwestern, 9-15-18  
 150 Yards Receiving 181, Justin Rankin, Kent State, 10-1-16  
 200 Yards Receiving 214, Lee Evans, Wisconsin, 9-6-03  
 10 Receptions Scott Miller, Bowling Green, 9-30-17  
 10+ Receptions 11, Hunter Sharp, Utah State, 12-22-15  
 3 Touchdown Receptions Jake Stoneburner, Ohio State, 9-3-11  
 60-Yard Reception 63, Kamrin Solomon, Florida Atlantic, 12-19-17  
 70-Yard Reception 78, Rokeem Williams, Miami (Ohio), 11-14-15  
 90-Yard Reception 91, Breshad Perriman, UCF, 8-29-13  
 Two Players Receiving 100 Yards (each) Diontae Johnson (118) and Jon'Vea Johnson (103), Toledo, 12-2-17  
 Kickoff Return for TD Devron Wallace (91 yards), Western Mich., 10-23-10  
 Punt Return for TD DeAndre Thompkins (61 yards), #6 Penn State, 9-2-17  
 70-Yard Punt Return Stafford Owens (81 yards), Ohio, 11-13-04  
 Had 2 Interceptions 2, Byron Moore, Tennessee, 9-29-12  
 Returned Interception for TD Maxx Crosby, Eastern Michigan, 11-10-18  
 Had 3 Interceptions Brian Lainhart, Kent State, 10-4-08  
 Fumble Return for TD Deebo Samuel (0 yards), South Carolina, 12-1-18  
 75-Yard Fumble Return for TD 99, Quan Dillahun, Howard, 9-20-03  
 Blocked a Field Goal Nate Childress, Toledo, 12-2-17  
 Blocked a PAT Jalen McKie, Northern Illinois, 11-1-18  
 Blocked a PAT Returned for a Safety Jalen McKie, Northern Illinois, 11-1-18  
 Blocked a Punt 2, Tony Reid, Miami (Ohio), 11-14-15  
 Blocked Punt Returned for TD Melvin Payne, Ohio, 10-10-09  
 Had a 2-Pt. Conversion Riley Neal (rush), Ball State, 10-22-16  
 50-Yard Field Goal Kaleb Patterson (52 yards), Miami (Ohio), 10-19-13  
 500 Yards Total Offense 561, Toledo, 12-2-17  
 600 Yards Total Offense 622, Toledo, 11-2-16  
 700 Yards Total Offense 705, Miami (Ohio), 9-29-12  
 Less Than 200 Yards of Total Offense 127, Morgan State, 9-12-09  
 UA Allowed a Safety at #10 Wisconsin, 9-10-16

\* - indicates school record  
 % - indicates tied school record=  
 # - first time in program history  
 ^ - indicates Mid-American Conference record

# NEBRASKA

#1

- ◆ Saturday, Sept. 1
- ◆ 8 PM ET • FOX
- ◆ Memorial Stadium | Lincoln, NE



Akron (0-0)	0	0	0	0	-	0
Nebraska (0-0)	0	0	0	0	-	0

LINCOLN, Neb. – Following a three-hour delay for lightning and thunderstorms, Saturday's season opening, non-conference football game between Akron and host Nebraska has been cancelled, school officials from Nebraska and Akron announced.

More information about the game status will be provided at a later date.

In the opening kickoff, Akron sophomore PK **Jerry Fitschen** (Orange, Calif.) went a career-long 65 yards on the second kickoff of his young career.

# MORGAN STATE

#2

- ◆ Saturday, Sept. 8
- ◆ 3:30 PM • ESPN+
- ◆ InfoCision Stadium-Summa Field



Morgan State (0-2)	0	0	0	7	-	7
Akron (1-0)	17	10	14	0	-	41

AKRON, Ohio– Akron recorded its first win of the 2018 campaign, defeating the Morgan State Bears 41-7 at InfoCision Stadium-Summa Field on Saturday.

The Zips' offense exploded for five touchdowns, three in the air and two on the ground, while the defense limited the Bears to 192 yards of total offense with two interceptions, two forced fumbles, one sack, and one fumble recovery.

Akron's offense was paced by sophomore QB Kato Nelson and senior RB Van Edwards. Nelson connected on 16-of-26 pass attempts for 232 yards and three touchdowns, including a 35-yard strike to senior WR Kwadarrus Smith. Edwards finished the game with 109 yards rushing and two touchdowns on 17 attempts. It was his second career 100-yard rushing game.

Defensively, the Zips caused three turnovers as junior CB Alvin Davis and senior DE Jamal Davis II each recorded interceptions. Junior LB John Lako and senior LB Ulysees Gilbert led the squad with six tackles each.

SCORING SUMMARY:				MSU-UA
1st	9:39	UA	Gasser 24 yd. field goal	
			Drive: 9 plays, 30 yards in 3:48	0 - 3
	5:54	UA	Edwards 21 yd. run (Gasser kick)	
			Drive: 5 plays, 35 yards in 2:35	0 - 10
	3:56	UA	Smith 35 yd. pass from Nelson (Gasser kick)	
			Drive: 3 plays, 36 yards in 1:39	0 - 17
2nd	4:09	UA	Gasser 30 yd. field goal	
			Drive: 11 plays, 72 yards in 5:53	0 - 20
	0:34	UA	Williams 32 yd. pass from Nelson (Gasser kick)	
			Drive: 6 plays, 67 yards in 1:25	0 - 27
3rd	13:16	UA	Morris 34 yd. pass from Nelson (Gasser kick)	
			Drive: 4 plays, 75 yards in 1:44	0 - 34
	9:10	UA	Edwards 20 yd. run (Fitschen kick)	
			Drive: 4 plays, 55 yards in 1:48	0 - 41
4th	00:11	MSU	Harris 1 yd. run (O'Shea kick)	
			Drive: 9 plays, 66 yards in 3:16	7 - 41

	MORGAN STATE	AKRON
FIRST DOWNS	13	26
RUSHES-YARDS (NET)	42-114	39-200
PASSING YDS (NET)	78	237
Passes Comp-Att-Int	8-22-2	18-31-2
TOTAL OFFENSE PLAYS-YARDS	64-192	70-437
Fumble Returns-Yards-TD	0-0-0	0-0-0
Punt Returns-Yards-TD	0-0-0	3-3-0
Kickoff Returns-Yards-TD	3-34-0	0-0-0
Interception Returns-Yards-TD	2-38-0	2-5-0
Punts (Number-Avg)	9-34.8	2-45.0
Fumbles-Lost	2-1	1-1
Penalties-Yards	8-90	6-73
Possession Time	28:39	31:21
Third-Down Conversions	14% (2 of 14)	46% (6 of 13)
Fourth-Down Conversions	0% (0 of 1)	50% (1 of 2)
Red-Zone Scores-Chances	1-1	3-3
Sacks By: Number-Yards	1-2	1-5

**RUSHING:**  
MSU - Riggins 16-55, Chase 10-33, Goodwin 6-15, Golatt 2-14, Adeleke 2-1, Team 1-(-1), Harris 5-(-3). UA - Edwards 17-109, Nelson 9-42, Sands 4-18, White 3-11, Copper 1-10, Suggs 2-5, Floyd 2-4, Green 1-1.

**PASSING:**  
MSU - Harris 7-14-1-73-0, Golatt 1-8-1-5-0. UA - Nelson 16-26-1-232-3, Ramart 2-5-1-5-0.

**RECEIVING:**  
MSU - Bailey 3-24, Holmes 2-22, Pollion 1-16, McCracken 1-15, Chase 1-1. UA - Morris 4-94, A. Williams 4-46, Edwards 2-22, Junk 2-5, Smith 1-35, Stewart 1-15, Wolfley 1-6, Reinke 1-4, Sands 1-2.

SEASON REVIEW

# NORTHWESTERN

#3

- ◆ Saturday, Sept. 15
- ◆ 7:30 PM ET • Big Ten Network
- ◆ Ryan Stadium | Evanston, IL



Akron (2-0)	0	3	23	13	-	39
Northwestern (1-2)	7	14	7	6	-	34

EVANSTON, Ill. - For the first time in Akron football history, the Zips defeated a Big Ten opponent as Akron held on to a 39-34 victory over Northwestern on Saturday evening at Ryan Field.

Whatever Zips' head coach Terry Bowden said to the team at halftime worked as the Akron offense nearly doubled its yardage output in the third quarter. The Zips only managed to gain 123 yards of total offense in the first half, but the next 30 minutes proved to be the game changer.

The defense had a strong first half and continued to challenge the NU offense in the second half. In fact, Zips' junior CB Alvin Davis, Jr., let his presence be known when he picked-off an errant pass from NU QB Clayton Thorson. Alvin Davis returned the interception 97 yards for six points to put Akron within two points of Northwestern, 21-19.

The Zips added seven more points with a defensive takeaway as Davis recorded his second pick-six for the game. He intercepted the ball at the 50-yard line and finished with his second touchdown of the game to give Akron a 39-28 lead with 7:24 left to play.

SCORING SUMMARY:				UA-NU
1st	6:52	NY	Larkin 7 yd. run (Kuhbänder kick) Drive: 1 play, 7 yards in 0:06	0 - 7
2nd	7:21	NU	Larkin 5 yd. run (Kuhbänder kick) Drive: 7 plays, 73 yards in 3:22	0 - 14
	0:39	UA	Gasser 37 yd. field goal Drive: 5 plays, 48 yards in 1:04	3 - 14
	0:07	NU	Green 21 yd. pass from Thorson (Kuhbänder kick) Drive: 6 plays, 56 yards in 0:31	3 - 21
3rd	11:50	UA	Gasser 24 yd. field goal Drive: 9 plays, 68 yards in 3:10	6 - 21
	6:49	UA	Williams 25 yd. pass from Nelson (Gasser kick) Drive: 9 plays, 80 yards in 4:11	13 - 21
	3:14	UA	Alvin Davis 97 yd. interception return (Nelson pass failed)	19 - 21
	1:08	NU	Green 13 yd. pass from Thorson (Kuhbänder kick) Drive: 9 plays, 74 yards in 2:01	19 - 28
	0:24	UA	Wolfley 24 yd. pass from Nelson (Gasser kick) Drive: 2 plays, 75 yards in 0:44	26 - 28
4th	8:28	UA	Gilbert 0 yd. fumble recovery (Nelson rush fumbled)	32 - 28
	7:24	UA	Alvin Davis 50 yd. interception return (Gasser kick)	39 - 28
	2:21	NU	Skowronek 24 yd. pass from Thorson (Thorson pass failed) Drive: 8 plays, 69 yards in 1:21	39 - 34

	AKRON	NORTHWESTERN
FIRST DOWNS	15	30
RUSHES-YARDS (NET)	36-90	36-86
PASSING YDS (NET)	277	405
Passes Comp-Att-Int	17-28-0	37-58-2
TOTAL OFFENSE PLAYS-YARDS	64-367	94-491
Fumble Returns-Yards-TD	0-0-1	0-0-0
Punt Returns-Yards-TD	0-0-0	2-5-0
Kickoff Returns-Yards-TD	1-3-0	4-101-0
Interception Returns-Yards-TD	2-147-2	0-0-0
Punts (Number-Avg)	5-38.6	3-37.7
Fumbles-Lost	2-1	1-1
Penalties-Yards	15-140	3-35
Possession Time	30:10	29:50
Third-Down Conversions	25% (4 of 16)	35% (6 of 17)
Fourth-Down Conversions	25% (1 of 4)	20% (1 of 5)
Red-Zone Scores-Chances	2-2	3-5
Sacks By: Number-Yards	2-12	0-0

**RUSHING:**  
UA - Edwards 14-53, Nelson 15-37, Sands 3-14, Smith 2-6, Traylor-Bennett 1-0, Team 1-(-20).  
NU - Larkin 22-82, Green 3-16, Moten 5-12, Bowser 1-0, McGowan 1-(-4), Thorson 4-(-20).

**PASSING:**  
UA - Nelson 17-28-0-277-2. NU - Thorson 33-52-2-383-3, Green 4-6-0-22-0.

**RECEIVING:**  
UA - Smith 6-90, A. Williams 3-85, Morris 3-51, Stewart 3-22, Wolfley 1-24, Traylor-Bennett 1-5. NU - Green 11-125, Larkin 8-52, Skowronek 7-88, Nagel 3-35, Chiaokhiao-Bowman 3-19, Fessler 2-26, Moten 2-17, McGowan 1-43.

# IOWA STATE

#4

- ◆ Saturday, Sept. 22
- ◆ Noon ET • FSN
- ◆ Jack Trice Stadium | Ames, IA



Akron (2-1)	7	3	3	0	-	13
Iowa State (1-2)	7	10	0	9	-	26

AMES, Iowa - Akron fell 26-13 on the road to Big 12 opponent Iowa State on Saturday afternoon at MidAmerican Energy Field at Jack Trice Stadium.

It was a closely fought battle throughout as the Akron (2-1) defense gave the Iowa State (1-2) offense trouble all game. Iowa State led by a touchdown at the break (17-10), and added three second-half field goals for their first win of the season. Iowa State outscored Akron 9-3 in the final 30 minutes of play.

Akron saw two players reach career milestones as senior P Nick Gasser booted a 49-yard field goal for the longest of his career, and senior WR Kwadarrus Smith surpassed the 1,000-yard career receiving mark on a 13-yard reception. Both plays occurred in the second half.

Sophomore QB Kato Nelson led the Akron offense with 153 yards passing and 56 yards on the ground. He completed 12-of-28 passes for one touchdown and a long of 29 yards. His longest rushing effort went for 22 yards.

SCORING SUMMARY:				UA-ISU
1st	6:23	UA	Williams 26 yd. pass from Nelson (Gasser kick) Drive: 3 plays, 26 yards in 0:51	7 - 0
	3:36	ISU	Butler 24 yd. pass from Noland (Assalley kick) Drive: 6 plays, 49 yards in 2:38	7 - 7
2nd	10:45	ISU	Assalley 27 yd. field goal Drive: 6 plays, 22 yards in 1:56	7 - 10
	5:21	UA	Gasser 45 yd. field goal Drive: 10 plays, 37 yards in 5:24	10 - 10
	0:30	ISU	Montgomery 1 yd. run (Assalley kick) Drive: 11 plays, 74 yards in 4:46	10 - 17
3rd	7:59	UA	Gasser 49 yd. field goal Drive: 12 plays, 46 yards in 5:17	13 - 17
4th	14:56	ISU	Assalley 29 yd. field goal Drive: 8 plays, 44 yards in 3:09	13 - 20
	9:50	ISU	Assalley 33 yd. field goal Drive: 8 plays, 39 yards in 4:07	13 - 23
	0:30	ISU	Assalley 37 yd. field goal Drive: 4 plays, 3 yards in 1:37	13 - 26

	AKRON	IOWA STATE
FIRST DOWNS	15	21
RUSHES-YARDS (NET)	31-91	35-132
PASSING YDS (NET)	153	233
Passes Comp-Att-Int	12-28-1	26-34-0
TOTAL OFFENSE PLAYS-YARDS	59-244	365
Fumble Returns-Yards-TD	0-0-0	0-0-0
Punt Returns-Yards-TD	0-0-0	1-37-0
Kickoff Returns-Yards-TD	1-26-0	3-93-0
Interception Returns-Yards-TD	0-0-0	1-0-0
Punts (Number-Avg)	6-37.7	4-39.2
Fumbles-Lost	1-0	2-2
Penalties-Yards	6-45	5-50
Possession Time	26:29	33:31
Third-Down Conversions	36% (5 of 14)	38% (6 of 16)
Fourth-Down Conversions	0% (0 of 1)	100% (1 of 1)
Red-Zone Scores-Chances	0-0	5-5
Sacks By: Number-Yards	1-5	4-24

**RUSHING:**  
UA - Nelson 15-56, Edwards 12-23, Sands 2-7, Williams 1-4, Smith 1-1. ISU - Montgomery 23-107, Lang 7-22, Crouney 1-6, Nwangwu 2-3, Purdy 1-(-1), Noland 1-(-5).

**PASSING:**  
UA - Nelson 12-28-1-153-1. ISU - Noland 26-34-0-233-1.

**RECEIVING:**  
UA - Stewart 4-52, Morris 3-37, A. Williams 2-45, Smith 1-13, Edwards 1-5, Traylor-Bennett 1-1. ISU - Butler 6-88, Jones 6-39, Eaton 4-28, Milton 4-15, Crouney 2-20, Akers 1-26, Lang 1-7, Seonbuchner 1-6, Montgomery 1-4.

# MIAMI [OHIO]

#5

- ◆ Saturday, Oct. 6
- ◆ 3:30 PM • ESPN+
- ◆ InfoCision Stadium-Summa Field



Miami (2-4, 2-1 MAC)	0	14	10	17	-	41
Akron (2-2, 0-1 MAC)	0	10	7	0	-	17

AKRON, Ohio- Akron football opened Mid-American Conference play with a 41-17 loss to Miami (Ohio) on Saturday afternoon at InfoCision Stadium-Summa Field.

The loss snapped Akron's five-game home win streak. Miami forced five turnovers throughout the game.

"There's not much you can say, we just got whipped and when things started to snowball it just got rolling," Akron head coach Terry Bowden said. "Everything that could have gone wrong, went wrong. We couldn't get anything to go our way, and we didn't respond to it as well as we should. We just got beat. Miami is a good football team, and they just played better football than us."

For the Zips, sophomore QB Kato Nelson led the rushing efforts with 30 yards on 14 carries. Under center, he went 19-of-35 for 203 yards and a touchdown. He also threw three interceptions in the second half. Sophomore WR Andre Williams was the top receiver with seven catches for 66 yards. Defensively, senior S Jordan George had seven tackles, including six solo stops, and a break-up.

**SCORING SUMMARY:**

			MU-UA	
2nd	10:00	MU	Smith 3 yd. run (Sloman kick) Drive: 17 plays, 71 yards in 7:02	7-0
	4:57	MU	Young 7 yd. pass from Ragland (Sloman kick) Drive: 9 plays, 78 yards in 3:32	14-0
	1:44	UA	Stewart 17 yd. pass from Nelson (Gasser kick) Drive: 8 plays, 75 yards in 3:13	14-7
	0:47	UA	Gasser 40 yd. field goal Drive: 5 plays, 33 yards in 0:50	14-10
3rd	11:06	UA	Gilbert 46 yd. fumble recovery (Gasser kick)	14-17
	8:53	MU	Young 3 yd. run (Sloman kick) Drive: 6 plays, 57 yards in 2:07	21-17
	3:14	MU	Sloman 27 yd. field goal Drive: 14 plays, 58 yards in 4:46	24-17
4th	13:25	MU	Young 74 yd. run (Sloman kick) Drive: 3 plays, 88 yards in 1:22	31-17
	10:53	MU	Sloman 36 yd. field goal Drive: 4 plays, 3 yards in 1:25	34-17
	6L34	MU	Rigg 0 yd. fumble recovery (Sloman kick) Drive: 2 plays, 30 yards in 1:03	41-17

	MIAMI	AKRON
FIRST DOWNS	19	16
RUSHES-YARDS (NET)	38-208	28-56
PASSING YDS (NET)	214	203
Passes Comp-Att-Int	24-33-1	19-35-3
TOTAL OFFENSE PLAYS-YARDS	71-422	63-259
Fumble Returns-Yards-TD	0-0-0	1-46-1
Punt Returns-Yards-TD	3-6-0	1-2-0
Kickoff Returns-Yards-TD	2-54-0	0-0-0
Interception Returns-Yards-TD	3-7-0	1-0-0
Punts (Number-Avg)	4-64.2	6-40.7
Fumbles-Lost	2-1	3-2
Penalties-Yards	6-60	8-86
Possession Time	31:44	28:16
Third-Down Conversions	40% (6 of 15)	36% (5 of 14)
Fourth-Down Conversions	67% (2 of 3)	0% (0 of 0)
Red-Zone Scores-Chances	6-6	1-1
Sacks By: Number-Yards	3-20	0-0

**RUSHING:**

MU - Young 3-78, Smith 13-50, Johnson 8-38, Ragland 6-22, Thomas 4-7, Kahn 3-7, Bester 1-6, Rigg 0-0. UA - Nelson 14-30, White 3-10, Ramart 1-5, Traylor-Bennett 1-4, Edwards 6-4, Suggs 1-2, Smith 2-1.

**PASSING:**

MU - Ragland 24-33-1-214-1. UA - Nelson 19-35-3-203-1.

**RECEIVING:**

MU - Robinson 5-77, Young 5-18, Thomas 4-13, Smith 3-34, Mayock 2-42, Johnson 2-9, Sorenson 1-17, Homer 1-4, Bester 1-0. UA - A. Williams 7-66, Smith 4-55, Stewart 4-50, Edwards 2-18, Traylor-Bennett 1-14, Suggs 1-0.

# BUFFALO

#6

- ◆ Saturday, Oct. 13
- ◆ Noon ET • CBS Sports Network
- ◆ UB Stadium | Buffalo, NY



Akron (2-3, 0-2 MAC)	3	3	0	0	-	6
Buffalo (6-1, 3-0 MAC)	7	3	7	7	-	24

BUFFALO, N.Y. - Akron football dropped a 24-6 decision at Buffalo in Mid-American Conference play on Saturday afternoon at UB Stadium. Penalties and turnovers limited Akron offensively. Buffalo remained undefeated in league play.

For the Zips, senior Van Edwards, Jr. led the rushers with 55 yards on seven carries. Under center, sophomore QB Kato Nelson went 12-of-29 for 115 yards. Sophomore WR Andre Williams was the top receiver with three catches for 47 yards. Defensively, junior LB John Lako had eight tackles, including seven solo stops.

**SCORING SUMMARY:**

			UA-UB	
1st	8:44	UA	Gasser 48 yd. field goal Drive: 13 plays, 44 yards in 5:15	3-0
	0:47	UB	Rushing 17 yd. pass from Jackson (Mitcheson kick) Drive: 8 plays, 50 yards in 2:29	3-7
2nd	6:49	UB	Mitcheson 30 yd. field goal Drive: 10 plays, 57 yards in 4:29	3-10
	0:00	UA	Gasser 44 yd. field goal Drive: 7 plays, 32 yards in 1:05	6-10
3rd	1:56	UB	Patterson 4 yd. run (Mitcheson kick) Drive: 12 plays, 80 yards in 5:22	6-17
4th	12:00	UB	Jackson 1 yd. run (Mitcheson kick) Drive: 8 plays, 75 yards in 3:53	6-24

	AKRON	BUFFALO
FIRST DOWNS	13	20
RUSHES-YARDS (NET)	32-120	46-223
PASSING YDS (NET)	115	212
Passes Comp-Att-Int	12-29-1	16-30-1
TOTAL OFFENSE PLAYS-YARDS	61-235	76-435
Fumble Returns-Yards-TD	0-0-0	0-0-0
Punt Returns-Yards-TD	3-7-0	2-10-0
Kickoff Returns-Yards-TD	3-44-0	0-0-0
Interception Returns-Yards-TD	1-0-0	1-0-0
Punts (Number-Avg)	9-36.7	5-41.0
Fumbles-Lost	4-0	0-0
Penalties-Yards	5-46	5-45
Possession Time	25:32	34:28
Third-Down Conversions	21% (3 of 14)	47% (8 of 17)
Fourth-Down Conversions	100% (1 of 1)	100% (1 of 1)
Red-Zone Scores-Chances	0-0	4-5
Sacks By: Number-Yards	0-0	3-14

**RUSHING:**

UA - Edwards 7-55, Nelson 14-37, Sands 8-22, Bennett 2-5, Morris 1-1. UB - Patterson 17-91, Marks 15-64, Jackson 7-57, Hawkins 2-8, Reed 2-6, Osborn 1-1, Team 1-(-2) Anderson 1-(-2).

**PASSING:**

UA - Nelson 12-29-1-115-0. UB - Jackson 16-30-1-212-1.

**RECEIVING:**

UA - A. Williams 3-47, Morris 2-32, Stewart 207, Wolfley 1-18, Burkhart 1-4, Bennett 1-3, White 1-3, Brimage 1-1. UB - Osborn 6-116, Johnson 2-44, Rushing 2-19, Patterson 2-10, Marks 2-5, Mabry 1-11, Scott 1-7.

SEASON REVIEW

# KENT STATE

#7

- ◆ Saturday, Oct. 20
- ◆ 3:30 PM • ESPN+
- ◆ Dix Stadium | Kent, OH



Akron (3-3, 1-2 MAC)	7	3	7	0	-7	24
Kent State (1-7, 0-4 MAC)	3	7	7	0	-6	23

KENT, Ohio-In an ending fitting of the storied football rivalry between the University of Akron and Kent State, a bobbed snap on an extra-point conversion in overtime proved to be the difference in the ballgame as the Zips captured a 24-23 overtime victory in the Crystal Clinic Wagon Wheel Challenge on Saturday at Dix Stadium.

Akron sophomore quarterback Kato Nelson hit sophomore receiver Andre Williams for what proved to be the game-winning touchdown on a 3rd-and-7 play from the eight-yard line to give the Zips a 24-17 lead.

After senior defensive end Jamal Davis II dropped Justin Rankin for a four-yard loss on the opening play of overtime for Kent State, Woody Barrett hit Rankin for a 29-yard touchdown pass to move the Golden Flashes within one, 24-23.

On the extra-point conversion, Kent State holder Dustin Crum was unable to cleanly handle the snap before Davis secured the triumph with the tackle.

The victory marked the fourth consecutive win for the Zips in the series, the second-longest streak in the history of the rivalry.

SCORING SUMMARY:				UA-KSU
1st	6:15	UA	White 1 yd. run (Gasser kick)	
			Drive: 7 plays, 56 yards in 2:43	7-0
	1:01	KSU	Trickett 32 yd. field goal	
			Drive: 16 plays, 60 yards in 5:14	7-3
2nd	10:37	UA	Gasser 25 yd. field goal	
			Drive: 12 plays, 66 yards in 5:24	10-3
	0:00	KSU	Barrett 22 yd. run (Trickett kick)	
			Drive: 5 plays, 76 yards in 0:49	10-10
3rd	10:28	KSU	Rankin 13 yd. run (Trickett kick)	
			Drive: 10 plays, 75 yards in 3:13	10-17
	8:41	UA	Nelson 55 yd. run (Gasser kick)	
			Drive: 5 plays, 75 yards in 1:47	17-17
OT	15:00	UA	A. Williams 8 yd. pass from Nelson (Gasser kick)	
			Drive: 4 plays, 25 yards in 0:00	24-17
	15:00	KSU	Rankin 29 yd. pass from Barrett (Crum rush failed)	
			Drive: 2 plays, 25 yards in 0:00	24-23

	AKRON	KENT STATE
FIRST DOWNS	19	18
RUSHES-YARDS (NET)	39-143	43-173
PASSING YDS (NET)	219	198
Passes Comp-Att-Int	19-35-1	17-31-0
TOTAL OFFENSE PLAYS-YARDS	74-362	74-371
Fumble Returns-Yards-TD	0-0-0	0-0-0
Punt Returns-Yards-TD	0-0-0	3(-2)-0
Kickoff Returns-Yards-TD	1-13-0	0-0-0
Interception Returns-Yards-TD	0-0-0	1-0-0
Punts (Number-Avg)	8-38.2	9-43.4
Fumbles-Lost	0-0	1-0
Penalties-Yards	7-65	6-46
Possession Time	32:27	27:33
Third-Down Conversions	53% (10 of 19)	26% (5 of 19)
Fourth-Down Conversions	0% (0 of 0)	75% (3 of 4)
Red-Zone Scores-Chances	3-3	2-2
Sacks By: Number-Yards	1-1	3-27

**RUSHING:**  
UA - Nelson 17-90, Edwards 13-39, Sands 7-12, White 1-1, Traylor-Bennett 1-1. KSU - Barrett 16-81, Rankin 15-49, Shaw 10-38, Dixon 1-5, Price 1-0.

**PASSING:**  
UA - Nelson 19-35-1-219-1. KSU - Barrett 16-30-0-188-1, Washington 1-1-0-10-0.

**RECEIVING:**  
UA - A. Williams 4-72, Stewart 3-36, Morris 3-36, Edwards 3-15, Smith 2-26, Traylor-Bennett 2-19, N. Williams 1-15, Sands 1-0. KSU - Dixon 4-54, McKoy 4-26, Rankin 3-36, Carrigan 2-40, Price 1-23, Bahr 1-10, Dulka 1-7, Woods 1-2.

# CENTRAL MICHIGAN

#8

- ◆ Saturday, Oct. 27
- ◆ Noon ET • ESPN3
- ◆ InfoCision Stadium-Summa Field



Central Michigan (1-8, 0-5)	0	0	10	0	-	10
Akron (4-3, 2-2 MAC)	7	10	0	0	-	27

AKRON, Ohio - Akron football claimed its fourth win on the season with a 17-10 victory over Central Michigan on a soggy Saturday afternoon at InfoCision Stadium-Summa Field.

The Zips utilized 319 yards of total offense despite five turnovers to snap a six-game series win streak by the Chippewas.

Senior Van Edwards, Jr., led all rushers with a career-high 112 yards and a touchdown, eclipsing the 100-yard rushing mark for the third time in his career and first time this season. Sophomore QB Kato Nelson went 10-of-27 for 149 yards and a touchdown. Sophomore WR Andre Williams was the Zips' leading receiver with five catches for 50 yards.

Defensively, junior LB John Lako led all defenders with a career-high 23 tackles, two TFL, a fumble recovery, and a break-up.

SCORING SUMMARY:				CMU-UA
1st	3:05	UA	N. Williams 4 yd. pass from Nelson (Gasser kick)	
			Drive: 8 plays, 88 yards in 3:36	0-7
2nd	14:48	UA	Gasser 43 yd. field goal	
			Drive: 5 plays, 10 yards in 1:12	0-10
	1:01	UA	Edwards 20 yd. run (Gasser kick)	
			Drive: 3 plays, 55 yards in 0:58	0-17
3rd	12:20	CMU	Tice 28 yd. field goal	
			Drive: 4 plays, 1 yard in 1:18	3-17
	7:40	CMU	Poljan 1 yd. run (Tice kick)	
			Drive: 9 plays, 58 yards in 2:59	10-17

	CENTRAL MICH.	AKRON
FIRST DOWNS	18	17
RUSHES-YARDS (NET)	48-140	37-170
PASSING YDS (NET)	169	149
Passes Comp-Att-Int	19-40-0	10-27-1
TOTAL OFFENSE PLAYS-YARDS	88-309	64-319
Fumble Returns-Yards-TD	0-0-0	0-0-0
Punt Returns-Yards-TD	2-8-0	6-41-0
Kickoff Returns-Yards-TD	1-24-0	3-44-0
Interception Returns-Yards-TD	0-0-0	0-0-0
Punts (Number-Avg)	10-39.4	8-41.6
Fumbles-Lost	1-1	5-4
Penalties-Yards	8-82	4-37
Possession Time	33:28	26:32
Third-Down Conversions	20% (4 of 20)	21% (3 of 14)
Fourth-Down Conversions	33% (1 of 3)	0% (0 of 0)
Red-Zone Scores-Chances	2-4	2-3
Sacks By: Number-Yards	2-24	4-32

**RUSHING:**  
CMU - Ross 22-75, Poljan 20-37, Gwilly 5-28, Spalding 1-0. UA - Edwards 20-112, Nelson 10-23, Smith 3-16, Sands 1-11, White 2-5, Traylor-Bennett 1-3.

**PASSING:**  
CMU - Poljan 19-38-0-169-0, Spalding 0-1-0-0-0, Childress 0-1-0-0-0. UA - Nelson 10-27-0-149-1.

**RECEIVING:**  
CMU - Hicks 5-40, Cole 3-24, Ross 3-22, Sullivan 2-31, Spalding 2-16, Raimann 1-19, Law 1-6, Sabbagh 1-6, Wilson 1-5. UA - A. Williams 5-50, Stewart 2-62, Reinke 1-21, Smith 1-12, N. Williams 1-4.

# NORTHERN ILLINOIS #9

- ◆ Thursday, Nov. 1
- ◆ 7 PM • CBS Sports Network
- ◆ InfoCision Stadium-Summa Field



<b>Northern Illinois (6-3, 5-0 MAC)</b>	<b>7</b>	<b>17</b>	<b>5</b>	<b>7</b>	<b>-</b>	<b>36</b>
<b>Akron (4-4, 2-3 MAC)</b>	<b>7</b>	<b>3</b>	<b>16</b>	<b>0</b>	<b>-</b>	<b>26</b>

AKRON, Ohio – The Akron Zips football team hosted the Mid-American Conference West leader Northern Illinois for a Thursday night football game on CBS Sports Network as the Huskies remained undefeated in league play with a 36-26 win at InfoCision Stadium-Summa Field.

For the first time since 2016, two Akron receivers surpassed the century mark as sophomore WR Andre Williams and senior WR Kwadarius Smith each recorded 100-yard efforts. Williams collected 129 yards on eight catches with a touchdown and a 29-yard long reception. Meanwhile, Smith grabbed four passes for 115 yards and two touchdowns with catches worth 51 yards and 45 yards. Williams' performance marked his first game over 100 yards receiving as a Zip.

Sophomore QB Kato Nelson started under center and completed 18-of-26 passes for a season-high 299 yards and two touchdowns. Senior RB Van Edwards, Jr., led Akron's ground attack with 38 yards on 12 carries.

SCORING SUMMARY:			NIU-UA
1st	9:27	NIU Lersch 19 yd. pass from Childers (Gantz kick)	
		Drive: 8 plays, 85 yards in 2:45	7-0
	3:10	UA A. Williams 22 yd. pass from Nelson (Gasser kick)	
		Drive: 7 plays, 77 yards in 2:57	7-7
2nd	14:11	NIU Harbison 2 yd. run (Gantz kick)	
		Drive: 10 plays, 75 yards in 3:59	14-7
	8:54	UA Gasser 27 yd. field goal	
		Drive: 10 plays, 65 yards in 5:17	14-10
	5:30	NIU Gantz 30 yd. field goal	
		Drive: 10 plays, 63 yards in 3:24	17-10
	2:14	NIU Tear 5 yd. run (Gantz kick)	
		Drive: 6 plays, 65 yards in 1:26	24-10
3rd	11:55	NIU Gantz 40 yd. field goal	
		Drive: 10 plays, 53 yards in 3:05	27-10
	7:16	UA Gasser 25 yd. field goal	
		Drive: 13 plays, 67 yards in 4:39	27-13
	4:19	UA K. Smith 13 yd. pass from Nelson (Gasser kick)	
		Drive: 5 plays, 70 yards in 1:18	27-20
	2:54	UA K. Smith 6 yd. pass from Ramart (Gasser kick blocked)	
		Drive: 2 plays, 8 yards in 0:38	27-26
	2:54	NIU McKie PAT return	29-26
4th	9:05	NIU McKie 23 yd. interception return (Gantz kick)	36-26

	NIU	AKRON
FIRST DOWNS	34	19
RUSHES-YARDS (NET)	61-296	28-35
PASSING YDS (NET)	188	326
Passes Comp-Att-Int	21-28-0	21-38-2
TOTAL OFFENSE PLAYS-YARDS	89-484	66-361
Fumble Returns-Yards-TD	0-0-0	0-0-0
Punt Returns-Yards-TD	2-0-0	0-0-0
Kickoff Returns-Yards-TD	1-18-0	2-39-0
Interception Returns-Yards-TD	2-25-1	0-0-0
Punts (Number-Avg)	4-39.8	5-39.8
Fumbles-Lost	1-1	0-0
Penalties-Yards	7-85	7-50
Possession Time	34:05	25:55
Third-Down Conversions	50% (7 of 14)	36% (5 of 14)
Fourth-Down Conversions	0% (0 of 1)	0% (0 of 1)
Red-Zone Scores-Chances	5-6	4-4
Sacks By: Number-Yards	5-25	4-34

**RUSHING:**  
NIU - Harbison 23-169, Jones 15-82, Brown 5-30, Tears 3-10, Childers 13-9, Team 2-(-4). UA - Edwards 12-38, Sands 4-4, Nelson 11-(-2), Ramart 1-(-5).

**PASSING:**  
NIU - Childers 21-28-0-188-1. UA - Nelson 18-26-0-299-2, Ramart 3-12-2-27-1.

**RECEIVING:**  
NIU - Jones 4-21, Welsey 3-50, Tears 3-25, Harbison 3-18, Brown 3-14, Robinson 2-24, Lersch 2-23, Brinkman 1-13. UA - A. Williams 8-129, Smith 4-115, Stewart 3-36, Morris 2-22, Traylor-Bennett 1-11, Sands 1-6, Edwards 1-4, N. Williams 1-3.

# EASTERN MICHIGAN #10

- ◆ Saturday, Nov. 10
- ◆ Noon ET • ESPN3
- ◆ Rynearson Stadium



<b>Akron (4-5, 2-4 MAC)</b>	<b>0</b>	<b>7</b>	<b>0</b>	<b>0</b>	<b>-</b>	<b>7</b>
<b>Eastern Michigan (6-5, 4-3 MAC)</b>	<b>7</b>	<b>3</b>	<b>0</b>	<b>17</b>	<b>-</b>	<b>27</b>

YPSILANTI, Mich. – Akron dropped a 27-7 decision at Eastern Michigan in Mid-American Conference action on a frigid Saturday afternoon at Rynearson Stadium.

The Eagles racked up 384 yards of total offense, while the Zips struggled offensively, gaining just 90 yards playing without their starting QB sophomore Kato Nelson.

On the ground, senior RB Van Edwards, Jr., led UA with 53 rushing yards. In his first collegiate start, redshirt freshman QB Alex Ramart went 4-of-15 for 29 yards. In the air, senior WR Kwadarius Smith was the top receiver with two receptions for 22 yards. Defensively, senior LB Ulysees Gilbert III was the top Zip with 11 tackles, including a TFL.

For the Eagles, RB Ian Eriksen ran for 96 yards and a touchdown on 15 carries. QB Tyler Wiegers went 15-of-23 for 129 yards. Mathew Sexton led the EMU receivers with 55 yards on five catches.

In the second quarter, freshman Jeremiah Knight returned a punt 70 yards for his first career touchdown. UA came within three, 10-7, at intermission despite just one first down and 14 yards of total offense.

SCORING SUMMARY:			UA-EMU
1st	5:15	EMU Eriksen 1 yd. run (Ryland kick)	
		Drive: 17 plays, 83 yards in 7:57	0-7
2nd	6:32	EMU Ryland 25 yd. field goal	
		Drive: 10 plays, 54 yards in 4:23	0-10
	2:16	UA Knight 70 yd. punt return (Gasser kick)	7-10
4th	13:41	EMU Crosby 2 yd. interception return (Ryland kick)	7-17
	13:22	EMU Turner 6 yd. run (Ryland kick)	
		Drive: 1 play, 6 yards in 0:05	7-24
	3:32	EMU Ryland 41 yd. field goal	
		Drive: 8 plays, 45 yards in 3:48	7-27

	AKRON	EASTERN MICH.
FIRST DOWNS	6	20
RUSHES-YARDS (NET)	31-61	51-252
PASSING YDS (NET)	90	384
Passes Comp-Att-Int	4-15-3	16-24-0
TOTAL OFFENSE PLAYS-YARDS	46-90	75-384
Fumble Returns-Yards-TD	0-0-0	0-0-0
Punt Returns-Yards-TD	1-70-1	3-18-0
Kickoff Returns-Yards-TD	2-47-0	1-24-0
Interception Returns-Yards-TD	0-0-0	3-41-1
Punts (Number-Avg)	8-41.4	6-45.2
Fumbles-Lost	1-1	1-1
Penalties-Yards	2-25	7-65
Possession Time	21:32	38:19
Third-Down Conversions	0% (0 of 11)	33% (5 of 15)
Fourth-Down Conversions	0% (0 of 2)	50% (1 of 2)
Red-Zone Scores-Chances	0-0	4-5
Sacks By: Number-Yards	1-3	2-13

**RUSHING:**  
UA - Edwards 17-53, Sands 6-25, Suggs 2-5, Traylor-Bennett 1-0, Ramart 4-(-11), Team 1-(-11). EMU - Eriksen 15-96, Turner 9-44, Parker 9-38, Vann 5-37, Stiebeling 5-23, Mackey 1-12, Wiegers 6-11, Team 1-(-9).

**PASSING:**  
UA - Ramart 4-15-3-29-0. EMU - Wiegers 15-23-0-129-0, Stiebeling 1-1-0-3-0.

**RECEIVING:**  
UA - K. Smith 2-22, A. Williams 1-4, Edwards 1-3. EMU - Sexton 5-55, Jackson 5-22, Banham 2-27, Vann 1-9, Kemp 1-8, Latu 1-8, Turner 1-3.



# BOWLING GREEN

#11

- ◆ Saturday, Nov. 17
- ◆ 3:30 PM • ESPN3
- ◆ InfoCision Stadium-Summa Field



<b>Bowling Green (3-8, 2-5 MAC)</b>	<b>0</b>	<b>7</b>	<b>7</b>	<b>7</b>	<b>-</b>	<b>21</b>
<b>Akron (4-6, 2-5 MAC)</b>	<b>3</b>	<b>3</b>	<b>0</b>	<b>0</b>	<b>-</b>	<b>6</b>

AKRON, Ohio - In its home finale, Akron football dropped a 21-6 decision to Bowling Green in Mid-American Conference action on Saturday afternoon at InfoCision Stadium-Summa Field.

The Zips, which honored its 29-member Senior Class prior to their last home contest, have lost three consecutive games in MAC play. The Falcons claimed their second consecutive MAC win on the road.

Zips' sophomore QB Kato Nelson returned to the starting line-up. He went 12-of-28 for 148 yards but was held to negative rushing yards. On the ground, senior RB Van Edwards, Jr., led UA with 69 yards on 18 carries. Senior WR Kwadarrus Smith had three receptions for 37 yards.

Defensively, senior DB Jordan George had a career-high 12 tackles, and an interception with a 53-yard return, and a forced fumble to cap his final game at home.

For Bowling Green, which racked up 399 yards of total offense, Andrew Clair rushed for 112 yards. QB Jarret Doege went 19-of-27 for 178 yards and two touchdowns. Scott Miller had 100 yards receiving on six catches.

On their second drive, the Zips jumped on the scoreboard. Senior PK Nick Gasser nailed a 38-yard field goal to put UA ahead, 3-0, completing a four-play, 41-yard drive over 2:05.

In the second quarter, George intercepted a BGSU pass and returned it 53 yards. Facing a 4th-and-10, UA faked a punt as sophomore DL/TE Dylan Meeks rushed 30 yards for a first down. Gasser completed an eight-play, 29-yard drive by converting a 32-yard field goal to put UA ahead 6-0.

SCORING SUMMARY:				BGSU-UA
1st	3:10	UA	Gasser 38 yd. field goal	
			Drive: 5 plays, 41 yards in 2:05	0 - 3
2nd	5:59	UA	Gasser 32 yd. field goal	
			Drive: 8 plays, 29 yards in 2:43	0 - 6
	0:10	BG	Hendrix 7 yd. pass from Doege (Needham kick)	
			Drive: 10 plays, 80 yards in 2:35	7 - 6
3rd	1:13	BG	Frye 5 yd. run (Needham kick)	
			Drive: 7 plays, 77 yards in 4:00	14 - 6
4th	6:47	BG	Morris 8 yd. pass from Doege (Needham kick)	
			Drive: 13 plays, 52 yards in 8:03	21 - 6

	BGSU	AKRON
FIRST DOWNS	22	15
RUSHES-YARDS (NET)	41-221	28-79
PASSING YDS (NET)	178	148
Passes Comp-Att-Int	19-27-1	12-28-0
TOTAL OFFENSE PLAYS-YARDS	68-399	56-227
Fumble Returns-Yards-TD	0-0-0	0-0-0
Punt Returns-Yards-TD	1-0-0	1-2-0
Kickoff Returns-Yards-TD	1-24-0	3-33-0
Interception Returns-Yards-TD	0-0-0	1-53-0
Punts (Number-Avg)	5-39.4	7-40.3
Fumbles-Lost	1-1	1-0
Penalties-Yards	8-72	8-61
Possession Time	33:52	26:08
Third-Down Conversions	57% (8 of 14)	7% (1 of 13)
Fourth-Down Conversions	100% (1 of 1)	67% (2 of 3)
Red-Zone Scores-Chances	3-3	1-1
Sacks By: Number-Yards	4-26	2-18

**RUSHING:**  
BGSU - Clair 12-112, Frye 14-59, Loy 8-39, Denley 3-23, Doege 4-(12). UA - Edwards 18-69, Meeks 1-30, Sands 2-3, Nelson 7-(23).

**PASSING:**  
BGSU - Doege 19-27-1-178-2. UA - Nelson 12-28-0-148-0.

**RECEIVING:**  
BGSU - Miller 6-100, Morris 3-30, Denley 3-0, Wayne-Prather 2-18, Sawmiller 2-15, Hendrix 2-6, Clair 1-9. UA - Smith 3-37, Traylor-Bennett 2-42, A. Williams 2-24, Knight 2-19, Morris 1-10, Wolfley 1-10, N. Williams 1-6.

# OHIO

#12

- ◆ Friday, Nov. 23
- ◆ Noon • CBS Sports Network
- ◆ Peden Stadium



<b>Akron (4-7, 2-6 MAC)</b>	<b>0</b>	<b>7</b>	<b>7</b>	<b>14</b>	<b>-</b>	<b>28</b>
<b>Ohio (8-4, 6-2 MAC)</b>	<b>21</b>	<b>7</b>	<b>7</b>	<b>14</b>	<b>-</b>	<b>49</b>

ATHENS, Ohio - In its Mid-American Conference finale, Akron football gave a valiant effort in its 49-28 loss at Ohio on Friday afternoon at Peden Stadium.

The Zips accumulated 388 yards of total offense, including four passing touchdowns.

Zips' sophomore QB Kato Nelson had a career day. He threw a career-high 24 completions on a career-high 41 attempts for a career-high 356 yards and a career-best four touchdowns.

Sophomore WR Andre Williams led the Zips with seven receptions for 81 yards and a touchdown. True freshman WR Jeremiah Knight, who made his first appearance in the starting line-up, followed with a career-high 94 yards receiving on four catches. Sophomore WR Jonah Morris had 61 receiving yards. Defensively, senior DE Jamal Davis II led Akron with 11 tackles.

SCORING SUMMARY:				UA-OHIO
1st	11:02	OU	Ouellette 6 yd. run (Zervos kick)	
			Drive: 5 plays, 80 yards in 2:26	0 - 7
	4:26	OU	Rourke 1 yd. run (Zervos kick)	
			Drive: 6 plays, 20 yards in 2:19	0 - 14
	2:38	OU	Nelson 37 yd. punt return (Zervos kick)	
			Drive: 1 play, 37 yards in 0:00	0 - 21
2nd	14:48	UA	Edwards 10 yd. pass from Nelson (Gasser kick)	
			Drive: 8 plays, 69 yards in 2:43	7 - 21
	5:33	OU	Ouellette 16 yd. run (Zervos kick)	
			Drive: 7 plays, 70 yards in 3:45	7 - 28
3rd	5:25	UA	A. Williams 17 yd. pass from Nelson (Gasser kick)	
			Drive: 7 plays, 84 yards in 3:26	14 - 28
	3:09	OU	Rourke 1 yd. run (Zervos kick)	
			Drive: 5 plays, 75 yards in 2:16	14 - 25
4th	14:19	UA	Reinke 6 yd. pass from Nelson (Gasser kick)	
			Drive: 10 plays, 79 yards in 3:44	21 - 35
	8:21	OU	Rourke 5 yd. run (Zervos kick)	
			Drive: 10 plays, 75 yards in 5:58	21 - 42
	6:45	UA	Traylor-Bennett 12 yd. pass from Nelson (Gasser kick)	
			Drive: 5 plays, 93 yards in 1:30	28 - 42
	0:05	OU	Rourke 3 yd. run (Zervos kick)	
			Drive: 12 plays, 75 yards in 6:40	28 - 49

	AKRON	OHIO
FIRST DOWNS	23	25
RUSHES-YARDS (NET)	21-32	51-381
PASSING YDS (NET)	356	87
Passes Comp-Att-Int	24-41-1	5-14-1
TOTAL OFFENSE PLAYS-YARDS	62-388	65-468
Fumble Returns-Yards-TD	0-0-0	0-0-0
Punt Returns-Yards-TD	0-0-0	2-37-1
Kickoff Returns-Yards-TD	6-68-0	1-20-0
Interception Returns-Yards-TD	1-0-0	1-0-0
Punts (Number-Avg)	5-37.0	4-36.8
Fumbles-Lost	0-0	0-0
Penalties-Yards	9-81	8-95
Possession Time	27:12	32:48
Third-Down Conversions	33% (3 of 9)	45% (5 of 11)
Fourth-Down Conversions	0% (0 of 0)	100% (1 of 1)
Red-Zone Scores-Chances	4-4	6-6
Sacks By: Number-Yards	2-13	2-14

**RUSHING:**  
UA - Edwards 11-19, Nelson 9-15, White 1-(2). Ohio - Ouellette 15-169, Irons 18-126, Rourke 18-86.

**PASSING:**  
UA - Nelson 24-41-1-356-4. Rourke 5-14-1-87-0.

**RECEIVING:**  
UA - A. Williams 7-81, Morris 5-61, Knight 4-94, Smith 3-64, Edwards 3-38, Traylor-Bennett 1-12, Reinke 1-6. Ohio - White 3-63, Ouellette 1-17, Irtons 1-7.

SEASON REVIEW

# SOUTH CAROLINA

#13

- ◆ Saturday, Dec. 1
- ◆ Noon • SEC Network Alternate
- ◆ Williams-Brice Stadium



<b>Akron (4-8)</b>	<b>3</b>	<b>0</b>	<b>0</b>	<b>0</b>	<b>-</b>	<b>3</b>
<b>South Carolin (7-5)</b>	<b>14</b>	<b>14</b>	<b>0</b>	<b>0</b>	<b>-</b>	<b>28</b>

COLUMBIA, S.C.- Akron football closed out the 2018 season with a 28-3 loss at South Carolina on a rainy Saturday afternoon at Williams-Brice Stadium.

The Zips won the turnover battle and held the Gamecocks scoreless in the second half.

Zips' sophomore QB Kato Nelson went 19-for-39 for 178 yards. Freshman RB Keyondre White led the UA rushers with 56 yards on 13 carries. In his final game, senior WR Kwadarrius Smith was the top receiver with 69 yards on six receptions.

Defensively, sophomore DB Zaire Jacobs (Miami Gardens, Fla.) and junior LB John Lako (Monroe, Mich.) led the Zips with eight tackles each. Jacobs also had two fumble recoveries, and a forced fumble, all in the second half.

For USC, QB Jake Bentley went 14-of-27 for 199 yards and three touchdowns. Mon Denson was the top rusher with 110 yards on 17 carries, while Bryan Edwards was the top receiver with five catches for 109 yards and a touchdown.

**SCORING SUMMARY:**

				UA-SC
1st	9:29	SC	Samuel 15 yd. pass from Bentley (White kick) Drive: 3 plays, 28 yards in 0:38	0-7
	3:59	UA	Gasser 45 yd. field goal Drive: 12 plays, 47 yards in 5:30	3-7
	3:01	SC	Edwards 70 yd. pass from Bentley (White kick) Drive: 3 plays, 72 yards in 0:58	3-14
2nd	8:09	SC	Samuel 0 yd. fumble recovery (White kick)	3-21
	1:33	SC	Samuel 5 yd. pass from Bentley (White kick) Drive: 10 plays, 90 yards in 4:00	3-28

	AKRON	SC
FIRST DOWNS	18	16
RUSHES-YARDS (NET)	40-82	38-185
PASSING YDS (NET)	178	199
Passes Comp-Att-Int	19-39-0	14-27-2
TOTAL OFFENSE PLAYS-YARDS	79-260	65-384
Fumble Returns-Yards-TD	1-1-0	1-9-1
Punt Returns-Yards-TD	2-25-0	2-21-0
Kickoff Returns-Yards-TD	1-13-0	1-28-0
Interception Returns-Yards-TD	2-4-0	0-0-0
Punts (Number-Avg)	7-39.4	6-38.0
Fumbles-Lost	6-3	2-2
Penalties-Yards	3-24	6-41
Possession Time	36:20	23:40
Third-Down Conversions	22% (4 of 18)	47% (8 of 17)
Fourth-Down Conversions	0% (0 of 3)	0% (0 of 1)
Red-Zone Scores-Chances	0-0	2-5
Sacks By: Number-Yards	2-20	5-28

**RUSHING:**

UA - White 13-56, Suggs 14-40, Sands 2-12, Nelson 10(-)-2, Team 1(-)-24. SC - Denson 17-110, Dowdle 13-86, Fenwick 4-3, Bentley 4(-)-14.

**PASSING:**

UA - Nelson 19-39-0-178-0. SC - Bentley 14-27-2-199-3.

**RECEIVING:**

UA - Smith 6-69, Morris 3-38, Knight 3-16, Brimage 2-32, Traylor-Bennett 2-21, McGriff 1-4, Sands 1-1, Suggs 1(-)-3. SC - Edwards 5-109, Samuel 4-33, August 2-37, Vann 2-14, Pollard 1-6.



Kyron Brown



Kwadarrius Smith



Jamal Baggett

**LB Bubba Arslanian**

Harry "Doc" Smith Award

**S Jamal Baggett**

Google Cloud Academic First-Team All-District  
 Google Cloud Academic All-America nominee  
 MAC Distinguished Scholar-Athlete  
 Academic All-MAC

**LB Nathan Bischof**

Google Cloud Academic All-America nominee  
 Academic All-MAC

**LB Brian Bell**

2019 SPIRAL Tropical Bowl participant  
 Third-Team All-MAC  
 MAC Defensive Player of the Week by CSM, Sept. 17

**DE Walter Brady**

2019 SPIRAL Tropical Bowl participant

**CB Kyron Brown**

2019 NFLPA Collegiate Bowl participant  
 Second-Team All-MAC  
 Second-Team All-MAC by Phil Steele  
 Captains' Award  
 Iron ZIP Award  
 Paycom Jim Thorpe Award Preseason Watch List  
 Preseason second-team All-MAC by *Athlon Sports*

**OL Trevor Brown**

Harry "Doc" Smith Award

**WR Dustin Burkhardt**

Academic All-MAC

**LS Peyton Coffman**

Team's Academic Award

**CB Alvin Davis, Jr.**

First-Team All-MAC  
 First-Team All-MAC by Phil Steele  
 Team's Defensive MVP  
 Bronko Nagurski National Defensive Player of the Week, Sept. 18  
 Chuck Bednarik National Defensive Player of the Week, Sept. 18  
 MAC Defensive Player of the Week, Sept. 17  
 Summa Health Student-Athlete of the Week, Sept. 17  
 Chuck Bednarik Award Watch List  
 Preseason second-team All-MAC by *Athlon Sports*

**DE Jamal Davis II**

2019 NFL Scouting Combine invitee  
 Second-Team All-MAC  
 First-Team All-MAC by Phil Steele  
 Harry "Doc" Smith Award  
 Preseason first-team All-MAC by *Athlon Sports*

**RB Van Edwards, Jr.**

Harry "Doc" Smith Award  
 Summa Health Student-Athlete of the Week, Sept. 10

**P/H Kyle Foster**

Academic All-MAC  
 Team's Academic Award  
 Semifinalist, Peter Mortell Holder of the Year  
 Google Cloud Academic All-America nominee  
 Preseason Peter Mortell Holder of the Year candidate

**P Nick Gasser**

Team's Special Teams Player of the Year  
 Red Blair Award as scoring leader  
 MAC Special Teams Player of the Week, Sept. 10, Sept. 24  
 Preseason second-team All-MAC by *Athlon Sports*

**LB Ulysees Gilbert III**

Second-Team All-MAC  
 Second-Team All-MAC by Phil Steele  
 2019 East-West Shrine Game participant  
 Captains' Award  
 Chuck Bednarik Award Watch List  
 Bronko Nagurski Trophy Watch List  
 Preseason first-team All-MAC by *Athlon Sports*

**WR Jason Grossman**

Team's Academic Award

**DL Logan Hawkins**

Rise & Shine Award

**WR De'von Jones**

Scout Team Offensive Player of the Year

**WR Jeremiah Knight**

Third-Team All-MAC by Phil Steele  
 Harry "Doc" Smith Award

**LB John Lako**

Third-Team All-MAC  
 Second-Team All-MAC by Phil Steele  
 Academic All-MAC  
 Harry "Doc" Smith Award  
 MAC Defensive Player of the Week, Oct. 28  
 MAC Defensive Player of the Week by *College Sports Madness*, Oct. 28  
 MAC Scholar-Athlete of the Week, Sept. 19, Oct. 31  
 Google Cloud Academic All-America nominee

**LS Cameron Lyons**

Academic All-MAC

**DE Dylan Meeks**

MAC Distinguished Scholar-Athlete  
 Academic All-MAC  
 Team's Academic Award

**QB Kato Nelson**

Team's Offensive MVP  
 Davey O'Brien "Great 8" List Week 3, Sept. 17

**QB Alex Ramart**

Academic All-MAC

**DL Brian Reinke**

Academic All-MAC  
 Allstate AFCA Good Works Team nominee

**OL Kyle Ritz**

John Heisman Award  
 Captains' Award  
 Preseason third-team All-MAC by *Athlon Sports*

**DE Justin Sampson**

Harry "Doc" Smith Award

**WR Kwadarrius Smith**

2019 SPIRAL Tropical Bowl participant  
 Biletnikoff Award Preseason Watch List

**WR Mykel Traylor-Bennett**

Academic All-MAC  
 2019 SPIRAL Tropical Bowl participant

**LB Justin Vance**

Scout Team Defensive Player of the Year

**WR Andre Williams**

Harry "Doc" Smith Award

**DL Brennan Williams**

John Heisman Award

**Coach Kory Gribbin**

35 Under 35 Leadership Institute

**TEAM**

- ✓ First win over a Big Ten school since 1894 and second all-time; first win over a Big Ten school since moving up to FBS play in 1987
- W, 39-34 at Northwestern, 9-15-18
- ✓ First 2-0 start since 1993 (25 years)
- ✓ Won fourth consecutive Wagon Wheel with a 24-23 OT win at Kent State
- ✓ The Senior Class went a perfect 4-0 against Kent State.



**HONORS & AWARDS**

# ALL-AMERICANS


HONORS & AWARDS



◆ Mike Clark  
RB • 1986



◆ Steve Cockerham  
LB • 1976, 1977



◆ Wayne Grant  
DL • 1985



◆ Mike Hatch  
DB • 1971



◆ Brad Reese  
LB • 1980, 1981



◆ Dwight Smith  
DB • 2000




◆ John Travis  
OG • 1969




◆ Mark Van Horn  
OG • 1976

## ACADEMIC ALL-AMERICANS



◆ Andy Graham  
PK • 1980



◆ Zach Guiser  
S • 2016



◆ James Turner  
S • 2016

### ALL-AMERICANS FIRST TEAM

(+ NCAA Division I-AA)

1969	John Travis	OG
1971	Mike Hatch	DB
1976	Steve Cockerham	LB
	Mark Van Horn	OG
1977	Steve Cockerham	LB
1980	+Brad Reese	LB
1981	+Brad Reese	LB
1985	+Wayne Grant	DL
1986	+Mike Clark	RB
2000	Dwight Smith	DB

### HONORABLE MENTION

1940	Mike Fernella	T
	Bennie Flossie	QB
1954	John Verdon	E
1968	Ken Delaney	OT
	Tony Pallija	DB
	Dan Ruff	SE
	Don Zwisler	QB
1969	Jack Beidleman	HB
	Dave Holian	DT
	Tony Pallija	DB
	Dan Ruff	SE

1970	Jack Beidleman	HB
	Fred DeHart	LB
	Tom DeMarco	OT
1975	Steve Cockerham	LB
	Glenn Evans	SE
1976	Glenn Evans	SE
	Al Hodakievic	DT
1977	Jeff Jesko (3rd)	OT
1978	Mike Andy	OT
	Herb Kohler	OG
1979	Jim Valencheck	DB
	Brad Reese	LB
	Don Schutz	OT
	Paul Winters	RB
1982	James Black	RB
	Ed Grimsley	LB
	Dennis Heckman	PK
	Joe Myers	DT
	Tony Philpott	OLB
1983	James Black	RB
	Brian Clark	C
	Clarence Kelly	DB
	Jeff Lake	LB
1984	Mike Clark	RB
	Willie Davis	WR
	Wayne Grant	MG

1985	Mike Clark	RB
	Ed Grimsley	LB
	Bill Hadden	OLB
	Russ Klaus	PK
	Mike Teifke	C
1986	Chris Kelly	TE
	Brian Moran	DB
	Ron Pasquale	OT
1987	Robert Lyons	DB
1988	Bill Rudison	P
1992	Daron Alcorn	P/PK
1991	Phil Dunn	LB
2007	Jabari Arthur (4th)	WR

### FRESHMAN

1991	Phil Dunn	LB
	<i>Football News</i>	
2005	Kevin Grant	LB
	<i>College FB News (3rd)</i>	
	<i>Sporting News (3rd)</i>	
2006	David Harvey	WR/KOR
	<i>Sporting News (1st)</i>	
	<i>Scripps/FWAA</i>	
2007	Almondo Sewell	DE
	<i>Sporting News (HM)</i>	
	<i>Scout.com (HM)</i>	

2009	Brian Wagner	LB
	<i>Sporting News (1st)</i>	
	Phil Steele (2nd)	
	<i>CollegeFootballNews.com (3rd)</i>	

### ACADEMIC ALL-AMERICANS

1980	Andy Graham	PK
2016	Zach Guiser (1st)	S
	James Turner (2nd)	S

### ACADEMIC ALL-DISTRICT IV

1980	Andy Graham	PK
1993	Jeff Junko	P
1996	Jon Eaton	DB
1998	Mike Hayes (1st)	P
1999	Tim Ritley (1st)	TE
2006	Mark Groza (1st)	LB
2016	Zach Guiser (1st)	S
	James Turner (1st)	S
2017	Warren Ball (1st)	RB
2018	Jamal Baggett (1st)	S

AKRON'S COLLEGE FOOTBALL HALL OF FAME INDUCTEE



◆ John W. Heisman  
Coach/AD [1893-94] • 1954



HONORS & AWARDS


ALL-CONFERENCE

OHIO ATHLETIC CONFERENCE

(\*indicates All-Ohio Dream Team)

1915	*Ollie Driesbach	T
1917	*Leroy Tomkinson	QB
	*Virgil Rogers	T
1919	*Bruce Bierce	E
	*Art Haley	QB
1921	*Carl Daum	E
1923	*Ed Kregenow	E
1924	Hayes Jenkins	HB
1925	*Frank Wargo	E
1929	*Ken Cochrane	HB
1930	*Ken Cochrane	HB
	*Frank Witwer	T
1933	*Wilson Sparhawk	C
1934	*Earl Hensal	L
1935	*Earl Hensal	L
1936	*Bob Bauer	T
1937	*Frank Zazula	HB/QB
	*Dick Miller	DB
1939	*Frank Zazula	HB/QB
1940	*Andrew Maluke	G
	*Mike Fernella	T
	*Bennie Flossie	QB
1941	*Andrew Maluke	G
1946	Joe Papp	E
1950	*Joe Mazzaferro	G
1951	*Joe Mazzaferro	G
1952	*Joe Mazzaferro	G
1953	*Chet Bekeleski	C
	*Marion Rossi	QB

1954	John Verdon	E
1955	*Mario Russo	G
1956	Tom Boggs	QB
	Jerry Reeves	G
1958	Dave Adolph	G
	Art Bailey	RB
	Ed Toth	T
1959	Jim Semester	G
1960	Frank Lomax	HB
1961	Tom Adolph	E
	George Deo	FB
	Ray Greene	DE
	Ed Lopeman	HB
	Tom Lowry	LB
	Ron Ulrich	T
1962	Tom Adolph	E
	Tony Butowicz	G
	John Lahoski	LB
	Darrington Seals	HB
1963	Tony Butowicz	G
	Dick Case	T
	Chuck Cobb	HB
	John Lahoski	FB/LB
1964	Tony Butowicz	G
	Darrington Seals	HB
	Jim Wehner	DT
1965	Al Kerkian	DT
<b>OAC MOST VALUABLE LINEMAN</b>		
1958	Dave Adolph	G



◆ Dave Arango  
DT • 1983



◆ James Black  
RB • 1983



◆ Mike Clark  
RB • 1986

OHIO VALLEY CONFERENCE

1980	Brad Reese	LB
1981	Brad Reese	LB
1982	James Black	TB
	Brian Clark	C
	Ed Grimsley	LB
	Dennis Heckman	PK
	Joe Meyers	T
	Tony Philpott	LB
1983	Dave Arango	DT
	James Black	TB
	Russell Holmes	LB
	Robert Johnson	DB
	Clarence Kelly	DB
	Jeff Lake	LB
1984	Mike Clark	RB
	Willie Davis	WR
	Wayne Grant	MG

1985	Mike Clark	RB
	Wayne Grant	MG
	Ed Grimsley	LB
	Bill Hadden	OLB
	Russ Klaus	PK
	Mike Teifke	C
1986	Mike Clark	RB
	Chris Kelley	TE
	Brian Moran	DB
	Ron Pasquale	OT

OVC OFFENSIVE MVP

1983	James Black	RB
1986	Mike Clark	RB

OVC DEFENSIVE MVP

1983	Dave Arango	DT
------	-------------	----

# ALL-MID-AMERICAN CONFERENCE

HONORS & AWARDS



JABARI ARTHUR



JATAVIS BROWN



KYRON BROWN



ALVIN DAVIS, JR.



JAMAL DAVIS II



ULYSEES GILBERT III

**TEAM HONORS**

- 2000 MAC East Champions
- 2005 MAC Champions
- MAC East Champions
- 2017 MAC East Champions

**DEFENSIVE**

**PLAYER OF THE YEAR**

- 2015 Jatavis Brown LB

**FIRST TEAM**

- 1992 Daron Alcorn PK/P
- Vic Green DB
- 1996 Jason Taylor DE
- 2000 Dwight Smith DB
- 2001 Konrad Dean OT
- 2007 Jabari Arthur WR
- Reggie Corner DB
- 2008 Chris Kemme OL
- 2011 Brian Wagner LB
- 2013 Jatavis Brown LB
- 2014 Jatavis Brown LB
- Cody Grice NT

- 2015 Jatavis Brown LB
- 2016 Ulysees Gilbert III LB
- JoJo Natson, Jr. PR
- 2017 Ulysees Gilbert III LB
- 2018 Alvin Davis, Jr. DB

**SECOND TEAM**


- 1992 Bruce Keys ILB
- Chris Owens DB
- 1996 Andre McCray FS
- 1998 Greg Lomax RB
- Dan Wessman OL
- 1999 Dwight Smith DB
- Ron Smith DT
- Dan Wessman OL
- 2000 Lavel Bailey WR
- Konrad Dean OL
- Brandon Payne RB
- James Washington QB
- 2001 Zac Derr PK
- 2003 Chase Blackburn LB
- Matt Cherry WR
- Rickey McKenzie DB

- Jason Swiger PK
- 2004 Brett Biggs RB
- Charlie Frye QB
- 2005 Domenik Hixon WR
- Brett Biggs RB
- Kiki Gonzalez DL
- Brion Stokes LB
- 2006 Chris Kemme OL
- Dennis Kennedy RB
- David Harvey WR
- 2007 Chris Kemme OL
- Almondo Sewell DE
- Brion Stokes LB
- 2008 Kevin Grant LB
- Dennis Kennedy RB
- 2009 Miguel Graham DB
- Brian Wagner LB
- 2010 Shawn Lemon DE
- 2013 Malachi Freeman CB
- 2014 Nordly Capi DL
- Zach Paul P
- 2015 Cody Grice NT
- 2016 JoJo Natson, Jr. WR

- 2017 Alvin Davis, Jr. DB
- 2018 Kyron Brown DB
- Jamal Davis II DE
- Ulysees Gilbert III LB

**THIRD TEAM (since 2007)**

- 2007 Kevin Grant LB
- John Mackey DB
- Bryan Williams RB & RS
- 2008 Deryn Bowser WR
- Andre Jones WR
- Almondo Sewell DL
- Bryan Williams DB & RS
- 2009 Jalil Carter WR
- Dashan Miller RS
- Almondo Sewell DL
- Corey Woods OL
- 2012 Marquelo Suel WR
- 2013 Nico Caponi DL
- Jawon Chisholm RB
- Justin March LB
- Zach Paul P
- Jarrold Pughsley OL



CODY GRICE



CHRIS KEMME



JOJO NATSON



BRIAN WAGNER

2015	Rodney Coe	DL
	Jamal Marcus	LB
	Isaiah Williams	OL
2016	Jerome Lane	WR
	Tom O'Leary	PK
2017	Tra'Von Chapman	WR
	Jamal Davis II	DE
2018	Brian Bell	LB
	John Lako	LB

**HONORABLE MENTION**

*(until 2006)*

1993	Eric Agosti	C
	Morris Cosey	DL
	Brett Hrvinak	TE
1994	Symeon Floyd	LB
1995	Lew Lawhorn	WR
1996	Nate Boyd	LB
1997	Nate Boyd	LB
2003	Mike Brake	TE
2005	Jay Rohr	LB
2006	Luke Getsy	QB

**SPORTING NEWS**

**MAC PLAYER OF THE YEAR**

2000	Dwight Smith	DB
------	--------------	----

**MAC NEWS MEDIA ASSOC.**

**DEFENDER OF THE YEAR**

2000	Dwight Smith	DB
------	--------------	----

**MAC COACH OF THE YEAR**

2005	J.D Brookhart
------	---------------

**COLLEGE FOOTBALL NEWS**

**MAC COACH OF THE YEAR**

2005	J.D Brookhart
------	---------------

**MAC DISTINGUISHED SCHOLAR ATHLETE**

*(began in 2014)*

2014	Andrew Bohan	OL
	Zach Guiser	S
	Kyle Pohl	QB
	Robert Stein	PK
2015	Dylan Brumbaugh	OL
	Zach Guiser	S
	Kyle Pohl	QB
	John Senter	CB
	Robert Stein	PK
2016	Ulysees Gilbert III	LB
	Zach Guiser	S
	James Turner	S
	Daumantas Venckus	DL
2018	Jamal Baggett	S
	Dylan Meeks	DE

**ACADEMIC ALL-MAC FIRST TEAM**

1995	John Harpring	SS
1996	Jon Eaton	DB
	John Harpring	SS
	Mike Junko	QB
1997	Mike Hayes	P
1998	Jon Eaton	WR
	Mike Hayes	P
	Dan Wessman	OL
1999	Zac Derr	PK
	Jon Eaton	DB
	Greg Gromek	QB
	Brock Knisley	OL
	Gregg Peugeot	WR
	Rich Reliford	DB
	Tim Ritley	TE
	Ben Ruhlin	RB
	Dan Wessman	OL

	Jason Wiggins	DL
	Matt Zuercher	FB
2000	Zac Derr	PK
	Bob Hendry	RB
	Shawn Klik	OL
	Ed March	LB
	Rich Reliford	DB
	Tim Ritley	TE
	Ben Ruhlin	RB
	Bryan Shaw	OL
	Jesse Smith	DB
	Bates Szakos	WR
	Jacob Thompson	DL
	Jason Wiggins	DL
	Matt Zuercher	FB
2001	Zac Derr	PK
	John Fuller	DB
	Rickey McKenzie	DB
	Tim Ritley	TE
	Jesse Smith	DB
	Matt Zuercher	FB
2003	Tim Crouch	OL
	Jesse Smith	DB
	Jason Swiger	PK
2004	Mark Groza	LB
	Jason Swiger	PK
2005	Tim Crouch	OL
	Luke Getsy	QB
	Mark Groza	LB
	Jason Swiger	PK
	Brian White	DL
2006	Tim Crouch	OL
	Luke Getsy	QB
	Mark Groza	LB
2008	Brian Flaherty	TE/LS
2009	Elliott Bates	C
	Brian Wagner	LB
2011	Nico Caponi	DE

2012	Robert Stein	PK
2013	Nico Caponi	DL
	Kyle Pohl	QB
	Robert Stein	PK
2014	Nick Bice	WR
	Andrew Bohan	OL
	Kris Givens	CB
	Zach Guiser	S
	Keontae Hollis	DL
	Kyle Pohl	QB
	Nick Rossi	RB
	Robert Stein	PK
	Travis Switzer	OL
2015	Dylan Brumbaugh	OL
	Richard Dorvilus	DL
	Dylan Evans	LB
	Zach Guiser	S
	Darryl Monroe	LB
	Kyle Pohl	QB
	Kyle Ritz	OL
	John Senter	CB
	Robert Stein	PK
	Anthony Young	ATH
2016	Nathan Bischof	DB
	Ulysees Gilbert III	LB
	Zach Guiser	S
	Bryce Jones	DB
	John Lako	LB
	Vince Lockett	DB
	Xavier Quigley	OL
	James Turner	S
	Daumantas Venckus	DL
2017	Warren Ball	RB
	Nathan Bischof	LB
	Kyle Foster	H/P
	John Lako	LB
	Xavier Quigley	OL
	Anthony Young	WR



2018	Jamal Baggett	S
	Nathan Bischof	LB
	Dustin Burkhart	WR
	Kyle Foster	H
	John Lako	LB
	Cameron Lyons	LS
	Dylan Meeks	De
	Alex Ramart	QB
	Brian Reinke	TE
	Mykel Traylor-Bennett	WR

**HONORABLE MENTION**

*(until 2013)*

1992	Peter Habib	DB
	Jeff Junko	LB
1993	Peter Habib	DB
1994	Peter Habib	DB
	John Harpring	SS
	Jeff Junko	P/LB
1997	Bill Burke	LB
	Brock Knisley	OL
	Dan Wessman	OL
1998	Bill Burke	LB
	Bill Hildebrand	OL
	Brock Knisely	OL
	Andre McCray	DB
	Gregg Peugeot	WR
	Rich Reliford	DB
	Jason Wiggins	DE
2008	Andy Hildreth	H/P
2011	Troy Gilmer	LB
	Zac Kasperek	OL
2012	Micklos Blake	CB
	Nico Caponi	DL
	Bryce Cheek	CB
	Jerrod Dillard	WR
	Sean Graves	S
	Micah Lio	OL
	Joe Petrides	OL
	Kyle Pohl	QB
	Nick Rossi	LB
	Connor Seeman	LB
	Travis Switzer	OL

2013	Bill Alexander	CB
	Andrew Bohan	OL
	Zach D'Orazio	WR
	Sean Graves	S
	Micah Lio	OL
	Joe Petrides	OL
	Nick Rossi	LB
	Connor Seeman	LB

**MAC VERN SMITH AWARD WINNERS**

2004	Charlie Frye	QB
------	--------------	----

**MAC VERN SMITH AWARD NOMINEES**

1992	Chris Owens	DB
1993	Marcel Weems	QB
1994	Phil Dunn	LB
1995	Jason Taylor	OLB
1996	Nate Boyd	MLB
1997	Andre McCray	DB
1998	George Germany	DB
1999	Jon Eaton	DB/P
2000	Dwight Smith	DB
2001	Zac Derr	PK
2002	Charlie Frye	QB
2003	Charlie Frye	QB
2004	Charlie Frye	QB
2005	Domenik Hixon	WR
2014	Justin March-Lillard	LB
2015	Jatavis Brown	LB
2016	DeAndre Scott	DB
2017	Zach Guiser	S
2018	Kyron Brown	DB

**BOWL MVP**

2015	Robert Stein	PK
	Famous Idaho	Potato Bowl



ROBERT STEIN



**BOWL HUMANITARIAN AWARD**

2015	Jatavis Brown	LB
	Famous Idaho	Potato Bowl

**ALL-STAR GAME INVITEES**

1981	Andy Graham	P/PK
	(East-West Shrine)	
1992	Victor Green	DB
	Bruce Keys	ILB
	(All-American Bowl)	
1992	Daron Alcor	P/PK
	(East-West Shrine)	
1996	Jason Taylor	DE
	(Blue-Gray Classic)	
	(Senior Bowl)	

1997	Jamie Reader	FB
	(Hula Bowl)	
2000	Lavel Bailey	WR
	(Hula Bowl)	
	Dwight Smith	DB
	(Senior Bowl)	
2003	Matt Cherry	WR
	(Las Vegas Classic)	
2004	Charlie Frye	QB
	(Senior Bowl)	
	Chase Blackburn	DL
	Jim Borrieci	OL
	(Gridiron Classic)	
2006	Andy Alleman	OL
	Tim Crouch	OL
	Luke Getsy	QB
	(Las Vegas Classic)	
2007	Jabari Arthur	WR
	(Hula Bowl)	
	Nate Robinson	DL
	(East-West Shrine Bowl)	
2012	Kurt Mangum	LB
	(NFLPA Collegiate Bowl)	
2015	Jatavis Brown	LB
	(NFLPA Collegiate Bowl)	
	Rodney Coe	DL
	(Collegiate Gridiron Showcase)	
2018	Ulysees Gilbert III	LB
	(East-West Shrine Bowl)	
	Kyron Brown	CB
	(NFLPA Collegiate Bowl)	
	Brian Bell	LB
	(Tropical Bowl)	
	Walter Brady	DE
	(Tropical Bowl)	
	Kwadarrus Smith	WR
	(Tropical Bowl)	
	Mykel Traylor-Bennett	WR
	(Tropical Bowl)	

**FRED SEFTON MVP AWARD**

Presented annually for outstanding performance in football. Since 1961, the award has been split—one for offense, one for defense. Named for former UA coach and head of the physical education department Fred Sefton, who retired in June 1954, after 38 years of active service with the University.



ALVIN DAVIS, JR.



KATO NELSON



AJ CONEY

2018	Kato Nelson	QB	1998	James Washington	QB	1980	Dennis Brumfield	TB	1962	Joe Mackey	QB
	Alvin Davis, Jr.	DB		George Germany	FS		Brad Reese	LB		George Grosso	DE
2017	A.J. Coney	WR	1997	Greg Lomax	RB	1979	Paul Winters	HB	1961	Joe Mackey	QB
	Ulysees Gilbert III	LB		Andre McCray	DB		Brad Reese	LB		Ray Greene	DE
2016	JoJo Natson, Jr.	WR		George Germany	DB	1978	Redell Windley	HB	1960	Jim Lupori	WB
	Ulysees Gilbert III	LB	1996	Chris Rooney	FB		Mike Holian	DT	1959	Gino Calcei	WB
2015	Conor Hundley	RB		Nate Boyd	MLB	1977	Mark Hovanec	FB	1958	Al Smesko	WB
	Jatavis Brown	LB		Andre McCray	FS		Steve Cockerham	LB	1957	Tom Boggs	QB
2014	Jawon Chisholm	RB	1995	Jozef Jakab	PK	1976	Greg Thurman	HB	1956	George Shadie	G
	Jatavis Brown	LB		Jason Taylor	LB		Steve Cockerham	LB	1955	Ron Lancianese	G
2013	Jawon Chisholm	RB	1994	Darin Ford	RB	1975	Tom Wilhelm	FB	1954	John Cistone	QB
	Jatavis Brown	LB		Pete Habib	DB		Steve Cockerham	LB	1953	Marion Rossi	QB
2012	Dalton Williams	QB	1993	Kenny Chapman	WR	1974	Bob Clayton	SE			
	Kurt Mangum	LB		Odell Robbins	LB		Denny Hamad	DT			
2011	Keith Sconiers	WR	1992	Marcel Weems	QB	1973	Mac Thomas	SE			
	Brian Wagner	LB		Chris Owens	DB		Bob Holian	DT			
2010	Not awarded		1991	Harold Robinson	WR	1972	Tom O'Connor	OG			
2009	Not awarded			Chris Owens	DB		Carl Richards	OT			
2008	Dennis Kennedy	RB	1990	Jeff Sweitzer	QB		Denny Blake	LB			
	Kevin Grant	LB		Shawn Vincent	CB	1971	Bob Shilling	OT			
2007	Jabari Arthur	WR	1989	Mike Johnson	QB		Mike Hatch	DB			
	Brion Stokes	LB		John Clark	LB	1970	Jack Beidleman	HB			
2006	Luke Getsy	QB	1988	Leonard Thomas	WR		Fred DeHart	LB			
	John Mackey	DB		Terry Mays	OLB	1969	Jack Beidleman	HB			
2005	Domenik Hixon	WR	1987	Kurt Latell	TE		Dave Holian	DT			
	Jay Rohr	LB		Mike Rahach	LB	1968	Don Zwisler	QB			
2004	Charlie Frye	QB	1986	Mike Clark	TB		Harold Peterson	LB			
	John Fuller	DB		Brian Moran	DB	1967	Paul Paxton	OT			
2003	Charlie Frye	QB	1985	Mike Clark	TB		Barry Gilway	LB			
	Rickey McKenzie	DB		Wayne Grant	MG	1966	Ron Tyson	FB			
2002	Charlie Frye	QB	1984	Mike Clark	TB		Jon Denholm	DE			
	Chase Blackburn	LB		Wayne Grant	MG	1965	Jim Barton	TE			
2001	Matt Cherry	WR	1983	James Black	TB		Al Kerkian	DT			
	Brad Detwiler	DB		Jeff Lake	LB	1964	Ray Glinsky	E			
2000	James Washington	QB	1982	James Black	TB		Jim Wehner	DT			
	Dwight Smith	DB		Ed Grimsley	LB	1963	John Lahoski	FB			
1999	Lavel Bailey	WR	1981	Dennis Brumfield	TB		Tom Lowry	LB			
	Jon Eaton	DB		Brad Reese	LB						

# TEAM AWARDS

## HARRY "DOC" SMITH AWARD

Given in remembrance of a man who gave himself to the University through his activity in his chosen field, health and physical education. This plaque is awarded each year to an outstanding player in each class.



JAMAL DAVIS II



VAN EDWARDS, JR.



JOHN LAKO

### SENIORS

2018	Van Edwards, Jr.	RB
	Jamal Davis II	DE
2017	Tra'Von Chapman	WR
	Austin Wolf	WR
	Andrew Hauser	LB
2016	JoJo Natson, Jr.	WR
	DeAndre Scott	S
2015	Imani Davis	WR
	Dylan Evans	LB
	Cody Grice	NT
2014	Travis Switzer	OL
	Justin March-Lillard	LB
2013	Jarrold Pughsley	OL
	Malachi Freeman	CB
2012	Marquelo Suel	WR
	J.D. Griggs	DL
2011	Jake Anderson	OL
	<i>Not awarded from 2009-10</i>	
2008	Mercede Poindexter	TE
	Doug Williams	LB
2007	Mike Schepp	OL
	John Mackey	DB
2006	Andy Wills	OL
	Jermaine Reid	DL
2005	Brian White	DL
2004	Charlie Frye	QB
2003	Matt Cherry	WR
2002	Ryan Myers	LB
	Ryan Schulz	DL
2001	Zac Derr	PK
2000	Rich Reliford	DB
1999	Jon Eaton	DB
1998	Andre McCray	SS
1997	Jamie Reader	FB
	Corey Christian	DE
1996	Jason Taylor	DE
1995	Jozef Jakab	PK
1994	Jeff Junko	OLB-P
1993	Ken Williams	DL

1992	Chris Owen	DB
	Victor Green	DB
1991	Jeff Sweitzer	QB
1990	Scott Brown	NG
1989	Curtis Williams	DE
1988	John Buddenberg	OT
1987	Doug Knepp	DT
	Jay Miller	OLB
1986	Mike Clark	TB
1985	Wayne Grant	MG
1984	Doug Dillon	LB
1983	James Black	TB
1982	Tony Philpott	LB
1981	Brad Reese	LB
1980	Ricky Holman	DB
1979	Paul Winters	HB
1978	Redell Windley	HB
1977	Steve Cockerham	LB
1976	Mark VanHorn	OG
1975	Tom Wilhelm	FB
1974	Denny Hamad	DT
1973	Bob Holian	DT
1972	Tom O'Connor	OG
1971	Mike Hatch	DB
1970	Ken Krummel	DE
1969	John Vargo	FB
1968	Don Zwisler	QB
1967	Charles Marquess	HB
1966	Jim Braccio	DB
1965	Joe Richardson	HB
1964	Tony Butowicz	G
1963	John Lahoski	FB
1962	Herman Huth	T
1961	Jim Lupori	E
1960	Marco Burnette	QB
1959	Wayne Lytle	T
1958	Dave Adolph	G

1957	Bob Hatherill	C
1956	Jerry Reeves	T
1955	Mario Russo	G
1954	Phil Schember	G
	Ron Vargo	T
1953	Frank Stams	E

### JUNIORS

2018	Trevor Brown	OL
	John Lako	LB
2017	Kyle Ritz	OL
	Kyron Brown	DB
2016	Jerome Lane	WR
	Darius Copeland	DL
2015	Jerome Lane	WR
	DeAndre Scott	CB
2014	Zach D'Orazio	WR
	Cody Grice	NT
2013	Travis Switzer	OL
	Justin March-Lillard	LB
2012	Jerrod Dillard	WR
	Malachi Freeman	CB
2011	Brian Wagner	LB
	<i>Not awarded from 2006-10</i>	
2005	Luke Getsy	QB
2004	Brett Biggs	RB
2003	Charlie Frye	QB
2002	Marques Hayes	DL
	Bobby Hendry	RB
2001	Ryan Myers	LB
2000	Jake Schifino	WR
1999	Dwight Smith	DB
1998	Jon Eaton	WR
1997	Andre McCray	DB
	Carl Whitt	WR
1996	Nate Boyd	MLB
1995	Jason Taylor	LB

1994	Darwin Wilson	LB
1993	Phil Dunn	LB
1992	Marcel Weems	QB
1991	Victor Green	DB
1990	John Clark	LB
	Tyrone Nelson	FB
1989	Brian Hilk	LB
1988	Bob Singletary	FB
	Mike Johnson	QB
1987	Robert Lyons	DB
1986	Doug Knepp	DT
1985	Mike Clark	TB
1984	Tim Wallace	DB
1983	Jeff Lake	LB
1982	James Black	TB
1981	Fred Robertson	DB
1980	Brad Reese	LB
1979	Ricky Holman	DB
1978	Paul Winters	HB
1977	Mike Holian	DT
1976	Steve Cockerham	LB
1975	Jim Meyer	MG
1974	Mark Fowler	DE
1973	Brian Ellis	DE-PK
1972	Bob Holian	LB
1971	Calvin Pierce	HB
1970	Mike Hatch	LB
1969	Jack Beidleman	HB
1968	John Vargo	FB
1967	Ken Delaney	T
1966	Jon Delholm	DE
1965	Jim Braccio	HB
1964	Jim Barton	E
1963	Ray Glinsky	E
1962	John Lahoski	F
1961	Tom Adolph	E
1960	Jim Lupori	WB

1959	Marco Burnette	QB
	Frank Lomax	HB
	Tom Murphy	HB
1958	Gino Calcei	HB
1957	Ed Toth	G
1956	Bob Hatherill	C
	Gene White	E
1955	Jerry Reeves	T
	John Wiener	HB
1954	Mario Russo	G
1953	John Verdon	E
	George Shadie	E

**SOPHOMORES**

2018	Andre Williams	WR
	Justin Sampson	DE
2017	Trevor Brown	OL
	Alvin Davis, Jr.	DB
2016	Kyle Ritz	OL
	Brian Bell	LB
2015	Thomas Woodson	QB
	Zach Guiser	S
2014	Mykel Traylor-Bennett	WR
	DeAndre Scott	CB
2013	Zach D’Orazio	WR
	Cody Grice	DL
2012	Jawon Chisholm	RB
	Justin March	LB
2011	Nico Caponi	DL
	<i>Not awarded from 2006-10</i>	
2005	Brion Stokes	LB
2004	Jermaine Reid	DL
2003	Diontre Earl	LB
	Domenik Hixon	DB
	Jason Montgomery	WR
2002	Charlie Frye	QB
	Chase Blackburn	LB
2001	Matt Cherry	WR
2000	Brandon Payne	RB

1999	Jake Schifino	WR
1998	James Washington	QB
1997	No award given	
1996	Andre McCray	FS
1995	Jamie Reader	RB
1994	Symeon Floyd	OLB
	Brian Gabriesheski	G
1993	DeShawn Brown	RB
1992	Phil Dunn	LB
1991	Wayne Anderson	DL
1990	Mike Orbovich	TE
1989	Tyrone Nelson	FB
1988	Brian Hilk	LB
	Shawn Vincent	DB
1987	John Motton	FB
1986	John Buddenberg	OT
1985	Doug Knepp	DT
1984	Mike Clark	TB
1983	Greg Reed	LB
1982	Ed Grimsley	LB
1981	Darren Morgan	DB
1980	Joe Myers	DT
1979	Brad Reese	LB
1978	Juan Pope	C
1977	Paul Winters	HB
1976	Marty Bezbatchesko	QB
	Keith Luck	LB
1975	Steve Cockerham	LB
1974	Chris Angeloff	TE
1973	Paul Dorando	OG
1972	Dick Pitts	LB
1971	Bob Holian	MG
1970	Luke Marchmon	DT
1969	Mike Hatch	LB
1968	Dan Ruff	SE
1967	John Vargo	FB
1966	Ron Tyson	FB
1965	Mike Martin	QB
1964	Jim Braccio	HB

1963	Jim Barto	E
1962	Joe Richardson	HB
1961	Tom Lowry	FB
1960	Joe Mackey	QB
1959	Ray Greene	E
1958	Marco Burnette	QB
	Bruce Mackey	E
1957	Ron Bailey	T
1956	Dave Adolph	G
1955	Tom Boggs	QB
1954	John Williams	WB
1953	Chet Bekeleski	C

**FRESHMEN**

2018	Jeremiah Knight	WR
	Bubba Arslanian	LB
2017	Kato Nelson	QB
	Justin Sampson	DL
2016	Trevor Brown	OL
	Alvin Davis	CB
2015	Kyle Ritz	OL
	Jordan George	DB
2014	Thomas Woodson	QB
	Darius Copeland	DL
2013	Fransohn Bickley	WR
	Cory Morrow	S
2012	Conor Hundley	RB
	Cody Grice	DL
2011	Jawon Chisholm	RB
	<i>Not awarded from 2006-10</i>	
2005	Kevin Grant	LB
2004	Chevin Pace	DB
2003	Tim Crouch	OL
2002	Diontre Earl	LB
	Domenik Hixon	DB
2001	Charlie Frye	QB
2000	Dwayne LeFall	DE
1999	Brandon Payne	RB
1998	Jake Schifino	WR

1997	Rich Reliford	DB
1996	Greg Gromek	QB
1995	Jon Eaton	DB
1994	Brian Magrell	QB
1993	Symeon Floyd	LB
1992	Matt Kaulig	QB
1991	Phil Dunn	LB
1990	Wayne Anderson	NG
1989	Daron Alcorn	PK
1988	Brett Jackson	OT
1987	Brian Hilk	OLB
1986	Pierce Joiner	NG
1985	Gary Tyler	DB
1984	Doug Knepp	DT
1983	Ron Pasquale	OG
1982	Greg Reed	LB
1981	Ed Grimsley	LB
1980	Darren Morgan	DB
1979	Reece Perry	OG
1978	Terry Cameron	HB
1977	Andy Graham	P
1976	John Montgomery	HB
1975	Mike Holian	DT
1974	Steve Cockerham	LB
1973	Billy Mills	HB
	<i>Not awarded from 1968-72</i>	
1967	Tony Pallija	DB
1966	Dave Holian	MG
1965	Ron Tyson	FB
1964	Ed Williams	G
1963	Jim Braccio	HB
1962	Ron Boruszkowski	QB
1961	Tony Butowicz	G
1960	George Deo	HB
	Bob Dyser	C
1959	Loren Green	WB
	John Mihelich	LB
1958	Owensby Pearson	G
	Jim Lupori	E
1957	John Robinson	E
1956	John Stone	QB
1955	Ed Toth	G
	Ben Kimbrough	HB
1954	Gene White	E
1953	Jerry Reeves	G




TREVOR BROWN



JEREMIAH KNIGHT



ANDRE WILLIAMS



**JOHN W. HEISMAN AWARD**

Given in memory of Akron's first athletic director and football coach John W. Heisman (in 1893). The award is presented annually to the team's unsung hero for the intangibles he provides during practice sessions and for inspiring his teammates.

2018	Kyle Ritz	OL
	Brennan Williams	DL
2017	Stephen Ericksen	OL
	Brock Boxen	DL
2016	LaVonne Gauthney	OL
	Daumantas Venckus	DL
2015	Offensive line starters- Andrew Bohan, Tommy Brown, Dylan Brumbaugh, Quaison Osborne, Isaiah Williams	
	Darryl Monroe	LB
2014	Tyler Williams	WR
	Alfonso Horner	DL
2013	Conor Hundley	RB
	John Senter	CB
2012	Adam Bice	OL
	Troy Gilmer	LB
2011	Troy Gilmer	LB
2010	Not awarded	
2009	Not awarded	
2008	Eric Lively	DL
2007	Davanzo Tate	DB
2006	Jason Nedd	DB

2005	Jerell Ringer	RB
2004	Bobby Gardner	DL
2003	Mark Tetzl	LB
2002	Junior McCray	RB
2001	Ashanti Barbee	RB
	Andrew Wilson	WR
2000	Ben Ruhlin	RB
1999	Ray Pung	LB
1998	Ed Marc	LB
1997	Ellery Bradford	LB
1996	Ellery Bradford	LB

**ACADEMIC AWARD**

2018	Kyle Foster (Sr.)	H
	Jason Grossman (Jr.)	WR
	Peyton Coffman (So.)	LS
	Dylan Meeks (Fr.)	DE
2017	Zach Guiser (Sr.)	S
	Vince Lockett (Jr.)	S
	John Lako (So.)	LB
	Austin Sample (Fr.)	OL
2016	James Turner (Sr.)	S
	Zach Guiser (Jr.)	S
	Kyle Foster (So.)	H
	Vince Lockett (Fr.)	S
2015	Kyle Pohl (Sr.)	QB
	Zach Guiser (Jr.)	S
	Michael Buddenberg (So.)	LS
	Kyle Ritz (Fr.)	OL
2014	Nick Rossi (Sr.)	FB
	Robert Stein (Jr.)	PK
	Zach Guiser (So.)	S
	Michael Buddenberg (Fr.)	LS
2013	Connor Seeman (Sr.)	LB
	Nick Rossi (Jr.)	LB
	Robert Stein (So.)	PK
	Bryan Green (Fr.)	RB
2012	Adam Steiner (Sr.)	LS
	Sean Graves (Jr.)	S
	Nick Rossi (So.)	LB
	Andrew Bohan (Fr.)	OL
2011	Dylan Potts	WR
2010	Not awarded	
2009	Not awarded	
2008	Brian Flaherty	TE/LS
2007	Brian Flaherty	TE/LS
2006	Mark Groza	LB
2005	Jason Swiger	PK
2004	Mark Groza	LB
2003	Jesse Smith	DB
2002	Ryan Gargas	DL

**SPECIAL TEAMS  
PLAYER OF THE YEAR**

2018	Nick Gasser	P/PK
2017	Nick Gasser	P
2016	JoJo Natson	PR/KR
2015	Zach Paul	P
2014	Nick Rossi	FB
2013	Paul Skolmutch	LS
2012	Adam Steiner	LS
<i>Not awarded from 2009-11</i>		
2008	Bryan Williams	DB
2007	Andre Jones	DB
2006	Yamari Dixon	DB
2005	John Mackey	DB
2004	Domenik Hixon	WR
2003	Dan Basch	FB
2002	Domenik Hixon	DB

**LIFTER OF THE YEAR**

<i>Not awarded from 2009-Present</i>		
2008	Brandon Anderson	DB
2007	Jabari Arthur	WR
2006	Andy Alleman	OL
2005	Brett Biggs	RB
2004	Mike Piccirillo	OL
2003	Matt Cherry	WR
2002	Ryan Myers	LB

**WEIGHT ROOM WARRIOR /  
IRON ZIP**

2018	Kyron Brown	CB
2017	Manny Morgan	RB
2016	James Turner	S
2015	Conor Hundley	RB
2014	Conor Hundley (Off.)	RB
	Kyron Brown (Def.)	CB
2013	Conor Hundley (Off.)	RB
	Nico Caponi (Def.)	DL
	Andrew Bohan (ST)	OL

**RISE & SHINE AWARD**

2018	Logan Hawkins	DL
2017	Alex Ramart	QB
2016	Austin Sample	OL
2015	Matt Hoyer	QB
2014	Kyron Brown	CB

**CAPTAIN'S AWARD**

2018	Kyron Brown	CB
	Ulysees Gilbert III	LB
	Kyle Ritz	OL
2017	Warren Ball	RB
	A.J. Coney	WR
	Zach Guiser	S
2016	JoJo Natson, Jr.	WR
	DeAndre Scott	DB
	James Turner	S
2015	Jatavis Brown	LB
	Cody Grice	NT
	Conor Hundley	RB
2014	Travis Switzer	OL
	Justin March-Lillard	LB
	Nick Rossi	FB
2013	Jarrold Pughsley	OL
	Nico Caponi	DL
	Malachi Freeman	CB
2012	Adam Bice	OL
	Kurt Mangum	LB
	Adam Steiner	LS
2011	Jake Anderson	OL
	Brian Wagner	LB
	Adam Steiner	LS
<i>Not awarded from 2009-10</i>		
2008	Merce Poindexter	TE
	Doug Williams	LB
	Dennis Kennedy	RB
	Chris Kemme	OL
	Kevin Grant	LB
2007	Mike Schepp	OL
	John Mackey	DB
	Yamari Dixon	DB
2006	Luke Getsy	QB
	Kiki Gonzalez	DL
2005	Domenik Hixon	WR
	Kiki Gonzalez	DL
	Jason Montgomery	WR
	Brian White	DL
2004	Charlie Frye	QB
	Chase Blackburn	DL
	Dan Basch	FB
	Diontre Earl	LB
2003	Chase Blackburn	LB
	Matt Cherry	WR
	Charlie Frye	QB
	Marques Hayes	DL
2002	Charlie Frye	QB
	Ryan Gargas	DL
	Ryan Meyers	LB
	Brandon Payne	RB



ULYSEES GILBERT III



DYLAN MEEKS



KYLE RITZ



BRENNAN WILLIAMS

**MOST IMPROVED AWARD**

*Not awarded from 2009-Present*

- 2008 Chris Jacquemain (Off.) QB
- Elliott Bates (Off.) OL
- Mike Thomas (Def.) LB
- Alphonso Owen (ST)
- 2007 Kris Kasperek (Off.) TE
- Parris McNeal (Def.) LB
- Amin Kabir (ST) LB
- 2006 Chris Kemme (Off.) OL
- Doug Williams (Def.) LB
- Parris McNeal (ST) LB
- 2005 Andy Wills (Off.) OL
- Jermaine Reid (Off.) DL
- Reggie Corner (Def.) DB
- Richard Spaulding (ST) FB

**SCOUT TEAM**

**PLAYER OF THE YEAR**

- 2018 Justin Vance RB
- De'von Jones DB
- 2017 Hugh Cade WR
- Myran Mounds CB
- 2016 Matt Hoyer QB

**RED BLAIR AWARD**

Given annually to the highest-scoring player.

- 2015 Youssef Barakat LB
- Ryan Kortokrax OL
- John Lako LB
- Josh Ward LB
- 2014 Brett Lee OL
- James Turner S
- 2013 Varnell Garrett DL
- Hakeem Lawrence RB
- 2012 Michael Casimos OL
- John Rachal LB
- 2011 Cody Grice FB
- Sean Graves S
- 2010 Not awarded
- 2009 Not awarded
- 2008 Jared Wackerly QB
- Antoine Jones DL
- 2007 Paul Simkovich OL
- Mike Thomas DB
- 2006 Mike Ward OL
- Mitchell Magloire LB
- 2005 Bryant McMillion RB
- Wallace Pendleton DL
- Anthony Dalton WR

**BOBBY BOWDEN COACH OF THE YEAR AWARD**

Given annually to the coach who makes the greatest contribution to the team.

*Not awarded from 2013-Present*  
2012 Entire Staff

- 2018 Nick Gasser PK
- 2017 Kwadarrius Smith WR
- 2016 JoJo Natson, Jr. WR
- 2015 Robert Stein PK
- 2014 Robert Stein PK
- 2013 Robert Stein PK
- 2012 Robert Stein PK
- 2011 A.J. Fox PK
- 2010 Alex Allen RB
- 2009 Branko Rogovic PK
- 2008 Dennis Kennedy RB
- 2007 Igor Iveljic PK
- 2006 David Harvey WR
- 2005 Brett Biggs RB



KYLE FOSTER



LaVonne GAUTHNEY



ZACH PAUL



JAMES TURNER

# TEAM AWARDS

## TOUCHDOWN TROPHY CLUB

In conjunction with its annual football banquet, the Akron Touchdown Club presented two trophies, one to the outstanding lineman of the year and the other to the outstanding back, as determined by the UA coaching staff and the players.

### OUTSTANDING LINEMAN

*No longer awarded*

2008	Chris Kemme	OL
	Almondo Sewell	DL
2007	Chris Kemme	OL
	Almondo Sewell	DL
2006	Andy Alleman	OL
	Kiki Gonzalez	DL
2005	Tim Crouch	OL
2004	Aaron Conley	OL
2003	Marques Hayes	DL
2002	Ryan Gargasz	DL
2001	Konrad Dean	OL
2000	Konrad Dean	OL
	Jeff Grzeskowiak	OL
1999	Ron Smith	DT
	Dan Wessman	OL
1998	Jeremy Maxa	DE
1997	Kevin Kuntz	OL
1996	Jason Taylor	DE
1995	Andy Kittle	OL
	Mack Warren	DL
1994	Phil Dunn	LB
1993	Eric Agosti	OL
1992	Wayne Anderson	DL
1991	Brett Jackson	OL
	Mike O'Connor	OL
1990	Brian Hilk	LB
1989	Pierce Joiner	DT
1988	Pierce Joiner	DT
1987	Doug Knepp	DT
1986	Ron Pasquale	OT
1985	Wayne Grant	MG
1984	Wayne Grant	MG
1983	Jim Anderson	DT
1982	Frank Mazgaj	LB
1981	Scott Miller	DT

1980	Brad Reese	LB
1979	Dave Flegal	DT
1978	Herb Kohler	OG
1977	Bob Wolf	MG
1976	Al Hodakievic	DT
1975	Glenn Evans	SE
1974	Paul Dorando	OG
1973	Rick Madden	DT
1972	Carl Richards	OT
1971	Denny Blake	LB
1970	Ken Krummel	DE
1969	Dave Holian	DT
1968	Ken Delaney	OT
1967	Jim Welling	MG
1966	Jim Welling	MG
1965	Doug Thomson	T
1964	Dick Case	T
1963	Dick Case	T
1962	Tony Butowicz	G
1961	Ron Ulrich	T
1960	Ron Ulrich	T
1959	Jim Semester	G
1958	Ed Toth	T
1957	Jim Weiss	T
1956	Jerry Reeves	T
1955	Mario Russo	G
1954	John Verdon	E
1953	Joe Malone	G
1952	Joe Mazzaferro	G
1951	Joe Mazzaferro	G

### OUTSTANDING BACK

*No longer awarded*

2008	Dennis Kennedy	RB
	Brandon Anderson	DB
2007	Bryan Williams	RB
	Reggie Corner	CB
2006	Dennis Kennedy	RB
	Kevin Grant	LB
2005	Brett Biggs	RB
2004	Chase Blackburn	LB
2003	Bobby Hendry	RB
2002	Bobby Hendry	RB
2001	Bobby Hendry	RB
2000	Dwight Smith	DB
1999	James Washington	QB
1998	George Germany	FS
1997	Greg Lomax	RB
1996	Andre McCray	FS
1995	Jon Eaton	DB
	Jamie Reader	RB
1994	DeShawn Brown	RB
1993	Marcel Weems	QB
1992	Victor Green	DB
1991	Tyrone Nelson	FB
1990	Ozzie Jackson	CB
1989	Derek Alston	TB
1988	Doug Lewis	TB
1987	Chris Frowner	DB
	John Motton	FB
1986	Mike Clark	TB
1985	Mike Clark	TB
1984	Tim Wallace	DB
1983	James Black	TB

1982	James Black	TB
1981	Dennis Brumfield	TB
1980	Ricky Holman	DB
1979	Paul Winters	HB
1978	Redell Windley	HB
1977	Charles Parnell	DB
1976	Cheo Akili	DB
1975	Tom Wilhelm	FB
1974	Tom Wilhelm	FB
1973	Eric Schoch	QB
1972	Gary Yost	DB
1971	Mike Hatch	DB
1970	Jack Beidleman	HB
1969	Jack Beidleman	HB
1968	Jack Beidleman	HB
1967	Don Zwisler	QB
1966	Ron Tyson	FB
1965	Mike Martin	QB
1964	Darrington Seals	HB
1963	John Lahoski	FB
1962	George Deo	FB
1961	George Deo	FB
1960	Frank Lomax	HB
1959	John Stone	QB
	Gino Calcei	HB
1958	Art Bailey	HB
1957	Art Bailey	HB
1956	Art Bailey	HB
1955	John Williams	HB
1954	Marion Rossi	QB
1953	Jim Horrigan	HB
1952	Glenn Wilso	FB
1951	Buster Rizzo	HB



CHRIS KEMME



ALMONDO SEWELL



JASON TAYLOR

## ALL-TIME LETTERWINNERS

## A | A | A

Abbas, Bill	1959
Abdulla, Al	1936, 1938
Adams, Ernest	1911-12
Adams, Robert	1951
Addis, Rick	1980-82
Adolph, Dave	1955-58
Adolph, Tom	1959-62
Agosti, Eric	1991-94
Agostinelli, Ed	1970-72
Agyeman, Steve	2003-04
Akers, Paul	1910
Akili, Cheo	1973-76
Alcorn, Daron	1989-92
Albright, Paul	1971
Alexander, Bill	2010-11, 13
Alexander, Broderick	2009, 11-13
Alexander, Donnell	2015
Alfman, Gerald	1982
Alford, Eddie	1993-95
Alleman, Andy	2005-06
Allen, Alex	2005, 2007-10
Allen, Christian	2014-16
Allen, Dirk	1989-90
Allen, Jeff	2014
Allyn, Guy	1903
Alphonse, Michael	2006
Alston, Derek	1986-89
Altland, Jim	1970
Amison, Isavelt	1967-70
Amos, Corvin	1999-2000
Amstutz, Chet	1965
Anderson, Bob	1959
Anderson, Brandon	2005-08
Anderson, Eric	1994-97
Anderson, George	1971-73
Anderson, Harold	1946
Anderson, Jake	2008-11
Anderson, Jim	1981-83
Anderson, Keith	1979-80
Anderson, Robert	1987
Anderson, Wayne	1990-93
Anderson, Zack	2006-09
Andrade, Ed	1986-87
Andreoli, Andre	1940
Andy, Mike	1977-78
Angeloff, Chris	1974-75
Anton, Tony	1951
Appleby, David	1932, 1934
Appleby, Mike	1983-84
Arango, Dave	1981-83
Arbogast, Ronald	1900
Armbruster, Jason	1990
Arnette, Rex	1927-28, 1931
Arsanian, Bubba	2018
Arthur, Jabari	2004-07
Atha, Terry	1973-74
Austin, Charles	1973-75
Auten, Delbert	1929-30
Auten, George	1953-55
Auten, William	1954-56
Avery, Bryan	1917
Axner, Dave	1975-77
Azar, Floyd	1946-48
Azar, Ken	1950
Azar, Robert	1914

## B | B | B

Badinghaus, Ed	1992-94
Badalich, Carl	1965-67
Baggett, Jamal	2016-18
Bailey, Art	1952, 1956-58
Bailey, Austin	2010-13
Bailey, Charles	2001
Bailey, Ken	1952
Bailey, Lavel	1997-2000
Bailey, Rick	1982-83
Bailey, Ron	1956-57
Bailey, Ryan	2005
Bain, Ryan	2009
Baker, Lawrence	1927-29
Baker, Randy	1988
Bakewell, Harold	1950
Balaam, Al-Teric	2006, 2008-09
Balaj, Lionel	1950-52
Baldwin, Benjamin	1925-27
Ball, Warren	2017
Bamler, Bill	1967
Banks, Ken	1982-83
Banks, Louis	1999
Barbee, Ashanti	2001-02
Bareiter, Joe	1984
Barnes, Dante	2007
Barney, Marvin	1980
Barnes, Harold	1920-21, 1923
Barnes, Wilbur	1931-32
Barnhardt, Harold	1895-96, 1900
Barton, James	1962-65
Barrow, Carlos	1987-88
Basch, Dan	2000-01, 03-04
Basch, Dennis	2003-04
Baskin, Ron	1977
Bass, Lavern	1990-92
Bates, Elliott	2006-09
Batman, Jim	1974
Batman, Kenneth	1946-47
Baumbick, Bob	1979-81
Bauer, Robert	1933, 1935-36
Beard, Dorian	2002-04
Beeman, Rick	1976
Beidleman, Jack	1967-70
Bekeleski, Chet	1952-53
Belden, Russell	1908-09
Bell, Brian	2015-18
Bell, Donald	1942
Benedict, Charles	1892
Bennett, Jamey	1995-98
Berchie, Frank	2004-05
Bertsch, Ben	2010
Bessey, Charles	1995
Best, Jerry	1989-92
Bethel, Arthur	1909-11
Betz, Sam	1969-71
Beverly, James	1948
Bevington, Eldon	1915
Beyke, Joe	1999
Bezbatchenko, Marty	1976-78
Bice, Adam	2009-12
Bice, Nick	2014
Bickel, Paul	1952-53
Bickley, Fransohn	2013-14, 17
Bierce, Bruce	1916-17, 1919
Bigach, Bruce	1980-81
Biggs, Brett	2004-05

Bischof, Brandon	2018
Bischof, Nathan	2015-18
Bischoff, Todd	1981-82
Bisesi, Josphe	1952
Bitsko, Randy	1989-90
Black, James	1981-83
Black, Shaun	1997
Blackburn, Chase	2001-04
Blake, Denny	1971-72
Blake, Micklos	2009-12
Blakely, Jeff	1992-94
Blanchard, Doug	1978
Bland, John	1960
Bliley, Clarence	1920-22
Blind, Jim	1980
Bock, Fred	1951-52
Boedicker, Earl	1917, 1919
Boggs, Donald	1986
Boggs, Tom	1955-57
Bohan, Andrew	2013-15
Bohla, Martin	1942
Bolin, Paul	1948
Booker, Kobie	2017
Boone, Brandon	1975-77
Boone, William	1909
Boring, Sebastian	1941
Boruszkowski, Ron	1962-64
Borrieci, Jim	2001-04
Bostic, Carl	1935
Bostic, Karl	2011
Bowers, Giorgio	2010
Bowser, Deryn	2008-09
Boxen, Brock	2015-18
Boyd, Jim	1985
Boyd, Nate	1994-97
Boyett, Scott	2014
Camara, Elijah	2016-17
Cameron, George	1996-99
Cameron, Terry	1978
Camp, Henry	1895-96
Campbell, Bryant	1891
Campbell, Troy	1989-90, 1992
Campbell, Tyler	2007-09
Campbell, Zack	2009-11
Capi, Nordly	2013-14
Caponi, Nico	2010-13
Cardarelli, Richard	1953
Cardello, Vince	1939
Cargile, Jerome	1995-98
Carlucci, Joe	1960-62
Carney, Joseph	1942, 1946-47
Carmichael, Frances	1918
Carpenter, Dennis	1980
Carr, Chad	2001
Carter, Homer	1903
Carter, Jalil	2007-10
Carter, Matt	2001-02
Carter, Robert	1908
Carter, Sam	1993
Carter, William	1896
Case, Dick	1961-64
Case, Harry	1949-50
Case, Tom	1975
Cash, Lance	1991-93
Casimos, Michael	2014
Cassidy, Thomas	1893
Caswell, Mark	1979
Cecchetti, Jared	2004-07
Chapman, Kenny	1992-93

Brown, Tommy	2014-15
Brown, Trevor	2016-18
Bruce, Jeremy	2008-09
Brumbaugh, Dylan	2012-15
Brumfield, Dennis	1979-81
Bruner, George	1912, 1914
Buddenberg, John	1985-88
Buddenberg, Michael	2014-17
Budzeszewski, Tom	1970-72
Buhas, Frank	1947-48
Bullard, Undrea	2016-18
Burant, Jim	1975-77
Burgins, Troy	1983-86
Burke, Bill	1996-98
Burkhart, Dustin	2017-18
Burks, Joseph	1947
Burnett, Chet	1952
Burnette, Marco	1958-60
Burney, Nate	2009-10
Burton, John	1988-90
Burton, Richard	1981
Burton, Richard	1981
Burton, Richard	1981
Burton, Richard	1981
Butler, Denzel	2017-18
Byrd, Marvase	2009-10

## C | C | C

Cade, Hugh	2018
Cagle, Avery	2016
Cahill, George	1914
Calcei, Gino	1957-59
Calderone, Tom	1976
Calhoun, Ernie	1971-73
Calmer, Robert	1893
Camara, Elijah	2016-17
Cameron, George	1996-99
Cameron, Terry	1978
Camp, Henry	1895-96
Campbell, Bryant	1891
Campbell, Troy	1989-90, 1992
Campbell, Tyler	2007-09
Campbell, Zack	2009-11
Capi, Nordly	2013-14
Caponi, Nico	2010-13
Cardarelli, Richard	1953
Cardello, Vince	1939
Cargile, Jerome	1995-98
Carlucci, Joe	1960-62
Carney, Joseph	1942, 1946-47
Carmichael, Frances	1918
Carpenter, Dennis	1980
Carr, Chad	2001
Carter, Homer	1903
Carter, Jalil	2007-10
Carter, Matt	2001-02
Carter, Robert	1908
Carter, Sam	1993
Carter, William	1896
Case, Dick	1961-64
Case, Harry	1949-50
Case, Tom	1975
Cash, Lance	1991-93
Casimos, Michael	2014
Cassidy, Thomas	1893
Caswell, Mark	1979
Cecchetti, Jared	2004-07
Chapman, Kenny	1992-93

Chapman, Martin	1941-42, 46
Chapman, Tra'Von	2015-17
Charton, Bob	1990
Chase, Matt	1997
Cheek, Bryce	2012-15
Cherry, Matt	2000-03
Chima, George	1946
Chordar, Milan	1930, 1932-33
Chisholm, Jawon	2011-14
Christian, Corey	1994-97
Christner, Milton	1939-41
Christopherson, Tim	1991
Church, John	1910-12
Cistone, John	1951-54
Clark, Brian	1981, 1983
Clark, Ernest	2003
Clark, Harry	1891, 1893
Clark, John	1989-90
Clark, Mike	1984-86
Claus, Bill	1971
Clay, Olin	1965-66
Clayton, Bob	1972-74
Close, Stanford	1917, 1919-20
Cloud, Donte	2004
Cobb, Charles	1961-63
Cobb, Marshall	1988
Cobham, Wayne	2006-09
Coble, Rickie	1998-2001
Cockerham, Steve	1974-77
Cochran, Harold	1926-28
Cochran, James	1998-99
Cochrane, Kenneth	1928-30
Coe, Rodney	2015
Coe, Walter	1891-92
Cogswell, Ty	1955-58
Colbert, Terrell	2000
Coles, Bryan	1993-95
Colley, Harold	1922
Colosimo, Andrew	2009
Colson, Elrondo	1991
Commack, Avis	2012
Coney, A.J.	2015-17
Conley, Aaron	2001-04
Connor, Jeremy	1997-98
Conrad, Charles	1910
Conti, Tom	1953
Conway, Tom	1981-82
Cook, Donald	1936-37
Cook, Harry	1899-1900
Cook, Henry	1996
Cooper, John	1933
Cooper, Jerome, Jr.	2018
Cooper, Richie	2015
Copeland, Darius	2014-17
Coppa, Paul	1972-73
Corl, Clarence	1927
Corn, LaRond	1971
Corne, Hunter	2018
Cornelius, John	1989
Corner, Reggie	2004-07
Corrigan, Marty	1987
Cosey, Duran	1999
Cosey, Morris	1992-93
Costigan, Charles	1908-11
Coughenour, Pat	1971-72
Counahan, Chris	1992-95
Council, Brandon	2017
Cox, Carl	1956

# ALL-TIME LETTERWINNERS

Craig, Roger	1953
Crawford, Porter	1913-15
Cray, Howard	1932
Crisp, Park	1912-15
Crisp, William	1915
Criss, Charles	1910-12
Crist, Robert	1902-03
Crouch, Tim	2003-06
Cruz, Jose	2007-08
Csora, John	1978
Culbertson, Eric	2000-01
Culbertson, Keith	1938, 1940
Culler, Raschi	1998-99
Cullins, Charles	1973
Cummins, Jud	2001-03
Cunningham, Cecil	1924-25
Cunningham, Seth	2010-12
Cushman, Arthur	1900

## D | D | D

Dailey, Darian	2017-18
Daily, Jeff	1960-61
Daily, John	1956-58
Daily, Roy	1925-27
Danessa, Angelo	1950-51
Danielson, Jeremiah	1999-2000
Darst, Paul	1968
Darulis, William	1932-34
Daugherty, Tom	1922
Daum, Carl	1918-21
Dauphin, Jim	1977
Davidson, Courtney	1978
Davidson, Doug	1955-56
Davis, Alvin, Jr.	2016-18
Davis, Imani	2012-15
Davis, Jamal II	2017-18
Davis, Keith	1992
Davis, Kevin	2009-10
Davis, Marquinn	2009
Davis, Mike	2013
Davis, Reg	1961, 1963
Davis, Willie	1982-85
Dean, Konrad	2000-01
DeHart, Fred	1968-70
Delaney, Ken	1965-68
Dellovade, Mike	1989-91
DeMarco, Tom	1969-70
Demeter, Joseph	1948
Demhasaj, Zenel	2013
Denholm, Jay	1979
Denholm, Jon	1964-67
Dennison, Greg	1984-85
Deo, George	1960-63
Derr, Zac	1998-2001
DeScott, DeAndre	2006
Detwiler, Brad	1999-2001
Dickerson, Brad	1962-65
Dillard, Jerrod	2010-13
Dillon, Doug	1981-84
DiNapoli, Frank	1940-41
Dixon, Terrel	1994-95, 1997
Dixon, Yamari	2004-07
Dobrin, Emil	1947, 1949
Dobrzaniecki, John	1975-77
Dobson, Russel	1908
Dodge, Ray	1947-49
Dolensky, Jim	1962-64
Dombroski, Bob	1986-89
Domonkos, Matt	2006-07
Donaldson, Mike	2004-06

Donaldson, Shawn	1988, 1990-92
Donovan, John	1893, 1895-96
Dorando, Paul	1973-75
D'Orazio, Zach	2012-14
Dorvilus, Richard	2014-15
Doshna, Peter	1934-35
Dotson, Walt	1983-84
Doyle, Dayton	1902
Drakes, Eric	1990-91
Draper, Ted	1991-93
Driesbach, Farrell	1931-33
Driesbach, Oliver	1913-16
Dudock, Mike	1960-63
Dulin, Orlando	1991-92
Dunn, Phil	1991-94
Dunn, Tommy	1993-94
Dunwiddie, Bob	1990-91
Durant, Martel	2013-14
Durr, Arthur	1902
Dutt, Robert	1908-09
Dutt, Robert	1936
Dyer, Clarence	1926
Dyser, Robert	1960-61

## E | E | E

Earl, Corey	1982
Earl, Diontre	2002-04
Easton, Dalton	2013
Easton, Joseph	1900
Eaton, Jon	1995-96, 1998-99
Eberhardt, Leo	1913
Eckert, Herman	1919-21
Eckstedt, Richard	1951
Eddy, John	1891
Eddy, Nelson	1959-60
Edwards, Ade	1998-2000
Edwards, Van, Jr.	2015-18
Edwards, Wade	2014
Eisom, Barry	1972-74
Elie, Dion	2002-05
Eller, William	1949
Ellerbe, Tracy	1987-89
Ellington, Morris	2001-04
Ellis, Brian	1972-74
Ellis, Harold	1914
Ellis, Robert	1920-21
Ellis, William	1941, 1946
Embick, Jim	1974-77
Emerick, Bill	1957
Emmons, Claude	1920
Endress, Ned	1939
Englehart, Steve	1963-66
Englehart, Steve	1988-89
Enright, Tom	1973, 1975
Ensign, Hadley	1928-29
Ericksen, Stephen	2014-17
Ervin, Eric	1994-96
Erwine, Robert	1931-32
Estrada, Casey	2008-09
Etienne, Rodney	2006-07
Evans, Clyde	1918
Evans, David	1900
Evans, Dylan	2012-15
Evans, Glenn	1975-76
Evans, Mike	1992
Evans, Walt	1947
Evans, William	1895-96
Eves, Archie	1895-96, 1899-1900

## F | F | F

Fagan, Jack	1938-39
Fagan, Shawn	1985-88
Faler, Micah	2000-03
Falls, Eugene	1929-30
Fanning, James	1931-32
Farmer, Bill	1942
Fazio, Nick	2017-18
Feather, Dave	1987-89
Featherstone, Shawn	2016-17
Fedorisin, John	1979-81
Feller, Aaron	2001
Fellmuth, Robert	1939-40
Felsoci, Mike	1987
Ferguson, Robert	1949
Ferguson, Ron	1976-77
Fernella, Mike	1938-40
Ferry, Fred	1954
Fiatal, Ernest	1947
Fichthorne, Ewing	1902
Fink, Charles	1928-29
Finley, Jeff	1981-82
Finn, James	1946
Fire, Kevin	1981-82
Firrick, William	1924
Fisher, Brian	1980
Fisher, Dave	1977-79
Fisher, Frank	1992-94
Fisher, Michael	1937-38
Fitschen, Jerry	2018
Fitzharris, Cletus	1926-28
Flaherty, Brian	2006-08
Flaherty, Tim	1971-73
Flaherty, Tom	1965-68
Flaughner, Vernon	1929-30
Flegal, Dave	1977-79
Fleming, Harold	1910
Fleming, Will	2009, 11-12
Fleming, William	1909
Fletcher, Paul	1925
Flickinger, Donald	1932, 1934
Florin, George	1941-42
Florin, Ignatius	1928-29
Flossie, Ben	1940-41
Flossie, Ben	1974
Flossie, Bruce	1974
Floyd, Symeon	1993-94
Flotz, William	1913-14
Fobbs, Sean	2007-09
Fondrk, Joe	1968-69
Foore, Larry	1954-56
Forbes, David	1946
Ford, Bre'	2011-14
Ford, Dave	1966
Ford, Darin	1993-94
Formen, Louis	1975-76
Fortener, Nick	1999-2002
Fosnight, Reed	1914-15
Foster, Kyle	2015-18
Fowler, Mark	1973-75
Fowler, Tim	1980-83
Fowler, Tony	1982
Fox, A.J.	2011
Fox, Mark	1977
Fox, Wayne	1965-68
Foy, Mike	1969-71
Fraley, Blake	2010-11
France, Glen	1903
Francis, Scott	1996
Frank, Earl	1943
Frase, Ralph	1918

Freeman, Malachi	2012-13
Freeman, Tom	1980-81
Friday, Mark	1990
Frieson, Dee	2010-13
Fritz, Don	1975
Frowner, Chris	1987
Fry, Rolent	1891
Frye, Charlie	2001-04
Frye, Harold	1928-30
Frye, Paul	1928-30
Frye, Tony	1980
Fuciu, George	1964-66
Fuchs, Fred	1908
Fuller, John	2001-04
Fuller, Ron	1974-77
Fuqua, Stephon	2006-07
Futo, James	1942

## G | G | G

Gabel, Tim	1982
Gabrieheski, Brian	1993-96
Galehouse, George	1948-49
Galloway, Dick	1959-62
Garcia, Andy	1936-37
Gardner, Bobby	2001-03
Gardner, James	1893
Gargas, Ryan	1999-2002
Garnett, Robert	1958, 1962
Garrett, Varnell	2014
Garrison, Jeff	2003
Gasser, Nick	2016-18
Gaug, William	1952-53
Gauthney, LaVonne	2015-17
Gayer, Jacob	1902
Geese, Robert	1937
George, Jordan	2015-18
Gergel, Dan	1977-79
Germany, George	1995-98
Getsy, Luke	2005-06
Giachetti, Jason	2003-06
Gilbert, Doug	1984-86
Gilbert, Greg	1982-84
Gilbert, Ulysees III	2015-18
Gilbert, Walter	1910-11
Gill, John	1932
Gill, Jon	2003
Gilleland, Ellsworth	1926-28
Gilmer, Troy	2009-12
Gilway, Barry	1965-67
Gindratt, Brice	1991-94
Ginella, Mike	1986-87
Gingerich, Zach	2017
Givens, Kris	2014-15
Gladney, Kevin	2016-17
Gliha, Ron	1981
Gilinsky, Ray	1961-64
Glover, Demarkus	2017-18
Gonzalez, Kiki	2003-06
Goodman, Tyrell	2012-13, 2015-16
Goodspeed, Gregg	1994
Goodwin, Jamie	2002-03
Gopp, Dale	1941, 1946-47
Correll, Tim	1980
Gouch, Darrien	1990-93
Gradyan, Frank	1951-53
Graf, Robert	1933-35
Graham, Andy	1977-80
Graham, Miguel	2007-09
Gramann, Steve	1987
Grant, Kevin	2005-08

Grant, Wayne	1982-85
Graves, Sean	2012-13
Gray, Jimmie	1998-2000
Gray, Kevin	1980
Green, Anthony	1984-86
Green, Brett	2004
Green, Bryan	2013
Green, Dave	1960
Green, Darryl	1989-91
Green, Gary	1971-74
Green, Loren	1959
Green, Victor	1990-92
Greene, Kenny	1989-91
Greene, Ray	1959-61
Greene, Ron	1971-73
Greenhorn, Alvin	1940
Greenwood, Randy	2010
Greer, Sekai	2002-03
Grice, Cody	2012-15
Griffiths, Dave	1936
Grigas, Walt	1938, 1940
Griggs, Bert	1980
Griggs, John	2011-12
Grimes, David	1999
Grimm, John	1909-12
Grimmsley, Ed	1981-83, 1985
Grisdale, Ken	1982
Gromek, Greg	1996-99
Grosso, George	1959-62
Grover, Hayden	2017
Groza, Mark	2003-06
Gruccella, Thomas	1946-49
Grzeskowiak, Jeff	1998-2001
Grzeskowiak, Mike	2001-04
Guiser, Zach	2014-17
Gulick, Robert	1908-09
Guthrie, Pete	1963-64

## H | H | H

Haas, John	1994
Haber, Mark	1990-91
Habib, Pete	1991-94
Hadden, Bill	1984-86
Haddox, Benny	1987-88
Hagenmaier, Brian	1983-85
Hagins, Nate	1967-68
Halalay, Gene	1952
Hale, Steve	1996-99
Haley, Arthur	1916-18
Haley, Jason	1990
Hall, John	1931
Hall, Richard	2010
Halter, Jeff	1980-81
Hamad, Dennis	1971-74
Hamilton, Jelani	2016
Hamilton, Paul	1986-88
Hamlin, Larry	1951-53
Hamline, Robert	1930-31
Hammontree, Ray	1931, 1933-34
Hampton, Dan	1984-86
Hampton, Horace	1937
Hannon, Michael	1999
Haramis, Sam	1961-62
Harden, Ed	1891-93
Hardy, William	1899
Harker, Lewis	1940
Harlan, James	1951
Harmon, Matt	2008
Harpham, Raymond	1903
Harpring, John	1993-96

Harris, George	1998	Holmes, Anthony	2010-13	Jamall, Rashad	1976-78	Kelley, John	2001	LaFrance, Jeremy	2009-10
Harrison, John	1968-70	Holmes, Donald	1949, 1951	James, C.J.	2013	Kelley, Leo	1908	Lagasse, Mike	1996-98
Harrison, Wayne	1968-69	Holmes, Russell	1981-84	Jamison, Nick	1997-98	Kelley, Robbie	2017	Lahoski, John	1961-63
Harsh, Jamie	1990-92	Holsberry, William	1942, 1946	Jateff, Nick	1950	Kelly, Clarence	1981-84	Lake, Daniel	1900
Hartline, Chester	1926-28	Holley, Jim	2006	Jenkins, Charles	1924	Kemme, Chris	2005-08	Lake, Jeff	1982-85
Hartline, Jackie	1936	Hooks, Jalen	2018	Jenkins, Hayes	1921-24	Kendall, Kevin	1981-82	Lako, John	2016-18
Hartman, Jason	2000-02	Hoopes, Fredrick	1925-27	Jenkins, Verlin	1923	Kennedy, Dave	1966	Lancaster, Julius	1996-98
Hartz, Craig	1965-67	Hoover, John	1967-69	Jennings, Chez	1988	Kennedy, Dennis	2005-08	Lancianese, Ron	1954-57
Harvey, David	2006	Hoover, Robert	1940	Jerdon, Andy	2000-03	Kerkian, Al	1965-66	Landis, Jim	1942
Harvey, James	2008-11	Hope, Larry, Jr.	2015-16	Jesko, Jeff	1975-77	Kerwin, Mark	1980	Lane, Jerome	2014-16
Harvey, Tony	1980	Hopkins, Carl	1926-28	Jest, Davont'te	2016, 2018	Kesler, Richard	1947	Lant, Steve	1896
Haskins, Chris	1990-93	Horn, Fred	1932	Jewells, Roosevelt	1979-81	Kessler, Lloyd	1995	Larde, Richard	1987-89
Hast, Jeff	1994	Horner, Alfonso	2012-15	Johns, Nick	2017-18	Keys, Bruce	1989-92	Larson, Bob	1975-77
Hatch, Mike	1968-71	Horriqan, James	1952-53	Johnson, Andrew	2008	Kimbrough, Ben	1955-56	Lartey, Emmanuel	2010-11
Hatherill, Robert	1954-57	Horriqan, Terry	1956-57	Johnson, Banks	1973-74	Kimbrough, Milt	1986-87	Latell, Kurt	1987-89
Haury, William	1948-50	Horton, Leon	1978-79	Johnson, Burke	1892, 1894-95	King, Bart	1959	Laterza, Tony	1949-50
Hauser, Andrew	2014-17	Housos, George	1981-83	Johnson, Darren	1988	King, Brad	1996-97, 1999	Latona, Felix	1940-41
Hayes, Marques	2000-03	Houston, Biff	1970-71	Johnson, David	1913-14	King, James	2018	Laubacher, Dave	1972-74
Hayes, Mike	1994, 1996-98	Hovanec, Mark	1975-77	Johnson, Herb	1951	King, Louis	1975	Laubaugh, Ron	1965
Hayes, Mikee	2015-17	Howard, Curtis	1976-79	Johnson, Kristian	1996	King, Steve	1987-88	Laube, Evan	2006-08
Hazime, Hasan	2008-11	Howe, Bryan	2004-05	Johnson, Lilliburn	1925-26	Kingsbury, Benjamin	1891-92	Lauro, Anthony	2015-16
Heckman, Dennis	1981-83	Howell, Juan	1987-89	Johnson, Mike	1988-89	Kirkpatrick, Ed	1947-48	Lauro, Tony	1984-86
Heckman, Jim	1942	Hoyer, John	1937	Johnson, Nate	1996, 1998-99	Kirn, Walter	1925-26	Lawrence, Hakeem	2014-15
Hein, Justin	2003-05	Hoyer, Matthew	2016	Johnson, Robert	1961-64	Kish, Michael	2016-17	Lawhorn, Lew	1995
Heinzerling, Lynn	1925	Hoyte, Nigel	1989	Johnson, Robert	1982-84	Kittle, Andy	1993-96	Leacock, Paul	1895-96
Heisman, John	1894	Hrivnak, Bret	1990-93	Johnson, Shelton	1994	Klaus, Russ	1984-85	Lee, Carl	1936-37
Heller, Irvin	1940-42	Huebner, Keith	2006-08	Johnson, Wallace	1930-31	Klik, Shawn	1997, 1999-2000	LeFall, Dwayne	2000, 02-04
Heminger, Harold	1917	Huff, Boyd	1924	Joiner, Pierce	1986-89	Kline, Ken	1984-85	Leffler, Carl	1920-22
Hendry, Bobby	2000-03	Huffman, Raymond	1926-27	Jones, Andre	2006-09	Kline, Robert	1946-49	Legando, Jim	1982
Henneberger, Paul	1896	Hughes, Mike	1996, 1998-2000	Jones, Antoine	2009	Knapp, Mike	1985-86	Legger, Nick	2009
Henry, Dionte	2003-05	Humphrey, David	1986-87	Jones, Bradford	1990-91	Kneale, Sterling	1914	Lehackey, Paul	1935
Henry, Ed	1970	Humphrey, Robert	1938, 1940	Jones, Bryce	2016	Knapp, Douc	1984-87	Leichliter, Jim	1980-82
Hensal, Earl	1933-35	Hundley, Conor	2012-15	Jones, Burton	1962-64	Kniffen, Hazen	1921-23	Leininger, Dave	1970
Herndon, Jayson	1994-96	Hunter, Bo	1997-99	Jones, Denzel	2013-14, 16	Knight, Hal	1902-03	Lemley, Bill	1971
Herndon, John	1899	Hunter, Mosey	1971-73	Jones, Dennis	1970	Knight, Jeremiah	2018	Lemon, Marcus	2009
Heslop, Matt	2003	Hunter, Xavier	1990	Jones, De'von	2017-18	Knight, Maurice	1902-03	Lemon, Ron	1967-70
Hess, Carl	1921	Hutcherson, Jim	1982	Jones, Richard	1997-99	Knisely, Brock	1996-99	Lemon, Shawn	2007-10
Heyworth, Jim	1973-75	Hutchinson, Harold	1932-33, 35	Jones, Sterlie	1969	Knowlton, Arthur	1917, 1919	Lengyel, Jack	1954-56
Hibbard, Reigle	1940-41	Hutchinson, John	1928	Jones, Tony	2017	Knowlton, Frank	1921-22	Lenihan, Pat	1941
Hickman, Dave	1964-66	Huth, Herman	1959-62	Junius, Stan	1936	Knowlton, John	1914-16	Leonard, Dean	1925-27
Hickman, Frank	1935-36	Huth, Jim	1985	Junio, Travonte	2016-17	Knowlton, Richard	1948, 1950	Leota, Iakopo	2003
Hicks, Guy	1978	Hutton, Mic	1969-72	Junk, Brandon	2016-18	Koerber, William	1918	Letuli, Jovann	2016-17
Hicks, Richard	1954			Junko, Jeff	1991-94	Kohler, Herb	1976-78	Lewis, Chuck	2003, 05
Hildebrand, Bill	1995-98			Junko, Mike	1993-96	Kominic, Walter	1937-38	Lewis, Doug	1988-90
Hildreth, Andy	2007-08			Justice, Aaron	1993	Konrad, Charles	1908-09	Lewis, Jerome	2013-14
Hilk, Brian	1987-90			Justice, Jim	1992	Koplin, Claude	1903	Licht, Chad	1991-93
Hill, Chris	1987-90					Koppas, Merle	1918	Limbach, Oscar	1922-24
Hill, Greg	1972-73					Kormanich, Walt	1942	Lindsey, Donald	1932-34
Hill, Josh	2000-02					Korosi, Gary	1978	Lindsey, Jermaine	2006
Hill, Tor	1985					Kortokrax, Ryan	2016	Lingruen, Mark	1974-76
Hillery, Tom	1952-53					Kosoy, Dave	1965-67	Linton, Bob	1955
Hilliard, Norm	1994					Kosky, Steve	1938	Lio, Micah	2011-13
Hills, Scott	1974					Kot, Tom	1974-75	Lionetti, Anthony	1950-52
Hinds, Tyler	1987-88					Kovach, Steve	1952	Little, Matt	2008-11
Hines, Quentin	2012					Kozak, Donovan	1992-93	Littler, Gregg	1987
Hinkle, Larry	1929-30					Krager, Paul	1902	Livelsberger, Lynn	1966-68
Hirschman, Nick	2013					Kregenow, Edwin	1921-23	Lively, Eric	2005-08
Hixon, Domenik	2002-05					Kregenow, Ernest	1924-25	Lloyd, DeMarcus	2016
Hlas, John	1926-28					Kreighbaum, Dan	1983-85	Lockett, Vince	2016
Hochberg, Ray	1936					Krino, Mike	1934-36	Lodge, Shauntel	1997-98
Hochensmith, Farlin	1911-12					Krummel, Ken	1968-70	Lomax, Frank	1959-60
Hockett, Myron	1978-80					Kubik, Andy	1986-89	Lomax, Greg	1995-98
Hodakievic, Al	1975-76					Kulmala, Jeff	1974-76	Lombardi, James	1949
Hodges, Tim	1980, 1983-84					Kuntz, Kevin	1995-98	Long, Darryl	2017
Hoffman, Bob	1987					Kura, Mike	1966-68	Long, Jeff	1985-86
Holian, Bob	1971-73							Long, Johnny	2004-06
Holian, Dave	1966-69							Longacre, Dave	1951-53
Holian, Mike	1975-78							Longville, Regis	1949-50
Holland, Howard	1949							Lopeman, Ed	1960, 63
Hollis, Keontae	2013-14							Lott, Eugene	1895
Holman, Rick	1978-80							Loudenback, Harry	1893-94
Holmes, Alphonso	1993-94							Lowry, Tom	1960-63

# ALL-TIME LETTERWINNERS

Luck, Keith	1976
Lukas, John	1939-41
Lundstrom, Jeff	1988
Lundy, John	1982-85
Lurtz, John	1998
Lutz, Dick	1979-81
Lupori, Jim	1958-61
Lyons, Cameron	2018
Lyons, Mike	1991-94
Lyons, Robert	1985-88
Lytle, Wayne	1959

## M | M | M

Mackey, Bruce	1958-60
Mackey, Joe	1960-62
Mackey, John	2004-07
Mackey, Louis	1998, 2000
Madden, Rick	1972-73
Madick, Robert	1962-64
Magloire, Mitchell	2006-07
Magrell, Brian	1994-95
Mahan, Fulton	1931-33
Maher, John	1971-73
Mahoney, Ed	1942
Mahoney, John	1926-28
Maibauer, Roger	1972
Maione, Henry	1965-67
Mairs, Curt	1954
Maligio, Fred	1937-39
Malizia, Jerry	1965-67
Mallo, James	1935-36
Malone, Joseph	1951-53
Maluke, Andy	1939-41
Malvasi, Pete	1987
Mangum, Kurt	2012
Mann, Mel	1950
Mannie, Ken	1971-73
Maravich, Eli	1957
March, Ed	1998-2001
March-Lillard, Justin	2011-14
Marchese, T.J.	2009, 2011
Marchmon, Luke	1970
Marconi, Tim	1988-89
Marcoux, Dan	2008-11
Marcus, Jamal	2015-16
Marquess, Charles	1966-67
Marsicano, Shane	1994
Martin, Adam	1992-94
Martin, Dale	2009-10
Martin, John L.	1953
Martin, Mike	1964-65
Massaro, Rick	1978-81
Mason, Kenneth	1922-24
Matwiczna, Dan	1990
Mathis, Willie	1979
Mathews, Ray	1962
Maus, Thomas	1949
Maxa, Jeremy	1995-98
Maxwell, Bob	1978-79
Maybury, Jace	2000-02
Mays, Paul	1988-90
Mays, Terry	1987-90
Mazgaj, Frank	1980-82
Mazur, Stan	1972
Mazzafero, Joseph	1950-52
Mazzagatti, Joseph	1951-53
McAllister, Ronald	1939-40
McBride, Thomas	1997, 1999-00
McCaha, Duane	1947
McCann, Al	1987-88

McCarthy, Francis	1935
McCarthy, Richard	1938-39
McClain, Henry	1951
McClain, John	2006
McCloskey, Patrick	2010-11
McCombs, Collie	1939
McCoy, Cedric	2016-17
McCray, Andre	1995-98
McCray, Anthony	1998-2000
McCray, Raymond	1999-2002
McCray, Moses	2013
McDaniel, Joe	2005-07
McDaniels, Robert	1954
McDonald, George	1950
McDonald, John	1959
McDuffie, Kyle	2003
McGarry, Arthur	1908
McGarry, Jamie	1970
McGee, Bill	1963-64
McGill, Doug	1971-73
McGinnis, Mark	1989-90
McGlone, Dennis	1977-79
McKenzie, Rickey	2000-03
McKnight, Alvin	1891-94
McLean, Johnson	1891-92
McMillan, John	1946-47
McMillon, Bryant	2006, 2008
McNamara, Joe	2013-14
McNeal, Parris	2004-07
McPartland, Cary	1964, 1966
McPherson, Clarence	2006
Meacham, Marshall	1937-38
Mead, Charles	1891
Meade, Kevin	1980-82
Means, Michael	2015
Meeks, Dylan	2017-18
Mementowski, Ed	1978-79
Meriwether, Anthony	2009-11
Mertz, Raymond	1914, 1916
Merzweiler, Jack	1947-48
Metzger, Henry	1932-34
Meyer, Jim	1974-76
Meyer, Kevin	1978
Mignin, Charles	1891-92
Mihalik, Frank	1951
Mihelich, John	1959
Mihills, Lawrence	1899-1900, 1902
Mikolashek, Les	1938-40
Miller, Clinton	1921
Miller, Dashan	2008-09
Miller, Dick	1937-38
Miller, Fred	1976-77
Miller, Harold	1923-24
Miller, Jared	1989
Miller, Jay	1985-87
Miller, John	1916-17
Miller, Scott	1978-81
Miller, ShelDon	2010-11
Miller, Thomas	2009
Miller, William	1928
Mills, Billy	1973-76
Minnich, Harold	1923
Misencik, Paul	1959-61
Misencik, Thomas	1949
Mitchell, James	1893
Mitchell, Ray	1949
Mitchell, William	1950-1952
Mizell, C.J.	2013-14
Mobley, Gary	1978
Monan, Al	1939
Monroe, Darryl	2015
Monroe, Joe	1954-55

Montgomery, Jason	2002-05
Montgomery, John	1976-77
Moore, Clayton	2011
Moore, Deon'tae	2014, 16-17
Moore, Floyd	1908-09
Moran, Brian	1984-86
Morefield, LeVon	2009-10
Morgan, Christian	1999
Morgan, Darren	1980-83
Morgan, Devonte	2011-14
Morgan, Manny	2014, 16-17
Moro, Tony	1966-67
Morris, Dajour	2011
Morris, Jonah	2018
Morris, Phillip	2007
Morrison, Gary	1965
Morrison, Jim	1963-64
Morrison, Robert	1938
Morrow, Cory	2013-16
Morrow, Wade	1939-41
Motte, Herbert	1924-25
Motton, John	1987-89
Moyer, Moe	1931
Muhlbach, Ron	1968
Muldowney, Shawn	2018
Murdock, Jaiye	1994-96
Murdock, Quentin	2000
Murphy, Leo	1933-34
Murphy, Paul	1954
Murphy, Tom	1959-60
Myers, Joe	1979-82
Myers, Ryan	2000-02
Myers, Wayne	1931

## N | N | N

Nash, Jim	1958
Natson, JoJo	2016
Nedd, Jason	2004-06
Neeley, Jonathan	2017
Neer, Ryan	2000-02
Nelson, Kato	2017-18
Nelson, Niles	1933-35
Nelson, Tyrone	1988-91
Neugebauer, Walter	1942
Newson, Phillip	1921-22
Nicely, Patrick	2009-11
Nichols, Don	1955
Nicods, Greg	1974-77
Novak, Geoff	1988
Novell, Ned	1946-49

## O | O | O

O'Brien, Pat	1973-74
O'Connor, Tom	1970-72
O'Connor, Dave	1981-83
O'Connor, Mike	1988-91
Odofin, Deni	2007-09
Okafor, Nmesoma	2013-14
Oldham, Albert	1927, 1929
Oldham, Vernon	1931-33
O'Leary, Tom	2014, 16-17
Olson, Leland	1920-21
Ondecker, Andy	1939
Ondrusek, Paul	1997, 1999-2001
O'Neill, Jamie	1997
Orbovich, Mike	1989-91
Orelus, Henry	2013
Osborne, Mike	1989
Osborne, Quaison	2012-15

Osborne, Robert	1891
Owen, Alphonso	2007-08
Owens, Chris	1989-92

## P | P | P

Pace, Chevin	2004-07
Pacenta, Tom	1976-77
Padrutt, Mark	1979-80
Palermo, Tony	1946
Pallija, Tony	1967-69
Palmer, Clarence	1912-14
Palmer, Don	1974
Palmer, Russell	1915
Panzanella, Ken	1975-76
Papageorge, Gus	1936
Papp, Joseph	1946-1948
Paramore, Michael	1981-84
Pardee, Wayne	1970-71
Paris, Tony	1953-56
Park, Tom	1982-83
Parker, Dave	1967-70
Parker, Rich	1967-68
Parker, Robert	1942
Parks, Tracy	1992
Parnell, Charles	1974-77
Parsell, Allen	1976-77
Parshall, Edward	1902
Pasquale, Bill	1982-83
Pasquale, Ron	1983-86
Patillo, Ty	1994
Patella, Dominic	1937-39
Patrick Jim	1962
Patterson, Marcus	2004-07
Paul, Zach	2012-15
Paxtan, Paul	1966-67
Payne, Brandon	1999-2002
Peach, Leroy	1946-49
Pearson, Owensby	1958
Peery, Reece	1980
Pegg, Keith	1992-93
Pendleton, Wallace	2006-08
Penland, Cornel	1987
Penman, Keith	1967-70
Perkins, Ira	1973
Perkins, Randy	1972-74
Pesaric, Jacob	1926-27
Pesuit, Walter	1937, 1939
Petersen, Bryce	2018
Peterson, Ahmad	1995-96
Peterson, Harold	1966, 1968
Peterson, Scott	1980-83
Petit, Paul	1975-77
Petracca, Joseph	1950-51
Petrides, Joe	2012-13
Petrovich, Bob	1958
Petrus, Matt	1984-85
Peugeot, Gregg	1996-99
Pfahl, Charles	1916-17, 1919
Pfahl, Wilbert	1917-19
Pfeifle, Earl	1923-24
Pfeister, Kent	1970, 1972
Phelps, Ben	1949
Phillips, Drew	2013-14
Phillips, Eugene	1990-93
Phillips, Guy	1946-49
Phillips, Leland	1990-91
Philpott, Tony	1980-82
Piccirillo, Mike	2001-04
Pichardo, Matt	2004
Pichichero, Frank	1961

Pier, Russ	1955-59
Pierce, Calvin	1970-72
Piry, Carl	1932-34
Pirnik, Vic	1987
Pitkin, Paul	1902
Pittman, Se'Von	2014-16
Pitts, Dick	1972-73
Plant, Leland	1925-27
Plate, Nolan	2010
Platis, George	1950
Pledger, Art	1936-37
Pliskin, Ruebin	1928
Plummer, Thomas	2002
Pohl, Kyle	2012-15
Poindexter, Merce	2005-08
Polansky, Steve	1973
Polena, Jim	1976-77
Polk, David	1999-2000
Polsky, Bert	1900
Pontius, Pat	1935
Pope, Juan	1977-80
Popovich, Steve	1978-80
Porter, Jermaine	1992-94
Post, Tom	1919
Potts, Dylan	2010-11
Poulos, Andrew	1942, 1946-47
Powell, Pat	1994-95
Pratt, Andrew	2012-15
Preer, Carlson	1969-71
Presley, Albert	2012-13
Price, A.J.	2011
Price, Hugh	1899-1900
Pride, Gary	2008-10
Prosuch, Ed	1975, 1977-78
Province, Jared	2009-10
Pruner, Dave	1978
Pughesley, Jerrod	2010-13
Pung, Ray	1998-99
Putney, Bill	1995
Putt, Edward	1931-32
Putt, Wilson	1891-93
Pyers, Paul	1934
Pyles, Rex	1996-99

## Q | Q | Q

Queener, Keith	1991-94
Quigley, Xavier	2016-17

## R | R | R

Rach, Joe	1958-59
Rachel, John	2013-16
Radich, Joe	2002-04
Rafac, Steve	1983-85
Rahach, Mike	1986-89
Rainey, John	1957-58
Rajek, Viktor	2007-08
Ralston, Gary	1989-90
Ramart, Alex	2018
Ranney, Arthur	1912-14
Ransom, Gary	2011-12
Rash, Joe	2008-10
Rea, Dick	1955
Read, Verne	1908-09
Reader, Jamie	1994-97
Redrick, Victor	1999
Reed, Greg	1983-94
Reeder, Yasin	1996
Reese, Brad	1978-81
Reese, Fordyce	1933

Reese, Thomas	1908
Reeves, Jerry	1953-56
Reid, Jermaine	2003-06
Reinke, Brian	2016-18
Reliford, Marcus	1990
Reliford, Rich	1997-2000
Rendon, Joe	1967
Reynolds, Jim	1982-83
Reynolds, Mark	1994, 1996
Rice, Carl	1948
Rice, Dan	1977-79
Rich, Dan	1963-65
Richards, Carl	1970-72
Richardson, Doug	2009-10
Richardson, Joe	1961-63, 1965
Richert, Carl	1925
Richmond, Josh	2009-12
Ricker, Frank	1969-70
Rickert, Ura	1903
Rienke, Richard	1947
Riles, Nate	1994
Rindfuss, Scott	1987-89
Ringer, Jerrell	2002-05
Risch, Walter	1909
Ritley, Tim	1998-2001
Ritossa, Anthony	2011-14
Ritz, Kyle	2015-17
Rizzo, Buster	1951, 1953
Rizzo, Vinnie	2011-12
Robbins, Odell	1990-93
Robertson, Fred	1981-82
Robertson, Pat	1989-91
Robinette, Ryan	2002
Robinson, Charles	1924
Robinson, Darryl	1986
Robinson, Edson	1899-1900
Robinson, Ewing	1925, 1927
Robinson, Fred	1962-64
Robinson, Harold	1988-90
Robinson, John	1957
Robinson, Johnny	2011-14
Robinson, Matt	2000-03
Robinson, Nate	2006-07
Robinson, Robert	1896
Robison, Bill	1994
Rocklin, Darryll	1988-90
Rockwell, Frank	1895-96, 1899-1900
Rockwell, Wade	1903
Rodgers, Matt	2008-10
Rogers, Marty	1978-79
Rogers, Virgil	1915-17
Rogovic, Branko	2008-10
Rohr, Jay	2002-05
Rollence, Jim	1955-56
Roller, Dave	1964-65
Roman, Pat	1955-57
Romantic, Tim	1984-85
Ronsman, Dan	2008-09
Rooney, Chris	1996-97
Root, Jon	2010
Rose, Matt	1992-94
Ross, Don	1913-14
Ross, Scott	1899, 1902
Rossi, Marion	1953-54
Rossi, Nick	2011-14
Roth, Earl	1932
Rothermel, Jerry	1963-66
Rowe, Earl	1942
Royal, Jerome	2008
Rudison, Bill	1987-89
Ruff, Dan	1967-70

Ruhlin, Ben	1997-2000
Rumolo, Joe	1994-96
Russell, Antoine	2010-11
Russell, Lyle	1932
Russell, Montae	2002
Russell, Morgan	1999
Russell, Willard	1926-27
Russo, Mario	1952-55
Ryan, Tyrone	1996-97
Rynolds, Wade	1927

## S | S | S

Sabin, Ray	1938
Saccoccia, Reno	1970
Sample, Austin	2017
Sampson, Justin	2017-18
Sandilands, Richard	2007-09
Sands, Deltron	2017-18
Sassano, Joseph	1946
Scacchi, Rick	1974
Scarpitti, Paul	1949-51
Schaad, Barry	1968-69
Schaaf, Bob	1975
Schachner, Joseph	1921
Schechterly, Brad	1992
Scheiderer, Rick	1995-96
Schember, Phil	1952-54
Schenz, Thomas	1946-47
Schep, Mike	2004-07
Schidemantle, J.J.	1990-92
Schieb, Raymond	1914
Schier, Leroy	1949-50
Schifino, Jake	1998-2001
Schmittgen, Harold	1930
Schmittgen, Willard	1929-31
Schoch, Eric	1971, 1973
Schoch, Joseph	1923-25
Schooler, Eric	1982-83
Schuetz, Fred	1963-65
Schulz, Ryan	1999-2002
Schumaker, Robert	1947
Schutz, Don	1978-81
Schutzbach, Robert	1953
Schwarz, Harry	1940
Scippio, Timothy	2018
Sconiers, Keith	2010-14
Scott, DeAndre	2013-16
Scott, Devon	1994-96
Scott, Ned	1910
Scruggs, Gene	1947-48, 1950
Seals, Darrington	1961-64
Seeman, Connor	2012-13
Sekinger, Jason	2007-08
Seiler, Lou	1965-66
Seislove, Tim	1985
Selby, Arthur	1910
Selby, William	1940
Sellers, James	1934
Sellers, Scotty	1937
Semester, Jim	1956-59
Senter, John	2013-15
Senuta, Daniel	1942, 1946-47
Sewell, Almondo	2007-10
Shadie, George	1951-53
Shaffer, Raymond	1924
Shaffer, Stu	1920
Shackelford, Eric	1985-86
Sharp, Edmond	1899-1900
Shaw, Bryan	2000-03
Shead, Shane	2009-11
Shee, Chris	1987-91

Shelby, Jon	2013-14
Sheldon, Brad	2002-03
Shertzer, Brian	1986-87
Shields, Wayne	1987
Shilling, Bob	1970-71
Shippy, Antonio	2002
Shollenberger, Albert	1929
Shuford, Norman	2009
Shuman, Charles	1968-70
Sidnell, Albert	1911, 1913
Siler, Ray	2007-08
Simkovich, Paul	2008-09, 2011
Simon, Dan	1975-78
Simon, Frank	1983-84
Simon, John	1974-75
Simonetti, Frank	1937-38
Sine, Jeff	1996
Singletary, Bob	1988-89
Sipes, Robert	1933-35
Skolmutch, Paul	2013
Skowronek, Ron	1967-68
Slimon, Anthony	1995, 1997-98
Sloop, Harold	1930-31
Small, Lawrence	1984, 1986
Small, Eric	1995-98
Small, Otis	1949
Small, Ramont	1991-93
Smesko, Al	1956-58
Smith, Archie	1899
Smith, Berrett	1942
Smith, Blake	2008
Smith, Bob	1986-89
Smith, Chris	1998-2001
Smith, Dwight	1997-2000
Smith, Hal	1948
Smith, Jared	2003-04
Smith, Jean	1923-25
Smith, Jesse	2000-01, 03
Smith, Josh	2003
Smith, Josh	2014
Smith, Kwadarrus	2016-18
Smith, L.T.	2011-14
Smith, Mike	1991-94
Smith, Nevara	1997-98, 2000
Smith, Pat	1981-82
Smith, Ron	1996-99
Smith, Scott	1998-2001
Smith, Tom	1980
Smith, Wilson	1913-14
Smithern, Dave	1979
Smulbach, Kermit	1934
Snow, Pat	1978-81
Snyder, Jim	1963-64
Sovacool, James	1950
Sovlansky, Wayne	1970-72
Sours, Harold	1913-15
Sparhawk, Wilson	1932-33
Sparks, Nick	2001-03
Spaulding, Richard	2003-05
Spencer, Willie	1997
Spessard, Carl	1928-30
Spessard, Dwight	1923
Spikes, Tim	1983
Spindler, Donald	1950
Springston, Clifford	1927-28
Spruill, Christopher	2015-16
Stadtmiller, Alvin	1931-32
Stams, Frank	1951-53
Stams, Steve	1983-85
Stanford, Anthony	1994
Stansfield, Percy	1913-16
Stapleton, Jerry	1964-66

Staten, Marvin	2011
Stavec, Ernest	1947
Stayer, Tim	1978-82
Stec, John	2006-09
Stein, Robert	2012-15
Steiner, Adam	2009-12
Stephens, Mario	1983
Stevens, Paul	1923
Stevens, Steve	1920
Stewart, Cowles	2008, 2010
Stewart, Nate	2017-18
Stewart, Vernon	1983-86
Stidham, Jamie	1996-97
Stroemple, Greg	1972
Stokes, Brion	2004-07
Stone, John	1956-59
Straight, Mitch	2009-12
Strauss, Gary	1975
Stricklen, Mike	1985-87
Stocker, Jim	1976
Stroud, Dennis	1975
Struckel, John	1967-68
Stubbs, Tony	1990-91
Stump, Carl	1921, 1923
Sturgeon, William	1935-37
Sturm, Bill	1955-57
Suber, Aaron	1974-75
Suber, Marcus	2001
Succonnino, Antwine	2000
Suel, Marquelo	2011-12
Sullivan, Billy	2002-05
Sullivan, Jack	1939
Sumler, Doug	1990-91
Sutter, Dan	1981-83
Sutton, Doug	2000-01, 03-04
Sutyak, Chris	1989-92
Swanson, Fredrick	1902-03
Swartz, Kevin	1984-85
Sweat, Zach	2016
Sweitzer, Alton	1934-36
Sweitzer, Jeff	1988-91
Swigart, Clarence	1918-19
Swiger, Jason	2003-05
Swing, Tom	1984-85
Swinegart, Clyde	1915-16, 1919
Swinehart, Park	1913
Swires, Howard	1934-35
Switzer, Travis	2011-14
Szabo, Ed	1978-80
Szakos, Bates	2000-03
Szekely, Steve	1952

## T | T | T

Taber, Tom	1942, 1947
Tatton, Clark	1988-91
Tate, Davanzo	2005-07
Tausch, Marty	1959-60
Tawse, Jim	1977-80
Taylor, Charles	1892-94
Taylor, David	1892-94
Taylor, Jason	1993-96
Taylor, Lawrence	1924-25
Taylor, Maurice	2000-01
Taylor, Robert	1948
Taylor, Ron	1983-86
Taylor, Vince	1989
Teifke, Mike	1984-86
Testa, Charles	1952

Tetzl, Mark	2003-04
Thiry, Matt	1993-96
Thomas, Greg	1985-86
Thomas, Harold	1923-24, 1929-30
Thomas, Mike	2008-10
Thomas, John	1902-03
Thomas, John	1993
Thomas, Joseph	1911-12
Thomas, Leonard	1988-89
Thomas, Mac	1971-73
Thomas, Rick	1965-66
Thomas, Russell	1920
Thompson, Jacob	2000
Thomson, Denny	1964
Thomson, Doug	1964-65
Thurman, Greg	1974-76
Tillett, Sam	1948
Tipton, Phil	1970-71
Tomkinson, Leroy	1915-17
Tonga, Phil	2011
Topliff, Robert	1952
Torrence, DeVoe	2009
Toth, Ed	1955-58
Townsend, Gregg	1985-87
Townsend, Jim	1954-56
Trachsel, William	1899-1900
Traul, Donald	1928
Travis, Frank	1969-70
Travis, John	1967-69
Taylor-Bennett, Mykel	2013-14, 16, 18
Triplett, Earl	1923-24, 1926
Trockle, Robert	1946
Trudeau, Joe	1997-98
Tsaloff, Carl	1935-37
Tuley-Tillman, Logan	2016
Turfe, Chuck	2016-17
Turner, Jamel	2012-13
Turner, James	2012-13, 2015-16
Tuzze, Joe	2006-09
Tyler, Gary	1985-88
Tyson, Isaac	1931
Tyson, Ron	1965-66

## U | U | U

Uber, Bob	1966
Uber, John	1978-80
Uhlenhake, Ryan	1998-2001
Ullman, Butch	1971-72
Ulrich, Al	1920
Ulrich, Ron	1958-61
Ulrich, Tony	1963
Unaitis, Mark	1986-87

## V | V | V

Valenchek, Jim	1978-79
VanHorn, Mark	1974-76
Vanica, Pearl	1924
VanNostran, Myron	1924
Vargo, John	1967-69
Vargo, Ron	1953-54
Vaughn, Kevin	1997
Vaughns, Vince	2002-03
Vedrin, Arnold	1969-71
Venckus, Daumantas	2015-16
Verdon, John	1952-54
Vincent, Dave	1967-70
Vincent, Shawn	1988-90
Vital, Jino	2003-04

# ALL-TIME LETTERWINNERS

Vittel, Peter	1911-12
Vogt, Robert	1950-52
Vogt, Walter	1916-17
Voight, Mike	1978-80
Volk, Dale	1973-74
Von Bergen, Rick	2001
Vosper, Stanley	1936

Weaver, Diamond	2009-10
Webb, Chuck	1995-98
Webb, Tenarus	1993-94
Weber, Gordon	1950
Weber, Kyle	2009-10
Webster, Carlos	1891-94
Weeks, Chalmer	1910
Weeks, Charles	1891
Weeks, Conrad	1913-14
Weems, Marcel	1990-93
Wehner, Jim	1961-64
Weirich, Glen	1975
Weisend, Robert	1947
Weishampel, Joe	1970
Weiss, Jim	1957
Welker, Waldo	1917
Welling, Jim	1963-67
Wentz, Edward	1919-20
Werner, Edward	1895-96
Wert, Carl	1918
Wessman, Dan	1996-99
West, Tarik	1995-97
Whalen, Charles	1918-19
Whalen, George	1920-22
White, Brian	2002-05
White, Charles	1942, 1947-48
White, Gene	1954-56
White, James	1977-81
White, Keyondre	2018
White, Matt	1996
White, Richard	1923-24
Whitsel, Byron	1895
Whitt, Carl	1995-98
Whitt, Roy	1988-89
Whitten, James	1938
Wiener, John	1955-56
Wiggins, Jason	1998-2000
Wilborn, Derek	1997-2000
Wilhelm, Tom	1973-74

Wilhoit, Joseph	1910
Wilkerson, Jermel	1992, 1994
Wilkes, Tim	2003-04
Wilkins, David	1987
Wilkins, William	1940-42
Wilkinson, Raymond	1924-25
Williams, Aaron	2008-09
Williams, Andre	2017-18
Williams, Brandon	2006-08
Williams, Brennan	2015-18
Williams, Bryan	2007-08
Williams, Charles	1908
Williams, Curtis	1986-89
Williams, Dalton	2012
Williams, Donte	2013
Williams, Doug	2005-08
Williams, Edward	1964
Williams, Greg	2001-02
Williams, Isaiah	2011-12, 14-15
Williams, Jamar	2010-11
Williams, Jeff	1988-90
Williams, Jermaine	1998-2000
Williams, John	1954-56
Williams, Joseph	1942
Williams, Kenny	1991-93
Williams, Kris	2001-02
Williams, Mike	1977-79
Williams, Newman	2015-18
Williams, Roger	1955
Williams, Terry	1930, 1933
Williams, Tyler	2011-14
Williams, Orlando	1999
Wills, Andy	2002, 04-06
Wilyard, Eldrid	1922-23
Wilson, Andrew	1999-2001
Wilson, Andy	1994, 1996
Wilson, Darwin	1992-94
Wilson, Glen	1950-52
Wilson, Leon	1937

Wilson, Miles	1929
Wilson, Oren	2011
Wilson, Wade	1895
Windley, Redell	1977-78
Winslow, Brian	1971-73
Winters, Dale	1950-52
Winters, Paul	1977-79
Wise, Crile	1918, 1921
Wise, Jon	1960-61
Wise, William	1892-94
Witkowski, Tim	1991
Witwer, Frank	1928-30
Wixcey, Ray	1951
Wolf, Austin	2014-17
Wolf, Bob	1973-77
Wolfe, Shannon	1987-90
Wolfley, Maverick	2018
Wolford, Bill	1961-63
Woodruff, Derrick	1996
Woods, Corey	2007-10
Woodson, Thomas	2014-17
Wooldridge, Malik	2018
Woozley, Harry	1918
Wright, Rick	1956
Wrigley, Dave	1981-82
Wurts, Bernie	1984-86

<b>Z   Z   Z</b>	
Zaher, Joseph	1946
Zazula, Frank	1937-39
Zemla, Joseph	1935-37
Zetts, Tim	2009
Zgonc, Chad	1994-97
Zimmerman, Guy	1909-12
Zuercher, Matt	1998-2001
Zwisler, Don	1965-68
Zwisler, Joe	1968-70

## Y | Y | Y

Yackee, Burt	1912-15
Yauger, Robert	1961-64
Yeow, Cam	2003-04
Yerrick, Harvey	1893
Yost, Gary	1971-74
Young, Anthony	2015-17
Young, Mike	1998-2001
Young, Reggie	1994-96






ANDY ALLEMAN



JATAVIS BROWN



REGGIE CORNER



CHARLIE FRYE



ZIPS IN THE NFL DRAFT

Year	Rd	Pick	Overall Pick	Player.....Pos.	Team
1941	22	6	203	Mike Fernella..... T	Philadelphia
1967	13	23	338	Al Kerkian.....DE	Dallas
		16	411	Don Williams.....WR	Cleveland
1968	12	7	307	Paul Paxton..... T	Miami
1969	11	25	285	Ken Delaney..... T	Baltimore
1987	7	10	178	Chris Kelley..... TE	Pittsburgh
1989	10	23	274	John Buddenberg.... T	Cleveland
1993	8	29	224	Daron Alcorn.....K	Tampa Bay
1997	3	13	73	Jason Taylor.....DE	Miami
2001	3	22	84	Dwight Smith..... FS	Tampa Bay
2002	5	16	151	Jake Schifino.....WR	Tennessee
2005	3	3	67	Charlie Frye..... QB	Cleveland
2006	4	33	130	Domenik Hixon ....WR	Denver
2007	3	26	88	Andy Alleman.....G	New Orleans
2008	4	15	114	Reggie Corner.....CB	Buffalo
2016	5	35	175	Jatavis Brown..... LB	San Diego
2019	6	34	207	Ulysees Gilbert III.. LB	Pittsburgh



ULYSEES GILBERT III



DOMENIK HIXON



JAKE SCHIFINO



DWIGHT SMITH



KYRON BROWN



JAMAL DAVIS II



JUSTIN MARCH-LILLARD



JOJO NATSON

**ALL-TIME ZIPS IN THE NFL**

[as of July 1, 2019]

Name	Pos.	Team	Years
Andy Alleman	OL	New Orleans Saints	2007
		Miami Dolphins	2008
		Kansas City Chiefs	2009
Brandon Anderson	DB	Tampa Bay Buccaneers	2009-10
Bruce Bierce	E	Akron Pros#	1920-22, 1925
		Cleveland Indians	1923
		Cleveland Bulldogs	1924
James Black	RB	Cleveland Browns	1984
Chase Blackburn	LB	New York Giants	2005-12
		Carolina Panthers	2013-14
Matt Brake	TE	St. Louis Rams	2004-05
<b>Jatavis Brown</b>	<b>LB</b>	<b>Los Angeles [San Diego] Chargers</b>	<b>2016-present</b>
<b>Kyron Brown</b>	<b>DB</b>	<b>New York Jets</b>	<b>2019-present</b>
John Buddenberg	OL	Cleveland Browns	1987
Nordly Capi	DE	Jacksonville Jaguars	2015
	DE	Atlanta Falcons	2016
	LB	Arizona Cardinals	2017
	DE	Buffalo Bills	2018
Jalil Carter	DB	Minnesota Vikings	2014-15
Matt Cherry	WR	Jacksonville Jaguars	2004
		Cincinnati Bengals	2005
		Carolina Panthers	2006
Jawon Chisholm	RB	Pittsburgh Steelers	2015
Mike Clark*	RB	Pittsburgh Steelers	1987
Rodney Coe	DT	Dallas Cowboys	2016
		Tampa Bay Buccaneers	2016
		Jacksonville Jaguars	2016
		Seattle Seahawks	2017
Reggie Corner	DB	Buffalo Bills	2008-11
Carl Daum	E	Akron Pros#	1922-26
<b>Jamal Davis II</b>	<b>DE</b>	<b>Houston Texans</b>	<b>2019-present</b>
Konrad Dean	OL	Seattle Seahawks	2002-03
		Jacksonville Jaguars	2004
Zach D'Orazio	WR	New England Patriots	2015
Charlie Frye	QB	Cleveland Browns	2005-07
		Seattle Seahawks	2007-08
		Oakland Raiders	2009-10



<b>Ulysees Gilbert III</b>	<b>LB</b>	<b>Pittsburgh Steelers</b>	<b>2019-present</b>
Victor Green	DB	New York Jets	1993-2001
		New England Patriots	2002
		New Orleans Saints	2003
J.D. Griggs	DL	Jacksonville Jaguars	2012
Jeff Grzeskowiak	OL	Chicago Bears	2002
Arthur Haley	B	Canton Bulldogs	1920
		Akron Pros#	1923
Mike Hayes	P	Pittsburgh Steelers	2003
Domenik Hixon	WR	Denver Broncos	2006-07
		New York Giants	2008-12
		Carolina Panthers	2013
Larry Hope	DB	Miami Dolphins	2017
Mike Johnson	QB	Arizona Cardinals	1990
Bryce Jones	DB	Houston Texans	2017-18
Chris Kelley*	TE	Cleveland Browns	1987
Jerome Lane	WR	New York Giants	2017
Shawn Lemon	LB	Pittsburgh Steelers	2015
Robert Lyons	DB	Cleveland Browns	1989
Louis Mackey	LB	Dallas Cowboys	2001-02
<b>Justin March-Lillard</b>	<b>LB</b>	<b>Kansas City Chiefs</b>	<b>2015-17</b>
		<b>Dallas Cowboys</b>	<b>2017-present</b>
Jamal Marcus	DL	Cleveland Browns	2017
Ryan Myers	LB	New York Jets	2004-06
<b>JoJo Natson</b>	<b>WR</b>	<b>Indianapolis Colts</b>	<b>2017</b>
		<b>New York Jets</b>	<b>2017</b>
		<b>Los Angeles Rams</b>	<b>2018-present</b>



CHASE BLACKBURN



CHARLIE FRYE



JARROD PUGHSLEY



JASON TAYLOR

Ron Pasquale*..... OL	St. Louis Cardinals	1987
Jarrod Pughsley..... G	Kansas City Chiefs	2014-16
	Baltimore Ravens	2017
Jamie Reader.....FB	Miami Dolphins	1998
	Philadelphia Eagles	2001
Jake Schifino .....WR	Tennessee Titans	2002-04
	New England Patriots	2004-05
	Houston Texans	2006
Dwight Smith ..... DB	Tampa Bay Buccaneers	2001-04
	New Orleans Saints	2005
	Minnesota Vikings	2006-07
	Detroit Lions	2008
Jason Taylor ..... DE	Miami Dolphins	1997-07, 2009, 2011
	Washington Redskins	2008
	New York Jets	2010
Mike Teifke* ..... OL	Cleveland Browns	1997
Shawn Vincent..... DB	Pittsburgh Steelers	1991
Raph Waldsmith.... OL	Cleveland Indians	1921
	Canton Bulldogs	1922
Don Williams .....WR	Cleveland Browns	1967
Isaiah Williams ..... OL	Washington Redskins	2016-17
Austin Wolf .....WR	Arizona Cardinals	2018



\* -Active roster for strike replacement games only



NORDLY CAPI



RODNEY COE



JAMAL MARCUS



ISAIAH WILLIAMS



## ZIPS IN THE SUPER BOWL

Name	Pos.	Team	Years	Champs
Chase Blackburn	LB	New York Giants	XLII 2/3/08	*
		New York Giants	XLVI 2/5/12	*
Domenik Hixon	WR	New York Giants	XLII 2/3/08	*
		New York Giants	XLVI 2/5/12	*
JoJo Natson	WR/PR	Los Angeles Rams	LIII 2/3/19	
Dwight Smith	DB	Tampa Bay Buccaneers	XXXVII 1/26/03	*

## ZIPS IN THE PRO BOWL

Name	Pos.	Team	Years
Jason Taylor	DE	Miami Dolphins	2000, 2002, 2004, 2005, 2006, 2007

## ZIPS IN THE NFL HALL OF FAME

Name	Pos.	Team	Year
Jason Taylor	DE	Miami Dolphins	2017 Class

## ZIPS ON THE NFL ALL-ROOKIE TEAM

Name	Pos.	Team	Year
Jatavis Brown	LB	Los Angeles Charger	2016

## ZIPS' NFL FACTS

- Domenik Hixon won two Super Bowl titles with the New York Giants (XLII, XLVI).
- Jason Taylor is the most decorated Zip to play in the NFL, winning two AFC Defensive Player of the Year and one AP Defensive Player of the Year awards. He became the first Zip to be inducted into the Pro Football Hall of Fame in Canton in August 2017.
- Chase Blackburn's fourth-quarter interception of New England Patriots' Tom Brady in Super Bowl XLVI kept the game 17-15. The Giants went on to win the game, 21-17, giving Blackburn his second Super Bowl ring.
- Dwight Smith became the first player in NFL history to return two interceptions for touchdowns in Super Bowl history, doing so in Tampa Bay's 48-21 win over Oakland in Super Bowl XXXVII.



CHASE BLACKBURN



DOMENIK HIXON



JOJO NATSON



DWIGHT SMITH

# PRO FOOTBALL HALL OF FAME

#99



## JASON TAYLOR

Defensive End

MIAMI DOLPHINS  
Class of 2017



HONORS &amp; AWARDS


Former University of Akron defensive end **Jason Taylor** (1993-96) was one of seven inductees named to the 2017 Pro Football Hall of Fame Class. He became the first Zip player to enter the Pro Football Hall of Fame.

Taylor joined kicker Morten Andersen, running back Terrell Davis, safety Kenny Easley, running back LaDainian Tomlinson, quarterback Kurt Warner, and Cowboys' owner Jerry Jones as inductees.

Taylor was one of the NFL's top pass-rushers for 15 seasons. Drafted in the third round by the Miami Dolphins in 1997, he played 13 seasons with Miami, and one season each with the Washington Redskins, and the New York Jets. A six-time Pro Bowl selection and four time 1st or 2nd team All-Pro, Taylor was named the NFL Defensive Player of the Year in 2006, and also named the Walter Peyton Man of the Year in 2007.

Taylor holds the sixth all-time career sacks record with 139.5 sacks, is the all-time leader in fumble return touchdowns with six, while his 246 fumble return yards are the second highest total in NFL history. With nine career defensive touchdowns scored, he is also the all-time leader in that category for defensive linemen.

As a Zip, Taylor earned first-team All-MAC honors as a senior in 1996. He was named the team's defensive MVP as a junior. In 1996, he was awarded the team's Harry "Doc" Smith Award and the Akron Touchdown Club trophy as the outstanding lineman. Taylor is Akron's all-time career leader in sacks (21) and stands second on the Zips' charts for career tackles for loss (41.0) and sacks in a season (10). Taylor was inducted into Akron's Ring of Honor in 2004.





**ZIPS IN THE CFL DRAFT**

Year	Rd	Pick	Overall		
			Pick	Player..... Pos.	Team
2005	1	2	2	Cam Yeow ..... LB	Ottawa
2006	2	1	9	Jermaine Reid ..... DT	Hamilton
2007	1	6	6	Jabari Arthur ..... WR	Calgary
		2	2	Jason Nedd ..... S	Edmonton
2012	5	6	36	Hasan Hazime..... DE	Edmonton

**ALL-TIME ZIPS IN THE CANADIAN FOOTBALL LEAGUE (CFL)**  
[as of July 1, 2019]

Name	Pos.	Team	Years
Jabari Arthur	WR	Calgary Stampeders	2008, 2010-15
		Winnipeg Blue Bombers	2009
Jalil Carter	DB	Toronto Argonauts	2012-14
J.D. Griggs	DL	Winnipeg Blue Bombers	2013
Hasan Hazime	DL	Saskatchewan Roughriders	2013-16
		Hamilton Tiger-Cats	2013-15
Larry Hope, Jr.	CB	Montreal Allouettes	2018
Mike Johnson	QB	British Columbia Lions	1992-93
		Shreveport Pirates	1994-95
Dwayne LeFall	DL	Saskatchewan Roughriders	2005
<b>Shawn Lemon</b>	<b>DL</b>	<b>Toronto Argonauts</b>	<b>2019-Present</b>
		British Columbia Lions	2018
		Toronto Argonauts	2016-18
		Ottawa Redblacks	2015
		Calgary Stampeders	2013-14
		Edmonton Eskimos	2012
		Saskatchewan Roughriders	2011
Louis Mackey	LB	Montreal Allouettes	2006
Rickey McKenzie	DB	Montreal Allouettes	2004-05
Jason Nedd	DB	Hamilton Tiger-Cats	2007; 2008
		Edmonton Eskimos	2007
Jermaine Reid	DL	British Columbia Lions	2013
		Edmonton Eskimos	2011-12
		Hamilton Tiger-Cats	2007-10
<b>Almondo Sewell</b>	<b>DT</b>	<b>Edmonton Eskimos</b>	<b>2011-Present</b>
Davanzo Tate	DB	Calgary Stampeders	2009
James Washington	QB	Hamilton Tiger-Cats	2001-02
Cam Yeow	LB	Calgary Stampeders	2006
		Ottawa Renegades	2005



**ALL-TIME ZIPS IN THE ARENA FOOTBALL LEAGUE (AFL)**

Name	Pos.	Team	Years
Daron Alcorn	K	Portland Thunder	1997-99
		Oklahoma Defenders	2000
		San Jose SaberCats	2001-03
		Las Vegas Gladiators	2004
Brandon Anderson	DB	Arizona Rattlers	2012
		Cleveland Gladiators	2013
Adam Bice	OL	Cleveland Gladiators	2017
Jalil Carter	DB	Cleveland Gladiators	2012
John Clark	FB/LB	Cincinnati Commandos	1993
		Chicago Bruisers	1994
		Las Vegas Sting	1994
		Orlando Predators	1996-97
		Los Angeles Avengers	2000
<b>A.J. Coney</b>	<b>WR</b>	<b>Albany Empire</b>	<b>2019-Present</b>
Konrad Dean	OL	Philadelphia Soul	2005
		Las Vegas Gladiators	2007
		New Orleans Voodoo	2008
Eric Drakes	OL/DL	Orlando Predators	1992-99
		Los Angeles Avengers	2000
Gabriel Gonzalez	DL	Grand Rapids Rampage	2008
Ozzie Jackson	WR/DB	Albany Firebirds	1992-94
		St. Louis Stampede	1995
Michael Johnson	QB	Orlando Predators	1994
Andre Jones	DB	Milwaukee Mustangs	2011
		San Jose SaberCats	2012
		San Antonio Talons	2013
		Los Angeles Kiss	2014
Kiki Gonzalez	DL	Grand Rapids Rampage	2008
Dwayne Lefall	OL/DL	Arizona Rattlers	2011
		Milwaukee Mustangs	2011-12
Shawn Lemon	DL	San Jose SaberCats	2012
		Orlando Predators	2012
Brian Moran	WR/DB	Pittsburgh Gladiators	1988
John Motton	LB	Iowa Barnstormers	1997-2000
		Buffalo Destroyers	2001-02
		Columbus Destroyers	2004
Vinnie Rizzo	OL	Cleveland Gladiators	2014
Almondo Sewell	DL	Cleveland Gladiators	2012
John Shannon	OL/DL	Orlando Predators	1993
Wayne Wade	DS	Milwaukee Mustangs	1995-2000
Mike Ward	OL/DL	Cleveland Gladiators	2012
Bryan Williams	DB	Pittsburgh Power	2011-12

**ALL-TIME ZIPS IN OTHER PRO LEAGUES**

Name	Pos.	Team (League)	Years
Park Crisp	OL	Akron Pros (Ohio League)#	1919
Oliver Driesbach	OL	Akron Pros (Ohio League)#	1919
Edward Kregenow	E	Cleveland Panthers (AFL)	1926
Raph Waldsmith	OL	Akron Pros (Ohio League)#	1919

#The Akron Pros competed in the Ohio League from 1908-1919 before moving to the NFL from 1920-26.

**RECORDS**



# TEAM SINGLE-SEASON RECORDS | OFFENSE

RECORDS

## TOTAL OFFENSE

Plays	98	at Virginia	9-21-02
	97	vs. Morgan State	9-15-12
	97	vs. Indiana State	9-29-79
Yards Gained	753	vs. Morgan State	9-15-12
	692	vs. Howard	9-20-03
	653	vs. Youngstown State	11-8-69

## RUSHING

Attempts	79	vs. Indiana (Pa.)	11-13-71
Yards Gained	503	vs. Northern Arizona	9-28-91
Fewest Yards Gained	-74	at Ohio	9-29-51
Touchdowns	7	at Wooster	10-29-55

## PASSING

Attempts	63	vs. Bowling Green	11-4-14
	59	vs. Morgan State	9-15-12
	59	vs. Memphis	12-26-05
	56	at Northern Illinois	10-12-13
	54	at Florida International	9-8-12
	54	vs. Central Florida	8-30-12
Passes Completed	44	vs. Morgan State	9-15-12
	36	vs. Kent State	8-28-03
	34	vs. Massachusetts	11-10-12
	34	vs. Memphis	12-26-05
	33	vs. Eastern Michigan	11-4-14
	33	at Central Michigan	10-27-12
Passes Intercepted	7	vs. Middle Tennessee	11-16-85
	7	at Wittenberg	11-14-59
	7	at Wittenberg	9-21-57
Yards Gained	565	vs. Morgan State	9-15-12
	455	vs. Memphis	12-26-05
	446	vs. Miami (Ohio)	9-29-12
	436	vs. Miami (Ohio)	11-20-04
	425	vs. VMI	9-3-16
	417	at Central Michigan	11-8-03
	413	vs. Northern Illinois	12-1-05
	407	vs. Kent State	8-28-03
	406	vs. Northern Illinois	9-24-05
Fewest Yards Gained	14	at Baldwin-Wallace	10-31-59
Touchdown Passes	6	vs. VMI	9-3-16
	6	vs. Morgan State	9-15-12
	5	vs. Howard	8-28-14
	5	at Florida International	9-8-12
	5	vs. Northern Illinois	9-24-05
	5	vs. Oberlin	11-5-55

## PUNTING/PUNT RETURNS

Punts	16	vs. Youngstown State	11-2-40
Yards on Punts	613	at Virginia Tech (13 punts)	11-2-89
Highest Avg. per Punt			
Min. 5 punts	51.8	at Cincinnati (5 for 259)	11-21-92
Min. 10 punts	47.8	at Virginia Tech (13 for 613)	9-2-89
Punt Returns	9	vs. New Mexico State	11-5-88
	9	vs. Butler	9-18-71
Yds on Punt Returns	133	vs. Northern Arizona	11-4-89
Highest Avg. Gain per Return			
Min. 4 returns	33.2	vs. Northern Arizona (4 for 133)	11-4-89

## SCORING

Points	66	vs. Morgan State	9-15-12
	65	at Marshall	9-17-16
	65	vs. Howard	9-20-03
	65	vs. Eastern Michigan (3 OT)	11-24-01
	60	vs. Youngstown State	11-8-69
Points in a loss	49	vs. Miami (Ohio)	9-29-12
	39	at Youngstown State (40-39)	11-22-86
Points in One Quarter	36	at Denison (2nd)	11-8-58
	35	vs. Howard (1st)	9-20-03
	34	at Marshall (2nd)	9-17-16
	28	vs. Cal Poly (2nd)	10-11-03
	28	at Indiana (Pa.) (2nd)	11-14-70
	26	at Eastern Michigan (2nd)	10-10-15
	24	vs. Morgan State (3rd)	9-15-12
	24	at Central Michigan (2nd)	11-8-03
	24	vs. Baldwin-Wallace (1st)	11-9-68
Points in One Half	48	vs. Howard (1st)	9-20-03
	45	vs. Morgan State (2nd)	9-15-12
	42	vs. Youngstown State (1st)	11-5-83
	42	at Indiana (Pa.) (1st)	11-14-70
TD Scored	9	vs. Youngstown State	11-8-69
	9	at Otterbein	10-8-55
	8	at Marshall	9-17-16
	8	vs. Morgan State	9-15-12
Players to Score (Game)	11	at Otterbein (58-0)	10-8-55
Extra Points (Kick)	9	vs. Morgan State	9-15-12
	8	at Marshall	9-17-16
	8	vs. Howard	9-20-03
	8	vs. Eastern Michigan	11-24-01
FG Attempted	6	at Connecticut	10-25-03
	6	vs. Temple	11-7-92
	6	vs. Northern Michigan	10-12-74
FG Made	5	vs. Temple	11-7-92
	5	at Bowling Green	9-28-85
	5	at Eastern Illinois	11-17-79
Largest Victory Margin	62	vs. Western Reserve Acad. (66-4)	1893
	60	vs. Morgan State (66-6)	9-15-12
	58	vs. Howard (65-7)	9-20-03
	58	at Otterbein (58-0)	10-8-55
	58	vs. Hiram (58-0)	1928

## FIRST DOWNS

First Downs	43	vs. Morgan State	9-15-12
	37	vs. Howard	9-20-03
	35	vs. Liberty	10-12-02
	34	vs. Northern Arizona	9-28-91
Fewest First Downs	3	at Ohio State	9-8-07
	3	vs. Wittenberg	11-10-62
First Downs by Rush	31	vs. Indiana (Pa.)	11-13-71
First Downs by Pass	29	vs. Morgan State	9-15-12

## FUMBLES

Fumbles	13	vs. Baldwin-Wallace	11-15-58
Fumbles Lost	6	at Indiana State	10-2-76

## PENALTIES

Penalties	17	vs. Morehead State	9-18-76
Most Yards Penalized	175	vs. Morehead State	9-18-76

**TEAM SEASON RECORDS**

**TOTAL DEFENSE**

Fewest Yds Allowed/Gm	169.2 (1,523 yds in 9 games)	1958
Lowest Avg Allowed/Play	3.1 (1,523 yds in 484 plays)	1958

**RUSHING**

Fewest Yds Allowed/Gm	81.5 (897 yds in 11 games)	1968
Lowest Avg Allowed/Rush	1.8 (897 yds in 502 att)	1968

**PASSING**

Fewest Yds Allowed/Gm	35.8 (322 yds in 9 games)	1958
Fewest TDs Allowed	0	1958
Interceptions	26	1977

**SCORING**

Fewest Points Allowed per Game (before 1930)	7.1 (71 pts in 10 games)	1929
(since 1930)	5.76 (50 pts in 9 games)	1933
Most Points Allowed	462	2011
	435	1997
Most Pts Allowed/Gm	39.5 (435 pts in 11 games)	1997
	38.5 (462 pts in 12 games)	2011
	35.1 (421 pts in 12 games)	2010
	35.7 (428 pts in 12 games)	2012
	33.5 (403 pts in 12 games)	2016
	31.6 (379 pts in 12 games)	2002

**TOTAL DEFENSE**

Fewest Yards Allowed	-5	at Otterbein (-18 rushing, 13 passing)	10-8-55
Most Plays Allowed	<b>94</b>	<b>at Northwestern</b>	<b>9-15-18</b>
	94	vs. James Madison	9-7-13
	92	vs. Miami (Ohio)	9-30-00
	92	vs. Bowling Green	9-20-97
	92	vs. Western Kentucky	11-15-69
	92	vs. Central Michigan	9-14-02
Most Yards Allowed	705	at Tennessee	9-22-12
	644	at Nebraska	8-30-97
	633	vs. Miami (Ohio)	9-29-12
Fewest First Downs	3	at Heidelberg	10-14-61
	3	vs. Baldwin-Wallace	11-15-58
	3	vs. Morgan State	9-12-09

**RUSHING DEFENSE**

Fewest Rushes Against	12	at Rhode Island (53 yards)	11-30-85
Fewest Rushing Yards	-50	vs. Western Kentucky	9-15-84
Most Rushes Against	74	at Indiana State	11-6-71
Most Rushing Yards	489	vs. Kent State	11-6-54

**PASSING DEFENSE**

Fewest Attempts	0	vs. Ohio	10-25-97
Fewest Completions	0	multiple times (last vs. Ohio, 10-25-97)	
Fewest Yards	-7	vs. Mount Union	11-9-57
Most Attempts	70	at Rhode Island	11-30-85
Most Completions	43	at Rhode Island	11-30-85
Most Yards	516	vs. Miami (Ohio)	9-29-12
Most Touchdowns	7	at Western Michigan	11-25-11
Most Passes Intercepted	7	vs. Bradley	10-28-67
	7	vs. Kent State	11-9-40
	7	vs. Baldwin-Wallace	10-23-37
Most Yds on Int Ret	99	at Kent State	10-10-98
TDs on Int Returns	2	vs. Northern Arizona	11-4-89
	2	at Tennessee Tech	11-1-86
	2	at Cincinnati	9-17-11

**TURNOVERS**

Most Opponents' TOs:	8	vs. Temple (2 fum and 6 Ints)	11-7-92
	8	at Indiana State (6 fum and 2 ints)	10-2-76
Most Fumbles Caused	10	vs. Wittenberg	9-27-52
Most Fumbles Rec.	6	at Tennessee Tech	10-29-83
	6	at Indiana State	10-2-76

**SACKS**

Most Sacks	9	vs. Miami (Ohio)	10-11-14
	9	at UCF	10-16-04



**Jamal Davis II**

# TEAM SEASON RECORDS | OFFENSE

RECORDS

## TOTAL OFFENSE

Plays	963	2005
	948	2012
	947	1976
Yards	5,643	2003
	5,126	2012
	4,996	2005
Yards Gained per Game	470.2 (5,643 yds in 12 games)	2003
	427.2 (5,126 yds in 12 games)	2012
	418.3 (4,183 yds in 10 games)	1969
Average Gain per Play	6.1 (5,643 yds on 923 plays)	2003
	6.0 (4,649 yds on 776 plays)	2016
	5.9 (4,589 yds on 778 plays)	2000

## RUSHING

Attempts	762	1976
Yards	3,193	1976
Yards per Game	283.6 (3,120 yds in 11 games)	1986

## PASSING

Attempts	583	2012
	541	2005
	528	2014
	449	2003
Completions	364	2012
	287	2003
	284	2014
	284	2005
Yards	3,753	2012
	3,736	2003
	3,601	2005
	3,063	2016
	2,995	2014
	2,962	2002
Yards per Game	312.8 (3,758 yds in 12 games)	2012
	311.3 (3,736 yds in 12 games)	2003
	277.0 (3,601 yds in 13 games)	2005
Gain per Completion	17.3 (106 rec. for 1,835 yds)	1969
Attempts per Game	48.6 (583 att in 12 games)	2012
	44.0 (528 att in 12 games)	2014
	41.6 (541 att in 13 games)	2005
	37.4 (449 att in 12 games)	2003
Completions per Game	30.3 (364 comp in 12 games)	2012
	23.9 (287 comp in 12 games)	2003
	23.7 (284 comp in 12 games)	2014
	22.1 (265 comp in 12 games)	2002
	21.8 (284 comp in 13 games)	2005
	20.3 (223 comp in 11 games)	2004
Highest Pct Completed (Min. 150 atts.)	65.6 (265 of 404)	2002
	63.9 (287 of 449)	2003
	63.3 (223 of 352)	2004
Touchdown Passes	30	2012
	25	2016
	24	2005
	22	2003
TD Passes per Game	2.50 (30 in 12 games)	2012
	2.08 (25 in 12 games)	2016
	1.85 (24 in 13 games)	2005
	1.83 (22 in 12 games)	2003
	1.80 (18 in 10 games)	1969

## FIRST DOWNS

Total	295	2003
	287	2012
	278	2002
Per Game	24.6 (295 in 12 games)	2003
	23.9 (287 in 12 games)	2012
	23.2 (278 in 12 games)	2002
By Rush	148	1986
By Pass	180	2012
	170	2003
	154	2005

## SCORING

Points	435	2003
	333	2000
Points Scored per Game	39.4 (276 in 7 games)	1893
	36.3 (435 in 12 games)	2003
	31.6 (316 in 10 games)	1969
Pts in Consecutive Games	118	1893
	52-4 vs. Massillon A.C.	
	66-4 vs. Western Reserve Academy	2001
	106	
	41-14 at Buffalo	
	65-62 vs. Eastern Michigan	
	105	1968
	46-0 vs. Illinois State	
	59-19 vs. Baldwin-Wallace	
Touchdowns	55	2003
	45	1968
	44	2002
Extra Points (Kick)	54	2003
	40	2002
Field Goals	19	1985

## PUNTING

<b>Number</b>	<b>88</b>	<b>2017</b>
	84	2011
Highest Average	44.9 (42 punts)	1948



**Cody Grice**

**CONSECUTIVE RECORDS**

Victories	11	1969-70 and 1929-30
	9	1970-71
	8*	2015
	8	1961-62
	6	1976, 1957, 1958, 1953, 1937
Losses	11	1950-51
	11	2010, 2012
Games w/out Being Shutout	66	1998 to 9-18-2004
	66	9-10-2011 to 10-15-2016
	49	1967-72
Wins by Shutout	7	1929

\* FBS

**INDIVIDUAL RECORDS**

Games Played	51	Kyron Brown	2015-18
	51	Ulysees Gilbert III	2015-18
	51	Kyle Ritz	2015-18
	51	Michael Buddenberg	2014-17
	51	Alex Allen	2005, 07-10
	49	Kyle Foster	2015-18
	49	Imani Davis	2012-15
	49	Cody Grice	2012-15
	49	Zach Paul	2012-15
	49	Robert Stein	2012-15
	48	Brian Bell	2015-18
	48	Van Edwards, Jr.	2015-18
	48	Adam Steiner	2009-12
	48	Jake Anderson	2008-11
	48	Almondo Sewell	2007-10
	48	Jall Carter	2007-10
	48	Mike Ward	2007-10
	48	Corey Woods	2007-10
	48	Reggie Corner	2004-07
	48	Kris Kasperek	2004-07
	48	Brion Stokes	2004-07
	48	Jason Giachetti	2003-06
	48	Kiki Gonzalez	2003-06
	48	Domenik Hixon	2002-05
Games Started	49	Cody Grice	2012-15
	48	Reggie Corner	2004-08
	46	Aaron Conley	2001-04
	44	Domenik Hixon	2002-05
	44	Charlie Frye	2001-04
	44	Pierce Joiner	1986-89
	44	Mike O'Connor	1988-91
	44	Kevin Kuntz	1995-98
Consecutive Games Started	49	Cody Grice	2012-15

**AKRON MILESTONES**

First Game	Western Reserve Academy, 1891
First Win	Western Reserve Academy, 22-6, 1891
First Loss	Kenyon, 42-0, 1891
First Tie	Case Tech, 0-0, 1900
First Overtime Game	Northern Michigan, 29-26, 12-4-76
First Bowl Game	Grantland Rice vs. Louisiana Tech, 12-14-68
First Bowl Win	Knute Rockne vs. Northern Mich., 29-26 (OT), 12-4-76
First D-I Bowl Game	Motor City vs. Memphis, 12-26-05
First D-I Bowl Game Win	Famous Idaho Potato Bowl, 12-22-15

**MILESTONE WINS, ALL OPPONENTS**

1st:	vs. Western Reserve Academy (22-6), 1891
25th:	vs. Findlay (6-0), 1909
50th:	vs. Baldwin-Wallace (53-0), 1916
100th:	vs. Kent State (8-6), 1928
150th:	vs. Western Michigan (6-0), 1938
200th:	at Mount Union (41-6), 11-10-56
250th:	vs. Wittenberg (14-0), 10-8-66
300th:	at Ball State (26-21), 9-28-74
350th:	vs. Austin Peay (42-7), 11-20-82
400th:	vs. Arkansas State (28-23), 10-29-91
450th:	vs. Howard (65-7), 9-20-03
475th:	vs. Western Michigan (39-38), 10-6-07
500th:	at Louisiana (35-14), 9-26-15

**MILESTONE WINS, COLLEGIATE**

1st:	vs. Denison (4-0), 1892
25th:	vs. Marietta (22-11), 1910
50th:	vs. Hiram (27-0), 1919
100th:	vs. Case Tech (14-0), 1929
150th:	vs. Kent State (23-7), 11-9-40
200th:	vs. Heidelberg (11-0), 10-11-58
250th:	at Bradley (27-13), 10-12-68
300th:	vs. Morehead State (26-6), 9-18-76
350th:	vs. Morehead State (27-3), 10-14-84
375th:	vs. New Mexico State (52-7), 11-5-88
400th:	at Temple (31-7), 10-23-93
425th:	at Bowling Green (27-21), 10-7-00
450th:	vs. Northern Illinois (48-42, OT), 9-24-05
475th:	vs. Morgan State (66-6), 9-15-12
500th:	at Bowling Green (34-23), 9-30-17

**MILESTONE WINS, FBS (since 1987)**

1st:	vs. Eastern Michigan (17-16), 9-19-87
25th:	vs. Toledo (23-20), 9-12-92
50th:	vs. Temple (25-15), 9-18-99
100th:	at Army (22-3), 9-20-08
125th:	vs. Buffalo (42-21), 11-21-15

**BEST RECORDS BY WIN PERCENTAGE**

1969	.900 (9-1-0)
1929	.900 (9-1-0)
1930	.875 (7-1-0)
1957	.833 (7-1-1)
1976	.800 (8-2-0)
1971	.800 (8-2-0)
1962	.778 (7-2-0)
1937	.778 (7-2-0)
1910	.778 (7-2-0)
1968	.750 (7-2-1)
1985	.727 (8-3-0)
1983	.727 (8-3-0)

# RUSHING RECORDS

## YARDS GAINED

Quarter	135 by James Black (2nd)	vs. Youngstown State, 11-5-83
Half	190 by James Black (1st)	vs. Youngstown State, 11-5-83
Game	295 by James Black	at Austin Peay, 11-19-83
Season	1,786 by Mike Clark	1986
Career	4,257 by Mike Clark	1984-86

## YARDS PER GAME

Season	162.4 by Mike Clark (1,786 yds in 11 games)	1986
Career	133.0 by Mike Clark (4,257 yds in 32 games)	1984-86

## YARDS BY CLASS

Freshman		
Game	188 by Jawon Chisholm	vs. VMI, 9-24-11
Season	961 by Jawon Chisholm	2011
Sophomore		
Game	243 by Ron Tyson	at Northern Illinois, 1966
Season	1,172 by Mike Clark	1984
Junior		
Game	240 by Bobby Hendry	vs. Liberty, 10-12-02
Season	1,299 by Mike Clark	1985
Senior		
Game	295 by James Black	at Austin Peay, 11-19-83
Season	1,786 by Mike Clark	1986

## RUSHING ATTEMPTS

Quarter	15 by James Black (4th)	at Austin Peay, 11-19-83
Half	29 by James Black (2nd)	at Austin Peay, 11-19-83
Game	52 by James Black	at Austin Peay, 11-19-83
	48 by Paul Winters	at Eastern Illinois, 11-17-79
	48 by Mike Clark	at Western Kentucky, 10-5-85
Season	351 by James Black	1983
Career	804 by Mike Clark	1984-86

## RUSHES PER GAME

Season	31.9 by James Black (351 att in 11 games)	1983
Career	25.1 by Mike Clark (804 att in 32 games)	1984-86

## RUSHING TOUCHDOWNS

Game	5 by Bobby Hendry	vs. Eastern Mich., 11-24-01
	5 by Terry Cameron	vs. Northern Iowa, 11-18-78
Season	17 by Dennis Kennedy	2008
Career	39 by Brandon Payne	1999-2002

## GAMES GAINING 100 YARDS OR MORE

Season	9 by Mike Clark	1986
Career	24 by Mike Clark	1984-86

## CONSECUTIVE GAMES GAINING 100 YARDS OF MORE

6 by Mike Clark	1985 (9/14-10/19); 1986 (10/16-11/21)
-----------------	--

## GAMES GAINING 200 YARDS OR MORE

Season	3 by Mike Clark	1986
Career	4 by Mike Clark	1984-86

## YARDS GAINED IN CONSECUTIVE GAMES

2 Games	541 by James Black	1983
	246 vs. Youngstown State and 295 at Austin Peay	
3 Games	682 by James Black	1983
	141 at Tenn. Tech, 246 vs. Youngstown St., and 295 at Austin Peay	
4 Games	756 by James Black	1983
	74 vs. Murray State, 141 at Tennessee Tech, 246 vs. Youngstown St., and 295 at Austin Peay	



**Jawon Chisholm**

5 Games	941 by James Black	1983
	185 at Morehead State, 74 vs. Murray State, 141 at Tennessee Tech, 246 vs. Youngstown St., and 295 at Austin Peay	

## HIGHEST GAIN PER RUSH

Game	(Min. 10 rushes)	17.7 by DeShawn Brown (10 for 177)	at Ohio, 10-30-93
	(Min. 20 rushes)	11.1 by Dennis Kennedy (25 for 277)	at Eastern Mich., 10-18-08
	(Min. 30 rushes)	8.2 by Mike Clark (31 for 255)	vs. Central Florida, 9-27-86
Season	(Min. 75 rushes)	10.2 by Ben Kimbrough (78 for 792)	1955
	(Min. 175 rushes)	7.3 by Mike Clark (245 for 1,786)	1986
Career	(Min. 125 rushes)	7.9 by Ben Kimbrough (136 for 1,082)	1955-56
	(Min. 300 rushes)	5.41 by Jack Beidleman (561 for 3,032)	1967-70
		5.40 by Greg Lomax (366 for 1,976)	1995-98

## CAREER RUSHING YARDS

Player	Years	G	Att	Yards	Avg	YPG
1. Mike Clark	1984-86	32	804	4,257	5.3	133.0
2. Jawon Chisholm	2011-14	46	702	3,403	4.8	74.0
3. James Black	1980-83	31	731	3,054	4.2	98.5
4. Jack Beidleman	1967-70	38	561	3,032	5.4	79.8
5. Brandon Payne	1999-02	39	626	2,861	4.6	73.4
6. Bobby Hendry	2000-03	41	603	2,847	4.7	69.4
7. Billy Mills	1973-76	39	629	2,816	4.5	72.2
8. Paul Winters	1976-79	29	594	2,613	4.4	90.1
9. Dennis Kennedy	2005-08	46	556	2,522	4.5	54.8
10. Dennis Brumfield	1979-81	31	625	2,314	3.7	74.6
11. Conor Hundley	2012-15	48	479	2,155	4.6	44.9
12. Brett Biggs	2004-05	24	469	2,101	4.5	87.5
13. Tom Wilhelm	1972-75	33	436	2,003	4.6	60.7
14. Greg Lomax	1995-98	34	366	1,976	5.4	58.2
15. George Deo	1960-63	33	453	1,939	4.3	58.8

## SINGLE-SEASON RUSHING YARDS

Player	Year	G	Att	Yds	Avg	YPG
1. Mike Clark	1986	11	245	1,786	7.3	162.4
2. James Black	1983	11	351	1,568	4.5	142.5
3. Dennis Kennedy	2008	12	239	1,321	5.5	110.1
4. Mike Clark	1985	11	301	1,299	4.3	118.1
5. Paul Winters	1979	11	318	1,298	4.1	118.0
6. Brett Biggs	2005	13	284	1,230	4.3	94.6
7. James Black	1982	9	306	1,188	3.9	132.0
8. Mike Clark	1984	10	258	1,172	4.5	117.2
9. Brandon Payne	2000	11	220	1,062	4.8	96.5
10. Jack Beidleman	1969	10	188	1,050	5.6	105.0
11. Dennis Brumfield	1981	10	273	1,041	3.8	104.1
12. Dennis Brumfield	1980	10	254	1,000	3.9	100.0

## YEAR-BY-YEAR LEADERS

Year	Player	Att	Yds	Avg	TD
2018	Van Edwards, Jr.	147	558	3.8	3
2017	Manny Morgan	116	434	3.7	4
2016	Van Edwards, Jr.	100	492	4.9	3
2015	Conor Hundley	202	911	4.5	10
2014	Jawon Chisholm	114	620	5.4	8
2013	Jawon Chisholm	189	869	4.6	8
2012	Jawon Chisholm	180	953	5.3	5
2011	Jawon Chisholm	218	961	4.4	5
2010	Alex Allen	186	877	4.7	8
2009	Joe Tuzze	55	244	4.4	2
2008	Dennis Kennedy	239	1,321	5.5	17
2007	Bryan Williams	152	728	4.8	2
2006	Dennis Kennedy	226	914	4.0	9
2005	Brett Biggs	284	1,230	4.3	10
2004	Brett Biggs	185	871	4.7	10
2003	Bobby Hendry	231	981	4.2	14
2002	Bobby Hendry	208	1,021	4.9	8
2001	Bobby Hendry	160	819	5.1	10
2000	Brandon Payne	220	1,062	4.8	13
1999	Brandon Payne	208	845	4.1	13
1998	Greg Lomax	161	861	5.4	13
1997	Greg Lomax	127	835	6.6	9
1996	Yasin Reeder	168	781	4.6	8
1995	Terrel Dixon	143	463	3.2	1
1994	DeShawn Brown	152	588	3.9	2
1993	Symeon Floyd	82	371	4.5	3
1992	Marcel Weems	181	754	4.2	7
1991	Tyrone Nelson	142	769	5.4	7
1990	Marcus Reliford	177	684	3.9	7
1989	Doug Lewis	171	763	4.5	8
1988	Doug Lewis	119	609	5.1	3
1987	Derek Alston	160	689	4.3	1
1986	Mike Clark	245	1,786	7.3	8
1985	Mike Clark	301	1,299	4.3	13
1984	Mike Clark	258	1,172	4.5	4
1983	James Black	351	1,568	4.5	9
1982	James Black	306	1,188	3.9	6
1981	Dennis Brumfield	273	1,041	3.8	7
1980	Dennis Brumfield	254	1,000	3.9	5
1979	Paul Winters	318	1,298	4.1	2
1978	Paul Winters	177	806	4.6	3
1977	Mark Hovanec	137	535	3.9	4
1976	Billy Mills	161	659	4.1	4
1975	Billy Mills	219	830	3.8	4
1974	Tom Wilhelm	135	680	5.0	7
1973	Billy Mills	115	665	5.8	6
1972	Calvin Pierce	135	541	4.0	7
1971	Calvin Pierce	185	803	4.3	3

1970	Jack Beidleman	162	758	4.7	5
1969	Jack Beidleman	188	1,050	5.6	11
1968	Jack Beidleman	139	799	5.7	10
1967	Tony Moro	89	494	5.5	4
1966	Ron Tyson	215	926	4.3	11
1965	Ron Tyson	136	484	3.6	3
1964	Pete Toto	96	405	4.2	7
1963	John Lahoski	159	766	4.8	14
1962	George Deo	140	660	4.7	7
1961	George Deo	106	857	4.2	13
1960	Frank Lomax	78	281	3.6	1
1959	Gino Calcei	100	392	3.9	1
1958	Art Bailey	157	650	4.1	12
1957	Art Bailey	165	802	4.9	9
1956	Ben Kimbrough	58	290	5.0	4
1955	Ben Kimbrough	78	792	10.2	6
1954	Buster Rizzo	101	414	4.1	5

## TOP SINGLE-GAME RUSHING TOTALS

	Yards	Player (Att)	Opponent
1.	295	James Black (52)	at Austin Peay, 11-19-83
2.	277	Dennis Kennedy (25)	at Eastern Michigan, 10-18-08
3.	255	Mike Clark (31)	vs. Central Florida, 9-27-86
4.	246	James Black (40)	vs. Youngstown State, 11-5-83
5.	243	Ron Tyson (42)	at Northern Illinois, 10-29-66
6.	240	Bobby Hendry (26)	vs. Liberty, 10-12-02
7.	229	Mike Clark (21)	at Tennessee Tech, 11-1-86
8.	220	Mike Clark (34)	at Youngstown State, 11-22-86
9.	216	Jack Beidleman (29)	vs. Eastern Kentucky, 10-18-69
10.	209	Mike Clark (36)	at Cincinnati, 9-8-84
11.	208	Dennis Brumfield (40)	vs. Morehead State, 10-17-81
12.	207	Brandon Payne (31)	vs. Connecticut, 10-21-00
13.	205	James Black (36)	vs. Austin Peay, 11-20-82
14.	201	Yasin Reeder (23)	at Eastern Michigan, 11-9-96
15.	200	Ty Cogswell (27)	at Heidelberg, 9-21-57
	200	Paul Winters (48)	at Eastern Illinois, 11-17-79
17.	199	Mike Clark (19)	vs. Morehead State, 10-25-86
18.	195	Brett Biggs (31)	vs. Ball State, 10-23-04
19.	194	Mike Clark (26)	at Eastern Michigan, 9-20-86
20.	192	Bobby Hendry (35)	at Marshall, 10-27-01
21.	191	Anthony Green (40)	vs. Tennessee Tech, 10-27-84
22.	189	Paul Winters (36)	vs. Western Illinois, 9-8-79
23.	188	Jawon Chisholm (27)	vs. VMI, 9-24-11
	188	Brett Biggs (28)	vs. Ohio, 11-15-05
	188	Brandon Payne (24)	vs. Miami (Ohio), 9-30-00
26.	186	George Deo (41)	vs. Ohio Wesleyan, 10-7-61
	186	Dennis Brumfield (44)	vs. Eastern Kentucky, 9-13-80
	186	Mike Clark (48)	at Western Kentucky, 10-5-85
29.	185	James Black (40)	at Morehead State, 10-15-83
30.	184	Jawon Chisholm (19)	at Kent State, 11-28-14
	184	Mike Clark (34)	vs. Murray State, 10-16-86

## OTHER 100-YARD RUSHING GAMES

	Yards	Player (Att)	Opponent
	183	James Black	vs. Tennessee Tech, 10-30-82
	182	Dennis Kennedy	vs. Bowling Green, 10-11-08
	181	Mike Clark	at Tennessee Tech, 11-2-85
	180	Mike Clark	at Morehead State, 10-19-85
	178	Dennis Kennedy	vs. Bowling Green, 11-4-06
	177	Jawon Chisholm	at Ohio, 10-13-12
	177	DeShawn Brown	at Ohio, 10-30-93
	174	Greg Lomax	at Central Michigan, 10-31-98
	173	Greg Lomax	vs. Kent State, 11-8-97
	169	Tyrone Nelson	vs. Youngstown St., 10-12-91
	167	Jerell Ringer	vs. Cal Poly, 10-11-03

# RUSHING RECORDS

RECORDS

167	Brandon Payne	at Kent State, 11-18-00
166	Jawon Chisholm	vs. Ball State, 10-26-13
165	Alex Allen	at Ball State, 11-6-10
165	Brett Biggs	vs. Buffalo, 10-9-04
161	Brandon Payne	vs. Kent State, 11-13-99
159	Brett Biggs	at Bowling Green, 10-29-05
156	Jawon Chisholm	vs. Miami (Ohio), 9-29-12
154	Bobby Hendry	vs. Eastern Michigan, 11-24-01
153	Dennis Kennedy	at Temple, 11-28-08
153	Dennis Kennedy	vs. Toledo, 11-5-08
153	Brett Biggs	at Miami (Ohio), 10-15-05
151	Jawon Chisholm	vs. Kent State, 11-2-13
151	Brandon Payne	vs. Temple, 9-18-99
150	Brett Biggs	at Central Florida, 10-16-04
150	Derek Alston	vs. Kent State, 9-12-87
150	Greg Lomax	vs. Ohio, 10-25-97
149	Brett Biggs	vs. Kent State, 11-24-05
149	Marcel Weems	at Western Michigan, 9-19-92
148	Conor Hundley	at Pittsburgh, 9/27/14
148	Bobby Hendry	at Buffalo, 9-27-03
148	Doug Lewis	vs. Louisiana Tech, 10-7-89
146	Warren Ball	vs. Arkansas Pine Bluff, 9-9-17
146	Mike Brown	vs. Ohio, 11-19-94
146	Marcel Weems	at Ohio, 10-3-92
145	Bryan Williams	vs. Central Michigan, 11-23-07
143	Donnell Alexander	vs. Buffalo, 11-21-15
142	Dennis Kennedy	vs. Buffalo, 11-13-08
140	Brandon Payne	vs. Kent State, 9-29-01
140	Jamie Reader	vs. Bowling Green, 11-2-96
139	Mike Lagasse	vs. Miami (Ohio), 11-21-98
139	Doug Lewis	at Bowling Green, 9-30-89
138	Brandon Payne	vs. Central Florida, 9-16-00
136	Terrell Dixon	vs. Ohio, 10-21-95
135	Derek Alston	at Murray State, 10-21-89
133	Jawon Chisholm	at Cincinnati, 9-17-11
133	Carton Jackson	at Bowling Green, 11-2-07
132	Bobby Hendry	at Central Michigan, 11-8-03
132	Doug Lewis	vs. Northern Arizona, 11-4-89
132	Tommy Dunn	vs. Kent State, 10-28-95
130	Manny Morgan	at Marshall, 9-17-16
130	Jawon Chisholm	vs. Central Mich., 10-29-11
130	John Motton	at Northern Illinois, 9-3-88
129	Jawon Chisholm	vs. Morgan State, 9-15-12
129	Dennis Kennedy	vs. Miami (Ohio), 10-21-06
129	Bobby Hendry	at Central Florida, 11-3-01
129	Doug Lewis	vs. Long Beach State, 10-22-88
128	Tyrone Nelson	vs. Arkansas State, 10-19-91
128	Marcus Reliford	at Kent State, 9-8-90
126	Alex Allen	vs. Miami (Ohio), 11-17-10
126	Bobby Hendry	vs. Howard, 9-20-03
126	Derek Alston	vs. Eastern Illinois, 10-3-87
125	Dan Basch	at Western Michigan, 10-6-01
125	Greg Lomax	vs. Ball State, 9-26-98
124	Symeon Floyd	vs. Miami (Ohio), 10-9-93
124	Marcel Weems	at Central Michigan, 9-2-93
123	Dennis Kennedy	at Ohio, 11-22-08
122	Jawon Chisholm	at Eastern Mich., 10-1-11
120	Bobby Hendry	vs. Marshall, 11-2-02
119	Conor Hundley	at Eastern Michigan, 10-10-15
119	Nate Burney	vs. Gardner Webb, 9-11-10
119	Dennis Kennedy	at Toledo, 10-28-06
119	Bobby Hendry	vs. Buffalo, 11-16-02
119	Petu Leli	at Cincinnati, 11-21-92
119	Doug Lewis	at Kent State, 9-8-90
117	Dennis Kennedy	at North Carolina State, 9-9-06

117	Greg Lomax	at Marshall, 10-11-97
115	Jawon Chisholm	at Kent State, 11-3-12
115	Bobby Hendry	vs. Eastern Michigan, 9-13-03
115	Brandon Payne	vs. Ohio, 8-30-01
114	Bryan Williams	vs. Temple, 10-13-07
112	Warren Ball	at Troy, 9-23-17
112	Van Edwards	at Ball State, 10-22-16
111	Jimmie Gray	vs. Central Florida 9-16-00
111	Jeff Sweitzer	vs. Cal State Fullerton, 9-22-90
111	Doug Lewis	vs. Temple, 11-12-88
110	Warren Ball	vs. VMI, 9-3-16
110	Conor Hundley	at Miami (Ohio), 11-14-15
110	Alex Allen	vs. Gardner Webb, 9-11-10
110	Bobby Hendry	at Kent State, 11-23-02
110	Doug Lewis	vs. Cal State Fullerton, 10-29-88
108	Brandon Payne	at Kent State, 11-23-02
196	Alex Allen	vs. Buffalo, 11-26-10
109	Van Edwards, Jr.	vs. Morgan State, 9-8-18
106	Darrien Gouch	vs. Miami (Ohio), 10-9-93
106	Derek Alston	vs. Cincinnati, 10-28-89
105	Bobby Hendry	at Connecticut, 10-25-03
105	Bobby Hendry	at Central Florida, 10-26-02
105	Greg Lomax	at Toledo, 11-11-95
103	Jawon Chisholm	vs. Massachusetts, 11-10-12
103	Alex Allen	at Syracuse, 9-6-08
103	Dennis Kennedy	vs. Buffalo, 11-9-06
103	Bobby Hendry	vs. Ohio, 8-30-01
103	Chris Rooney	at Northern Illinois, 10-26-96
102	Jawon Chisholm	vs. Miami (Ohio), 10-11-14
102	Chris Rooney	at Kent State, 10-5-96
101	Bobby Hendry	at Wisconsin, 9-6-03
100	Jawon Chisholm	vs. Bowling Green, 10-6-12
100	Greg Lomax	at Kent State, 10-10-98

## LONGEST RUNS FROM SCRIMMAGE

	Yards	Player	Opponent
1.	95	Jack Beidleman	vs. Eastern Kentucky, 1969
	95	Paul Winters	vs. Wayne State, 9-23-78
3.	92	Greg Lomax	vs. Ohio, 10-25-97
4.	91	Alex Allen	vs. Miami (Ohio), 11-17-10
5.	89	Art Bailey	at Baldwin-Wallace, 10-5-57
6.	87	Greg Lomax	vs. Kent State, 11-8-97
7.	85	Tony Moro	vs. Tampa, 9-23-67
	85	Tim Staycer	vs. Wayne State, 9-23-78
9.	83	Yasin Reeder	vs. Bowling Green, 11-2-96
	83	Ben Kimbrough	vs. Muskingum, 10-1-55
11.	80	Ken "Red" Cochrane	vs. Kent State, 1930
	80	Ben Kimbrough	at Otterbein, 10-8-55
	80	Ron Tyson	at Northern Illinois, 10-29-66
	80	Jack Beidleman	vs. Youngstown State, 11-8-69
	80	Marcel Weems	at Ohio, 10-3-92
	80	Yasin Reeder	at Eastern Michigan, 11-9-96
	80	Jawon Chisholm	at Kent State, 11-28-14
18.	76	Jack Beidleman	at Eastern Kentucky, 10-19-68
	76	Greg Thurman	vs. Eastern Michigan, 10-23-76
20.	74	Alex Allen	vs. Northern Illinois, 10-2-10
21.	73	Dennis Kennedy	at Eastern Michigan, 10-18-08
	73	Chris Rooney	at Kent State, 10-5-96
23.	70	Tra'Von Chapman	vs. Miami (Ohio), 10-8-16
	70	Quentin Hines	at Tennessee, 9-22-12
	70	Jerell Ringer	vs. Cal Poly, 10-11-03
	70	Paul Winters	at Dayton, 10-8-77



Charlie Frye

RECORDS

**COMPLETIONS**

Game	37 by Dalton Williams (48 attempts)	vs. Morgan State, 9-15-12
	36 by Charlie Frye (46 attempts)	vs. Kent State, 8-28-03
Season	326 by Dalton Williams (522 attempts)	2012
	278 by Luke Getsy (525 attempts)	2005
	273 by Charlie Frye (421 attempts)	2003
	250 by Charlie Frye (380 attempts)	2002
	231 by Chris Jacquemain (399 attempts)	2008
	225 by Kyle Pohl (402 attempts)	2013
	220 by Charlie Frye (346 attempts)	2004
Career	913 by Charlie Frye (1,436 attempts)	2001-04

**COMPLETIONS PER GAME**

Season	27.2 by Dalton Williams (326 comp in 12 games)	2012
	22.8 by Charlie Frye (273 comp in 12 games)	2003
	21.4 by Luke Getsy (278 comp in 13 games)	2005
	20.8 by Charlie Frye (250 comp in 12 games)	2002
	20.0 by Charlie Frye (220 comp in 11 games)	2004
	19.5 by Chris Jacquemain (231 comp in 12 games)	2008
	18.8 by Kyle Pohl (225 comp in 12 games)	2013
	18.3 by Thomas Woodson (146 comp in 8 games)	2016
	16.6 by Luke Getsy (199 comp in 12 games)	2006
	<b>16.2 by Kato Nelson (178 comp in 11 games)</b>	<b>2018</b>
	15.9 by Thomas Woodson (159 comp in 10 games)	2017
	15.5 by Charlie Frye (170 comp in 11 games)	2001
Career	(Min. 25 games)	
	19.8 by Charlie Frye (913 comp in 46 games)	2001-04
	19.1 by Luke Getsy (477 comp in 25 games)	2005-06

**YARDS GAINED PER COMPLETION (GAME)**

(Min. 10 comp.)	27.0 by James Washington (12 for 324)	vs. Northern Ill., 2000
(Min. 15 comp.)	20.5 by Mic Hutton (15 for 308)	vs. Youngstown State, 1969

**COMPLETIONS/PASSING YARDS BY CLASS**

Freshman			
GAME	Comp	28 by Kyle Pohl (42 att)	at Toledo, 11-20-12
	Yards	347 by Brian Magrell	vs. Ball State, 11-12-94
SEASON	Comp	170 by Charlie Frye (289 att)	2001
	Yards	2,053 by Charlie Frye	2001
Sophomore			
GAME	Comp	29 by Charlie Frye (41 att)	at Central Florida, 10-26-02
		29 by Charlie Frye (37 att)	at Eastern Mich., 10-5-02
		29 by Charlie Frye (46 att)	vs. Miami (Ohio), 9-28-02
	Yards	389 by Chris Jacquemain	at Western Mich., 10-6-07
SEASON	Comp	250 by Charlie Frye (380 att)	2002
	Yards	2,824 by Charlie Frye	2002
Junior			
GAME	Comp	36 by Charlie Frye (46 atts)	vs. Kent State, 8-28-03
	Yards	455 by Luke Getsy	vs. Memphis, 12-26-05
SEASON	Comp	278 by Luke Getsy (525 att)	2005
	Yards	3,549 by Charlie Frye	2003
Senior			
GAME	Comp	37 by Dalton Williams (48 att)	vs. Morgan St., 9-15-12
	Yards	446 by Dalton Williams	vs. Miami (Ohio), 9-29-12
			vs. Morgan State, 9-15-12
SEASON	Comp	326 by Dalton Williams (522 att)	2012
	Yards	3,387 by Dalton Williams	2012

**PASSES COMPLETED IN CONSECUTIVE GAMES**

2 Games	67 by Charlie Frye	2003
	36 vs. Kent State and 31 at Wisconsin	
3 Games	96 by Dalton Williams	2012
	37 vs. Morgan State, 27 at Tennessee, 32 vs. Miami (Ohio)	
4 Games	125 by Dalton Williams	2012
	37 vs. Morgan State, 27 at Tennessee, 32 vs. Miami (Ohio), 29 vs. Bowling Green	

**TOUCHDOWN PASSES**

Game	6 by Thomas Woodson	vs. VMI, 9-3-16
	5 by Dalton Williams	vs. Morgan State, 9-15-12
	5 by Luke Getsy	vs. Northern Illinois, 9-24-05
	<b>4 by Kato Nelson</b>	<b>at Ohio, 11-23-18</b>
	4 by Kato Nelson	vs. Ohio, 11-14-17
	4 by Thomas Woodson	at Marshall, 9-17-16
	4 by Thomas Woodson	at Eastern Michigan, 10-10-15
	4 by Kyle Pohl	vs. Howard, 8-28-14
	4 by Dalton Williams	at Ohio, 10-13-12
	4 by Dalton Williams	vs. Miami (Ohio), 9-29-12
	4 by Patrick Nicely	at Ball State, 11-6-10
	4 by Chris Jacquemain	at Western Michigan, 10-6-07
	4 by Luke Getsy	vs. Buffalo, 11-9-06
	4 by Luke Getsy	vs. Memphis, 12-26-05
	4 by Charlie Frye	vs. Cal Poly, 2003
	4 by Eric Schoch	vs. Southern Illinois, 10-23-71
	4 by Mic Hutton	vs. Ball State, 10-4-69
	4 by John Stone	at Denison, 11-8-58
	4 by John Stone	at Ohio Wesleyan, 10-13-56
	4 by Tom Boggs	vs. Oberlin, 11-5-55
Season	25 by Dalton Williams	2012
	23 by Luke Getsy	2005
	22 by Charlie Frye	2003
	20 by Chris Jacquemain	2008
	18 by Thomas Woodson	2016
	18 by Luke Getsy	2006
	18 by Charlie Frye	2004
Career	64 by Charlie Frye	2001-04
	53 by Thomas Woodson	2014-17
	41 by Luke Getsy	2005-06
	38 by James Washington	1997-00

# PASSING RECORDS

## HIGHEST COMPLETION PERCENTAGE

Game (Min 10 comp)		
.805 by Charlie Frye (29 of 36)		at Penn State, 9-4-04
.794 by Charlie Frye (27 of 34)		at Central Michigan, 11-8-03
.789 by Mike Johnson (15 of 19)		vs. New Mexico St., 11-5-88

Season (Min. 150 atts.)		
.658 by Charlie Frye (250 of 380)		2002
.648 by Charlie Frye (273 of 421)		2003
.636 by Charlie Frye (220 of 346)		2004
.625 by Dalton Williams (326 of 522)		2012

Career (Min. 400 atts.)		
.636 by Charlie Frye (913 of 1,436)		2001-04
.625 by Dalton Williams (326 of 522)		2012
.554 by Kyle Pohl (482 of 870)		2012-15
.530 by Eric Schoch (215 of 406)		1971-73

## MOST YARDS GAINED IN CONSECUTIVE GAMES

4 Games	1,434 by Dalton Williams	2012
	313 at Florida International, 446 vs. Morgan State, 229 at Tennessee, 446 vs. Miami (Ohio)	
	1,349 by Dalton Williams	2012
	446 vs. Morgan State, 229 at Tennessee, 446 vs. Miami (Ohio), 228 vs. Bowling Green	

## YARDS GAINED IN A HALF

337	Luke Getsy (2nd)	vs. Memphis, 12-26-05
285	Luke Getsy (2nd)	vs. Northern Illinois, 12-2-05
272	Charlie Frye (1st)	vs. Miami (Ohio), 11-20-04
268	Dalton Williams (1st)	vs. Morgan State, 9-15-12
263	Charlie Frye (1st)	at Central Mich., 11-08-03
261	Dalton Williams (2nd)	vs. Miami (Ohio), 9-29-12
254	Charlie Frye (2nd)	at Miami (Ohio), 10-13-01
250	Charlie Frye (2nd)	vs. Marshall, 11-05-04

## PASSES HAD INTERCEPTED

Game	7 by John Stone	at Wittenberg, 11-15-59
Season	22 by John Stone	1960
Career	44 by Vernon Stewart	1983-86

## CONSECUTIVE PASS ATTEMPTS WITHOUT AN INTERCEPTION

141	Luke Getsy	9-16-06 to 10-21-06
127	Charlie Frye	9-23-04 to 11-5-04
98	Mike Johnson	1989


## LOWEST PERCENTAGE OF PASSES INTERCEPTED

Season (Min. 100 atts.)		
.021 (6 in 289 att) by Charlie Frye		2001
.021 (8 in 383 att) by Kyle Pohl		2014
Career (Min. 200 atts.)		
.022 (32 in 1,436 att) by Charlie Frye		2001-04
.023 (20 in 870 att) by Kyle Pohl		2012-15

## YEAR-BY-YEAR LEADERS

Year	Player	Att	Cmp	Int	TD	Pct	Yards
2018	Kato Nelson	178	342	8	15	.520	2,329
2017	Thomas Woodson	278	159	9	14	.572	1,777
2016	Thomas Woodson	242	146	6	18	.603	2,079
2015	Thomas Woodson	307	162	11	16	.528	2,202
2014	Kyle Pohl	383	208	8	9	.543	2,189
2013	Kyle Pohl	402	225	10	14	.560	2,438
2012	Dalton Williams	522	326	16	25	.625	3,387
2011	Clayton Moore	309	147	9	9	.476	1,655
2010	Patrick Nicely	336	166	13	10	.494	1,753
2009	Patrick Nicely	222	120	6	6	.541	1,349
2008	Chris Jacquemain	399	231	14	20	.579	2,748
2007	Chris Jacquemain	275	154	10	11	.560	1,623
2006	Luke Getsy	380	199	11	18	.524	2,662
2005	Luke Getsy	525	278	12	23	.529	3,455
2004	Charlie Frye	346	220	8	18	.636	2,623
2003	Charlie Frye	421	273	9	22	.648	3,549
2002	Charlie Frye	380	250	9	15	.658	2,824
2001	Charlie Frye	289	170	6	9	.588	2,053
2000	James Washington	283	143	11	17	.505	2,319
1999	James Washington	240	131	9	12	.546	1,896
1998	James Washington	300	148	7	8	.493	1,958
1997	Greg Gromek	101	50	6	5	.495	715
1996	Mike Junko	125	60	7	5	.480	705
1995	Mike Junko	148	78	7	5	.527	864
1994	Brian Magrell	79	44	6	2	.557	548
1993	Marcel Weems	163	72	9	3	.442	1,157
1992	Marcel Weems	201	101	10	5	.502	1,383
1991	Jeff Sweitzer	220	101	15	10	.459	1,599
1990	Jeff Sweitzer	186	87	10	7	.468	1,133
1989	Mike Johnson	299	139	11	9	.465	1,819
1988	Mike Johnson	299	142	15	11	.475	2,170
1987	Andy Kubik	313	131	1	10	.418	1,675
1986	Vernon Stewart	163	84	12	7	.515	1,200
1985	Vernon Stewart	210	94	15	7	.448	1,413
1984	Vernon Stewart	206	80	15	5	.388	1,233
1983	Steve Stams	76	24	8	5	.316	438
1982	Kevin Meade	148	76	10	7	.510	1,080
1981	Ron Gliha	117	50	11	1	.427	646
1980	Kevin Meade	107	44	9	2	.411	577
1979	Bob Maxwell	174	86	11	11	.494	1,217
1978	Bob Maxwell	119	60	6	2	.504	789
1977	Rick Beeman	109	45	5	2	.413	563
1976	Marty Bezbatchenko	127	60	11	7	.472	872
1975	Tom Kot	147	61	9	5	.415	965
1974	Tom Kot	156	73	12	7	.467	1,039
1973	Eric Schoch	174	97	10	10	.557	1,316
1972	Eric Schoch	157	79	9	5	.500	956
1971	Eric Schoch	75	39	9	7	.520	665
1970	Mic Hutton	161	63	8	7	.391	1,058
1969	Mic Hutton	175	81	12	15	.463	1,491
1968	Don Zwisler	244	135	14	13	.553	2,012
1967	Don Zwisler	175	65	14	2	.371	867
1966	Don Zwisler	81	29	6	2	.258	418
1965	Mike Martin	214	94	16	5	.439	1,182
1964	Mike Martin	79	33	4	2	.418	410
1963	Ron Boruszowski	83	34	6	4	.410	468
1962	Joe Mackey	46	24	2	5	.522	491
1961	Joe Mackey	72	42	7	6	.583	607
1960	Marco Burnette	157	65	11	0	.414	599
1959	John Stone	231	102	22	3	.441	1,196
1958	John Stone	81	42	6	6	.519	439
1957	Tom Boggs	71	40	4	9	.563	610
1956	Tom Boggs	97	51	7	9	.526	810
1955	Tom Boggs	95	42	8	10	.442	662
1954	Marion Rossi	103	45	13	6	.437	836

RECORDS



Luke Getsy

**CAREER PASSING YARDS**

Player	G	Att	Cmp	Int	TD	Yards	Pct	YPG
1. Charlie Frye (2001-04)	46	1,436	913	32	64	11,049	.636	240.2
2. Thomas Woodson (2014-17)	39	970	543	22	53	6,864	.559	176.0
3. James Washington (1997-00)	43	931	471	33	38	6,699	.506	155.8
4. Luke Getsy (2005-06)	25	905	477	23	41	6,117	.527	244.7
5. Kyle Pohl (2012-15)	33	870	482	20	28	5,128	.554	155.4
6. Chris Jacquemain (2007-09)	23	385	674	24	31	4,371	.571	190.0
7. Mike Johnson (1988-89)	22	598	281	26	20	3,989	.470	181.3
8. Vernon Stewart (1983-86)	36	596	263	44	20	3,945	.441	109.6
9. Dalton Williams (2012)	12	522	326	16	25	3,387	.625	282.2
10. Patrick Nicely (2009-11)	29	614	308	20	18	3,358	.502	115.8
<b>11. Kato Nelson (2017-present)</b>	<b>21</b>	<b>248</b>	<b>482</b>	<b>10</b>	<b>23</b>	<b>3,318</b>	<b>.510</b>	<b>158.0</b>
12. Don Zwislser (1965-68)	27	501	229	34	20	3,297	.457	122.1
13. Mic Hutton (1969-71)	29	439	185	28	25	3,142	.421	108.3
14. Eric Schoch (1971-73)	30	406	215	28	22	2,937	.530	97.9
15. Jeff Sweitzer (1988-91)	27	408	189	25	17	2,744	.463	101.6
16. Marcel Weems (1991-93)	27	387	184	20	8	2,736	.475	101.3
17. John Stone (1956-59)	30	395	191	30	16	2,270	.484	75.7

**SEASON PASSING YARDS**

Player	G	Att	Cmp	Int	TD	Yards	Pct	YPG
1. Charlie Frye (2003)	12	421	273	9	22	3,549	.648	295.8
2. Luke Getsy (2005)	13	525	278	12	23	3,455	.529	265.8
3. Dalton Williams (2012)	12	522	326	16	25	3,387	.625	282.2
4. Charlie Frye (2002)	12	380	250	9	15	2,824	.658	235.3
5. Chris Jacquemain (2008)	12	399	231	14	20	2,748	.579	229.0
6. Luke Getsy (2006)	12	380	119	11	18	2,662	.524	221.8
7. Charlie Frye (2004)	11	346	220	8	18	2,623	.636	238.5
8. Kyle Pohl (2013)	12	402	225	10	14	2,438	.560	203.2
<b>9. Kato Nelson (2018)</b>	<b>11</b>	<b>178</b>	<b>342</b>	<b>8</b>	<b>15</b>	<b>2,329</b>	<b>.520</b>	<b>211.7</b>
10. James Washington (2000)	11	283	143	11	17	2,319	.505	210.8
11. Thomas Woodson (2015)	13	307	162	11	16	2,202	.528	169.4
12. Kyle Pohl (2014)	10	383	208	8	9	2,189	.543	218.9
13. Mike Johnson (1988)	11	299	142	15	11	2,170	.475	197.3

14. Thomas Woodson (2016)	8	242	146	6	18	2,079	.603	259.9
15. Charlie Frye (2001)	11	289	170	6	9	2,053	.588	186.6
16. Don Zwislser (1968)	10	244	135	14	13	2,012	.553	201.2
17. James Washington (1998)	11	300	148	7	8	1,958	.493	178.0
18. James Washington (1999)	11	240	131	9	12	1,896	.546	172.4
19. Mike Johnson (1989)	11	299	139	11	9	1,819	.465	165.4
20. Thomas Woodson (2017)	10	278	159	9	14	1,777	.572	177.7

**TOP SINGLE-GAME PASSING TOTALS**

Yards	Player (Att-Comp-Int-TD)	Opponent
1. 455	Luke Getsy (59-34-0-4)	vs. Memphis, 12-26-05
2. 446	Dalton Williams (42-32-1-4)	vs. Miami (Ohio), 9-29-12
446	Dalton Williams (48-37-1-3)	vs. Morgan State, 9-15-12
4. 436	Charlie Frye (43-26-0-3)	vs. Miami (Ohio), 11-20-04
5. 416	Charlie Frye (34-27-0-2)	at Central Michigan, 11-8-03
6. 413	Luke Getsy (50-30-1-1)	vs. Northern Illinois, 12-1-05
7. 407	Thomas Woodson (32-23-1-6)	vs. VMI, 9-3-16
407	Charlie Frye (46-36-0-3)	vs. Kent State, 8-28-03
9. 406	Luke Getsy (39-20-0-5)	vs. Northern Illinois, 9-24-05
10. 399	Charlie Frye (44-31-1-2)	vs. MTSU, 9-11-04
11. 389	Chris Jacquemain (41-23-1-4)	at Western Mich., 10-6-07
12. 379	Thomas Woodson (32-21-0-4)	at Marshall, 9-17-16
13. 375	Luke Getsy (46-25-3-3)	at Central Michigan, 9-16-06
14. 372	Charlie Frye (49-31-2-1)	at Wisconsin, 9-6-03
15. 362	Charlie Frye (41-26-1-1)	at Buffalo, 9-27-03
<b>16. 356</b>	<b>Kato Nelson (24-41-1-4)</b>	<b>at Ohio, 11-23-18</b>
17. 353	Thomas Woodson (43-31-2-3)	vs. Appalachian State, 9-24-16
18. 348	Charlie Frye (46-29-0-2)	vs. Miami (Ohio), 9-28-02
19. 347	Brian Magrell (40-25-2-1)	at Ball State, 11-12-94
20. 344	Charlie Frye (37-29-2-2)	at Eastern Michigan, 10-5-02
21. 339	Jeff Sweitzer (46-22-3-1)	at Youngstown St., 9-29-90
22. 337	Thomas Woodson (40-27-0-2)	at Ball State, 10-22-16
23. 336	Charlie Frye (47-27-1-1)	at Virginia, 9-21-02
24. 332	Dalton Williams (51-34-4-1)	vs. Massachusetts, 11-10-12
25. 329	Dalton Williams (51-31-2-2)	at Central Mich., 10-27-12
26. 326	Kyle Pohl (27-40-0-2)	vs. Eastern Michigan, 10-4-14
27. 324	James Washington (28-12-2-3)	vs. Northern Ill., 10-14-00
28. 322	Kato Nelson (38-22-0-4)	vs. Ohio, 11-14-17
322	Charlie Frye (45-28-2-3)	vs. Marshall, 11-5-04
30. 321	Kyle Pohl (43-27-2-3)	vs. Louisiana, 9-21-13
31. 319	Luke Getsy (43-23-3-2)	at MTSU, 9-17-05
32. 318	Mike Johnson (43-18-2-1)	at Eastern Illinois, 10-14-89
33. 316	Thomas Woodson (33-17-1-2)	vs. Toledo, 11-2-16
34. 313	Dalton Williams (54-27-1-5)	at Florida Int., 9-8-12
313	Charlie Frye (33-21-0-2)	vs. Eastern Mich., 11-24-01
36. 312	Dalton Williams (41-30-0-2)	at Kent State, 11-3-12
312	Don Zwislser (33-22-1-3)	at Youngstown St., 11-22-68
38. 311	Kyle Pohl (49-25-2-2)	at Michigan, 9-14-13
39. 309	Charlie Frye (31-21-0-2)	at Miami (Ohio), 10-13-01
40. 308	Kyle Pohl (36-23-0-4)	vs. Howard, 8-28-14
308	Mic Hutton (26-15-2-3)	vs. Youngstown St., 11-8-69
42. 307	Charlie Frye (38-27-0-1)	vs. Central Florida, 10-18-03
307	Mic Hutton (28-15-1-3)	at Butler, 9-15-69
307	Don Zwislser (26-15-1-2)	vs. Baldwin-Wallace, 11-9-68
45. 304	Kyle Pohl (31-62-3-0)	vs. Bowling Green, 11-4-14
304	James Washington (38-16-1-2)	at Ohio, 10-17-98
47. 303	Charlie Frye (33-22-1-1)	vs. Eastern Mich., 9-13-03
48. 301	Tom Boggs (29-17-1-4)	at Ohio Wesleyan, 10-13-56

RECORDS

# PASSING RECORDS

RECORDS

## MOST PASS ATTEMPTS - GAME

	Att	Player	Opponent
1.	62	Kyle Pohl	vs. Bowling Green, 11-4-14
2.	59	Luke Getsy	vs. Memphis, 12-26-05
3.	57	Luke Getsy	vs. Central Michigan, 10-1-05
4.	56	Kyle Pohl	at Northern Illinois, 10-12-13
5.	54	Dalton Williams	at Florida International, 9-8-12
6.	53	Dalton Williams	at Ohio, 10-13-12
7.	51	Dalton Williams	vs. Massachusetts, 11-10-12
	51	Dalton Williams	at Central Michigan, 10-27-12
	51	Marco Burnette	at Muskingum, 10-19-60
10.	50	Dalton Williams	vs. Bowling Green, 10-6-12
	50	Dalton Williams	vs. Central Florida, 8-30-12
	50	Luke Getsy	vs. Northern Illinois, 12-1-05
13.	49	Kyle Pohl	at Michigan, 9-14-13
	49	Dalton Williams	at Tennessee, 9-22-12
	49	Charlie Frye	at Wisconsin, 9-6-03
16.	48	Dalton Williams	vs. Morgan State, 9-15-12
	47	Charlie Frye	at Virginia, 9-21-02
18.	46	Luke Getsy	at Ohio, 11-16-06
	46	Luke Getsy	at Central Michigan, 9-16-06
	46	Charlie Frye	vs. Kent State, 8-28-03
	46	Charlie Frye	vs. Miami (Ohio), 9-28-02
	46	Jeff Sweitzer	at Youngstown State, 9-29-90



**Dalton Williams**

## MOST PASS COMPLETIONS - GAME

	Comp	Player	Opponent
1.	37	Dalton Williams	vs. Morgan State, 9-15-12
2.	36	Charlie Frye	vs. Kent State, 8-28-03
3.	34	Dalton Williams	vs. Massachusetts, 11-10-12
	34	Luke Getsy	vs. Memphis, 12-26-05
5.	32	Dalton Williams	at Ohio, 10-13-12
	32	Dalton Williams	vs. Miami (Ohio), 9-29-12
7.	31	Thomas Woodson	vs. Appalachian State, 9-24-16
	31	Kyle Pohl	vs. Bowling Green, 11-4-14
	31	Dalton Williams	at Central Michigan, 10-27-12
	31	Charlie Frye	vs. Middle Tennessee St., 9-11-04
	31	Charlie Frye	at Wisconsin, 9-6-03
12.	30	Dalton Williams	at Kent State, 11-3-12
	30	Dalton Williams	vs. Central Florida, 8-30-12
	30	Luke Getsy	vs. Northern Illinois, 12-2-05
	30	Luke Getsy	vs. Central Michigan, 10-1-05
16.	29	Dalton Williams	vs. Bowling Green, 10-6-12
	29	Charlie Frye	at Penn State, 9-4-04
	29	Charlie Frye	vs. Miami (Ohio), 9-28-02
	29	Charlie Frye	at Eastern Michigan, 10-5-02
	29	Charlie Frye	at Central Florida, 10-26-02
21.	28	Charlie Frye	vs. Marshall, 11-5-04
22.	27	Thomas Woodson	at Ball State, 10-22-16
	27	Kyle Pohl	vs. Eastern Michigan, 10-4-14
	27	Kyle Pohl	vs. Louisiana, 9-21-13
	27	Dalton Williams	at Tennessee, 9-22-12
	27	Dalton Williams	at Florida International, 9-8-12
	27	Charlie Frye	at Central Michigan, 11-8-03
	27	Charlie Frye	vs. Central Florida, 10-18-03
	27	Charlie Frye	at Virginia, 9-21-02

## LONGEST PASS PLAYS

	Yards	Players	Opponent
1.	92	Tom Kot to Greg Thurman	at Indiana State, 11-2-74
2.	91	Thomas Woodson to Jerome Lane	vs. Toledo, 11-2-16
3.	87	Marcel Weems to Jeff Blakely	at Temple, 10-23-93
4.	85	James Washington to Jake Schifino	vs. Buffalo, 11-11-00;
	85	Marion Rossi to John Verdon	vs. Mount Union, 10-17-53
6.	84	Andy Kubik to Cornel Penland	at Louisville, 10-24-87
7.	80	Alex Allen to Andre Jones	at Northern Ill., 10-31-09
	80	James Washington to Lavel Bailey	vs. Northern Ill., 10-14-00
	80	Mic Hutton to Jack Beidleman	vs. Tampa, 9-20-69
10.	79	Luke Getsy to Dennis Kennedy	vs. Northern Ill., 9-24-05
	79	Brett Biggs to Jason Montgomery	at Purdue, 9-10-05
	79	Jeff Sweitzer to Harold Robinson	at Temple, 9-23-91
	79	Vernon Stewart to Willie Davis	vs. Eastern Ky., 9-22-84
14.	78	Luke Getsy to Jason Montgomery	vs. Northern Ill., 9-24-05
15.	77	Luke Getsy to David Harvey	vs. Buffalo, 11-9-06
	77	Kyle Pohl to Zach D'Orazio	vs. Louisiana, 9-21-13
	77	James Washington to Lavel Bailey	vs. Western Mich., 10-30-99
	77	Greg Gromek to Devon Scott	vs. BGSU, 11-2-96
19.	75	James Washington to Jake Schifino	vs. Ohio, 10-9-99
	75	Eric Schoch to Mac Thomas	vs. YSU, 10-20-73
21.	74	Charlie Frye to Brett Biggs	vs. Miami (Ohio), 11-20-04
22.	73	Mike Junko to Lew Lawhorn	at Central Mich., 9-2-95
23.	72	Thomas Woodson to Jerome Lane	at Louisiana, 9-26-15
	72	Luke Getsy to Jabari Arthur	vs. Memphis, 12-26-05
	72	Charlie Frye to Matt Cherry	at Miami (Ohio), 10-13-01
	72	James Washington to Jake Schifino	at Ohio, 10-17-98;
	72	Don Zwisler to Dan Ruff	at Eastern Ky., 10-19-68
	72	John Cistone to Buster Rizzo	vs. Case Tech, 9-22-51
29.	71	Kato Nelson to Kwadarrius Smith	vs. Ohio, 11-14-17
	71	James Washington to Lavel Bailey	vs. BGSU, 10-16-99
	71	Eric Schoch to Mac Thomas	at Northern Mich., 10-13-73
32.	70	Luke Getsy to David Harvey	at Cincinnati, 10-7-06
	70	James Washington to Jake Schifino	vs. Northern Ill., 10-14-00
	70	Vernon Stewart to Willie Davis	vs. Eastern Mich., 9-21-85
	70	M. Bezbatchenko to Terry Cameron	at Western Ill., 9-9-78
	70	James Washington to Jake Schifino	vs. Northern Ill., 10-14-00

## RECEPTIONS

Game	15 by Jabari Arthur	at Western Mich., 10-6-07
Season	86 by Jabari Arthur	2007
Career	184 by Jabari Arthur	2004-07

## YARDS GAINED

Game	223 by Jabari Arthur (15 rec) 201 by Lavel Bailey (12 rec)	at Western Mich., 10-6-07 vs. Marshall, 9-5-98
Season	1,210 by Domenik Hixon (75 rec)	2005
Career	2,653 by Jabari Arthur (184 rec)	2004-07

## HIGHEST AVERAGE GAIN PER RECEPTION

Game (Min. 5)	39.0 by Dan Ruff (5 for 195)	vs. Ball State, 10-4-69
Season (Min. 30)	22.9 by Dan Ruff (33 for 757)	1969
Career (Min. 75)	19.9 by Dan Ruff (127 for 2,531)	1967-70

## TOUCHDOWN RECEPTIONS

Game	4 by Dan Ruff 3 by several	vs. Ball State, 1969 (last by JoJo Natson vs. VMI, 9-3-16)
Season	11 by Dan Ruff 10 by JoJo Natson 10 by Jabari Arthur 10 by David Harvey 10 by Dan Ruff 9 by Jerrod Dillard 9 by Lavel Bailey	1968 2016 2007 2006 1969 2012 1999
Career	27 by Dan Ruff 21 by Lavel Bailey 17 by Jabari Arthur 15 by Mac Thomas	1967-70 1997-2000 2004-07 1970-73

## MOST RECEPTIONS BY A RUNNING BACK

Game	10 by DeShawn Brown	at Ball State, 11-12-94
Season	65 by Brett Biggs 39 by Dennis Kennedy 38 by Jawon Chisholm 38 by Brandon Payne	2005 2006 2012 2002
Career	97 by Brett Biggs 93 by Dennis Kennedy 87 by Brandon Payne	2004-05 2004-08 1999-2002

## YEAR-BY-YEAR LEADERS

Year	Player	G	No.	Yards	YPC	TD	RPG
2018	Andre Williams	11	46	649	14.1	6	4.2
2017	Tra'Von Chapman	14	53	475	9.0	2	3.8
2016	Jerome Lane	12	62	1,018	16.4	6	5.2
2015	Imani Davis	13	46	593	12.9	3	3.5
2014	Zach D'Orazio	12	62	658	10.6	1	5.2
2013	Zach D'Orazio	12	42	567	13.5	4	3.5
2012	Marquelo Suel	12	76	820	10.8	5	6.3
2011	Keith Sconiers	12	47	639	13.6	5	3.9
2010	Jeremy LaFrance	10	43	534	12.4	6	4.3
2009	Andre Jones	7	33	553	16.8	4	4.7

2008	Deryn Bowser	12	64	785	12.3	4	5.3
2007	Jabari Arthur	12	86	1,171	13.6	10	7.2
2006	David Harvey	12	43	914	21.3	10	3.8
2005	Domenik Hixon	13	75	1,210	16.1	8	5.8
2004	Domenik Hixon	11	66	882	13.4	6	6.0
2003	Matt Cherry	12	66	904	13.7	4	5.5
2002	Miquel Irvin	12	53	535	10.1	1	4.4
2001	Matt Cherry	11	48	630	13.1	3	4.4
2000	Lavel Bailey	11	44	876	19.9	8	4.4
1999	Lavel Bailey	11	42	941	22.4	9	3.8
1998	Lavel Bailey	11	41	558	13.6	1	3.7
1997	Willie Spencer	11	43	521	12.1	2	3.9
1996	Devon Scott	11	30	399	13.3	1	2.7
1995	Eddie Alford	9	46	591	11.8	3	5.1
1994	DeShawn Brown	11	20	255	12.8	1	1.8
1993	Kenny Chapman	10	31	636	20.5	4	3.1
1992	Kenny Chapman	11	36	581	16.1	1	3.3
1991	Harold Robinson	11	37	779	21.1	3	3.4
1990	Bradford Jones	11	17	221	13.0	1	1.5
1989	Leonard Thomas	11	28	359	12.8	2	2.5
1988	Leonard Thomas	11	44	654	14.9	5	4.0
1987	Kurt Latell	11	35	466	13.3	1	3.2
1986	Chris Kelley	11	31	480	15.5	4	2.8
1985	Willie Davis	11	52	814	15.6	5	4.7
1984	Willie Davis	11	51	878	17.2	2	4.6
1983	Rick Bailey	11	33	536	16.2	5	3.0
1982	Rick Bailey	11	33	555	16.8	2	3.0
1981	James White	10	26	371	14.3	0	2.6
1980	Pat Snow	11	29	392	13.5	3	2.6
1979	James White	11	38	489	12.9	5	3.5
1978	James White	11	25	312	12.5	1	2.3
1977	Ron Fuller	11	20	350	17.5	1	1.8
1976	Glenn Evans	10	29	393	13.6	4	2.9
1975	Glenn Evans	11	32	458	14.3	2	2.9
1974	Ron Fuller	10	26	406	15.6	2	2.4
1973	Mac Thomas	11	37	713	19.3	6	3.4
1972	Mac Thomas	9	28	428	15.3	2	3.1
1971	Mac Thomas	10	31	597	19.2	7	3.1
1970	Dan Ruff	10	37	676	18.3	5	3.7
1969	Dan Ruff	10	33	757	22.9	10	3.3
1968	Dan Ruff	10	52	1,041	20.0	11	5.2
1967	Jerry Malizia	9	13	268	20.6	1	1.4
1966	Tom Flaherty	9	11	139	12.6	0	1.2
1965	Craig Hartz	9	26	241	9.3	1	2.9
1964	Ray Glinsky	9	31	446	14.3	2	3.4
1963	Ray Glinsky	9	26	562	21.6	4	2.9
1962	Ray Glinsky	9	17	211	12.4	2	1.9
1961	Tom Adolph	8	13	313	24.1	2	1.6
1960	Jim Lupori	9	39	422	10.8	1	4.3
1959	Bruce Mackey	9	22	287	13.0	1	2.4
1958	John Rainey	9	15	155	10.3	1	1.7
1957	John Rainey	9	12	206	17.2	4	1.3
1956	Gene White	9	15	238	15.9	2	1.7
1955	Gene White	8	15	186	12.4	2	1.9
1954	John Verdon	8	30	468	15.6	1	3.8

# RECEIVING RECORDS

## CAREER RECEPTIONS LEADERS

Player	G	No.	Yards	YPC	TD	RPG
1. Jabari Arthur (2004-07)	45	184	2,653	14.4	17	4.1
2. Matt Cherry (2000-03)	41	149	1,997	13.4	10	3.6
3. Domenik Hixon (2002-05)	24	141	2,092	14.8	14	5.9
4. Lavel Bailey (1997-2000)	44	138	2,577	18.7	21	3.1
5. Jake Schifino (1998-2001)	42	131	1,986	15.2	10	3.1
6. Dan Ruff (1967-70)	37	127	2,531	19.9	27	3.4
7. Keith Sconiers (2010-14)	43	114	1,366	12.0	6	2.7
8. Marquelo Suel (2011-12)	21	110	1,237	11.2	9	5.2
9. James White (1977-81)	35	106	1,367	12.9	6	3.0
10. Willie Davis (1983-85)	31	104	1,718	16.5	7	3.4
11. Miquel Irvin (2002-03)	24	103	1,123	10.9	4	4.3
12. Jerome Lane (2014-16)	25	101	1,800	17.8	14	4.0
13. Brett Biggs (2004-05)	24	97	956	9.8	6	4.0
14. Mac Thomas (1970-73)	35	96	1,738	18.1	15	2.7
15. Dennis Kennedy (2005-08)	46	93	745	8.0	2	2.0

## CAREER RECEIVING YARDS LEADERS

Player	G	No.	Yards	YPC	TD	RPG
1. Jabari Arthur (2004-07)	45	184	2,653	14.4	17	4.1
2. Lavel Bailey (1997-2000)	44	138	2,577	18.7	21	3.1
3. Dan Ruff (1967-70)	37	127	2,531	19.9	27	3.4
4. Domenik Hixon (2002-05)	24	141	2,092	14.8	14	5.9
5. Matt Cherry (2000-03)	41	149	1,997	13.4	10	3.6
6. Jake Schifino (1998-2001)	42	131	1,986	15.2	10	3.1
7. Jerome Lane (2014-16)	25	101	1,800	17.8	14	4.0
8. Mac Thomas (1970-73)	35	96	1,738	18.1	15	2.7
9. Willie Davis (1983-85)	31	104	1,718	16.5	7	3.4
10. Ron Fuller (1974-77)	45	87	1,531	17.6	6	1.9

## SEASON RECEPTIONS LEADER

Player	G	No.	Yards	YPC	TD	RPG
1. Jabari Arthur (2007)	12	86	1,171	13.6	10	7.2
2. Marquelo Suel (2012)	12	76	820	10.8	5	6.3
3. Domenik Hixon (2005)	13	75	1,210	16.1	8	5.8
4. Domenik Hixon (2004)	11	66	882	13.4	6	6.0
5. Matt Cherry (2003)	12	66	904	13.7	4	5.5
6. Brett Biggs (2005)	13	65	535	8.2	4	5.0
7. Deryn Bowser (2008)	12	64	785	12.3	4	5.3
8. Jerome Lane (2016)	12	62	1,018	16.4	6	5.2
9. Zach D'Orazio (2014)	12	62	658	10.6	1	5.2
10. Nick Sparks (2003)	12	57	740	13.0	4	4.8
11. Tra'Von Chapman (2017)	14	53	475	9.0	2	3.8
12. Miquel Irvin (2002)	12	53	535	10.1	1	4.4
13. Willie Davis (1985)	11	52	814	15.6	5	4.7
14. Dan Ruff (1968)	10	52	1,041	20.0	11	5.2
15. Willie Davis (1984)	11	51	878	17.2	2	4.6
16. Miquel Irvin (2003)	12	50	588	11.8	3	4.2
17. L.T. Smith (2012)	12	48	509	10.6	3	4.0
18. Dee Frieson (2012)	12	48	400	8.3	4	4.0
19. Jason Montgomery (2005)	12	48	702	14.6	7	3.7
20. Matt Cherry (2001)	11	48	630	13.1	3	4.4



**Jabari Arthur**

## SEASON RECEIVING YARDS

Player	G	No.	Yards	YPC	TD	RPG
1. Domenik Hixon (2005)	13	75	1,210	16.1	8	5.8
2. Jabari Arthur (2007)	12	86	1,171	13.6	10	7.2
3. Dan Ruff (1968)	10	52	1,041	20.0	11	5.2
4. Jerome Lane (2016)	12	62	1,018	16.4	6	5.2
5. Lavel Bailey (1999)	11	42	941	22.4	9	3.8
6. David Harvey (2006)	12	43	914	21.3	10	3.6
7. Matt Cherry (2003)	12	66	904	13.7	4	5.5
8. Domenik Hixon (2004)	11	66	882	13.4	6	6.0
9. Willie Davis (1984)	11	51	878	17.2	2	4.6
10. Lavel Bailey (2000)	11	44	876	19.9	8	4.0

## SINGLE-GAME RECEPTIONS LEADERS

Rec.	Player	Opponent
1.	15	Jabari Arthur at Central Michigan, 10-6-07
2.	13	Domenik Hixon vs. Marshall, 11-5-04
	13	Willie Davis at Kent State, 9-1-84
	13	Jim Lupori at Muskingum, 10-29-60
5.	12	Marquelo Suel at Tennessee, 9-22-12
	12	Matt Cherry vs. Miami (Ohio), 9-28-02
	12	Lavel Bailey vs. Marshall, 9-5-98
8.	11	Marquelo Suel at Kent State, 11-3-12
	11	Marquelo Suel vs. Central Michigan, 10-29-11
	11	Jabari Arthur vs. Army, 9-1-07
	11	Matt Cherry at Miami (Ohio), 10-13-01
	11	Eddie Alford at Western Michigan, 10-7-95
	11	Willie Davis at Austin Peay, 11-23-85
	11	James White vs. Indiana State, 9-29-79
	11	Bob Clayton at Temple, 9-22-73
16.	10	JoJo Natson vs. Appalachian State, 9-24-16
	10	Jerome Lane vs. VMI, 9-3-16
	10	Zach D'Orazio vs. Massachusetts, 11-18-14
	10	L.T. Smith vs. Eastern Michigan, 10-4-14
	10	Marquelo Suel vs. Massachusetts, 11-10-12
	10	Domenik Hixon vs. Central Mich., 10-1-05
	10	Jason Montgomery vs. MTSU., 9-11-04
	10	Miquel Irvin vs. Kent State, 8-28-03
	10	DeShawn Brown at Ball State, 11-12-94

## ALL-TIME 100-YARD GAMES

	Yards	Player (Rec.)	Opponent
1.	223	Jabari Arthur (15)	at Western Michigan, 10-6-07
2.	201	Willie Davis (13)	at Kent State, 9-1-84
3.	196	Jerome Lane (10)	vs. VMI, 9-3-16
4.	195	Dan Ruff (5)	vs. Ball State, 10-4-69
5.	192	Domenik Hixon (13)	vs. Marshall, 11-5-04
6.	189	Matt Cherry (11)	at Miami (Ohio), 10-13-01
7.	184	Harold Robinson (8)	at Temple, 11-23-91
8.	180	Jabari Arthur (8)	vs. Memphis, 12-26-05
	180	Dan Ruff (7)	vs. Youngstown St., 11-8-69
10.	177	Jerome Lane (6)	vs. Toledo, 11-2-16
11.	169	Domenik Hixon (9)	at Middle Tennessee, 9-17-05
12.	165	Willie Davis (13)	at Kent State, 9-1-84
13.	163	Dan Ruff (6)	at Butler, 9-15-69
14.	160	Harold Robinson (8)	at East Carolina, 10-5-91
15.	156	Lavel Bailey (4)	vs. Northern Illinois, 10-14-00
	156	Jerry Malizia (4)	at Temple, 11-18-67
17.	155	Lew Lawhorn (7)	at Virginia Tech, 10-14-95
18.	154	Keith Sconiers (8)	vs. VMI, 9-24-11
	154	Andre Jones (6)	at Northern Illinois, 10-31-09
	154	Matt Cherry (12)	vs. Miami (Ohio), 9-28-02
	154	DeShawn Brown (10)	at Ball State, 11-12-94
22.	153	Lavel Bailey (4)	at Miami (Ohio), 11-6-99
23.	151	Willie Davis (11)	at Austin Peay, 11-23-85
24.	150	Matt Cherry (7)	vs. Kent State, 8-28-03
25.	149	Dan Ruff (7)	vs. Illinois State, 11-2-68
26.	148	Dan Ruff (7)	at Youngstown St., 11-22-68
27.	147	Glenn Evans (7)	vs. Morehead State, 9-18-76
28.	146	Cornel Penland (5)	at Louisville, 10-24-87
29.	145	Lavel Bailey (4)	vs. Western Mich., 10-30-99
	145	Ray Glinsky (4)	at Wooster, 10-19-63
31.	144	Domenik Hixon (8)	vs. Northern Illinois, 12-1-05
32.	143	David Harvey (6)	vs. Buffalo, 11-9-06
	143	Lavel Bailey (7)	at Navy, 10-23-99
34.	142	Nick Sparks (7)	at Miami (Ohio), 10-4-03
35.	141	Eddie Alford (9)	vs. Eastern Michigan, 9-2-95
36.	138	Domenik Hixon (10)	vs. Central Michigan, 10-1-05
37.	137	Keith Sconiers (7)	vs. Cincinnati, 9-17-11
	137	Jabari Arthur (8)	at Central Michigan, 9-16-06
	137	Nick Sparks (8)	at Central Michigan, 11-8-03
	137	Kenny Chapman (6)	vs. Kent State, 9-11-93
41.	136	Jake Schifino (4)	vs. Buffalo, 11-11-00
	136	Leonard Thomas (9)	at Northern Illinois, 9-3-88
	136	Willie Davis (6)	at Bowling Green, 9-28-85
	136	Ron Fuller (9)	at Marshall, 10-20-76
45.	135	Eddie Alford (11)	at Western Michigan, 10-7-95
46.	134	Jerome Lane (9)	vs. Appalachian State, 9-24-16
	134	JoJo Natson (7)	at Marshall, 9-17-16
	134	Rick Bailey (5)	at Youngstown State, 9-4-82
	134	Glenn Evans (8)	vs. Temple, 10-18-75
50.	133	David Harvey (5)	at Central Michigan, 9-16-06
	133	Jeff Blakely (3)	at Temple, 10-23-93
52.	132	Kwadarrius Smith (3)	vs. Ohio, 11-14-17
53.	131	Matt Cherry (8)	at Buffalo, 9-27-03
	131	Lavel Bailey (6)	vs. Central Florida, 9-16-00
55.	130	Wayne Sovlansky (6)	vs. Butler, 9-19-70
56.	129	<b>Andre Williams (8)</b>	<b>vs. Northern Illinois, 11-1-18</b>
	129	Jabari Arthur (8)	vs. Ohio, 11-7-07
	129	Harold Robinson (3)	at Rutgers, 10-27-90
59.	128	David Harvey (3)	at North Carolina St., 9-9-06
60.	127	Brett Biggs (5)	vs. Miami (Ohio), 11-20-04
	127	Mac Thomas (8)	at Temple, 9-22-73
62.	126	Jeremy LaFrance (8)	vs. Kent State, 11-7-09
	126	Jim Lupori (13)	at Muskingum, 10-29-60
64.	125	L.T. Smith (5)	at Michigan, 9-14-13
	125	Jabari Arthur (11)	vs. Army, 9-1-07
	125	Jason Montgomery (7)	vs. Miami (Ohio), 11-20-04
	125	John Verdon (5)	vs. Denison, 10-23-54
68.	124	Lavel Bailey (8)	vs. Eastern Mich., 11-14-98
	124	Kenny Chapman (3)	vs. Eastern Michigan, 11-6-93
70.	123	Jake Schifino (3)	vs. Miami (Ohio), 9-30-00
	123	Kenny Chapman (7)	at Western Michigan, 9-18-93
	123	Joe Richardson (3)	at Ohio Wesleyan, 10-6-62
73.	122	Lavel Bailey (5)	at Eastern Michigan, 9-25-99
	122	Devon Scott (5)	vs. Bowling Green, 11-2-96
	122	Dan Ruff (6)	at Indiana State, 11-2-74
76.	121	Lavern Bass (6)	vs. Temple, 11-7-92
77.	120	Bob Smith (7)	at Western Michigan, 9-5-87
78.	119	Jalil Carter (7)	vs. Miami (Ohio), 11-17-10
	119	Jack Beidleman (5)	vs. Youngstown St., 11-8-69
80.	118	Imani Davis (7)	vs. Buffalo, 11-21-15
	118	Andrew Pratt (3)	vs. James Madison, 9-7-13
	118	Jabari Arthur (7)	at Indiana, 9-15-07
	118	Domenik Hixon (9)	vs. Miami (Ohio), 11-20-04
	118	Jason Montgomery (10)	vs. MTSU, 9-11-04
85.	117	Zach D'Orazio (9)	at Ohio, 10-18-14
	117	L.T. Smith (10)	vs. Eastern Michigan, 10-4-14
	117	Deryn Bowser (8)	vs. Ball State, 9-13-08
88.	116	Domenik Hixon (7)	vs. MTSU, 9-11-04
	116	Tom Flaherty (7)	vs. Butler, 11-6-65
90.	115	<b>Kwadarrius Smith (4)</b>	<b>vs. Northern Illinois, 11-1-18</b>
	115	Jerome Lane (7)	at Marshall, 9-17-16
	115	Matt Cherry (8)	at Central Michigan, 11-8-03
	115	Miquel Irvin (6)	vs. Eastern Michigan, 9-23-03
	115	Joe Little (6)	at Youngstown State, 9-29-90
	115	Greg Thurman (3)	at Indiana State, 11-2-74
96.	114	Kwadarrius Smith (3)	vs. Toledo, 12-2-17
	114	Andre Jones (8)	at Bowling Green, 11-20-09
	114	Andre Jones (5)	at Eastern Mich., 10-18-08
	114	Willie Davis (9)	vs. Morehead State, 10-13-84
100.	113	Harold Robinson (5)	vs. Illinois State, 9-14-91
	113	Jack Beidleman (7)	vs. Eastern Michigan, 10-5-68
102.	112	Marquelo Suel (11)	vs. Central Michigan, 10-29-11
	112	Lavel Bailey (5)	vs. Bowling Green, 10-16-99
	112	Kenny Chapman (6)	vs. Youngstown St., 11-14-92
105.	111	Zach D'Orazio (4)	vs. Louisiana, 9-21-13
	111	Jabari Arthur (8)	vs. Central Mich., 11-23-07
	111	Lavel Bailey (5)	vs. Buffalo, 11-11-00
	111	Rick Bailey (3)	vs. Youngstown St., 11-5-83
	111	Bob Clayton (11)	at Temple, 9-22-73
110.	109	JoJo Natson (7)	at Ball State, 10-22-16
	109	Jalil Carter (5)	vs. Buffalo, 11-26-10
	109	Matt Cherry (7)	at Connecticut, 10-25-03
113.	108	Lavel Bailey (6)	at Bowling Green, 10-7-00
114.	107	Matt Cherry (5)	vs. Central Michigan, 9-14-02
	107	Harold Robinson (6)	at Central Michigan, 9-21-91
	107	Tom Adolph (8)	at Wittenberg, 11-14-59
117.	106	Willie Spencer (8)	at Marshall, 10-11-97
118.	105	Marquelo Suel (10)	vs. Massachusetts, 11-10-12
	105	Marquelo Suel (8)	vs. Miami (Ohio), 9-29-12
120.	104	Jerome Lane (4)	at Eastern Michigan, 10-10-15
	104	Domenik Hixon (6)	vs. Northern Illinois, 9-24-05
	104	Miquel Irvin (7)	at Eastern Mich., 10-05-02
123.	103	Kwadarrius Smith (4)	at Troy, 9-23-17
	103	Jeff Blakely (3)	vs. Kent State, 9-11-93
125.	102	Willie Spencer (5)	vs. Central Michigan, 10-4-97
126.	101	Jabari Arthur (4)	vs. Bowling Green, 11-4-06
	101	Miquel Irvin (10)	vs. Kent State, 8-28-03
128.	100	Andre Jones (5)	at Army, 9-20-08

# TOTAL OFFENSE RECORDS

## MOST PLAYS

Game	84 by Thomas Woodson (192 yards)	at Buffalo, 10-27-16
Season	581 by Luke Getsy (3,426 yards)	2005
Career	1,711 by Charlie Frye (11,478 yards)	2001-04

## PLAYS PER GAME

Season	45.9 by Dalton Williams (551, 12 games)	2012
	44.7 by Luke Getsy (581, 13 games)	2005
	44.3 by Charlie Frye (532, 12 games)	2003
Career	40.8 by Luke Getsy (1,019, 25 games)	2005-06
	37.1 by Charlie Frye (1,711, 46 games)	2001-04
	37.0 by Mike Johnson (814, 22 games)	1988-89

## YARDS GAINED

Quarter	239 by Luke Getsy (4th, 15 rushing, 224 passing)	vs. Northern Illinois, 12-1-05
	231 by Luke Getsy (4th, 1 rushing, 231 passing)	vs. Memphis, 12-26-05
	192 by Charlie Frye (2nd, 6 rushing, 186 passing)	at Central Michigan, 11-8-03
	186 by Eric Schoch (4th, 0 rushing, 186 passing)	at Temple, 9-8-73
Half	338 by Luke Getsy (2nd, 1 rushing, 337 passing)	vs. Memphis, 12-26-05
	287 by Luke Getsy (2nd, 2 rushing, 285 passing)	vs. Northern Illinois, 12-1-05
	278 by Charlie Frye (1st, 15 rushing, 263 passing)	at Central Michigan, 11-8-03
	273 by Chris Jacquemain (1st, 1 rushing, 272 passing)	at Western Michigan, 10-6-07
	268 by Charlie Frye (1st, -4 rushing, 272 passing)	vs. Miami (Ohio), 11-20-04
Game	460 by Charlie Frye (44 rushing 416 passing)	at Central Michigan, 11-8-03
Season	3,837 by Charlie Frye (288 rushing 3,549 passing)	2003
Career	11,478 by Charlie Frye (429 rushing, 11,049 passing)	2001-04

## YARDS GAINED PER GAME

Season	319.8 by Charlie Frye (3,837 in 12 games)	2003
	271.8 by Dalton Williams (3,262 in 12 games)	2012
	264.1 by Thomas Woodson (2,113 in 8 games)	2016
Career	249.5 by Charlie Frye (11,478 in 46 games)	2001-04

## YARDS GAINED IN CONSECUTIVE GAMES

2 Games	858 by Luke Getsy (420 vs. Northern Illinois, 438 vs. Memphis)	2005
	786 by Charlie Frye (460 at Central Michigan, 326 vs. Ohio)	2003
3 Games	1,170 by Charlie Frye (384 vs. UCF, 460 at Central Michigan, 326 vs. Ohio)	2003
4 Games	1,449 by Charlie Frye (279 at Miami (Ohio), 384 vs. UCF, 460 at Central Mich., 326 vs. Ohio)	2003

## TD RESPONSIBILITY (BY RUSHING AND PASSING)

Game	6 by Thomas Woodson (all passing)	vs. VMI, 9-3-16
	5 by Dalton Williams (all passing)	vs. Florida Int., 9-8-12
	5 by Luke Getsy (all passing)	vs. Northern Illinois, 9-24-05
	5 by Bobby Hendry (all rushing)	vs. Eastern Mich., 11-24-01
	5 by Terry Cameron (all rushing)	vs. Northern Iowa, 11-18-78
Season	29 by Charlie Frye (rushed 7, passed 22)	2003
Career	83 by Charlie Frye (rushed 19, passed 64)	2001-04

## YEAR-BY-YEAR LEADERS

Year	Player, Position	Plays	Pass	Rush	Yards
2018	Kato Nelson, QB	473	2,329	303	2,632
2017	Thomas Woodson, QB	321	1,777	(-25)	1,752
2016	Thomas Woodson, QB	284	2,079	34	2,113
2015	Thomas Woodson, QB	443	2,202	600	2,802
2014	Kyle Pohl, QB	429	2,189	18	2,207
2013	Kyle Pohl, QB	474	2,438	96	2,534
2012	Dalton Williams, QB	551	3,387	-125	3,262
2011	Clayton Moore, QB	400	1,655	132	1,787
2010	Patrick Nicely, QB	397	1,753	-125	1,628
2009	Patrick Nicely, QB	264	1,349	46	1,395
2008	Chris Jacquemain, QB	454	2,748	46	2,794
2007	Chris Jacquemain, QB	323	1,623	-44	1,579
2006	Luke Getsy, QB	438	2,662	-142	2,520
2005	Luke Getsy, QB	581	3,455	-29	3,426
2004	Charlie Frye, QB	446	2,623	-6	2,617
2003	Charlie Frye, QB	532	3,549	288	3,837
2002	Charlie Frye, QB	482	2,824	125	2,949
2001	Charlie Frye, QB	351	2,053	22	2,075
2000	James Washington, QB	335	2,319	99	2,418
1999	James Washington, QB	322	1,896	40	1,936
1998	James Washington, QB	386	1,958	114	2,072
1997	Greg Lomax, RB	127	0	835	835
1996	Yasin Reeder, RB	168	0	781	781
1995	Mike Junko, QB	188	864	-89	775
1994	Brian Magrell, QB	98	548	65	613
1993	Marcel Weems, QB	316	1,157	298	1,455
1992	Marcel Weems, QB	382	1,383	754	2,137
1991	Jeff Sweitzer, QB	326	1,599	420	2,019
1990	Jeff Sweitzer, QB	255	1,133	322	1,455
1989	Mike Johnson, QB	412	1,819	398	2,217
1988	Mike Johnson, QB	402	2,170	262	2,432
1987	Andy Kubik, QB	370	1,675	20	1,695
1986	Mike Clark, RB	245	0	1,786	1,786
1985	Vernon Stewart, QB	289	1,413	312	1,725
1984	Vernon Stewart, QB	266	1,233	128	1,361
1983	James Black, RB	351	0	1,568	1,568
1982	James Black, RB	306	0	1,188	1,188
1981	Dennis Brumfield, RB	273	0	1,041	1,041
1980	Dennis Brumfield, RB	254	0	1,000	1,000
1979	Paul Winters, RB	318	0	1,298	1,298
1978	Paul Winters, RB	177	0	806	806
1977	Rick Beeman, QB	168	563	-12	551
1976	Marty Bezbatchenko, QB	200	872	172	1,044
1975	Tom Kot, QB	205	965	12	977
1974	Tom Kot, QB	210	1,039	94	1,133
1973	Eric Schoch, QB	297	1,316	468	1,784
1972	Eric Schoch, QB	286	956	361	1,317
1971	Eric Schoch, QB	177	665	405	1,070
1970	Mic Hutton, QB	224	1,058	185	1,243
1969	Mic Hutton, QB	231	1,491	-57	1,434
1968	Don Zwislser, QB	310	2,012	137	2,149
1967	Don Zwislser, QB	238	867	14	881
1966	Ron Tyson, RB	215	0	926	926
1965	Mike Martin, QB	264	1,182	92	1,274
1964	Mike Martin, QB	108	410	34	444
1963	John Lahoski, RB	159	0	766	766
1962	Joe Mackey, QB	107	491	747	738
1961	Joe Mackey, QB	172	607	371	978
1960	Marco Burnette, QB	196	-19	599	580
1959	John Stone, QB	251	1,196	-47	1,149
1958	Art Bailey, RB	158	12	650	662
1957	Art Bailey, RB	133	0	651	651
1956	Tom Boggs, QB	143	810	-36	774
1955	Ben Kimbrough, HB	78	0	792	792
1954	Marion Rossi, QB	59	836	-1	835

RECORDS

CAREER TOTAL YARDS LEADERS

Player, Position	G	Plays	Pass	Rush	Tot Yds	YPG
1. Charlie Frye, QB (2001-04)	46	1,711	11,049	429	11,478	249.5
2. Thomas Woodson, QB (2014-17)	39	1,223	6,864	740	7,604	194.9
3. James Washington, QB (97-2000)	43	1,192	6,699	325	7,024	163.3
4. Luke Getsy, QB (2005-06)	25	1,019	6,117	-171	5,946	263.5
5. Kyle Pohl, QB (2012-15)	31	1,004	5,128	141	5,269	169.9
6. Vernon Stewart, QB (1983-86)	36	851	3,945	790	4,735	131.5
7. Mike Johnson, QB (1988-89)	22	814	3,989	660	4,649	211.3
8. Chris Jacquemain, QB (2007-09)	23	597	4,371	2	4,373	190.1
9. Mike Clark, TB (1984-86)	32	804	0	4,257	4,257	133.0
10. Eric Schoch, QB (1971-73)	30	760	2,937	1,234	4,171	139.0
11. Marcel Weems, QB (1991-93)	27	741	2,736	1,130	3,866	143.2
<b>12. Kato Nelson (2017-present)</b>	<b>21</b>	<b>708</b>	<b>3,318</b>	<b>501</b>	<b>3,819</b>	<b>181.9</b>
13. Don Zwislser, QB (1965-68)	27	690	3,297	268	3,565	132.0
14. Mic Hutton, QB (1969-71)	29	629	3,142	352	3,494	120.5
15. Jeff Sweitzer, QB (1988-91)	27	586	2,744	742	3,486	129.1
16. Jawon Chisholm, RB (2011-14)	46	706	8	3,403	3,411	74.1
17. Patrick Nicely, QB (2009-11)	29	700	3,358	-89	3,269	112.7
18. Dalton Williams, QB (2012)	12	551	3,387	-125	3,262	271.8
19. James Black, TB (1980-83)	31	731	0	3,054	3,054	98.5
20. Jack Beidleman, HB (1967-70)	38	561	0	3,032	3,032	79.8
21. Brandon Payne, RB (1999-02)	39	626	0	2,861	2,861	73.4
22. Bobby Hendry, RB (2000-03)	41	603	0	2,847	2,847	69.4
Billy Mills, HB (1973-76)	42	642	0	2,847	2,847	67.8
24. Paul Winters, HB (1977-79)	29	594	0	2,613	2,613	90.1
25. Dennis Kennedy, RB (2005-08)	46	562	86	2,522	2,608	56.7
26. Dennis Brumfield, TB (1979-81)	31	625	0	2,314	2,314	74.6
27. John Stone, QB (1956-59)	30	458	2,270	-85	2,185	72.8
28. Tom Kot, QB (1974-75)	21	415	2,004	106	2,110	100.5
29. Brett Biggs, RB (2004-05)	24	469	0	2,101	2,101	87.5
30. Joe Mackey, QB (1960-62)	16	363	1,473	572	2,045	127.8

SEASON TOTAL YARDS

Player, Position	G	Plays	Pass	Rush	Tot Yds	YPG
1. Charlie Frye, QB (2003)	12	532	3,549	288	3,837	319.8
2. Luke Getsy, QB (2005)	13	581	3,455	-29	3,426	263.5
3. Dalton Williams, QB (2012)	12	551	3,387	-125	3,262	271.8
4. Charlie Frye, QB (2002)	12	482	2,824	125	2,949	245.8
5. Thomas Woodson, QB (2015)	13	443	2,202	600	2,802	215.5
6. Chris Jacquemain, QB (2008)	12	454	2,748	46	2,794	232.8
<b>7. Kato Nelson, QB (2018)</b>	<b>11</b>	<b>473</b>	<b>2,329</b>	<b>303</b>	<b>2,632</b>	<b>239.3</b>
8. Charlie Frye, QB (2004)	11	446	2,623	-6	2,617	237.9
9. Kyle Pohl, QB (2013)	12	474	2,483	96	2,534	211.2
10. Luke Getsy, QB (2006)	12	438	2,662	-142	2,520	210.0
11. Mike Johnson, QB (1988)	11	402	2,170	262	2,432	221.1
12. James Washington, QB (2000)	11	335	2,319	99	2,418	219.8
13. Mike Johnson, QB (1989)	11	412	1,819	398	2,217	201.5
14. Kyle Pohl, QB (2014)	10	429	2,189	18	2,207	220.7
15. Don Zwislser, QB (1968)	10	310	2,012	137	2,149	214.9
16. Marcel Weems, QB (1992)	11	382	1,383	754	2,137	194.3
17. Thomas Woodson, QB (2016)	8	284	2,079	34	2,113	264.1
18. Charlie Frye, QB (2001)	11	351	2,053	22	2,075	188.6
19. James Washington, QB (1998)	11	386	1,958	114	2,072	188.4
20. Jeff Sweitzer, QB (1991)	11	326	1,599	420	2,019	183.5
21. James Washington, QB (1999)	11	322	1,896	40	1,936	176.0
22. Clayton Moore, QB (2011)	12	400	1,655	132	1,787	148.9
23. Mike Clark, TB (1986)	11	245	0	1,786	1,786	162.4
24. Eric Schoch, QB (1973)	11	297	1,316	468	1,784	162.2
25. Thomas Woodson, QB (2017)	10	321	1,777	-25	1,752	175.2

TOP SINGLE-GAME PERFORMANCES

Yards	Player (passing+rushing)	Opponent
1. 460	Charlie Frye (44 plays, 416+44)	at Central Mich., 11-8-03
2. 446	Dalton Williams (42 plays, 446+0)	vs. Miami (Ohio), 9-29-12
446	Dalton Williams (48 plays, 446+0)	vs. Morgan St., 9-15-12
4. 438	Luke Getsy (64 plays, 455+-17)	vs. Memphis, 12-26-05
5. 420	Thomas Woodson (57 plays, 407+13)	vs. VMI, 9-3-16
420	Luke Getsy (58 plays, 413+7)	vs. Northern Ill., 12-1-05
7. 415	Charlie Frye (57 plays, 399+16)	vs. MTSU, 9-11-04
8. 414	Charlie Frye (46 plays, 407+7)	vs. Kent State, 8-28-03
9. 406	Luke Getsy (39 plays, 406+0)	vs. Northern Ill., 9-24-05
10. 402	Chris Jacquemain (49 plays, 389+13)	at Western Mich., 10-6-07
11. 396	Charlie Frye (56 plays, 436-40)	vs. Miami (Ohio), 11-20-04
12. 384	Charlie Frye (39 plays, 307+77)	vs. Central Fla., 10-18-03
13. 377	Thomas Woodson (50 plays, 379-2)	at Marshall, 9-17-16
377	Brian Magrell (46 plays, 347+30)	at Ball State, 11-12-94
15. 374	Charlie Frye (37 plays, 344+30)	at Eastern Mich., 10-5-02
<b>16. 371</b>	<b>Kato Nelson (62 plays, 356 + 15)</b>	<b>at Ohio, 11-23-18</b>
17. 364	Kyle Pohl (48 plays, 321+43)	vs. Louisiana, 9-21-13
364	Charlie Frye (30 plays, 362+2)	at Buffalo, 9-27-03
19. 361	Luke Getsy (50 plays, 375-14)	at Central Mich., 9-16-06
20. 359	Thomas Woodson (71 plays, 338+21)	at Central State, 10-22-16
359	Thomas Woodson (69 plays, 353+16)	vs. Appalachian State, 9-24-16
359	Charlie Frye (59 plays, 322+37)	vs. Marshall, 11-5-04
23. 356	Kyle Pohl (62 plays, 308+48)	vs. Howard, 8-218-14
24. 352	Charlie Frye (38 plays, 372-20)	at Wisconsin, 9-6-03
25. 345	Charlie Frye (42 plays, 348-3)	vs. Miami (Ohio), 9-28-02
26. 341	Charlie Frye (31 plays, 303+38)	vs. Eastern Mich., 9-13-03
27. 340	Mike Johnson (55 plays, 318+12)	at Eastern Ill., 10-14-89
28. 333	James Washington (34 plays, 324+9)	vs. Northern Ill., 10-14-00
29. 331	Thomas Woodson (71 plays, 238+93)	at Louisiana, 9-26-15
30. 329	Dalton Williams (51 plays, 329+0)	at Central Mich., 10-27-12
329	Luke Getsy (48 plays, 319+10)	at MTSU, 9-17-05

MOST PLAYS SINGLE GAME

1. 84	Thomas Woodson	at Buffalo, 10-27-16
<b>2. 79</b>	<b>Kato Nelson</b>	<b>at South Carolina, 12-1-18</b>
<b>3. 74</b>	<b>Kato Nelson</b>	<b>at Kent State, 10-20-18</b>
4. 73	Thomas Woodson	vs. Ohio, 10-3-15
5. 66	Kato Nelson	vs. Ohio, 11-14-17
6. 65	Kyle Pohl	vs. Bowling Green, 11-4-14
7. 64	Luke Getsy	vs. Memphis, 12-26-05
8. 63	Kyle Pohl	at Northern Ill., 10-12-13
9. 62	Kyle Pohl	vs. Howard, 8-28-14
10. 61	Thomas Woodson	vs. Central Michigan, 10-31-15
61	Luke Getsy	vs. Central Mich., 10-1-05
12. 59	Charlie Frye	vs. Marshall, 11-5-04
59	Charlie Frye	vs. Miami (Ohio), 9-28-02
14. 58	Dalton Williams	at Florida Int., 9-8-12
58	Luke Getsy	vs. Northern Illinois, 12-1-05
58	Charlie Frye	vs. Virginia, 9-21-02
17. 57	Thomas Woodson	vs. VMI, 9-3-16
57	Dalton Williams	vs. Bowling Green, 10-6-12
57	Charlie Frye	vs. MTSU, 9-11-05
20. 56	Dalton Williams	at Ohio, 10-13-12
56	Charlie Frye	vs. Miami (Ohio), 11-20-04
56	Charlie Frye	at Wisconsin, 9-6-03
56	Charlie Frye	vs. Kent State, 8-28-03
24. 55	Carlton Jackson	at Bowling Green, 11-2-07
55	Charlie Frye	at Central Florida, 10-26-02
55	Mike Johnson	at Eastern Illinois, 10-14-89

RECORDS

# PUNT RETURN & KICK RETURN RECORDS

RECORDS



**JoJo Natson**

## LONGEST PUNT RETURNS

85	Domenik Hixon	vs. Ball State, 10-23-04
80	Frank Zazula (15) and Dick Miller (65)	at Toledo, 10-16-37
79	JoJo Natson	at Buffalo, 10-27-16
76	Matt Cherry	vs. Cal Poly, 10-11-03
75	Pat Coughenour (1)/Mike Hatch (74)	vs. Western Ill., 9-25-71

## MOST YARDS ON PUNT RETURNS

Game	133 by Jeff Sweitzer (4 att)	vs. Northern Arizona, 11-4-89
Season	305 by Matt Cherry (23 att)	2003
Career	535 by Pat Snow (75 returns)	1978-81

## HIGHEST AVERAGE GAIN PER RETURN

Game (Min. 3)	39.0 by Domenik Hixon (3 for 117)	vs. Ball State, 10-23-04
	33.2 by Jeff Sweitzer (4 for 133)	vs. Northern Arizona, 11-4-89
Season (Min. 10)	17.2 by Domenik Hixon (16 for 275)	2004
	16.3 by JoJo Natson (16 for 261)	2016
	16.3 by Matt Cherry (10 for 163)	2001
	16.3 by Jeff Sweitzer (10 for 163)	1989
Career (Min. 30)	13.3 by Matt Cherry (39 for 520)	2000-03

## MOST PUNT RETURNS

Game	9 by Jeff Sweitzer (105 yds)	vs. New Mexico St., 11-5-88
Season	34 by Brian Moran (275 yards)	1985
Career	75 by Pat Snow (535 yards)	1978-81

## MOST PUNT RETURNS FOR TOUCHDOWNS

Game	2 by Jeff Sweitzer	vs. Northern Arizona, 11-4-89
Season	2 by JoJo Natson	2016
	2 by Matt Cherry	2003
	2 by Jeff Sweitzer	1989
Career	3 by Matt Cherry	2000-03
	3 by Jeff Sweitzer	1988-91

## LONGEST PUNT RETURN FOR A TOUCHDOWN

85	Domenik Hixon	vs. Ball State, 10-23-04
80	Frank Zazula (15)/Dick Miller (65)	at Toledo, 10-16-37
79	JoJo Natson	at Buffalo, 10-27-16

## LONGEST KICKOFF RETURN

100	Jamie Goodwin	at Connecticut, 10-25-03
100	Ron Brant	at Youngstown State, 9-4-82
100	Hayes Jenkins	at Ohio Wesleyan, 1924

## LONGEST RETURN OFF FREE KICK

89	Alphonso Owen (11)/Andre Jones (78)	at Western Mich., 10-06-07
----	-------------------------------------	----------------------------

## YARDS ON KICKOFF RETURNS

Game	180 by Matt Carter (8 att)	at Marshall, 10-27-01
	166 by Jeff Blakely (8 att)	vs. Central Mich., 10-15-94
Season	867 by Matt Carter (36 att)	2002
	853 by Jamie Goodwin (37 att)	2003
	798 by Dashan Miller (31 att)	2009
	705 by Domenik Hixon (30 att)	2005
	704 by Jalil Carter (34 att)	2010
Career	1,366 by Matt Carter (59 att)	2001-02
	1,279 by Bryan Williams (42 att)	2007-08
	1,232 by Jimmie Gray (60 att)	1998-02
	1,171 by Domenik Hixon (49 att)	2004-05
	1,114 by Dashan Miller (44 att)	2008-09

## HIGHEST AVERAGE GAIN PER KICKOFF RETURN

Game (Min. 2)	78.5 by David Harvey (2 for 157)	vs. North Texas, 9-23-06
	58.5 by Bryan Williams (2 for 117)	vs. Kent State, 9-22-07
Season (Min. 10)	31.9 by Bryan Williams (21 for 670)	2007
	30.0 by David Harvey (17 for 510)	2006
Career (Min. 20)	26.2 by Jim Braccio (21 for 548)	1964-66
Career (Min. 30)	30.5 by Bryan Williams (42 for 1,279)	2007-08*
	25.3 by Dashan Miller (44 for 1,114)	2008-09
	24.0 by Domenik Hixon (48 for 1,154)	2002-05

\* - Ranks 7th all-time in NCAA history

## KICKOFF RETURNS

Game	8 by Matt Carter (180 yards)	at Marshall, 10-27-01
	8 by Jeff Blakely (166 yards)	vs. Central Mich., 10-15-94
Season	39 by Tyler Williams (694 yards)	2011
Career	59 by Matt Carter (1,366 yards)	2001-02

## TOUCHDOWNS ON KICKOFF RETURNS

Game	1 by multiple players	
	last: Dashan Miller - 98 yards	at Syracuse, 10-24-09
Season	2 by Dan Ruff	1967
Career	2 by Dan Ruff	1967-69
	2 by Jim Braccio	1964-66
	2 by Frank Zazula	1937-40

## YEAR-BY-YEAR ALL-PURPOSE YARDS

Year	Player	Yards	Rush	Rec.	Ret.
2018	Van Edwards, Jr.	690	558	105	27
2017	Van Edwards, Jr.	751	343	33	375
2016	JoJo Natson	1,166	6	837	323
2015	Conor Hundley	981	911	70	0
2014	L.T. Smith	916	0	489	427
2013	Jawon Chisholm	1,080	869	211	0
2012	Jawon Chisholm	1,284	953	310	21
2011	Jawon Chisholm	1,045	961	84	0
2010	Jalil Carter	1,144	28	412	704
2009	Dashan Miller	1,163	108	257	798
2008	Dennis Kennedy	1,635	1,321	314	0
2007	Bryan Williams	1,602	728	204	670
2006	David Harvey	1,439	7	914	518
2005	Domenik Hixon	2,139	24	1,210	905
2004	Domenik Hixon	1,606	0	882	724
2003	Matt Cherry	1,360	0	904	456
2002	Bobby Hendry	1,116	1,021	95	0
2001	Bobby Hendry	1,063	819	21	223
2000	Brandon Payne	1,434	1,062	211	161
1999	Brandon Payne	1,171	845	114	212
1998	Greg Lomax	1,026	861	155	10
1997	Greg Lomax	1,271	835	167	269
1996	Yasin Reeder	1,351	781	85	485
1995	Lew Lawhorn	1,196	57	442	697
1994	DeShawn Brown	843	588	255	0
1993	Kenny Chapman	682	0	636	46
1992	Darrien Gouch	1,341	579	192	570
1991	Tyrone Nelson	878	769	109	0
1990	Marcus Reliford	1,007	684	154	169
1989	Doug Lewis	969	763	182	24
1988	Doug Lewis	790	609	82	99
1987	Derek Alston	1,151	689	144	318
1986	Mike Clark	1,914	1,786	128	0
1985	Mike Clark	1,411	1,299	112	0
1984	Mike Clark	1,190	1,172	18	0
1983	James Black	1,568	1,568	0	0
1982	James Black	1,184	1,188	-4	0
1981	Dennis Brumfield	1,041	1,041	0	0
1980	Dennis Brumfield	1,025	1,000	25	0
1979	Paul Winters	1,313	1,298	15	0
1978	Terry Cameron	1,021	456	380	185
1977	Mark Hovanec	547	535	12	0
1976	Billy Mills	664	659	5	0
1975	Billy Mills	841	830	11	0
1974	Billy Mills	861	662	0	199
1973	Mac Thomas	1,157	26	713	418
1972	Mac Thomas	817	0	428	389
1971	Calvin Pierce	1,174	803	125	246
1970	Jack Beidleman	1,415	758	265	392
1969	Jack Beidleman	1,959	1,050	562	347
1968	Dan Ruff	1,393	-4	1041	356
1967	Jack Beidleman	667	425	162	80
1966	Ron Tyson	993	926	56	11
1965	Jim Morrison	545	332	120	93
1964	Jim Braccio	616	180	10	426

## CAREER ALL-PURPOSE YARDS LEADERS

	Player	Yards	Rush	Rec.	Ret.
1.	Jack Beidleman (1967-70)	5,377	3,032	1,414	931
2.	Mike Clark (1984-86)	4,515	4,257	258	0
3.	Brandon Payne (1999-02)	3,987	2,861	780	346
4.	Domenik Hixon (2002-05)	3,745	24	2,092	1,629
5.	Bobby Hendry (2000-03)	3,396	2,847	326	223
6.	Dan Ruff (1967-70)	3,391	0	2,531	860
7.	Dennis Kennedy (2004-08)	3,345	2,522	745	78
8.	Billy Mills (1973-76)	3,067	2,816	39	212
9.	Brett Biggs (2004-05)	3,057	2,101	956	0
10.	James Black (1980-83)	3,050	3,054	-4	0

## SEASON ALL-PURPOSE YARDS LEADERS

	Player	Yards	Rush	Rec.	Ret.
1.	Domenik Hixon (2005)	2,139	24	1,210	905
2.	Jack Beidleman (1969)	1,959	1,050	562	347
3.	Mike Clark (1986)	1,914	1,786	128	0
4.	Brett Biggs (2005)	1,765	1,230	535	0
5.	Dennis Kennedy (2008)	1,635	1,321	314	0
6.	Domenik Hixon (2004)	1,606	0	882	724
7.	Bryan Williams (2007)	1,602	728	204	670
8.	James Black (1983)	1,568	1,568	0	0
9.	Brett Biggs (2004)	1,462	871	421	170
10.	David Harvey (2006)	1,439	7	914	518
11.	Brandon Payne (2000)	1,434	1,062	211	161
12.	Jack Beidleman (1970)	1,415	758	265	392
13.	Mike Clark (1985)	1,411	1,299	112	0
14.	Dan Ruff (1968)	1,393	-4	1,041	356
15.	Matt Cherry (2003)	1,360	0	904	456

## TOP SINGLE GAME PERFORMANCES (RUSHING, RECEIVING, RETURN YARDS)

1.	362	Jack Beidleman (178, 119, 65)	vs. Youngstown St., 11-8-69
2.	309	Brett Biggs (195, 86, 28)	vs. Ball State, 10-23-04
3.	295	James Black (295, 0, 0)	at Austin Peay, 11-19-83
4.	292	Dennis Kennedy (277, 15, 0)	at Eastern Mich., 10-18-08
5.	273	Domenik Hixon (0, 138, 129)	vs. Eastern Mich., 10-1-05
6.	267	Mike Clark (255, 12, 0)	vs. Central Florida, 9-27-86
7.	266	Mike Clark (220, 46, 0)	at Youngstown St., 11-21-86
8.	263	Dennis Kennedy (141, 21, 0)	vs. Buffalo, 11-13-08
9.	262	Harold Robinson (0, 184, 78)	at Temple, 11-23-91
10.	259	Greg Lomax (174, 85, 0)	at Central Mich., 10-31-98
	259	Mike Clark (186, 73, 0)	at Western Ky., 10-5-85

ULYSEES GILBERT III

DOMENIK HIXON

JAKE SCHIFINO

DWIGHT SMITH

# KICKING RECORDS

## MOST EXTRA POINTS

Game	9 by Robert Stein	vs. Morgan State, 9-15-12
	8 by Tom O'Leary	at Marshall, 9-17-16
	8 by Jason Swiger	vs. Howard, 9-20-03
	8 by Zac Derr	vs. Eastern Mich., 11-24-01
	7 by Robert Stein	vs. Miami (Ohio), 9-29-12
	7 by Billy Sullivan	vs. Liberty, 10-12-02
	7 by Zac Derr	vs. Bowling Green, 10-16-99
	7 by Bob Dombroski	vs. Northern Arizona, 11-4-89
	7 by Tom Budziszewski	vs. Northern Mich., 10-14-72
	7 by Tom Budziszewski	at Indiana (Pa.), 11-14-70
	7 by John Harrison	vs. Youngstown St., 11-8-69
	7 by John Harrison	vs. Ball State, 10-4-69
	7 by John Harrison	at Butler, 9-13-69

Season	49 by Jason Swiger (50 attempts)	2003
	40 by Billy Sullivan (43 attempts)	2002

Career	130 by Robert Stein (134 attempts)	2012-15
--------	------------------------------------	---------

## MOST POINTS SCORED (KICK) - SINGLE GAME

17	Jason Swiger	vs. Howard, 9-20-03
17	Zac Derr	vs. Eastern Mich., 11-24-01
17	Daron Alcorn	vs. Temple, 11-7-92

## FIELD GOALS - SINGLE GAME

Attempts	6 by Daron Alcorn (made 5)	vs. Temple, 11-7-92
----------	----------------------------	---------------------

Made	5 by Daron Alcorn	vs. Temple, 11-7-92
	5 by Russ Klaus	at Bowling Green, 9-28-85
	5 by Andy Graham	at Eastern Illinois, 11-17-79

Pct. (Min. 5 atts.)	1.000 (5 of 5) by Russ Klaus	at Bowling Green, 9-28-85
---------------------	------------------------------	---------------------------

## LONGEST FIELD GOALS

1.	56	Daron Alcorn	vs. Toledo, 9-12-92
2.	54	Bob Dombroski	at Youngstown State, 10-1-88
3.	53	Jason Swiger	at Connecticut, 10-25-03
	53	Daron Alcorn	at Virginia Tech, 9-2-89
	53	Andy Graham	at Middle Tennessee, 11-15-80
6.	52	Zac Derr	at Miami (Ohio), 10-13-01
	52	Russ Klaus	vs. Eastern Michigan, 9-21-85
	52	Dennis Heckman	vs. Murray State, 10-22-83
	52	Dennis Heckman	at Middle Tennessee, 10-2-82

10.	51	Robert Stein	vs. Ball State, 10-26-13
	51	Igor Iveljic	at Western Michigan, 10-6-07
	51	Daron Alcorn	vs. Louisiana Tech, 10-7-89
	51	Bob Dombroski	vs. Temple, 9-26-87
	51	Bob Dombroski	vs. Youngstown State, 11-22-86
	51	Russ Klaus	vs. Eastern Michigan, 9-21-85
	51	Brian Ellis	at Ball State, 9-28-74
	51	Brian Ellis	at Western Illinois, 11-10-73

## SEASON FIELD GOAL PERCENTAGE

91.7 (11-12)	by Bob Dombroski	1989
--------------	------------------	------

## CONSECUTIVE FIELD GOALS MADE

12	Bob Dombroski	1988-89
12	Andy Graham	1979-80

## CONSECUTIVE EXTRA POINTS MADE

Season	48 by Jason Swiger	2003
Career	51 by Robert Stein	2012-13



**Robert Stein**

## KICK SCORING - CAREER

	Player	XP	FG	Pts
1.	Robert Stein (2012-15)	130-134	46-66	268
2.	Zac Derr (1998-01)	125-132	47-64	266
3.	Bob Dombroski (1986-89)	100-104	51-69	253
4.	Jason Swiger (2003-05)	115-119	38-57	229
5.	Igor Iveljic (2007-2010)	86-93	42-60	212
6.	Daron Alcorn (1989-92)	64-68	45-76	199
7.	Dennis Heckman (1981-83)	55-58	35-57	160
8.	Jim Embick (1974-77)	69-78	28-63	153

## KICK SCORING - SEASON

	Player	XP	FG	Pts
1.	Igor Iveljic (2008)	38-40	18-28	92
2.	Jason Swiger (2003)	49-50	14-20	91
3.	Russ Klaus (1985)	26-26	19-29	83
4.	Robert Stein (2015)	36-38	15-22	81
5.	Jason Swiger (2005)	35-36	14-20	77
6.	Zac Derr (2001)	30-30	15-18	75
7.	Dennis Heckman (1983)	21-21	17-24	72
	Daron Alcorn (1992)	18-20	18-26	72
9.	Zac Derr (2000)	38-41	11-16	71
10.	<b>Nick Gasser (2018)</b>	<b>22-23</b>	<b>16-22</b>	<b>70</b>
	Igor Iveljic (2007)	25-26	15-18	70

## FIELD GOALS MADE - CAREER

	Player	Made	Att	Pct.
1.	Bob Dombroski (1986-89)	51	69	.739
2.	Zac Derr (1998-01)	47	64	.734
3.	Robert Stein (2012-15)	46	66	.697
4.	Daron Alcorn (1989-92)	45	76	.592
5.	Igor Iveljic (2007-2010)	42	60	.700
6.	Jason Swiger (2003-05)	38	57	.666
7.	Dennis Heckman (1981-83)	35	57	.614
8.	Andy Graham (1977-80)	31	50	.620

## FIELD GOALS MADE - SEASON

	Player	Made	Att	Pct.
1.	Russ Klaus (1985)	19	29	.655
2.	Igor Iveljic (2008)	18	28	.643
	Daron Alcorn (1992)	18	26	.692
4.	Dennis Heckman (1983)	17	24	.708
5.	<b>Nick Gasser (2018)</b>	<b>16</b>	<b>22</b>	<b>.727</b>
	Bob Dombroski (1988)	16	21	.762
	Andy Graham (1979)	16	21	.762
8.	Robert Stein (2015)	15	22	.682
	Igor Iveljic (2007)	15	18	.833

**LONGEST PUNT**

81	Jim Heyworth	vs. Northern Michigan, 10-12-74
77	Frank Zazula	vs. Toledo, 1937
76	Zack Campbell	at Syracuse, 10-24-09
74	Jonathan Eaton	vs. Western Michigan, 10-30-99

**MOST YARDS PUNTING**

Game	613 by Bill Rudison (13 punts)	at Virginia Tech, 9-2-89
Season	3,588 by Nick Gasser (85 punts)	2017
	3,276 by Zach Paul (79 punts)	2015
	3,061 by Zack Campbell (81 punts)	2010
	3,034 by Billy Sullivan (77 punts)	2005
Career	11,529 by Zach Paul (275 punts)	2012-15

**HIGHEST PUNTING AVERAGE**

<b>GAME</b>		
(Min. 5)	51.8 by Daron Alcorn (5 for 259)	vs. Cincinnati, 11-21-92
(Min. 10)	47.2 by Bill Rudison (13 for 613)	at Virginia Tech, 9-2-89
<b>SEASON</b>		
(Min. 40)	44.9 by Ray Dodge (42 for 1886)	1948
(Min. 50)	43.8 by Mike Hayes (53 for 2319)	1997
<b>CAREER</b>		
(Min. 150)	42.2 by Mike Hayes (182 for 7,688)	1994-98
(Min. 250)	41.9 by Zach Paul (275 for 11,529)	2012-15

**MOST PUNTS**

Game	14 by John Stec	at Ohio State, 9-8-07
	13 by Bill Rudison	at Virginia Tech, 9-2-89
Season	85 by Nick Gasser	2017
	81 by Zack Campbell	2010
	79 by Zach Paul	2015
	79 by Frank Zazula	1939
Career	275 by Zach Paul	2012-15



**Zach Paul**

**YEAR-BY-YEAR SCORING LEADERS**

Year	Player, Position	TD	FG	XP	Pts.
2018	Nick Gasser, PK	0	16	22	70
2017	Kwadarrus Smith, WR	7	0	0	42
2016	JoJo Natson, WR/KR	12	0	0	72
2015	Robert Stein, PK	0	15	36	81
2014	Robert Stein, PK	0	13	27	66
2013	Robert Stein, PK	0	9	29	56
2012	Robert Stein, PK	0	9	38	65
2011	A.J. Fox, PK	0	8	9	33
2010	Alex Allen, RB	8	0	0	48
2009	Branko Rogovic, PK	0	7	24	45
2008	Dennis Kennedy, RB	18	0	1	110
2007	Igor Iveljic, PK	0	25	15	70
2006	David Harvey, WR	10	0	0	62
2005	Brett Biggs, RB	14	0	0	84
2004	Brett Biggs, RB	12	0	0	72
2003	Jason Swiger, PK	0	14	49	91
2002	Billy Sullivan, PK	0	7	40	61
2001	Zac Derr, PK	0	15	30	75
2000	Brandon Payne, RB	16	0	0	96
1999	Brandon Payne, RB	14	0	2	86
1998	Greg Lomax, RB	13	0	2	80
1997	Greg Lomax, RB	9	0	0	54
1996	Yasin Reeder, RB	8	0	0	48
1995	Lew Lawhorn, WR	6	0	0	36
1994	Jozsef Jakab, PK	0	7	12	33
1993	Jozsef Jakab, PK	0	8	19	43
1992	Daron Alcorn, PK	0	18	18	72
1991	Daron Alcorn, PK	0	13	23	62
1990	Daron Alcorn, PK	0	9	23	50
1989	Bob Dombroski, PK	0	11	30	63
1988	Bob Dombroski, PK	0	16	19	67
1987	Bob Dombroski, PK	0	14	18	60
1986	Bob Dombroski, PK	0	10	33	63
1985	Russ Klaus, PK	0	19	26	83
1984	Russ Klaus, PK	0	11	23	56
1983	Dennis Heckman, PK	0	17	21	72
1982	Dennis Heckman, PK	0	11	21	54
1981	Dennis Brumfield, RB	7	0	0	42
1980	Andy Graham, PK	0	9	15	42
1979	Andy Graham, PK	0	16	18	66
1978	Dan Simon, FB	9	0	0	54
	Terry Cameron, RB	9	0	0	54
1977	Jim Embick, PK	0	6	28	46
1976	Jim Embick, PK	0	11	20	53
1975	Tom Wilhelm, FB	12	0	0	72
1974	Tom Wilhelm, FB	7	0	0	42
1973	Brian Ellis, PK	0	9	29	56
1972	Eric Schoch, QB	7	0	0	42
	Calvin Pierce, RB	7	0	0	42
1971	Tom Budziszewski, PK	0	7	22	43
1970	Jack Beidleman, RB	7	0	2	44
1969	Jack Beidleman, RB	16	0	2	98
1968	Dan Ruff, WR	11	0	0	66
1967	Tony Moro, FB	4	0	0	24
	Ron Lemon, RB	4	0	0	24
	Don Zwisler, QB	4	0	0	24
1966	Ron Tyson, FB	11	0	0	66
1965	Rich Thomas, RB	3	0	2	20
1964	Pete Toto, FB	7	0	2	44
1963	John Lahoski, FB	14	0	0	84
1962	Tom Adolph, E/PK	6	0	23	59
1961	George Deo, FB	13	0	0	78
1960	Tom Murphy, RB	3	0	0	18
1959	Frank Lomax, RB	7	0	0	42
1958	Art Bailey, RB	13	0	8	86
1957	Art Bailey, RB	9	0	0	54
1956	Dave Adolph, PK	1	1	23	32
1955	Tom Boggs, QB	4	0	16	40
1954	Buster Rizzo, RB	7	0	0	42

# SCORING RECORDS

RECORDS



**Robert Stein**

### CAREER SCORING LEADERS

Player	TD	FG	XP	Pts.
1. Robert Stein (2012-15)	0	46	130	268
2. Zac Derr (1998-2001)	0	47	125	266
3. Brandon Payne (1999-02)	43	0	2	260
4. Bob Dombroski (1986-89)	0	51	100	253
5. Jason Swiger (2002-05)	0	38	115	229
6. Jack Beidleman (1967-70)	36	0	10	226
7. Igor Iveljic (2007-10)	0	42	86	212
8. Daron Alcorn (1989-92)	0	45	64	199
9. Bobby Hendry (2000-03)	33	0	0	198
10. Dennis Kennedy (2005-08)	29	0	2	176
Dan Ruff (1967-70)	29	0	2	176
12. Art Bailey (1952-58)	27	0	8	170
13. Dennis Heckman (1981-83)	0	35	55	160
14. Brett Biggs (2004-05)	26	0	0	156
Tom Wilhelm (1972-75)	26	0	0	156
16. Jim Embick (1974-77)	0	28	69	153
17. Mike Clark (1984-85)	25	0	0	150
18. Andy Graham (1977-80)	0	31	54	147
19. Greg Lomax (1995-98)	23	0	2	140
20. Russ Klaus (1984-85)	0	30	49	139

### SEASON SCORING LEADERS

Player	TD	FG	XP	Pts.
1. Dennis Kennedy (2008)	18	0	1	110
2. Jack Beidleman (1969)	16	0	2	98
3. Brandon Payne (2000)	16	0	0	96
4. Jason Swiger (2003)	0	14	49	91
5. Igor Iveljic (2008)	0	18	38	92
6. Bobby Hendry (2003)	15	0	0	90
7. Brandon Payne (1999)	14	0	2	86
Art Bailey (1958)	13	0	8	86
9. Brett Biggs (2005)	14	0	0	84
John Lahoski (1963)	14	0	0	84
11. Russ Klaus (1985)	0	19	26	83
12. Robert Stein (2015)	0	15	36	81
13. Greg Lomax (1998)	13	0	2	80
14. Mike Clark (1985)	13	0	0	78
George Deo (1961)	13	0	0	78
Jason Swiger (2005)	0	14	35	77
17. Zac Derr (2001)	0	15	30	75
18. JoJo Natson (2016)	12	0	0	72
Brett Biggs (2004)	12	0	0	72
Daron Alcorn (1992)	0	18	18	72
Dennis Heckman (1983)	0	17	21	72
Tom Wilhelm (1975)	12	0	0	72

### MISCELLANEOUS SCORING RECORDS

#### Points Scored in a Game

30	Bobby Hendry	vs. Eastern Mich., 11-24-01
30	Terry Cameron	vs. Northern Iowa, 11-18-78
30	Art Bailey	at Denison, 1958

#### Touchdowns Scored in a Game


5	Terry Cameron	vs. Northern Iowa, 11-18-78
5	Bobby Hendry	vs. Eastern Michigan, 11-24-01

#### Most Touchdowns Scored by Two Players - Same Season

26	Jack Beidleman (16) and Dan Ruff (10)	1969
----	---------------------------------------	------

#### Most Points Scored by Two Players - Same Season

202	Dennis Kennedy (110) and Igor Iveljic (92)	2008
-----	--	------



**Zach Derr**

## TOTAL TACKLES

Game	35 by Brad Reese (10 solo/25 assists)	vs. Western Ky, 9-20-80
Season	221 by Brad Reese (106 solo/115 assists)	1980
Career	715 by Steve Cockerham (373 solo/342 assists)	1974-77
	710 by Brad Reese (352 solo/358 assists)	1978-81

## SOLO TACKLES

Game	21 by Joe Mazzaferro	vs. Kent State, 1952
Season	107 by Steve Cockerham	1975
Career	373 by Steve Cockerham	1974-77

## ASSISTED TACKLES

Game	25 by Brad Reese	vs. Western Ky., 9-20-80
Season	115 by Brad Reese	1980
Career	358 by Brad Reese	1978-81

## TACKLES FOR LOSS

Season	20.0 by Jatavis Brown	2015
Career	41.5 by Jatavis Brown	2011-15
	41.0 by Jason Taylor	1993-96
	38.5 by Brion Stokes	2004-07
	38.5 by Chase Blackburn	2001-04
	36.0 by Kevin Grant	2004-08

## SACKS

Season	12 by Jatvis Brown	2015
	10 by Jason Taylor	1996
	10 by Ken Williams	1993
Career	21 by Jason Taylor	1993-96

## YEAR-BY-YEAR TACKLE LEADERS

Year	Player, Position	Solo	Assists	Total
2018	John Lako, LB	73	53	126
2017	Ulysees Gilbert, LB	65	76	141
2016	Ulysees Gilbert, LB	65	57	122
2015	Jatavis Brown, LB	62	54	116
2014	Jatavis Brown, LB	64	35	99
2013	Jatavis Brown, LB	57	50	107
2012	Kurt Mangum, LB	48	62	110
2011	Brian Wagner, LB	56	91	147
2010	Brian Wagner, LB	65	65	130
2009	Brian Wagner, LB	72	60	132
2008	Kevin Grant, LB	50	35	85
2007	Brion Stokes, LB	60	30	90
2006	John Mackey, DB	52	36	88
2005	Jay Rohr, LB	75	46	121
2004	John Fuller, DB	46	49	95
2003	Domenik Hixon, DB	78	33	111
2002	Chase Blackburn, LB	61	35	96
2001	Ryan Myers, LB	58	19	77
2000	Rich Reliford, DB	66	14	80
1999	Jonathan Eaton, DB	54	29	83
1998	George Germany, DB	66	31	80
1997	Nate Boyd, LB	50	55	105
1996	Nate Boyd, LB	90	50	140
1995	Jason Taylor, DL	70	29	99
1994	Darwin Wilson, LB	50	45	95
1993	Phil Dunn, LB	98	76	174
1992	Phil Dunn, LB	99	102	201
1991	Phil Dunn, LB	81	93	174
1990	Brian Hilk, LB	71	104	175
1989	John Clark, LB	64	93	157
1988	Steve Englehart, LB	40	73	113
1987	Mike Rahach, LB	75.5	62	137.5
1986	Mike Rahach, LB	56	54	110
1985	Ed Grimsley, LB	75	89	164

1984	Jeff Lake, LB	75	96	171
1983	Jeff Lake, LB	78	85	163
1982	Jeff Lake, LB	77	71	148
1981	Brad Reese, LB	79	92	171
1980	Brad Reese, LB	106	115	221
1979	Brad Reese, LB	107	107	214
1978	Brad Reese, LB	60	44	104
1977	Steve Cockerham, LB	100	81	181
1976	Keith Luck, LB	66	86	152
1975	Steve Cockerham, LB	107	86	193
1974	Steve Cockerham, LB	77	87	164
1973	Dick Pitts, LB	75	62	137
1972	Dick Pitts, LB	65	55	120
1971	Denny Blake, LB	71	74	145

## YEAR-BY-YEAR TFL LEADERS

Year	Player	No.	Yards
2018	Jamal Davis II	16.0	72
2017	Ulysees Gilbert	15.5	48
2016	Ulysees Gilbert	11.5	57
2015	Jatavis Brown	20.0	115
2014	Jatavis Brown	14.5	69
2013	Cody Grice	7.5	25
	C.J. Mizell	7.5	33
	Albert Presley	7.5	43
2012	J.D. Griggs	11.0	34
2011	Brian Wagner	6.0	15
2010	Shawn Lemon	10.5	54
2009	Hazan Hazime	3.0	24
2008	Kevin Grant	8.5	41
	Mike Thomas	8.5	33
2007	Brion Stokes	14.5	69
2006	Brion Stokes	13.0	45
2005	Brian White	16.5	65
2004	Chase Blackburn	8.5	49
2003	Chase Blackburn	13.0	33
2002	Chase Blackburn	12.0	36
	Diontre Earl	12.0	20
2001	Brad Detwiler	12.0	58
	Chris Smith	12.0	37
2000	Dwayne LeFall	9.0	45
1999	Ron Smith	15.0	52
1998	Jeremy Maxa	12.0	70
1997	Nate Boyd	7.0	21
	Corey Christian	7.0	24
1996	Jason Taylor	18.0	72
1995	Jason Taylor	11.0	40
	Mack Warren	11.0	23
1994	Darwin Wilson	10.0	34
1993	Morris Casey	14.0	28
1992	Bruce Keys	16.0	39
1991	Wayne Anderson	5.0	18
1990	Brian Hilk	12.0	30
1989	Terry Mays	10.0	20
1988	Pierce Joiner	10.0	34
1987	Pierce Joiner	10.0	32
1986	Pierce Joiner	15.0	79
1985	Bill Hadden	19.0	96
1984	Steve Rafac	12.0	83
1983	Dave Arango	17.0	63
1982	Joe Meyers	11.0	27
1981	Scott Miller	16.0	62
1980	Jamie Warburton	11.0	44
1979	Dave Flegal	9.0	41
1978	Mike Holian	6.0	n/a
1977	Bob Wolf	8.0	n/a

# DEFENSE RECORDS

## YEAR-BY-YEAR SACK LEADERS

Year	Player	No.	Yards
2018	Jamal Davis II	5.5	37
2017	Ulysees Gilbert	5.0	22
2016	Ulysees Gilbert	4.0	36
2015	Jatavis Brown	12.0	90
2014	Nordly Capi/Jerome Lane	5.0	38/25
2013	Nico Caponi	6.5	31
2012	J.D. Griggs	6.0	26
2011	Oren Wilson	3.5	16
2010	Shawn Lemon	7.0	46
2009	Hasan Hazime/ Shawn Lemon	3.0	15
2008	Kevin Grant	4.0	26
2007	Brion Stokes	5.5	36
2006	Brion Stokes	5.5	26
2005	Jermaine Reid	7.0	30
2004	Jay Rohr/ Chase Blackburn	5.0	22/38
2003	Dwayne LeFall	6.5	37
2002	Josh Hill	4.0	21
2001	Marques Hayes	6.0	41
2000	Dwayne LeFall	4.5	21
1999	Ron Smith	5.5	31
1998	Jeremy Maxa	7.0	37
1997	Nate Boyd	2.5	14
1996	Jason Taylor	10.0	53
1995	Jason Taylor	5.0	34
1994	Jason Taylor	6.0	45
1993	Ken Williams	10.0	54
1992	Jerry Best	5.0	40
1991	Wayne Anderson/ Jerry Best	4.5	36/21
1990	Scott Brown	3.0	13
	Eric Drakes	3.0	14
	Terry Mays	3.0	29
1989	Curtis Williams	6.5	52
1988	Pierce Joiner	8.5	35

## MOST INTERCEPTIONS

Game	6 by Dick Miller	vs. Baldwin-Wallace, 1937
Season	13 by Dick Miller	1937
Career	18 by Gary Tyler	1985-87

## MOST YARDS ON INTERCEPTION RETURNS

Game	99 by Andre McCray	vs. Kent State, 10-10-98 (1 INT)
Season	208 by Dwight Smith	2000 (10 INTs)
Career	265 by Shawn Vincent	1988-90 (15 INTs)

## TOUCHDOWNS BY INTERCEPTION RETURN

Game	2 by Alvin Davis	at Northwestern, 9-15-18
	2 by Gary Tyler	vs. Tennessee Tech, 11-1-86
Season	2 by Dwight Smith	2000
	2 by Gary Tyler	1986
Career	3 by Dwight Smith	1997-2000



**Jason Taylor**

## LONGEST INTERCEPTION RETURN

	Yards	Player	Opponent
1.	99	Andre McCray	vs. Kent State, 10-10-98
2.	<b>97</b>	<b>Alvin Davis</b>	<b>at Northwestern, 9-15-18</b>
	97	Bill Darulis	vs. Mount Union, 1932
4.	88	Ben Flossie	vs. John Carroll, 1940
5.	87	Rickie Coble	at Ohio State, 9-8-01

## YEAR-BY-YEAR INTERCEPTION LEADERS

Year	Player	No.	Yards	TD
2018	Alvin Davis	4*	149	2
2017	Jordan George	5	58	1
2016	Kyron Brown	3	68	0
2015	DeAnre Scott	6	14	0
2014	Martel Durant	3	1	0
2013	Malachi Freeman	3	10	0
	Justin March	3	34	1
2012	Avis Commack	1	44	1
	J.D. Griggs	1	0	0
	Kurt Mangum	1	7	0
	Justin March	1	0	0
2011	Josh Richmond	1	11	0
	Johnny Robinson	1	0	0
2010	Anthony Holmes	3	1	0
2009	Miguel Graham	3	62	0
	Manley Waller	3	50	0
2008	Miguel Graham	3	0	0
2007	Reggie Corner	7	142	1
2006	Reggie Corner	4	38	0
2005	Reggie Corner	2	32	0
	Dionte Henry	2	29	0
2004	Reggie Corner	2	13	0
	Dionte Henry	2	2	0
	Dwayne LeFall	2	60	1
2003	Rickey McKenzie	6	94	1
2002	Chase Blackburn	2	9	0
	Kris Williams	2	4	0
	Rickey McKenzie	2	22	0
2001	Rickey McKenzie	3	17	0
2000	Dwight Smith	10*	208	2
1999	Rich Reliford	2	0	0
	Dwight Smith	2	53	1
1998	Andre McCray	2	99	1
	Dwight Smith	2	0	0
1997	Nate Boyd	2	8	0
	Rich Reliford	2	0	0
1996	Nate Boyd	2	37	0
	John Harpring	2	69	0
1995	Jon Eaton	2	9	0
1994	Pete Habib	2	13	0
	John Harpring	2	60	0
1993	Wayne Wade	3	0	0
1992	Chris Owens	7	49	0
1991	Chris Owens	4	33	0
1990	Shawn Vincent	7	191	0
1989	Shawn Vincent	4	24	0
1988	Gary Tyler	5	6	0
1987	Gary Tyler	4	40	0
	Shannon Wolfe	4	63	0
1986	Gary Tyler	6	109	2
1985	Brian Moran	4	27	0
1984	Mike Paramore	5	31	0
1983	Robert Johnson	4	104	2
1982	Greg Reed	2	14	0
1981	Roosevelt Jewells	7	67	0
1980	Jim Anderson	4	53	0
1979	Ricky Holman	3	76	1
	Curtis Howard	3	6	0
	Roosevelt Jewells	3	19	0
1978	Ricky Holman	3	69	0
	Jim Valencheck	3	27	1

\* - National leader

**CAREER INTERCEPTION LEADERS**

	Player	Total
1.	Gary Tyler (1985-87)	18
2.	Reggie Corner (2004-07)	15
	Dwight Smith (1997-2000)	15
4.	Shawn Vincent (1989-90)	13
	Roosevelt Jewells (1979-81)	13
	Dick Miller (1937-38)	13
7.	Curtis Howard (1977-79)	12
8.	Rickey McKenzie (2001-03)	11
	Chris Owens (1991-92)	11
10.	DeAndre Scott (2013-16)	10
11.	Victor Green (1991-92)	9
	Rick Holman (1978-80)	9
	Steve Cockerham (1974-77)	9
	<i>Alvin Davis (2016-present)</i>	6

**SEASON INTERCEPTIONS LEADERS**

	Player	Total
1.	Dick Miller (1937)	13
2.	Dwight Smith (2000)	10
3.	Curtis Howard (1977)	8
4.	Reggie Corner (2007)	7
	Chris Owens (1992)	7
	Shawn Vincent (1990)	7
	Brett Jackson (1990)	7
	Roosevelt Jewells (1981)	7
9.	DeAndre Scott (2015)	6
	Rickey McKenzie (2003)	6
	Victor Green (1992)	6
	Gary Tyler (1986)	6
	Steve Cockerham (1976)	6

**YEAR-BY-YEAR FUMBLES RECOVERED LEADERS**

Year	Player	No.	Yards
2018	4 tied   Ulysees Gilbert	2	46 (2 TD)
2017	8 tied   Ulysees Gilbert	1	40
2016	Daumantas Venckus	2	35
2015	John Senter	2	0
2014	Cody Grice	3	0
2013	Albert Presley	2	0
2012	Micklos Blake	1	0
	Imani Davis	1	0
	Bre Ford	1	0
	Troy Gilmer	1	3
2012	Tyrell Goodman	1	0
	Kurt Mangum	1	0
	Gary Ransom	1	2
	Nick Rossi	1	29
2011	Nico Caponi	3	30
2010	Shawn Lemon	4	29
2009	Brian Wagner	2	0
2008	Miguel Graham	3	0
2007	Andre Jones	2	62
	Doug Williams	2	5
2006	Davanzo Tate	2	0
	Jermaine Reid	2	0

2005	Dion Elie	1	0
	Kiki Gonzalez	1	0
	Kevin Grant	1	0
	Parris McNeal	1	0
	John Mackey	1	0
	Chevin Pace	1	0
	Brion Stokes	1	16
	Davanzo Tate	1	0
2004	Steve Agyeman	3	0
2003	Chase Blackburn	2	0
	Tim Wilkes	2	0
2002	Rickey McKenzie	2	98
2001	Terell Colbert	1	0
	Diontre Earl	1	0
	Marques Hayes	1	0
	Rickey McKenzie	1	0
	Chris Smith	1	0
	Matt Zuercher	1	0
2000	Dwight Smith	3	35
1999	Derek Wilborn	4	n/a
1998	George Cameron	2	n/a
	Jeremy Maxa	2	n/a
	Jason Wiggins	2	n/a
	Jermaine Williams	2	n/a
1997	Eric Anderson	2	n/a
	Andre McCray	2	n/a
	Rich Reliford	2	n/a
1996	Jason Taylor	4	n/a
1995	Nate Boyd	4	n/a
1994	Symeon Floyd	2	n/a
1993	Odell Robbins	3	n/a
	Ken Williams	3	n/a
1992	Bruce Keys	2	n/a
1991	Bruce Keys	2	n/a
1990	Shannon Wolfe	2	n/a
1989	John Clark	4	n/a
1988	Pierce Joiner	2	n/a
	Mike Rahach	2	n/a
1987	Mike Felsoci	3	n/a
1986	Mike Rahach	3	n/a
1985	Mike Rahach	3	n/a
1984	Steve Rafac	4	n/a
1983	Jeff Lake	2	n/a
1982	Greg Reed	2	n/a
1981	Jamie Warburton	3	n/a
1980	Jim Tawse	3	n/a
1979	Dave Flegal	3	n/a
1978	Dennis McGlone	4	n/a
1977	Steve Cockerham	4	n/a
1976	Al Hodakievic	3	n/a
1975	Jim Meyer	3	n/a
	Charles Parnell	3	n/a

**LONGEST RECOVERED FUMBLE RETURN**

100	Earl Weary	at Allegheny, 1902
98	Rickey McKenzie	vs. Marshall, 11-2-02
91	Tim Wallace	vs. Eastern Kentucky, 9-22-84

**LONGEST RETURN OF A BLOCKED FIELD GOAL**

77	Gary Tyler (49), Bill Hadden (20) and Greg Thomas (8)	at Rhode Island, 11-30-85
----	---	---------------------------

# YEAR-BY-YEAR OFFENSIVE RECORDS

RECORDS

Year	Plays- Total Yards	Total Yards Per Game	Yards Per Play	Rushing Attempts	Net Rushing Yards	Rushing Yards Per Game	Yards Per Rush	Pass Completions- Attempts	Passing Yards	Completion Percentage	Interceptions	Passing Yards Per Game	Punting Average	Punt Returns- Yards	Kickoff Returns- Yards	Opp. INTs- Return Yards	Turnovers	First Downs	Points Per Game
2018	764-3,533	294.4	4.6	390	1,143	95.2	2.9	187-374	2,390	50.0	14	199.2	39.4	17-150	23-330	10-209	26	201	18.9
2017	906-4,424	316.0	4.9	459	1,475	105.4	3.2	242-447	2,949	54.1	11	210.6	40.9	6-12	33-602	19-398	17	256	22.1
2016	776-4,649	387.4	6.0	380	1,586	132.2	4.2	217-396	3,063	54.8	14	255.2	37.0	17-298	45-814	8-107	22	234	27.4
2015	906-4,651	357.8	5.1	536	2,143	164.8	4.0	184-478	2,508	49.7	12	192.9	40.6	19-98	34-565	14-229	18	256	23.9
2014	891-4,479	373.2	5.0	363	1,484	123.7	4.1	284-528	2,995	53.8	14	249.6	41.9	19-75	32-626	13-244	26	260	22.6
2013	837-4,104	342.0	4.9	418	1,471	122.6	3.5	234-419	2,633	55.8	10	219.4	42.3	22-72	44-817	10-151	21	242	20.2
2012	948-5,126	427.2	5.4	365	1,373	114.4	3.8	364-583	3,753	62.4	18	312.8	39.9	24-165	46-745	18-157	27	287	26.1
2011	789-3,333	277.8	4.2	413	1,373	114.4	3.3	171-376	1,960	45.5	11	163.3	37.8	11-47	62-1,091	11-163	24	190	14.2
2010	742-3,222	268.5	4.3	393	1,361	113.4	3.5	174-349	1,861	49.8	14	155.1	37.8	10-36	65-1,227	14-128	22	176	15.6
2009	735-3,611	277.8	4.9	393	1,421	109.3	3.6	190-342	2,190	55.6	13	168.5	36.7	19-122	55-1,211	13-256	24	199	17.8
2008	839-4,760	396.7	5.7	435	1,982	165.2	4.6	232-404	2,778	57.4	14	231.5	37.1	12-100	62-1,368	14-129	20	256	30.0
2007	813-3,740	311.7	4.6	439	1,534	127.8	3.5	201-374	2,206	53.7	14	183.8	37.1	17-232	60-1,362	14-230	25	210	21.2
2006	749-3,725	310.4	5.0	365	1,005	83.8	2.8	202-384	2,720	52.6	11	226.7	36.7	17-59	41-872	11-174	20	206	19.7
2005	963-4,996	384.3	5.2	422	1,718	107.3	3.3	284-541	3,601	52.4	12	277.0	38.6	27-217	37-773	12-72	22	253	23.6
2004	731-3,705	336.8	5.1	379	1,070	97.3	2.8	223-352	2,635	63.3	8	239.5	39.8	17-275	41-863	8-71	16	205	24.6
2003	923-5,643	470.2	6.1	474	1,907	158.9	4.0	287-449	3,736	63.9	10	311.3	41.2	32-406	51-1,058	10-138	17	295	36.2
2002	894-4,852	404.3	5.4	490	1,890	157.5	3.9	265-404	2,962	65.6	12	246.8	38.1	19-117	53-1,209	12-130	26	278	27.1
2001	811-4,122	374.7	5.1	505	1,989	180.8	3.9	178-306	2,133	58.2	8	193.9	38.2	15-175	42-924	11-167	14	225	25.5
2000	778-4,589	417.2	5.9	490	2,273	206.6	4.6	146-288	2,316	50.7	11	210.5	39.7	22-166	42-806	11-170	19	232	30.3
1999	803-4,027	366.1	5.0	546	2,067	187.9	3.8	138-257	1,960	53.7	11	178.2	39.0	23-220	40-805	11-123	20	223	28.6
1998	792-4,123	374.8	5.2	478	2,059	187.2	4.3	156-314	2,064	49.7	8	187.6	41.1	28-157	52-973	4-99	19	217	24.1
1997	718-3,735	339.5	5.2	504	2,431	221.0	4.8	102-214	1,304	47.7	12	119.0	42.1	13-87	49-983	7-23	20	184	19.8
1996	743-3,136	285.1	4.2	489	1,770	160.9	3.6	106-254	1,366	41.7	15	124.2	41.8	23-135	38-703	15-252	31	167	15.9
1995	778-2,904	264.0	3.7	440	1,580	143.6	2.4	162-338	1,855	47.9	20	168.6	36.7	13-127	57-921	20-139	35	169	12.8
1994	735-2,762	251.1	3.8	433	1,252	113.8	2.9	136-302	1,510	45.0	26	137.3	36.5	20-239	58-1,013	26-359	38	168	13.2
1993	766-3,629	329.9	4.7	552	2,103	191.2	3.8	95-214	1,526	44.4	13	138.7	37.1	13-49	37-623	13-136	26	186	17.5
1992	771-3,691	335.5	4.8	556	2,181	198.3	3.9	153-299	1,871	51.1	11	137.3	43.6	30-221	37-623	11-122	18	187	19.8
1991	758-4,168	378.9	5.5	515	2,373	215.7	4.6	112-243	1,795	46.1	16	163.2	41.8	24-145	40-849	16-302	31	219	23.4
1990	769-3,729	339.0	4.8	504	1,958	178.0	3.9	126-265	1,771	47.5	21	161.0	40.5	23-136	47-984	21-331	35	200	21.2
1989	783-3,855	350.4	4.9	479	2,019	183.5	4.2	141-304	1,836	46.4	11	166.9	38.4	32-430	41-786	11-109	21	199	26.9
1988	774-4,269	388.1	5.5	467	2,067	187.9	4.4	145-307	2,202	47.2	15	200.2	43.3	25-188	41-756	15-93	29	229	21.2
1987	801-3,473	315.7	4.3	439	1,521	138.2	3.5	148-362	1,952	40.9	15	177.5	39.8	30-130	46-953	15-178	27	184	18.5
1986	806-4,588	417.1	5.7	601	3,120	283.6	5.2	104-205	1,468	50.7	14	133.5	41.2	26-169	37-700	14-78	28	225	26.5
1985	882-4,179	348.2	4.7	638	2,656	213.8	4.0	112-244	1,614	45.9	21	134.5	39.6	50-386	29-443	21-330	31	218	21.5
1984	794-3,528	320.7	4.4	550	2,109	191.7	3.8	95-244	1,419	38.9	19	129.0	37.4	42-309	27-502	19-217	28	190	18.6
1983	743-3,159	287.2	4.2	570	2,251	204.6	3.9	60-173	908	34.7	18	82.5	35.2	37-305	25-419	18-249	25	162	19.1
1982	806-3,458	314.4	4.3	609	2,178	198.0	3.6	88-197	1,280	45.0	14	116.4	35.6	39-246	36-700	14-143	23	183	17.1
1981	739-2,793	279.3	3.8	567	1,887	188.7	3.3	66-172	906	38.4	18	90.6	36.3	27-197	30-558	18-293	29	164	13.2
1980	702-2,631	239.2	3.7	519	1,706	155.1	3.3	59-183	925	32.2	15	84.1	40.3	32-211	37-503	15-277	27	142	12.1
1979	784-3,267	297.0	4.2	603	1,987	180.6	3.3	93-181	1,280	51.4	11	116.4	39.1	24-190	44-817	11-152	21	206	21.1
1978	769-3,526	320.5	4.6	616	2,458	223.4	3.9	78-153	1,068	51.0	7	97.1	37.5	15-83	38-637	7-38	22	183	20.1
1977	818-3,165	287.7	3.9	658	2,271	206.4	3.5	65-166	894	39.2	11	81.3	38.5	11-40	28-536	11-140	26	180	21.3
1976	731-3,350	335.0	4.6	581	2,324	232.4	4.0	70-150	1,026	46.7	15	102.6	36.6	16-74	22-507	15-187	23	173	21.3
1975	754-3,155	286.8	4.2	585	2,037	185.2	3.5	75-179	1,118	41.9	11	101.6	36.2	34-233	37-690	11-83	22	169	17.2
1974	701-3,188	318.8	4.5	511	2,062	206.2	4.0	80-190	1,126	42.1	14	112.6	36.3	26-195	35-505	14-111	34	179	16.2
1973	770-3,958	359.8	5.1	581	2,558	232.5	4.4	102-189	1,400	54.0	12	127.3	34.5	19-131	40-727	12-237	25	212	26.3
1972	646-2,776	308.4	4.3	475	1,756	195.4	3.7	83-171	1,020	48.5	10	113.3	35.9	11-38	27-499	10-112	20	151	21.4
1971	717-3,428	342.8	4.8	539	2,170	217.0	4.0	80-178	1,258	44.9	17	125.8	31.7	26-236	26-532	17-230	34	189	19.3
1970	727-3,548	354.8	4.9	515	2,141	214.1	4.2	90-212	1,407	42.4	12	140.7	32.6	31-232	21-457	12-85	26	178	25.9
1969	711-3,841	384.1	5.4	488	2,006	200.6	4.1	106-223	1,835	47.5	14	183.5	34.8	25-254	22-327	14-155	20	178	31.6
1968	732-4,183	418.3	5.7	466	2,100	210.0	4.5	140-266	2,083	52.6	15	208.3	37.6	26-221	31-459	15-210	26	186	31.4
1967	586-2,607	289.6	4.4	404	1,690	187.8	4.2	68-182	2,607	37.4	15	101.9	38.2	16-140	31-594	15-204	23	129	18.0
1966	597-2,306	256.2	3.9	440	1,614	179.3	3.7	49-157	692	31.2	13	76.9	35.7	21-192	20-382	13-67	22	106	15.2
1965	588-2,298	255.3	3.9	371	1,128	125.3	3.0	95-217	1,170	43.8	17	130.0	35.5	23-225	24-369	17-174*	19	133	12.2
1964	553-2,323	258.1	4.2	382	1,453	161.4	3.8	71-171	870	41.5	10	95.5	32.1	16-142	24-481	10/NA	22	134	12.9
1963	586-2,892	321.3	4.9	466	2,031	225.7	4.3	54-120	861	45.0	9	95.7	34.0	23-312	20-362	9/NA	15	159	22.3
1962	565-3,080	32.2	5.4	462	2,047	227.4	4.4	52-103	1,033	51.4	7	114.8	30.8	25-248	21-422	7/NA	21	157	29.0
1961	565-2,597	324.6	4.6	490	1,986	248.3	4.0	43-75	611	57.3	7	76.4	35.1	30-267	16-294	7/NA	16	114	23.1
1960	559-1,720	191.1	3.1	337	746	82.9	2.2	93-222	974	42.1	17	108.2	32.2	24-11	48-780	17/NA	28	94	7.8
1959	582-2,236	248.4	3.8	340	992	110.2	2.9	105-242	1,244	43.4	23	92.9	34.3	24-206	22-367	23/NA	38	12.0	12.3
1958	531-2,064	229.3	3.9	411	1,306	145.1	3.2	61-120	758	50.8	9	84.2	35.7	27-225	17-378	9/NA	26	111	18.4

\*Records are incomplete

# YEAR-BY-YEAR DEFENSIVE RECORDS

Year	Plays- Total Yards	Total Yards Per Game	Yards Per Play	Rushing Attempts	Net Rushing Yards	Rushing Yards Per	Yards Per Rush	Pass Completions- Attempts	Passing Yards	Completion Percent-	Interceptions	Passing Yards Per	Punting Average	Punt Returns- Yards	Kickoff Returns- Yards	Opp. INTs- Return	Turnovers	First Downs	Points Per Game
2018	898-4,657	388.1	5.2	531	2,364	197.0	4.5	222-367	2,293	60.5	10	191.1	40.0	23-140	18-420	14-73	21	256	27.2
2017	1030-6200	442.9	6.0	304	2,867	204.8	5.0	285-460	3,333	62.0	19	238.1	38.4	23-330	46-924	11-85	27	328	28.0
2016	924-5,592	466.0	6.1	534	2,696	224.7	5.0	239-390	2,896	61.3	8	241.3	38.8	21-157	56-1,185	14-126	14	294	33.6
2015	888-4,305	331.2	4.8	410	1,208	92.9	2.9	282-478	3,097	59.0	14	238.2	41.4	23-133	44-794	12-86	28	248	21.5
2014	859-4,453	371.1	5.2	457	1,783	148.6	3.9	225-402	2,670	56.0	13	222.5	40.2	17-123	43-828	14-160	24	255	23.1
2013	865-4,764	397.0	5.5	480	1,969	164.1	4.1	238-385	2,795	61.8	13	232.9	38.2	15-109	39-716	13-132	19	258	28.6
2012	897-5,400	450.0	6.0	517	2,533	211.1	4.9	232-380	2,867	61.1	5	238.9	42.0	32-354	33-529	5-62	13	295	35.7
2011	841-5,126	427.2	6.1	535	2,635	219.6	4.9	193-306	2,491	63.1	2	207.6	37.5	23-167	38-840	2-0	15	462	38.5
2010	814-5,138	428.2	6.3	457	1,969	164.1	4.3	226-357	3,169	63.3	8	264.1	38.2	25-173	33-687	8-70	16	254	35.1
2009	833-4,412	367.7	5.3	481	2,063	171.9	4.3	214-352	2,349	60.8	13	195.8	35.5	17-187	43-839	13-180	19	237	26.5
2008	860-4,771	397.6	5.5	504	2,246	187.2	4.5	226-356	2,525	63.5	9	210.4	37.9	16-147	62-1,376	9-122	26	270	31.2
2007	885-4,904	408.7	5.5	492	2,205	183.8	4.5	241-393	2,699	61.3	15	224.9	40.5	21-189	45-1,008	15-178	24	260	29.2
2006	821-3,869	322.4	4.7	485	1,635	136.2	3.4	186-336	2,234	55.4	7	186.2	38.2	31-260	39-779	11-174	21	215	22.6
2005	893-4,418	339.8	4.9	528	2,472	159.0	3.9	214-365	2,351	58.6	7	180.8	39.2	39-329	41-978	7-102	15	224	24.5
2004	786-4,685	425.9	6.0	413	2,078	188.9	5.0	242-373	2,607	64.9	11	237.0	40.2	29-411	36-773	11-135	22	243	31.5
2003	852-4,848	404.0	5.7	456	2,140	178.3	4.7	226-396	2,708	57.0	15	225.7	39.7	25-258	60-1,269	15-189	24	250	29.4
2002	832-4,734	394.5	5.7	492	2,008	167.3	4.1	214-340	2,726	62.9	9	227.2	41.3	30-331	46-912	9-111	25	247	31.6
2001	805-5,176	470.5	6.4	446	2,042	185.6	4.6	211-359	3,134	58.8	11	284.9	39.1	33-315	40-847	11-167	18	264	32.7
2000	817-4,439	403.5	5.4	480	2,165	196.8	4.5	171-337	2,274	50.7	12	206.7	38.9	28-255	56-1,051	12-237	26	250	26.8
1999	752-4,302	391.1	5.7	451	2,018	183.5	4.5	151-301	2,284	50.2	6	207.6	38.2	31-347	48-1,015	6-67	19	199	28.5
1998	762-4,115	374.1	5.4	512	2,172	197.5	4.2	133-250	1,943	53.2	4	176.6	41.6	30-249	46-855	8-40	17	226	27.2
1997	796-5,444	494.9	6.8	489	2,731	248.3	5.6	192-307	2,713	62.5	7	246.6	40.2	40-611	30-539	12-220	16	273	39.5
1996	774-3,491	317.4	4.5	490	2,040	185.4	4.2	149-284	1,451	52.5	7	131.9	36.5	42-526	20-446	7-109	21	205	24.5
1995	779-4,757	432.5	6.1	537	2,771	251.9	5.2	144-242	1,986	59.5	8	180.5	37.9	21-179	34-522	8-62	20	239	38.9
1994	777-4,495	408.6	5.8	543	2,577	234.3	4.7	142-234	1,918	60.7	9	174.4	41.1	36-398	29-716	9-96	22	238	36.7
1993	720-3,625	329.5	5.0	495	2,226	176.3	3.9	126-225	1,686	56.0	10	153.3	35.8	13-85	35-827	10-34	24	194	20.2
1992	734-3,351	304.6	4.6	435	1,480	134.5	3.4	153-299	1,871	51.2	24	170.1	36.6	34-312	30-679	24-228	34	185	16.9
1991	816-3,957	359.7	4.8	515	2,006	182.3	3.9	169-301	1,951	56.1	11	177.4	38.5	28-340	42-1,005	11-173	18	240	28.0
1990	790-4,086	371.5	5.2	480	1,994	181.3	4.2	156-310	2,092	50.3	22	190.2	37.4	30-400	28-559	22-331	32	214	23.9
1989	795-3,955	359.5	4.9	414	1,234	112.2	2.9	206-381	2,721	54.0	13	247.4	35.2	28-218	45-911	13-126	26	206	21.9
1988	793-3,930	357.3	4.9	516	1,834	166.7	3.6	153-277	2,096	55.2	11	190.5	37.5	33-287	54-950	11-93	24	211	19.5
1987	800-4,177	379.7	5.2	498	1,896	172.4	3.8	161-302	2,281	53.3	18	207.4	36.4	41-389	48-883	18-262	35	209	24.8
1986	723-3,314	301.3	4.6	436	1,454	132.2	3.3	142-287	1,860	49.5	11	169.1	38.5	20-145	50-1,053	11-133	21	179	17.1
1985	810-3,575	297.9	4.4	413	1,172	97.7	2.8	214-397	2,403	53.9	18	200.3	38.0	27-121	25-597	18-266	27	187	15.5
1984	758-2,991	271.9	3.9	478	1,305	118.6	2.7	141-280	1,686	50.4	15	153.3	37.4	19-166	13-222	15-202	28	165	15.2
1983	719-2,763	251.2	3.8	457	1,323	120.3	2.9	125-262	1,440	47.7	19	130.9	37.2	27-113	35-652	19-257	34	138	9.4
1982	667-2,796	254.2	4.2	432	1,496	136.0	3.5	110-235	1,300	47.0	9	118.2	38.6	27-281	37-713	9-19	19	139	13.1
1981	605-2,859	285.9	4.7	403	1,548	154.8	3.8	106-202	1,311	52.5	16	131.1	36.2	29-326	27-592	16-169	26	135	18.3
1980	766-3,373	306.6	4.4	530	2,020	183.6	3.8	110-236	1,353	46.6	17	123.0	35.0	43-445	26-494	17-204	27	190	16.6
1979	717-3,685	335.0	5.1	460	1,818	165.3	3.9	137-257	1,867	53.3	15	169.7	36.9	28-212	46-736	15-134	31	191	20.3
1978	753-4,209	382.6	5.6	535	2,612	237.4	4.9	110-218	1,597	50.5	16	145.2	32.2	36-227	38-770	16-170	33	211	21.1
1977	751-3,299	299.9	4.4	509	1,749	159.0	3.2	112-242	1,550	46.3	26	140.9	33.2	50-484	38-726	26-334	42	172	15.4
1976	629-2,640	264.0	4.2	428	1,335	133.5	3.1	99-201	1,305	49.3	17	130.5	37.9	19-41	40-804	17-263	35	146	8.8
1975	736-3,295	299.5	4.5	540	2,081	189.2	3.8	92-196	1,214	46.9	7	110.4	38.7	21-135	31-640	7-42	22	175	15.1
1974	706-3,277	327.7	4.6	513	2,068	206.8	4.0	100-193	1,209	51.8	12	120.9	35.9	17-187	32-610	12-156	29	187	19.7
1973	735-3,399	309.0	4.6	531	2,062	187.4	3.8	104-204	1,337	51.0	13	121.5	34.8	20-160	51-831	13-125	28	174	18.5
1972	598-2,558	284.2	4.3	419	1,375	152.8	3.3	82-179	1,183	45.8	14	131.4	38.4	27-201	36-549	14-111	31	140	16.4
1971	666-2,404	240.4	3.6	496	1,491	149.1	3.1	82-170	913	48.2	12	91.3	37.4	19-161	36-652	12-182	26	136	11.9
1970	641-2,026	202.6	3.2	433	1,182	118.2	2.7	87-208	844	41.8	10	84.4	35.3	12-44	46-726	10-170	19	118	9.2
1969	718-2,302	230.2	3.2	429	880	88.0	2.0	136-289	1,422	47.1	15	142.2	37.0	14-62	55-1,004	15-169	29	148	10.3
1968	709-3,014	301.4	4.3	359	811	81.1	2.3	172-350	2,203	49.1	16	220.3	35.5	27-230	44-796	16-148	38	155	13.9
1967	613-2,629	292.1	4.3	362	1,060	117.8	2.9	124-251	1,569	49.4	22	174.3	37.0	29-223	32-642	22-169	29	150	17.2
1966	534-2,095	232.7	3.9	337	730	81.1	2.2	91-197	1,365	46.2	13	151.7	34.6	25-347	32-500	13-48	32	119	12.9
1965	524-1,850	205.6	3.5	387	1,179	131.0	3.0	55-137	671	40.1	14	74.6	34.9	23-283	24-473	14-128	26	104	10.3
1964	551-2,230	247.8	4.0	401	1,335	148.3	3.3	74-150	895	49.3	10	99.4	33.9	15-100	21-469	10-90	15	109	12.1
1963	499-1,857	206.3	3.7	380	1,038	115.3	2.7	55-119	819	46.2	9	91.0	35.7	11-69	35-690	9/NA	15	105	11.3
1962	588-1,557	173.0	2.6	369	898	99.8	2.4	48-119	659	40.3	9	73.2	33.2	8-23	44-857	9/NA	23	85	7.2
1961	458-1,560	195.0	3.4	323	860	107.5	2.7	54-135	700	40.0	7	87.5	35.5	11-156	33-550	7/NA	10	81	7.1
1960	620-3,234	359.3	5.2	504	2,422	269.1	4.8	51-116	812	43.9	10	90.2	35.8	30-151	17-255	10/NA	23	152	29.9
1959	583-2,304	256.0	3.9	456	1,468	163.1	3.2	56-127	836	45.6	23	92.9	34.3	24-306	22-367	23/NA	2.8	120	17.2
1958	NA	NA	NA	NA	NA	NA	NA	NA	NA	NA	NA	NA	NA	22-150	26-444	NA	13*	84	9.1

\*Records are incomplete

RECORDS

# YEAR-BY-YEAR RESULTS

- Akron competed as Buchtel College from 1891-1913.
- Buchtel College/Akron competed in the NCAA College Division through the 1973 season.

## 1891 (1-3)

**Head Coach: None**  
**Captain: Charles Weeks**

at Western Reserve	W	22-6
Kenyon	L	0-42
at Case Tech	L	0-42
Ohio State	L	0-4
<b>Total</b>		<b>22-94</b>

## 1892 (3-4)

**Head Coach: Frank Cook**  
**Captain: Johnson McLean**

Case Tech ^	L	9-14
at Kenyon	L	0-52
at Ohio State	L	0-62
Western Reserve Acad.	L	0-52
Denison	W	4-0
Akron A.C.	W	26-0
Hiram	W	30-0
<b>Total</b>		<b>69-180</b>

^ - Opened Buchtel Field

## 1893 (5-2)

**Head Coach: John W. Heisman**  
**Captain: Carlos Webster**

Hiram	W	54-2
Case Tech	L	0-36
Massillon A.C.	W	52-4
Western Reserve Acad.	W	66-4
at Ohio State	L	18-32
Ohio Wesleyan	W	46-4
at Mount Union	W	40-0
<b>Total</b>		<b>276-82</b>

## 1894 (1-0)

**Head Coach: John W. Heisman**  
**Captain: Frank Fisher**

55 at Ohio State	W	12-6
------------------	---	------

## 1895 (3-2)

**Head Coach: None**  
**Captain: Frank Rockwell**

at Ohio State	L	6-14
Massillon A.C.	W	10-0
at Baldwin-Wallace	L	0-48
Baldwin-Wallace	W	4-0
Massillon A.C.	W	22-0
<b>Total</b>		<b>42-62</b>

## 1896 (0-1)

**Head Coach: Harry Wilson**  
**Captain: Frank Rockwell**

Mount Union	L	0-32
-------------	---	------

## 1897-98

- Did Not Compete -

## 1899 (2-1)

**Head Coach: Archie Eves**

Akron YMCA	W	10-0
Baldwin-Wallace	W	11-0
Mount Union	L	5-11
<b>Total</b>		<b>26-11</b>

## 1900 (2-3-1)

**Head Coach: None**  
**Captains: Edson Robinson, Hugh Price**

Case Tech	T	0-0
at Oberlin	L	0-33
Mount Union	W	28-5
Pittsburgh	L	0-17
Kenyon	L	6-11
Kirkwood, A.C.	W	21-0
<b>Total</b>		<b>55-66</b>

## 1901

- Did Not Compete -

## 1902 (2-5)

**Head Coach: Forest Firestone**  
**Captain: Lawrence Mihills**

at Mount Union	L	0-21
at Allegheny	L	6-23
Bethany	W	11-6
Wooster	L	0-56
Heidelberg	L	0-34
Hiram	W	17-6
at Heidelberg	L	0-17
<b>Total</b>		<b>34-163</b>

## 1903 (0-2)

**Head Coach: Rev. Alfred Place**  
**Captain: John Thomas**

at Mount Union	L	0-10
at Hiram	L	0-33
<b>Total</b>		<b>0-43</b>

## 1904-07

- Did Not Compete -

## 1908 (3-4)

**Head Coach: Dr. Dwight Bradley**  
**Captain: Fred Fuchs**

Wooster	L	0-16
at Pittsburgh Lyceum	L	0-36
at Mount Union	L	5-9
at Hiram	L	0-4
at Bethany	W	11-10
Hiram	W	10-0
Findlay	W	6-5
<b>Total</b>		<b>32-80</b>

## 1909 (4-4)

**Head Coach: Clarence Weed**  
**Captain: Russell Belden**

Western Reserve	L	0-24
at Mount Union	L	0-24
at Allegheny	W	5-0
Hiram	W	11-0
at Mount Union	L	0-11
at Findlay	W	6-0
at Hiram	L	8-10
Bethany	W	24-0
<b>Total</b>		<b>54-69</b>

## 1910 (7-2)

**Head Coach: Frank Haggerty**  
**Captain: Lee Jackson**

at Western Reserve	L	0-7
at Oberlin	W	3-0
Wooster	W	31-0
Hiram	W	40-0
at Notre Dame	L	0-51
at Mount Union	W	5-3
at Heidelberg	W	23-5
Allegheny	W	12-6
Marietta	W	22-11
<b>Total</b>		<b>136-83</b>

## 1911 (3-4-1)

**Head Coach: Frank Haggerty**  
**Captain: Charles Costigan**

Muskingum	W	48-2
Mount Union	L	0-9
Hiram	L	0-3
Marietta	L	0-5
Ohio Northern	W	26-0
Western Reserve	T	0-0
Case Tech	L	0-5
Allegheny	W	6-0
<b>Total</b>		<b>80-24</b>

## 1912 (5-2-1)

**Head Coach: Frank Haggerty**  
**Captain: Charles Criss**

Case Tech	W	3-0
Ohio Northern	W	30-13
Western Reserve	L	0-7
Hiram	W	33-3
at Mount Union	L	0-13
Ohio	W	27-0
Allegheny	T	0-0
Marietta	W	12-0
<b>Total</b>		<b>105-36</b>

## 1913 (3-4)

**Head Coach: Frank Haggerty**  
**Captain: Ralph Waldsmith**

Case Tech	L	17-36
Allegheny	L	0-6
Otterbein	W	38-6
West Va. Wesleyan	W	9-7
at Michigan State	L	0-41
Marietta	W	23-0
Western Reserve	L	0-7
<b>Total</b>		<b>87-103</b>

## 1914 (4-4-1)

**Head Coach: Frank Haggerty**  
**Captain: Park Crisp**

Case Tech	W	7-0
Wooster	W	13-0
Marietta	L	7-13
Allegheny	T	3-3
Kenyon	W	13-0
at Michigan State	L	6-75
Wittenberg	W	47-3
Western Reserve	L	6-13
at Culver Military	L	20-27
<b>Total</b>		<b>122-134</b>

## 1916 (1-7-1, 1-6 OAC)

**Head Coach: Fred Sefton**  
**Captain: Harold Sours**

Case Tech *	L	0-26
Miami (Ohio) *	L	6-23
Allegheny	L	0-10
Oberlin *	L	0-42
Western Reserve *	L	0-53
Wooster *	L	7-20
Ohio Northern	T	0-0
at Denison *	L	0-65
Kenyon	W	7-0
<b>Total</b>		<b>20-39</b>

## 1916 (2-7, 2-4 OAC)

**Head Coach: Fred Sefton**  
**Captain: Ollie Driesbach**

Baldwin-Wallace *	W	53-0
Wooster *	L	7-29
Western Reserve *	L	3-14
Heidelberg	L	0-6
at Mount Union *	L	0-26
at Ohio Northern *	W	14-7
Denison *	L	6-34
Hiram	L	6-34
at Allegheny	L	0-33
<b>Total</b>		<b>90-183</b>

## 1917 (5-3, 3-1 OAC)

**Head Coach: Fred Sefton**  
**Captain: Tommy Tomkinson**

Muskingum	W	33-3
Heidelberg	L	6-34
Western Reserve *	W	33-0
Wooster *	L	6-7
Ohio Northern *	W	20-0
Mount Union *	W	20-0
Camp Sherman	W	25-7
at Allegheny	L	0-33
<b>Total</b>		<b>143-84</b>

## 1918 (2-2-1, 1-2-1 OAC)

**Head Coach: Fred Sefton**  
**Captain: Tommy Tomkinson**

Muskingum	W	39-0
Wooster *	L	0-26
Mount Union *	L	0-21
Baldwin-Wallace *	W	30-0
Case Tech *	T	0-0
<b>Total</b>		<b>69-47</b>

## 1919 (6-1-1, 5-1-1 OAC)

**Head Coach: Fred Sefton**  
**Captain: Art Haley**

Hiram	W	27-0
at Baldwin-Wallace *	W	33-0
Ohio *	W	10-6
Ohio Northern *	W	24-0
Mount Union *	W	22-0
at Wooster *	L	0-19
Western Reserve *	W	17-7
Case Tech *	T	6-6
<b>Total</b>		<b>139-38</b>

## 1920 (4-4, 2-4)

**Head Coach: Fred Sefton**  
**Captain: Carl Daum**

Defiance	W	51-0
at Western Reserve *	W	13-0
Baldwin-Wallace	W	21-0
Case Tech *	L	0-7
at Mount Union *	L	0-26
Hiram *	W	14-7
Wooster *	L	0-14
at Ohio *	L	0-39
<b>Total</b>		<b>99-93</b>

\* - Ohio Athletic Conference Games

**1921 (5-3, 4-3 OAC)**

**Head Coach: Fred Sefton**  
**Captain: Herman Eckert**

Western Reserve*	W	14-7
Case Tech*	L	0-14
at Hiram*	L	0-6
Heidelberg*	W	14-0
Ohio Northern*	W	26-7
Mount Union*	W	28-14
Muskingum	W	35-8
at Wooster*	L	0-13
<b>Total</b>		<b>117-69</b>

**1922 (5-3, 5-3 OAC)**

**Head Coach: Fred Sefton**  
**Captain: Clarence Bliley**

at Western Reserve *	W	45-0
Wooster *	L	0-14
at Miami (Ohio) *	L	12-20
Case Tech *	W	12-0
at Mount Union *	L	7-13
Ohio Northern *	W	21-6
at Heidelberg *	W	19-0
Hiram *	W	25-0
<b>Total</b>		<b>141-53</b>

**1923 (4-3-1, 2-3-1 OAC)**

**Head Coach: Fred Sefton**  
**Captain: Ed Kregenow**

Kent State	W	32-0
Toledo	W	10-3
at Denison *	L	0-7
Mount Union *	W	17-0
at Ohio Northern *	W	20-0
Wooster *	L	0-8
at Miami (Ohio) *	T	13-13
Ohio Wesleyan *	L	0-6
<b>Total</b>		<b>92-37</b>

**1924 (5-3, 3-2 OAC)**

**Head Coach: James Coleman**  
**Captain: Ken Mason**

Hillsdale	L	6-18
at Wooster *	W	7-6
at Mount Union *	L	2-6
Baldwin-Wallace *	W	16-0
at Ohio Wesleyan *	L	7-17
Ashland	W	20-14
Toledo	W	14-7
Kenyon *	W	17-7
<b>Total</b>		<b>89-75</b>

**1925 (1-7, 1-6 OAC)**

**Head Coach: James Coleman**  
**Captain: Joseph Schoch**

at Wittenberg *	L	3-13
at Ohio Wesleyan *	L	0-27
Case Tech *	W	14-7
Fordham	L	0-28
Baldwin-Wallace *	L	0-6
at Xavier *	L	0-19
Wooster *	L	0-20
Kenyon *	L	0-30
<b>Total</b>		<b>17-150</b>

**1926 (5-2-2, 4-2-2 OAC)**

**Head Coach: George Babcock**  
**Captain: Frank Wargo**

Defiance	W	15-0
Case Tech *	T	14-14
Ohio *	W	3-0
at Hiram *	W	34-0
Mount Union *	L	3-13
Baldwin-Wallace *	T	0-0
Western Reserve *	W	7-6
at Wooster *	L	13-41
Kenyon *	W	20-0
<b>Total</b>		<b>109-74</b>

**1927 (5-3, 4-3 OAC)**

**Head Coach: Howard "Red" Blair**  
**Captain: Ben Baldwin**

Hiram	W	19-0
Ashland *	W	19-9
at Case Tech *	W	7-0
Muskingum *	W	20-12
at Mount Union *	L	13-14
at Oberlin *	L	14-19
Baldwin-Wallace *	W	47-12
Wooster *	L	6-13
<b>Total</b>		<b>145-79</b>

**1928 (5-3, 3-4 OAC)**

**Head Coach: Howard "Red" Blair**  
**Captain: John Mahoney**

Oberlin *	L	7-13
at Hiram *	W	58-0
Kent State	W	8-6
Muskingum *	L	0-12
at Western Reserve *	L	7-36
Baldwin-Wallace *	W	52-6
Ohio State Reserves	W	13-0
at Wooster *	L	7-21
Mount Union *	W	6-0
<b>Total</b>		<b>158-94</b>

**1929 (9-1, 7-1 OAC)**

**Head Coach: Howard "Red" Blair**  
**Captain: Harold Frye**

at Toledo	W	26-0
Kent State	W	25-0
Wooster *	W	12-7
Western Reserve *	W	14-7
at Oberlin *	L	2-7
Hiram *	W	27-0
Ohio Northern *	W	19-0
at Case Tech *	W	14-0
at Baldwin-Wallace *	W	13-0
at Mount Union *	W	6-0
<b>Total</b>		<b>158-21</b>

**1930 (7-1, 5-1 OAC)**

**Head Coach: Howard "Red" Blair**  
**Captain: Ken Cochrane**

Toledo	W	41-0
Kent State	W	12-6
at Wooster *	W	13-6
Baldwin-Wallace *	W	12-0
Oberlin *	W	7-0
Case Tech *	W	25-0
Heidelberg *	L	0-26
Mount Union *	W	20-0
<b>Total</b>		<b>130-38</b>

**1931 (1-7, 0-7 OAC)**

**Head Coach: Howard "Red" Blair**  
**Captain: Willard Schmittgen**

Kent State	W	12-6
Wooster *	L	7-25
Case Tech *	L	7-13
Ashland *	L	7-13
at Oberlin *	L	0-6
Ohio State Reserves	L	0-25
Baldwin-Wallace *	L	0-19
at Mount Union *	L	6-77
<b>Total</b>		<b>39-114</b>

**1932 (2-4-3, 1-4-2 OAC)**

**Head Coach: Howard "Red" Blair**

Ohio State Reserves	W	7-0
at Case Tech *	L	0-19
at Wooster *	T	0-0
Kent State *	T	0-0
at Muskingum *	L	4-14
Baldwin-Wallace *	L	6-40
Heidelberg *	L	0-12
Otterbein *	T	0-0
Mount Union *	W	20-6
<b>Total</b>		<b>37-91</b>

**1933 (5-3-1, 5-2-1 OAC)**

**Head Coach: Howard "Red" Blair**  
**Captain: Wilson Sparhawk**

Western Reserve	L	8-19
at Kent State *	W	19-6
Case Tech *	L	0-19
Wooster *	L	0-6
Ashland *	W	13-0
Muskingum *	W	15-0
at Heidelberg *	T	0-0
Baldwin-Wallace *	W	6-0
at Mount Union *	W	36-0
<b>Total</b>		<b>97-50</b>

**1934 (3-4-1, 3-4 OAC)**

**Head Coach: Howard "Red" Blair**  
**Captain: Don Lindsay**

S28 at Western Reserve	T	7-7
O5 Kent State *	W	26-0
O20 at Wooster *	L	0-6
O27 at Muskingum *	L	0-3
N3 John Carroll *	L	6-14
N10 Heidelberg *	W	13-6
N17 Baldwin-Wallace *	L	0-12
N24 Mount Union *	W	13-0
<b>Total</b>		<b>65-48</b>

**1935 (6-3, 6-3 OAC)**

**Head Coach: Howard "Red" Blair**  
**Captain: Earl Hensal**

S27 Findlay *	W	19-6
O4 Otterbein *	W	26-0
O11 Kent State *	W	3-0
O19 Wooster *	L	0-7
O25 at John Carroll * #	W	7-6
N9 Heidelberg *	W	7-6
N16 Muskingum *	L	0-19
N23 at Mount Union *	W	13-0
N28 Baldwin-Wallace *	L	6-26
<b>Total</b>		<b>81-70</b>

# - at Cleveland Municipal Stadium  
\* - Ohio Athletic Conference Games

**1936 (6-2-1)**

**Head Coach: James W. Aiken**  
**Captains: Mike Krino, Bob Bauer, Ernie Kaufman**

S26 Detroit Tech	W	33-0
O3 Western Reserve	L	0-14
O9 Kent	W	6-0
O17 at Wooster	W	14-0
O23 at Muskingum	W	18-6
O31 John Carroll	W	33-7
N7 Heidelberg	W	25-0
N14 at Baldwin-Wallace	L	7-46
N21 Mount Union	T	14-14
<b>Total</b>		<b>150-87</b>

**1937 (7-2)**

**Head Coach: James W. Aiken**  
**Captain: William Sturgeon**

S25 West Liberty State	W	40-7
O2 Wayne State	L	13-19
O9 Geneva	W	7-0
O16 at Toledo	W	21-7
O23 Baldwin-Wallace	W	7-0
O30 John Carroll	W	6-0
N6 Davis & Elkins	W	33-7
N13 Illinois Wesleyan	W	12-7
N20 at Xavier	L	0-6
<b>Total</b>		<b>139-53</b>

**1938 (6-3)**

**Head Coach: James W. Aiken**  
**Captain: Walter Kominic**

Wabash	W	38-0
at Wayne State	L	0-16
Xavier	L	0-38
Western Michigan	W	6-0
at Baldwin-Wallace	W	20-6
Carnegie Tech (#6)	L	13-27
Illinois Wesleyan	W	21-0
Toledo	W	13-7
John Carroll	W	6-0
<b>Total</b>		<b>117-94</b>

**1939 (5-4)**

**Head Coach: Thomas Dowler**  
**Captain: Dominic Patella**

S30 Wheaton	W	33-6
O7 Illinois Wesleyan	W	13-8
O14 at Western Michigan	L	0-7
O21 at Miami (Ohio)	W	14-0
O28 Wayne State	L	12-18
N4 Washington & Jeff.	W	24-22
N11 Baldwin-Wallace	L	7-39
N18 West Liberty State	W	13-7
N25 John Carroll	L	6-25
<b>Total</b>		<b>122-132</b>

**1940 (2-5-2)**

**Head Coach: Thomas Dowler**  
**Captain: Mike Fernella**

S21 Detroit Tech	T	0-0
S28 at Colgate	L	0-44
O4 Western Reserve #	L	0-6
O12 Illinois Wesleyan	L	6-16
O19 at Wayne State	T	7-7
O25 Baldwin-Wallace	L	7-13
N2 Youngstown State	L	0-13
N9 Kent State	W	23-7
N21 John Carroll	W	47-0
<b>Total</b>		<b>90-106</b>

# - First game at the Rubber Bowl

# YEAR-BY-YEAR RESULTS

RECORDS

## 1941 (5-3-1)

**Head Coach: Otis Douglas**  
**Captains: John Lukas, Andy Maluke**

S26	at Muskingum	W	10-0
O3	Bowling Green	W	8-0
O10	Western Reserve	L	6-12
O18	Ohio	T	0-0
O25	Baldwin-Wallace	L	0-13
N1	Ohio Wesleyan	W	28-6
N7	at Youngstown State	L	0-19
N15	Kent State	W	41-13
N20	John Carroll	W	21-13
Total			114-76

## 1942 (0-7-2)

**Head Coach: Otis Douglas**

S18	Western Reserve	L	0-39
S25	Muskingum	T	7-7
O2	at Ohio	L	0-39
O9	Eastern Kentucky	L	0-6
O16	at Ohio Wesleyan	L	7-19
O31	Baldwin-Wallace	L	0-25
N7	at Wayne State	L	6-28
N14	Kent State	L	6-23
N26	John Carroll	T	0-0
Total			26-186

## 1943-45

- Did Not Compete -

## 1946 (5-4)

**Head Coach: Paul Baldacci**

S28	Lawrence Tech	W	31-12
O5	at Baldwin-Wallace	L	0-32
O12	Case Tech	W	13-0
O19	at Mount Union	L	7-12
O26	Toledo	L	13-33
N2	at Western Reserve	W	13-6
N9	Wooster	W	26-20
N15	Kent State	L	6-13
N23	John Carroll	W	13-6
Total			122-134

## 1947 (2-7)

**Head Coach: Paul Baldacci**  
**Captain: Danny Senuta**

O3	Baldwin-Wallace	L	0-28
O11	at Case Tech	W	12-6
O18	Mount Union	W	19-14
O25	at Toledo	L	7-38
O31	Western Reserve	L	0-18
N8	at Wooster	L	6-21
N14	at Kent State	L	0-6
N22	John Carroll	L	0-31
Total			44-162

## 1948 (2-6, 1-4 OAC)

**Head Coach: William Houghton**  
**Captain: Ed Kirkpatrick**

	at Findlay	W	14-9
	at Baldwin-Wallace	L	0-13
	at Muskingum *	L	12-21
O16	Louisville	L	0-13
O23	at Mount Union *	L	0-19
O30	Wooster *	W	20-6
N12	Kent State *	L	0-31
N20	Heidelberg *	L	0-34
Total			46-146

\* - Ohio Athletic Conference Games

## 1949 (2-6-1, 0-3-1 OAC)

**Head Coach: William Houghton**  
**Captain: Tony Laterza**

S24	Findlay	W	34-0
O1	at Eastern Michigan	W	20-6
O8	Baldwin-Wallace *	L	7-45
O15	at Louisville	L	6-62
O22	Mount Union *	L	14-23
O29	at Wooster *	T	13-13
N5	Geneva	L	6-27
N12	at Kent State *	L	0-47
N19	at Heidelberg *	L	14-34
Total			114-257

## 1950 (2-7, 1-3 OAC)

**Head Coach: William Houghton**  
**Captain: Tony Laterza**

S23	Ohio	L	6-28
S30	Eastern Michigan	W	40-7
O7	at Baldwin-Wallace	L	6-33
O14	at Carnegie Tech	L	6-26
O21	at Mount Union *	L	19-32
O28	Wooster *	W	34-7
N4	at Geneva	L	6-12
N11	Kent State *	L	7-19
N18	Heidelberg *	L	7-21
Total			131-185

## 1951 (1-8, 1-3 OAC)

**Head Coach: William Houghton**  
**Captains: Joe Mazzaferro, Paul Scarpitti**

S22	Case Tech	L	14-21
S29	at Ohio	L	7-40
O6	Baldwin-Wallace	L	16-20
O13	Carnegie Tech	L	32-42
O20	Mount Union *	L	7-46
O27	at Wooster *	L	6-7
N3	at Kent State	L	7-48
N10	at Heidelberg *	L	14-21
N17	at Wittenberg *	W	13-7
Total			116-252

## 1952 (2-6-1, 2-2-1 OAC)

**Head Coach: Ken "Red" Cochrane**  
**Captains: Joe Mazzaferro, Bob Vogt**

S20	at Findlay	L	6-7
S27	Wittenberg *	W	27-6
O4	at Baldwin-Wallace	L	7-33
O11	West Virginia Tech	L	13-14
O18	at Mount Union *	L	6-7
O25	Wooster *	T	14-14
N1	Hiram *	W	28-14
N7	Kent State	L	14-34
N15	Heidelberg *	L	6-27
Total			121-156

## 1953 (6-3, 4-2 OAC)

**Head Coach: Ken "Red" Cochrane**  
**Captain: Frank Gradyan**

S19	Findlay	W	26-12
S26	at Wittenberg *	W	39-12
O3	Muskingum *	W	26-13
O10	at West Virginia Tech	W	38-32
O17	Mount Union *	W	16-15
O24	at Wooster *	W	20-18
N7	at Kent State	L	19-54
N14	at Heidelberg *	L	0-26
N21	Ohio Wesleyan *	L	14-28
Total			198-210

## 1954 (3-5, 3-4 OAC)

**Head Coach: Joe McMullen**  
**Captains: John Cistone, Marion Rossi**

S25	Wittenberg *	L	7-12
O2	at Ohio Wesleyan *	W	30-27
O9	Otterbein *	W	27-0
O16	at Mount Union *	W	19-0
O23	at Denison *	L	26-35
O30	Wooster *	L	27-28
N6	Kent State	L	18-58
N13	Heidelberg *	L	15-53
Total			169-33

## 1955 (6-2, 6-2 OAC)

**Head Coach: Joe McMullen**  
**Captain: Mario Russo**

S24	at Wittenberg *	W	21-7
O1	Muskingum *	L	7-19
O8	at Otterbein *	W	58-0
O15	Mount Union *	W	34-0
O22	Denison *	W	19-7
O29	at Wooster *	W	53-6
N5	Oberlin *	W	46-13
N12	at Heidelberg *	L	7-17
Total			245-73

## 1956 (3-5-1, 3-5-1 OAC)

**Head Coach: Joe McMullen**  
**Captains: Jerry Reeves, John Williams**

S22	Wittenberg *	L	14-34
S29	at Muskingum *	T	28-28
O6	Otterbein *	L	7-13
O13	at Ohio Wesleyan *	L	27-33
O20	at Capital *	W	35-6
O27	Wooster *	L	17-20
N3	at Oberlin *	W	40-14
N10	at Mount Union *	W	41-6
N17	Heidelberg *	L	7-17
Total			216-171

## 1957 (7-1-1, 6-1-1 OAC)

**Head Coach: Joe McMullen**  
**Captain: Bob Hatherill**

S21	at Wittenberg *	W	9-7
S28	Muskingum *	L	7-26
O5	at Baldwin-Wallace	W	29-6
O12	Ohio Wesleyan *	W	20-0
O19	Capital *	T	13-13
O26	at Wooster *	W	27-7
N2	at Grove City	W	40-0
N9	Mount Union *	W	38-7
N16	at Heidelberg *	W	25-21
Total			208-87

## 1958 (6-2-1, 6-2 OAC)

**Head Coach: Joe McMullen**  
**Captain: Dave Adolph**

S20	Mount Union *	W	18-0
S27	at Muskingum *	W	8-7
O4	at Ohio Wesleyan *	L	0-13
O11	Heidelberg *	W	11-0
O18	Wooster *	W	28-20
O25	Wittenberg *	L	6-28
N1	Hiram *	W	47-0
N8	at Denison *	W	48-14
N15	Baldwin-Wallace	T	0-0
Total			166-82

## 1959 (4-5, 4-3 OAC)

**Head Coach: Joe McMullen**  
**Captain: Gino Calcei**

S19	at Mount Union *	W	29-23
S26	Muskingum *	W	6-0
O3	Ohio Wesleyan #	L	8-16
O10	at Heidelberg *	W	20-14
O17	at Wooster *	L	14-15
O31	at Baldwin-Wallace	L	0-6
N7	Denison *	W	28-14
N14	at Wittenberg *	L	0-35
N19	Youngstown State	L	14-34
Total			119-155

# - at Barberton HS

## 1960 (1-8, 1-6 OAC)

**Head Coach: Joe McMullen**  
**Captain: Tom Murphy**

S24	Mount Union *	L	0-27
O1	at Denison *	L	0-27
O8	at Ohio Wesleyan *	L	6-16
O15	at Baldwin-Wallace	L	0-27
O22	Wooster *	W	21-20
O29	at Muskingum *	L	0-58
N5	Wittenberg *	L	15-40
N12	Heidelberg *	L	7-20
N19	at Youngstown State	L	21-34
Total			70-269

## 1961 (6-2, 6-1 OAC)

**Head Coach: Gordon Larson**  
**Captain: Jim Lupori**

S23	at Wittenberg *	L	0-7
S30	Denison *	W	28-0
O7	Ohio Wesleyan *	W	32-21
O14	at Heidelberg *	W	12-0
O21	at Wooster *	W	31-8
O28	Baldwin-Wallace #	L	0-7
N4	Muskingum *	W	35-14
N18	at Mount Union *	W	47-0
Total			185-57

# - at Cuyahoga Falls HS

## 1962 (7-2, 7-1 OAC)

**Head Coach: Gordon Larson**  
**Captain: Tom Adolph**

S22	at Muskingum *	W	14-6
S29	Baldwin-Wallace *	W	13-7
O6	at Ohio Wesleyan *	W	41-0
O13	Heidelberg *	W	33-6
O20	Wooster *	W	42-0
O27	at Capital *	W	46-12
N3	at Youngstown State	L	13-17
N10	Wittenberg *	L	6-17
N17	Mount Union *	W	53-0
Total			261-65

## 1963 (6-3, 5-2 OAC)

**Head Coach: Gordon Larson**  
**Captains: John Lahoski, Chuck Cobb**

S21	Muskingum *	W	13-0
S28	at Baldwin-Wallace *	L	10-14
O5	Ohio Wesleyan *	W	36-7
O12	at Heidelberg *	W	42-0
O19	at Wooster *	W	35-14
O26	Capital *	W	19-13
N2	Youngstown State	W	21-7
N9	at Wittenberg *	L	13-34
N16	at SW Missouri State	L	12-13
Total			201-102

**1964 (6-3, 4-3 OAC)**

**Head Coach: Gordon Larson**  
**Captain: Dick Case**

S19	at Muskingum *	L	0-11
S26	SW Missouri St.	W	17-0
O3	at Ohio Wesleyan *	W	12-11
O10	Wittenberg *	L	0-7
O17	Wooster *	W	21-14
O24	at Capital *	L	6-23
O31	Baldwin-Wallace *	W	15-14
N7	at Ball State	W	25-15
N14	Heidelberg *	W	20-14
Total			116-109

**1965 (5-3-1, 4-1 OAC)**

**Head Coach: Gordon Larson**  
**Captain: Jim Barton**

S18	Western Kentucky	T	6-6
S25	at San Diego State	L	0-41
O2	at Wittenberg *	W	18-0
O9	Ball State	L	14-16
O16	at Wooster *	W	21-8
O23	Capital *	L	6-15
O30	at Baldwin-Wallace *	W	17-0
N6	Butler	W	14-7
N13	at Heidelberg *	W	14-0
Total			110-94

**1966 (6-3)**

**Head Coach: Gordon Larson**  
**Captains: Jim Braccio, George Fuciu**

S17	Northern Michigan	W	18-10
S24	at Muskingum	L	0-28
O1	at Tampa	L	12-20
O8	Wittenberg	W	14-7
O15	Wooster	W	26-0
O22	Baldwin-Wallace	W	9-6
O29	at Northern Illinois	L	18-31
N5	at Butler	W	20-14
N12	Heidelberg	W	20-0
Total			137-116

**1967 (4-4-1)**

**Head Coach: Gordon Larson**  
**Captains: Jon Denholm, Craig Hartz, Charlie Marquess**

S16	at Northern Michigan	L	17-34
S23	Tampa	W	6-0
S30	Quantico Marines	W	20-0
O7	Youngstown State	W	19-12
O21	at Baldwin-Wallace	T	23-23
O28	Bradley #	W	42-12
N4	at Virginia Military Inst.	L	14-38
N11	at Wittenberg	L	0-14
N18	at Temple	L	21-22
Total			162-155

# - at Cuyahoga Falls HS

**1968 (7-3-1)**

**Head Coach: Gordon Larson**  
**Captains: Don Zwisler, Nate Hagins**

S14	at Butler	W	32-7
S21	Indiana State	W	41-13
S28	at Tampa	L	9-24
O5	Eastern Michigan	L	7-16
O12	at Bradley	W	27-13
O19	at Eastern Kentucky	W	31-20
N2	Illinois State	W	46-0
N9	Baldwin-Wallace	W	59-19
N16	at Western Kentucky	T	14-14
N22	at Youngstown State	W	48-13
<b>Grantland Rice Bowl (Murfreesboro, Tenn.)</b>			
D14	vs. Louisiana Tech	L	13-33
Total			327-172

**1969 (9-1)**

**• Ranked No. 3 in final AP and No. 4 in final UPI College Division polls**  
**Head Coach: Gordon Larson**  
**Captains: Dave Holian, John Vargo**

S13	at Butler	W	52-0
S20	Tampa	W	40-0
S27	at Eastern Michigan	L	3-10
O4	Ball State	W	49-9
O11	Illinois State	W	40-14
O18	Eastern Kentucky	W	28-9
O25	at Dayton	W	14-10
N1	at Central Michigan	W	9-6
N8	Youngstown State #	W	60-27
N15	Western Kentucky	W	21-18
Total			316-103

# - at Barberton HS

**1970 (7-3)**

**Head Coach: Gordon Larson**  
**Captains: Fred DeHart, Jack Beidleman, Rod Lemon, Joe Zwisler**

S12	at Temple	W	21-0
S19	Butler	W	34-0
S26	Northern Michigan	W	19-6
O3	at Ball State	W	31-0
O10	at Illinois State	L	14-15
O17	Indiana State	L	8-17
O24	Dayton	L	6-14
O31	Central Michigan	W	35-19
N7	at Youngstown State	W	42-14
N14	at Indiana (Pa.)	W	49-7
Total			259-92

**1971 (8-2)**

**Head Coach: Gordon Larson**  
**Captain: Mike Hatch**

S18	Butler	W	24-0
S25	Western Illinois	W	14-7
O2	Ball State	W	10-7
O9	at North Texas State	W	20-6
O16	at Northern Michigan	W	24-17
O23	Southern Illinois	W	43-21
O30	at Central Michigan	L	7-10
N6	at Indiana State	L	10-37
N13	Indiana (Pa.)	W	34-14
N20	Youngstown State	W	7-0
Total			193-119

**1972 (3-4-2)**

**Head Coach: Gordon Larson**  
**Captains: Bruce Walker, Calvin Pierce**

S9	Kent State	T	13-13
S16	at Butler	W	34-7
S23	Western Illinois	L	24-30
S30	at Ball State	T	21-21
O14	Northern Michigan	W	49-0
O21	at Youngstown State	L	21-22
O28	Central Michigan	W	14-10
N4	at Indiana State	L	17-21
N11	Quantico Marines	L	0-24
Total			193-148

**1973 (6-5)**

**Head Coach: Jim Dennison**  
**Captains: John Maher, Bob Holian**

S8	at Delaware	L	24-45
S15	Butler	W	51-19
S22	at Temple	L	33-47
S29	Ball State	L	14-16
O6	at Tampa	L	7-21
O13	at Northern Michigan	W	31-7
O20	Youngstown State	W	31-7
O27	at Southern Illinois	L	13-14
N3	Indiana State	W	31-14
N10	at Western Illinois	W	12-7
N17	Gustavus Adolphus	W	42-7
Total			289-203

**DIVISION II ERA**

**1974 (5-5)**

**Head Coach: Jim Dennison**  
**Captains: Barry Eisom, Denny Hamad, Gary Yost**

S7	Central State	W	31-20
S14	Delaware	L	0-14
S21	at Marshall	L	7-17
S28	at Ball State	W	26-21
O5	Tampa	L	7-16
O12	Northern Michigan	W	23-0
O26	at Kent State	L	14-51
N2	at Indiana State	W	22-21
N9	at Western Illinois	W	32-7
N16	at Youngstown State	L	0-30
Total			162-197

**1975 (7-4)**

**Head Coach: Jim Dennison**  
**Captains: Paul Dorando, Mark Fowler**

S6	Marshall	W	20-8
S13	at Western Michigan	W	27-21
S20	at Dayton	L	9-31
S27	Central State	W	34-8
O4	at Delaware	L	0-21
O11	at Northern Michigan	W	30-13
O18	Temple	W	24-23
O25	Youngstown State	W	17-6
N1	Indiana State	W	14-11
N8	Ball State	L	14-17
N15	at Morehead State	L	0-7
Total			189-166

**1976 (10-3)**

**NCAA D-II NATIONAL RUNN-UP**  
**Head Coach: Jim Dennison**  
**Captains: Jim Meyer, Greg Thurman, Mark Van Horn**

S11	Temple	L	13-23
S18	Morehead State	W	26-6
S25	at Youngstown State	W	24-3
O2	at Indiana State	W	34-7
O9	Dayton	W	27-6
O16	at Ball State	W	3-0
O23	Eastern Michigan	W	36-0
O30	at Marshall	L	0-13
N6	at Western Illinois	W	21-14
N13	at Western Kentucky	W	29-16
<b>NCAA II Playoffs</b>			
N27	Nevada-Las Vegas ^	W	27-6
D4	Northern Mich. (OT) %	W	29-26
D11	vs. Montana State #	L	13-24
Total			282-144

^ - Quarterfinal at Rubber Bowl (Akron, Ohio)  
% - Semifinal - Knute Rockne Bowl (Akron)  
Note: Knute Rockne Bowl was the first ever overtime game in NCAA Playoffs history.  
# - Final - Pioneer Bowl (Wichita Falls, Texas)

**1977 (6-4-1)**

**Head Coach: Jim Dennison**  
**Captains: Dave Axner, Steve Cockerham, Charles Parnell**

S3	at Wayne State	W	24-14
S10	at Morehead State	T	13-13
S17	Western Kentucky	W	24-3
S24	at Northern Michigan	L	0-12
O1	Indiana State	W	20-3
O8	at Dayton	W	31-24
O15	Youngstown State	L	10-28
O22	at Central Michigan	L	14-17
O29	Eastern Michigan	L	28-42
N5	Marshall	W	28-7
N12	Western Illinois	W	42-7
Total			234-170

**1978 (6-5, 4-1 MCC)**

**Head Coach: Jim Dennison**  
**Captains: Marty Bezbachenko, Mike Holian**

S9	at Western Illinois *	W	19-3
S16	at NE Missouri State	L	13-14
S23	Wayne State	W	28-0
S30	Eastern Illinois *	W	17-16
O7	at Western Kentucky	W	26-21
O14	at Eastern Michigan	L	14-25
O21	at Youngstown State *	L	3-27
O28	Northern Michigan *	W	27-7
N4	Temple	L	21-56
N11	at Eastern Kentucky	L	14-35
N18	Northern Iowa *	W	39-28
Total			221-232

**1979 (6-5, 3-2 MCC)**

**Head Coach: Jim Dennison**  
**Captains: Curtis Howard, Bob Maxwell, Dennis McGlone, Paul Winters**

S8	Western Illinois *	W	24-7
S15	Kent State	W	15-13
S22	at Boise State	L	21-31
S29	Indiana State	L	27-28
O6	at Northern Iowa *	L	17-20
O13	at Eastern Michigan	W	24-12
O20	Youngstown State *	L	3-16
O27	Northern Michigan *	W	45-21
N3	at Morehead State	W	23-17
N10	at Temple (#17)	L	6-42
N17	at Eastern Illinois *	W	27-16
Total			232-223

\* - Mid-Continent Conference Games

**DIVISION I-AA ERA**

**1980 (3-7-1, 2-4-1 OVC-5TH)**

**Head Coach: Jim Dennison**  
**Captains: Andy Graham, Ricky Holman, Jim Tawse**

S6	NE Missouri State	W	31-7
S13	Eastern Kentucky *	W	21-10
S20	Western Kentucky *	L	2-8
S27	at Indiana State	L	9-27
O4	at Youngstown State *	T	0-0
O11	Eastern Michigan *	W	21-10
O18	at Temple	L	7-16
O25	at Murray State *	L	10-13
N1	Austin Peay *	L	14-41
N8	at Northern Michigan	L	10-38
N15	at Middle Tennessee *	L	9-13
Total			134-183

\* - Ohio Valley Conference Games

# YEAR-BY-YEAR RESULTS

RECORDS

## 1981 (5-5, 4-4 OVC - 4TH-T)

**Head Coach: Jim Dennison**  
**Captains: Don Schutz, Dennis Brumfield, Brad Reese**

S5	Middle Tennessee *	L	7-10
S12	at Eastern Michigan	W	14-7
S19	at Kent State	L	6-17
S26	at Eastern Kentucky *	L	0-37
O3	Youngstown State *	L	7-34
O10	at Tennessee Tech *	W	10-7
O17	Morehead State *	W	31-14
O24	Murray State *	W	20-10
O31	at Austin Peay *	W	23-19
N7	Western Kentucky *	L	14-19
Total			132-183

## 1982 (6-5, 5-2 OVC-2ND)

**Head Coach: Jim Dennison**  
**Captains: Rick Addis, Frank Mazgaj, Fred Robertson, Tim Stayer**

S4	at Youngstown State *	W	20-19
S11	Eastern Michigan	W	14-7
S18	at Western Kentucky	L	3-10
S25	Eastern Kentucky *	L	10-19
O2	at Middle Tennessee *	W	19-16
O9	at Eastern Illinois	L	0-18
O16	Morehead State *	W	28-6
O23	at Marshall	L	10-12
O30	Tennessee Tech *	W	28-12
N13	at Murray State *	L	14-16
N20	Austin Peay *	W	42-7
Total			188-144

## 1983 (8-3, 5-2 OVC-2ND-T)

**Head Coach: Jim Dennison**  
**Captains: Dave Arango, James Black, Darren Morgan**

S3	Kent State	W	13-6
S10	at Eastern Michigan	W	13-0
S17	Western Kentucky	W	14-13
S24	at Eastern Kentucky *	L	5-10
O8	Middle Tennessee *	L	3-26
O11	Eastern Illinois	L	7-10
O15	at Morehead State *	W	31-0
O22	Murray State *	W	6-3
O29	at Tennessee Tech *	W	43-12
N5	Youngstown State *	W	49-21
N19	at Austin Peay *	W	26-3
Total			210-104

## 1984 (4-7, 2-5 6TH)

**Head Coach: Jim Dennison**  
**Captains: Doug Dillon, Ed Grimsley, Russell Holmes, Clarence Kelly**

S1	at Kent State	L	17-24
S8	at Cincinnati	L	27-28
S15	Western Kentucky	W	42-7
S22	Eastern Kentucky *	L	21-22
S29	at Middle Tennessee *	L	3-16
O6	at Central Florida	W	26-21
O14	Morehead State *	W	27-3
O20	at Murray State *	L	6-13
O27	Tennessee Tech *	W	17-9
N3	at Youngstown State *	L	2-3
N17	Austin Peay *	L	17-21
Total			205-158

\* - Ohio Valley Conference Games

## 1985 (8-4, 5-2 OVC-2ND-T)

• **Ranked No. 10 in final I-AA National Poll**  
**Head Coach: Jim Dennison**  
**Captains: Gary Kalis, Steve Rafac, Tim Wallace**

S7	at Eastern Kentucky *	L	6-16
S14	Kent State	W	24-0
S21	Eastern Michigan	W	16-12
S28	at Bowling Green	L	22-27
O5	at Western Kentucky	W	34-32
O12	Murray State *	W	17-10
O19	at Morehead State *	W	38-9
N2	at Tennessee Tech *	W	27-9
N9	Youngstown State *	W	30-5
N16	Middle Tennessee *	L	0-17
N23	at Austin Peay *	W	17-14

### NCAA I-AA Playoffs

N30	at Rhode Island	L	27-35
Total			258-186

## 1986 (7-4, 4-3 OVC-3RD-T)

**Head Coach: Gerry Faust**  
**Captains: Mike Clark, Bill Hadden, Brian Moran, Ron Pasquale**

S6	Salem College	W	35-0
S13	at Kent State	W	17-7
S20	at Eastern Michigan	L	21-24
S27	Central Florida	W	20-17
O11	at Middle Tennessee *	L	12-24
O16	Murray State *	W	24-13
O25	Morehead State *	W	30-7
N1	at Tennessee Tech *	W	38-13
N8	Austin Peay *	W	31-16
N15	Eastern Kentucky	L	24-27
N22	at Youngstown State	L	39-40
Total			291-188

## DIVISION I-A ERA

### 1987 (4-7)

**Head Coach: Gerry Faust**  
**Captains: Doug Knepp, Jay Miller, Gregg Townsend, Gary Tyler**

S5	at Western Michigan	L	19-24
S12	Kent State	L	23-27
S19	Eastern Michigan	W	17-16
S26	at Temple	L	3-23
O3	Eastern Illinois	W	24-10
O10	at Oregon State	L	26-42
O17	Delaware State	L	26-52
O24	at Louisville	L	10-31
O31	Nicholls State	W	23-17
N14	at Northern Illinois	W	27-21
N21	Youngstown State	L	6-10
Total			204-273

### 1988 (5-6)

**Head Coach: Gerry Faust**  
**Captains: John Buddenberg, Pierce Joiner, Robert Lyons, Gary Tyler**

S3	at Northern Illinois	L	6-7
S10	at Kent State	L	12-32
S17	Central Michigan	L	16-27
S24	at New Mexico	W	30-28
O1	at Youngstown State	W	33-7
O8	Arkansas State	L	12-13
O15	at Auburn (#12)	L	0-42
O22	Long Beach State	W	40-0
O29	Cal State Fullerton	W	15-14
N5	New Mexico State	W	52-7
N12	Temple	L	17-37
Total			233-214

## 1989 (6-4-1)

**Head Coach: Gerry Faust**  
**Captains: Derek Alston, Pierce Joiner, Terry Mays, Curtis Williams**

S2	at Virginia Tech	L	3-29
S9	Kent State	W	40-7
S16	at Central Michigan	W	27-26
S23	at Youngstown State	L	17-20
S30	at Bowling Green	W	38-24
O7	Louisiana Tech	W	31-24
O14	at Eastern Illinois	L	17-21
O21	at Murray State	T	31-31
O28	Cincinnati	W	31-0
N4	Northern Arizona	W	52-7
N11	at Tennessee (#11)	L	9-52
Total			296-241

## 1990 (3-7-1)

**Head Coach: Gerry Faust**  
**Captains: Scott Brown, Brian Hilk, Ozzie Jackson, Jeff Williams**

S1	Illinois State	W	17-7
S8	at Kent State	W	38-10
S15	Central Michigan	T	14-14
S22	Cal State Fullerton	W	48-17
S29	at Youngstown State	L	23-28
O6	Western Michigan	L	20-24
O13	at Navy	L	13-17
O20	at Florida (#17)	L	0-59
O27	at Rutgers	L	17-20
N3	Northern Illinois	L	28-31
N10	at Louisiana Tech	L	15-36
Total			233-263

## 1991 (5-6)

**Head Coach: Gerry Faust**  
**Captains: Eric Drakes, Tyrone Nelson, Mike O'Connor, Chris Owens, Tony Stubbs**

S7	at Western Michigan	L	12-35
S14	Illinois State	L	3-25
S21	at Central Michigan	L	29-31
S28	Northern Arizona	W	49-14
O5	at East Carolina (#9)	L	20-56
O12	Youngstown State	W	38-24
O19	Arkansas State	W	28-23
O26	Northern Illinois	W	17-7
N9	at Virginia Tech	L	24-42
N16	at Army	L	0-19
N23	at Temple	W	37-32
Total			257-308

## 1992 (7-3-1, 5-3 MAC-3RD-T)

**Head Coach: Gerry Faust**  
**Captains: Daron Alcorn, Phil Dunn, Vic Green, Chris Owens**

S5	at Eastern Michigan *	W	27-9
S12	Toledo *	W	23-20
S19	at Western Michigan *	L	20-24
O3	at Ohio *	W	13-0
O10	at Kent State *	L	16-20
O17	at Ball State *	W	22-14
O24	Bowling Green *	L	3-24
O31	Central Michigan *	W	31-28
N7	Temple	W	29-15
N14	Youngstown State	T	10-10
N21	at Cincinnati	W	24-22
Total			218-186

## 1993 (5-6, 4-4 MAC-5TH)

**Head Coach: Gerry Faust**  
**Captains: Eric Agosti, Wayne Anderson, Phil Dunn, Odell Robbins**

S2	at Central Michigan *	W	23-13
S11	Kent State *	W	42-7
S18	at Western Michigan *	L	3-20
O2	at Army	L	14-35
O9	Miami (Ohio) *	W	31-13
O16	at Bowling Green *	L	7-49
O23	at Temple	W	31-7
O30	at Ohio *	L	13-21
N6	Eastern Michigan *	W	19-7
N13	Ball State *	L	9-31
N20	Youngstown State	L	0-19
Total			192-222

## 1994 (1-10, 1-8 MAC-9TH)

**Head Coach: Gerry Faust**  
**Captains: DeShawn Brown, Phil Dunn, Darin Ford, Mike Lyons**

S3	Temple	L	7-32
S10	Bowling Green *	L	0-45
S17	at Kent State *	L	16-32
S24	at Western Michigan *	L	6-19
O8	at Miami (Ohio) *	L	14-50
O15	Central Michigan *	L	0-47
O22	Toledo *	L	25-48
O29	at Youngstown State	L	7-41
N5	at Eastern Michigan *	L	18-42
N12	at Ball State *	L	28-38
N19	Ohio *	W	24-10
Total			145-404

## 1995 (2-9, 2-6 MAC-7TH-T)

**Head Coach: Lee Owens**  
**Captains: Game Captains**

S2	Eastern Michigan *	L	29-49
S16	at Bowling Green *	L	12-50
S23	at Kansas State (#19)	L	0-67
S30	Central Michigan *	W	16-13
O7	at Western Michigan *	L	3-7
O14	at Virginia Tech (#10)	L	27-77
O21	Ohio *	L	23-29
O28	Kent State *	W	14-6
N4	Youngstown State	L	10-24
N11	at Toledo *	L	7-41
N18	at Miami (Ohio) *	L	0-65
Total			141-428

## 1996 (4-7, 3-5 MAC-7TH-T)

**Head Coach: Lee Owens**  
**Captains: Nate Boyd, Mike Junko, Andre McCray, Jason Taylor**

A29	at Ohio *	L	14-44
S7	Virginia Tech (#15)	L	18-21
S14	Toledo *	L	10-27
S21	at Illinois	L	7-38
S28	Western Michigan *	W	27-7
O5	at Kent State *	L	17-32
O12	at Central Michigan *	L	0-42
O19	Miami (Ohio) *	W	10-7
O26	at Northern Illinois	W	34-17
N2	Bowling Green *	W	21-14
N9	at Eastern Michigan *	L	17-20
Total			175-269

\* - Mid-American Conference Games

**1997 (2-9, 2-6 MAC 6TH-EAST)**

**Head Coach: Lee Owens**  
**Captains: Nate Boyd, George Germany, Andre McCray, Kevin Kuntz, Mike Lagasse**

A30	at Nebraska (#6)	L	14-59
S13	at Miami (Ohio) *	L	20-49
S20	Bowling Green *	L	28-31
S27	at Louisiana St. (#13)	L	0-56
O4	Central Michigan *	W	53-14
O11	at Marshall *	L	17-52
O18	at Eastern Michigan	L	0-45
O25	Ohio *	L	17-21
N1	at Ball State *	L	14-31
N8	Kent State *	W	45-35
N15	at Toledo * (#18)	L	10-42
Total			218-435

**1998 (4-7, 2-6 MAC-5TH-EAST)**

**Head Coach: Lee Owens**  
**Captains: Nate Boyd, George Germany, Andre McCray, Kevin Kuntz, Mike Lagasse**

S5	Marshall *	L	16-27
S12	at Temple	W	35-28
S26	Ball State *	W	52-14
O3	at Pittsburgh	L	0-35
O10	at Kent State *	W	45-16
O17	at Ohio *	L	14-28
O24	Toledo *	L	17-24
O31	at Central Michigan *	L	27-28
N7	at Bowling Green *	L	21-58
N14	Eastern Michigan	W	24-21
N21	Miami (Ohio) *	L	14-20
Total			265-299

**1999 (7-4, 5-3 MAC-3RD-T EAST)**

**Head Coach: Lee Owens**  
**Captains: George Cameron, Jon Eaton, Steve Hale, Dan Wessman**

S4	at Penn State (#2)	L	24-70
S11	at Buffalo *	W	17-10
S18	Temple	W	25-15
S25	at Eastern Michigan *	L	17-38
O2	at Ball State *	W	31-9
O9	Ohio *	W	41-28
O16	Bowling Green *	W	55-25
O23	at Navy	W	35-29
O30	Western Michigan *	L	10-24
N6	at Miami (Ohio) *	L	23-32
N13	Kent State *	W	37-34
Total			315-314

**2000 (6-5, 5-3 MAC-1ST-T EAST)**

**MAC EAST CHAMPIONS**  
**Head Coach: Lee Owens**  
**Captains: Tony McCray, Rich Reliford, Dwight Smith, Butchie Washington**

S2	at Virginia Tech (#11)	L	23-52
S9	at Central Michigan *	L	7-17
S16	Central Florida	W	35-24
S23	at Ohio *	W	23-20
S30	Miami (Ohio) *	W	37-20
O7	at Bowling Green *	W	27-21
O14	Northern Illinois *	L	35-52
O21	Connecticut	L	35-38
O28	Marshall *	L	28-31
N11	Buffalo *	W	49-14
N18	at Kent State *	W	34-6
Total			333-295

**2001 (4-7, 4-4 MAC-4TH-T EAST)**

**Head Coach: Lee Owens**  
**Captains: Zac Derr, Tim Ritley, Chris Smith, Scott Smith**

A30	Ohio *	W	31-29
S8	at Ohio State (#22)	L	14-28
S22	at Purdue (#24)	L	14-33
S29	Kent State *	W	14-10
O6	at Western Michigan *	L	14-31
O13	at Miami (Ohio) *	L	27-30
O20	Bowling Green	L	11-16
O27	at Marshall *	L	33-50
N3	at Central Florida	L	17-57
N17	at Buffalo *	W	41-14
N24	Eastern Mich. * (30T)	W	65-62
Total			281-360

**2002 (4-8, 3-5 MAC-5TH-EAST)**

**Head Coach: Lee Owens**  
**Captains: Charlie Frye, Ryan Gargas, Ryan Myers, Brandon Payne**

A31	at Iowa	L	21-57
S7	at Maryland	L	14-44
S14	Central Michigan *	L	17-24
S21	at Virginia	L	29-48
S28	Miami (Ohio) *	L	31-48
O5	at Eastern Michigan *	L	34-42
O12	Liberty	W	49-21
O26	at Central Florida *	L	17-28
N2	Marshall (#25) *	W	34-20
N9	at Ohio *	L	10-27
N16	Buffalo *	W	21-10
N23	at Kent State *	W	48-10
Total			325-379

**2003 (7-5, 5-3 MAC 3RD-EAST)**


**Head Coach: Lee Owens**  
**Captains: Chase Blackburn, Matt Cherry, Charlie Frye, Marques Hayes**

A28	Kent State *	L	38-41
S6	at Wisconsin (#18)	L	31-48
S13	Eastern Michigan *	W	24-17
S20	Howard	W	65-7
S27	at Buffalo *	W	38-21
O4	at Miami (Ohio) *	L	20-45
O11	Cal Poly	W	45-14
O18	Central Florida *	W	38-24
O25	at Connecticut	L	37-38
N1	at Marshall *	L	24-42
N8	at Central Michigan *	W	40-28
N15	Ohio *	W	35-28
Total			435-353

**2004 (6-5, 6-2 MAC 2ND-EAST)**

**Head Coach: J.D. Brookhart**  
**Captains: Dan Basch, Chase Blackburn, Diontre Earl, Charlie Frye**

S4	at Penn State	L	10-48
S11	Middle Tennessee St.	L	24-31
S18	at Virginia (#12)	L	0-51
S23	at Kent State *	W	24-19
O2	at Northern Illinois *	L	19-49
O9	Buffalo *	W	44-21
O16	at Central Florida *	W	26-21
O23	Ball State *	W	35-23
N5	Marshall *	W	31-28
N13	at Ohio *	W	31-19
N20	Miami (Ohio) *	L	27-37
Total			271-347



**2005 (7-6, 5-3 MAC-1ST-T EAST)**

**MAC CHAMPIONS**  
**MAC EAST CHAMPIONS**  
**Head Coach: J.D. Brookhart**  
**Captains: Kiki Gonzalez, Domenik Hixon, Jason Montgomery, Brian White**

S10	at Purdue (#13)	L	24-49
S17	at Middle Tenn. State	W	17-7
S24	Northern Ill. * (OT)	W	48-42
O1	Central Michigan *	L	17-31
O8	at Buffalo *	W	13-7
O15	at Miami (Ohio) *	L	23-51
O22	Army	L	0-20
O29	at Bowling Green *	W	24-14
N5	at Ball State *	L	17-23
N15	Ohio *	W	27-3
N24	Kent State *	W	35-3
<b>MAC Championship Game</b>			
D1	vs. Northern Illinois #	W	31-30
<b>Motor City Bowl</b>			
D26	vs. Memphis #	L	31-38
Total			307-318

# - Played at Ford Field (Detroit)

**2006 (5-7, 3-5 MAC-3RD-T EAST)**

**Head Coach: J.D. Brookhart**  
**Captains: Luke Getsy, Kiki Gonzalez**

S2	at Penn State (#19)	L	16-34
S9	at N.C. State	W	20-17
S16	at Central Michigan *	L	21-24
S23	North Texas	W	33-13
S30	at Kent State *	L	15-37
O7	at Cincinnati	L	14-20
O21	Miami (Ohio) *	W	24-13
O28	at Toledo *	L	20-35
N4	Bowling Green *	W	35-28
N9	Buffalo *	W	31-16
N16	at Ohio *	L	7-17
N24	Western Michigan *	L	0-17
Total			236-271

\* - Mid-American Conference Games  
 [HC] - Homecoming

# YEAR-BY-YEAR RESULTS

RECORDS

## 2007 (4-8, 3-5 MAC-6TH EAST)

**Head Coach: J.D. Brookhart**  
**Captains: Yamari Dixon, John Mackey, Mike Schepp**

S1	vs. Army %	W	22-14
S8	at Ohio State (#11)	L	2-20
S15	at Indiana	L	24-41
S22	Kent State *	W	27-20
S29	at Connecticut	L	10-44
O6	at Western Michigan *	W	39-38
O13	Temple *	L	20-24
O27	at Buffalo *	L	10-26
N2	at Bowling Green *	L	20-44
N7	Ohio *	W	48-37
N14	at Miami (Ohio) *	L	0-7
N23	Central Michigan *	L	32-35
Total			254-350

% - Akron's home game, played at Cleveland Browns Stadium as part of the inaugural Patriot Bowl.

## 2008 (5-7, 3-5 MAC-4TH EAST)

**Head Coach: J.D. Brookhart**  
**Captains: Kevin Grant, Chris Kemme, Dennis Kennedy, Merce Poindexter, Doug Williams**

A30	at Wisconsin (#12)	L	17-38
S6	at Syracuse	W	42-28
S13	Ball State *	L	24-41
S20	at Army	W	22-3
S27	Cincinnati	L	15-17
O4	at Kent State * (2OT)	W	30-27
O11	Bowling Green *	L	33-37
O18	at Eastern Michigan *	W	42-35
N5	Toledo *	W	47-30
N13	Buffalo * ^ (4OT)	L	40-43
N22	at Ohio *	L	42-49
N28	at Temple * #	L	0-17
Total			360-375

^ - final game played at the Rubber Bowl  
 # - played at Lincoln Financial Field

## 2009 (3-9, 2-6 MAC-5TH EAST)

**Head Coach: J.D. Brookhart**  
**Captains: Game Captains**

S5	at Penn State (#8)	L	7-31
S12	Morgan State	W	41-0
S19	Indiana	L	21-38
S26	at Central Michigan *	L	21-48
O10	Ohio *	L	7-19
O17	at Buffalo *	L	17-21
O24	at Syracuse *	L	14-28
O31	at Northern Illinois *	L	10-27
N7	Kent State *	W	28-20
N13	Temple *	L	17-56
N22	at Bowling Green *	L	20-36
N28	Eastern Michigan *	W	28-20
Total			360-375

## 2010 (1-11, 1-7 MAC-6TH EAST)

**Head Coach: Rob Ianello**  
**Captains: Alex Allen, Mike Thomas, Mike Ward**

S4	Syracuse	L	3-29
S11	Gardner Webb (3OT)	L	37-38
S18	at Kentucky	L	10-47
S25	at Indiana	L	20-35
O2	Northern Illinois *	L	14-50
O9	at Kent State *	L	17-28
O16	at Ohio *	L	10-38
O23	Western Michigan *	L	10-56
O30	at Temple * #	L	0-30
N6	at Ball State * (3OT)	L	30-37
N17	Miami (Ohio) *	L	14-19
N28	Buffalo *	W	22-14
Total			187-421

# - played at Lincoln Financial Field

## 2011 (1-11, 0-8 MAC-7TH EAST)

**Head Coach: Rob Ianello**  
**Captains: Jake Anderson, Adam Steiner, Brian Wagner**

S3	at Ohio State	L	0-42
S10	Temple *	L	3-41
S17	at Cincinnati	L	14-59
S24	VMI	W	36-13
O1	at Eastern Michigan *	L	23-31
O8	FIU	L	17-27
O22	Ohio *	L	20-37
O29	Central Michigan *	L	22-23
N3	at Miami (Ohio) *	L	3-35
N12	Kent State *	L	3-35
N19	at Buffalo *	L	10-51
N25	at Western Michigan *	L	19-68
Total			170-462

## 2012 (1-11, 0-8 MAC-7TH EAST)

**Head Coach: Terry Bowden**  
**Captains: Adam Bice, Kurt Mangum, Adam Steiner**

A30	Central Florida	L	14-56
S8	at FIU (OT)	L	38-41
S15	Morgan State	W	66-6
S22	at Tennessee	L	26-47
S29	Miami (Ohio) *	L	49-56
O6	Bowling Green *	L	10-24
O13	at Ohio *	L	28-34
O20	Northern Illinois *	L	7-37
O27	at Central Michigan *	L	10-35
N3	at Kent State *	L	24-35
N10	Massachusetts *	L	14-22
N20	at Toledo *	L	23-35
Total			313-428

## 2013 (5-7, 4-4 MAC-4TH EAST)

**Head Coach: Terry Bowden**  
**Captains: Nico Caponi, Malachi Freeman, Jarrod Pughley**

A29	at UCF	L	7-38
S7	James Madison	W	35-33
S14	at Michigan (#11)	L	24-28
S21	Louisiana	L	30-35
S28	at Bowling Green *	L	14-31
O5	Ohio *	L	3-43
O12	at Northern Ill. * (#23)	L	20-27
O19	at Miami (Ohio) *	W	24-17
O26	Ball State *	L	24-42
N2	Kent State *	W	16-7
N16	at Massachusetts *	W	14-13
N29	Toledo *	W	31-29
Total			242-343

## 2014 (5-7, 4-4 MAC-4TH EAST)

**Head Coach: Terry Bowden**  
**Captains: Justin March-Lillard, Nick Rossi, Travis Switzer**

A28	Howard	W	41-0
S6	at Penn State	L	3-21
S20	Marshall	L	17-48
S27	at Pittsburgh	W	21-10
O4	Eastern Michigan *	W	31-6
O11	Miami (Ohio) *	W	29-19
O18	at Ohio *	L	20-23
O25	at Ball State *	L	21-35
N4	Bowling Green *	L	10-27
N11	at Buffalo *	L	24-55
N18	Massachusetts *	W	30-6
N28	at Kent State *	L	24-27
Total			242-343

## 2015 (8-5, 5-3 MAC-T2ND EAST)

**FAMOUS IDAHO POTATO BOWL CHAMPIONS**  
**Head Coach: Terry Bowden**  
**Captains: Jatavis Brown, Cody Grice, Conor Hundley**

S5	at Oklahoma (#19)	L	3-41
S12	Pittsburgh	L	7-24
S19	Savannah State	W	52-9
S26	at Louisiana	W	35-14
O3	Ohio * [HC]	L	12-14
O10	at Eastern Michigan *	W	47-21
O17	at Bowling Green *	L	10-59
O31	Central Michigan *	L	6-14
N7	at Massachusetts *	W	17-13
N14	at Miami (Ohio) *	W	37-28
N21	Buffalo *	W	42-21
N27	Kent State *	W	20-0

<b>Famous Idaho Potato Bowl</b>			
D22	vs. Utah State #	W	23-21
Total			311-279

# - Played at Albertsons Stadium (Boise, Idaho)

## 2016 (5-7, 3-5 MAC-T3RD EAST)

**Head Coach: Terry Bowden**  
**Captains: JoJo Natson, DeAndre Scott, James Turner**

S3	VMI	W	47-24
S10	at Wisconsin (#10)	L	10-54
S17	at Marshall	W	65-38
S24	Appalachian State	L	38-45
O1	at Kent State *	W	31-27
O8	Miami (Ohio) * [HC]	W	35-13
O15	Western Mich. (#25) *	L	0-41
O22	at Ball State *	W	35-25
O27	at Buffalo *	L	20-41
N2	Toledo *	L	17-48
N9	Bowling Green *	L	28-38
N22	at Ohio *	L	3-9
Total			329-403

## 2017 (7-7, 6-2 MAC-1ST EAST)

**MAC EAST CHAMPIONS**  
**Head Coach: Terry Bowden**  
**Captains: Warren Ball, A.J. Coney, Zach Guiser**

S2	at Penn State (#6)	L	0-52
S9	ARKANSAS PINE BLUFF	W	50-3
S16	IOWA STATE	L	14-41
S23	at Troy	L	17-22
S30	at Bowling Green *	W	34-23
O7	BALL STATE * [HC]	W	31-3
O15	at Western Michigan *	W	14-13
O21	at Toledo *	L	21-48
O28	BUFFALO *	W	21-20
N7	at Miami (Ohio) *	L	14-24
N14	OHIO *	W	37-34
N21	KENT STATE *	W	24-14

<b>MAC Championship Game</b>			
D2	vs. Toledo #	L	28-45
<b>Boca Raton Bowl</b>			
D19	at FAU	L	3-50
Total			310-392

# - Played at Ford Field (Detroit)

## 2018 (4-8, 2-6 MAC-T4TH EAST)

**Head Coach: Terry Bowden**  
**Captains: Kyron Brown, Ulysees Gilbert III, Kyle Ritz**

S1	at Nebraska	cancelled	
S8	MORGAN STATE	W	41-7
S15	at Northwestern	W	39-34
S22	at Iowa State	L	13-26
O6	MIAMI (Ohio) * [HC]	L	17-41
O13	at Buffalo *	L	6-24
O20	at Kent State * (OT)	W	24-23
O27	CENTRAL MICHIGAN *	W	17-10
N1	NORTHERN ILLINOIS *	L	26-36
N10	at Eastern Michigan *	L	7-27
N17	BOWLING GREEN *	L	6-21
N23	at Ohio *	L	28-49
D1	at South Carolina	L	3-28
Total			227-326

\* - Mid-American Conference Games  
 [HC] - Homecoming



Zach Guiser

RECORDS

**RECORD VS. RANKED OPPONENTS**

Date	Rank	Opponent	H/A/N	Score
Nov. 10, 1979	#17	Temple	A	L, 42-6
Oct. 15, 1988	#12	Auburn	A	L, 42-0
Nov. 11, 1989	#11	Tennessee	A	L, 52-9
Oct. 20, 1990	#17	Florida	A	L, 59-0
Oct. 5, 1991	#9	East Carolina	A	L, 56-20
Sept. 23, 1995	#19	Kansas State	A	L, 67-0
Oct. 14, 1995	#10	Virginia Tech	A	L, 77-27
Sept. 7, 1996	#15	Virginia Tech	H	L, 21-18
Aug. 30, 1997	#6	Nebraska	A	L, 59-14
Sept. 27, 1997	#13	LSU	A	L, 56-0
Nov. 15, 1997	#18	Toledo	A	L, 42-10
Sept. 4, 1999	#2	Penn State	A	L, 70-24
Sept. 2, 2000	#11	Virginia Tech	A	L, 52-23
Sept. 8, 2001	#22	Ohio State	A	L, 28-14
Sept. 22, 2001	#24	Purdue	A	L, 33-14
Nov. 2, 2002	#25	Marshall	H	W, 34-20
Sept. 6, 2003	#18	Wisconsin	A	L, 48-31
Sept. 18, 2004	#12	Virginia	A	L, 51-0
Sept. 10, 2005	#13	Purdue	A	L, 49-24
Sept. 2, 2006	#19	Penn State	A	L, 34-16
Sept. 8, 2007	#11	Ohio State	A	L, 20-2
Aug. 30, 2008	#12	Wisconsin	A	L, 38-17
Sept. 5, 2009	#8	Penn State	A	L, 31-7
Sept. 14, 2013	#11	Michigan	A	L, 28-24
Oct. 12, 2013	#23	Northern Illinois	A	L, 27-20
Sept. 5, 2015	#19	Oklahoma	A	L, 3-41
Sept. 10, 2016	#10	Wisconsin	A	L, 10-54
Oct. 15, 2016	#25	Western Michigan	H	L, 0-41
Sept. 2, 2017	#6	Penn State	A	L, 0-52

Overall Record: 1-28      Home Record: 1-2      Road Record: 0-26

**RECORD BY DECADE**

Decade	W	L	T	Pct.	H	A	N
1890s	15	13	0	.536	12-7	3-6	0-0
1900s	11	18	1	.383	8-6-1	3-12	0-0
1910s	38	36	6	.513	33-25-6	5-11-0	0-0
1920s	48	32	3	.597	36-15-2	12-17-1	0-0
1930s	48	33	6	.586	37-24-4	10-9-2	1-0
1940s	18	38	4	.333	13-21-4	5-17	0-0
1950s	40	44	4	.477	18-22-3	22-21-1	0-1
1960s	57	32	3	.636	33-8-1	22-22-2	2-2
1970s	64	40	3	.612	39-13-1	25-26-2	0-1
1980s	56	54	2	.509	35-18	21-36-2	0-0
1990s	40	68	2	.373	26-21-2	14-47	0-0
2000s	51	67	0	.432	30-21	19-45	2-1
2010s	37	74	0	.333	22-31	14-42	1-1

**OVERTIME RECORD**

Date	Opponent	H/A/N	Score	# of OTs
Dec. 4, 1976	Northern Michigan	H	W, 29-26	1
Nov. 24, 2001	Eastern Michigan	H	W, 65-62*!	3
Sept. 24, 2005	Northern Illinois	H	W, 48-42	1
Oct. 4, 2008	Kent State	A	W, 30-27	2
Nov. 13, 2008	Buffalo	H	L, 43-40	4
Sept. 11, 2010	Gardner Webb	H	L, 38-37	3
Nov. 6, 2010	Ball State	A	L, 37-30	3
Sept. 8, 2012	Florida International	A	L, 41-38	1
Oct. 20, 2018	Kent State	A	W, 24-23	1

Overall Record: 5-4      Home Record: 3-2      Road Record: 2-2

One Overtime: 3-1  
Two Overtimes: 1-0  
Three Overtimes: 1-2  
Four Overtimes: 0-1

\* - Second-highest scoring game (combined points) in MAC history  
! - Highest-scoring game heading into overtime in FBS history

# COACHING RECORDS



◆ **Howard "Red" Blair**  
1927-35



◆ **Jim Dennison**  
1973-85



◆ **Gerry Faust**  
1986-94



◆ **Gordon K. Larson**  
1961-72



◆ **Lee Owens**  
1995-03

## ALL-TIME HEAD COACH RECORDS

Year(s)	Coach (Alma Mater)	Yrs	G	W	L	T	Pct.	
1891	No Coach	1	4	1	3	0	.250	
1892	Frank Cook	1	7	3	4	0	.429	
1893-94	John W. Heisman (Penn)	2	8	6	2	0	.750	
1895	No Coach	1	5	3	2	0	.600	
1896	Harry Wilson	1	1	0	1	0	.000	
1897-98	Did Not Compete							
1899	Archie Eves (Buchtel)	1	3	2	1	0	.667	
1900	No Coach	1	6	2	3	1	.417	
1901	Did Not Compete							
1902	Forest Firestone (Michigan)	1	7	2	5	0	.286	
1903	Rev. Alfred W. Place (Chicago)	1	2	0	2	0	.000	
1904-07	Did Not Compete							
1908	Dr. Dwight Bradley (Penn)	1	7	3	4	0	.429	
1909	Clarence Weed (Olivet)	1	8	4	4	0	.500	
1910-14	Frank Haggerty (Colby)	5	41	22	16	3	.573	
1915-23	Fred S. Sefton (Colgate)	9	71	34	33	4	.507	
1924-25	James W. Coleman (Arkansas)	2	16	6	10	0	.375	
1926	George Babcock	1	9	5	2	2	.667	
1927-35	Howard "Red" Blair (Ohio St.)	9	77	42	30	5	.578	
1936-38	James W. Aiken (Wash. & Jeff.)	3	27	19	7	1	.727	
1939-40	Thomas W. Dowler (Colgate)	2	18	7	9	2	.444	
1941-42	Otis W. Douglas (Wm. & Mary)	2	18	5	10	3	.361	
1943-45	No Games Played							
1946-47	Paul Baldacci (Wm. & Mary)	2	17	7	10	0	.412	
1948-51	William "Bud" Houghton (Ohio Wesleyan)	4	35	7	27	1	.214	
1952-53	Kenneth "Red" Cochrane (Akron)	2	18	8	9	1	.472	
1954-60	Joseph H. McMullen (Brown)	7	61	30	28	3	.516	
1961-72	Gordon K. Larson (Kent St.)	12	112	74	33	5	.683	
1973-85	Jim Dennison (Wooster)	13	144	80	62	2	.562	
1986-94	Gerry Faust (Dayton)	9	99	43	53	3	.449	
1995-03	Lee Owens (Bluffton)	9	101	40	61	0	.396	
2004-09	J.D. Brookhart (Colorado St.)	6	72	30	42	0	.417	
2010-11	Rob Ianello (Catholic)	2	24	2	22	0	.083	
2012-18	Terry Bowden (West Virginia)	7	87	35	52	0	.402	
<b>Totals</b>			<b>118</b>	<b>1,105</b>	<b>522</b>	<b>547</b>	<b>36</b>	<b>.489</b>

## ALL-TIME WINNINGEST COACHES (WINS)

Name	Years	Wins	Games
1. Jim Dennison	1973-85	80	144
2. Gordon K. Larson	1961-72	74	112
3. Gerry Faust	1986-94	43	99
4. Howard "Red" Blair	1927-35	42	77
5. Lee Owens	1995-03	40	101


## ALL-TIME WINNINGEST COACHES (WINNING %)\*

Name	Years	Record	Winning %
1. Gordon K. Larson	1961-72	74-33-5	.683
2. Howard "Red" Blair	1927-35	42-30-5	.578
3. Frank Haggerty	1910-14	22-16-3	.573
4. Jim Dennison	1973-85	80-62-2	.562
5. Joseph H. McMullen	1954-60	30-28-3	.516

\*minimum 30 games coached

## MOST GAMES COACHED

Name	Years	Total Games
1. Jim Dennison	1973-85	144
2. Gordon K. Larson	1961-72	112
3. Lee Owens	1995-03	101
4. Gerry Faust	1986-94	99
5. Terry Bowden	2012-18	87



**Jim Dennison**

RECORDS

**POSTSEASON HISTORY**



# 1968 Grantland Rice Bowl

## Akron's First Bowl

- ◆ Louisiana Tech 33, Akron 13
- ◆ December 14, 1968
- ◆ Floyd Stadium | Murfreesboro, Tenn.

Louisiana Tech	21	0	0	12	-	33
Akron	0	7	6	0	-	13

### Scoring Summary

- LT - Bradshaw 16-yard run (Golmon kick)
- LT - Spinks 36-yard pass from Bradshaw (Golmon kick)
- LT - Herren 2-yard run (Golmon kick)
- UA - Vargo 1-yard run (Harrison kick)
- UA - Beidleman 13-yard run (kick blocked)
- LT - Brewer 6-yard pass from Bradshaw (kick failed)
- LT - Bradshaw 8-yard run (pass failed)

### Team Stats

	LT	UA
First Downs	21	14
Rushing Yards	86	118
Passing	33-19-2	21-6-3
Passing Yards	261	78
Total Offense	347	196

### UA Individual Stat Leaders:

- Ron Lemon, 18 rushes, 75 yards
- Jack Beidleman, 18 rushes, 48 yards, 1 TD; 2 recs, 22 yards
- Dan Ruff, 4 receptions, 56 yards



MURFREESBORO, Tenn.– It was the first bowl appearance for either team when The University of Akron and Louisiana Tech met in the fifth annual Grantland Rice Bowl for the 1968 College Division Mideast Region Championship.

Both teams touted quarterbacks who rewrote their respective record books.

For the Zips, under head coach Gordon Larson, senior Don Zwisler entered the contest ranked fourth in the nation in passing. For the Bulldogs, junior Terry Bradshaw ranked first in the country.

Tech jumped out to a quick lead with three touchdowns in the first quarter for a 21-0 advantage.



The Zips managed to get on the board with 1:50 left in the half on a 1-yard run from junior fullback John Vargo. At 28, Vargo was the oldest running back in the country.

The Zips opened the second half with their most impressive drive of the day as they marched 80 yards in 19 plays as sophomore halfback Jack Beidleman took the ball in from 13 yards for the Akron score, cutting the lead to 21-13.

The Zips though could draw no closer as two more Bradshaw scores in the fourth quarter sealed the Bulldog win.

On the day, Bradshaw rushed for two scores and threw for two more giving the football world a glimpse of things to come for the NFL Hall of Fame quarterback.

POSTSEASON HISTORY



POSTSEASON HISTORY

# 1976 Division II Playoffs | Quarterfinal

*First Postseason Victory in Program History*

- ◆ Akron 27, UNLV 6
- ◆ November 27, 1976
- ◆ Rubber Bowl | Akron, Ohio



UNLV	6	0	0	0	-	6
Akron	10	10	0	7	-	27

### Scoring Summary


- UA - Embick 24-yard field goal
- UNLV - Bowls 100-yard kickoff return (kick failed)
- UA - Bezbatchenko 43-yard run (Embick kick)
- UA - Hovanec 1-yard run (Embick kick)
- UA - Embick 24-yard field goal
- UA - Evans 14-yard pass from Bezbatchenko (Embick kick)

### Team Stats

	UNLV	UA
First Downs	14	25
Rushes/Yards	16-8	77-419
Passes	19-42-3	5-10-1
Passing Yards	241	31

### UA Individual Stat Leaders:

- Mark Hovanec, 21 rushes, 111 yards
- Marty Bezbatchenko, 14 rushes, 88 yards
- Glenn Evans, 4 receptions, 31 yards, 1 TD



AKRON, Ohio- It was all Akron as the Zips hosted the University of Nevada-Las Vegas at the Rubber Bowl in the quarterfinal round of the 1976 NCAA Division II Playoffs.

Akron head coach Jim Dennison's trademark running attack was true to form as the Blue and Gold racked up 419 yards on the ground, while the defense held the Rebel runners to only eight yards and controlled the game.

The Zips got on the board first, taking the opening kickoff down to the Vegas 7-yard line where Jim Embick split the uprights with a 24-yard field goal for a 3-0 Akron lead.

UNLV had its only point production on the afternoon on the ensuing kickoff when 5-6, 143-lb. freshman Ken Bowls took the Embick kick in the endzone and returned it 100 yards

for the Rebel touchdown. UNLV led 6-3 after the extra point attempt missed.

The Zips regained the lead for good later in the first half when quarterback Marty Bezbatchenko scampered 43 yards for a touchdown.

Akron added 10 more points in the second quarter on a 1-yard Mark Hovanec run and a 24-yard Embick field goal.

Bezbatchenko closed out the scoring in the fourth quarter when he hit senior wide receiver Glenn Evans from 14 yards for the Akron touchdown.

For Akron, the win marked the first postseason victory in program history.

POSTSEASON HISTORY

# 1976 Division II Playoffs | Semifinal

## Knute Rockne Bowl; First OT Game in NCAA Playoffs

- ◆ Akron 29, Northern Michigan 26 (OT)
- ◆ December 4, 1976
- ◆ Rubber Bowl | Akron, Ohio



Northern Mich.	10	0	6	8	-	3	-	26
Akron	7	7	0	9	-	6	-	29

### Scoring Summary


- NMU - Awrey 1-yard run (Harves kick)
- NMU - Harves 31-yard field goal
- UA - Axner 56-yard run (Embick kick)
- UA - Axner 6-yard run (Embick kick)
- NMU - Awrey 4-yard run (pass failed)
- UA - Axner 3-yard run (run failed)
- NMU - Brown 1-yard fumble recovery (Harves kick)
- UA - Embick 35-yard field goal
- NMU - Harves 39-yard field goal
- UA - Bezbatchenko 1-yard run

### Team Stats

	NMU	UA
First Downs	21	16
Rushes/Yards	51-97	60-271
Passes	16-27-2	2-6-2
Passing Yards	251	60

### UA Individual Stat Leaders:

- Dave Axner, 15 rushes, 122 yards, 3 TD's
- Greg Thurman, 10 rushes, 54 yards
- Mark Hovanec, 15 rushes, 48 yards



POSTSEASON HISTORY

AKRON, Ohio- History between the Zips and Wildcats added another chapter during the semifinal round of the 1976 NCAA Division II Playoffs- named the Knute Rockne Bowl as the teams played in the first overtime game in the history of NCAA football playoffs.

In the fourth quarter, Axner scored his third TD of the day on a 3-yard run. The Zips, too, missed on a two-point try, leaving them with a 20-16 lead. NMU reclaimed the lead after a QB fumble on the Akron 1-yard line, and OL Roy Brown recovered for the score.

Riding a six-game winning streak against NMU in series history, the Zips were down by 10 points before the Akron rushing machine began to roll. With 2:48 remaining in the first quarter, junior halfback Dave Axner took a Marty Bezbatchenko hand off on the right side and sprinted 56 yards to the end zone.

Down by three points with 3:29 left on the clock, UA had one final shot. Starting on their own 29-yard line, the Zips drove the ball to the NMU 18-yard line where kicker Jim Embick split the uprights with :01 left to tie the contest at 23-23 and send it into overtime.

Akron took the lead in the closing minutes of the half when Axner hit paydirt again for six yards to help the Zips to a 14-10 lead entering the locker room.

With each team trading a series from the opponent's 15-yard line, the Zips won the toss and elected to defend. They pushed the Wildcats back to the 23-yard line where they hit a field goal. The UA offense then took over and ran three rushing plays to move the ball to the 1-yard line where Bezbatchenko went over the goal line on a quarterback keeper to seal the victory.

NMU scored on its first drive of the second half but missed a two-point conversion.

# 1976 Division II Playoffs | Final

## *Pioneer Bowl; National Championship Game*

- ◆ **Montana State 24, Akron 13**
- ◆ **December 11, 1976**
- ◆ **Memorial Stadium | Wichita Falls, Texas**



<b>Akron</b>	<b>0</b>	<b>0</b>	<b>7</b>	<b>6</b>	<b>-</b>	<b>13</b>
<b>Montana State</b>	<b>0</b>	<b>14</b>	<b>3</b>	<b>7</b>	<b>-</b>	<b>24</b>

POSTSEASON HISTORY


### Scoring Summary

- MSU - McCullough 5-yard pass from Dennehy (Muri kick)
- MSU - Damberger 3-yard pass from Ueland (Muri kick)
- MSU - Muri 21-yard field goal
- UA - Axner 3-yard run (Embick kick)
- UA - Evans 22-yard pass from Bezbatchenko (kick failed)
- MSU - Kosterba 7-yard run (Muri kick)

Team Stats	UA	MSU
First Downs	14	19
Rushes/Yards	44-179	67-266
Passes	7-19-2	7-10-2
Passing Yards	91	50

### UA Individual Stat Leaders:

- Greg Thurman, 10 rushes, 44 yards
- Dave Axner, 11 rushes, 42 yards, 1 TD
- Glenn Evans, 4 receptions, 60 yards, 1 TD



WICHITA FALLS, Texas- It was windy and bitter cold in Wichita Falls when the Zips met No. 1 Montana State for the NCAA Division II National Championship.

The day was made for the ground game and ball control offenses, and the opponents did not disappoint.

UA entered the contest averaging 251.2 yards per game rushing, while MSU ranked first in the nation with 287.5 yards per game on the ground.

The teams played through a scoreless tie through the first quarter and most of the second. MSU finally broke the ice with a 5-yard TD pass to cap a 51-yard drive with 5:47 remaining in the half. The Bobcats scored again with :27 left to take a 14-0 lead at intermission. Montana State controlled the ball for 19:09 in the first half and had 12 first downs compared to 10:51 and two first downs for UA.

The Bobcats added a field goal in the third quarter to take a 17-0 lead before Akron took advantage of a MSU mistake. Charles Parnell recovered a Bobcats fumble at the MSU 30-yard line. Akron got on the board five plays later when Dave Axner ran in from 3 yards out with 1:33 left in the third.

UA caught another break early in the fourth quarter when senior Louis Formen intercepted a MSU pass and set the Zips up at the Bobcats 25-yard line. Quarterback Marty Bezbatchenko finished the three-play drive with a 22-yard touchdown pass to Glenn Evans.

The Montana State defense, however, took matters into its own hands by shutting the Zips down, while the offense added one more touchdown for the final 24-13 score. While the Zips fell 11 points shy of a National Championship, the 1976 team provided countless exciting memories for Akron fans for years to come.

# 1985 Division I-AA Playoffs | First Round

## Zips' First Division I Playoff Game



- ◆ Rhode Island 35, Akron 27
- ◆ November 30, 1985
- ◆ Meade Stadium | Kingston, R.I.

<b>Akron</b>	<b>0</b>	<b>7</b>	<b>14</b>	<b>6</b>	<b>-</b>	<b>27</b>
<b>Rhode Island</b>	<b>0</b>	<b>14</b>	<b>14</b>	<b>7</b>	<b>-</b>	<b>35</b>

### Scoring Summary

- RIU - DiMaggio 3-yd pass from Ehrhardt (Griffin kick)
- UA - Tyler 77-yd return of blocked FG (Klaus kick)
- RIU - Donfield 21-yd pass from Ehrhardt (Griffin kick)
- RIU - DiMaggio 4-yd pass from Ehrhardt (Griffin kick)
- UA - Rafac 16-yd interception return (Klaus kick)
- UA - Clark 1-yd run (Klaus kick)
- RIU - DiMaggio 3-yd pass from Ehrhardt (Griffin kick)
- UA - Green 1-yd run (kick blocked)
- RIU - DiMaggio 7-yd pass from Ehrhardt (Griffin kick)

### Team Stats

	<b>UA</b>	<b>URI</b>
First Downs	20	31
Rushes/Yards	55-228	12-53
Passes	10-22-3	43-70-2
Passing Yards	115	472

### UA Individual Stat Leaders:

- Mike Clark, 13 rushes, 172 yards, 1 TD
- Willie Davis, 6 receptions, 79 yards
- Brian Moran, 13 tackles



POSTSEASON HISTORY

KINGSTON, R.I.- With a come-from-behind 17-14 victory over Austin Peay to finish the regular season at 8-3, Akron headed to battle the Rhode Island Rams in round one of the NCAA I-AA playoffs, marking the Zips' first playoff showing since the move to Division I.

The Zips' powerful running attack had a few question marks entering the game. Junior tailback Mike Clark, who averaged 148 yards per game through the first seven contests, had been hampered by a sprained ankle and totaled only 115 yards in the last three games. Although Akron fell to the Rams, 35-27, Clark came through in style, churning out 172 yards and a touchdown.

After a scoreless first quarter, Rhode Island got on the board with a three-yard touchdown pass and extra point to take a 7-0 lead. After the Rams drove to the UA 17-yard line on their next possession, the Akron special teams took over. A Rams' field goal attempt was blocked

by freshman Gary Tyler and returned 77 yards for a touchdown. Rhode Island scored again to hold a 14-7 edge at halftime.

URI jumped out to a 14-point lead midway through the third quarter. Akron mounted another comeback as defensive lineman Steve Rafac intercepted a Tom Ehrhardt pass and returned it 16 yards for a touchdown.

The next Akron score came when Clark capped off a 55-yard drive with a 1-yard over the middle leap into the endzone. Clark rushed for all 55 yards of the three-play drive, including a gallop of 53 yards.

The two teams traded scores once again with tailback Anthony Green hitting paydirt for the Zips early in the fourth quarter. The extra point attempt was blocked, however, leaving the Rams with a 29-27 lead and the eventual victory.

# 2005 Mid-American Conference Championship

*First Conference Championship*

**Attendance** 12,051  
**Kickoff Time** 7:45 p.m.  
**End of Game** 11:16 p.m.  
**Total Elapsed Time** 3:31  
**Officials:** Referee- Bill Alge; Umpire- William Zurcher; Linesman- Brian Matthews; Line Judge- Steve Barnes; Back Judge- Larry Orrico; Field Judge- Mike Conlin; Side Judge- Bill Simmons  
**Temperature:** 72 **Wind:** None  
**Weather:** Indoors

**Head coaches**

Akron J.D. Brookhart  
 Northern Illinois Joe Novak

**Team Stats**

	UA	NIU
First Downs	27	19
Rushes- Net Yards	32-105	52-250
Net Yards Passing	413	110
Pass Comp-Attempts-Int	30-52-1	7-17-0
Total Offense (Plays-Yds)	84-518	69-360
Fumble returns-Yds-TD	0-0-0	0-0-0
Kickoff returns-Yds-TD	3-75-0	6-124-0
Interception returns-Yds-TD	0-0-0	1-0-0
Punts (Number-Avg.)	5-38.0	5-46.6
Fumbles-Lost	1-1	0-0
Penalties-Yards	8-70	3-10
Possession Time	26:56	33:04
Third-Down Conversions	6 of 14	6 of 15
Fourth-Down Conversions	1 of 1	0 of 0
Red-Zone Scores-Chances	3-3	4-4
Sacks By: Number-Yards	3-27	2-16

**Rushing:** Akron- Biggs 20-70, Hixon 1-20, Kennedy 3-8, Getsy 8-7; NIU- Wolfe 42-270, Davis 4-10, Team 1-(-1), Nicholson 5-(-29).

**Passing:** Akron- Getsy 30-50-1-413-1; Team 0-1-0-0-0; Biggs 0-1-0-0-0. NIU- Nicholson 7-17-0-110-1.

**Receiving:** Akron- Hixon 8-144, Kasperek 6-81, Montgomery 6-69, Biggs 4-53, Long 3-20, Arthur 2-26, Kennedy 1-20. NIU- Davis 2-41, Hurd 2-26, Nordin 2-22, Raleigh 1-21.

**Interceptions:** Akron- none. NIU- Brown 1-0.

**Tackles (UA-A):** Akron- Rohr 5-4, Mackey 5-4, Stokes 5-3, Brown 5-2, Reid 4-2, Dixon 2-4, Tate 3-2, Anderson 2-2, White 2-2, Grant 1-3, Corner 1-3, Gonzalez 1-3, Heny 2-1, Nedd 0-3, five with 1 each. NIU- Ray Smith 4-7, Adriel Hansbro 8-2, Blalark 4-5, Brown 4-4, Alvah Hansbro 3-4, Utschig 4-2, Hutton 0-6, Deon Smith 3-1, Holman 1-3, McCarthy 0-4, Rusch 1-2, English 1-2, Holycross 1-1, eight with 1 each.

- ◆ Akron 31, Northern Illinois 30
- ◆ December 1, 2005
- ◆ Ford Field | Detroit, Mich.

<b>Akron</b>	<b>10</b>	<b>0</b>	<b>0</b>	<b>21</b>	<b>-</b>	<b>31</b>
<b>Northern Illinois</b>	<b>0</b>	<b>10</b>	<b>14</b>	<b>6</b>	<b>-</b>	<b>30</b>



DETROIT (AP) -- The Akron Zips won the first conference title in school history and berth in the Motor City Bowl -- and hope they earned some national attention.

Luke Getsy threw a 36-yard touchdown pass to Domenik Hixon with 10 seconds left to give Akron a 31-30 victory over Northern Illinois on Thursday night in the Mid-American Conference championship game at Ford Field.

"This is a huge moment, not just for our football program, but for our athletic department and our university," Zips coach J.D. Brookhart said. "This was the best three-hour advertisement you could ask for, because we are still in the building phase of this program."

The Zips (7-5) overcame a national conference championship-game record 270 yards and two touchdowns by Huskies tailback Garrett Wolfe.

"In the fourth quarter, if I could have broken one more tackle or made one more move, maybe we

could have gotten the first down we needed," he said. "We lost the game, so it doesn't matter how many yards I had."

Akron's winning drive started on its own 19 with 1:41 left and no timeouts. The Zips drove into Northern Illinois (7-5) territory and Hixon beat Adriel Hansbro down the middle of the field and grabbed Getsy's pass deep in the end zone.

"We were two yards short of the first down that would have ended the game," Northern Illinois coach Joe Novak said. "We couldn't make the play when we needed one, and they did."

The Zips had never won a football title in any conference, dating to their joining the Ohio Athletic Conference in 1915.

Wolfe had 42 carries and easily broke the previous MAC title-game record of 188 yards, set by Toledo's Chester Taylor in 2001, and the 2-year-old national record of 235 yards, set by Kansas State's Darren Sproles.

POSTSEASON HISTORY



Akron took a 3-0 lead on their first possession on Jason Swiger's 47-yard field goal, the longest in MAC title-game history until Nendick's kick three quarters later.

The teams then traded short rushing touchdowns, as Kennedy put Akron up 10-0 with a 3-yard run. Wolfe made it 10-7 with a 1-yard dive.

Swiger narrowly missed a 46-yard field goal attempt. Nendick tied the game at 10 with a 21-yarder.

The score was tied at 10 at halftime.

Wolfe raced 62 yards to the Zips 20 midway through the third, then scored his second touchdown on a 12-yard burst.

After a fumble, the Huskies made it 24-10 when Dan Nicholson hit Sam Hurd at the goal line with a 19-yard scoring pass.

The Zips rallied and cut the margin to 24-17 on a 3-yard run by Brett Biggs with 13:53 remaining.

Chris Nendick pushed Northern Illinois' lead back to 10 points with a championship game-record 52-yard field goal. But Getsy countered with a 7-yard draw for



a touchdown that pulled the Zips within three, 27-24. Nendick's third field goal, a 46-yarder, made it a six-point game with 3:28 to go.

Akron drove to the Northern Illinois 33, before Getsy's pass bounced off the hands of Dennis Kennedy and was intercepted by linebacker Phil Brown.

Northern Illinois went three-and-out, forcing Akron to use all three timeouts, but the Zips got possession and Getsy drove for the winning score.

"It was an unbelievable finish," Brookhart said. "We found a way to go 80 yards."

Getsy was 30-of-50 for 413 yards, and Hixon had eight catches for 144 yards.

The game was as wild as the teams' first meeting, which Akron won 48-42 in overtime on Sept. 24.

**Zips Notes**

- First Mid-American Conference East Division title
- First MAC Championship game appearance
- First MAC Championship game victory
- Since starting to play football in 1891, Akron had never won a conference title (at any level).
- The appearance in the MAC championship game was the first for both Akron and Northern Illinois.
- The MAC had not had a match-up of first time participants since the first league title game in 1997.

**Scoring Summary**

		V-H
<b>1st</b>		
11:54	UA- Jason Swiger 47-yd field goal, 8-32, 1:57	3-0
2:55	UA- Dennis Kennedy 3-yd run (Swiger kick), 6-61, 1:47	10-0
<b>2nd</b>		
11:14	NIU- Garrett Wolfe 1-yd run (Chris Nendick kick), 8-67, 3:28	10-7
2:21	NIU- Nendick 21-yd field goal, 9-67, 4:24	10-10
<b>3rd</b>		
5:03	NIU- Garrett 11-yd run (Nendick kick), 5-81, 2:46	10-17
1:43	NIU- Sam Hurd 19-yd pass from Dan Nicholson (Nendick kick), 6-32, 3:06	10-24
<b>4th</b>		
13:53	UA- Brett Biggs 3-yd run (Swiger kick), 11-80, 2:50	17-24
10:49	NIU- Nendick 52-yd field goal, 8-55, 2:59	17-27
7:35	UA- Luke Getsy 7-yd run (Swiger kick), 10-76, 3:08	24-27
3:28	NIU- Nendick 46-yd field goal, 9-42, 3:58	24-30
0:10	UA- Domenik Hixon 36-yd pass from Getsy (Swiger kick), 9-81, 1:31	31-30



**Jermaine Reid**



**Kris Kasparek**

# 2005 Motor City Bowl

## Akron's First Division I-A [FBS] Bowl

**Attendance** 50,616  
**Kickoff Time** 4:00 p.m.  
**End of Game** 7:47 p.m.  
**Total Elapsed Time** 3:57

**Officials:** Referee- Jack Folliard; Umpire- Dennis Angel; Linesman- James Rinne; Line Judge- Blake Lozo; Back Judge- Mike Aaronian; Field Judge- Mike Mothershed; Side Judge- Bernard Samuels

**Temperature:** 72 **Wind:** None  
**Weather:** Indoors

### Head coaches

Memphis Tommy West  
 Akron J.D. Brookhart

Team Stats	UM	UA
First Downs	21	24
Rushes- Net Yards	58-346	23-47
Net Yards Passing	170	455
Pass Comp-Attempts-Int	7-14-0	34-59-0
Total Offense (Plays-Yds)	72-516	82-502
Fumble returns-Yds-TD	0-0-0	0-0-0
Kickoff returns-Yds-TD	3-97-0	2-39-0
Interception returns-Yds-TD	0-0-0	0-0-0
Punts (Number-Avg.)	5-45.6	8-40.5
Fumbles-Lost	1-1	0-0
Penalties-Yards	7-62	10-61
Possession Time	29:48	30:12
Third-Down Conversions	6 of 14	8 of 18
Fourth-Down Conversions	0 of 0	0 of 1
Red-Zone Scores-Chances	6-6	4-4
Sacks By: Number-Yards	3-22	0-0

**Rushing:** Memphis- D. Williams 31-238, Doss 9-56, Avery 13-38, E. Williams 3-18, Team 2(-4). Akron- Biggs 14-46, Kennedy 3-13, McDaniel 1-5, Getsy 5(-17).

**Passing:** Memphis- Avery 7-13-0-170-0, Scott 0-1-0-0-0. Akron- Getsy 34-59-0-455-4.

**Receiving:** Memphis- Scott 3-103, E. Williams 1-42, Doucette 1-28, McCoty 1(-2), D. Williams 1(-2). Akron- Arthur 8-180, Hixon 7-63, Kasperek 6-70, Montgomery 6-55, Biggs 4-79, Kennedy 2-6, McDaniel 1-2.

**Interceptions:** Memphis- none . Akron- none.

**Tackles (UA-A):** Memphis- Goodwell 4-8, Collins 7-2, B. McDonald 6-3, R. Smith 4-3, Grant 2-5, Baker 1-5, Rufus 2-3, Snyder 2-2, West 0-4, W. Smith 1-2, Patterson 1-2, Washington 0-3, Spurlock 2-0, McCraney 1-1, C. McDonald 0-1. Akron- Mackey 9-2, Grant 5-5, Stokes 5-3, Reid 4-4, Rohr 3-5, Dixon 6-1, Tate 5-1, Corner 5-1, Gonzalez 3-1, Henry 1-2, White 1-2, Swiger 1-1, Cecchetti 0-2, Groza 0-2, five players with one each.

- ◆ **Memphis 38, Akron 31**
- ◆ **December 26, 2005**
- ◆ **Ford Field | Detroit, Mich.**

<b>Memphis</b>	<b>0</b>	<b>13</b>	<b>7</b>	<b>18</b>	<b>-</b>	<b>38</b>
<b>Akron</b>	<b>3</b>	<b>0</b>	<b>7</b>	<b>21</b>	<b>-</b>	<b>31</b>



DETROIT (AP) - DeAngelo Williams lived up to the hype.

Williams set an NCAA record with his 34th 100-yard rushing game and scored three touchdowns, leading Memphis to a 38-31 victory over Akron in the Motor City Bowl.

Williams ran for 233 yards on 30 carries and finished his career with 6,021 yards rushing - trailing only Ron Dayne, Ricky Williams and Tony Dorsett in Division I-A history - and an NCAA-record 7,568 all-purpose yards.

The Tigers (7-5) took a 21-point lead with 3:09 left, but needed to recover an onside kick with 55 seconds left to seal the win after Luke Getsy threw his fourth touchdown pass to cut the lead to seven points.

Akron (7-6) made a good showing in its first Division I-A bowl game after scoring 21 fourth-quarter points to beat Northern Illinois in the Mid-American Conference championship game.

Getsy was 34-for-59 for a Motor City Bowl-record 455 yards, and tied Chad Pennington's mark for passing touchdowns in the bowl's nine-year history. Jabari Arthur broke Randy Moss's bowl record with 180 yards receiving, scoring twice on eight receptions.

The Tigers led by 10 at halftime after scoring on three straight drives, then pulled away in the second half with three TDs and a field goal in four drives before nearly collapsing in the final minutes.

It was a wild finish - with 46 points scored in the final 15:46 - after Akron led 3-0 midway through the first quarter. The teams combined for 1,018 yards of offense.

Williams broke the 100-yard mark in the third quarter when he ran up the middle and bounced to the outside on an 18-yard carry.

After Getsy threw a 72-yard TD pass to Brett Biggs early in the fourth quarter to cut Akron's deficit to 23-17, Williams showed his speed and power.

POSTSEASON HISTORY



He burst through a small hole in the middle of the line and sprinted for a 67-yard gain to set up his 2-yard, linemen-dragging TD for his third score, tying the bowl record.

Williams, who finished seventh in voting for the Heisman, was taken out of the game midway through the fourth quarter while Memphis was driving for its 38-17 lead.

He finished four rushing yards short of the Motor City Bowl record set by Northwestern's Jason Wright against Bowling Green in 2003.

A crowd of 50,616 attended the game in Ford Field, where the Super Bowl was played in 2006.

**Zips Notes**


- First Division I-A bowl game appearance in school history
- The Zips became just the second team (Toledo) in the history of the Motor City Bowl to sell its allotment of 10,000 tickets. An estimated 15,000 Zips' fans were in attendance at Ford Field on Dec. 26.



**Scoring Summary**

		V-H	4th	
<b>1st</b>			12:04	UM - Gostkowski 50-yard field goal, 6-33, 1:49 23-10
0:40	UA - Jason Swiger 43-yd field goal, 10-31, 3:45	0-3	11:03	UA - Brett Biggs 72-yard pass from Getsy (Swiger kick), 3-80, 1:01 23-17
<b>2nd</b>			10:41	UM - Williams 2-yard run (Avery rush), 2-69, 0:22 31-17
7:02	UM - S. Gostkowski 32-yard field goal, 9-82, 3:42	3-3	3:09	UM - Williams, E. 5-yard run (Gostkowski kick), 12-78, 6:38 38-17
4:08	UM - DeAng Williams 1-yd run (Gostkowski kick), 4-52, 1:14	10-3	1:46	UA - Hixon 14-yard pass from Getsy (Swiger kick), 8-80, 1:23 38-24
0:18	UM - Gostkowski 25-yard field goal, 9-63, 2:12	13-3	0:55	UA - Jabari Arthur 19-yard pass from Getsy (Swiger kick), 6-51, 0:50 38-31
<b>3rd</b>				
3:02	UM - Williams 2-yard run (Gostkowski kick), 9-75, 4:47	20-3		
0:46	UA - Arthur 46-yard pass from Luke Getsy (Swiger kick), 7-80, 2:16	20-10		

POSTSEASON HISTORY



# 2015 Famous Idaho Potato Bowl

## Akron's First Division I-A [FBS] Bowl Victory

- ◆ Akron 23, Utah State 21
- ◆ December 22, 2015
- ◆ Albertsons Stadium | Boise, Idaho

<b>Akron</b>	<b>7</b>	<b>6</b>	<b>7</b>	<b>3</b>	<b>-</b>	<b>23</b>
<b>Utah State</b>	<b>0</b>	<b>7</b>	<b>7</b>	<b>7</b>	<b>-</b>	<b>21</b>



BOISE, Idaho–The Akron Zips claimed their first FBS bowl win in school history with a 23-21 defeat of Utah State at Albertsons Stadium on Tuesday afternoon before a crowd of 18,876.

On the opening drive, the Zips' defense showed its strength as senior NT Cody Grice and junior DE Se'Von Pittman sacked QB Chuckie Keeton for a loss of eight, forcing the Aggies to punt.

Finishing on a five-game winning streak, Akron improved to 8-5 overall, the most wins in a season since moving into FBS play in 1987.

Akron scored on its next possession, driving 56 yards to the endzone. The Zips used a trick play as junior WR Tyrell Goodman passed the ball 14 yards to Woodson for the score. Stein tacked on the extra point, giving Akron a 7-0 lead with 10:38 to go in the first quarter.

Senior PK Robert Stein was named the bowl's Most Valuable Player. He finished with 11 points on the day (three field goals and two extra points) en route to becoming Akron's career scoring leader.

In the second quarter, both teams threw a pick. Woodson was first, followed by Keeton five plays later as senior CB Kris Givens recorded his second interception of the season, stopping an Aggies' scoring drive on the six.

Sophomore QB Thomas Woodson went 14-of-29 for 168 yards and was the Zips' leading rusher with 47 yards on 16 carries. He also had a 14-yard TD reception.

In the air, senior WR Andrew Pratt led Akron with a career-high nine receptions for 94 yards.

Givens struck again on the next defensive drive. He broke up a pass in the endzone on third-and-eight. On fourth down, the Aggies lined up for a fake field goal and turned the ball over on downs after a rush for a loss of seven yards.

Defensively, sophomore S Zach Guiser had nine tackles, while senior LB Dylan Evans and Jatavis Brown had eight tackles each.

**Attendance** 18,876  
**Kickoff Time** 1:30 p.m.  
**End of Game** 5:00 p.m.  
**Total Elapsed Time** 3:30  
**Officials:** Referee- Charles Lewis; Umpire- Chad Walker; Linesman- Greg Lefils; Line Judge- Pete Taso; Back Judge- Matt Hollifield; Field Judge- J. Middlebrooks; Side Judge- Scott Solomon  
**Temperature:** 37 **Wind:** 6 WNW  
**Weather:** Cloudy

**Head coaches**

Akron Terry Bowden  
 Utah State Matt Wells

**Team Stats**

	<b>UA</b>	<b>USU</b>
First Downs	17	22
Rushes- Net Yards	42-100	29-131
Net Yards Passing	182	237
Pass Comp-Attempts-Int	15-30-1	28-45-1
Total Offense (Plays-Yds)	72-282	74-368
Fumble returns-Yds-TD	1-56-0	0-0-0
Kickoff returns-Yds-TD	2-35-0	4-107-0
Interception returns-Yds-TD	1-0-0	1-4-0
Punts (Number-Avg.)	8-44.2	6-44.5
Fumbles-Lost	0-0	5-2
Penalties-Yards	5-34	8-60
Possession Time	34:07	25:53
Third-Down Conversions	5 of 16	5 of 13
Fourth-Down Conversions	0 of 1	0 of 2
Red-Zone Scores-Chances	4-4	3-4
Sacks By: Number-Yards	5-32	1-9

**Rushing:** Akron– Woodson 16-47, Hundley 14-28, Alexander 9-23, Grice 3-2. Utah State– Mays 12-124, Myers 9-8, Hunt 4-7, Keeton 3-(-1), Nelson 1-(-7).

**Passing:** Akron– Woodson 14-29-1-168-0, Goodman 1-1-0-14-1. Utah State– Keeton 14-25-1-114-1, Myers 14-20-0-123-2.

**Receiving:** Akron– Pratt 9-94, Lane 4-32, Coney 1-42, Woodson 1-14. Utah State– Sharp 11-89, Houston 4-41, Swindall 3-35, Roberts 3-26, Rodriguez 3-14, Hunt 3-6, Raymond 1-22, Keeton 0-5.

**Interceptions:** Akron– Givens 1-0. Utah State– Davis 1-4.

**Tackles (UA-A):** Akron– Guiser 7-2, Evans 7-1, J. Brown 5-3, Givens 6-0, Scott 4-1, Monroe 3-2, Marcus 2-2, George 3-0, Coe 3-0, Hope 1-1, Grice 1-1, Pittman 0-2, nine players with one each. Utah State– Filiaga 6-2, Moala 5-3, Fackrell 4-2, Davis 4-1, Evans 4-1, Evans 3-2, Hines 4-0, Floyd 4-0, Nielsen 3-1, Centers 3-1, Vigil 3-1, Green 3-0, Ali'ifua 1-1, Hayes 1-1, seven players with one each.

POSTSEASON HISTORY



With 2:53 remaining in the first half, Stein nailed a 33-yard field goal to give the Zips 10-0 advantage.

Following the kickoff, Utah State took three plays to drive the field, including a career long 61-yard run by Devante Mays, to score a nine-yard touchdown from Myers to Brandon Swindall.

On their next drive, the Aggies made back-to-back first downs to the 32. Akron's Brown forced a fumble, recovered by senior Rodney Coe who ran it back 56 yards to the 12 with four seconds on the clock. Stein then converted a 29-yard field goal, giving the Zips a 13-7 lead at intermission.

On the opening drive of the third quarter, Utah State took its first lead, 14-13, following a seven-play 64-yard drive that ended with a 19-yard touchdown pass from Myers to Hunter Sharp.

Akron rebounded with an eight-play, 40-yard drive that gave the Zips a 20-14 lead following a two-yard touchdown run by senior RB Donnell Alexander.

Stein added a 46-yard field goal in the fourth quarter, giving UA a 23-14 lead, while becoming Akron's career scoring leader.



With 1:12 remaining in the game, Utah State scored its final touchdown on a two-yard pass. The Zips ran the clock down to six seconds. Utah State's final attempt of the game was incomplete, sealing the Zips' victory.

**Zips Notes**

- Captains: Seniors #1 LB Jatavis Brown, #4 RB Conor Hundley, and #36 NT Cody Grice
- The win was Akron's first-ever bowl victory as an FBS team and its eighth victory of the 2015 season.
- The win, the Zips' fifth consecutive win this fall, was a school record eighth win (most in a season) since moving up to FBS (since 1987).

**Scoring Summary**

<b>1st</b>		<b>V-H</b>
10:38	UA - Thomas Woodson 14-yd pass from Tyrell Goodman (Robert Stein kick), 3-56, 0:52	7-0

**2nd**

2:53	UA - Stein 33-yard field goal, 12-59, 5:34	10-0
1:32	USU - Brandon Swindall 9-yd pass from Kent Myers (Brock Warren kick), 3-71, 1:21	10-7
0:00	UA - Stein 29-yd field goal, 1-0, 0:04	13-7


**3rd**

12:41	USU - Hunter Sharp 19-yd pass from Myers (Warren kick), 7-64, 2:19	13-14
5:43	UA - Donnell Alexander 2-yd run (Stein kick), 8-40, 4:00	20-14


**4th**

8:15	UA - Stein 46-yard field goal, 14-56, 6:38	23-14
1:12	USU - Swindall 2-yd pass from Chuckie Keeton (Warren kick), 10-64, 1:30	23-21

POSTSEASON HISTORY



**Robert Stein**



**Kris Givens**

# 2017 Mid-American Conference Championship

## Second MAC Championship Appearance

**Attendance** 16,225  
**Kickoff Time** 12:03 p.m.  
**End of Game** 3:57 p.m.  
**Total Elapsed Time** 3:54  
**Officials:** Referee- Curt Johnson; Umpire- John Hanneke; Linesman- Vince Winters; Line Judge- G. Jogodzinski; Back Judge- Justin Shaeher; Field Judge- John Masterson; Side Judge- Art Lucky; Center Judge- Jason Grant  
**Weather:** Indoors

**Head Coaches**  
 Akron Terry Bowden  
 Toledo Jason Candle

Team Stats	UA	UT
First Downs	20	26
Rushes- Net Yards	33-113	39-254
Net Yards Passing	283	307
Pass Comp-Attempts-Int	18-42-1	23-37-2
Total Offense (Plays-Yds)	75-396	76-561
Fumble returns-Yds-TD	0-0-0	0-0-0
Kickoff returns-Yds-TD	0-0-0	2-32-0
Interception returns-Yds-TD	2-45-0	1-8-0
Punts (Number-Avg.)	7-42.7	3-38.3
Fumbles-Lost	1-1	4-3
Penalties-Yards	3-25	4-43
Possession Time	27:58	32:02
Third-Down Conversions	6 of 18	4 of 11
Fourth-Down Conversions	1 of 3	1 of 1
Red-Zone Scores-Chances	2-4	4-6
Sacks By: Number-Yards	0-0	4-23

**Rushing:** Akron- Morgan 11-51, Edwards 10-46, Nelson 10-10, Woodson 2-6. UT- Swanson 21-180, Seymour 8-39, Thimpkins 5-30, Woodside 2-14, Phillips 1-(-3), Team 2-(-6).

**Passing:** Akron- Nelson 8-18-0-177-2, Woodson 5-14-1-35-0, Kelley 5-9-0-71-1, Chapman 0-1-0-0-0. UT- Woodside 23-37-2-307-4.

**Receiving:** Akron- Smith 3-114, Wolf 2-41, Coney 2-23, Morgan 2-17, Booker 2-14 Edwards 2-11, Chapman 2-8, Williams 1-37, Stewart 1-9, Gladney 1-8. UT- D. Johnson 9-118, J. Johnson 6-103, McKinley-Lewis 2-13, Rosi 1-18, Richards 1-17, Mitchell 1-12, Seymour 1-12, Phillips 1-8, Swanson 1-6.

**Interceptions:** Akron- George 1-20, Gilbert 1-25. UT- Mathis 1-8.

**Tackles (UA-A):** Akron- George 5-5, Gilbert 5-5, J. Davis 8-0, A. Davis 5-3, Dailey 4-0, Brown 3-1, Bell 1-3, Boxen 0-4, Featherstone 2-1, Lako 1-2, Camara 1-1, eight players with 1. UT- Quinn 2-8, Woodley 4-4, Adeniyi 5-1, Teachey 3-3, Blue 2-4, Linch 0-5, Robinson 2-2, Mathis 1-3, Whitfield 2-0, Clark 1-1, Hollman 1-1, Childress 1-1, Oleanma 0-2, Moore 0-2, Taafe 0-2, seven players with one.

- ◆ Toledo 45, Akron 28
- ◆ December 2, 2017
- ◆ Ford Field | Detroit, Mich.

<b>Akron</b>	<b>0</b>	<b>0</b>	<b>7</b>	<b>21</b>	<b>-</b>	<b>28</b>
<b>Toledo</b>	<b>7</b>	<b>21</b>	<b>10</b>	<b>7</b>	<b>-</b>	<b>45</b>



DETROIT -- The University of Akron football team could not overcome a 28-0 halftime deficit and fell to Toledo, 45-28, in the 2017 Mid-American Conference championship game before 16,225 fans on Saturday at Ford Field.

Akron fell to 7-6 overall, while the Rockets improved to 11-2 overall. Both teams earned bowl berths (Akron- Boca Raton; Toledo- Dollar General).

Akron started the game with the ball but was forced to punt. Toledo went three-and-out on its opening drive.

On its second drive, Toledo jumped on the scoreboard first. UT's Danzel McKinley-Lewis returned a punt 48 yards to the 17. On the next play, Dontae Johnson caught a 27-yard pass from QB Logan Woodside, the MAC Offensive Player of the Year, to go ahead 7-0.

Redshirt senior QB Thomas Woodson replaced starter Kato Nelson for a series in the first quarter, his first action since the win over Buffalo (Oct. 28).

He took over under center on last drive of the first quarter.

With 1:54 to go, the Rockets' Jameson Vest missed a 33-yard field goal attempt. UT led after the first quarter, 7-0.

In the second quarter, junior LB Brian Bell recovered a fumble on the 37. The recovery set up a field goal attempt for the Zips, but Nick Gasser's 42-yard attempt was blocked by Childress, who returned the ball 36 yards to the 34.

Toledo took advantage of the turnover with a two-yard rushing touchdown by Terry Swanson to take a 14-0 lead.

The Rockets went ahead 21-0 as Johnson scored again, this time on a five-yard reception.

With 2:41 to go in the first half, first-team All-MAC LB Ulysees Gilbert III intercepted a Woodside pass and returned it 25 yards. The Zips could not get into the red zone and were forced to punt.



On their final drive of the half, the Rockets began its drive on the three and yards to the end zone as Jon'Vea Johnson caught a 27-yard touchdown with eight seconds on the clock. Toledo led at intermission, 28-0.

In the third quarter, Vest converted a 47-yard field goal to give UT a 31-0 edge.

Akron finally got on the scoreboard with 30 seconds to go in the quarter. RB Manny Morgan took a direct snap and marched seven yards into the endzone.

The Zips opened the fourth quarter with an interception by junior DB Jordan George. UA scored on the next play as Woodson hit senior WR Austin Wolf with a 29-yard touchdown reception. UT led 38-14 with 14:38 remaining in the game.

On Toledo's next drive, senior DL Ibrahima Camara forced a fumble, recovered by junior DB Darian Dailey, and the Zips took over on the 42. Nelson fumbled the ball on the next play, returning the ball to Toledo.

The Rockets scored on the next play with a 54-yard pass to Swanson to go ahead 45-14.



Jamal Davis II

Akron finished the game with two more scores. Nelson connected with junior WR Kwadarrius Smith on a 44-yard touchdown pass with 6:09 to go.

On the final drive, junior QB Robbie Kelley threw a five-yard touchdown to freshman TE Kobie Booker.

For the Zips, Nelson went 8-of-18 for 177 yards and two touchdowns, while Woodson was 5-of-14 for 35 yards. Smith led the receivers with 114 yards and a touchdown on three receptions, while Morgan led the rushing efforts with 51 yards and a touchdown on 11 carries. Gilbert and George led Akron with 10 tackles apiece.

For the Rockets, Woodside, the Player of the Game, went 23-of-37 for 307 yards and four touchdowns.




**Zips Notes**

- The game was Akron's second appearance in the MAC Championship game and first since 2005.
- The Zips stand 1-3 overall at Ford Field (1-1 in MAC Championship games, 0-1 in 2005 bowl game).
- Junior DB Jordan George intercepted the ball in the fourth quarter, leading to a UA touchdown on the very next play.
- Redshirt junior QB Robbie Kelley threw a five-yard touchdown pass in the fourth quarter, his second as a Zip.

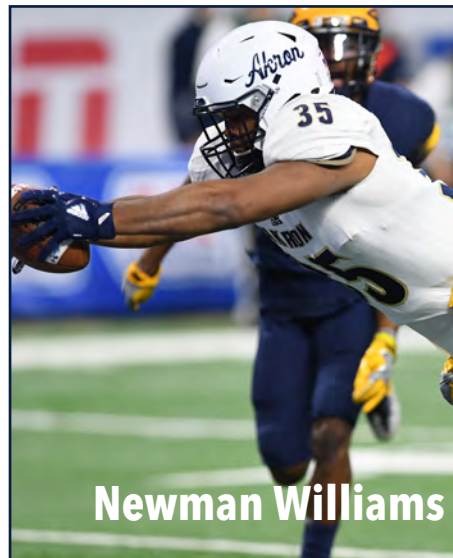
**Scoring Summary**

		V-H
<b>1st</b>		
10:10	UT- Diontae Johnson 27-yd. pass from Woodside (Vest kick), 1-17, 0:24	0-7
<b>2nd</b>		
11:22	UT- Swanson 2-yd. run (Vest kick), 3-70, 0:57	0-14
6:51	UT- Johnson 5-yd. pass from Woodside (Vest kick), 8-64, 3:33	0-21

POSTSEASON HISTORY



Kato Nelson



Newman Williams

# 2017 Cheribundi Tart Cherry Boca Raton Bowl

*Second Bowl Appearance in Three Seasons*

- ◆ Florida Atlantic 50, Akron 3
- ◆ December 19, 2017
- ◆ FAU Stadium | Boca Raton, Fla.

**Attendance** 25,912  
**Kickoff Time** 7:05 p.m.  
**End of Game** 10:18 p.m.  
**Total Elapsed Time** 3:13  
**Officials:** Referee- Kevin Stine; Umpire- Mark Baynes; Linesman- D. Scott Peterson; Line Judge- Dion Quinn; Back Judge- Matt Hollifield; Field Judge- Grant Jackson; Side Judge- Eduardo Balbis; Center Judge- Mike Block  
**Weather:** 74 degrees, clear, no wind

**Head Coaches**

Akron Terry Bowden  
 Florida Atlantic Lane Kiffin

Team Stats	UA	FAU
First Downs	11	29
Rushes- Net Yards	37-69	60-312
Net Yards Passing	77	270
Pass Comp-Attempts-Int	10-21-0	19-26-0
Total Offense (Plays-Yds)	58-146	86-582
Fumble returns-Yds-TD	0-0-0	0-0-0
Kickoff returns-Yds-TD	0-0-0	1-26-0
Interception returns-Yds-TD	0-0-0	0-0-0
Punts (Number-Avg.)	7-45.6	1-34.0
Fumbles-Lost	0-0	1-0
Penalties-Yards	4-49	6-52
Possession Time	27:52	32:08
Third-Down Conversions	3 of 15	3 of 12
Fourth-Down Conversions	0 of 2	5 of 6
Red-Zone Scores-Chances	1-2	6-6
Sacks By: Number-Yards	1-3	5-33

**Rushing:** Akron- Morgan 17-41, Nelson 14-21, Turfe 5-17, Kelley 1(-10). FAU- Singletary 26-124, Driskel 13-67, Howell 9-50, Whyte 5-35, Woods 2-22, Wright 4-19, Solomon 1(-5).


**Passing:** Akron- Nelson 9-15-0-80-0, Kelley 1-6-0(-3)-0. FAU- Driskel 19-25-0-270-2, Franklin 0-1-0-0-0.

**Receiving:** Akron- Wolf 3-26, Chapman 3-19, Coney 2-28, Bickley 1-7, Williams 1(-3). FAU- Wright 7-71, Woods 4-79, Solomon 4-71, Raine 1-23, Singletary 1-13, Whyte 1-10, McGriff 1-3.

**Interceptions:** none.

**Tackles (UA-A):** Akron- Gilbert 3-10, A. Davis 6-5, J. Davis 5-5, Lako 4-4, Featherstone 2-6, Brown 6-1, Bell 3-2, Hauser 2-3, Baggett 2-2, George 2-1, Butler 2-1, Ward 1-2, Dailey 1-2, Reinke 0-3, Jacobs 1-1, Boxen 0-2, four players with 1. FAU- Al-Shaair 5-8, Smith 7-3, Young 3-4, Snyder 3-2, Leggett 1-4, Taleni 0-4, Burden 2-1, Tooley 2-1, McCarthy 0-3, Rose 1-1, McCrary 0-2, Internicola 0-2, five players with one.

<b>Akron</b>	<b>0</b>	<b>3</b>	<b>0</b>	<b>0</b>	<b>-</b>	<b>3</b>
<b>Florida Atlantic</b>	<b>7</b>	<b>14</b>	<b>15</b>	<b>14</b>	<b>-</b>	<b>50</b>



BOCA RATON, Fla. - Four second-half touchdowns proved too much for the University of Akron football team to overcome as Florida Atlantic (11-3 overall) posted a 50-3 victory over the Zips (7-7 overall) in the Cheribundi Tart Cherry Boca Raton Bowl on Tuesday.

The Owls out-gained Akron in the second half, 332-24, to deny the Zips their second bowl triumph.

On the evening, Florida Atlantic out-paced Akron in total yards, 582-146, including a rushing for 312 yards. The Zips finished the contest without committing a turnover.

Playing in their school-record 14th game of the season, redshirt freshman QB Kato Nelson led Akron offensively going 9-of-15 for 80 yards, while rushing for 21 yards. Senior RB Manny Morgan was the Zips' leading rusher with 41 yards on 17 carries, while senior WRA.J. Coney pulled in two catches for a team-best 28 yards receiving. Senior WR Austin Wolf and Tra'Von Chapman each made three receptions for 26 and 19 yards, respectively.

Defensively, junior LB Ulysees Gilbert III paced the Zips with a game-high 13 tackles, including three solo tackles. Akron also benefitted from 11 and 10 tackles, respectively, from sophomore DB Alvin Davis and redshirt junior DE Jamal Davis II. Alvin Davis and junior DB Kyron Brown registered a team-best six solo tackles apiece.

The Owls took the opening series down to the Zips' 27-yard line before the scoring drive stalled as Greg Joseph's 45-yard field goal attempt sailed wide right.

Akron assumed the ball on its opening series and marched down to the Florida Atlantic nine-yard line thanks to a key 3rd-and-10 conversion on a quarterback keeper by Nelson. A quarterback sack on third-and-goal forced the Zips to go for a 38-yard field goal, an attempt by junior PK Nick Gasser that went wide right.

Florida Atlantic capped the scoring drive with a four-yard touchdown pass on fourth down from Driskel to Wright with 1:08 remaining in the opening quarter to give the Owls a 7-0 lead.

POSTSEASON HISTORY



The Zips capped a 12-play, 42-yard scoring drive with a 19-yard field goal from Gasser at the 11:14 mark of the second quarter to cut their deficit to 7-3. A key play on the drive was a 13-yard quarterback keeper by Nelson on 2nd-and-14 to move the ball to the 13-yard line.

The Owls answered with a 14-play, 75-yard drive capped by a three-yard quarterback run by Driskel to assume a 14-3 advantage with 5:38 remaining in the half.

Florida Atlantic then took a 21-3 advantage on a six-yard rush by Singletary with 37 ticks left before half-time to culminate a four-play, 87-yard scoring drive.

In the second half, Florida Atlantic answered with 29 points while holding Akron scoreless. FAU assumes a 36-3 lead following a TD and a successful two-point conversion.

A seven-yard rush by Driskel extended Florida Atlantic's advantage to 43-3 with 14:35 left in the game, before a 26-yard run by Singletary with 10:47 to play pushed the margin to 50-3.



Nick Gasser

**Zips Notes**

- The Zips participated in their second bowl game in three seasons, a program first.
- The 14 games played were the most in a season in school history.
- Sophomore DB Denzel Butler had a sack for a loss of three yards, the first in his collegiate career.
- Junior DE Jamal Davis had a career-high 10 tackles.

**Scoring Summary**

		<b>V-H</b>
<b>1st</b>		
1:08	FAU- Wright 4-yd. pass from Driskel (Joseph kick), 13-79, 4:44	0-7
<b>2nd</b>		
11:14	UA- Gasser 19-yd. field goal, 12-42, 4:54	3-7



5:38	FAU- Driskel 3-yd. run (Joseph kick), 14-75, 5:36	3-14
0:37	FAU- Singletary 6-yd. run (Joseph kick), 4-87, 0:58	3-21
<b>3rd</b>		
9:13	FAU- Singletary 2-yd. run (Joseph kick), 10-52, 3:13	3-28
6:30	FAU- Wright 3-yd. pass from Driskel (Wright rush), 6-40, 1:41	3-36
<b>4th</b>		
14:35	FAU- Driskel 7-yd. run (Joseph kick), 6-75, 1:44-3	
10:47	FAU- Singletary 26-yd. run (Rickel kick), 8-66, 3:22-30	

POSTSEASON HISTORY



Manny Morgan



Ulysees Gilbert III

## AKRON BOWL SUPERLATIVES

### First Downs

Total	24 vs. Memphis (2005)
Rushing	6 vs. Utah State (2015)
Passing	18 vs. Memphis (2005)
Penalty	3 vs. Florida Atlantic (2017), vs. Memphis (2005)

### Highs

11 vs. Florida Atlantic (2017)
3 vs. Memphis (2005)
3 vs. Florida Atlantic (2017)
2 vs. Utah State (2015)

### Lows

### Rushing

Attempts	42 vs. Utah State (2015)	23 vs. Memphis (2005)
Net Yards	120 vs. Utah State (2015)	69 vs. Florida Atlantic (2017)
Yards per Carry	2.4 vs. Utah State (2015)	1.9 vs. Florida Atlantic (2017)
Touchdowns	1 vs. Utah State (2015)	0 vs. Florida Atlantic (2017), vs. Memphis (2005)

### Passing

Attempts	59 vs. Memphis (2005)	21 vs. Florida Atlantic (2017)
Completions	34 vs. Memphis (2005)	10 vs. Florida Atlantic (2017)
Completions Pct.	.576 vs. Memphis (2005)	.476 vs. Florida Atlantic (2017)
Yards	455 vs. Memphis (2005)	77 vs. Florida Atlantic (2017)
Interceptions	0 vs. Memphis (2005)	0 vs. Florida Atlantic (2017)
Touchdowns	4 vs. Memphis (2005)	0 vs. Florida Atlantic (2017)

### Total Offense

Plays	82 vs. Memphis (2005)	58 vs. Florida Atlantic (2017)
Net Yards	502 vs. Memphis (2005)	146 vs. Florida Atlantic (2017)
Avg./Play	6.1 vs. Memphis (2005)	2.5 vs. Florida Atlantic (2017)

### Punt Returns

Number	0	0
Yards	0	0

### Kickoff Returns

Number	2 vs. Memphis (2005)	0 vs. Florida Atlantic (2017)
Yards	39 vs. Memphis (2005)	0 vs. Florida Atlantic (2017)

### Interception Returns

Number	1 vs. Utah State (2015)	0 vs. Florida Atlantic (2017), vs. Memphis (2005)
Yards	0 vs. Florida Atlantic (2017), vs. Utah State (2015)	0 vs. vs. Florida Atlantic (2017), Memphis (2005)

### Punts

Number	8 vs. Utah State (2015)	7 vs. Florida Atlantic (2017))
Yards	354 vs. Utah State (2015)	319 vs. Florida Atlantic (2017)
Average	45.6 vs. Florida Atlantic (2017)	40.5 vs. Memphis (2005)

### Penalties

Number	10 vs. Memphis (2005)	4 vs. Florida Atlantic (2017)
Yards	61 vs. Memphis (2005)	34 vs. Utah State (2015)

### Fumbles

Number	0	0
Lost	0	0

### Scoring

Points	31 vs. Memphis (2005)	3 vs. Florida Atlantic (2017)
PAT Attempts	4 vs. Memphis (2005)	0 vs. Florida Atlantic (2017)
PAT Conversions	4 vs. Memphis (2005)	0 vs. Florida Atlantic (2017)
Two-Point Conv. Att.	0	0
Two-Point Conv. Made	0	0
FG Attempts	3 vs. Utah State (2015)	1 vs. Memphis (2005)
FG Made	3 vs. Utah State (2015)	1 vs. vs. Florida Atlantic (2017), Memphis (2005)
Touchdowns	4 vs. Memphis (2005)	0 vs. Florida Atlantic (2017)

### Miscellaneous

Time of Possession	34:07 vs. Utah State (2015)	27:52 vs. Florida Atlantic (2017)
3rd Down Conv. Pct.	.444 (8-of-18) vs. Memphis (2005)	.200 (3-of-15) vs. Florida Atlantic (2017)
4th Down Conv. Pct.	.000 (0-of-1) vs. Utah State (2015), Memphis (2005)	.000 (0-of-2) vs. Florida Atlantic (2017)
Sacks By	5 (32 yds) vs. Utah State (2015)	0 (0 yds) vs. Memphis (2005)

Longest TD Drive (Yards)	80 yards (3 plays, and 1:01, TD) vs. Memphis (2005)
Longest Drive (Yards)	80 yards (3 plays, and 1:01, TD) vs. Memphis (2005)
Longest Drive (Plays)	14 plays (56 yds and 6:32, FG) vs. Utah State (2015)
Longest Drive (Time)	6:38 (14 plays, 56 yds, FG) vs. Utah State (2015)

**OPPONENT BOWL SUPERLATIVES**

**First Downs**

Total	29 by Florida Atlantic (2017)	21 by Memphis (2005)
Rushing	19 by Florida Atlantic (2017)	7 by Utah State (2015)
Passing	13 by Utah State (2015)	4 by Memphis (2005)
Penalty	3 by Memphis (2005)	2 by Florida Atlantic (2017), by Utah State (2015)

**Rushing**

Attempts	60 by Florida Atlantic (2017)	29 by Utah State (2015)
Net Yards	346 by Memphis (2005)	131 by Utah State (2015)
Yards per Carry	6.0 by Memphis (2005)	4.5 by Utah State (2015)
Touchdowns	5 by Florida Atlantic (2017)	0 by Utah State (2015)

**Passing**

Attempts	45 by Utah State (2015)	13 by Memphis (2005)
Completions	28 by Utah State (2015)	7 by Memphis (2005)
Completions Pct.	.730 (19-26) by Florida Atlantic (2017)	.500 (7-of-14) by Memphis (2005)
Yards	270 by Florida Atlantic (2017)	170 by Memphis (2005)
Interceptions	1 by Utah State (2015)	0 by Florida Atlantic (2017), by Memphis (2005)
Touchdowns	3 by Utah State (2015)	0 by Memphis (2005)

**Total Offense**

Plays	86 by Florida Atlantic (2017)	72 by Memphis (2005)
Net Yards	582 by Florida Atlantic (2017)	368 by Utah State (2015)
Avg./Play	7.2 by Memphis (2005)	5.0 by Utah State (2015)

**Punt Returns**

Number	5 by Memphis (2005)	3 by Florida Atlantic (2017), by Utah State (2015)
Yards	50 by Florida Atlantic (2017)	31 by Utah State (2015)

**Kickoff Returns**

Number	4 by Utah State (2015)	1 by Florida Atlantic (2017)
Yards	107 by Utah State (2015)	26 by Florida Atlantic (2017)

**Interception Returns**

Number	1 by Utah State (2015)	0 by Florida Atlantic (2017), by Memphis (2005)
Yards	4 by Utah State (2015)	0 by Florida Atlantic (2017), by Memphis (2005)

**Punts**

Number	6 by Utah State (2015)	1 by Florida Atlantic (2017)
Yards	267 by Utah State (2015)	34 by Florida Atlantic (2017)
Average	45.6 by Memphis (2005)	34.0 by Florida Atlantic (2017)

**Penalties**

Lows		
Number	8 by Utah State (2015)	6 by Florida Atlantic (2017)
Yards	62 by Memphis (2005)	52 by Florida Atlantic (2017)

**Fumbles**

Number	5 by Utah State (2015)	1 by Florida Atlantic (2017), by Memphis (2005)
Lost	2 by Utah State (2015)	1 by Memphis (2005)

**Scoring**

Points	50 by Florida Atlantic (2017)	21 by Utah State (2015)
PAT Attempts	6 by Florida Atlantic (2017)	-
PAT Conversions	6 by Florida Atlantic (2017)	-
Two-Point Conv. Att.	1 by Florida Atlantic (2017), by Memphis (2005)	0 by Utah State (2015)
Two-Point Conv. Made	1 by Florida Atlantic (2017), by Memphis (2005)	0 by Utah State (2015)
FG Attempts	3 by Memphis (2005)	0 by Utah State (2015)
FG Made	3 by Memphis (2005)	0 by Florida Atlantic (2017), 0 by Utah State (2015)
Touchdowns	4 by Memphis (2005)	3 by Utah State (2015)

**Miscellaneous**

Time of Possession	32:08 by Florida Atlantic (2017)	25:53 by Utah State (2015)
3rd Down Conv. Pct.	.428 (6-of-14) by Memphis (2005)	.250 (3-of-12) by Florida Atlantic (2017)
4th Down Conv. Pct.	.833 (5-of-6) by Florida Atlantic (2017)	.000 (0-of-0) by Memphis (2005)
Sacks By	5 (33 yds) by Florida Atlantic (2017)	1 (9 yds) by Utah State (2015)

Longest TD Drive (Yards)	87 yds (4 plays, 0:58, TD) by Florida Atlantic (2017)
Longest Drive (Yards)	87 yds (4 plays, 0:58, TD) by Florida Atlantic (2017)
Longest Drive (Plays)	14 plays (75 yds, 5:36, TD) by Florida Atlantic (2017)
Longest Drive (Time)	6:38 (12 plays, 78 yds, TD) by Memphis (2005)



**Josh Ward**

**PLAYER BOWL SUPERLATIVES**

**Rushing**

Attempts	<b>Akron</b> 17, Manny Morgan vs. Florida Atlantic (2017)
Net Yards	47, Thomas Woodson vs. Utah State (2015)
Touchdowns	1, Donnell Alexander vs. Utah State (2015)
Long Run	14, Kato Nelson vs. Florida Atlantic (2017) 14, Thomas Woodson vs. Utah State (2015)

**Opponent**

31, DeAngelo Williams, Memphis (2005)
238, DeAngelo Williams, Memphis (2005)
3, DeAngelo Williams, Memphis (2005)
61, Devante Mays, Utah State (2015)

**Passing**

Attempts	59, Luke Getsy vs. Memphis (2005)	25, Jason Driskel, Florida Atlantic (2017) 25, Chuckie Keeton, Utah State (2015)
Completions	34, Luke Getsy vs. Memphis (2005)	19, Jason Driskel, Florida Atlantic (2017)
Completions Pct.	.600 (9-16), Kato Nelson vs. Florida Atlantic (2017)	.760 (19-25), Jason Driskel, Florida Atlantic (2017)
Yards	455, Luke Getsy vs. Memphis (2005)	270, Jason Driskel, Florida Atlantic (2017)
Interceptions	1, Thomas Woodson vs. Utah State (2015) 0, Kato Nelson vs. Florida Atlantic (2017)	1, Chuckie Keeton, Utah State (2015) 0, Jason Driskel, Florida Atlantic (2017)
Touchdowns	4, Luke Getsy vs. Memphis (2005)	2, Jason Driskel, Florida Atlantic (2017) 2, Kent Myers, Utah State (2015)
Longest Pass	72, Luke Getsy vs. Memphis (2005)	63, Jason Driskel, Florida Atlantic (2017)

**Receptions**

Receptions	9, Andrew Pratt vs. Utah State (2015)	11, Hunter Sharp, Utah State (2015)
Yards	180, Jabari Arthur vs. Memphis (2005)	103, Ryan Scott, Memphis (2005)
Touchdowns	2, Jabari Arthur vs. Memphis (2005)	2, Willie Wright, Florida Atlantic (2017) 2, Brandon Swindall, Utah State (2015)
Long Play	72, Brett Biggs vs. Memphis (2005)	63, Kamrin Solomon, Florida Atlantic (2017)

**Total Offense**

Plays	64, Luke Getsy vs. Memphis (2005)	85, Jason Driskel, Florida Atlantic (2017)
Net Yards	438, Luke Getsy vs. Memphis (2005)	582, Jason Driskel, Florida Atlantic (2017)

**PLAYER BOWL SUPERLATIVES**

**Punt Returns**

Number	0
Yards	0
Longest Return	0

**Opponent**

5, Brandon McDonald, Memphis (2005)
50, Jalen Young, Florida Atlantic (2017)
24, Jalen Young, Florida Atlantic (2017)

**Kickoff Returns**

Number	2, Domenik Hixon vs. Memphis (2005)
Yards	39, Domenik Hixon vs. Memphis (2005)
Longest Return	22, Domenik Hixon vs. Memphis (2005)

3, Joseph Doss, Memphis (2005)
97, Joseph Doss, Memphis (2005)
35, Joseph Doss, Memphis (2005)

**Interception Returns**

Number	1, Kris Givens vs. Utah State (2015)
Yards	0, Kris Givens vs. Utah State (2015)
Longest Return	0, Kris Givens vs. Utah State (2015)

1, Jalen Davis, Utah State (2015)
4, Jalen Davis, Utah State (2015)
4, Jalen Davis, Utah State (2015)

**Kickoffs**

Number	5, Robert Stein vs. Utah State (2015)
Yards	293, Robert Stein vs. Utah State (2015)
Average	60.5, Nick Gasser vs. Florida Atlantic (2017)

8, Greg Joseph, Florida Atlantic (2017)
8, Stephen Gostkowski, Memphis (2005)
511, Stephen Gostkowski, Memphis (2005)
63.9, Stephen Gostkowski, Memphis (2005)

**Punts**

Opponent	
Number	8, Billy Sullivan vs. Memphis (2005) 8, Zach Paul vs. Utah State (2015)
Yards	354, Zach Paul vs. Utah State (2015)
Average	45.6, Nick Gasser vs. Florida Atlantic (2017)
Longest Punt	58, Nick Gasser vs. Florida Atlantic (2017)

6, Aaron Dalton, Utah State (2015)
267, Aaron Dalton, Utah State (2015)
47.8, Michael Gibson, Memphis (2005)
69, Aaron Dalton, Utah State (2015)

**Scoring**

Points	12, Jabari Arthur vs. Memphis (2005)
Points by Kicking	9, Robert Stein vs. Utah State (2015)
Touchdowns	2, Jabari Arthur vs. Memphis (2015)
PAT Attempts	4, Jason Swiger vs. Memphis (2005)
PAT Conversions	4, Jason Swiger vs. Memphis (2005)
Two-Point Conv. Att.	0
Two-Point Conv. Made	0
FG Attempts	3, Robert Stein vs. Utah State (2015)
FG Made	3, Robert Stein vs. Utah State (2015)
Longest FG Made	46, Robert Stein vs. Utah State (2015)

18, Devin Singletary, Florida Atlantic (2017)
18, DeAngelo Williams, Memphis (2005)
9, Stephen Gostkowski, Memphis (2005)
3, Devin Singletary, Florida Atlantic (2017)
3, DeAngelo Williams, Memphis (2005)
5, Greg Joseph, Florida Atlantic (2017)
5, Greg Joseph, Florida Atlantic (2017)
1, Willie Wright, Florida Atlantic (2017)
1, Maurice Avery, Memphis (2005)
1, Willie Wright, Florida Atlantic (2017)
1, Maurice Avery, Memphis (2005)
3, Stephen Gostkowski, Memphis (2005)
3, Stephen Gostkowski, Memphis (2005)
50, Stephen Gostkowski, Memphis (2005)



POSTSEASON HISTORY

## PLAYER BOWL SUPERLATIVES

### Defense

	<b>Akron</b>	<b>Opponent</b>
Tackles	13, Ulysees Gilbert vs. Florida Atlantic (2017)	13, Azeez Al-Shaair, Florida Atlantic (2017)
Solo Tackles	9, John Mackey vs. Memphis (2005)	7, Rasha Smith, Florida Atlantic (2017) 7, O.C. Collins, Memphis (2005)
Assisted Tackles	10, Ulysees Gilbert vs. Florida Atlantic (2017)	8, Azeez Al-Shaair, Florida Atlantic (2017) 8, Tim Goodwell, Memphis (2005)
Tackles for Loss	3, John Mackey vs. Memphis (2005)	3.5, Tim Goodwell, Memphis (2005)
Sacks	1.5, Jatavis Brown vs. Utah State (2015) 1.5, Cody Grice vs. Utah State (2015)	1.5, Hunter Snyder, Florida Atlantic (2017) 1.5, Tim Goodwell, Memphis (2005)
Passes Broken Up	1, Davanzo Tate vs. Memphis (2005) 1, Reggie Corner vs. Memphis (2005) 1, Brian White vs. Memphis (2005) 1, Kris Givens vs. Utah State (2015) 1, DeAndre Scott vs. Utah State (2015) 1, Jamal Marcus vs. Utah State (2015) 1, Bryce Cheek vs. Utah State (2015)	2, Brandon McDonald, Memphis (2005)
Fumbles Caused	1, Jermaine Reid vs. Memphis (2005)	-
Fumbles Recovered	1, John Mackey vs. Memphis (2005) 1, Rodney Coe vs. Utah State (2015) 1, John Senter vs. Utah State (2015)	-
Interceptions	1, Kris Givens vs. Utah State (2015)	-
Interception Yards	0, Kris Givens vs. Utah State (2015)	-
Blocked Kicks	-	-
Quarterback Hurries	2, Jamal Davis vs. Florida Atlantic (2017)	1, three players, Florida Atlantic (2017)



2019 OPPONENTS

**ILLINOIS**

**#1**

- ◆ **Saturday, Aug. 31**
- ◆ **Noon ET | Big Ten Network**
- ◆ **Memorial Stadium | Urbana, IL**

**QUICK FACTS**

Location: ..... Urbana-Champaign, Ill.  
 Enrollment: ..... 49,339  
 Colors: ..... Orange & Blue  
 Chancellor: ..... Robert Jones  
 Athletics Director: ..... Josh Whitman  
 Conference ..... Big Ten  
 Stadium: ..... Memorial Stadium (60,670)  
 Surface: ..... FieldTurf  
 2018 Record: ..... 4-8 overall, 2-7 (7th West)  
 2018 Postseason: .....  
 2018 Final Ranking (AP/USA Today) ..... -/

Head Coach: ..... Lovie Smith  
 ..... (Tulsa '80)  
 Career Record: ..... 9-27 (3 yrs.)  
 School Record: ..... same

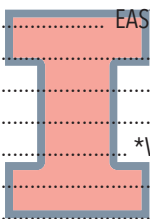
Offensive System: ..... Multiple  
 Defensive System: ..... 4-3  
 Starters Returning/Lost: ..... 18/6  
 Letterwinners Returning/Lost: ..... 46/7

Series: ..... Illinois leads, 1-0  
 Streak: ..... W1, Illinois  
 First Played: ..... Sept. 21, 1996 (IU 38, UA 7)  
 Last Played: ..... Sept. 21, 1996 (IU 38, UA 7)

Football Contact: ..... Kent Brown  
 Office: ..... (217) 333-1391  
 Cell: ..... (217) 493-9795  
 E-Mail: ..... [kwbrown3@illinois.edu](mailto:kwbrown3@illinois.edu)  
 Website: ..... [FightingIllini.com](http://FightingIllini.com)

**2019 SCHEDULE**

- Aug. 31** ..... **AKRON**  
 Sept. 7 ..... at UConn  
 Sept. 14 ..... EASTERN MICHIGAN  
 Sept. 21 ..... \*NEBRASKA  
 Oct. 5 ..... \*at Minnesota  
 Oct. 12 ..... \*MICHIGAN  
 Oct. 19 ..... \*WISCONSIN [HC]  
 Oct. 26 ..... \* at Purdue  
 Nov. 2 ..... \*RUTGERS  
 Nov. 9 ..... \*at Michigan State  
 Nov. 23 ..... \*at Iowa  
 Nov. 30 ..... \*NORTHWESTERN



**UAB**

**#2**

- ◆ **Saturday, Sept. 7**
- ◆ **3:30 PM | CBS Sports Network**
- ◆ **InfoCision Stadium-Summa Field**

**QUICK FACTS**

Location: ..... Birmingham, Ala.  
 Enrollment: ..... 21,923  
 Colors: ..... Forest Green & Old Gold  
 President: ..... Dr. Ray Watts  
 Athletics Director: ..... Mark Ingram  
 Conference ..... Conference USA  
 Stadium: ..... Legion Field (72,000)  
 Surface: ..... Sure Turf  
 2018 Record: ..... 11-3 overall, 7-1 (1st West)  
 2018 Postseason: ..... Conf. USA Championship  
 ..... UAB 27, Middle Tenn. 25  
 ..... Boca Raton Bowl- UAB 37, NIU 13  
 2018 Final Ranking (AP/USA Today) ..... -/

Head Coach: ..... Bill Clark  
 ..... (Jacksonville State '90)  
 Career Record: ..... 36-18 (4 yrs.)  
 School Record: ..... 25-14 (3 yrs.)

Offensive System: ..... Multiple  
 Defensive System: ..... 4-3  
 Starters Returning/Lost: ..... 9/14  
 Letterwinners Returning/Lost: ..... 45/33

Series: ..... First Meeting  
 Streak: .....  
 First Played: .....  
 Last Played: .....

Football Contact: ..... Ted Feeley  
 Office: ..... (205) 934-0730  
 Cell: ..... (205) 704-4147  
 E-Mail: ..... [tfeeley@uab.edu](mailto:tfeeley@uab.edu)  
 Website: ..... [UABSports.com](http://UABSports.com)

**2019 SCHEDULE**

- Aug. 29 ..... ALABAMA STATE  
**Sept. 7** ..... **at AKRON**  
 Sept. 21 ..... SOUTH ALABAMA  
 Sept. 28 ..... \*at Western Kentucky  
 Oct. 5 ..... \*RICE  
 Oct. 12 ..... \*at UTSA  
 Oct. 19 ..... \*OLD DOMINION [HC]  
 Nov. 2 ..... at Tennessee  
 Nov. 9 ..... \*at Southern Miss  
 Nov. 16 ..... \*UTEP  
 Nov. 23 ..... \*LOUISIANA TECH  
 Nov. 30 ..... \*at North Texas



**CENTRAL MICHIGAN**

**#3**

- ◆ **Saturday, Sept. 14**
- ◆ **3 PM | ESPN+**
- ◆ **Kelly/Shorts Stadium | Mt. Pleasant, MI**

**QUICK FACTS**

Location: ..... Mount Pleasant, Mich.  
 Enrollment: ..... 23,335  
 Colors: ..... Maroon & Gold  
 President: ..... Dr. Robert O. Davies  
 Athletics Director: ..... Michael Alford  
 Conference ..... Mid-American (West)  
 Stadium: ..... Kelly/Shorts (30,255)  
 Surface: ..... Field Turf  
 2018 Record: ..... 1-11 overall, 0-8 (6th West)  
 2018 Postseason: .....  
 2018 Final Ranking (AP/USA Today) ..... -/

Head Coach: ..... Jim McElwain  
 ..... (Eastern Washington '83)  
 Career Record: ..... 44-28 (6 yrs.)  
 School Record: ..... First Season

Offensive System: ..... Multiple  
 Defensive System: ..... 4-3  
 Starters Returning/Lost: ..... 13/12  
 Letterwinners Returning/Lost: ..... 45/24

Series: ..... Central Michigan leads, 16-10-1  
 Streak: ..... W1, Akron  
 First Played: ..... 1969 (Akron 9, CMU 6)  
 Last Played: ... Oct. 27, 2018 (Akron 17, CMU 10)

Football Contact: ..... Roby Wyman  
 Office: ..... (248) 953-6471  
 Cell: ..... (248) 953-6471  
 E-Mail: ..... [wyman1rd@cmich.edu](mailto:wyman1rd@cmich.edu)  
 Website: ..... [CMUChippewas.com](http://CMUChippewas.com)

**2019 SCHEDULE**

- Aug. 29 ..... ALBANY  
 Sept. 7 ..... at Wisconsin  
**Sept. 14** ..... \***AKRON**  
 Sept. 21 ..... at Miami  
 Sept. 28 ..... \*at Western Michigan  
 Oct. 5 ..... \*EASTERN MICHIGAN  
 Oct. 12 ..... NEW MEXICO STATE [HC]  
 Oct. 19 ..... \* at Bowling Green  
 Oct. 26 ..... \*at Buffalo  
 Nov. 2 ..... \*NORTHERN ILLINOIS  
 Nov. 16 ..... \*at Ball State  
 Nov. 29 ..... \*TOLEDO



**TROY**

**#4**

- ◆ **Saturday, Sept. 21**
- ◆ **Time TBA**
- ◆ **InfoCision Stadium-Summa Field**

**QUICK FACTS**

Location: ..... Troy, Ala.  
 Enrollment: ..... 20,000  
 Colors: ..... Cardinal, Silver & Black  
 Chancellor: ..... Dr. Jack Hawkins, Jr.  
 Athletics Director: ..... Brent Jones  
 Conference ..... Sun Belt  
 Stadium:.. Veterans Memorial Stadium (30,000)  
 Surface: ..... Matrix Realfill  
 2018 Record:..... 10-3 overall, 7-1 (T1st)  
 2018 Postseason: ..... Dollar General Bowl  
 ..... Troy 42, Buffalo 32  
 2018 Final Ranking (AP/USA Today)..... -/-

Head Coach:..... Chip Lindsey  
 .....(Alabama '97)  
 Career Record: ..... First season  
 School Record:..... First season

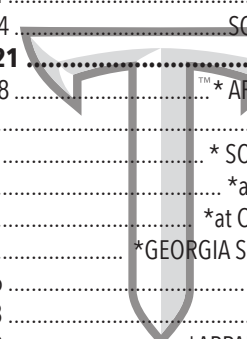
Offensive System:..... Spread  
 Defensive System:..... 4-2-5  
 Starters Returning/Lost:..... 18/10  
 Letterwinners Returning/Lost: ..... 61/21

Series:..... Troy leads, 1-0  
 Streak: ..... W1, Troy  
 First Played: ..... Sept. 23, 2017 (Troy 22, UA 17)  
 Last Played: ..... Sept. 23, 2017 (Troy 22, UA 17)

Football Contact: ..... Adam Prendergast  
 Office: ..... (334) 670-3832  
 Cell: ..... (334) 372-5555  
 E-Mail: ..... adamp@troy.edu  
 Website: ..... TroyTrojans.com

**2019 SCHEDULE**

Aug. 31 ..... CAMPBELL  
 Sept. 14 ..... SOUTHERN MISS  
**Sept. 21** ..... **at AKRON**  
 Sept. 28 ..... \* ARKANSAS STATE  
 Oct. 5 ..... at Missouri  
 Oct. 16 ..... \* SOUTH ALABAMA  
 Oct. 26 ..... \*at Georgia State  
 Nov. 2 ..... \*at Coastal Carolina  
 Nov. 9 ..... \*GEORGIA SOUTHERN [HC]  
 Nov. 16 ..... \*at Texas State  
 Nov. 23 ..... \*at Louisiana  
 Nov. 29 ..... \*APPALACHIAN STATE



**MASSACHUSETTS #5**

- ◆ **Saturday, Sept. 28**
- ◆ **Time TBA**
- ◆ **McGuirk Stadium | Amherst, MA**

**QUICK FACTS**

Location: ..... Amherst, Mass.  
 Enrollment: ..... 29,269  
 Colors: ..... Maroon, White, Cool Grey, Black  
 Chancellor: ..... Dr. Kumble Subbaswamy  
 Athletics Director: ..... Ryan Bamford  
 Conference ..... Independent  
 Stadium:..... McGuirk Stadium (17,000)  
 Surface: ..... FieldTurf  
 2018 Record:..... 4-8 overall  
 2018 Postseason: .....  
 2018 Final Ranking (AP/USA Today)..... -/-

Head Coach:..... Walt Bell  
 .....(Middle Tennessee '05)  
 Career Record: ..... First season  
 School Record:..... First season

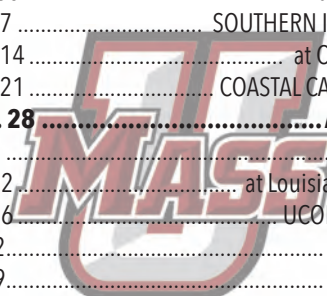
Offensive System:..... Multiple  
 Defensive System: ..... Multiple  
 Starters Returning/Lost:..... 8/14  
 Letterwinners Returning/Lost: ..... 41/23

Series:..... Akron leads, 3-1  
 Streak: ..... W3, Akron  
 First Played: ..... Nov. 10, 2012 (UM 22, UA 14)  
 Last Played: ..... Nov. 7, 2015 (UA 17, UM 13)

Football Contact: ..... Cody Lahl  
 Office: ..... n/a  
 Cell: ..... (845) 750-4225  
 E-Mail: ..... clahl@admin.umass.edu  
 Website: ..... UMassAthletics.com

**2019 SCHEDULE**

Aug. 30 ..... At Rutgers  
 Sept. 7 ..... SOUTHERN ILLINOIS  
 Sept. 14 ..... at Charlotte  
 Sept. 21 ..... COASTAL CAROLINA  
**Sept. 28** ..... **AKRON**  
 Oct. 5 ..... at FIU  
 Oct. 12 ..... at Louisiana Tech  
 Oct. 26 ..... UCONN [HC]  
 Nov. 2 ..... LIBERTY  
 Nov. 9 ..... at Army  
 Nov. 16 ..... at Northwestern  
 Nov. 23 ..... BYU



**KENT STATE**

**#6**

- ◆ **Saturday, Oct. 12**
- ◆ **3:30 PM**
- ◆ **InfoCision Stadium-Summa Field**

**QUICK FACTS**

Location: ..... Kent, Ohio  
 Enrollment: ..... 42,000  
 Colors: ..... Navy Blue & Gold  
 President: ..... Todd Diacon  
 Athletics Director: ..... Joel Nielsen  
 Conference ..... Mid-American (East)  
 Stadium:..... Dix Stadium (25,319)  
 Surface: ..... Field Turf  
 2018 Record:..... 2-10 overall, 1-7 (6th East)  
 2018 Postseason: .....  
 2018 Final Ranking (AP/USA Today)..... - / -

Head Coach: ..... Sean Lewis  
 .....(Wisconsin '07)  
 Career Record: ..... 2-10 (1 yr.)  
 School Record:..... Same


Offensive System:..... Spread  
 Defensive System: ..... 3-4  
 Starters Returning/Lost:..... 17/8  
 Letterwinners Returning/Lost: ..... 45/21

Series:..... Akron leads, 35-24-2  
 Streak: ..... W4, Akron  
 First Played: ..... 1923 (Akron 32, Kent State 0)  
 Last Played: .Oct. 20, 2018 (Akron 24, KSU 23 ot)

Football Contact: ..... Taylor Czajkowski  
 Office: ..... (330) 672-3084  
 Cell: ..... (785) 221-4405  
 E-Mail: ..... xtczajkow@kent.edu  
 Website: ..... KentStateSports.com

**2019 SCHEDULE**

Aug. 29 ..... at Arizona State  
 Sept. 7 ..... KENNESAW STATE  
 Sept. 14 ..... at Auburn  
 Sept. 21 ..... \*BOWLING GREEN [HC]  
 Oct. 5 ..... at Wisconsin  
**Oct. 12** ..... \***at AKRON**  
 Oct. 19 ..... \*at Ohio  
 Oct. 26 ..... \*MIAMI (Ohio)  
 Nov. 5 ..... \*at Toledo  
 Nov. 14 ..... \*BUFFALO  
 Nov. 23 ..... \*BALL STATE  
 Nov. 29 ..... \*at Eastern Michigan



**BUFFALO**

**#7**

- ◆ **Saturday, Oct. 19**
- ◆ **Time TBA**
- ◆ **InfoCision Stadium-Summa Field**

**QUICK FACTS**

Location: ..... Buffalo, N.Y.  
 Enrollment: ..... 29,850  
 Colors: ..... Royal Blue & White  
 President: ..... Satish K. Tripathi  
 Athletics Director: ..... Mark Alnutt  
 Conference ..... Mid-American (East)  
 Stadium: ..... UB Stadium (29,013)  
 Surface: ..... A-Turf Titan  
 2018 Record: ..... 10-4 overall, 7-1 (1st East)  
 2018 Postseason: ..... MAC Championship  
 ..... NIU 30, Buffalo 29  
 ..... Dollar General Bowl- Troy 42, Buffalo 32  
 2018 Final Ranking (AP/USA Today) ..... - / -

Head Coach: ..... Lance Leipold  
 ..... (UW-Whitewater '87)  
 Career Record: ..... 133-33 (12 yrs.)  
 School Record: ..... 23-27 (4 yrs.)

Offensive System: ..... Multiple  
 Defensive System: ..... 4-3  
 Starters Returning/Lost: ..... 14/8  
 Letterwinners Returning/Lost: ..... 47/26

Series: ..... Akron leads, 11-7  
 Streak: ..... W1, Buffalo  
 First Played: ..... Sept. 11, 1999 (Akron 17, UB 10)  
 Last Played: ..... Oct. 13, 2018 (UB 24, Akron 6)

Football Contact: ..... Jon Fuller  
 Office: ..... (716) 645-6762  
 Cell: ..... (716) 359-2728  
 E-Mail: ..... jfuller3@buffalo.edu  
 Website: ..... UBBulls.com

**2019 SCHEDULE**

Aug. 29 ..... ROBERT MORRIS  
 Sept. 7 ..... at Penn State  
 Sept. 14 ..... at Liberty  
 Sept. 21 ..... TEMPLE  
 Sept. 28 ..... \*at Miami (Ohio)  
 Oct. 5 ..... \*OHIO [HC]  
**Oct. 19 ..... \*at AKRON**  
 Oct. 26 ..... \*CENTRAL MICHIGAN  
 Nov. 2 ..... \*at Eastern Michigan  
 Nov. 14 ..... \*at Kent Stte  
 Nov. 20 ..... \*TOLEDO  
 Nov. 29 ..... \*BOWLING GREEN



**NORTHERN ILLINOIS**

**#8**

- ◆ **Saturday, Oct. 26**
- ◆ **3:30 PM**
- ◆ **Huskie Stadium | DeKalb, IL**

**QUICK FACTS**

Location: ..... DeKalb, Ill.  
 Enrollment: ..... 17,169  
 Colors: ..... Cardinal & Black  
 Acting President: ..... Dr. Lisa Freeman  
 Athletics Director: ..... Sean T. Frazier  
 Conference ..... Mid-American (West)  
 Stadium: ..... Huskie Stadium (23,595)  
 Surface: ..... Field Turf  
 2018 Record: ..... 8-6 overall, 6-2 (1st West)  
 2018 Postseason: ..... MAC Championship  
 ..... NIU 30, Buffalo 29  
 ..... Boca Raton Bowl- UAB 37, NIU 13  
 2018 Final Ranking (AP/USA Today) ..... - / -

Head Coach: ..... Thomas Hammock  
 ..... (Northern Illinois '02)  
 Career Record: ..... First Season  
 School Record: ..... First Season

Offensive System: ..... Multiple  
 Defensive System: ..... 4-3  
 Starters Returning/Lost: ..... 16/11  
 Letterwinners Returning/Lost: ..... 56/20

Series: ..... NIU leads, 10-5  
 Streak: ..... W5, Northern Illinois  
 First Played: ..... 1966 (NIU 31, Akron 18)  
 Last Played: ..... Nov. 1, 2018 (NIU 36, Akron 26)

Football Contact: ..... Donna Turner  
 Office: ..... (815) 753-9513  
 Cell: ..... (815) 793-5474  
 E-Mail: ..... donnaturner@niu.edu  
 Website: ..... NIUHuskies.com

**2019 SCHEDULE**

Aug. 31 ..... ILLINOIS STATE  
 Sept. 7 ..... at Utah  
 Sept. 14 ..... at Nebraska  
 Sept. 28 ..... at Vanderbilt  
 Oct. 5 ..... \*BALL STATE  
 Oct. 12 ..... \*at Ohio  
 Oct. 19 ..... \*at Miami (Ohio)  
**Oct. 26 ..... \*AKRON [HC]**  
 Nov. 2 ..... \*at Central Michigan  
 Nov. 13 ..... \*at Toledo  
 Nov. 19 ..... \*EASTERN MICHIGAN  
 Nov. 26 ..... \*WESTERN MICHIGAN



**BOWLING GREEN**

**#9**

- ◆ **Saturday, Nov. 2**
- ◆ **Time TBA**
- ◆ **Perry Stadium | Bowling Green, OH**

**QUICK FACTS**

Location: ..... Bowling Green, Ohio  
 Enrollment: ..... 19,000  
 Colors: ..... Orange & Brown  
 President: ..... Dr. Rodney Rogers  
 Athletics Director: ..... Bob Moosbrugger  
 Conference ..... Mid-American (East)  
 Stadium: ..... Perry Stadium (24,000)  
 Surface: ..... Sport Turf  
 2018 Record: ..... 3-9 overall, 2-6 (5th East)  
 2018 Postseason: .....  
 2018 Final Ranking (AP/USA Today) ..... - / -

Head Coach: ..... Scot Loeffler  
 ..... (Michigan '98)  
 Career Record: ..... First Season  
 School Record: ..... First Season

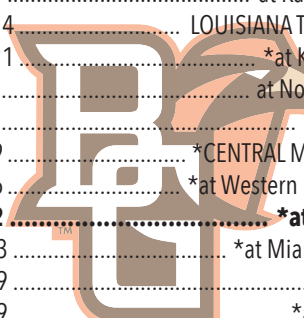
Offensive System: ..... No Huddle/Multiple  
 Defensive System: ..... Multiple  
 Starters Returning/Lost: ..... 16/12  
 Letterwinners Returning/Lost: ..... 36/22

Series: ..... Bowling Green leads, 17-8  
 Streak: ..... W1, Bowling Green  
 First Played: ..... Oct. 3, 1941 (Akron 8, BGSU 0)  
 Last Played: ..... Nov. 17, 2018 (BGSU 21, Akron 6)

Football Contact: ..... Jason Knavel  
 Office: ..... (419) 372-7075  
 Cell: ..... (814) 464-5009  
 E-Mail: ..... jknavel@bgsu.edu  
 Website: ..... BGSUFalcons.com

**2019 SCHEDULE**

Aug. 29 ..... MORGAN STATE  
 Sept. 7 ..... at Kansas Sate  
 Sept. 14 ..... LOUISIANA TECH [HC]  
 Sept. 21 ..... \*at Kent State  
 Oct. 5 ..... at Notre Dame  
 Oct. 12 ..... \*TOLEDO  
 Oct. 19 ..... \*CENTRAL MICHIGAN  
 Oct. 26 ..... \*at Western Michigan  
**Nov. 2 ..... \*at AKRON**  
 Nov. 13 ..... \*at Miami (Ohio)  
 Nov. 19 ..... \*OHIO  
 Nov. 29 ..... \*at Buffalo



**EASTERN MICHIGAN #10**

- ◆ **Tuesday, Nov. 12**
- ◆ **7:30/8 PM | ESPN2/U**
- ◆ **InfoCision Stadium-Summa Field**

**QUICK FACTS**

Location: ..... Ypsilanti, Mich.  
 Enrollment: ..... 21,105  
 Colors: ..... Green & White  
 President: ..... James M. Smith, Ph.D.  
 Athletics Director: ..... Scott Wetherbee  
 Conference ..... Mid-American (West)  
 Stadium: ..... Rynearson Stadium (30,200)  
 Surface: ..... Field Turf  
 2018 Record: ..... 7-6 overall, 5-3 (4th West)  
 2018 Postseason: ..... Camellia Bowl  
 ..... Georgia Southern 23, Eastern Michigan 21  
 2018 Final Ranking (AP/USA Today) ..... -/-

Head Coach: ..... Chris Creighton  
 ..... (Kenyon '91)  
 Career Record: ..... 161-86 (22 yrs.)  
 School Record: ..... 22-40 (5 yrs.)

Offensive System: ..... Multiple  
 Defensive System: ..... Multiple  
 Starters Returning/Lost: ..... 13/13  
 Letterwinners Returning/Lost: ..... 45/18

Series: ..... Akron leads, 19-13  
 Streak: ..... W1, Eastern Michigan  
 First Played: ..... 1949 (Akron 20, EMU 6)  
 Last Played: ... Nov. 10, 2018 (EMU 27, Akron 7)

Football Contact: ..... Greg Steiner  
 Office: ..... (734) 487-0317  
 Cell: ..... (734) 845-1132  
 E-Mail: ..... greg.steiner@emich.edu  
 Website: ..... EMUEagles.com

**2019 SCHEDULE**

Aug. 31 ..... at Coastal Carolina  
 Sept. 7 ..... at Kentucky  
 Sept. 14 ..... at Illinois  
 Sept. 21 ..... CENTRAL CONN. STATE  
 Oct. 5 ..... \*at Central Michigan  
 Oct. 12 ..... \*BALL STATE  
 Oct. 19 ..... \*WESTERN MICHIGAN  
 Oct. 26 ..... \*at Toledo  
 Nov. 2 ..... \*BUFFALO  
**Nov. 12 ..... \* at AKRON**  
 Nov. 19 ..... \*at Northern Illinois  
 Nov. 29 ..... \*KENT STATE



**MIAMI #11**

- ◆ **Wednesday, Nov. 20**
- ◆ **7:30 PM | ESPN2/U**
- ◆ **Yager Stadium | Oxford, OH**

**QUICK FACTS**

Location: ..... Oxford, Ohio  
 Enrollment: ..... 17,557  
 Colors: ..... Red & White  
 President: ..... Dr. Greg Crawford  
 Athletics Director: ..... David Saylor  
 Conference ..... Mid-American (East)  
 Stadium: ..... Yager Stadium (24,286)  
 Surface: ..... Field Turf  
 2018 Record: ..... 6-6 overall, 6-2 (T2nd East)  
 2018 Postseason: .....  
 2018 Final Ranking (AP/USA Today) ..... -/-

Head Coach: ..... Chuck Martin  
 ..... (Millikin '90)  
 Career Record: ..... 96-46 (11 yrs.)  
 School Record: ..... 22-39 (5 yrs.)

Offensive System: ..... Multiple  
 Defensive System: ..... 4-3  
 Starters Returning/Lost: ..... 12/10  
 Letterwinners Returning/Lost: ..... 41/22

Series: ..... Miami leads, 18-9-1  
 Streak: ..... W2, Miami  
 First Played: ..... 1915 (Miami 23, Akron 6)  
 Last Played: ... Oct. 6, 2018 (Miami 41, Akron 17)

Football Contact: ..... Dave Meyer  
 Office: ..... (513) 529-4329  
 Cell: ..... (419) 265-0284  
 E-Mail: ..... meyerd@miamioh.edu  
 Website: ..... MiamiRedHawks.com

**2019 SCHEDULE**

Aug. 31 ..... at Iowa  
 Sept. 7 ..... TENNESSEE TECH [HC]  
 Sept. 14 ..... at Cincinnati  
 Sept. 21 ..... \*at Ohio State  
 Sept. 28 ..... \*BUFFALO  
 Oct. 12 ..... \*at Western Michigan  
 Oct. 19 ..... \*Northern Illinois  
 Oct. 26 ..... \*at Kent State  
 Nov. 6 ..... \*at Ohio  
 Nov. 13 ..... \*BOWLING GREEN  
**Nov. 20 ..... \*AKRON**  
 Nov. 29 ..... \*at Ball State



**OHIO #12**

- ◆ **Tuesday, Nov. 26**
- ◆ **7 PM | ESPNU/+**
- ◆ **InfoCision Stadium-Summa Field**

**QUICK FACTS**

Location: ..... Athens, Ohio  
 Enrollment: ..... 38,857  
 Colors: ..... Hunter Green & White  
 President: ..... Dr. M. Duane Nellis  
 Athletics Director: ..... Jim Schaus  
 Conference ..... Mid-American (East)  
 Stadium: ..... Peden Stadium (24,000)  
 Surface: ..... Field Turf  
 2018 Record: ..... 9-4 overall, 5-3 (T2nd East)  
 2018 Postseason: ..... DXL Frisco Bowl  
 ..... Ohio 27, San Diego State 0  
 2018 Final Ranking (AP/USA Today) ..... -/-

Head Coach: ..... Frank Solich  
 ..... (Nebraska '66)  
 Career Record: ..... 164-94 (20 yrs.)  
 School Record: ..... 106-75 (13 yrs.)

Offensive System: ..... Multiple  
 Defensive System: ..... 4-3  
 Starters Returning/Lost: ..... 10/12  
 Letterwinners Returning/Lost: ..... 43/18

Series: ..... Ohio leads, 21-13-1  
 Streak: ..... W1, Ohio  
 First Played: ..... 1912 (Akron 27, Ohio 0)  
 Last Played: ... Nov. 23, 2018 (Ohio 49, Akron 28)

Football Contact: ..... Mike Ashcraft  
 Office: ..... (740) 593-1299  
 Cell: ..... (330) 842-3858  
 E-Mail: ..... ashcraft@ohio.edu  
 Website: ..... OhioBobcats.com

**2019 SCHEDULE**

Aug. 31 ..... RHODE ISLAND  
 Sept. 7 ..... at Pittsburgh  
 Sept. 14 ..... at Marshall  
 Sept. 21 ..... LOUISIANA  
 Oct. 5 ..... \*at Buffalo  
 Oct. 12 ..... \*NORTHERN ILLINOIS  
 Oct. 19 ..... \*KENT STATE  
 Oct. 26 ..... \*at Ball State  
 Nov. 6 ..... \*MIAMI (Ohio)  
 Nov. 12 ..... \*WESTERN MICHIGAN  
 Nov. 19 ..... \*at Bowling Green  
**Nov. 26 ..... \*at AKRON**



# ALL-TIME SERIES VS. 2019 OPPONENTS



OPPONENTS

at Illinois Aug. 31		vs. Kent State Oct. 12		vs. Buffalo Oct. 19		at Bowling Green Nov. 2		at Miami (Ohio) Nov. 20	
Akron Trails:	0-1	Akron Leads:	35-24-2	Akron Leads:	11-7	Akron Trails:	8-17	Akron Trails:	9-18-1
At UA:	0-0	At UA:	25-9-2	At UA:	7-1	At UA:	4-9	At UA:	6-7
At Illinois:	0-1	At Kent State:	10-15	At Buffalo:	4-6	At Bowling Green:	4-8	At Miami:	3-11-1
1996	A 7 38 L	Wagon Wheel:	24-23-1	1999	A 17 10 W	1941	H 8 0 W	1916	H 6 23 L
<b>vs. UAB Sept. 7</b> - First Meeting -		1923	H 32 0 W	2000	H 49 14 W	1985	A 22 27 L	1922	A 12 20 L
<b>at Central Michigan Sept. 14</b>		1928	H 8 6 W	2001	A 41 14 W	1989	A 38 24 W	1923	A 13 13 T
Akron Trails:	10-16-1	1929	H 25 0 W	2002	H 21 10 W	1992	H 3 24 L	1939	A 14 0 W
At UA:	7-7-1	1930	H 12 6 W	2003	A 38 21 W	1993	A 7 49 L	1993	H 31 13 W
At Central Michigan:	3-9	1931	H 12 6 W	2004	H 44 21 W	1994	H 0 45 L	1994	A 14 50 L
1969	A 9 6 W	1932	H 0 0 T	2005	A 13 7 W	1995	A 12 50 L	1995	A 0 65 L
1970	H 35 19 W	1933	A 19 6 W	2006	H 31 16 W	1996	H 21 14 W	1996	H 10 7 W
1971	A 7 10 L	1934	H 26 0 W	2007	A 10 26 L	1997	H 28 31 L	1997	A 20 49 L
1972	H 14 10 W	1935	H 3 0 W	2008	H 40 43 4OT L	1998	A 21 58 L	1998	H 14 20 L
1977	A 14 17 L	1936	H 6 0 W	2009	A 17 21 L	1999	H 55 25 W	1999	A 23 32 L
1988	H 16 27 L	1940	H 23 7 W	2010	H 22 14 W	2000	A 27 21 W	2000	H 37 20 W
1989	A 27 26 W	1941	H 41 13 W	2011	A 10 51 L	2001	H 11 16 L	2001	A 27 30 L
1999	H 14 14 T	1942	H 6 23 L	2014	A 24 55 L	2005	A 24 14 W	2002	H 31 48 L
1991	A 29 31 L	<b>- Wagon Wheel Era -</b>		2015	H 42 21 W	2006	H 35 28 W	2003	A 20 45 L
1992	H 31 28 W	1946	H 6 13 L	2016	A 20 41 L	2007	A 20 44 L	2004	H 27 31 L
1993	H 23 13 W	1947	A 0 6 L	2017	H 21 20 W	2008	H 33 37 L	2005	A 23 51 L
1994	H 0 47 L	1948	H 0 31 L	2018	A 6 24 L	2009	A 20 36 L	2006	H 24 13 W
1995	H 16 13 W	1949	A 0 47 L	<b>at Northern Illinois Oct. 26</b>		2012	H 10 24 L	2007	A 0 7 L
1997	H 53 14 W	1950	H 7 19 L	Akron Trails:	5-10	2013	A 14 31 L	2010	H 14 19 L
1998	A 27 28 L	1951	A 7 48 L	At UA:	2-5	2014	H 10 27 L	2011	A 3 35 L
2000	A 7 17 L	1952	H 14 34 L	At Northern Illinois:	2-5	2015	A 10 59 L	2012	H 49 56 L
2001	A 14 31 L	1953	A 19 54 L	Neutral:	1-0	2016	H 28 38 L	2013	A 24 17 W
2002	H 17 24 L	1954	H 18 58 L	1966	A 18 31 L	2017	A 34 23 W	2014	H 29 19 W
2003	A 40 28 W	1972	H 13 13 T	1987	A 27 21 W	2018	H 6 21 L	2015	A 37 28 W
2005	H 31 17 L	1974	A 14 51 L	1988	A 6 7 L	<b>vs. Eastern Michigan Nov. 12</b>		2016	H 35 13 W
2006	A 21 24 L	1977	H 15 13 W	1990	H 28 31 L	Akron Leads:	19-13	2017	A 14 24 L
2007	H 32 35 L	1981	A 6 17 L	1991	H 17 7 W	At UA:	12-3	2018	H 17 41 L
2011	H 22 23 L	1983	H 13 6 W	1996	A 34 17 W	At EMU:	7-10	<b>vs. Ohio Nov. 26</b>	
2012	A 10 35 L	1984	A 17 24 L	2000	H 35 62 L	1949	A 20 6 W	Akron Trails:	13-21-1
2015	H 6 14 L	1985	H 24 0 W	2004	A 19 49 L	1950	H 40 7 W	At UA:	10-6-1
2018	H 17 10 W	1986	A 17 7 W	2005	H 48 42 W OT	1968	H 7 16 L	At Ohio:	3-15
<b>vs. Troy Sept. 21</b>		1987	H 23 27 L	2005*	N 31 30 W	1969	A 3 10 L	1912	H 27 0 W
Akron Trails:	0-1	1988	A 12 32 L	2009	A 10 27 L	1976	H 36 0 W	1919	H 10 6 W
At UA:	0-0	1989	H 40 7 W	2010	H 14 50 L	1977	H 28 42 L	1920	A 0 39 L
At Troy:	0-1	1990	A 38 10 W	2012	H 7 37 L	1978	A 14 25 L	1926	H 3 0 W
2017	A 17 22 L	1992	A 16 20 L	2013	A 20 27 L	1979	A 24 12 W	1941	H 0 0 T
<b>at UMass Sept. 28</b>		1996	A 17 32 L	2018	H 26 36 L	1980	H 21 10 W	1942	A 0 39 L
Akron Leads:	3-1	1997	H 45 35 W	<i>* MAC Championship Game [Ford Field, Detroit, Mich.]</i>		1981	A 14 7 W	1950	H 6 28 L
At UA:	1-1	1998	A 45 16 W			1982	H 14 7 W	1951	A 7 40 L
At UMass:	2-0	1999	H 37 34 W			1983	A 13 0 W	1992	A 13 0 W
2012	H 14 22 L	2000	A 34 6 W			1985	H 16 12 W	1993	A 13 21 L
2013	A 14 13 W	2001	H 14 10 W			1986	A 21 24 L	1994	H 24 10 W
2014	H 30 6 W	2002	A 48 10 W			1987	H 17 16 W	1995	H 23 29 L
2015	A 17 13 W	2003	H 38 41 L			1992	A 27 9 W	1996	A 14 44 L
		2004	A 24 19 W			1993	H 19 7 W	1997	H 17 21 L
		2005	H 35 3 W			1994	A 18 42 L	1998	A 14 28 L
		2006	A 15 37 L			1995	H 29 49 L	1999	H 41 28 W
		2007	H 27 20 W			1996	A 17 20 L	2000	A 23 20 W
		2008	A 30 27 W 2OT			1997	A 0 45 L	2001	H 31 29 W
		2009	H 28 20 W			1998	H 24 21 W	2002	A 10 27 L
		2010	A 17 28 L			1999	A 17 38 L	2003	H 35 28 W
		2011	H 3 35 L			2001*	H 65 62 W 3OT	2004	A 31 19 W
		2012	A 24 35 L			2002	A 34 42 L	2005	H 27 3 W
		2013	H 16 7 W			2003	H 24 17 W	2006	A 7 17 L
		2014	A 24 27 L			2008	A 42 35 W	2007	H 48 37 W
		2015	H 20 0 W			2009	H 28 20 W	2008	A 42 49 L
		2016	A 31 27 W			2011	A 23 31 L	2009	H 7 19 L
		2017	H 24 14 W			2014	H 31 6 W	2010	A 10 38 L
		2018	A 24 23 W OT			2015	A 47 21 W	2011	H 20 37 L
						2018	A 7 27 L	2012	A 28 34 L
								2013	H 3 43 L
								2014	A 20 23 L
								2015	H 12 14 L
								2016	A 3 9 L
								2017	H 37 34 W
								2018	A 28 49 L

\*Second-highest scoring game in MAC history



## MAC Opponents vs. Ball State

Akron Leads:	12-11-1			
At UA:	5-6			
At Ball State:	7-5-1			
1964	A	25	15	W
1965	H	14	16	L
1969	H	49	9	W
1970	A	31	0	W
1971	H	10	7	W
1972	A	21	21	T
1973	H	14	16	L
1974	A	26	21	W
1975	H	14	17	L
1976	A	3	0	W
1992	A	22	14	W
1993	H	9	31	L
1994	A	28	38	L
1997	A	14	31	L
1998	H	52	14	W
1999	A	31	9	W
2004	H	35	23	W
2005	A	17	23	L
2008	H	24	41	L
2010	A	30	37	3OT L
2013	H	24	42	L
2014	A	21	35	L
2016	A	35	25	W
2017	H	31	3	W

## vs. Toledo

Akron Trails:	9-12			
At UA:	7-5			
At Toledo:	2-6			
Neutral:	0-1			
1923	H	10	3	W
1924	H	14	7	W
1929	A	26	0	W
1930	H	41	0	W
1937	A	21	7	W
1938	H	13	7	W
1946	H	13	33	L
1947	A	7	38	L
1992	H	23	20	W
1994	H	25	48	L
1995	A	7	41	L
1996	H	10	27	L
1997	A	10	42	L
1998	H	17	24	L
2006	A	20	35	L
2008	H	47	30	W
2012	A	23	35	L
2013	H	31	29	W
2016	H	17	48	L
2017	A	21	48	L
2017*	N	28	45	L

\*MAC Championship Game

## vs. Western Michigan

Akron Trails:	5-14			
At UA:	2-5			
At Western Michigan:	3-9			
1938	H	6	0	W
1939	A	0	7	L
1975	A	27	21	W
1987	A	19	24	L
1990	H	20	24	L
1991	A	12	35	L
1992	A	20	24	L
1993	A	3	20	L
1994	A	6	19	L
1995	A	3	7	L
1996	H	27	7	W
1999	H	10	24	L
2001	A	14	31	L
2006	H	0	17	L
2007	A	39	38	W
2010	H	10	56	L
2011	A	19	68	L
2016	H	0	41	L
2017	A	14	13	W

## 2020 vs. Youngstown State Sept. 5

Akron Trails:	14-19-2			
Neutral site:	1-0			
At UA:	8-8-1			
At Youngstown State:	5-11-1			
1940	H	0	13	L
1941	A	0	19	L
1959	H	14	34	L
1960	A	21	34	L
1962	A	13	17	L
1963	H	21	7	W
1967	H	19	12	W
1968	A	48	13	W
1969	N	60	27	W
1970	A	42	14	W
1971	H	7	0	W
1972	A	21	22	L
1973	H	31	7	W
1973	A	0	30	L
1975	H	17	6	W
1976	A	24	3	W
1977	H	10	28	L
1978	A	3	27	L
1979	H	3	16	L
1980	A	0	0	T
1981	H	7	34	L
1982	A	20	19	W
1983	H	49	21	W
1984	A	2	3	L
1985	H	30	5	W
1986	A	39	40	L
1987	H	6	10	L
1988	A	33	7	W
1989	A	17	20	L
1990	A	23	28	L
1991	H	38	24	W
1992	H	10	10	T
1993	H	0	19	L
1994	A	7	41	L
1995	H	10	24	L

## at New Mexico State Sept. 12

Akron Leads:	1-0			
At UA:	1-0			
At New Mexico State:	0-0			
1988	H	52	7	W

## at Clemson Sept. 19

- First Meeting -

## vs. UMass Oct. 17

- see 2019 schedule -

## 2021 at Auburn Sept. 4

Akron Trails:	0-1			
At UA:	0-0			
At Auburn:	0-1			
1988	A	0	42	L

## vs. Temple Sept. 11

Akron Trails:	7-14			
At UA:	3-7			
At Temple:	4-14			
1967	A	21	22	L
1970	A	21	0	W
1973	A	33	47	L
1975	H	24	23	W
1976	H	13	23	L
1978	H	21	56	L
1979	A	6	42	L
1980	A	7	16	L
1987	A	3	23	L
1988	H	17	37	L
1991	A	37	32	W
1992	H	29	15	W
1993	A	31	7	W
1994	H	7	32	L
1998	A	35	28	W
1999	H	25	15	W
2007#	H	20	24	L
2008#	A	0	17	L
2009#	H	17	56	L
2010#	A	0	30	L
2011#	H	3	41	L

#MAC games

## vs. Bryant Sept. 18

- First Meeting -

## at Ohio State Sept. 25

Akron Trails:	1-7			
At UA:	0-1			
At OSU:	1-6			
1891	H	0	4	L
1892	A	0	62	L
1893	A	18	32	L
1894	A	12	6	W
1895	A	6	14	L
2001	A	14	28	L
2007	A	2	20	L
2011	A	0	42	L

## 2022 vs. Saint Francis (Pa.) Sept. 3

- First Meeting -

## at Michigan State Sept. 10

Akron Trails:	0-2			
At UA:	0-0			
At Michigan State:	0-2			
1913	A	0	41	L
1914	A	6	75	L

## at Liberty Sept. 24

Akron Trails:	1-0			
At UA:	1-0			
At Liberty:	0-0			
2002	H	49	21	W

## vs. New Mexico State Oct. 1

- see 2020 schedule -

## 2023 at Temple Sept. 2

- see 2020 schedule -

## vs. Morgan State Sept. 9

Akron Leads:	3-0			
At UA:	3-0			
At Morgan State:	0-0			
2009	H	41	0	W
2012	H	66	6	W
2018	H	41	7	W

## vs. Kentucky Sept. 16

Akron Trails:	0-1			
At UA:	0-0			
At Kentucky:	0-1			
2010	A	10	47	L

## at Indiana Sept. 23

Akron Trails:	0-3			
At UA:	0-1			
At Indiana:	0-2			
2007	A	24	41	L
2009	H	21	38	L
2010	A	20	35	L

## 2024 at Kentucky August 31

- see 2023 schedule -

## at South Carolina Sept. 21

Akron Trails:	0-1			
At UA:	0-0			
At South Carolina:	0-1			
2018	A	3	28	L

## 2025 at Nebraska Sept. 6

Akron Trails:	0-1			
At UA:	0-0			
At Nebraska:	0-1			
1997	A	14	59	L
2018	cancelled- weather			

## at UAB Sept. 13

- see 2019 schedule -

## 2026 at Kentucky Sept. 5

- see 2023 schedule -



# ALL-TIME SERIES RECORDS

OPPONENTS



OPPONENT	W	L	T	FIRST GAME	LAST GAME
Akron A.C.	1	0	0	1892	1892
Akron YMCA	1	0	0	1899	1899
<b>Alabama-Birmingham (UAB)</b>	<b>First Meeting</b>				
Allegheny	3	5	2	1902	1917
Appalachian State	0	1	0	2016	2016
Arkansas Pine Bluff	1	0	0	2017	2017
Arkansas State	0	1	0	1988	1988
Army	2	3	0	1991	2008
Ashland	3	1	0	1924	1931
Auburn	0	1	0	1988	1988
Austin Peay	5	2	0	1980	1986
Baldwin-Wallace	19	22	3	1895	1968
Ball State	12	11	1	1964	2017
Bethany	3	0	0	1902	1909
Boise State	0	1	0	1979	1979
<b>Bowling Green</b>	<b>8</b>	<b>17</b>	<b>0</b>	<b>1941</b>	<b>2018</b>
Bradley	2	0	0	1967	1968
<b>Buffalo</b>	<b>11</b>	<b>7</b>	<b>0</b>	<b>1999</b>	<b>2018</b>
Butler	8	0	0	1965	1973
Cal State Fullerton	2	0	0	1988	1990
Cal Poly	1	0	0	2003	2003
Camp Sherman	1	0	0	1917	1917
Capital	3	2	1	1956	1965
Carnegie Tech	0	3	0	1938	1951
Case Tech	9	12	4	1891	1951
Central Florida	5	4	0	1984	2013
<b>Central Michigan</b>	<b>10</b>	<b>16</b>	<b>1</b>	<b>1969</b>	<b>2018</b>
Central State	2	0	0	1974	1975
Cincinnati	2	4	0	1984	2011
Colgate	0	1	0	1940	1940
Connecticut	0	3	0	2000	2007
Culver Military	0	1	0	1914	1914
Davis & Elkins	1	0	0	1937	1937
Dayton	3	2	0	1969	1977
Defiance	2	0	0	1920	1926
Delaware	0	3	0	1973	1975
Delaware State	0	1	0	1987	1987
Denison	5	5	0	1892	1961
Detroit Tech	1	0	1	1936	1940
East Carolina	0	1	0	1991	1991
Eastern Illinois	3	3	0	1978	1989

OPPONENT	W	L	T	FIRST GAME	LAST GAME
Eastern Kentucky	3	8	0	1942	1986
<b>Eastern Michigan</b>	<b>19</b>	<b>13</b>	<b>0</b>	<b>1949</b>	<b>2018</b>
Findlay	6	1	0	1908	1953
Florida	0	1	0	1990	1990
Fla. International	0	2	0	2011	2012
Fordham	0	1	0	1925	1925
Gardner-Webb	0	1	0	2010	2010
Geneva	1	2	0	1937	1950
Grove City	1	0	0	1957	1957
Gustavus Adolphus	1	0	0	1973	1973
Heidelberg	15	16	1	1902	1966
Hillsdale	0	1	0	1924	1924
Hiram	16	6	0	1892	1958
Howard	2	0	0	2003	2014
<b>Illinois</b>	<b>0</b>	<b>1</b>	<b>0</b>	<b>1996</b>	<b>1996</b>
Illinois State	3	2	0	1968	1991
Illinois Wesleyan	3	1	0	1937	1940
Indiana	0	3	0	2007	2010
Indiana (Pa.)	2	0	0	1970	1971
Indiana State	6	5	0	1968	1980
Iowa	0	1	0	2002	2002
Iowa State	0	2	0	2017	2018
James Madison	1	0	0	2013	2013
John Carroll	7	3	1	1934	1947
Kansas State	0	1	0	1995	1995
<b>Kent State</b>	<b>35</b>	<b>24</b>	<b>2</b>	<b>1923</b>	<b>2018</b>
Kentucky	0	1	0	2010	2010
Kenyon	4	4	0	1891	1925
Kirkwood A.C.	1	0	0	1900	1900
Lawrence Tech	1	0	0	1946	1946
Liberty	1	0	0	2002	2002
Long Beach State	1	0	0	1988	1988
Louisiana	1	1	0	2013	2015
Louisiana State	0	1	0	1997	1997
Louisiana Tech	1	2	0	1968	1990
Louisville	0	3	0	1948	1987
Marietta	3	2	0	1910	1914
Marshall	5	9	0	1974	2016
Maryland	0	1	0	2002	2002
<b>Massachusetts</b>	<b>3</b>	<b>1</b>	<b>0</b>	<b>2012</b>	<b>2015</b>
Massillon A.C.	3	0	0	1893	1895
Memphis	0	1	0	2005	2005
<b>Miami (Ohio)</b>	<b>9</b>	<b>18</b>	<b>1</b>	<b>1916</b>	<b>2018</b>
Michigan	0	1	0	2013	2013
Michigan State	0	2	0	1913	1914
Middle Tenn. State	2	7	0	1980	2005
Montana State	0	1	0	1976	1976
Morehead State	8	1	1	1975	1986
Morgan State	3	0	0	2009	2018
Mount Union	24	24	1	1893	1962
Murray State	4	3	1	1980	1989
Muskingum	14	10	2	1911	1964
Navy	1	1	0	1990	1999
Nebraska	0	1	0	1997	1997
New Mexico	1	0	0	1988	1988
New Mexico State	1	0	0	1988	1988
UNLV	1	0	0	1976	1976
Nicholls State	1	0	0	1987	1987
North Carolina St.	1	0	0	2006	2006
NE Missouri State	1	1	0	1978	1980

OPPONENT	W	L	T	FIRST GAME	LAST GAME
Northern Arizona	2	0	0	1989	1991
<b>Northern Illinois</b>	<b>5</b>	<b>10</b>	<b>0</b>	<b>1966</b>	<b>2018</b>
Northern Iowa	1	1	0	1978	1979
Northern Michigan	10	3	0	1966	1980
Northwestern	1	0	0	2018	2018
Notre Dame	0	1	0	1910	1910
North Texas	2	0	0	1971	2006
Oberlin	4	6	0	1900	1956
<b>Ohio</b>	<b>13</b>	<b>21</b>	<b>1</b>	<b>1912</b>	<b>2018</b>
Ohio Northern	9	0	1	1911	1929
Ohio State	1	7	0	1891	2011
Ohio St. Reserves	1	1	0	1931	1932
Ohio Wesleyan	8	9	0	1893	1964
Oklahoma	0	1	0	2015	2015
Oregon State	0	1	0	1987	1987
Otterbein	4	1	1	1913	1935
Penn State	0	6	0	1999	2017
Pittsburgh	1	3	0	1900	2015
Pittsburgh Lyceum	0	1	0	1908	1908
Purdue	0	2	0	2001	2005
Quantico Marines	1	1	0	1967	1972
Rhode Island	0	1	0	1985	1985
Rutgers	0	1	0	1990	1990
Salem	1	0	0	1986	1986
San Diego State	0	1	0	1965	1965
Savannah State	1	0	0	2015	2015
South Carolina	0	1	0	2018	2018
SW Missouri State	1	1	0	1963	1964
Southern Illinois	1	1	0	1971	1973
Syracuse	1	2	0	2008	2010
Tampa	2	4	0	1966	1974
Temple	7	14	0	1967	2011
Tennessee	0	2	0	1989	2012
Tennessee Tech	6	0	0	1981	1986
Toledo	9	12	0	1923	2017
<b>Troy</b>	<b>0</b>	<b>1</b>	<b>0</b>	<b>2017</b>	<b>2017</b>
Utah State	1	0	0	2015	2015
Virginia	0	1	0	2002	2002
Virginia Tech	0	5	0	1989	2000
Va. Military Institute	2	1	0	1967	2016
Wabash	1	0	0	1938	1938
Washington & Jeff.	1	0	0	1939	1939
Wayne State	2	4	1	1937	1978
West Liberty State	2	0	0	1937	1939
West Virginia Tech	1	1	0	1952	1953
West Va. Wesleyan	1	0	0	1913	1913
Western Illinois	7	1	0	1971	1979
Western Kentucky	7	3	2	1965	1985
Western Michigan	5	14	0	1938	2017
Western Reserve	8	15	2	1892	1947
Western Res. Acad.	2	0	0	1891	1893
Wheaton	1	0	0	1939	1939
Wisconsin	0	3	0	2003	2016
Wittenberg	8	11	0	1914	1967
Wooster	20	24	3	1902	1966
Xavier	0	3	0	1925	1938
Youngstown State	14	19	2	1940	1995
<b>Totals</b>	<b>522</b>	<b>547</b>	<b>36</b>	<b>(.488)</b>	

2019 opponents in BOLD

## THIS IS THE MID-AMERICAN CONFERENCE

Providing leadership in education and diversity, in 2019 the Mid-American Conference moves into its 74th year of service to our students.

Since its inception in 1946, the Mid-American Conference has progressively grown and developed into one of the most aggressive Division I conferences in the country. One of only 10 football Bowl Subdivision (FBS) conferences, the MAC named Dr. Jon A. Steinbrecher as its eighth commissioner in March of 2009.

The league hosts championships in 23 sports, including neutral site events at some of the finest facilities in the nation – football (Ford Field, Detroit), men’s and women’s basketball (Rocket Mortgage Fieldhouse, Cleveland), softball (Firestone Stadium, Akron) and baseball (Sprenger Stadium, Avon, Ohio). The MAC secured a two-year contract extension with Ford Field to host the MAC Football Championship Game through the 2021 football season, anchored a six-year contract extension for the MAC Men’s and Women’s Basketball Tournaments at Rocket Mortgage Fieldhouse through the 2023 season, and stabilized a five-year contract extension through the 2020 season for the MAC Baseball Tournament at Sprenger Stadium in Avon, Ohio.

Steinbrecher has been aggressive in pursuing NCAA Championship events. The MAC served as the host for the 2015 NCAA Division I Men’s Basketball Midwest Regional in Cleveland and the 2018 NCAA Division I Wrestling Championships, which set NCAA Wrestling three-day Championship total attendance and single-session attendance records. The MAC will also be hosting the 2020 NCAA Men’s Basketball Tournament First and Second Rounds, and the 2024 Women’s Final Four also at Rocket Mortgage Fieldhouse. The MAC has previously hosted both the 2012, 2014 and the 2019 NCAA Women’s Bowling Championships under Steinbrecher’s direction.

Several key MAC initiatives include the development of the first of its kind Conference-wide Mental Health Program, which includes a bi-annual Mental Health Summit to focus on student well-being, along with grassroots efforts with a Mental Health Awareness Week on each member campus. A comprehensive Diversity & Inclusion Program was created to accelerate the growth of minority candidates for collegiate job opportunities in coaching and administration, and the development of the MAC Academic Consortium to integrate across membership the next generation of leaders in higher education, providing leadership development opportunities among faculty and administration.

ESPN has exclusive television and digital distribution rights for all MAC sporting events, and guarantees coverage of every football game, men’s and women’s basketball games and select Olympic sporting events. Through this ESPN partnership, the MAC and CBS Sports Network announced another four-year sublicensing agreement to expand its national coverage of football and basketball through the 2022-23 season.

During the 2018 season, the MAC witnessed six members accept bowl invitations. The MAC single-season record for bowl invitations is seven which occurred in both the 2012 and 2016 bowl seasons.



**JON  
STEINBRECHER**

**Commissioner**



OPPONENTS

The Cheribundi Boca Raton Bowl is owned and operated by ESPN and is played at FAU Stadium. The Makers Wanted Bahamas Bowl is played at Thomas A. Robinson Stadium. The Camellia Bowl, based in Montgomery, Ala., is owned and operated by ESPN and is played at the Cramton Bowl.

The MAC will increase its primary bowl agreements to a Conference-best six guaranteed bowl games coming in the next bowl cycle in 2020. The MAC will have bowl agreements with the Famous Idaho Potato Bowl; Makers Wanted Bahamas Bowl, Arizona Bowl and Quick Lane Bowl, and will be in a rotation with other conferences to appear in the Camellia Bowl, Cheribundi Boca Raton Bowl, Frisco Bowl and the newly created Myrtle Beach Bowl.

In 2017, the MAC witnessed former Akron Zips defensive lineman Jason Taylor inducted into the Pro Football Hall of Fame as a member of the 2017 Hall of Fame Class. Taylor, who spent 13 of his 15 seasons in the NFL with the Miami Dolphins, was inducted into the Pro Football Hall of Fame on August 5, 2017 in Canton, Ohio. Taylor is the first Zips player elected to the Hall of Fame and was a third-round pick out of Akron in the 1997 NFL draft. Taylor ended his career in 2011 as the Miami Dolphins’ all-time leader in sacks and forced fumbles. A six-time Pro Bowl selection and three-time AP All-Pro first-team choice, Taylor was named the 2006 NFL Defensive Player of the Year and was selected as the Walter Payton Man of the Year in 2007.

### History of the MAC

Based in Cleveland since July 1999 following a 15-year stay in Toledo, Ohio, the MAC has established historic measurements in both football and men’s and women’s basketball since moving to Northeast Ohio. The MAC was founded as a five-school league on February 24, 1946 in Columbus, Ohio with Ohio, Butler, Cincinnati, Wayne State and Western Reserve admitted as charter members. The Mid-American Conference membership currently consists of 12 universities across five states (Illinois, Indiana, Michigan, New York and Ohio).

In 1946 men’s basketball was the first competitive sport in the MAC, which now sponsors a total 23 sports. Women’s sports were brought into the Conference’s structure in 1980. For men, there are 11 championships sponsored in football, basketball, baseball, cross country, soccer, swimming and diving, indoor track and field, outdoor track and field, wrestling, golf and tennis. For women, 12 championships are sponsored in basketball, softball, volleyball, cross country, field hockey, golf, soccer, swimming and diving, gymnastics, indoor track and field, outdoor track and field and tennis.

# 2019 MID-AMERICAN CONFERENCE COMPOSITE SCHEDULE

All times listed ET

## Thursday, Aug. 29

Albany at Central Michigan	7 PM	ESPN3
Morgan State at Bowling Green	7 PM	ESPN3
Robert Morris at Buffalo	7 PM	ESPN+
Kent State at Arizona State	10 PM	Pac-12

## Saturday, Aug. 31

<b>Akron at Illinois</b>	<b>Noon</b>	<b>BTN</b>
Indiana at Ball State	Noon	CBS-SN
Toledo at Kentucky	Noon	SEC
Rhode Island at Ohio	2 PM	ESPN+
Eastern Mich at Coastal Carolina	3:30 PM	ESPN+
Illinois State at NIU	7 PM	ESPN+
Monmouth at Western Mich.	7 PM	ESPN3
Miami at Iowa	7:30 PM	FS1

## Saturday, Sept. 7

Ohio at Pitt	11 AM	ACC
Bowling Green at Kansas State	Noon	FOX-SN
Kennesaw at Kent State	Noon	ESPN3
NIU at Utah	1 PM	Pac-12
<b>UAB at Akron</b>	<b>Noon</b>	<b>CBS-SN</b>
Fordham at Ball State	2 PM	ESPN3
Tennessee Tech at Miami	2:30 PM	ESPN+
Central Michigan at Wisconsin	3:30 PM	BTN
Eastern Michigan at Kentucky	7:30 PM	SEC
Buffalo at Penn State	7:30 PM	FOX
Western Mich. at Michigan St.	7:30 PM	BTN

## Saturday, Sept. 14

Eastern Michigan at Illinois	Noon	BTN
Miami at Cincinnati	Noon	ESPNU
Florida Atlantic at Ball State	2 PM	ESPN+
<b>*Akron at Central Michigan</b>	<b>3 PM</b>	<b>ESPN+</b>
Louisiana Tech at Bowling Green	5 PM	ESPN+
Buffalo at Liberty	6 PM	ESPN+
Ohio at Marshall	6:30 PM	Facebook
Georgia State at Western Mich.	7 PM	ESPN+
Kent State at Auburn	7 PM	ESPN2/U
Murray State at Toledo	7 PM	ESPN3
NIU at Nebraska	8 PM	FS1

## Saturday, Sept. 21

Central Conn. at Eastern Mich.	3 PM	
*Bowling Green at Kent State	3:30 PM	
Ball State at North Carolina State		
Central Michigan at Miami (Fla.)		
Louisiana-Lafayette at Ohio		
Miami at Ohio State		
Temple at Buffalo		
Toledo at Colorado State	TBA	ESPN
<b>Troy at Akron</b>		
Western Michigan at Syracuse		

## Saturday, Sept. 28

<b>Akron at UMass</b>		
BYU at Toledo		
*Buffalo at Miami		
*Central Michigan at Western Michigan		
NIU at Vanderbilt		



## Saturday, Oct. 5

Bowling Green at Notre Dame	3:30 PM	NBC
*Ohio at Buffalo	3:30 PM	
*Western Michigan at Toledo	3:30 PM	
*Ball State at NIU		
*Eastern Michigan at Central Michigan		
Kent State at Wisconsin	TBA	ESPN/2/U

## Saturday, Oct. 12

*Ball State at Eastern Michigan	2 PM	
New Mexico St. at Central Mich.	3 PM	
<b>*Kent State at Akron</b>	<b>3:30 PM</b>	
*NIU at Ohio	3:30 PM	
*Miami at Western Michigan		
*Toledo at Bowling Green		

## Saturday, Oct. 19

*Toledo at Ball State	2 PM	
*NIU at Miami	2:30 PM	
<b>*Buffalo at Akron</b>		
*Central Michigan at Bowling Green		
*Kent State at Ohio		
*Western Michigan at Eastern Michigan		

## Saturday, Oct. 26

*BGSU at Western Mich.	Noon	
<b>*Akron at NIU</b>	<b>3:30 PM</b>	
*Central Michigan at Buffalo		
*Eastern Michigan at Toledo		
*Miami at Kent State		
*Ohio at Ball State		

## Saturday, Nov. 2

<b>*Akron at Bowling Green</b>		
*Buffalo at Eastern Michigan		
*NIU at Central Michigan		

## Tuesday, Nov. 5

*Ball State at Western Michigan	7/8	ESPN2/CBS
*Kent State at Toledo	7/8	ESPN2/CBS

## Wednesday, Nov. 6

*Miami at Ohio	7:30/8	ESPN2
----------------	--------	-------

## Tuesday, Nov. 12

<b>*Eastern Michigan at Akron</b>	<b>7:30/8</b>	<b>ESPN2/U</b>
*Western Michigan at Ohio	7:30/8	ESPN2/U

## Wednesday, Nov. 13

*Bowling Green at Miami	8 PM	ESPN2/U
*NIU at Toledo	8 PM	ESPN2/U

## Thursday, Nov. 14

*Buffalo at Kent State	7 PM	CBS-SN
------------------------	------	--------

## Saturday, Nov. 16

*Central Michigan at Ball State	TBA	CBS-SN
---------------------------------	-----	--------

## Tuesday, Nov. 19

*Eastern Michigan at NIU	7:30 PM	ESPN2/U
*Ohio at Bowling Green	7:30 PM	ESPN2/U

## Wednesday, Nov. 20

<b>*Akron at Miami</b>	<b>7:30 PM</b>	<b>ESPN2/U</b>
*Toledo at Buffalo	7:30 PM	ESPN2/U

## Saturday, Nov. 23

*Ball State at Kent State		
---------------------------	--	--

## Tuesday, Nov. 26

<b>*Ohio at Akron</b>	<b>7 PM</b>	<b>ESPNU/+</b>
*Western Michigan at NIU	7 PM	ESPNU/+

## Friday, Nov. 29

*Bowling Green at Buffalo		
*Kent State at Eastern Michigan		
*Miami at Ball State		
*Toledo at Central Michigan		

## Saturday, Dec. 7

2019 Marathon MAC Football Championship Game  
East Division Champion vs. West Division Champion  
(Ford Field in Detroit, Mich.) Noon ESPN/2

\* Mid-American Conference Game

ACC - ACC RSN  
CBS SN - CBS Sports Network  
ESPN3/WatchESPN  
ESPN/3 - ESPN or ESPN3  
ESPN2/3 - ESPN2 or ESPN3  
ESPN2/U - ESPN2 or ESPNU  
ESPNU/3 - ESPNU or ESPN3  
TBA - 12-day TV selection

OPPONENTS



Saturday, Dec. **7**

**MAC CHAMPIONSHIP**

Noon ET | ESPN/ESPN2

Ford Field | Detroit, Mich.  
www.getsomemaction.com



Saturday, Dec. **21**

**CAMELLIA BOWL**

5:45 PM ET | ESPN

Cramton Stadium | Montgomery, Ala.  
MAC vs. Sun Belt  
www.CamelliaBowl.com



Friday, Dec. **20**

**MAKERS WANTED BAHAMAS BOWL**

2 PM ET | ESPN

Robinson Stadium | Nassau, Bahamas  
MAC vs. C-USA  
www.BahamasBowl.com



Thursday, Dec. **26**

**QUICK LANE BOWL**

8 PM ET | ESPN

Ford Field | Detroit, Mich.  
Big Ten/ACC/MAC  
www.quicklane.com/quicklanebowl.html



Friday, Dec. **20**

**FRISCO BOWL**

7:30 PM ET | ESPN2

Toyota Stadium | Frisco, Texas  
MAC vs. American  
www.theFriscoBowl.com



Friday, Jan. **3**

**FAMOUS IDAHO POTATO BOWL**

3:30 PM ET | ESPN

Albertson's Stadium | Boise, Idaho  
MAC vs. MWC  
www.FamousIdahoPotatoBowl.com



Saturday, Dec. **21**

**CHERIBUNDI BOCA RATON BOWL**

3:30 PM ET | ABC

FAU Stadium | Boca Raton, Fla.  
MAC vs. C-USA  
www.CheribundiBocaRatonBowl.com



Monday, Jan. **6**

**MOBILE ALABAMA BOWL**










7:30 PM ET | ESPN

Ladd-Peebles Stadium | Mobile, Ala.  
MAC vs. Sun Belt  
www.MobileAlabamaBowl.com

^MAC secondary bowl agreements

# 2019 OPPONENT COMPOSITE SCHEDULE

OPPONENTS

Date	UI	UAB	CMU	TROY	UMASS	KSU	UB	NIU	BGSU	EMU	MU	OU
Aug. 31	<b>AKRON</b> 	AL ST (Aug. 29)	ALBANY (Aug. 29)	CAMP	at RUT (Aug. 30)	at ASU (Aug. 29)	RMU (Aug. 29)	ISU	MSU (Aug. 29)	at CC	at IOWA	URI
Sept. 7	at UConn	<b>at AKRON</b> 	at WIS	BYE	SIU	KENN ST	at PSU	at UTAH	at KSU	at KY	TN TECH	at PITT
Sept. 14	EMU	SAU	<b>AKRON</b> 	S MISS	at CHAR	at AU	at LIB	at NEB	LATECH	at ILL	at CINCY	at MARSH
Sept. 21	NEB	BYE	at UM	<b>at AKRON</b> 	CC	BGSU	TEM	BYE	at KENT	CCSU	at OSU	UL
Sept. 28	BYE	at WKU	at WMU	ARK ST	<b>AKRON</b> 	BYE	at MU	at VANDY	BYE	BYE	UB	BYE
Oct. 5	at MINN	RICE	EMU	at MO	at FIU	at WIS	OU	BSU	at ND	at CMU	BYE	at UB
Oct. 12	MICH	at UTSA	NMSU	SAL (Oct. 16)	at LATECH	<b>at AKRON</b> 	BYE	at OU	TOL	BSU	at WMU	NIU
Oct. 19	WIS	ODU	at BGSU	BYE	BYE	at OU	<b>at AKRON</b> 	at MU	CMU	WMU	NIU	KSU
Oct. 26	at PUR	BYE	at UB	at GAST	UCONN	MU	CMU	<b>AKRON</b> 	at WMU	at TOL	at KSU	at BSU
Nov. 2	RUT	at TENN	NIU	at CC	LIB	at TOL (Nov. 5)	at EMU	at CMU	<b>AKRON</b> 	UB	BYE	BYE
Nov. 9	at MSU	at SMISS	BYE	GASO	at ARMY	BYE	BYE	BYE	BYE	<b>at AKRON (Nov. 12)</b>	at OU (Nov. 6)	MU (Nov. 6)
Nov. 16	BYE	UTEP	at BSU	at TX ST	at NW	UB (Nov. 14)	at KSU (Nov. 14)	at TOL (Nov. 13)	at MU (Nov. 13)	BYE	BGSU (Nov. 13)	WMU (Nov. 12)
Nov. 23	at IOWA	LATECH	BYE	at LA	BYU	BSU	TOL (Nov. 20)	EMU (Nov. 19)	OU (Nov. 19)	at NIU (Nov. 19)	<b>AKRON (Nov. 20)</b>	at BGSU (Nov. 19)
Nov. 30	NW	at N TX	TOL (Nov. 29)	APP ST (Nov. 29)	BYE	at EMU (Nov. 29)	BGSU (Nov. 29)	WMU (Nov. 26)	at UB (Nov. 29)	KSU (Nov. 29)	at BSU (Nov. 29)	<b>at AKRON (Nov. 26)</b>

Follow Akron Football on the official website of Akron Athletics:

# GoZips.com



The official website offers everything for the Zips' fan, media member, and recruit—  
from the latest results, recaps, videos, social media posts, and statistics to previews and press releases.  
Updated daily, [www.GoZips.com](http://www.GoZips.com) also provides ticket information, game day updates, and donation opportunities.  
If it's happening in Akron Athletics, it's happening on . . . GoZips.com!



Akron

FOOTBALL



DE | JOSH WARD



LB | JOHN LAKO



OL | BRANDON COUNCIL

## 2019 SCHEDULE

AUG 31	ILLINOIS
SEP 7	UAB
SEP 14	CENTRAL MICHIGAN
SEP 21	TROY
SEP 28	MASSACHUSETTS
OCT 12	* KENT STATE (HC)
OCT 19	* BUFFALO
OCT 26	* NORTHERN ILLINOIS
NOV 2	* BOWLING GREEN
NOV 12	* EASTERN MICHIGAN
NOV 20	* MIAMI (OH)
NOV 26	* OHIO
DEC 7	MAC CHAMPIONSHIP

HOME AWAY \* MAC (HC) Homecoming Dates subject to change  
Home games played at INFOCUSION STADIUM-SUMMA FIELD



#OURWAY