

# 2017 AKRON ZIPS

# FOOTBALL

## GAME NOTES



GAME 8 | AT TOLEDO



117th Season | 63 All-Americans | 119 All-Conference Honorees | 16 NFL Draft Picks | 90 Zips in the Pros | MAC Champions (2005)

### 2017 AKRON FB SCHEDULE

Date	Opponent	TV.....	Result
9.2	at #6 Penn State	ABC.....	L, 0-52
<b>9.9</b>	<b>ARKANSAS PINE BLUFF</b>	ESPN3.....	W, 52-3
<b>9.16</b>	<b>IOWA STATE</b>	CBS-SN.....	L, 14-41
9.23	at Troy	ESPN3.....	L, 17-22
9.30	*at Bowling Green	ESPN3.....	W, 34-23
<b>10.7</b>	<b>*BALL STATE [Homecoming]</b>	ESPN3.....	W, 31-3
10.14	*at Western Michigan	stream.....	W, 14-13
10.21	*at Toledo	Noon.....	ESPN3
<b>10.28</b>	<b>*BUFFALO</b>	<b>11:30 AM   CBS-SN</b>	
11.7	*at Miami (Ohio)	7:30 PM   ESPN2/U	
<b>11.14</b>	<b>*OHIO</b>	<b>7 PM   ESPN2/U</b>	
<b>11.21</b>	<b>*KENT STATE</b>	<b>7 PM   ESPN/3</b>	
12.2	MAC Championship	TBA   TV TBA	

Home games in **CAPS**

\*Mid-American Conference game .....#TV 12-day selection

### QUICK FACTS

Location: ..... Akron, Ohio 44325  
 Population: ..... 200,000 (5th largest in Ohio)  
 Founded: ..... 1870 as Buchtel College  
 Enrollment: ..... 23,152  
 Nickname: ..... Zips  
 Colors: ..... Blue (282) & Gold (871)  
 Conference: ..... Mid-American (East Division)  
 President: ..... Matthew J. Wilson  
 Director of Athletics: ..... Larry Williams  
 Faculty Athletics Representative: ..... Dr. Deborah Owens  
 Athletics Dept. Phone: ..... (330) 972-7080  
 Ticket Office: ..... 1-888-99-AKRON (-25766)

Season of Football: ..... 117th  
 All-Time Record: ..... 515-535-36  
 All-Time MAC Record: ..... 82-122 (26th yr.)  
 MAC Titles: ..... 1 (2005)  
 MAC East Division Titles: ..... 2 (2000, 2005)  
 NCAA D-I Bowl Games: ..... 2 (2005 Motor City, 2015 Potato)  
 Stadium: ..... InfoCision Stadium - Summa Field  
 Capacity: ..... 30,000 [official sellout is 27,881]  
 Playing Surface: ..... ProGrass  
 Record at InfoCision Stadium: 20-31 (9th season)  
 Press Box Phone: ..... (330) 972-2913

### ATHLETICS COMMUNICATIONS

**Cathy Bongiovi** (Football Contact)

Assistant Athletics Director for Communications

Office Phone: ..... (330) 972-6108

Cell Phone: ..... (267) 326-5400

Email: ..... cathyb@uakron.edu

**Brian Dennison** (Secondary Football Contact)

Assistant Director for Communications

(330) 972-6292 | bld2@uakron.edu

## Akron (4-3, 3-0 MAC) at Toledo (5-1, 2-0 MAC)

Saturday, Oct. 21

Glass Bowl [26,038] | Toledo, OH

Noon ET | ESPN3



#### Television:

**ESPN3**

Al Pawlowski (pbp), Jordan Strack (analyst)

#### Radio:

**Akron-IMG Sports Network**

Steve French (pbp), Brad Detwiler (analyst), Joe Dunn (sideline)

WARF 1350 AM (flagship), WHK 1420 AM, WHKZ 1440 AM;

iHeart Radio, TuneIn.com/Akron Zips

#### HEAD COACHES

**Jason Candle** (Mount Union '03)

Overall Record: 15-5 (second season)

Record at Toledo: Same

**Terry Bowden** (West Virginia '78)

Overall Record: 168-102-2 (24th season)

Record at Akron: 28-40 (6th season)

#### ALL-TIME SERIES

Toledo leads, 10-9

Last Meeting: Toledo 48, Akron 17

Bowden vs. Toledo: 1-2

Nov. 2, 2016, InfoCision Stadium

#### AKRON FOOTBALL HAS:

- Been selected to finish fourth in the MAC East in 2017 by the media and the coaches
- Won at least five games for four consecutive seasons [2013 | 2014 | 2015 | 2016]
- Claimed two consecutive victories in Wagon Wheel games [and three in the last four years]
- Won three consecutive MAC games to open the season for the first time in program history

#### A WIN WOULD GIVE AKRON:

- Its first win over Toledo since 2013
- Its fourth (consecutive) MAC win of the 2017 season
- Its fifth victory of the 2017 season
- Its third consecutive (MAC) road victory of the season

#### THIS WEEK

Akron continues its two-game Mid-American Conference road swing. The Zips travel to Toledo for a Noon contest on Saturday, Oct. 21, at the Glass Bowl.

2017 FOOTBALL GAME NOTES

ZIPS



AKRON MEDIA OPPORTUNITIES

Oct. 16-22

MONDAY

Coach & Player Interviews after practice 11:15 a.m.
MAC Teleconference Terry Bowden 10:58 a.m.

TUESDAY

Coach & Player Interviews after practice 11:15 a.m.
Bowden Weekly Media Conference 1 p.m.

WEDNESDAY

Coach & Player Interviews after practice 11:15 a.m.

THURSDAY

Coach Interviews after practice 11:15 a.m.
Bowden Weekly Radio Show 7 p.m.

FRIDAY

No media opportunities

SATURDAY

GAME DAY Akron at Toledo, Noon ET
Postgame media interviews

SUNDAY

Off

INTERVIEW REQUESTS

All interview requests for Akron players and coaches should be directed to Cathy Bongiovi (cathyb@uakron.edu) in Athletics Communications. Players are available on Monday-Tuesday-Wednesday and postgame only.

Media planning to attend post-practice interviews should notify Athletics Communications by 5 p.m. the day before.

WEEKLY MEDIA CONFERENCE

Terry Bowden's weekly media conference is held each week in the Team Room of Stile Field House (second floor).

2017 MEDIA GUIDE

Copies of Akron's 2016 football media guide are now available. It is also available in PDF on our website at www.GoZips.com.

CREDENTIALS

All requests for home games must be made through Athletics Communications.

GoZips.com

Twitter ..@AkronZips | @ZipsFB | #GoZips | #ZipsGameday
Facebook .....Facebook.com/AkronZips
.....Facebook.com/ZipsFB
YouTube.....YouTube.com/ZipsAthletics

NCAA STATISTICAL COMPARISON

TOLEDO [5-1]

AKRON [4-3]

Table comparing Toledo and Akron statistics across various categories like Rank (average), MAC, Category, and MAC. Includes metrics like Total Offense, Rushing Offense, Passing Offense, etc.

ESPN3 will televise the game with Al Pawlowski (play-by-play) and Jordan Strack (analyst) calling the game.

The Zips' radio broadcast will air on the Akron-IMG Sports Network [SportsRadio 1350 AM (WARF) in Akron (flagship), 1420 WHK in Cleveland, 1440 WHKZ in Warren/Youngstown] with Steve French calling the action, Brad Detwiler providing analysis, and Joe Dunn with sideline report. The pre-game show starts one hour prior to kickoff. A free audio stream is available at SportsRadio1350.com, iHeart Radio, and Tuneln.com/Akron Zips.

Under the guidance of sixth-year head coach Terry Bowden, Akron stands 4-3 overall and 3-0 in MAC play after a 14-13 win at defending MAC champion Western Michigan. UA returns 57 lettermen, including 15 starters. The Zips utilize a spread offense and a 4-3 defense.

Junior RB Van Edwards (Cape Coral, Fla.) is the team's leading active rusher with 190 yards and two touchdowns on 54 carries. Under center, senior QB Thomas Woodson (Monroeville, Pa.) is 115-of-202 for 1,251 yards and nine touchdowns. Redshirt senior WR Tra'Von Chapman (Cincinnati, Ohio) is the top receiver with 26 receptions for 208 yards. Defensively, junior LB Ulysees Gilbert III (Ocala, Fla.) leads the defense with 68 tackles, four sacks, three hurries, two break-ups, and an interception.

The Zips lead the MAC in red zone defense (68.0). In the NCAA stats, Akron is No. 4 in defensive touchdowns (3), No. 11 in red zone defense (0.680), and No. 36 in third down conversions (0.440). Individually, junior LB Ulysees Gilbert III is ranked No. 14 in total tackles (9.7).

The Rockets, under the guidance of second-year head coach Jason Candle, stand 5-1 overall and 2-0 in MAC play after a 30-10 win at Central Michigan. Toledo returns 44 letterwinners, including 15 starters, to its spread offensive and multiple defensive schemes.

Senior RB Terry Swanson is Toledo's top rusher with 500 yards and seven touchdowns on 100 carries. Senior QB Logan Woodside is 121-of-191 for 1,724 yards and 11 touchdowns. Sophomore WR Diontae Johnson is the leading receiver with 492 yards and five touchdowns on 30 receptions. Defensively, sophomore S Jordan Williams has 31 tackles, a break-up, and an interception.

In the NCAA stats, Toledo is ranked No. 7 in time of possession (34:11), No. 16 in total offense (484.2), No. 22 in passing efficiency (152.70), and No. 28 in passing (287.7). Junior PK Jameson Vest is No.



2017 OPPONENTS



**PENN STATE** Nittany Lions  
6-0 overall | 3-0 Big Ten  
Last: W, 31-7 at Northwestern  
Next: vs. Michigan



**ARK PINE BLUFF** Golden Lions  
2-4 overall | 1-2 SWAC  
Last: vs. Central State  
Next: at Southern (Oct. 28)



**IOWA STATE** Cyclones  
4-2 overall | 2-1 Big 12  
Last: W, 45-0 vs. Kansas  
Next: at Texas Tech



**TROY** Trojans  
4-2 overall | 1-1 Sun Belt  
Last: L, 8-19 vs. South Alabama  
Next: at Georgia State



**BOWLING GREEN** Falcons  
1-6 overall | 1-2 MAC  
Last: L, 48-30 vs. Ohio  
Next: vs. Northern Illinois



**BALL STATE** Cardinals  
2-4 overall | 0-2 MAC  
Last: L, 3-31 at AKRON  
Next: vs. Central Mich.



**WESTERN MICHIGAN** Broncos  
4-3 overall | 2-1 MAC  
Last: L, 13-14 vs. AKRON  
Next: at Eastern Michigan



**TOLEDO** Rockets  
5-1 overall | 2-0 MAC  
Last: W, 30-10 at Central Mich.  
Next: vs. AKRON



**BUFFALO** Bulls  
3-4 overall | 1-2 MAC  
Last: L, 13-14 vs. Northern Illinois  
Next: at Miami (Ohio)



**MIAMI** RedHawks  
2-5 overall | 1-2 MAC  
Last: L, 14-17 at Kent State  
Next: vs. Buffalo



**OHIO** Bobcats  
5-2 overall | 2-1 MAC  
Last: W, 48-30 at Bowling Green  
Next: vs. Kent State



**Kent State** Golden Flashes  
2-5 overall | 1-2 MAC  
Last: W, 17-14 vs. Miami (Ohio)  
Next: at Ohio

Last Meeting:

Toledo 48, Akron 17  
InfoCision Stadium- Summa Field [Nov. 2, 2016]

Toledo	3	17	14	14	-	48
Akron	10	0	7	0	-	17

Scoring Summary

**1st**  
 UA LANE 91 yd. pass from WOODSON (O'LEARY kick), 12:28  
 UT VEST 21 yd. field goal, 8:47  
 UA O'LEARY 21 yd. field goal, 4:13

**2nd**  
 UT SWANSON 9 yd. run (VEST kick), 14:55  
 UT VEST 23 yd. field goal, 3:58  
 UT ROBERTS 18 yd. pass from WOODSIDE (Vest kick), 0:00

**3rd**  
 UT HUNT 2 yd. run (VEST kick), 9:56  
 UA NATSON 27 yd. pass from WOODSON (O'LEARY kick), 6:48  
 UT SWANSON 10 yd. pass from WOODSIDE (VEST kick), 1:24

**4th**  
 UT YOUSEY 44 yd. pass from WOODSIDE (VEST kick), 11:53  
 UT THOMPkins 10 yd. run (VEST kick), 4:47

Attendance: 6,559

Team Stats

	UT	UA
First Downs	33	21
Rushing-Net Yards	48-290	25-96
Passing Yards	332	348
Comp-Att-Int	27-38-0	18-36-2
Total Offense	86-622	61-444
Punts-Avg.	2-43.5	5-35.0
Fumbles-Lost	0-0	0-0
Penalties-Yards	8-63	5-63
Possession Time	35:47	24:13

Rushing:

UT - Hunt 17-136, Swanson 10-67, Thompkins 6-39, Jones-Moore 7-29, Woodside 4-6, Julian 1-5, Smith 2-5, Jones 1-3. Akron - Jones 11-72, Edwards 8-23, Chapman 1-3, Woodson 5(-2).

Passing:

UT - Woodside 26-37-0-327-3, Julian 1-1-0-5-0. Akron - Woodson 17-33-1-316-2, Chapman 1-3-1-32-0.

Receiving:

UT - Thompsn 5-70, Roberts 4-54, Johnson 4-37, Jones 4-30, Thompkins 2-33, Hunt 2-21, Jones-Moore 2-14, Swanson 2-14, Yousey 1-44, McKinley-Lewis 1-15. Akron - Lane 6-177, Natson 3-44, Wolf 3-34, Coney 2-29, Gladney 2-19, Smith 1-32, Edwards 1-13.

2 in field goals per game (2.33), No. 10 in scoring (10.3), and No. 17 in field goal percentage (0.875). Senior QB **Logan Woodside** is No. 13 in passing yards per completion (14.25), No. 15 in passing efficiency (157.1), and No. 19 in passing yards (1,724).

AKRON-TOLEDO CONNECTIONS

Akron has no players from the Toledo area.

Toledo has five players from the Akron vicinity on its roster, including sophomore QB **Mitchell Guadagni** (Hudson, Ohio | Hudson HS), sophomore OL **Bryce Harris** [Akron, Ohio | Firestone HS], junior DB **Quincy Iverson** [Copley, Ohio | Copley HS], freshman DB **DeAmonte King** [Akron, Ohio | St. Vincent-St. Mary HS], and junior DB **Marcus Whitfield** [Massillon, Ohio | Washington HS].

Zips' senior WR **Kevin Gladney**, junior DL **Brennan Williams**, and freshman OL **Rueben Durkee** were teammates at Akron's Firestone High School with Toledo's sophomore OL **Bryce Harris**.

UA junior DL **Brian Reinke** and Rockets' junior DB **Quincy Iverson** played together for coach Ron Viscounte at Copley HS.

Joining UT's freshman DB **DeAmonte King** as a St-Vincent-St. Mary High School alum as eight Zips-sophomore LB **Youssef Barakat**, senior WR **Fransohn Bickley**, junior DB **Nathan Bischof**, junior LB **Travonte Junius**, sophomore S **Vince Lockett**, freshman DE **Justin Sampson**, junior TE **Newman Williams**, and freshman WR **Malik Wooldridge**.

Toledo head coach **Jason Candle** served as the offensive coordinator at his alma mater- Mount Union- during the 2008 national championship season when Akron offensive line coach (C) **Brett Ekkens** and strength coach (WR) **Matt Gildersleeve** were freshmen on that team.



MAC STANDINGS



[Oct. 15, 2017]

East Division	MAC	Pct.	Overall	Pct.
1. <b>AKRON</b>	<b>3-0</b>	<b>1.000</b>	<b>4-3</b>	<b>.571</b>
2. Ohio	2-1	.667	5-2	.714
3. Buffalo	1-2	.333	3-4	.429
Miami (Ohio)	1-2	.333	2-5	.286
Kent State	1-2	.333	2-5	.286
Bowling Green	1-2	.333	1-6	.143

West Division	MAC	Pct.	Overall	Pct.
1. Toledo	2-0	1.000	5-1	.833
Northern Illinois	2-0	1.000	4-2	.667
3. Western Michigan	2-1	.667	4-3	.571
4. Central Michigan	1-2	.333	3-4	.429
5. Ball State	0-2	.000	2-4	.333
Eastern Michigan	0-2	.000	2-4	.333

2017 MAC SCHEDULE

Saturday, Oct. 21

*Akron at Toledo	Noon	ESPN3
*Kent State at Ohio	2 p.m.	ESPN3
*NIU at Bowling Green	2 p.m.	ESPN3
*Western Mich. at Eastern Mich.	2 p.m.	ESPN3
*Buffalo at Miami	2:30 p.m.	ESPN3
*Central Michigan at Ball State	3 p.m.	ESPN3

Thursday, Oct. 26

*Eastern Michigan at NIU	7 p.m.	CBS-SN
*Toledo at Ball State	7 p.m.	ESPN3

Saturday, Oct. 28

*Buffalo at Akron	11:30 a.m.	CBS SN
-------------------	------------	--------

Tuesday, Oct. 31

*Bowling Green at Kent State	8 p.m.	ESPN2/U
*Miami at Ohio	8 p.m.	ESPN2/U

Wednesday, Nov. 1

*Central Mich. at Western Mich.	8 p.m.	ESPN2
---------------------------------	--------	-------

Thursday, Nov. 2

*Ball State at Eastern Michigan	6 p.m.	ESPNU/CBS
*NIU at Toledo	6 p.m.	ESPNU/CBS

AKRON-TOLEDO: THE SERIES

Saturday's game is the 20th meeting between Akron and Toledo in series history, which began in 1923. Toledo leads, 10-9. In MAC games only (since 1992), Toledo leads, 8-3. In games at UA, the Zips lead, 7-5.

In the teams' last meeting on Nov. 2, 2016, Akron established an early lead, but couldn't stop a second-half scoring outburst by Toledo, falling 48-17 on a Wednesday evening at InfoCision Stadium-Summa Field.

Toledo used a balanced offensive attack, out-gaining the Zips 622-444 with 332 yards in the air and 290 yards on the ground.

Akron recorded 348 passing yards as senior QB **Thomas Woodson** accounted for 316 passing yards, completing 17-of-33 passes with two touchdowns. Junior QB **Tra'Von Chapman** added 32 yards on 1-of-3 throwing.

Junior WR **Jerome Lane** led all receivers with 177 yards and a touchdown on six targets that included a 91-yard reception, the second longest all-time. Senior WR **JoJo Natson** added a touchdown on three receptions and 44 yards. Senior RB **Denzel Jones, Jr.**, was Akron's leading rusher with a career-high 72 yards on 11 carries. Defensively, freshman CB **Alvin Davis** led Akron with 11 tackles.

On Nov. 29, 2013, the Akron defense made several big plays in the fourth quarter as the Zips won their third straight game, defeating the Toledo Rockets, 31-29, on a Friday at InfoCision Stadium - Summa Field, to finish the season with a Mid-American Conference record of .500 or better for the first time since 2005.

Akron (5-7, 4-4 MAC) also closed out the year by winning four of its last five games and posted a 3-3 mark at home.

The defense came through with 59 seconds left in the game as Bryce Cheek broke up a two-point conversion attempt after Toledo (7-5, 5-3 MAC) scored on a 3-yard TD run by Mark Remy to pull to within 31-29. The Rockets were forced to go for two after Cody Grice blocked the point-after attempt on their previous scoring drive.

It was the last in a series of big plays for the UA defense, as Johnny Robinson intercepted a Terrance Owens pass in the end zone to thwart a potential game-tying drive early in the fourth quarter and keep the Zips ahead 24-17.

SERIES INFORMATION

Akron all-time vs. Toledo:	9-10
Akron in games at Akron:	7-5
Akron in games at Toledo:	2-5
Akron in games at a neutral site:	0-0
First meeting in series:	1923, at Akron, W, 10-3
Last meeting in series:	2016, at InfoCision Stadium, L, 48-17

BEST MAC START

Opening the 2017 season with three consecutive wins in Mid-American Conference play is a first for Akron. While the Zips have opened MAC play with two wins seven times [92, 93, 01, 07, 08, 14, 16] since joining the league in 1992, winning three consecutive MAC games to open this season is a first in program history. Akron longest MAC winning streak is six games [last four games from 2015 and first two in 2016].

All-Time Series vs. Toledo

1923	H	10	3	W
1924	H	14	7	W
1929	A	26	0	W
1930	H	41	0	W
1937	A	21	7	W
1938	H	13	7	W
1946	H	13	33	L
1947	A	7	38	L
1992	H	23	20	W
1994	H	25	48	L
1995	A	7	41	L
1996	H	10	27	L
1997	A	10	42	L
1998	H	17	24	L
2006	A	20	35	L
2008	H	47	30	W
2012	A	23	35	L
2013	H	31	29	W
2016	H	17	48	L



### NATIONAL POLLS

[Oct. 16]

Assoc. Press Writers' Poll	Rank	Amway Coaches' Poll
Alabama (61)	1	Alabama (63)
<b>Penn State</b>	2	<b>Penn State</b>
Georgia	3	Georgia
TCU	4	TCU
Wisconsin	5	Wisconsin
Ohio State	6	Ohio State
Clemson	7	Miami
Miami	8	Clemson
Oklahoma	9	Oklahoma
Oklahoma State	10	USC
USC	11	Oklahoma State
Washington	12	Washington
Notre Dame	13	South Florida
Virginia Tech	14	Virginia Tech
Washington State	15	Michigan
NC State	16	Notre Dame
South Florida	17	NC State
Michigan State	18	Washington State
Michigan	19	Michigan State
UCF	20	UCF
Auburn	21	Auburn
Stanford	22	Stanford
West Virginia	23	West Virginia
LSU	24	Texas A&M
Memphis	25	LSU

#### Associated Press Writers' Poll

Also Receiving Votes: San Diego State 56, Texas A&M 46, **Iowa State** 16, Virginia 10, Kentucky 8, Utah 4, Mississippi State 3, Iowa 2, Navy 2, South Carolina 2, Texas Tech 2, Marshall 1, Florida State 1, Georgia Tech 1.

#### Amway Coaches' Poll:

ARV: Kentucky 64, Memphis 50, Virginia 42, San Diego State 39, South Carolina 19, Utah 14, Navy 9, Mississippi State 6, Boise State 4, Colorado State 4, Marshall 3, Florida 2, Georgia Tech 2, **Iowa State** 2.

2017 Akron opponents in **Bold**

### HEAD COACH TERRY BOWDEN

Entering his sixth season at Akron, head coach **Terry Bowden** is the dean of the Mid-American Conference coaches with the most career wins (168).

#### AMONG MID-AMERICAN CONFERENCE COACHES

- TERRY BOWDEN, AKRON** ..... 168
- Frank Solich, Ohio ..... 151
- Chris Creighton, EMU ..... 151
- Lance Leipold, Buffalo ..... 119
- Chuck Martin, Miami ..... 87
- Rod Carey, NIU ..... 40
- John Bonamego, CMU ..... 16
- Paul Haynes, Kent State ..... 14
- Jason Candle, Toledo ..... 14
- Mike Neu, Ball State ..... 6
- Mike Jinks, BGSU ..... 5
- Tim Lester, WMU ..... 4

#### AMONG ACTIVE DIVISION I COACHES

(Minimum five years as FBS head coach; record at four-year colleges only)

- Brian Kelly, Notre Dame ..... 236
- Nick Saban, Alabama ..... 212
- Bill Snyder, Kansas State ..... 205
- Paul Johnson, Georgia Tech ..... 180
- Urban Meyer, Ohio State ..... 171
- TERRY BOWDEN, AKRON** ..... **168**
- Rich Rodriguez, Arizona ..... 160
- Mark Richt, Miami [Fla.] ..... 159
- Gary Patterson, TCU ..... 156
- Kirk Ferentz, Iowa ..... 151

### OPENING DRIVE SUCCESS

In the first seven games, Akron has scored on its opening drive five times. Conversely, Akron's defense has kept its opponents from scoring at all, forcing four turnovers. [see chart on p. 6]

### LAST GAME

Rain and flooding postponed the game, but didn't deter the teams, as Akron and Western Michigan took the football field for Mid-American Conference action on Sunday at Waldo Stadium. On a chilly and rainy afternoon, Akron upset the defending MAC champions 14-13.

Senior RB **Manny Morgan** led the Zips' rushing efforts with 12 carries for 53 yards. Senior QB **Thomas Woodson** went 13-of-24 for 127 yards and a touchdown. Senior captain WR **A.J. Coney** (Orlando, Fla.) led the receivers with three receptions for 38 yards.

Defensively, sophomore CB **Alvin Davis II** (Fort Lauderdale, Fla.) led the Zips with 12 tackles, while junior LB **Ulysees Gilbert III** had 10 tackles and a sack that sealed the win with 12 seconds remaining.

### POSTGAME NOTES

- The game was re-scheduled due to weather (torrential rains, lightning, and flooding). The last Zips' game that was postponed was against Eastern Michigan in 2001. The game slated for the week of Sept. 11 was moved to the end of the season (Nov. 24) following the terrorist attacks. UA beat EMU, 65-62 in triple overtime.
- WMU operations removed 1.4 million gallons of water from the stadium in order to get the field ready.
- Including just under five hours to and from Kalamazoo, as well as back and forth to Lansing, the Zips traveled 740 miles over the weekend on the bus.
- The Zips opened MAC play with three consecutive wins for the first time in school history.
- Junior CB **Kyron Brown's** (Boynton Beach, Fla.) interception on the opening drive was the fifth of his collegiate career and his second this season.
- In his first career start, freshman TE **Kobie Booker** (Barberton, Ohio) had a 13-yard touchdown reception for his first collegiate touchdown.
- Senior RB **Manny Morgan** one-yard rushing touchdown on a direct snap in the second quarter was his second career touchdown and his first score this fall.
- Junior DL **Brian Reinke** (Akron, Ohio) had a four-yard sack in the second quarter, the first sack of his career.

### UP NEXT

Akron returns home for its final Saturday game. The Zips host Buffalo on Saturday, Oct. 28, at 11:30 a.m. at InfoCision Stadium- Summa Field on the CBS Sports Network.



## 2017 HONORS

### RB Warren Ball

Preseason fourth-team All-MAC by *Athlon Sports*  
Ranked #22 nationally on SI's Freaks List

### CB Kyron Brown

MAC Defensive Player of the Week, 10/2/17

### WR A.J. Coney

Wuerffel Trophy Watch List

### DL Darius Copeland

Preseason fourth-team All-MAC by *Athlon Sports*

### RB Van Edwards

Preseason third-team All-MAC (KR) by *Athlon Sports*  
Preseason third-team All-MAC (KR)  
by *College Sports Madness*

### H/P Kyle Foster

Preseason Mortell Holder of the Year candidate

### P/PK Nick Gasser

MAC Special Teams Player of the Week, 10/9/17

### OL LaVonne Gauthney

Rimington Trophy Watch List

### LB Ulysees Gilbert III

Bronko Nagurski Trophy Watch List  
MAC Defensive Player of the Week, 9/11/17  
Summa Health Student-Athlete of the Week,  
9/11/17, 10/16/17  
Preseason MAC Defensive Player of the Year  
by *College Sports Madness*  
Preseason first-team All-MAC by *Athlon Sports*  
Preseason first-team All-MAC  
by *College Sports Madness*

### S Zach Guiser

Wuerffel Trophy Watch List  
Campbell Trophy Semifinalist  
NFF National Scholar-Athlete Candidate  
Preseason fourth-team All-MAC by *Athlon Sports*  
Preseason third-team All-MAC  
by *College Sports Madness*

### LB Andrew Hauser

MAC Defensive Player of the Week, 10/8/17  
by *College Sports Madness*

## OFFENSE

### THREE-YEAR STARTER LEADS AT QUARTERBACK

Senior QB **Thomas Woodson** returns to lead the Zips for the fourth consecutive season following off-season shoulder surgery. In just eight starts last fall, he was the Zips' top quarterback, going 146-of-242 for 2,079 yards and 18 touchdowns, surpassing his mark for passing TDs (16) from 2015.

In the season opener at No. 6 Penn State, Woodson went 12-of-23 for 71 yards. With his 71 yards, Woodson moved up to No. 4 on the UA's career chart in passing yards, surpassing Kyle Pohl (5,128 yards). He is also No. 3 in career passing TDs (39). In the 52-3 win over Arkansas Pin Bluff, Woodson went 15-of-20 for 166 yards and a touchdown. He also rushed for 16 yards. Against Iowa State, he went 25-of-40 for 240 yards and two touchdowns. With his two passing TDs, Woodson moved into second place on Akron's career list for passing touchdowns with 42, surpassing Luke Getsey (2005-06) who had 41. At Troy, Woodson went 20-of-40 for 268 yards and a touchdown. In the MAC win at Bowling Green, Woodson rushed for an 11-yard touchdown in the third quarter to give UA a 27-23 lead. The rushing TD was the fourth of Woodson's career and his first since 2015. Woodson went 13-of-24 for 168 yards and two touchdowns. In the win over Ball State, he threw for 211 yards and two touchdowns on 17-of-30. In the win at Western Michigan, Woodson went 13-of-24 for 127 yards and a touchdown.

After seven games, Woodson is 115-of-202 for 1,251 yards and nine touchdowns. He has thrown at least one touchdown in each of the last six games. On the career charts, Woodson stands No. 3 in passing yards (6,338 yards) and No. 2 in passing TDs (48).

With **Tra'Von Chapman** moving to wide receiver, Woodson has three new back-ups. All three saw action in the season opener.

Three-star recruit **Kato Nelson** (Hollywood, Fla.) redshirted last year while learning under Woodson. At No. 6 Penn State, Nelson saw action in the second half. He went 1-of-2 for 11 yards while leading all Zips in rushing with 39 yards on nine carries. In the 52-3 win over Arkansas Pine Bluff, Nelson was 1-of-3 for six yards. Against Iowa State, he went 2-for-4 for 53 yards while rushing for eight yards. In the MAC win at Bowling Green, Nelson went 1-for-1 for 15 yards and rushed for 27 yards. In the win over Ball State, he was 1-for-1 for 38 yards while rushing for 11 yards.

In five games, Nelson is 6-of-11 for 123 yards.

## OPENING DRIVE SUCCESS

### GAMES

at Penn State

UAPB

IOWA STATE

at Troy

at Bowling Green

BALL STATE

at Western Michigan

(1) had ball first

### AKRON

(1) Punt

TD - Warren Ball 12-yd. rush

Punt

FG- Tom O'Leary 28-yd. FG

TD- A.J. Coney 4-yd pass

(1) TD - Austin Wolf 24-yd. pass

TD - Kobie Booker 13-yd. pass

### OPPONENT

INT by Zach Guiser in endzone  
2nd-and-12 on 13  
(1) 3-and-out

(1) 3-and-out

(1) FF by John Lako |  
FR by Denzel Butler

(1) Fumble | FR by Alvin Davis

Punt

(1) INT by Kyron Brown |  
70-yd. return



## 2017 HONORS

### OL **Kyle Ritz**

Preseason third-team All-MAC by *Athlon Sports*

### PK **Tom O'Leary**

Preseason third-team All-MAC by *Athlon Sports*

Preseason third-team All-MAC  
by *College Sports Madness*

### WR **Austin Wolf**

Preseason fourth-team All-MAC by *Athlon Sports*

### QB **Thomas Woodson**

Preseason fourth-team All-MAC by *Athlon Sports*

Redshirt junior **Robbie Kelley** (Springfield, Ill.) competes as a graduate student after earning his degree in three years at Quincy (Ill.) University. The three-time Academic All-Great Lakes Valley Conference honoree earned second-team All-Conference honors last fall after going 185-of-319 for 2,701 yards and 23 touchdowns in his first season as a starter. At No. 6 Penn State, Kelley went 0-of-2 in his only series of action. In the 52-3 win over Arkansas Pine Bluff, he was 1-of-2 for 25 yards. Kelley saw action in the fourth quarter against Ball State, but threw no passes.

Redshirt sophomore **Nick Johns** (Leesburg, Va.), a three-star JUCO recruit, spent the 2016 season at Northwestern Oklahoma A&M Junior College. He went 178-of-306 for 2,243 yards and 16 touchdowns in 10 games. At No. 6 Penn State, Johns played one series, going 1-of-2 for four yards. Since the Iowa State game, he has seen action on the kickoff return unit.

### BALL SUFFERS SEASON-ENDING INJURY

Hopes were high as running back **Warren Ball** (Columbus, Ohio) returned to the Zips' line-up this fall as redshirt senior, earning a sixth year from the NCAA. The transfer from Ohio State had played behind NFL Draft picks **Ezekiel Elliott** (Dallas) and **Carlos Hyde** (San Francisco). The captain suffered a broken ankle at Bowling Green and will miss the rest of the season.

In five games, Ball rushed for 332 yards and four touchdowns on 75 carries. He is the Zips' scoring leader with 30 points.

### FAMILIAR BACKFIELD

Junior **Van Edwards** (Cape Coral, Fla.) moved into a starting role in 2016 after Ball went down. He was the Zips' top rusher with 492 yards and three touchdowns on 100 carries in 2016. At No. 6 Penn State, he had five carries. In the win over Arkansas Pine Bluff, Edwards rushed nine times for 47 yards and a touchdown. In two games, Edwards is second in rushing with 45 yards and a touchdown on 14 carries. Against Iowa State, he had four carries for 16 yards. In the MAC win at Bowling Green, Edwards led the rushers with 14 carries for 70 yards and a touchdown. In the win over Ball State, he had 19 yards on seven carries. In the win at Western Michigan, Edwards rushed 13 times for 38 yards.

After seven games, Edwards is the top active rusher with 190 yards and two touchdowns on 54 carries.

Senior **Manny Morgan** (Naples, Fla.), who finished second in rushing in 2016, with 417 yards on 81 carries in 2016, had three carries for 13 yards at No. 6 Penn State. In the win over Arkansas Pine Bluff, Morgan had four carries for 10 yards. In two games, Morgan has seven carries for 23 yards. In the MAC win at Bowling Green, he had 11 carries for 50 yards. In the win over Ball State, Morgan rushed for 43 yards on eight carries. In the win at Western Michigan, he led the rushers with 53 yards and a touchdown on 12 carries. His one-yard rushing touchdown on a direct snap in the second quarter was his second career touchdown and his first score this fall.

After seven games, Morgan has 169 yards and a touchdown on 38 carries.

In just his second game, the win over Arkansas Pine Bluff, redshirt sophomore RB **Deltron Sands** (Fort Lauderdale, Fla.) saw significant action. He finished third in rushing with seven carries for 38 yards and his first collegiate touchdown. In the win over Ball State, Sands put UA ahead 14-3 in the second quarter with his 32-yard touchdown run. The TD is his second on the season. He led the UA rushers with six carries for a career-high 52 yards.

In seven games, Sands has 93 yards and two touchdowns on 15 carries.

### NEW RECEIVING CORPS

With the graduation of senior All-MAC honoree **JoJo Natson** and junior All-MAC **Jerome Lane's** early departure to the NFL, the Zips' receiving corps have re-loaded.

Senior **Austin Wolf** (Lebanon, Ohio) returns as the most experienced receiver. He finished 2016 third in receiving, behind Lane and Natson, with 36 receptions for 550 yards and five touchdowns. Wolf



### CURRENT STREAKS

Games Started	14	15	16	17	Total
QB Thomas Woodson, Sr.	2	10	8	7	27
OL Kyle Ritz, Jr.		5	12	6	24
S Zach Guiser, Sr.	-	13	8	3	24
OL Stephen Ericksen, Sr.		1	12	7	20
OL LaVonne Gauthney, Sr.	-	2	11	4	19
LB Ulysees Gilbert, Jr.		-	12	7	19
OL Jovann Letuli, Sr.		-	11	7	18
WR Austin Wolf, Sr.		-	12	4	16
DL Brock Boxen, Jr.		2	6	7	15
DT Darius Copeland, Sr.		-	12	3	15
LB Brian Bell, Jr.		-	10	4	14
CB Alvin Davis, So.			7	6	13
WR A.J. Coney, Sr.	3	3	7		13
LB Andrew Hauser, Sr.			6	7	13
TE Newman Williams, Jr.	2	5	4		11
WR Tra'Von Chapman, Sr.	3	3	4		10
RB Van Edwards, Jr.			7	2	9

Consecutive Games Started	15	16	17	Total	
S Zach Guiser, Sr.	13	8	3	24	
OL Stephen Ericksen, Sr.	-	12	7	19	
LB Ulysees Gilbert, Jr.		-	12	7	19
OL Kyle Ritz, Jr.		-	12	7	19
OL Jovann Letuli, Sr.		-	11	7	18

#### 100-Yard Rushing Games

<b>Warren Ball (2016-17)</b>		<b>3</b>
vs. VMI, 9/3/16	110	
vs. Arkansas Pine Bluff, 9/9/17	146	
at Troy, 9/23/17	112	
<b>Van Edwards (2015-present)</b>		<b>1</b>
at Ball State, 10/22/16	112	
<b>Manny Morgan (2015-present)</b>		<b>1</b>
at Marshall, 9/17/16	130	

#### 100-Yard Receiving Games

<b>Kwadarrius Smith (2016-present)</b>		<b>1</b>
at Troy, 9/23/17	103	

#### 100-Yard Kickoff Return Games

<b>Van Edwards (2016)</b>		<b>1</b>
at Kent State, 10/2/16	156	

### CAREER RECORD WATCH

#### Passing Yards

1. Charlie Frye (2001-04)	11,049
2. James Washington (1997-00)	6,699
3. <b>Thomas Woodson (2014-present)</b>	<b>6,338</b>
4. Luke Getsy (2005-06)	6,117
5. Kyle Pohl (2012-15)	5,128

#### Touchdown Passes

1. Charlie Frye (2001-04)	64
2. <b>Thomas Woodson (2014-present)</b>	<b>48</b>
3. Luke Getsy (2005-06)	41

missed the first two games with a minor injury. He saw limited action against Iowa State. At Troy, Wolf returned to the starting line-up for the first time this fall. He led the receivers with six receptions for a 71 yards. In the MAC win at Bowling Green, Wolf scored his first touchdown of the season on a 43-yard pass from Thomas Woodson. It marked Wolf's first touchdown this season and the ninth of his career. Wolf finished the game with three receptions for 68 yards. In the win over Ball State, he put UA on the scoreboard in the first quarter with a 24-yard touchdown reception. It marked the 10th TD of his career and his second this fall. Wolf finished with four receptions for 57 yards.

In five games, Wolf has 196 yards and two touchdowns on 13 receptions.

Redshirt senior **Tra'Von Chapman** (Cincinnati, Ohio) moved from throwing the ball to catching the ball during spring drills. In nine games (with three starts) at quarterback in 2016, Chapman was 54-of-117 for 700 yards and five touchdowns while rushing 48 times for 195 yards and four touchdowns.

In his new role, Chapman led all receivers with three catches for 10 yards at No. 6 Penn State. In the win over Arkansas Pine Bluff, he led the receivers with five receptions for 55 yards. Against Iowa State, Chapman led the receivers with a career-high eight receptions for 53 yards. At Troy, he had four receptions for 30 yards. In the MAC win at Bowling Green, Chapman had two receptions for 23 yards. In the win over Ball State, he had 23 yards on three receptions. In the win at Western Michigan, Chapman had a 14-yard reception.

After seven games, Chapman is the Zips' top receiver with 26 receptions for 208 yards.

Looking to step up and make big plays is redshirt senior **A.J. Coney** (Orlando, Fla.) who had 15 receptions for 173 yards and a touchdown. At No. 6 Penn State, Coney made two receptions for 25 yards. In the win over Arkansas Pine Bluff, he scored his first TD of the season and second of his career with a 15-yard pass. Against Iowa State, Coney tied his career-high four receptions for a career-high 52 yards. At Troy, he had three receptions for 35 yards. In the MAC win at Bowling Green, Coney caught a four-yard touchdown pass in the first quarter to put UA on the scoreboard. It was the third touchdown of his career and second this season. Coney led the UA receivers with career-high five receptions for 42 yards and a touchdown. In the win over Ball State, Coney led the receivers with a career-high six receptions for a career-high 90 yards. In the win at Western Michigan, he led the UA receivers with three catches for 38 yards.

After seven games, Coney is second in receiving with 25 receptions for 321 yards and two touchdowns.

Redshirt junior **Kwadarrius Smith** (Orlando, Fla.) had two receptions for 23 yards at No. 6 Penn State. In the win over Arkansas Pine Bluff, Smith had four receptions for 38 yards. Against Iowa State, Smith put UA on the scoreboard with a 45-yard TD reception in the second quarter. The touchdown was Smith's first this season and the second of his career. It was also his longest career reception. He finished the game with three receptions for a career-high 76 yards and a touchdown. At Troy, Smith had a 29-yard touchdown reception in the third quarter. It marked his third collegiate touchdown. He finished the game had a career-high four receptions for a career-high 103 yards. It marked the first 100-yard receiving performance of his career. Smith had a 15-yard reception in the MAC win at Bowling Green. In the win over Ball State, Smith had three receptions for 74 yards and a 21-yard touchdown. In the win at Western Michigan, he had two receptions for 10 yards.

After seven games, Smith is third in receiving with 19 receptions for a team-high 339 yards and a team-best three touchdowns. He averages 17.8 yards per reception and 48.4 yards per game.

Senior **Fransohn Bickley** (Akron, Ohio) returned to the starting line-up. He had two receptions for 21 yards at No. 6 Penn State. Against Iowa State, Bickley had two catches for 32 yards. In the win at Western Michigan, he had two receptions for 27 yards.

Also seeing action in both games were redshirt senior **Kevin Gladney** (Akron, Ohio) and senior **Anthony Young** (Medina, Ohio). In the win over Arkansas Pine Bluff, Young had three receptions for 26 yards.



### 2017 ZIPS UNDER TERRY BOWDEN

At home .....	2-1
On the road .....	2-2
At neutral sites.....	0-0
On television (live) .....	3-3
In non-televised games.....	1-0
On natural grass.....	0-1
On artificial surface.....	4-2
In day games.....	2-2
In night games (6 p.m.+ ).....	2-1
When winning coin toss.....	2-2
When opponent wins toss.....	2-1
In overtime games .....	0-0
In games decided by 3 pts or less.....	1-0
In games decided by 7 pts or less .....	0-1
In September.....	2-3
In October.....	2-0
In November .....	0-0
Against ranked opponents .....	0-1
Against non-ranked opponents.....	4-2
Coming off a win .....	2-1
Coming off a loss.....	2-2
When scoring first .....	4-1
When opponent scores first .....	0-2
When leading at the half .....	4-0
When trailing at the half.....	0-3
When tied at the half .....	0-0
When scoring 0-9 points.....	0-1
When opp. scores 0-9 pts.....	2-0
When scoring 10-19 points.....	1-2
When opp. scores 10-19 pts.....	1-0
When scoring 20-29 points.....	0-0
When opp. scores 20-29 pts.....	1-1
When scoring 30+ points.....	3-0
When opp. scores 30+ pts.....	0-2
With 100-yard rusher .....	1-1
When opp. has 100-yard rusher.....	2-3
With no 100-yard rusher .....	1-0
With 100-yard receiver.....	0-1
When opp. has 100-yard receiver .....	1-1
With no 100-yard receiver.....	3-1
With 300-yard passer .....	0-0
When opp. has 300-yard passer.....	0-2
With no 300-yard passer .....	4-1

Against Iowa State, Gladney had three receptions for 18 yards.

Tight ends/H-backs looking to contribute include junior **Newman Williams** (Akron, Ohio) and red-shirt sophomore **Brandon Junk** (Clearwater, Fla.). Senior **Mykel Traylor-Bennett** (Columbus, Ohio) will miss the season with an injury.

Williams had a two-yard reception at No. 6 Penn State. Junk had a 10-yard catch in the win over UAPB.

True freshman TE **Kobie Booker** (Barberton, Ohio) made his first collegiate start in the win at Western Michigan. He put Akron on the scoreboard in the first quarter with a 13-yard touchdown reception for his first collegiate touchdown.

#### EXPERIENCED O-LINE PROVIDES PROTECTION

What a difference a year makes! Five new starters took the line to start the 2016 with a combined nine total starts. This fall, four of five linemen return to their starting roles, led by junior RG **Kyle Ritz** (Willoughby, Ohio), who has started 24 career games. Other starters returning include senior C **LaVonne Gauthney** (Reynoldsburg, Ohio), senior LG **Stephen Ericksen** (Sherrodsville, Ohio), and senior RT **Jovann Letuli** (San Diego, Calif.). New to the starting line-up is sophomore LT **Trevor Brown** (Clinton, Md.).

The offensive line provided perfect protection in the win over Arkansas Pine Bluff, helping UA to 267 rushing yards and five touchdowns.

## DEFENSE

#### DOWN THE LINE

The Zips' front four is stacked with experienced upperclassmen. At tackle, junior **Brock Boxen** (New Galilee, Pa.) returns to his starting role. In 2016, he started six game and recorded 24 tackles and two sacks before suffering a season-ending injury. Boxen had two solo tackles at No. 6 Penn State. In the MAC win at Bowling Green, he had four tackles. In the win at Western Michigan, he had five tackles.

Senior **Darius Copeland** (Ft. Myers, Fla.), who started every game at nose tackle in 2016, shares the nose tackles position with senior **Ibrahima Camara** (Reynoldsburg, Ohio).

At Troy, Camara had five tackles, a sack for a loss of seven yards, and a break-up. In the MAC win at Bowling Green, he had two solo stops. In the win at Western Michigan, Camara had four tackles.

Redshirt junior **Jamal Davis II** (Canton, Ohio) and junior **Brian Reinke** (Akron, Ohio) took over starting roles at defensive end. A transfer from Pittsburgh, Davis sat out last season per the NCAA transfer rule. At No. 6 Penn State Davis had two tackles. He had six tackles, 3.5 TFL, and his first career sack in the win over Arkansas Pine Bluff. Against Iowa State, Davis tied his career-high with six tackles, including a career-best five solo stops. In the win over Ball State, he had four tackles and a five-yard sack. In the win at Western Michigan, Davis had six tackles, including 1.5 TFL.

After seven games, Davis is the top lineman on defense with 26 tackles, 7.5 TFL, and two sacks.

Reinke, who saw action in 11 games off the bench in 2016, had three tackles, including a TFL for three yards, at No. 6 Penn State. He had three tackles, including a TFL, in the win over Arkansas Pine Bluff. At Troy, Reinke had four tackles. In the MAC win at Bowling Green, he had three tackles, a break-up, and a hurry. In the win over Ball State, Reinke had five tackles. In the win at Western Michigan, he had five tackles and a four-yard sack.

After seven games, Reinke has 25 tackles, 3.0 TFL, and a sack.



### AKRON IN THE MAC STATS

[Top 5 finishes only]  
[as of Oct. 15]



#### Scoring Defense

3. Akron..... 22.4

#### Interceptions

4. Akron..... 9

#### Kickoff Returns

5. Akron..... 19.1

#### PAT Kicking

4. Akron..... .955 (21-22)

#### Sacks

5. Akron..... 2.14

#### Third-Down Conversions

4. Akron..... 33.3

#### Fourth-Down Conversions

4. Akron..... 60.0 (3-5)

#### Turnover Margin

5. Akron..... +0.14

#### Red Zone Defense

1. Akron..... 68.0

Senior **Deon'Tae Moore** (Akron, Ohio) had two tackles at No. 6 Penn State. In the win over Arkansas Pine Bluff, he had two tackles and a six-yard sack. In the MAC win at Bowling Green, Moore had four tackles and a fumble recovery. In the win over Ball State, he had two tackles and a five-yard sack.

Sophomore **Josh Ward** (Delray Beach, Fla.) had two solo stops at No. 6 Penn State. Against Iowa State, he had four tackles. In the MAC win at Bowling Green, Ward had three tackles, a break-up, and a hurry. In the win at Western Michigan, Ward had two tackles.

Expected to see playing time on the defensive front four are junior **Brennan Williams** (Akron, Ohio), and TE-turned-DE senior **Michael Kish** (Pittsburgh, Pa.). Both saw action at No. 6 Penn State but recorded no stats.

At Troy, Williams had two solo tackles. In the win at Western Michigan, he had two tackles.

In the win over Arkansas Pine Bluff, Kish had four tackles, including a TFL for a loss of three yards.

The d-line welcomes freshmen **DeAndre Brimage** (Akron, Ohio) and **Matt Hanson** (Fort Lauderdale, Fla.).

#### SOLID LINEBACKERS

The Zips' linebackers return a solid core, lead by Preseason MAC Defensive Player of the Year junior **Ulysees Gilbert** (Ocala, Fla.). In his first season as a starter in 2016, he led the defense with 122 tackles, a team-best 11.5 TFL, 4.0 sacks, a team-best eight hurries, three break-ups, and two forced fumbles.

At No. 6 Penn State, Gilbert had five tackles. In the win over Arkansas Pine Bluff, he led the defense with 10 tackles, a sack, and an interception en route to MAC Defensive Player of the Week honors. He also scored a touchdown on his first career interception, returning the ball 30 yards to put UA ahead, 24-0. Against Iowa State, Gilbert led the defense with 12 tackles. At Troy, he had seven tackles, a break-up, and a hurry. In the MAC win at Bowling Green, Gilbert led the defense with 11 tackles and a sack. In the win over Ball State, he led the defense with 13 tackles, an eight-yard sack, two hurries, and a break-up. In the win at Western Michigan, Gilbert had 10 tackles and a two-yard sack to end the game and seal the Zips' third consecutive victory en route to Zips' Summa Health Student-Athlete of the Week honors.

After six games, Gilbert is the Zips' top defender with 68 tackles, four sacks, three hurries, two break-ups, and an interception.

Redshirt senior **Andrew Hauser** (Mason, Ohio) returns in the middle. At No. 6 Penn State, he had five tackles, including a TFL for six yards. He had two solo stops in the win over Arkansas Pine Bluff. Against Iowa State, Hauser had five tackles. At Troy, he had three tackles. In the MAC win at Bowling Green, Hauser forced a fumble, the first of his career, on the opening drive. He finished with two solo stops and a forced fumble. In the win over Ball State, Hauser had his first career interception in the third quarter. He finished with a career-high 13 tackles. In the win at Western Michigan, Hauser had five tackles.

After seven games, Hauser is fourth on the defense with 35 tackles, an interception, a forced fumble, and a blocked PAT.

Junior **Nathan Bischof** (Akron, Ohio) moved into a starting role, making his first collegiate start at No. 6 Penn State. He had two tackles in the win over Arkansas Pine Bluff. In the MAC win at Bowling Green, Bischof had two solo stops. In the win over Ball State, he had two solo stops and a five-yard sack. In the win at Western Michigan, Bischof had two solo tackles.



### AKRON IN THE MAC STATS

[Top 5 finishes only]  
[as of Oct. 15]



#### INDIVIDUALS

##### Total Offense

8. Thomas Woodson..... 176.3

##### Passing Average

6. Thomas Woodson..... 178.7

##### Passing Efficiency

7. Thomas Woodson..... 117.7

##### Scoring (Kicks)

9. Tom O'Leary..... 4.8

##### Punting

8. Nick Gasser..... 40.8

##### PAT Kicking

4. Tom O'Leary..... (18-19) 94.7

##### Tackles

2. Ulysees Gilbert..... 9.7

30. Alvin Davis..... 6.0

44. John Lako..... 5.1

46. Andrew Hauser..... 5.0

##### Sacks

7. Ulysees Gilbert..... 0.57

10. Deon'Tae Moore..... 0.50

##### Tackles for Loss

7. Jamal Davis..... 1.07

20. Ulysees Gilbert..... 0.64

##### Passes Defended

9. Kyron Brown..... 0.86

16. Darian Dailey..... 0.71

##### Interceptions

9. Kyron Brown..... 0.29

##### Fumbles Recovered

6. Deon'Tae Moore..... 0.17

Sophomore **John Lako** (Monroe, Mich.) came off the bench at No. 6 Penn State for three tackles. In the win over Arkansas Pine Bluff, he had a solo stop and an interception. Against Iowa State, Lako had four tackles. At Troy, he had the first forced fumble of his career on Troy's opening drive. UA scored on the turnover with a 27-yard field goal to take a 3-0 lead. In the MAC win at Bowling Green, Lako had 10 tackles, including a career-high seven solo stops. In the win over Ball State, Lako had six tackles and a 35-yard interception return for a touchdown in the fourth quarter. It marked his second career interception and his first pick six. In the win at Western Michigan, Lako had five tackles.

After seven games, Lako is third on the defense with 36 tackles, 2.0 TFL, two interceptions, a forced fumble, and a hurry.

At Troy, junior **Brian Bell** (Valdosta, Ga.) returned to the starting line-up. He had four tackles. In the MAC win at Bowling Green, Bell had six tackles, including a TFL. In the win over Ball State, he had five tackles. In the win at Western Michigan, Bell had five tackles.

Also expected to see playing time are junior **Travonte Junius** (Akron, Ohio), senior **DeMarcus Lloyd** (Vienna, Ga.), sophomore **Dean Ramicone** (Brunswick, Ohio), redshirt freshman **DeMarcus Glover** (St. Petersburg, Fla.), and true freshman **Bubba Arslanian** (Aurora, Ohio).

In the win over Arkansas Pine Bluff, Lloyd had five tackles and assisted on a sack, while Junius had three tackles.

#### GUISER SUFFERS CAREER-ENDING INJURY

Senior **Zach Guiser** returned to lead the secondary. The only returning starter in the secondary, the Academic All-America safety finished fourth on the defense with 53 tackles in 2016.

At No. 6 Penn State, Guiser led the Zips' defense with 10 tackles, including a career-high eight solo stops. He intercepted the ball in the end zone of PSU's first drive of the game. It was his first interception of the season and the fourth of his collegiate career. Against Iowa State, Guiser had six solo tackles and a break-up before leaving the game with an injury. He missed the Troy and Bowling Green games.

On Oct. 3, Guiser announced that he would not be returning to complete his final season..

In three games, Guiser had 16 tackles, an interception, and a break-up. He was named a semifinalist for the 2017 Campbell Trophy.

#### SECONDARY TO NONE

Sophomore **Alvin Davis** (Fort Lauderdale, Fla.), who started seven games as a true freshman, moves into a permanent starting role. He finished second in team tackling with 87 tackles, a fumble recovery, and a break-up. At No. 6 Penn State, Davis was second on defense with six tackles, including five solo stops and a TFL for six yards. In the win over Arkansas Pine Bluff, he had six tackles. Against Iowa State, Davis had four tackles and a forced fumble. In the second half at Troy, he had two tackles. In the MAC win at Bowling Green, Davis had six tackles and 16-yard fumble recovery. In the win over Ball State, he had five tackles. In the win at Western Michigan, Davis led the UA defense with 12 tackles, including 10 solo stops, and a break-up.

After seven games, Davis is second on defense with 42 tackles, two break-ups, a TFL, a forced fumble, and a fumble recovery.

Redshirt junior **Shawn Featherstone** (Pittsburgh, Pa.) made two solo tackles at No. 6 Penn State. He had two stops in the win over Arkansas Pine Bluff. At Troy, Featherstone led the defense with a career-high 11 tackles, including a career-best seven solo stops. In the MAC win at Bowling Green, Featherstone had three tackles and a forced fumble. In the win over Ball State, he had three solo stops. In the win at Western Michigan, Featherstone had six tackles.



## PLAYERS OF THE GAME

### OFFENSE

at Penn State	QB Thomas Woodson
Arkansas Pine Bluff	RB Warren Ball
Iowa State	QB Thomas Woodson
at Troy	RB Warren Ball
at BGSU	WR Austin Wolf
Ball State	WR A.J. Coney
at WMU	RB Manny Morgan
at Toledo	
Buffalo	
at Miami	
Ohio	
Kent State	

### DEFENSE

at Penn State	S Zach Guiser
Arkansas Pine Bluff	LB Ulysees Gilbert III
Iowa State	CB Kyron Brown
at Troy	S Shawn Featherstone
at BGSU	DB Jordan George
Ball State	LB John Lako
at WMU	LB Ulysees Gilbert III
at Toledo	
Buffalo	
at Miami	
Ohio	
Kent State	

### SPECIALISTS

at Penn State	P Nick Gasser
Arkansas Pine Bluff	PK Tom O'Leary
Iowa State	P Nick Gasser
at Troy	P Nick Gasser
at BGSU	KOR Deltron Sands
Ball State	P Nick Gasser
at WMU	KOR Deltron Sands
at Toledo	
Buffalo	
at Miami	
Ohio	
Kent State	

### PLAYER ON THE RISE

at Penn State	QB Kato Nelson
Arkansas Pine Bluff	RB Deltron Sands
Iowa State	WR Kwadarrius Smith
at Troy	WR Austin Wolf
at BGSU	LB John Lako
Ball State	CB Darian Dailey
at WMU	TE Kobie Booker
at Toledo	
Buffalo	
at Miami	
Ohio	
Kent State	

With the graduation of DeAndre Scott and Larry Hope at corner, juniors **Jordan George** (Dayton, Ohio) and **Kyron Brown** (Boynton Beach, Fla.) are expected to move into starting roles.

At No. 6 Penn State, George had two solo tackles and a TFL. He had two solo tackles in the win over Arkansas Pine Bluff. Against Iowa State, George made four solo stops. At Troy, he had seven tackles and two break-ups. In the MAC win at Bowling Green, George had six tackles, a forced fumble, and interception, and a blocked extra point. In the win over Ball State, he had five solo stops. In the win at Western Michigan, George had three tackles.

Brown made a solo stop At No. 6 Penn State. Against Iowa State, he had a career-high four solo stops, two break-ups, and a forced fumble. At Troy, Brown made three solo stops. Brown scored the game-winning touchdown at Bowling Green in the MAC opener, snapping the Falcons' eight-game series winning streak over the Zips. The corner back, who finished with four tackles and a break-up, intercepted a BG pass in the fourth quarter and returned it 38 yards for the winning score en route to MAC Defensive Player of the Week honors. The interception was the fourth of Brown's career and his first this season. It was his first career touchdown. In the win over Ball State, Brown had four solo stops. In the win at Western Michigan, Brown had two tackles and a 70-yard interception return. His interception on the opening drive was the fifth of his collegiate career and his second this season.

In seven starts at corner, Brown has 18 tackles, a team-high four break-ups, two interceptions for 108 return yards, and a forced fumble.

Providing support are senior **Mike Hayes** (Ocala, Fla.), redshirt junior **Darian Dailey** (Bradenton, Fla.), redshirt sophomore **Denzel Butler** (Fort Lauderdale, Fla.), and true freshman **Jordyn Riley** (Citra, Fla.).

Butler made his first appearance of his career in the starting line-up at Troy. In the MAC win at Bowling Green, he had four tackles. In the win at Western Michigan, Butler had two solo tackles.

In the win over Ball State, Dailey had three tackles, a break-up, and a 40-yard interception return, his first. In the win at Western Michigan, Dailey had three tackles, including a TFL, and a break-up.

## SPECIAL TEAMS

### O'LEARY LEADS KICKING UNIT

Redshirt junior **Tom O'Leary** (Tucker, Ga.) continues to kick for the Zips. After securing the job last fall, he went 10-11 in field goals and 39-of-42 in extra points for 69 points in 12 games. He kicked off 46 times for 2,644 yards (57.5 avg.) with six touchbacks.

In the victory over Arkansas Pine Bluff, O'Leary went 6-for-6 on extra points and nailed a 34-yard field goal in the second quarter. Against Iowa State, O'Leary made two extra points to extend his streak to 38 consecutive makes. After making a 27-yard field goal in the first quarter at Troy, O'Leary had his first miss, shanking a 34-yard attempt to end the first half. He finished converted two extra points. In the MAC win at Bowling Green, O'Leary went 4-of-5 in extra points tonight. The miss on his second attempt snapped a streak of 41 consecutive makes. In the win over Ball State, O'Leary converted a 48-yard field goal in the second quarter, a career long. He also made four extra points. In the win at Western Michigan, O'Leary tacked on two extra points.

Senior **Zach Gingerich** (Bellefontaine, Ohio) will compete for kicking duties. He made his first extra point in the win over Arkansas Pine Bluff.



### DRESS LIKE A ZIP

Akron Football uniform combinations this fall:

	Helmet	Jersey	Pants
L, 0-52 at Penn St.	Gold	White	Gold
W, 52-3 vs. UAPB	Blue	Blue	Blue
L, 14-41 vs. Iowa St.	White	Blue	White
L, 17-22 at Troy	Blue	White	Blue
W, 14-13 at Western Michigan			
W, 34-23 at BGSU	White	White	White
W, 31-3 vs. Ball State	Gold*	Blue	Gold

\*Throwback helmet

Record by Colors	Helmet	Jersey	Pants
0-1	Gold	White	Gold
1-0	Blue	Blue	Blue
0-1	White	Blue	White
1-1	Blue	White	Blue
1-0	White	White	White
1-0	Gold	Blue	Gold
4-3, 3-0 MAC			

### GASSER TO PUNT

Junior **Nick Gasser** (Liberty Township, Ohio) returns to punt for the Zips. In 12 games last fall, Gasser punted 59 times for 2,226 yards (37.7 avg.) with 16 fair catches and 22 landing inside the 20. He kicked off 14 times for 753 yards (53.8 avg.) with two touchbacks.

In the season opener at No. 6 Penn State, Gasser ) punted a career-high 11 times for a career-high 435 yards. He averaged 39.5 yards. In the win over Arkansas Pine Bluff, he kicked off nine times for 551 yards (61.2 average). Against Iowa State, Gasser punted seven times for 279 yards, averaging 39.9 yards. He also kicked off three times for 160 yards (53.3 average). At Troy, Gasser punted five times for 229 yard, averaging a career-best 45.8 yards. His long of 56 yards, which landed on the Troy three-yard line) was a career long. In the MAC win at Bowling Green, Gasser kicked off six times for 347 yards, averaging 57.8 yards. In the win over Ball State, he kicked off six times for 366 yards (61.0 average) and punted six times for 270 yards (45.0 average), including a career long 59-yard punt. In the win at Western Michigan, Gasser kicked off three times for 133 yards (44.3 average). He also punted seven times for 253 yards (36.1 average) with a long of 47 yards.

On the season, Gasser is averaging 40.8 yards per punt and 58.4 yards per kickoff.

Sophomore **Jerry Fitschen** (Orange, Calif.) and redshirt junior **James Fonseca** (Fontanay, Calif.) will compete for punting duties.

### SPEEDY RETURNERS

Senior senior WR **A.J. Coney** is expected to return punts. In 11 games in 2016, Edwards had 22 kickoff returns for 524 yards (23.8 avg.), including a long of 75 yards in the win at Kent State.

Junior **Van Edwards** returns to kickoff return duties. Last fall, he had 22 kickoff returns for 524 yards (23.8 avg.), including a long of 75 yards in the win at Kent State.

At No. 6 Penn State, Edwards had three returns for 64 yards, including a long of 24 yards. Against Iowa State, he had a 23-yard return.

Redshirt sophomore RB **Deltron Sands** (Fort Lauderdale, Fla.) had a kickoff return for 13 yards at No.6 Penn State. In the win over Arkansas Pine Bluff, ha had a 27-yard return. In the MAC win at Bowling Green, Sands had a career-high three kickoff returns for a career-high 79 yards, including a career-long return of 34 yards. In the win at Western Michigan, Sands had two kickoff returns for 46 yards, including a 29-yard return.

## ON THE SIDELINES

### GIVING BACK

The University of Akron football team has been know for visiting Akron Children's Hospital EVERY Friday before home games, but over the summer, the Zips stepped up their outreach to the community. Projects included landscaping and gardening at the Haven of Rest homeless shelter; cleaning kennels, organizing storage, and walking dogs at the One-of-a-Kind Pet Rescue; and volunteering at various summer camps for kids.

### THERE IS NO PLACE LIKE HOME

Akron is in its ninth season in 2017 on campus at InfoCision Stadium – Summa Field. The Zips have a 20-31 record at the venue (2-1 in 2017).

The 30,000-seat stadium features 17 suites, state-of-the-art video board, and 80,000 square feet of academic space used daily by all University students. Additionally, the Sport Science and Wellness Education Department conducts classes on two levels, and the University's Alumni Association resides there as well.



## 2017 WEEKLY MEDIA CONFERENCE

Akron head coach Terry Bowden will meet with the media on Tuesdays at 1 p.m. each week prior to Zips' games. All media conferences will be held in the Football Team Room in the Stile Field House (289 South Union).

Parking is available in Lot 6 (west side of stadium) or along Vine Street with gameday parking passes.

Game 1: at Penn State	Tuesday, August 29
Game 2: ARKANSAS PINE BLUFF	Tuesday, Sept. 5
Game 3: IOWA STATE	Tuesday, Sept. 12
Game 4: at Troy	Tuesday, Sept. 19
Game 5: at Bowling Green	Tuesday, Sept. 26
Game 6: BALL STATE	Tuesday, Oct. 3
Game 7: at Western Michigan	Tuesday, Oct. 10
Game 8: at Toledo	Tuesday, Oct. 17
Game 9: BUFFALO	Tuesday, Oct. 24
Game 10: at Miami	Thursday, Nov. 2
Game 11: OHIO	Thursday, Nov. 9
Game 12: KENT STATE	Thursday, Nov. 16
MAC Championship	Monday, Nov. 27



## 2017 WEEKLY MAC COACHES' CALL

The Mid-American Conference football coaches will be available each Monday for a weekly media conference call. Please call Cathy Bongiovi (Akron) or Ken Mather (MAC) for phone access number.

9:38-9:46	Jason Candle, Toledo
9:46-9:54	Rod Carey, Northern Illinois
9:54-10:02	Chris Creighton, Eastern Michigan
10:02-10:10	John Bonamego, Central Michigan
10:10-10:18	Mike Neu, Ball State
10:18-10:26	Frank Solich, Ohio
10:26-10:34	Chuck Martin, Miami
10:34-10:42	Paul Haynes, Kent State
10:42-10:50	Lance Leipold, Buffalo
10:50-10:58	Mike Jinks, Bowling Green
<b>10:58-11:06</b>	<b>Terry Bowden, Akron</b>
11:06-11:14	Tim Lester, Western Michigan

### ZIPS QUICK HITS

- The players elected seniors RB **Warren Ball**, WR **A.J. Coney**, and S **Zach Guiser** as team captains for the 2017 season.
- Six of Akron's 2017 opponents— Penn State (Rose), Troy (Dollar General), Western Michigan (Cotton), Toledo (Camelia), Miami (St. Petersburg), and Ohio (Dollar General)— participated in bowls in 2016.
- Since 1979, Akron has faced 29 nationally ranked teams, going 1-28. The Zips' sole victory was a 34-20 win over No. 25 Marshall at the Rubber Bowl on Nov. 2, 2002.
- Akron has 46 student-athletes on its roster from the state of Ohio; 33 of those live within a 30-mile radius to campus.

### MAC PREDICTIONS

Akron was selected to finish fourth in the Mid-American Conference East Division this fall by both the media and the head coaches. Defending East champion Ohio was picked first, followed by Miami and Bowling Green. Akron, Buffalo, and Kent State rounded out the picks.

In the West Division, Toledo was selected first, followed by Western Michigan and Northern Illinois. Eastern Michigan, Central Michigan, and Ball State rounded out the predictions.

The Toledo Rockets were also predicted to win the 2017 MAC Championship Game which will be held on Saturday, Dec. 2 at Ford Field in Detroit.

#### MAC EAST PRESEASON

1. Ohio (11)
2. Miami (12)
3. Bowling Green (1)
4. **AKRON**
5. Buffalo
6. Kent State

#### MAC WEST PRESEASON

1. Toledo (22)
2. Western Michigan (1)
3. Northern Illinois (1)
4. Eastern Michigan
5. Central Michigan
6. Ball State

### POMP & CIRCUMSTANCE

Seven Zips competing this fall already have their bachelor's degrees: RB **Warren Ball** (sports industry), WR **Tra'Von Chapman** (sport management), OL **Nick Fazio** (mechanical engineering), OL **LaVonne Gauthney** (sport management), LB **Andrew Hauser** (sport management), QB **Robbie Kelley** (business management), and TE **Mykel Traylor-Bennett** (organizational supervision). The seven Zips ranked 10th nationally with players with degrees. Northwestern leads the country with 18 graduated players on its roster.

### ZIPS IN THE NFL

Six former Zips are currently listed on NFL rosters— LB **Jatavis Brown** (Los Angeles Chargers), LB/DE **Nordly Capi** (New York Giants), DB **Bryce Jones** (Houston), LB **Justin March-Lillard** (Kansas City), WR **JoJo Natson** (New York Jets), and OL **Isaiah Williams** (Washington).

### REESE TROPHY

The University of Akron was named the recipient of the 2016-17 Reese Trophy as the Mid-American Conference's top men's athletics program.

During the 2016-17 academic year, the Zips competed in seven men's sports and captured the award for the second consecutive time and third time in four years (2014, 2016, 2017) in program history on the strength of winning conference titles in men's basketball, soccer, and both indoor and outdoor track and field.



### IN-SEASON BIRTHDAYS

#### AUGUST

6	WR M.J. McGriff, R-Jr.	20
9	LB Ulysees Gilbert, Jr.	20
13	CB Hugh Cade, Jr.	20
14	LB DeMarkus Glover, R-Fr.	19
18	LB Youssef Barakat, Soph.	20
	OL Jovann Letuli, Sr.	21
22	WR Jacquavis Dixon, Soph.	21
	LS Hayden Grover, Jr.	22
29	DB Denzel Butler, R-Soph.	21

#### SEPTEMBER

4	Coach Mike Woodford	58
11	P Jonah Wieland, Fr.	18
	LS Michael Buddenberg, Sr.	23
17	TE Darryl Long, R-Soph.	22
	PK Tom O'Leary, R-Jr.	22
19	QB Kato Nelson, R-Fr.	20

#### OCTOBER

1	H/P Kyle Foster, Jr.	22
2	DL Brennan Williams, Jr.	22
3	S Vince Lockett, Soph.	21
4	LB Andrew Hauser, R-Sr.	23
5	PK Zach Gingerich, Sr.	23
10	OL Austin Sample, R-Fr.	20
12	OL Shawn Muldowney, Fr.	19
	OL Kyle Ritz, Jr.	22
	WR Austin Wolf, Sr.	23
14	OL Rueben Durkee, Fr.	19
16	Coach Brett Ekkens	28
30	DB Jeffrey Lubin, Fr.	19

#### NOVEMBER

1	QB Nick Johns, R-Soph.	21
4	LS Peyton Coffman, R-Fr.	19
5	RB Chuck Turfe, Soph.	21
9	TE Newman Williams, Jr.	22
10	DE Deon'Tae Moore, Sr.	23
12	TE Mykel Traylor Bennett, R-Sr.	23
13	Coach Trent Boykin	47
15	RB Deltron Sands, R-Soph.	21
24	QB Robbie Kelley, R-Jr.	22

#### DECEMBER

4	PK James Fonseca, R-Jr.	22
6	DL Brian Reinke, Jr.	22
10	DL Darius Copeland, Sr.	24
17	Coach Todd Stroud	54
20	WR Kwadarrus Smith, R-Jr.	23
21	S Jamal Baggett, Jr.	22
25	DL Andrew Siegman, R-Fr.	20
28	DL Brock Boxen, Jr.	22
29	LB Josh Ward, Soph.	21
30	WR A.J. Coney, R-Sr.	23
	DL Ibrahima Camara, Sr.	22
	Coach Jeff Bowden	58

### TAYLOR NAMED TO 2017 PRO FOOTBALL HALL OF FAME CLASS

Former University of Akron defensive end **Jason Taylor** (1993-96) was one of seven honorees inducted into the Pro Football Hall of Fame in 2017.

Taylor joined kicker Morten Andersen, running back Terrell Davis, safety Kenny Easley, running back LaDainian Tomlinson, quarterback Kurt Warner, and Cowboys' owner Jerry Jones.

Taylor was one of the NFL's top pass-rushers for 15 seasons. Drafted in the third round by the Miami Dolphins in 1997, he played 13 seasons with Miami, and one season each with the Washington Redskins, and the New York Jets. A six-time Pro Bowl selection and four time 1st or 2nd team All-Pro, Taylor was named the NFL Defensive Player of the Year in 2006, and also named the Walter Peyton Man of the Year in 2007.

Taylor holds the sixth all-time career sacks record with 139.5 sacks, is the all-time leader in fumble return touchdowns with six, while his 246 fumble return yards are the second highest total in NFL history. With nine career defensive touchdowns scored, he is also the all-time leader in that category for defensive linemen.

As a Zip, Taylor earned first-team All-MAC honors as a senior in 1996. He was named the team's defensive MVP as a junior. In 1996, he was awarded the team's Harry "Doc" Smith Award and the Akron Touchdown Club trophy as the outstanding lineman. Taylor is Akron's all-time career leader in sacks (21) and stands second on the Zips' charts for career tackles for loss (41.0) and sacks in a season (10). Taylor was inducted into Akron's Ring of Honor in 2004 and the UA Sports Hall of Fame in 2007.

### NFL TIES

Four Zips have family ties to the NFL. Senior LS **Michael Buddenberg's** father **John** was drafted by the Cleveland Browns to begin his seven-year NFL career. Redshirt sophomore DB **Denzel Butler's** older brother **Darius** is in his ninth season as a safety for the Indianapolis Colts. Senior LB **Tony Jones, Jr.'s** father Tony Jones, Sr., played offensive tackle during his 14-year NFL career, playing nine seasons with the Cleveland Browns, one with the Baltimore Ravens, and four with the Denver Broncos. He went to two Super Bowls with Denver. Redshirt sophomore TE **Darryl Long's** cousin **Joe Kelly** played in the NFL for 11 seasons, starting out with Cincinnati.

### ZIP QUICK HITS

- Two Zips are dads. Junior OL **Undrea Bullard** has an infant son named **Kyrie**, while senior TE **Mykel Traylor-Bennett** has a four-year old daughter named **La'Niya**.
- Four Zips are dual-sport athletes, participating in both football and track: Junior OL **Nick Fazio** (shot put), senior OL **Jovann Letuli** (discus), junior WR **Kwadarrius Smith** (sprints), and senior WR **Anthony Young** (sprints).
- Junior LS **Hayden Grover** is the president of Akron's all-male a cappella group Nuance. He has performed the National Anthem at Zips' basketball games.
- Junior TE **Darryl Long's** younger brother **Dominique** is a freshman safety at Michigan State.
- Junior DL **Brian Reinke's** mother **Katie** (Connor) '90 played volleyball at Akron.
- Graduate assistant coach (offense) **Hunter Bowden** is the son of **Jeff Bowden**, nephew of **Ter-ry Bowden**, and grandson of **Bobby Bowden**.
- Second-year offensive line coach **Brett Ekkens** is the youngest o-line coach in the country at 27 (birthdate is 10-16-89).



## 2017 MAC BOWL SCHEDULE

### Raycom Media Camellia Bowl

Saturday, December 16

Cramton Bowl | Montgomery, Ala.



8 p.m. ET | 7 p.m. CT | ESPN  
MAC vs. Sun Belt  
www.CamelliaBowl.com

### Boca Raton Bowl ^

Tuesday, December 19

FAU Stadium | Boca Raton, Fla.



7 p.m. ET | ESPN  
MAC vs. American/Conference USA  
www.theBocaRatonBowl.com

### Frisco Bowl ^

Wednesday, December 20

Toyota Stadium | Frisco, Texas



8 p.m. ET | 7 p.m. CT | ESPN  
MAC vs. American  
www.theFriscoBowl.com

### Bahamas Bowl

Friday, December 22

Thomas A. Robinson National Stadium |  
Nassau, Bahamas



12:30 p.m. ET | ESPN  
MAC vs. Conference USA  
www.BahamasBowl.com

### Famous Idaho Potato Bowl

Friday, December 22

Albertsons Stadium | Boise, Idaho



4 p.m. ET | 2 p.m. MT | ESPN  
MAC vs. Mountain West  
www.FamousIdahoPotatoBowl.com

### Dollar General Bowl

Saturday, December 23

Ladd-Peebles Stadium | Mobile, Ala.



7 p.m. ET | 6 p.m. CT | ESPN  
MAC vs. Sun Belt  
www.DollarGeneralBowl.com

### Quick Lane Bowl ^

Tuesday, December 26

Ford Field | Detroit, Mich.



2:30 p.m. | ESPN  
MAC vs. Big Ten/ACC  
www.DetroitLions.com/QuickLaneBowl

^ MAC secondary bowl agreements

### CRYSTAL CLINIC WAGON WHEEL CHALLENGE

Akron hosts Kent State on Tuesday, Nov. 21, in the Crystal Clinic Orthopaedic Center Wagon Wheel Challenge. The 14-sport rivalry series between Akron and Kent State is based on a time-honored competition for an historic wooden wagon wheel trophy awarded originally in 1945 to the winner of the annual Akron-Kent State football game.

Since the 2011-12 academic year, the rivalry was broadened to include 14 NCAA varsity sports, with victories in each sport adding one point to the challenge standings. To learn more about the rivalry and follow the results and standings, visit:

[www.WagonWheelChallenge.com](http://www.WagonWheelChallenge.com)

### HITTING THE AIRWAVES

All 12 Akron football games will be televised nationally this season: Penn State (ABC), Arkansas Pine Bluff (ESPN3), Iowa State (CBS-SN), Troy (ESPN3), Bowling Green (ESPN3), Ball State (ESPN3), Western Michigan (CBS-SN/streamed), Toledo (ESPN3), Buffalo (CBS-SN), Miami (ESPN2/U), Ohio (ESPN2/U), and Kent State (ESPNU/3). Every Akron football game in 2015 and 2016 was televised nationally.

### BOWDEN AMONG NATION'S VOTERS

For the fifth consecutive season Akron head coach **Terry Bowden** was a voting member for the weekly Amway Coaches' Poll.

### ZIPS FOOTBALL WITH TERRY BOWDEN

Weekly throughout the season, head coach **Terry Bowden** reviews the previous week's game and preview the Zips' upcoming opponent on the 30-minute television show, **Zips Football with Terry Bowden**, presented by the Wentz Financial Group. The show is carried by Fox SportsTime Ohio. Check your local listings for airtimes.

## DID YOU KNOW ???

- Akron football is one of a very few programs in the country that practices in the mornings to accommodate the upperclassmen's afternoon class schedule.
- Zippy is just one of eight female-gendered college mascots in Division I athletics. Do you know the other seven? (YoUDee, the Delaware Blue Hen; Mrs. Wuf of N.C. State; Lucy Lobo of New Mexico; Sue E. Pig of Arkansas; Miss Pawla of South Alabama, Kate the Lion of Hofstra; and Wilma Wildcat of Arizona).
- Akron was the first school to jump from Division I-AA football (now called FCS) to I-A (now called FBS). The Zips made the move in 1987.
- Hall of Fame coach **John Heisman** coached football from 1893-94 for Buchtel College (Akron's original name). The Cleveland native went on to take Georgia Tech to the national championship in 1917. The Heisman Trophy, given to the nation's most outstanding college player, is named in his honor.
- On Sept. 12, 2015, an 8-ft., 750-lb. bronze statue of Heisman was unveiled at InfoCision Stadium (outside Gate 1).
- Only one player in school history has had his number retired- #89 **Chris Angeloff**. The junior tight end collapsed and died of cardiac arrest during UA's 20-8 victory over Marshall on Sept. 6, 1975. The Chris Angeloff Scholarship was created in his honor.



# TERRY BOWDEN

- ◆ Head Coach
- ◆ Sixth Season at Akron
- ◆ 24th Season Overall
- ◆ West Virginia '78

The Dean of all Mid-American Conference coaches with 164 career wins, Akron's Terry Bowden enters his sixth season in 2017 at the helm of the UA program. He was named the Zips' 27th all-time head coach on Dec. 22, 2011, but is just the seventh person to hold the position since 1960.

Owning a 164-99-2 record over a 23-year collegiate coaching career, Bowden ranks sixth nationally among active Division I head coaches in career wins (164).

Bowden has been responsible for miraculous turnarounds almost everywhere he has coached and has once again done it at The University of Akron.

In 2016, Bowden led UA to a 5-7 overall record, finishing just one play away from back-to-back bowl appearances. The Zips won their second consecutive Wagon Wheel (and third in last four years) over rival Kent State. Akron led the MAC in punt returns (17.53) which also ranked third nationally.

Sophomore linebacker Ulysees Gilbert III and redshirt senior punt returner JoJo Natson, Jr., earned first-team All-Mid-American Conference honors. Natson also garnered second-team All-MAC honors at wide receiver. Junior wide receiver Jerome Lane and redshirt sophomore placekicker Tom O'Leary were third-team All-MAC honorees.

For just the second time in program history (and first time since 1980), an Akron Zip earned Academic All-America honors. Junior safety Zach Guiser was a first-team selection, while redshirt senior captain James Turner was a second-team honoree.

In 2015, Bowden guided the Zips to an 8-5 overall record and a second-place finish in the MAC (5-3) East en route to the program's first winning season and bowl appearance since 2005. Ranked No. 2 nationally by Phil Steele as the Most Improved Team, Akron captured its first-ever bowl victory in the Football Bowl Subdivision (FBS) era (since 1987) with a 23-21 win over Utah State in the Famous Idaho Potato Bowl on Dec. 22. UA won the 500th game in program history with a 35-14 victory at Louisiana on Sept. 26, 2015, while closing out the season with five consecutive wins. The Zips shut out rival Kent State, 20-0, in the home finale to regain possession of the coveted Wagon Wheel. The eight wins on the season were the most in the FBS era.

In 2014, Bowden guided the Zips to a 5-7 overall for the second consecutive season. With 10 victories over the last two seasons, the Zips totaled more wins than the previous three seasons combined.

In 2013, Bowden led UA to its highest win total since 2008 by going 5-7 overall and 4-4 against the MAC, as well as ending the year by winning three straight and four of its last five games. The Zips went 3-3 at home, including a 31-29 win over Toledo in the season finale and a 16-7 victory over neighborhood rival Kent State to regain possession of the coveted wooden Wagon Wheel.

In 2012, Bowden, serving as offensive coordinator, ushered in a spread offense that resulted in an aerial attack responsible for a school-record and MAC season-high 30 passing touchdowns. The offense, which was conducted in a hurry-up no-huddle style, was led by fifth-year senior transfer quarterback Dalton Williams, who set the program's single-season record for touchdown passes (25) and pass completions (326-for-522), while compiling the third most passing yards (3,387) in a season in school history.

## THE TERRY BOWDEN FILE

### COLLEGIATE HEAD COACHING RECORD

Year	School	Record • Notable
1983	Salem	3-7
1984	Salem	8-3 • WVIAC Champions
1983	Salem	8-3 • WVIAC Champions
<b>Salem Totals (three seasons)</b>		<b>19-13-0</b>
1987	Samford	9-1
1988	Samford	5-6 • Transition to I-AA
1989	Samford	4-7
1990	Samford	6-4-1
1991	Samford	12-2 • Division I-AA Playoffs-Semifinals
1992	Samford	9-3 • Division I-AA Playoffs-First Rd.
<b>Samford Totals (six seasons)</b>		<b>45-23-1</b>
1993	Auburn	11-0 • National Champions (NCF)
1994	Auburn	9-1-1 • No. 9 AP Final Ranking
1995	Auburn	8-4 • Outback Bowl Appearance
1996	Auburn	8-4 • Independence Bowl Win
1997	Auburn	10-3 • Peach Bowl Win
1998	Auburn	1-5
<b>Auburn Totals (six seasons)</b>		<b>47-17-1</b>
2009	North Alabama	11-2 • Division II Playoffs-Quarterfinals
2010	North Alabama	9-4 • Division II Playoffs-Second Rd.
2011	North Alabama	9-3 • Division II Playoffs-Second Rd.
<b>UNA Totals (three seasons)</b>		<b>29-9</b>
2012	Akron	1-11
2013	Akron	5-7 • 4-4 in MAC play
2014	Akron	5-7 • 3-5 in MAC play
2015	Akron	8-5 • 5-3 in MAC play • Potato Bowl Win
2016	Akron	5-7 • 3-5 in MAC play
2017	Akron	4-3 • 3-0 in MAC play
<b>Akron Totals (6th season)</b>		<b>28-40 (.393)</b>
<b>Career Totals (24th season)</b>		<b>168-102-2 (.623)</b>

### COACHING HONORS

- 1993 Southeastern Conference Coach of the Year
- Walter Camp Coach of the Year
- Scripps Howard Coach of the Year
- Football News Coach of the Year
- Toyota Coach of the Year
- Paul "Bear" Bryant Award (Football Writers Association)
- 2009 Gulf South Conference Co-Coach of the Year

### COLLEGIATE PLAYING CAREER

1977-78 Football (West Virginia)

Bowden, who served as a studio analyst and color commentator with ABC Sports' college football for 10 years, was the head coach at Auburn from 1993-98 and spent the three seasons prior to coming to Akron at Division II North Alabama. Bowden was an assistant coach at Akron in 1986 under then Zips' head coach Gerry Faust.


Bowden is a member of one of the most famous and successful college football coaching families. His father, Bobby Bowden, turned Florida State into a national champion and his 377 collegiate wins rank second in Division I history.

As a student-athlete at West Virginia, Bowden lettered two years as a running back (1977-78), held a 3.65 grade-point average in accounting, the highest GPA on the football team, and graduated Magna Cum Laude. He did post graduate work at Oxford University in England, and earned a Juris Doctorate from the Florida State School of Law in 1982, while a graduate assistant coach with the Seminoles.

Bowden, 61 (born Feb. 25, 1956), married Audrey Renner in June 2016. Together, the couple has five daughters (Tera, Jordan, Erin, Cori and Jamie Bowden), three sons (Terry Bowden, Jr., Danny and Drew Renner), and a grandson Skyler.



# WINNINGEST FAMILY IN D-I COLLEGE FOOTBALL



## A DECADE NOT LIKELY TO BE DUPLICATED

Feats that may never be repeated ...

### 1993

Bobby [Florida State] and Terry [Auburn] were the first father-son combo in NCAA Division I history to serve as head coaches at the same time.

### 1999

Bobby [Florida State] and Tommy [Clemson] were the first father-son combo in NCAA Division I history to coach against each other as head coaches.

### Decade of the 1990s

All three Bowden head coaches—Terry [Auburn 1993], Tommy [Tulane 1998], and Bobby [Florida State 1999]—led their teams to undefeated seasons and were named the National Coach of the Year at a Division I school.

## WINNINGEST FAMILY IN D-I COLLEGE FOOTBALL

<b>BOBBY BOWDEN</b> , father .....	Career (44 seasons)	<b>377-129-4</b>	(.743)	31 bowls, 2 national championships
<b>TOMMY BOWDEN</b> , brother ...	Career (12 seasons)	<b>90-49</b>	(.647)	9 bowls
<b>TERRY BOWDEN</b> , Akron*	Career (24 seasons)	<b>168-102-2</b>	(.623)	4 bowls
<b>Bowden Family Total</b>		<b>635 -280-6</b>	<b>(.697)</b>	<b>44 bowls, 2 national championships</b>

### Brothers

Mack Brown, Texas.....	Career (30 seasons)	244-122-1	(.916)	21 bowls, 1 national championship
Watson Brown, Tenn. Tech .....	Career (32 seasons)	136-211-1	(.391)	1 bowl
<b>Brown Family Total</b>		<b>380-333-2</b>	<b>(.533)</b>	<b>22 bowls, 1 national championship</b>

### Brothers

Vince Dooley, Georgia .....	Career (25 seasons)	201-77-10	(.715)	20 bowls, 1 national championship
Bill Dooley, Wake Forest .....	Career (26 seasons)	162-126-5	(.625)	10 bowls
<b>Dooley Family Total</b>		<b>363-203-15</b>	<b>(.638)</b>	<b>30 bowls, 1 national championship</b>

### Father / Son

Lou Holtz, South Carolina .....	Career (33 seasons)	249-132-7	(.651)	22 bowls, 1 national championship
Skip Holtz, Louisiana Tech*.....	Career (16 seasons)	122-95	(.564)	8 bowls
<b>Holtz Family Total</b>		<b>371-227-7</b>	<b>(.620)</b>	<b>30 bowls, 1 national championship</b>

### Brothers

Howard Jones, USC .....	Career (29 seasons)	191-64-21	(.730)	5 bowls, 5 national championships
T.A. Dwight (Tad) Jones, Yale.....	Career (12 seasons)	69-24-6	(.727)	1 national championship
<b>Jones Family Total</b>		<b>260-88-27</b>	<b>(.729)</b>	<b>5 bowls, 6 national championships</b>

### Brothers

Bob Stoops, Oklahoma .....	Career (17 seasons)	190-48	(.798)	18 bowls, 1 national championship
Mark Stoops, Kentucky* .....	Career (3 seasons)	24-34	(.365)	1 bowl
Mike Stoops, Arizona .....	Career (8 seasons)	41-50	(.451)	3 bowls
<b>Stoops Family Total</b>		<b>255-132</b>	<b>(.656)</b>	<b>22 bowls, 1 national championship</b>

### Father / Son

Jack Harbaugh, Western Ky. ....	Career (19 seasons)	116-95-3	(.543)	1 national championship
Jim Harbaugh, Michigan*.....	Career (8 seasons)	83-34	(.703)	4 bowls
<b>Harbaugh Family Total</b>		<b>199-129-3</b>	<b>(.602)</b>	<b>4 bowls, 1 national championship</b>

### Father / Son

Spike Dykes, Texas Tech .....	Career (13 seasons)	82-67-1	(.550)	7 bowls
Sonny Dykes, Cal* .....	Career (6 seasons)	45-48	(.477)	2 bowls
<b>Dykes Family Total</b>		<b>127-113-1</b>	<b>(.526)</b>	<b>9 bowls</b>

### Brothers

Bobby Petrino, Louisville* .....	Career (11 seasons)	113-46	(.717)	10 bowls
Paul Petrino, Idaho* .....	Career (3 seasons)	17-37	(.313)	1 bowl
<b>Petrino Family Total</b>		<b>130-83</b>	<b>(.620)</b>	<b>11 bowls</b>

\*active coach

Most recent school is listed only



# COACHING STAFF



CHUCK  
**AMATO**

- ◆ Associate Head Coach | Defensive Coordinator
- ◆ N.C. State '69

6th Season at Akron | 45th season overall  
Gameday: Field



TODD  
**STROUD**

- ◆ Assistant Head Coach | Defensive Line | Rec. Coord.
- ◆ Florida State '85

6th Season at Akron | 32nd season overall  
Gameday: Field



A.J.  
**MILWEE**

- ◆ Offensive Coordinator | Quarterbacks
- ◆ North Alabama '09

6th Season at Akron | 9th season overall  
Gameday: Field



JEFF  
**BOWDEN**

- ◆ Special Teams Coord. | Wide Receivers
- ◆ Florida State '83

6th Season at Akron | 34th season overall  
Gameday: Field



TRENT  
**BOYKIN**

- ◆ Tight Ends | H-Backs
- ◆ Youngstown State '95

6th Season at Akron | 22nd season overall  
Gameday: Booth



BRETT  
**EKKENS**

- ◆ Offensive Line
- ◆ Mount Union '12

2nd Season at Akron | 2nd season overall  
Gameday: Field



ERIC  
**HICKSON**

- ◆ Running Backs
- ◆ Kansas State '98

3rd Season at Akron | 15th season overall  
Gameday: Field



OTIS  
**MOUNDS**

- ◆ Cornerbacks | Def. Passing Game Coord.
- ◆ Auburn '03

4th Season at Akron | 13th season overall  
Gameday: Booth



MIKE  
**WOODFORD**


- ◆ Safeties
- ◆ Arizona '82

6th Season at Akron | 33rd season overall  
Gameday: Field




HUNTER  
**BOWDEN**

- ◆ Graduate Assistant | Offense
- ◆ 2nd Season at Akron
- ◆ North Alabama '13



DYLAN  
**EVANS**

- ◆ Graduate Assistant | Defense
- ◆ 1st Season at Akron
- ◆ Akron '16



ANDY  
**KWON**

- ◆ Graduate Assistant | Offense
- ◆ 1st Season at Akron
- ◆ Georgia Southern '17



NICK  
**VERNA**

- ◆ Graduate Assistant | Defense
- ◆ 2nd Season at Akron
- ◆ Akron '15



## ZIPS' DEPTH CHART

### OFFENSE (Spread)

#### Quarterback

4	Thomas Woodson (Sr., 6-1, 224)
1	Kato Nelson (R-Fr., 6-1, 205)
10	Robbie Kelley (R-Jr., 6-1, 215)
6	Nick Johns (R-So., 6-3, 225)

#### Running Back

7	Van Edwards (Jr., 5-9, 210)
9	Manny Morgan (Sr., 5-8, 200)
22	Deltron Sands (R-So., 5-8, 200)

#### Tight End/H-Back

35	Newman Williams (Jr., 6-2, 265)
45	Brandon Junk (R-So., 6-2, 240)
44	Dylan Meeks (Fr., 6-2, 235)

#### X- Wide Receiver

21	Fransohn Bickley (R-Sr., 5-6, 150)
3	Kwadarrus Smith (R-Jr., 5-9, 165)

#### H- Wide Receiver

5	Tra'Von Chapman (R-Sr., 6-1, 215)
19	Andre Williams (Fr. 5-10, 178)
14	Dustin Burkhart (Fr., 6-0, 188)

#### Y- Wide Receiver

11	A.J. Coney (R-Sr., 5-8, 180)
17	Anthony Young (Sr., 6-0, 190)

#### Z- Wide Receiver

82	Austin Wolf (Sr., 6-3, 210)
8	Kevin Gladney (R-Sr., 6-1, 210)
15	Nate Stewart (R-Fr., 6-2, 210)

#### Left Tackle

59	Trevor Brown (So., 6-5, 290)
50	Undrea Bullard (Jr., 6-6, 300)
76	Rich Kallay (So., 6-5, 315)

#### Left Guard

56	Brandon Council (R-Fr., 6-4, 325)
73	Jonathan Neeley (R-Fr., 6-5, 300)

#### Center

57	Stephen Ericksen (Sr., 6-3, 305)
74	Xavier Quigley (R-Sr., 6-1, 290)
68	Andrew Siegman (R-Fr., 6-3, 300)

#### Right Guard

66	Kyle Ritz (Jr., 6-5, 305)
78	Austin Sample (R-Fr., 6-3, 200)
72	Hunter Corne (Fr., 6-4, 292)

#### Right Tackle

75	Jovann Letuli (Sr., 6-5, 330)
77	Cedric McCoy (R-Sr., 6-5, 310)
63	Nick Fazio (Jr., 6-3, 300)

### DEFENSE (4-3)

#### Defensive End

9	Jamal Davis (R-Jr., 6-4, 235)
56	Deon'Tae Moore (Sr., 6-2, 220)

#### Defensive Tackle

50	Brock Boxen (Jr., 6-3, 290)
97	Brennan Williams (Jr., 6-1, 285)

#### Nose Tackle

91	Ibrahima Camara (Sr., 6-3, 285)
8	Darius Copeland (Sr., 6-1, 275)

#### Defensive End

94	Brian Reinke (Jr., 6-4, 255)
52	Josh Ward (So., 6-2, 240)

#### SAM Linebacker

10	Brian Bell (Jr., 6-3, 218)
23	Nathan Bischof (Jr., 6-2, 215)
25	Travonte Junius (Jr., 6-3, 210)

#### MIKE Linebacker

42	Andrew Hauser (R-Sr., 6-1, 230)
40	John Lako (So., 6-2, 230)

#### WILL Linebacker

5	Ulysees Gilbert III (Jr., 6-1, 225)
34	DeMarcus Lloyd (Sr., 6-0, 220)

#### Field Cornerback

24	Darian Dailey (R-Jr., 5-11, 180)
7	Jordan George (Jr., 6-0, 205)

#### Free Safety

1	Alvin Davis (So., 5-9, 170)
2	Shawn Featherstone (R-Jr., 6-2, 195)
29	Vince Lockett (So., 5-11, 205)

#### ROV

2	Shawn Featherstone (R-Jr., 6-2, 195)
31	Jamal Baggett (Jr. 5-11, 195)
18	Tyler Gilchrist (R-Fr., 5-10, 195)

#### Boundary Cornerback

4	Kyron Brown (Jr., 6-1, 190)
13	Denzel Butler (R-So., 5-9, 180)

### SPECIALISTS

#### Kicker

37	Tom O'Leary (R-Jr., 5-11, 195)
39	Zach Gingerich (Sr., 6-3, 200)

#### Punter

48	Nick Gasser (Jr., 6-0, 175)
47	Jerry Fitschen (So., 6-0, 210)
49	James Fonseca (R-Jr., 5-11, 170)

#### Long Snapper

88	Michael Buddenberg (Sr., 5-11, 220)
45	Brandon Junk (R-So., 6-2, 240)
27	Bubba Arslanian (Fr., 6-1, 210)

#### Holder

41	Kyle Foster (Jr., 6-2, 190)
1	Kato Nelson (R-Fr., 6-1, 205)
6	Nick Johns (R-So., 6-3, 225)

#### Punt Returner

11	A.J. Coney (R-Sr., 5-8, 180)
----	------------------------------

#### Kickoff Returner

7	Van Edwards, Jr. (Jr., 5-9, 210)
22	Deltron Sands (R-So., 5-8, 200)



### NUMERICAL ROSTER

1	Alvin Davis, Jr.	CB	So.	5-9	170
1	Kato Nelson	QB	R-Fr.	6-1	205
2	Shawn Featherstone	DB	R-Jr.	6-2	195
2	Alex Ramart	QB	Fr.	6-3	212
3	Kwadarrius Smith	WR	R-Jr.	5-9	165
3	DeMarkus Glover	LB	R-Fr.	6-1	220
4	Thomas Woodson	QB	Sr.	6-1	224
4	Kyron Brown	CB	Jr.	6-1	190
5	Ulysees Gilbert III	LB	Jr.	6-1	225
5	Tra'Von Chapman	WR	R-Sr.	6-1	215
6	Nick Johns	QB	R-So.	6-3	225
6	Jordyn Riley	DB	Fr.	5-10	180
7	Van Edwards, Jr.	RB	Jr.	5-9	210
7	Jordan George	DB	Jr.	6-0	205
8	Darius Copeland	DL	Sr.	6-1	275
8	Kevin Gladney	WR	R-Sr.	6-1	210
9	Manny Morgan	RB	Sr.	5-8	200
9	Jamal Davis II	DE	R-Jr.	6-4	235
10	Brian Bell	LB	Jr.	6-3	218
10	Mykel Traylor-Bennett	TE	R-Sr.	6-3	230
10	Robbie Kelley	QB	R-Jr.	6-2	215
11	A.J. Coney	WR	R-Sr.	5-8	180
11	Michael Kish	DE	Sr.	6-4	240
12	Darryl Long	TE	R-So.	6-4	250
12	DeAndre Brimage	DL	Fr.	6-0	276
12	Drew Hodgson	QB	Fr.	6-3	210
13	Denzel Butler	DB	So.	5-9	180
14	Dustin Burkhardt	WR	Fr.	6-0	188
15	Nate Stewart	WR	R-Fr.	6-2	210
15	Jeffrey Lubin	DB	Fr.	6-2	185
16	Jaquavis Dixon	WR	So.	6-2	200
16	Justin Sampson	DE	Fr.	6-2	210
17	Anthony Young	WR	Sr.	6-0	190
17	Cameron Lyons	LB/LS	Fr.	6-1	220
18	Tyler Gilchrist	S	R-Fr.	5-10	195
18	Malik Wooldridge	WR	Fr.	5-9	168
19	Andre Williams	WR	Fr.	5-10	178
19	Sammy Laster	LB	Fr.	5-11	185
20	Zaire Jacobs	DB	Fr.	5-11	185
21	Fransohn Bickley	WR	R-Sr.	5-6	150
22	Mikee Hayes	CB	Sr.	5-9	180
22	Deltron Sands	RB	R-So.	5-8	200
23	Nathan Bischof	DB	Jr.	6-2	215
24	Darian Dailey	CB	R-Jr.	5-11	180
25	Travonte Junius	LB	Jr.	6-3	210
26	Will Bayonne	RB	Fr.	5-10	220
27	Bubba Arslanian	LB/FB	Fr.	6-1	210
28	Mark Ellis	CB	So.	5-11	170
28	Jemarulin Suggs	RB	Fr.	5-11	174
29	Vince Lockett	S	So.	5-11	205
30	Chuck Turfe	RB	So.	5-11	195
31	Jamal Baggett	S	Jr.	5-11	195
32	Zach Guiser	S	Sr.	6-0	195
34	Warren Ball	RB	R-Sr.	6-1	225
34	DeMarcus Lloyd	LB	Sr.	6-0	220
35	Newman Williams	TE	Jr.	6-2	265
36	Kobie Booker	TE	Fr.	6-0	273
36	Caleb Green	DB	R-Jr.	6-0	205
37	Tom O'Leary	PK	R-Jr.	5-11	195
37	Jerome Cooper	DB	Fr.	5-11	195
38	Jonah Wieland	P	Fr.	6-1	215
38	Dayvon Robinson	DB	Fr.	6-1	175
39	Zach Gingerich	P/K	Sr.	6-3	200

# 2017 Akron Football Roster

No.	Name	Pos.	Yr.	Ht.	Wt.	Hometown   High School   Previous School
27	Bubba Arslanian	LB/FB	Fr.	6-1	210	Aurora, Ohio   Aurora
31	Jamal Baggett	S	Jr.	5-11	195	Oak Park, Ill.   Oak Park-River Forest
34	Warren Ball	RB	R-Sr.	6-1	225	Columbus, Ohio   St. Francis DeSales   Ohio State
43	Youssef Barakat	LB	So.	5-10	215	Akron, Ohio   St. Vincent-St. Mary
26	Will Bayonne	RB	Fr.	5-10	220	West Palm Beach, Fla.   King's Academy
10	Brian Bell	LB	Jr.	6-3	218	Valdosta, Ga.   Lowndes
21	Fransohn Bickley	WR	R-Sr.	5-6	150	Akron, Ohio   St. Vincent-St. Mary
23	Nathan Bischof	DB	Jr.	6-2	215	Akron, Ohio   St. Vincent-St. Mary
36	Kobie Booker	TE	Fr.	6-0	273	Barberton, Ohio   Barberton
50	Brock Boxen	DL	Jr.	6-3	290	New Galilee, Pa.   Beaver Falls
12	DeAndre Brimage	DL	Fr.	6-0	276	Akron, Ohio   East
4	Kyron Brown	CB	Jr.	6-1	190	Boynton Beach, Fla.   Boynton Beach
5	Trevor Brown	OL	So.	6-5	290	Clinton, Md.   Wise   Jireh Prep
88	Michael Buddenberg	LS	Sr.	5-11	220	Massillon, Ohio   Jackson
50	Undrea Bullard	OL	Jr.	6-6	300	St. Petersburg, Fla.   Gibbs
14	Dustin Burkhardt	WR	Fr.	6-0	188	Akron, Ohio   Coventry
13	Denzel Butler	DB	R-So.	5-9	180	Fort Lauderdale, Fla.   Coral Springs Charter   WW Wesleyan
46	Hugh Cade	CB	Jr.	5-8	160	Akron, Ohio   Buchtel
91	Ibrahima Camara	DL	Sr.	6-3	285	Reynoldsburg, Ohio   Reynoldsburg   Lackawanna
5	Tra'Von Chapman	WR	R-Sr.	6-1	215	Cincinnati, Ohio   Kent Roosevelt   Pittsburgh
61	Peyton Coffman	LS	R-Fr.	5-11	210	Grand Blanc, Mich.   Fenton
11	A.J. Coney	WR	R-Sr.	5-8	180	Orlando, Fla.   Oviedo   Weber State
37	Jerome Cooper	DB	Fr.	5-11	195	Detroit, Mich.   Stevenson
8	Darius Copeland	DL	Sr.	6-1	275	Ft. Myers, Fla.   Ft. Myers
72	Hunter Corne	OL	Fr.	6-4	292	Dunnellon, Fla.   Dunnellon
56	Brandon Council	OL	R-Fr.	6-4	325	Tar Heel, N.C.   West Bladen   Jireh Prep
24	Darian Dailey	CB	R-Jr.	5-11	180	Bradenton, Fla.   Manatee   Rutgers
1	Alvin Davis, Jr.	CB	So.	5-9	170	Fort Lauderdale, Fla.   Saint Thomas Aquinas
9	Jamal Davis II	DE	R-Jr.	6-4	235	Canton, Ohio   McKinley   Pittsburgh
16	Jaquavis Dixon	WR	So.	6-2	200	Oviedo, Fla.   Hagerty
64	Rueben Durkee	OL	Fr.	6-5	250	Akron, Ohio   Firestone
7	Van Edwards, Jr.	RB	Jr.	5-9	210	Cape Coral, Fla.   Island Coast
28	Mark Ellis	CB	So.	5-11	170	Williamstown, N.J.   Williamstown   West Virginia
57	Stephen Ericksen	OL	Fr.	6-3	305	Sherrodsville, Ohio   Carrollton
63	Nick Fazio	OL	Jr.	6-3	300	Streetsboro, Ohio   Streetsboro   Charleston
2	Shawn Featherstone	DB	R-Jr.	6-2	195	Pittsburgh, Pa.   Penn Hills
47	Jerry Fitschen	PK/P	So.	6-0	210	Orange, Calif.   Orange Lutheran
49	James Fonseca	PK/P	R-Jr.	5-11	170	Fontanay, Calif.   Summit   Riverside City College
41	Kyle Foster	P	Jr.	6-2	190	Parkersburg, W.Va.   Parkersburg
48	Nick Gasser	PK/P	Jr.	6-0	175	Liberty Township, Ohio   Lakota East
52	LaVonae Gauthney	OL	Sr.	6-1	285	Reynoldsburg, Ohio   Reynoldsburg   Hargrave (Va.) MA
7	Jordan George	DB	Jr.	6-0	205	Dayton, Ohio   Archbishop Alter
5	Ulysees Gilbert III	LB	Jr.	6-1	225	Ocala, Fla.   Trinity Catholic
18	Tyler Gilchrist	S	R-Fr.	5-10	195	Akron, Ohio   Hoban
39	Zach Gingerich	P/K	Sr.	6-3	200	Bellefontaine, Ohio   Bellefontaine
8	Kevin Gladney	WR	R-Sr.	6-1	210	Akron, Ohio   Firestone   Nebraska
3	DeMarkus Glover	LB	R-Fr.	6-1	220	St. Petersburg, Fla.   Northside Christian
36	Caleb Green	DB	R-Jr.	6-0	205	Powell, Ohio   Buckeye Valley   CC of San Francisco
39	Jason Grossman	WR	R-So.	5-11	165	Culver City, Calif.   Culver City
65	Hayden Grover	LS	Jr.	5-11	190	Spencer, N.Y.   Spencer-Van Etten Central
32	Zach Guiser	S	Sr.	6-0	195	Fayette City, Pa.   Greensburg Central Catholic
90	Matt Hanson	DL	Fr.	6-3	245	Fort Lauderdale, Fla.   Western
42	Andrew Hauser	LB	R-Sr.	6-1	230	Mason, Ohio   William Mason
22	Mikee Hayes	CB	Sr.	5-9	180	Ocala, Fla.   West Port
12	Drew Hodgson	QB	Fr.	6-3	210	Dublin, Ohio   Dublin Coffman
20	Zaire Jacobs	DB	Fr.	5-11	185	Miami Gardens, Fla.   St. Thomas Aquinas
6	Nick Johns	QB	R-So.	6-3	225	Leesburg, Va.   Gonzaga   Northeastern Okla. A&M
51	Devon Jones	DL	R-So.	6-4	225	Akron, Ohio   Coventry
55	Tony Jones	LB	R-Jr.	6-1	225	Duluth, Ga.   Peachtree Ridge   Pierce
25	Travonte Junius	LB	Jr.	6-3	210	Akron, Ohio   St. Vincent-St. Mary
45	Brandon Junk	TE	So.	6-2	240	Cleaver, Fla.   Central Catholic



No.	Name	Pos.	Yr.	Ht.	Wt.	Hometown / High School / Previous School
76	Rich Kallay	OL	So.	6-5	315	Largo, Fla.   Central Catholic
10	Robbie Kelley	QB	R-Jr.	6-2	215	Springfield, Ill.   Rochester   Quincy
11	Michael Kish	DE	Sr.	6-4	240	Pittsburgh, Pa.   Brentwood
40	John Lako	LB	So.	6-2	230	Monroe, Mich.   St. Mary Catholic
19	Sammy Laster	LB	Fr.	5-11	185	Miami Gardens, Fla.   Miami Central
75	Jovann Letuli	OL	Sr.	6-5	330	San Diego, Calif.   San Diego   Grossmont
34	DeMarcus Lloyd	LB	Sr.	6-0	220	Vienna, Ga.   Dooly County   Butler County CC
29	Vince Lockett	S	So.	5-11	205	Akron, Ohio   St. Vincent-St. Mary
12	Darryl Long	TE	R-So.	6-4	250	Columbus, Ohio   Westerville South   Kentucky
15	Jeffrey Lubin	DB	Fr.	6-2	185	Hollywood, Fla.   South Broward
17	Cameron Lyons	LB/LS	Fr.	6-1	220	Morgantown, W.Va.   Morgantown
77	Cedric McCoy	OL	R-Sr.	6-5	310	Palatka, Fla.   Palatka   Ellsworth CC
80	M.J. McGriff	WR	R-Fr.	5-8	190	Vero Beach, Fla.   Vero Beach
44	Dylan Meeks	TE/DL	Fr.	6-2	235	Orlando, Fla.   Dr. Phillips
56	Deon'Tae Moore	DE	Sr.	6-2	220	Akron, Ohio   Kenmore
9	Manny Morgan	RB	Sr.	5-8	200	Naples, Fla.   Naples
71	Shawn Muldowney II	OL	Fr.	6-4	295	Diamond, Ohio   Southeast
73	Jonathan Neeley	OL	R-Fr.	6-5	300	Youngstown, Ohio   Ursuline
1	Kato Nelson	QB	R-Fr.	6-1	205	Hollywood, Fla.   Flanagan
37	Tom O'Leary	PK	R-Jr.	5-11	195	Tucker, Ga.   St. Pius X Catholic
74	Xavier Quigley	OL	R-Sr.	6-1	290	Ankeny, Iowa   Ankeny   Iowa Western CC
2	Alex Ramart	QB	Fr.	6-3	212	Richmond, Texas   Foster
60	Dean Ramicone	LB	So.	6-0	200	Brunswick, Ohio   Brunswick
94	Brian Reinke	DL	Jr.	6-4	255	Akron, Ohio   Copley Senior
86	Trevon Richardson	WR	So.	5-7	160	Akron, Ohio   Kent Roosevelt
6	Jordyn Riley	DB	Fr.	5-10	180	Citra, Fla.   North Marion
66	Kyle Ritz	OL	Jr.	6-5	305	Willoughby, Ohio   Willoughby South
38	Dayvon Robinson	DB	Fr.	6-1	175	Paterson, N.J.   Kennedy
78	Austin Sample	OL	R-Fr.	6-3	300	Sylvania, Ohio   Northview
16	Justin Sampson	DE	Fr.	6-2	210	Akron, Ohio   St. Vincent-St. Mary
22	Deltron Sands	RB	R-So.	5-8	200	Fort Lauderdale, Fla.   St. Thomas Aquinas   Oregon St.
68	Andrew Siegman	DL	R-Fr.	6-3	300	Brecksville, Ohio   Brecksville-Broadview
3	Kwadarrus Smith	WR	R-Jr.	5-9	165	Orlando, Fla.   First Academy   Missouri
15	Nate Stewart	WR	R-Fr.	6-2	210	Bethlehem, Pa.   Pius X
28	Jemarulin Suggs	RB	Fr.	5-11	174	Akron, Ohio   East
10	Mykel Traylor-Bennett	TE	R-Sr.	6-3	230	Columbus, Ohio   Reynoldsburg
30	Chuck Turfe	RB	So.	5-11	195	Canton, Mich.   Canton
52	Josh Ward	LB	So.	6-2	240	Delray Beach, Fla.   American Heritage
38	Jonah Wieland	P	Fr.	6-1	215	Hudson, Ohio   Hudson
19	Andre Williams	WR	Fr.	5-10	178	Orlando, Fla.   Winter Park
97	Brennan Williams	DL	Jr.	6-1	285	Akron, Ohio   Firestone
35	Newman Williams	TE	Jr.	6-2	265	Akron, Ohio   St. Vincent-St. Mary
82	Austin Wolf	WR	Sr.	6-3	210	Lebanon, Ohio   Lebanon
54	Maverick Wolfley	LB	Fr.	6-3	225	Morgantown, W.Va.   Morgantown   West Virginia
4	Thomas Woodson	QB	Sr.	6-1	224	Monroeville, Pa.   Gateway Senior
18	Malik Wooldridge	WR	Fr.	5-9	168	Akron, Ohio   St. Vincent-St. Mary
17	Anthony Young	WR	Sr.	6-0	190	Medina, Ohio   Lakewood St. Edward   Indiana

**Team Captains:** Warren Ball, A.J. Coney, Zach Guiser

## COACHING STAFF

**Terry Bowden** (West Virginia '78), Head Coach

**Chuck Amato**, Associate Head Coach | Defensive Coordinator

**Todd Stroud**, Assistant Head Coach | Defensive Line | Recruiting Coordinator

**A.J. Milwee**, Offensive Coordinator | Quarterbacks

**Jeff Bowden**, Special Teams Coordinator | Wide Receivers

**Trent Boykin**, Tight Ends | H-Backs

**Brett Ekkens**, Offensive Line

**Eric Hickson**, Running Backs

**Otis Mounds**, Cornerbacks | Defensive Passing Game Coordinator

**Mike Woodford**, Safeties

**Hunter Bowden** (Offense), **Dylan Evans** (Defense), **Andy Kwon** (Offense), **Nick Verna** (Defense),

Graduate Assistants

## NUMERICAL ROSTER

39	Jason Grossman	WR	R-So.	5-11	165
40	John Lako	LB	So.	6-2	230
41	Kyle Foster	P	Jr.	6-2	190
42	Andrew Hauser	LB	R-Sr.	6-1	230
43	Youssef Barakat	LB	So.	5-10	215
44	Dylan Meeks	TE/DL	Fr.	6-2	235
45	Brandon Junk	TE	So.	6-2	240
46	Hugh Cade	CB	Jr.	5-8	160
47	Jerry Fitschen	PK/P	So.	6-0	210
48	Nick Gasser	PK/P	Jr.	6-0	175
49	James Fonseca	PK/P	R-Jr.	5-11	170
50	Brock Boxen	DL	Jr.	6-3	290
50	Undrea Bullard	OL	Jr.	6-6	300
51	Devon Jones	DL	R-So.	6-4	225
52	LaVonne Gauthney	OL	Sr.	6-1	285
52	Josh Ward	LB	So.	6-2	240
54	Maverick Wolfley	LB	Fr.	6-3	225
55	Tony Jones	LB	R-Jr.	6-1	225
56	Deon'Tae Moore	DE	Sr.	6-2	220
56	Brandon Council	OL	R-Fr.	6-4	325
57	Stephen Ericksen	OL	Sr.	6-3	305
59	Trevor Brown	OL	So.	6-5	290
60	Dean Ramicone	LB	So.	6-0	200
61	Peyton Coffman	LS	R-Fr.	5-11	210
63	Nick Fazio	OL	Jr.	6-3	300
64	Rueben Durkee	OL	Fr.	6-5	250
65	Hayden Grover	LS	Jr.	5-11	190
66	Kyle Ritz	OL	Jr.	6-5	305
68	Andrew Siegman	DL	R-Fr.	6-3	300
71	Shawn Muldowney II	OL	Fr.	6-4	295
72	Hunter Corne	OL	Fr.	6-4	292
73	Jonathan Neeley	OL	R-Fr.	6-5	300
74	Xavier Quigley	OL	R-Sr.	6-1	290
75	Jovann Letuli	OL	Sr.	6-5	330
76	Rich Kallay	OL	So.	6-5	315
77	Cedric McCoy	OL	R-Sr.	6-5	310
78	Austin Sample	OL	R-Fr.	6-3	300
80	M.J. McGriff	WR	R-Fr.	5-8	190
82	Austin Wolf	WR	Sr.	6-3	210
86	Trevon Richardson	WR	So.	5-7	160
88	Michael Buddenberg	LS	Fr.	5-11	220
90	Matt Hanson	DL	Fr.	6-3	245
91	Ibrahima Camara	DL	Sr.	6-3	285
94	Brian Reinke	DL	Jr.	6-4	255
97	Brennan Williams	DL	Jr.	6-1	285

## PRONUNCIATION GUIDE

Fransohn Bickley	FRAN-shawn
Tra'Von Chapman	TRAY-von
LaVonne Gauthney	La-von Goth-knee
Devon Jones	Da-Vaughn
Travonte Junius	Tra-VON-tay
Rich Kallay	Kay-Lay
John Lako	LAKE-oh
Alex Ramart	ruh-mart
Brian Reinke	RINE-key
Jemarulin Suggs	juh-marlin
Mykel Traylor-Bennett	Michael
Chuck Turfe	TUR-fee



## CAREER HIGHS

### OFFENSE

#### #34 RB WARREN BALL

Rushes ..... 28 at Troy, 9-23-17  
 Yards ..... 146 vs. UAPB, 9-9-17  
 Long ..... 43 vs. VMI, 9-3-16  
 TD ..... 3 vs. UAPB, 9-9-17  
 Receptions ..... 4 vs. Iowa State, 9-16-17  
 Yards ..... 12 vs. VMI, 9-3-16  
 Long ..... 12 vs. VMI, 9-3-16  
 TD ..... 1 vs. Iowa State, 9-16-17

#### #21 WR FRANSOHN BICKLEY

Receptions ..... 6 at Miami, 10-19-13  
 Yards ..... 79 vs. Louisiana, 9-21-13  
 Long ..... 45 vs. Kent State, 11-2-12  
 TD ..... 2 vs. Louisiana, 9-21-13  
 Rushes ..... 3 at Bowling Green, 9-28-13  
 Yards ..... 22 at Bowling Green, 9-28-13  
 Long ..... 9 at Bowling Green, 9-28-13  
 TD ..... 0  
 KOR ..... 3 (twice), last vs. Bowling Green, 9-28-13  
 KOR Yards ..... 68 vs. Louisiana, 9-21-13  
 KOR Long ..... 26 vs. Louisiana, 9-21-13

#### #36 TE KOBIE BOOKER

Receptions ..... 2 at Western Michigan, 10-15-17  
 Yards ..... 34 at Western Michigan, 10-15-17  
 Long ..... 21 at Western Michigan, 10-15-17  
 TD ..... 1 at Western Michigan, 10-15-17  
 KOR ..... 1 at Bowling Green, 9-30-17  
 KOR Yards ..... 11 at Bowling Green, 9-30-17  
 KOR Long ..... 11 at Bowling Green, 9-30-17

#### #14 WR DUSTIN BURKHART

Receptions ..... 1 vs. UAPB, 9-9-17  
 Yards ..... 25 vs. UAPB, 9-9-17  
 Long ..... 25 vs. UAPB, 9-9-17  
 TD .....

#### #5 WR TRA'VON CHAPMAN

Receptions ..... 8 vs. Iowa State, 9-16-17  
 Yards ..... 55 vs. UAPB, 9-9-17  
 Long ..... 22 vs. UAPB, 9-9-17  
 TD .....  
 Rushes... 14 (twice), last vs. #23 Western Michigan, 10-15-16  
 Yards ..... 80 vs. Miami, 10-8-16  
 Long ..... 70 vs. Miami, 10-8-16  
 TD ..... 1 (4X), last vs. Bowling Green, 11-9-16  
 Completions ..... 15 vs. Miami, 10-8-16  
 Attempts ..... 31 vs. #23 Western Michigan, 10-15-16  
 Passing Yards ..... 237 at Kent State, 10-1-16  
 TD ..... 3 vs. Miami, 10-8-16  
 Long Pass ..... 53 vs. Savannah State, 9-19-15

#### #11 WR A.J. CONEY

Receptions ..... 6 vs. Ball State, 10-7-17  
 Yards ..... 90 vs. Ball State, 10-7-17  
 Long ..... 42 vs. Utah State, 12-22-15  
 TD ..... 1 (3X), last at Bowling Green, 9-30-17  
 PR ..... 3 (twice), last vs. Buffalo, 11-21-15  
 PR Yards ..... 19 vs. Buffalo, 11-21-15  
 PR Long ..... 10 vs. Pittsburgh, 9-12-15  
 KOR ..... 2 (twice), last vs. Toledo, 11-2-16  
 KOR Yards ..... 41 at Buffalo, 10-27-16  
 KOR Long ..... 23 at Buffalo, 10-27-16  
 Tackles ..... 2 at Louisiana, 9-26-15  
 Solo ..... 1 at Louisiana, 9-26-15  
 Asst. .... 1 at Louisiana, 9-26-15

#### #7 RB VAN EDWARDS

Rushes ..... 20 vs. Bowling Green, 11-9-16  
 Yards ..... 112 at Ball State, 10-22-16  
 Long ..... 45 at Ball State, 10-22-16  
 TD ..... 1 (5X), last at Bowling Green, 9-30-17  
 Receptions ..... 2 vs. Miami, 10-8-16  
 Yards ..... 27 at Kent State, 10-1-16  
 Long ..... 27 at Kent State, 10-1-16  
 TD ..... 1 at Kent State, 10-1-16  
 KOR ..... 4 (twice), last at Ball State, 10-22-16  
 KOR Yards ..... 156 at Kent State, 10-1-16  
 KOR Long ..... 75 at Kent State, 10-1-16

#### #8 WR KEVIN GLADNEY

Receptions ..... 3 vs. Iowa State, 9-16-17  
 Yards ..... 19 vs. Toledo, 11-2-16  
 Long ..... 14 vs. Toledo, 11-2-16  
 TD .....

#### #6 QB NICK JOHNS

Completions ..... 1 at #6 Penn State, 9-2-17  
 Attempts ..... 2 at #6 Penn State, 9-2-17  
 Passing Yards ..... 4 at #6 Penn State, 9-2-17  
 TD .....  
 Long Pass ..... 4 at #6 Penn State, 9-2-17

#### #45 TE BRANDON JUNK

Receptions ..... 1 vs. UAPB, 9-9-17  
 Yards ..... 10 vs. UAPB, 9-9-17  
 Long ..... 10 vs. UAPB, 9-9-17  
 TD .....

#### #10 QB ROBBIE KELLEY

Completions ..... 1 vs. UAPB, 9-9-17  
 Attempts ..... 2 (twice), last vs. UAPB, 9-9-17  
 Passing Yards ..... 25 vs. UAPB, 9-9-17  
 TD .....  
 Long Pass ..... 25 vs. UAPB, 9-9-17

#### #9 RB MANNY MORGAN

Rushes ..... 18 at Marshall, 9-17-16  
 Yards ..... 130 at Marshall, 9-17-16  
 Long ..... 61 at Marshall, 9-17-16  
 TD ..... 1 (twice), last at Western Michigan, 10-15-17  
 Receptions ..... 2 at Western Michigan, 10-15-17  
 Yards ..... 13 at Troy, 9-23-17  
 Long ..... 13 at Troy, 9-23-17  
 TD .....  
 KOR ..... 1 at Western Michigan, 10-15-17  
 KOR Yards ..... 5 at Western Michigan, 10-15-17  
 KOR Long ..... 5 at Western Michigan, 10-15-17

#### #1 QB KATO NELSON

Completions ..... 2 vs. Iowa State, 9-16-17  
 Attempts ..... 4 vs. Iowa State, 9-16-17  
 Passing Yards ..... 53 vs. Iowa State, 9-16-17  
 TD .....  
 Long Pass ..... 32 vs. Iowa State, 9-16-17  
 Rushes ..... 9 at #6 Penn State, 9-2-17  
 Yards ..... 39 at #6 Penn State, 9-2-17  
 Long ..... 20 at Bowling Green, 9-30-17  
 TD .....

#### #22 RB DELTRON SANDS

Rushes ..... 7 vs. UAPB, 9-9-17  
 Yards ..... 52 vs. Ball State, 10-7-17  
 Long ..... 32 vs. Ball State, 10-7-17  
 TD ..... 1 (twice), last vs. Ball State, 10-7-17  
 Receptions .....  
 Yards .....  
 Long .....  
 TD .....  
 KOR ..... 3 at Bowling Green, 9-30-17  
 KOR Yards ..... 79, at Bowling Green, 9-30-17  
 KOR Long ..... 34 at Bowling Green, 9-30-17

#### #3 WR KWADARRIUS SMITH

Receptions ..... 4 (twice), last at Troy, 9-23-17  
 Yards ..... 103 at Troy, 9-23-17  
 Long ..... 45 vs. Iowa State, 9-16-17  
 TD ..... 1 (4X), last vs. Ball State, 10-7-17  
 KOR ..... 2 at Western Michigan, 10-15-17  
 KOR Yards ..... 46 at Western Michigan, 10-15-17  
 KOR Long ..... 29 at Western Michigan, 10-15-17

#### #15 WR NATE STEWART

Receptions ..... 1 (twice), last vs. Iowa State, 9-16-17  
 Yards ..... 32 vs. Iowa State, 9-16-17  
 Long ..... 32 vs. Iowa State, 9-16-17  
 TD .....

#### #30 RB CHUCK TURFE

Rushes ..... 1 (twice), last vs. Ball State, 10-7-17  
 Yards ..... 8 vs. Ball State, 10-7-17  
 Long ..... 8 vs. Ball State, 10-7-17  
 TD .....  
 Tackles ..... 1 at Bowling Green, 9-30-17  
 Solo .....  
 Asst. .... 1 at Bowling Green, 9-30-17



### CAREER HIGHS

#### #19 WR ANDRE WILLIAMS

Receptions .....  
 Yards .....  
 Long .....  
 TD .....  
 Rushes ..... 1 at #6 Penn State, 9-2-17  
 Yards ..... 7 at #6 Penn State, 9-2-17  
 Long ..... 7 at #6 Penn State, 9-2-17  
 TD .....  
 Tackles ..... 1 vs. Iowa State, 9-16-17  
 Solo ..... 1 vs. Iowa State, 9-16-17  
 Asst. ....

#### #35 TE NEWMAN WILLIAMS

Receptions ..... 2 (3X), last at Ball State, 10-22-16  
 Yards ..... 32 vs. Savannah State, 9-19-15  
 Long ..... 16 vs. Savannah State, 9-19-15  
 TD ..... 1 vs. Kent State, 11-27-15

#### #82 WR AUSTIN WOLF

Receptions ..... 7 vs. Appalachian State, 9-24-16  
 Yards ..... 91 at Ball State, 10-22-16  
 Long ..... 44 vs. #23 Western Michigan, 10-15-16  
 TD ..... 1 (10X), last vs. Ball State, 10-7-17  
 Tackles ..... 1 at Eastern Michigan, 10-10-15  
 Solo ..... 1 at Eastern Michigan, 10-10-15  
 Assists .....  
 FR ..... 1 at Eastern Michigan, 10-10-15

#### #4 QB THOMAS WOODSON

Completions ..... 31 vs. Appalachian State, 9-24-16  
 Attempts ..... 45 at Ohio, 10-18-14  
 Passing Yards ..... 407 vs. VMI, 9-3-16  
 TD ..... % 6 vs. VMI, 9-3-16  
 Long Pass ..... 72 at Louisiana, 9-26-15  
 Rushes ..... 16 vs. Utah State, 12-22-15  
 Yards ..... 93 at Louisiana, 9-26-15  
 Long ..... 40 vs. Eastern Michigan, 10-4-14  
 TD ..... 1 (4X), last at Bowling Green, 9-30-17  
 Receptions ..... 1 vs. Utah State, 12-22-15  
 Yards ..... 14 vs. Utah State, 12-22-15  
 Long ..... 14 vs. Utah State, 12-22-15  
 TD ..... 1 vs. Utah State, 12-22-15  
 Tackles ..... 1 (twice), last vs. VMI, 9-3-16  
 Solos ..... 1 (twice), last vs. VMI, 9-3-16  
 Asst. ....

*% school record*

#### #17 WR ANTHONY YOUNG

Receptions ..... 4 (twice), last at #10 Wisconsin, 9-10-16  
 Yards ..... 81 vs. Savannah State, 9-19-15  
 Long ..... 53 vs. Savannah State, 9-19-15  
 TD .....

### DEFENSE

#### #31 S JAMAL BAGGETT

Tackles ..... 2 at Marshall, 9-17-16  
 Solo ..... 1 (twice), last vs. Ball State, 10-7-17  
 Asst. .... 1 (twice), last at Marshall, 9-17-16

#### #10 LB BRIAN BELL

Tackles ..... 11 vs. Toledo, 11-2-16  
 Solo ..... 7 vs. Toledo, 11-2-16  
 Asst. .... 4 (twice), last vs. Toledo, 11-2-16  
 TFL ..... 2.0 vs. Appalachian State, 9-24-16  
 QBH ..... 1 vs. Miami, 10-8-16  
 KOR ..... 1 at Troy, 9-23-17  
 KOR Yards .....  
 KOR Long .....

#### #23 DB NATHAN BISCHOF

Tackles ..... 3 at Troy, 9-23-17  
 Solo ..... 2 (5X), last at Western Michigan, 10-15-17  
 Asst. .... 2 (twice), last vs. UAPB, 9-9-17  
 Sacks ..... 1.0 vs. Ball State, 10-7-17  
 TFL ..... 1.0 (twice), last at Western Michigan, 10-15-17  
 FR ..... 1 vs. Miami, 10-8-16  
 PBU ..... 1 vs. Ball State, 10-7-17

#### #50 DT BROCK BOXEN

Tackles ..... 6 vs. VMI, 9-3-16  
 Solo ..... 4 vs. VMI, 9-3-16  
 Asst. .... 4 at Marshall, 9-17-16  
 Sacks ..... 1.0 (twice), last vs. #23 Western Michigan, 10-15-16  
 TFL ..... 1.5 (twice), last vs. Miami, 10-8-16  
 FF ..... 1 vs. Pittsburgh, 9-12-15  
 QBH ..... 2 at Marshall, 9-17-16  
 Blocked FG ..... 1 vs. VMI, 9-3-16

#### #12 DL DeANDRE BRIMAGE

Tackles ..... 1 vs. UAPB, 9-9-17  
 Solo .....  
 Asst. .... 1 vs. UAPB, 9-9-17

#### #4 CB KYRON BROWN

Tackles ..... 4 (5X), last vs. Ball State, 10-7-17  
 Solo ..... 4 (twice), last vs. Ball State, 10-7-17  
 Asst. .... 3 at Massachusetts, 11-7-15  
 INT ..... 1 (5X), last at Western Michigan, 10-15-17  
 INT TD ..... 1 at Bowling Green, 9-30-17  
 PBU ..... 2 vs. Iowa State, 9-16-17  
 FF ..... 1 vs. Iowa State, 9-16-17

#### #13 DB DENZEL BUTLER

Tackles ..... 4 (twice), last at Bowling Green, 9-30-17  
 Solo ..... 3 at Bowling Green, 9-30-17  
 Asst. .... 3 at Troy, 9-23-17  
 TFL ..... 0.5 at #6 Penn State, 9-2-17  
 FR ..... 1 at Troy, 9-23-17  
 PBU ..... 1 vs. UAPB, 9-9-17

#### #46 CB HUGH CADE

Tackles ..... 1 vs. UAPB, 9-9-17  
 Solo ..... 1 vs. UAPB, 9-9-17  
 Asst. ....

#### #91 DL IBRAHIMA CAMARA

Tackles ..... 7 vs. #23 Western Michigan, 10-15-16  
 Solo ..... 4 at Buffalo, 10-27-16  
 Asst. .... 5 vs. #23 Western Michigan, 10-15-16  
 Sacks ..... 1.0 at Troy, 9-23-17  
 TFL ..... 1.0 (twice), last at Troy, 9-23-17  
 PBU ..... 1 at Troy, 9-23-17

#### #8 DL DARIUS COPELAND

Tackles ..... 9 vs. VMI, 9-3-16  
 Solo ..... 3 at Kent State, 10-1-16  
 Asst. .... 7 vs. VMI, 9-3-16  
 Sacks ..... 1.0 at Kent State, 10-1-16  
 TFL ..... 1.5 vs. VMI, 9-3-16  
 FF ..... 1 at Western Michigan, 10-15-17  
 QBH ..... 1 vs. UAPB, 9-9-17

#### #24 CB DARIAN DAILEY

Tackles ..... 6 vs. Iowa State, 9-16-17  
 Solo ..... 4 (twice), last at Bowling Green, 9-30-17  
 Asst. .... 3 (twice), last vs. Ball State, 10-7-17  
 TFL ..... 1.0 at Western Michigan, 10-15-17  
 INT ..... 1 (twice), last vs. Ball State, 10-7-17  
 PBU ..... 1 (4X), last at Western Michigan, 10-15-17

#### #1 CB ALVIN DAVIS

Tackles ..... 15 at Ball State, 10-22-16  
 Solo ..... 10 at Western Michigan, 10-15-17  
 Asst. .... 7 at Ball State, 10-22-16  
 TFL ..... 1 at #6 Penn State, 9-2-17  
 FF ..... 1 vs. Iowa State, 9-16-17  
 FR ..... 1 (twice), last at Bowling Green, 9-30-17  
 PBU ..... 1 (3X), last at Western Michigan, 10-15-17

#### #9 DE JAMAL DAVIS

Tackles ..... 6 (3X), last at Western Michigan, 10-15-17  
 Solo ..... 5 vs. Iowa State, 9-16-17  
 Asst. .... 3 (twice), last at Western Michigan, 10-15-17  
 Sacks ..... 1.0 (twice), last vs. Ball State, 10-7-17  
 TFL ..... 3.5 vs. UAPB, 9-9-17  
 QBH ..... 1 at Troy, 9-23-17

#### #28 CB MARK ELLIS

Tackles ..... 1 vs. Ball State, 10-7-17  
 Solo ..... 1 vs. Ball State, 10-7-17  
 Asst. ....



CAREER HIGHS

#2 DB SHAWN FEATHERSTONE

Tackles ..... 11 at Troy, 9-23-17
Solo ..... 7 (twice), last at Troy, 9-23-17
Asst. .... 8 at Marshall, 9-17-16
TFL..... 1.0 vs. VMI, 9-3-16
FF..... 1 at Bowling Green, 9-30-17
PBU..... 1 (twice), last vs. Appalachian State, 9-24-16
QBH..... 1 vs. #23 Western Michigan, 10-15-16

#7 CB JORDAN GEORGE

Tackles ..... 9 vs. Toledo, 11-2-16
Solo ..... 5 (twice), last vs. Ball State, 10-7-17
Asst. .... 6 (twice), last vs. Toledo, 11-2-16
TFL..... 1.0 (6X), last at Troy, 9-23-17
INT ..... 1 (twice), last at Bowling Green, 9-30-17
FF..... 1 at Bowling Green, 9-30-17
PBU..... 2 at Troy, 9-23-17

#5 LB ULYSEES GILBERT III

Tackles ..... 17 at Ball State, 10-22-16
Solo ..... 10 at Kent State, 10-1-16
Asst. .... 12 at Ball State, 10-22-16
Sacks..... 2.0 vs. Bowling Green, 11-9-16
INT ..... 1 vs. UAPB, 9-9-17
INTTD..... 1 vs. UAPB, 9-9-17
TFL..... 3.0 (3X), last vs. Bowling Green, 11-9-16
FF ..... 1 (twice), last vs. Bowling Green, 11-9-16
PBU..... 2 at Buffalo, 10-27-16
QBH ..... 2 (twice), last vs. Ball State, 10-7-17
PR..... 1 at Marshall, 9-17-16
PR TD ..... 1 at Marshall, 9-17-16

#18 S TYLER GILCHRIST

Tackles ..... 2 vs. Ball State, 10-7-17
Solo ..... 2 vs. Ball State, 10-7-17
Asst. ....

#3 LB DEMARKUS GLOVER

Tackles ..... 1 (3X), last at Western Michigan, 10-15-17
Solo ..... 1 (twice), last at Western Michigan, 10-15-17
Asst. .... 1 at Bowling Green, 9-30-17

#32 S ZACH GUISER

Tackles ..... 15 vs. Appalachian State, 9-24-16
Solo ..... 8 at #6 Penn State, 9-2-17
Asst. .... 8 vs. Appalachian State, 9-24-16
Sacks..... 1.0 at Kent State, 10-1-16
TFL..... 1.0 (3X), last at #6 Penn State, 9-2-17
INT ..... 1 (4X), last at #6 Penn State, 9-2-17
FF..... 1 at Miami (Ohio), 11-14-15
PBU..... 1 (6X), last vs. Iowa State, 9-16-17
Blocked punt ..... 1 at Marshall, 9-17-16

#42 LB ANDREW HAUSER

Tackles ..... 13 vs. Ball State, 10-7-17
Solo ..... 7 vs. Ball State, 10-7-17
Asst. .... 6 vs. Ball State, 10-7-17
TFL..... 1.5 vs. VMI, 9-3-16
INT ..... 1 vs. Ball State, 10-7-17
FF..... 1 at Bowling Green, 9-30-17
Blocked punt ..... 1 at Eastern Michigan, 10-10-15
Blocked PAT..... 1 at Bowling Green, 9-30-17

#22 CB MIKEE HAYES

Tackles ..... 1 (3X), last vs. Ball State, 10-7-17
Solo ..... 1 (twice), last vs. Ball State, 10-7-17
Asst. .... 1 vs. UAPB, 9-9-17
TFL..... 0.5 vs. UAPB, 9-9-17
PBU..... 1 vs. UAPB, 9-9-17
KOR..... 1 at #10 Wisconsin, 9-10-16
KOR Yards ..... 1 at #10 Wisconsin, 9-10-16
KOR Long ..... 1 at #10 Wisconsin, 9-10-16

20 DB ZAIRE JACOBS

Tackles ..... 1 vs. UAPB, 9-9-17
Solo ..... 1 vs. UAPB, 9-9-17
Asst. ....

#51 DL DEVON JONES

Tackles ..... 1 vs. UAPB, 9-9-17
Solo .....
Asst. .... 1 vs. UAPB, 9-9-17

#25 LB TRAVONTE JUNIUS

Tackles ..... 3 vs. UAPB, 9-9-17
Solo ..... 1 (3X), last vs. Iowa State, 9-16-17
Asst. .... 2 (twice), last vs. UAPB, 9-9-17
TFL..... 0.5 at #10 Wisconsin, 9-10-16

#11 DE MICHAEL KISH

Tackles ..... 4 vs. UAPB, 9-9-17
Solo ..... 2 vs. UAPB, 9-9-17
Asst. .... 2 vs. UAPB, 9-9-17
TFL..... 1.0 vs. UAPB, 9-9-17

#40 LB JOHN LAKO

Tackles ..... 13 vs. #23 Western Michigan, 10-15-16
Solo ..... 7 at Bowling Green, 9-30-17
Asst. .... 11 vs. #23 Western Michigan, 10-15-16
Sacks..... 0.5 vs. Ball State, 10-7-17
INT ..... 1 (twice), last vs. Ball State, 10-7-17
INTTD..... 1 vs. Ball State, 10-7-17
TFL..... 1.5 vs. Ball State, 10-7-17
FF..... 1 at Troy, 9-23-17
PBU..... 1 vs. Miami, 10-8-16
QBH..... 1 at Bowling Green, 9-30-17

#3 LB DEMARCUS LLOYD

Tackles ..... 5 (twice), last vs. UAPB, 9-9-17
Solo ..... 3 (twice), last vs. UAPB, 9-9-17
Asst. .... 3 at Marshall, 9-17-16
Sacks..... 0.5 vs. UAPB, 9-9-17
TFL..... 1.5 vs. Miami, 10-8-16
INT ..... 1 at Marshall, 9-17-16
QBH ..... 1 at Marshall, 9-17-16

#29 DB VINCE LOCKETT

Tackles ..... 1 (3X), last at Ball State, 10-22-16
Solo ..... 1 (twice), last vs. Miami, 10-8-16
Asst. .... 1 at Ball State, 10-22-16

#56 DE DEON'TAE MOORE

Tackles ..... 4 at Bowling Green, 9-30-17
Solo ..... 3 at Kent State, 10-1-16
Asst. .... 2 (5X), last vs. Bowling Green, 11-9-16
TFL..... 1.5 at Marshall, 9-17-16
Sacks..... 1.0 (3X), last vs. Ball State, 10-7-17
FF..... 1 at Marshall, 9-17-16
FR..... 1 at Bowling Green, 9-30-17
QBH ..... 1 at Marshall, 9-17-16
PBU..... 1 at Kent State, 10-1-16

#94 DL BRIAN REINKE

Tackles ..... 5 (twice), last at Western Michigan, 10-15-17
Solo ..... 3 at Western Michigan, 10-15-17
Asst. .... 4 vs. Ball State, 10-7-17
Sacks ..... 1.0 at Western Michigan, 10-15-17
TFL..... 1.0 (3X), last at Western Michigan, 10-15-17
PBU..... 1 at Bowling Green, 9-30-17
QBH ..... 1 at Bowling Green, 9-30-17

#16 DE JUSTIN SAMPSON

Tackles ..... 2 vs. Ball State, 10-7-17
Solo ..... 1 (twice), last vs. Iowa State, 9-16-17
Asst. ....
Sacks..... 1.0 vs. UAPB, 9-9-17
TFL..... 1.0 vs. UAPB, 9-9-17

#52 JOSH WARD

Tackles ..... 4 vs. Iowa State, 9-16-17
Solo ..... 2 (twice), last vs. Ball State, 10-7-17
Asst. .... 3 vs. Iowa State, 9-16-17
TFL..... 1.0 (twice), last at #6 Penn State, 9-2-17
Sacks..... 1.0 at Ohio, 11-22-16
FF..... 1 at Ohio, 11-22-16
PBU..... 1 at Bowling Green, 9-30-17
QBH ..... 1 (twice), last at Bowling Green, 9-30-17

#97 DL BRENNAN WILLIAMS

Tackles ..... 4 vs. Appalachian State, 9-24-16
Solo ..... 2 (4X), last at Troy, 9-23-17
Asst. .... 2 (twice), last vs. Appalachian State, 9-24-16
Sacks..... 1.0 vs. Savannah State, 9-19-15
TFL..... 1.0 (twice), last at Eastern Michigan, 10-10-15
FR..... 1 vs. Appalachian State, 9-24-16
QBH ..... 1 at Marshall, 9-17-16



## CAREER HIGHS

### SPECIALISTS

#### #88 LS MICHAEL BUDDENBERG

FR..... 1 at Louisiana, 9-26-15  
 Tackles ..... 1 (9X), last at Western Michigan, 10-15-17  
 Solo ..... 1 (6X), last at Western Michigan, 10-15-17  
 Asst. .... 1 (3X), last at Buffalo, 10-27-16

#### #47 P JERRY FITSCHEN

Punts ..... 1 vs. VMI, 9-3-16  
 Yards ..... 29 vs. VMI, 9-3-16  
 Game Avg. .... 29.0 vs. VMI, 9-3-16  
 Long..... 20 vs. VMI, 9-3-16  
 Inside 20 .....

Kickoffs ..... 1 vs. VMI, 9-3-16  
 Yards ..... 56 vs. VMI, 9-3-16  
 Game Avg. .... 56.0 vs. VMI, 9-3-16

#### #49 P JAMES FONSECA

Punts ..... 1 vs. UAPB, 9-9-17  
 Yards ..... 15 vs. UAPB, 9-9-17  
 Game Avg. .... 15.0 vs. UAPB, 9-9-17  
 Long..... 15 vs. UAPB, 9-9-17  
 Inside 20 .....

#### #48 P NICK GASSER

Punts ..... 11 at #6 Penn State, 9-2-17  
 Yards ..... 435 at #6 Penn State, 9-2-17  
 Game Avg. .... 45.8 at Troy, 9-23-17  
 Long..... 59 vs. Ball State, 10-7-17  
 Inside 20 ..... 4 vs. #23 Western Michigan, 10-15-16

Kickoffs ..... 9 vs. UAPB, 9-9-17  
 Yards ..... 551 vs. UAPB, 9-9-17  
 Game Avg. .... 65.0 at Ball State, 10-22-16

Tackles ..... 1 (twice), last vs. UAPB, 9-9-17  
 Solo ..... 1 (twice), last vs. UAPB, 9-9-17  
 Asst. ....

#### #39 PK ZACH GINGERICH

Kickoffs ..... 2 vs. Appalachian State, 9-24-16  
 Yards ..... 117 vs. Appalachian State, 9-24-16  
 Game Avg. .... 65.0 at #6 Penn State, 9-2-17

#### #37 PK TOM O'LEARY

Kickoffs ..... 11 at Marshall, 9-17-16  
 Yards ..... 648 at Marshall, 9-17-16  
 Game Avg. .... 65.0 vs. #23 Western Michigan, 10-15-16

Field Goals Made... 2 (twice), last vs. Bowling Green, 11-9-16  
 FG Attempted ..... 2 (4X), last at Troy, 9-23-17  
 Long..... 48 vs. Ball State, 10-7-17  
 Consecutive FG .....

PAT Made ..... 8 at Marshall, 9-17-16  
 PAT Attempted ..... 9 at Marshall, 9-17-16  
 Consecutive PAT..... 7



2017 PLAYER PARTICIPATION

NO.	PLAYER	2017 GP-GS	CAREER GP-GS	PSU	UAPB	ISU	TROY	BGSU	BSU	WMU	TOLEDO	BUFF	MIAMI	OHIO	KSU
31	BAGGETT, Jamal	4-0	12-0	XXX	XXX	...	...	...	XXX	XXX					
34	BALL, Warren	5-5	40-7 *	RB	RB	RB	RB	RB	...	...	...	...	...	...	...
1D	BELL, Brian	7-4	31-14	XXX	XXX	XXX	SAM	SAM	SAM	SAM					
21	BICKLEY, Fransohn	4-1	27-9	WR	...	XXX	...	...	XXX	XXX					
23	BISCHOF, Nathan	7-2	27-2	SAM	SAM	XXX	XXX	XXX	XXX	XXX					
36	BOOKER, Kobie \$	5-1	5-1	...	...	XXX	XXX	XXX	XXX	XXX					
50	BOXEN, Brock	7-6	24-14	XXX	NT	DT	DT	DT	DT	DT					
2G	BRIMAGE, DeAndre \$	3-0	3-0	...	XXX	XXX	...	...	...	XXX					
4	BROWN, Kyrion	7-7	32-8	CB	CB	CB	CB	CB	CB	CB					
59	BROWN, Trevor	7-7	12-8	LT	LT	LT	LT	LT	LT	LT					
88	BUDDENBERG, Michael	7-0	44-0	XXX	XXX	XXX	XXX	XXX	XXX	XXX					
5H	BULLARD, Undrea	2-0	6-0	...	...	XXX	XXX	...	XXX	...					
14	BURKHART, Dustin \$	7-0	7-0	XXX	XXX	XXX	XXX	XXX	XXX	XXX					
13	BUTLER, Denzel	7-1	7-1	XXX	XXX	XXX	S	XXX	XXX	XXX					
46	CADE, Hugh	2-0	2-0	...	XXX	...	...	...	XXX	...					
91	CAMARA, Ibrahima	7-5	17-10	DT	XXX	XXX	NT	NT	NT	NT					
5	CHAPMAN, Tra'Von	7-3	19-9	WR	XXX	XXX	WR	XXX	WR	XXX					
11	CONEY, A.J.	7-7	31-13	WR	WR	WR	WR	WR	WR	WR					
8	COPELAND, Darius	6-3	36-15	NT	XXX	NT	...	XXX	XXX	...					
6G	COUNCIL, Brandon #	3-2	3-2	XXX	LG	...	...	...	...	LG					
24	DAILEY, Darian	7-7	7-7	CB	CB	CB	CB	CB	CB	CB					
1	DAVIS, Alvin	7-6	19-13	FS	FS	FS	XXX	FS	FS	FS					
9D	DAVIS, Jamal	7-6	7-6	DE	DE	DE	DE	DE	XXX	DE					
7	EDWARDS, Van	7-2	29-9	XXX	RB	XXX	XXX	XXX	RB	XXX					
28	ELLIS, Mark	1-0	1-0	...	...	...	...	...	XXX	...					
57	ERICKSEN, Stephen	7-7	30-20	LG	C	LG	LG	LG	LG	C					
63	FAZIO, Nick	3-0	3-0	...	XXX	...	...	...	XXX	XXX					
2	FEATHERSTONE, Shawn	7-2	19-4	XXX	XXX	XXX	XXX	S	S	XXX					
47	FITSCHEN, Jerry	1-0	1-0	...	...	...	...	...	...	...					
49	FONSECA, James	1-0	2-0	...	XXX	...	...	...	...	...					
41	FOSTER, Kyle	6-0	30-0	...	XXX	XXX	XXX	XXX	XXX	XXX					
48	GASSER, Nick	7-0	19-0	XXX	XXX	XXX	XXX	XXX	XXX	XXX					
2F	GAUTHNEY, LaVonne	4-4	28-18	C	...	...	C	C	C	...					
7D	GEORGE, Jordan	7-2	26-7	XXX	XXX	CB	S	XXX	XXX	XXX					
5D	GILBERT, Ulysees	7-7	32-19	WILL	WILL	WILL	WILL	WILL	WILL	WILL					
18	GILCHRIST, Tyler	3-0	3-0	...	...	XXX	XXX	...	XXX	...					
39	GINGERICH, Zach #	1-0	4-0	...	XXX	...	...	...	...	...					
8D	GLADNEY, Kevin	6-4	20-4 *	XXX	WR	WR	XXX	WR	WR	...					
3D	GLOVER, DeMarkus #	4-0	5-0	...	XXX	...	XXX	XXX	XXX	XXX					
32	GUISER, Zach	3-3	37-24	S	S	S	...	...	...	...					
42	HAUSER, Andrew	7-7	38-13	MIKE	MIKE	MIKE	MIKE	MIKE	MIKE	MIKE					
22	HAYES, Mikee	7-0	21-0	XXX	XXX	XXX	XXX	XXX	XXX	XXX					
20	JACOBS, Zaire \$	3-0	3-0	...	XXX	XXX	...	...	...	XXX					
6	JOHNS, Nick	6-0	6-0	XXX	...	XXX	XXX	XXX	XXX	XXX					
51	JONES, Devon	5-0	5-0	...	XXX	...	XXX	XXX	XXX	XXX					
55	JONES, Tony	1-0	1-0	...	XXX	...	...	...	...	...					
25	JUNIUS, Travonte	6-0	17-0	XXX	XXX	XXX	XXX	XXX	XXX	...					
45	JUNK, Brandon	6-0	16-1	XXX	XXX	XXX	...	XXX	XXX	XXX					
10	KELLEY, Robbie	3-0	21-11 *	XXX	XXX	...	...	...	XXX	...					
1F	KISH, Michael	6-0	17-0	XXX	XXX	XXX	XXX	XXX	XXX	...					
40	LAKO, John	7-0	19-3	XXX	XXX	XXX	XXX	XXX	XXX	XXX					
75	LETULLI, Jovann	7-7	18-18	RT	RT	RT	RT	RT	RT	RT					
4F	LLOYD, DeMarcus	3-0	14-0	XXX	XXX	XXX	...	...	...	...					
29	LOCKETT, Vince	11-0	11-0	...	...	...	...	...	...	...					
12	LONG, Darryl	6-0	6-0	...	XXX	XXX	XXX	XXX	XXX	XXX					
77	McCOY, Cedric	5-0	13-0	...	XXX	XXX	XXX	XXX	XXX	...					
44	MEEKS, Dylan \$	7-0	7-0	XXX	XXX	XXX	XXX	XXX	XXX	XXX					
56	MOORE, Deon'Tae	6-1	18-4	XXX	XXX	XXX	...	XXX	DE	XXX					
9	MORGAN, Manny	7-1	29-4	XXX	XXX	XXX	XXX	XXX	XXX	RB					
73	NEELEY, Jonathan #	6-0	6-0	...	XXX	XXX	XXX	XXX	XXX	XXX					
1Q	NELSON, Kato #	5-0	5-0	XXX	XXX	XXX	...	XXX	XXX	XXX					
37	O'LEARY, Tom	6-0	20-0	...	XXX	XXX	XXX	XXX	XXX	XXX					
74	QUIGLEY, Xavier	5-1	17-2	XXX	XXX	C	XXX	...	XXX	...					
94	REINKE, Brian	7-7	19-7	DE	DE	DE	DE	DE	DE	DE					
66	RITZ, Kyle	7-7	32-24	RG	RG	RG	RG	RG	RG	RG					
78	SAMPLE, Austin #	3-0	3-0	...	XXX	...	...	XXX	XXX	...					
6F	SAMPSON, Justin \$	6-0	6-0	...	XXX	XXX	XXX	XXX	XXX	XXX					
3G	SANDS, Deltron	7-0	7-0	XXX	XXX	XXX	XXX	XXX	XXX	XXX					
3	SMITH, Kwadarrius	7-3	17-4	XXX	WR	WR	XXX	XXX	XXX	WR					
15	STEWART, Nate #	3-0	3-0	XXX	XXX	XXX	...	...	...	...					
30	TURFE, Chuck	5-0	6-0	...	XXX	...	XXX	XXX	XXX	XXX					
52	WARD, Josh	7-0	19-0	XXX	XXX	XXX	XXX	XXX	XXX	XXX					
19	WILLIAMS, Andre \$	5-0	5-0	XXX	XXX	XXX	XXX	...	...	XXX					
97	WILLIAMS, Brennan	7-1	21-2	XXX	DT	XXX	XXX	XXX	XXX	XXX					
35	WILLIAMS, Newman	4-4	19-11	TE	...	TE	TE	TE	...	...					
82	WOLF, Austin	5-4	35-16	...	...	XXX	WR	WR	WR	WR					
4	WOODSON, Thomas	7-7	36-27	QB	QB	QB	QB	QB	QB	QB					
17	YOUNG, Anthony	7-0	19-1	XXX	XXX	XXX	XXX	XXX	XXX	XXX					

XXX - Played POS - Position Started ... - Did Not Play # - Redshirt Freshman \$ - True Freshman  
 \* includes participation from other D-1 schools



2017 STARTING LINE-UPS

OFFENSE (SPREAD)

Game	LT	LG	C	RG	RT	X-WR	TE/H	Y-WR	H-WR/Z-WR	QB	RB
at Penn State	T. Brown	Ericksen	Gauthney	Ritz	Letuli	Bickley	N. Williams	Coney	Chapman	Woodson	Ball
UAPB	T. Brown	Council	Ericksen	Ritz	Letuli	K. Smith	Edwards (RB)	Coney	Gladney	Woodson	Ball
Iowa State	T. Brown	Ericksen	Quigley	Ritz	Letuli	K. Smith	N. Williams	Coney	Gladney	Woodson	Ball
at Troy	T. Brown	Ericksen	Gauthney	Ritz	Letuli	Wolf	N. Williams	Coney	Chapman	Woodson	Ball
at BGSU	T. Brown	Ericksen	Gauthney	Ritz	Letuli	Wolf	N. Williams	Coney	Gladney	Woodson	Ball
Ball State	T. Brown	Ericksen	Gauthney	Ritz	Letuli	Wolf	Chapman (WR)	Coney	Gladney	Woodson	Edwards
at WMU	T. Brown	Council	Ericksen	Ritz	Letuli	Wolf	Booker	Coney	K. Smith	Woodson	Edwards
at Toledo											
Buffalo											
at Miami											
Ohio											
Kent State											

DEFENSE (4-3)

Game	DE	DT	NT	DE	SAM	MIKE	WILL	CB	FS	ROV	CB
at Penn State	J. Davis	Camara	Copeland	Reinke	Bischof	Hauser	Gilbert	Dailey	A. Davis	Guiser	K. Brown
UAPB	J. Davis	B. Williams	Boxen	Reinke	Bischof	Hauser	Gilbert	Dailey	A. Davis	Guiser	K. Brown
Iowa State	J. Davis	Boxen	Copeland	Reinke	George (CB)	Hauser	Gilbert	Dailey	A. Davis	Guiser	K. Brown
at Troy	J. Davis	Boxen	Camara	Reinke	Bell	Hauser	Gilbert	Dailey	George	Butler	K. Brown
at BGSU	J. Davis	Boxen	Camara	Reinke	Bell	Hauser	Gilbert	Dailey	A. Davis	Featherstone	K. Brown
Ball State	Moore	Boxen	Camara	Reinke	Bell	Hauser	Gilbert	Dailey	A. Davis	Featherstone	K. Brown
at WMU	J. Davis	Boxen	Camara	Reinke	Bell	Hauser	Gilbert	Dailey	A. Davis	Copeland (DT)	K. Brown
at Toledo											
Buffalo											
at Miami											
Ohio											
Kent State											

AKRON STATISTICAL LEADERS

Game	Rushing (Att.-Yds.TD)	Passing (C-A-I-Y-TD)	Receiving (Att.-Yds.-TD)	Tackles (S-A-T)
at Penn State	Kato Nelson (9-39-0)	Thomas Woodson (12-23-1-71-0)	Tra'Von Chapman (3-10-0)	Zach Guiser (8-2-10)
UAPB	Warren Ball (20-146-3)	Thomas Woodson (15-21-0-166-1)	Tra'Von Chapman (5-55-0)	Ulysees Gilbert (6-4-10)
Iowa State	Warren Ball (11-40-0)	Thomas Woodson (25-40-1-240-2)	Tra'Von Chapman (8-53-0)	Ulysees Gilbert (4-8-12)
at Troy	Warren Ball (28-112-1)	Thomas Woodson (20-40-2-268-1)	Kwadarrus Smith (4-103-1)	Shawn Featherstone (7-4-11)
at BGSU	Van Edwards (14-70-1)	Thomas Woodson (13-24-1-168-2)	A.J. Coney (5-42-1)	Ulysees Gilbert (8-3-11)
Ball State	Deltron Sands (6-52-1)	Thomas Woodson (17-30-0-211-2)	A.J. Coney (6-90-0)	U. Gilbert (8-5-13)   A. Hauser (7-6-13)
at WMU	Manny Morgan (12-53-1)	Thomas Woodson (13-24-1-127-1)	A.J. Coney (3-38-0)	Alvin Davis (10-2-12)
at Toledo				
Buffalo				
at Miami				
Ohio				
Kent State				

2017 AKRON FOOTBALL SCHEDULE | RESULTS

Date	Opponent	W/L	Score	Overall	MAC	Time	Attendance
Sept. 2	at #6 Penn State [ABC]	L	0-52	0-1	-	3:25	101,684
<b>Sept. 9</b>	<b>ARKANSAS PINE BLUFF</b> [ESPN3]	W	52-3	1-1	-	3:18	17,464
<b>Sept. 16</b>	<b>IOWA STATE</b> [CBS-SN]	L	14-41	1-2	-	3:34	22,811
Sept. 23	at Troy [ESPN3]	L	17-22	1-3	-	3:43	27,324
Sept. 30	*at Bowling Green [ESPN3]	W	34-23	2-3	1-0	3:18	15,111
<b>Oct. 7</b>	<b>*BALL STATE</b> [Homecoming][ESPN3]	W	31-3	3-3	2-0	3:03	20,199
Oct. 15	*at Western Michigan [stream]	W	14-13	4-3	3-0	3:07	5,000
Oct. 21	*at Toledo [ESPN3]		Glass Bowl [Toledo, Ohio]		Noon		
<b>Oct. 28</b>	<b>*BUFFALO</b> [CBS-SN]		InfoCision Stadium - Summa Field		11:30 AM		
Nov. 7	*at Miami (Ohio) [ESPN2/U]		Yager Stadium [Oxford, Ohio]		7:30 PM		
<b>Nov. 14</b>	<b>*OHIO</b> [ESPN2/U]		InfoCision Stadium - Summa Field		7 PM		
<b>Nov. 21</b>	<b>*KENT STATE</b> [ESPNU/3]		InfoCision Stadium - Summa Field		7 PM		

Home games in CAPS

\*Mid-American Conference game

#TV 12-day selection

**2017 TEAM STATISTICS**

<b>Team Statistics</b>	<b>AKRON</b>	<b>OPP</b>
SCORING	162	157
Points Per Game	23.1	22.4
Points Off Turnovers	38	37
FIRST DOWNS	133	148
Rushing	49	62
Passing	69	70
Penalty	15	16
RUSHING YARDAGE	877	1238
Yards gained rushing	1025	1433
Yards lost rushing	148	195
Rushing Attempts	239	272
Average Per Rush	3.7	4.6
Average Per Game	125.3	176.9
TDs Rushing	10	10
PASSING YARDAGE	1403	1678
Comp-Att-Int	123-219-7	153-245-9
Average Per Pass	6.4	6.8
Average Per Catch	11.4	11.0
Average Per Game	200.4	239.7
TDs Passing	9	8
TOTAL OFFENSE	2280	2916
Total Plays	458	517
Average Per Play	5.0	5.6
Average Per Game	325.7	416.6
KICK RETURNS: #-Yards	14-267	27-526
PUNT RETURNS: #-Yards	4-10	13-199
INT RETURNS: #-Yards	9-223	7-58
KICK RETURN AVERAGE	19.1	19.5
PUNT RETURN AVERAGE	2.5	15.3
INT RETURN AVERAGE	24.8	8.3
FUMBLES-LOST	6-4	8-3
PENALTIES-Yards	51-506	50-504
Average Per Game	72.3	72.0
PUNTS-Yards	43-1727	29-1119
Average Per Punt	40.2	38.6
Net punt average	34.6	36.9
KICKOFFS-Yards	32-1870	35-2130
Average Per Kick	58.4	60.9
Net kick average	38.1	39.7
TIME OF POSSESSION/Game	29:19	30:41
3RD-DOWN Conversions	44/100	35/105
3rd-Down Pct	44%	33%
4TH-DOWN Conversions	3/5	8/17
4th-Down Pct	60%	47%
SACKS BY-Yards	15-104	15-74
MISC YARDS	0	0
TOUCHDOWNS SCORED	22	19
FIELD GOALS-ATTEMPTS	3-5	9-14
ON-SIDE KICKS	0-0	0-0
RED-ZONE SCORES	(15-18) 83%	(17-25) 68%
RED-ZONE TOUCHDOWNS	(13-18) 72%	(12-25) 48%
PAT-ATTEMPTS	(21-22) 95%	(16-18) 89%
ATTENDANCE	60474	160687
Games/Avg Per Game	3/20158	4/40172
Neutral Site Games		0/0

<b>Score by Quarters</b>	<b>1st</b>	<b>2nd</b>	<b>3rd</b>	<b>4th</b>	<b>OT</b>	<b>Total</b>
Akron	44	55	28	35	0	162
Opponents	44	49	34	30	0	157



2017 INDIVIDUAL STATISTICS

<b>Rushing</b>	<b>gp-gs</b>	<b>att</b>	<b>gain</b>	<b>loss</b>	<b>net</b>	<b>avg</b>	<b>td</b>	<b>lg</b>	<b>avg/g</b>
BALL, Warren	5-5	75	361	29	332	4.4	4	32	66.4
EDWARDS, Van	7-2	54	199	9	190	3.5	2	24	27.1
MORGAN, Manny	7-1	38	179	10	169	4.4	1	29	24.1
SANDS, Deltron	7-0	15	94	1	93	6.2	2	32	13.3
NELSON, Kato	5-0	19	99	10	89	4.7	0	20	17.8
TURFE, Chuck	5-0	2	14	0	14	7.0	0	8	2.8
WILLIAMS, Andre	5-0	1	7	0	7	7.0	0	7	1.4
WOODSON, Thomas	7-7	35	72	89	-17	-0.5	1	12	-2.4
Total	7	239	1025	148	877	3.7	10	32	125.3
Opponents	7	272	1433	195	1238	4.6	10	80	176.9

<b>Passing</b>	<b>gp-gs</b>	<b>effic</b>	<b>comp-att-int</b>	<b>pct</b>	<b>yds</b>	<b>td</b>	<b>lg</b>	<b>avg/g</b>
WOODSON, Thomas	7-7	117.71	115-202-6	56.9	1251	9	45	178.7
NELSON, Kato	5-0	130.29	6-11-1	54.5	123	0	38	24.6
KELLEY, Robbie	3-0	77.50	1-4-0	25.0	25	0	25	8.3
JOHNS, Nick	6-0	66.80	1-2-0	50.0	4	0	4	0.7
Total	7	117.15	123-219-7	56.2	1403	9	45	200.4
Opponents	7	123.41	153-245-9	62.4	1678	8	50	239.7

<b>Receiving</b>	<b>gp-gs</b>	<b>no.</b>	<b>yds</b>	<b>avg</b>	<b>td</b>	<b>lg</b>	<b>avg/g</b>
CHAPMAN, Tra'Von	7-3	26	208	8.0	0	22	29.7
CONEY, A.J.	7-7	25	321	12.8	2	30	45.9
SMITH, Kwadarrius	7-3	19	339	17.8	3	45	48.4
WOLF, Austin	5-4	13	196	15.1	2	43	39.2
YOUNG, Anthony	7-0	7	60	8.6	0	17	8.6
BALL, Warren	5-5	7	18	2.6	1	11	3.6
BICKLEY, Fransohn	4-1	6	70	11.7	0	14	17.5
GLADNEY, Kevin	6-4	5	40	8.0	0	13	6.7
MORGAN, Manny	7-1	4	22	5.5	0	13	3.1
BOOKER, Kobie	5-1	3	52	17.3	1	21	10.4
EDWARDS, Van	7-2	3	4	1.3	0	4	0.6
STEWART, Nate	3-0	2	36	18.0	0	32	12.0
BURKHART, Dustin	7-0	1	25	25.0	0	25	3.6
JUNK, Brandon	6-0	1	10	10.0	0	10	1.7
WILLIAMS, Newman	4-4	1	2	2.0	0	2	0.5
Total	7	123	1403	11.4	9	45	200.4
Opponents	7	153	1678	11.0	8	50	239.7

<b>Punt Returns</b>	<b>no.</b>	<b>yds</b>	<b>avg</b>	<b>td</b>	<b>lg</b>
CONEY, A.J.	3	6	2.0	0	4
FEATHERSTONE, Sha	1	4	4.0	0	4
Total	4	10	2.5	0	4
Opponents	13	199	15.3	1	61

<b>Interceptions</b>	<b>no.</b>	<b>yds</b>	<b>avg</b>	<b>td</b>	<b>lg</b>
LAKO, John	2	35	17.5	1	35
BROWN, Kyron	2	108	54.0	1	70
DAILEY, Darian	1	40	40.0	0	40
GILBERT, Ulysees	1	30	30.0	1	30
HAUSER, Andrew	1	0	0.0	0	0
GUISER, Zach	1	0	0.0	0	0
GEORGE, Jordan	1	10	10.0	0	10
Total	9	223	24.8	3	70
Opponents	7	58	8.3	0	39

<b>Kick Returns</b>	<b>no.</b>	<b>yds</b>	<b>avg</b>	<b>td</b>	<b>lg</b>
SANDS, Deltron	7	165	23.6	0	34
EDWARDS, Van	4	87	21.8	0	24
BOOKER, Kobie	1	11	11.0	0	11
BELL, Brian	1	-1	-1.0	0	0
MORGAN, Manny	1	5	5.0	0	5
Total	14	267	19.1	0	34
Opponents	27	526	19.5	0	50

<b>Fumble Returns</b>	<b>no.</b>	<b>yds</b>	<b>avg</b>	<b>td</b>	<b>lg</b>
DAVIS, Alvin	1	16	16.0	0	16
Total	1	16	16.0	0	16
Opponents	1	7	7.0	0	7



2017 INDIVIDUAL STATISTICS

Scoring	td	fg	PAT				dpx	saf	pts
			kick	rush	rcv	pass			
BALL, Warren	5	-	-	-	-	-	-	-	30
O'LEARY, Tom	-	3-5	20-21	-	-	-	-	-	29
SMITH, Kwadarrus	3	-	-	-	-	-	-	-	18
CONEY, A.J.	2	-	-	-	-	-	-	-	12
WOLF, Austin	2	-	-	-	-	-	-	-	12
EDWARDS, Van	2	-	-	-	-	-	-	-	12
SANDS, Deltron	2	-	-	-	-	-	-	-	12
MORGAN, Manny	1	-	-	-	-	-	-	-	6
GILBERT, Ulysees	1	-	-	-	-	-	-	-	6
WOODSON, Thomas	1	-	-	-	-	-	-	-	6
BROWN, Kyron	1	-	-	-	-	-	-	-	6
LAKO, John	1	-	-	-	-	-	-	-	6
BOOKER, Kobie	1	-	-	-	-	-	-	-	6
GINGERICH, Zach	-	-	1-1	-	-	-	-	-	1
Total	22	3-5	21-22	-	-	-	-	-	162
Opponents	19	9-14	16-18	-	-	0-1	-	-	157

Total Offense	g	plays	rush	pass	total	avg/g
WOODSON, Thomas	7	237	-17	1251	1234	176.3
BALL, Warren	5	75	332	0	332	66.4
NELSON, Kato	5	30	89	123	212	42.4
EDWARDS, Van	7	54	190	0	190	27.1
MORGAN, Manny	7	38	169	0	169	24.1
SANDS, Deltron	7	15	93	0	93	13.3
KELLEY, Robbie	3	4	0	25	25	8.3
TURFE, Chuck	5	2	14	0	14	2.8
WILLIAMS, Andre	5	1	7	0	7	1.4
JOHNS, Nick	6	2	0	4	4	0.7
Total	7	458	877	1403	2280	325.7
Opponents	7	517	1238	1678	2916	416.6

Field Goals	fg	pct.	01-19	20-29	30-39	40-49	50-99	lg	blk
O'LEARY, Tom	3-5	60.0	0-0	1-1	1-2	1-2	0-0	48	0

FG Sequence	Akron	Opponents
Penn State	-	39,(47)
Arkansas Pine Bluff	(34)	(25)
Iowa State	-	(40),(40),25
Troy	(28),34	(22),32
Bowling Green	47	(25)
Ball State	(48)	(31)
Western Michigan	-	25,(49),49,(35)

Punting	no.	yds	avg	lg	tb	fc	i20	50+	blk
GASSER, Nick	42	1712	40.8	59	2	15	12	4	0
FONSECA, James	1	15	15.0	15	0	0	0	0	0
Total	43	1727	40.2	59	2	15	12	4	0
Opponents	29	1119	38.6	56	2	12	8	2	0

Kickoffs	no.	yds	avg	tb	ob	retn	net	ydln
GASSER, Nick	32	1870	58.4	5	0			
Total	32	1870	58.4	5	0	19.5	38.1	26
Opponents	35	2130	60.9	19	2	19.1	39.7	25

Numbers in (parentheses) indicate field goal was made.

**2017 INDIVIDUAL STATISTICS**

<u>All Purpose</u>	<u>g</u>	<u>rush</u>	<u>rcv</u>	<u>pr</u>	<u>kr</u>	<u>ir</u>	<u>total</u>	<u>avg/g</u>
BALL, Warren	5	332	18	0	0	0	350	70.0
SMITH, Kwadarr	7	0	339	0	0	0	339	48.4
CONY, A.J.	7	0	321	6	0	0	327	46.7
EDWARDS, Van	7	190	4	0	87	0	281	40.1
SANDS, Deltron	7	93	0	0	165	0	258	36.9
CHAPMAN, Tra'	7	0	208	0	0	0	208	29.7
MORGAN, Man	7	169	22	0	5	0	196	28.0
WOLF, Austin	5	0	196	0	0	0	196	39.2
BROWN, Kyron	7	0	0	0	0	108	108	15.4
NELSON, Kato	5	89	0	0	0	0	89	17.8
BICKLEY, Frans	4	0	70	0	0	0	70	17.5
BOOKER, Kobie	5	0	52	0	11	0	63	12.6
YOUNG, Anthon	7	0	60	0	0	0	60	8.6
DAILEY, Darian	7	0	0	0	0	40	40	5.7
GLADNEY, Kevi	6	0	40	0	0	0	40	6.7
STEWART, Nat	3	0	36	0	0	0	36	12.0
LAKO, John	7	0	0	0	0	35	35	5.0
GILBERT, Ulyse	7	0	0	0	0	30	30	4.3
BURKHART, Du	7	0	25	0	0	0	25	3.6
TURFE, Chuck	5	14	0	0	0	0	14	2.8
JUNK, Brandon	6	0	10	0	0	0	10	1.7
GEORGE, Jorda	7	0	0	0	0	10	10	1.4
WILLIAMS, Andr	5	7	0	0	0	0	7	1.4
FEATHERSTON	7	0	0	4	0	0	4	0.6
WILLIAMS, New	4	0	2	0	0	0	2	0.5
BELL, Brian	7	0	0	0	-1	0	-1	-0.1
WOODSON, Th	7	-17	0	0	0	0	-17	-2.4
Total	7	877	1403	10	267	223	2780	397.1
Opponents	7	1238	1678	199	526	58	3699	528.4



2017 DEFENSIVE STATISTICS

#	Defensive Leaders	gp-gs	Tackles				tfl/yds	Sacks no-yds	Pass defense			Fumbles		blkd	
			ua	a	tot				int-yds	brup	qbh	rcv-yds	ff	kick	saf
5D	GILBERT, Ulysees	7-7	38	30	68	4.5-25	4.0-19	1-30	2	3	.	.	.	.	
1	DAVIS, Alvin	7-6	29	13	42	1.0-6	.	.	2	.	1-16	1	.	.	
40	LAKO, John	7-0	18	18	36	2.0-8	0.5-6	2-35	.	1	.	1	.	.	
42	HAUSER, Andrew	7-7	20	15	35	2.0-7	.	1-0	.	.	.	1	1	.	
7D	GEORGE, Jordan	7-2	22	8	30	2.0-3	.	1-10	3	.	.	1	.	.	
2	FEATHERSTONE, Sha	7-2	19	10	29	0.5-1	.	.	.	.	.	1	.	.	
9D	DAVIS, Jamal	7-6	17	9	26	7.5-27	2.0-14	.	.	1	.	.	.	.	
94	REINKE, Brian	7-7	11	14	25	3.0-11	1.0-4	.	1	1	.	.	.	.	
1D	BELL, Brian	7-4	16	8	24	3.0-8	.	.	.	.	.	.	.	.	
24	DAILEY, Darian	7-7	14	8	22	1.0-5	.	1-40	4	.	.	.	.	.	
4D	BROWN, Kyron	7-7	15	3	18	.	.	2-108	4	.	.	1	.	.	
32	GUISER, Zach	3-3	14	2	16	1.0-3	.	1-0	1	.	.	.	.	.	
50	BOXEN, Brock	7-6	8	8	16	.	.	.	.	.	.	.	.	.	
13	BUTLER, Denzel	7-1	8	7	15	0.5-1	.	.	1	.	1-0	.	.	.	
52	WARD, Josh	7-0	8	7	15	1.0-6	.	.	1	2	.	.	.	.	
91	CAMARA, Ibrahima	7-5	7	6	13	1.0-7	1.0-7	.	1	.	.	.	.	.	
23	BISCHOF, Nathan	7-2	9	3	12	2.0-9	1.0-5	.	1	.	.	.	.	.	
56	MOORE, Deon'Tae	6-1	4	6	10	3.0-23	3.0-23	.	.	.	1-0	.	.	.	
97	WILLIAMS, Brennan	7-1	4	4	8	0.5-5	.	.	.	1	.	.	.	.	
4F	LLOYD, DeMarcus	3-0	4	3	7	2.0-11	0.5-6	.	.	.	.	.	.	.	
8	COPELAND, Darius	6-3	3	2	5	.	.	.	.	1	.	1	.	.	
6F	SAMPSON, Justin	6-0	2	3	5	1.5-15	1.5-15	.	.	.	.	.	.	.	
1F	KISH, Michael	6-0	3	2	5	1.0-3	.	.	.	.	.	.	.	.	
25	JUNIUS, Travonte	6-0	3	2	5	.	.	.	.	.	.	.	.	.	
3D	GLOVER, DeMarkus	6-0	3	1	4	.	.	.	.	.	.	.	.	.	
18	GILCHRIST, Tyler	3-0	2	.	2	.	.	.	.	.	.	.	.	.	
88	BUDDENBERG, Micha	7-0	2	.	2	.	.	.	.	.	.	.	.	.	
48	GASSER, Nick	7-0	2	.	2	.	.	.	.	.	.	.	.	.	
22	HAYES, Mikee	7-0	1	1	2	0.5-0	.	.	1	.	.	.	.	.	
30	TURFE, Chuck	5-0	.	1	1	.	.	.	.	.	.	.	.	.	
51	JONES, Devon	5-0	.	1	1	0.5-5	0.5-5	.	.	.	.	.	.	.	
46	CADE, Hugh	2-0	1	.	1	.	.	.	.	.	.	.	.	.	
20	JACOBS, Zaire	3-0	1	.	1	.	.	.	.	.	.	.	.	.	
9	MORGAN, Manny	7-1	1	.	1	.	.	.	.	.	.	.	.	.	
31	BAGGETT, Jamal	4-0	1	.	1	.	.	.	.	.	.	.	.	.	
8F	ELLIS, Mark	1-0	1	.	1	.	.	.	.	.	.	.	.	.	
19	WILLIAMS, Andre	5-0	1	.	1	.	.	.	.	.	.	.	.	.	
2G	BRIMAGE, DeAndre	3-0	.	1	1	.	.	.	.	.	.	.	.	.	
Total		7	312	196	508	41-189	15-104	9-223	22	10	3-16	7	1	.	
Opponents		7	206	284	490	48-145	15-74	7-58	20	13	4-7	5	.	.	



2017 MAC STATISTICS - CONFERENCE GAMES ONLY

Date	Opponent	Score	Att.
* Sep 30, 2017	at Bowling Green	W 34-23	15111
* Oct 07, 2017	BALL STATE	W 31-3	20199
* Oct 15, 2017	at Western Michigan	W 14-13	16568

Record:	Overall	Home	Away	Neutral
All games	3-0	1-0	2-0	0-0
Conference	3-0	1-0	2-0	0-0
Non-Conference	0-0	0-0	0-0	0-0

Rushing	gp-gs	att	gain	loss	net	avg	td	lg	avg/g
MORGAN, Manny	3-1	31	155	9	146	4.7	1	29	48.7
EDWARDS, Van	3-1	34	130	3	127	3.7	1	24	42.3
SANDS, Deltron	3-0	6	53	1	52	8.7	1	32	17.3
NELSON, Kato	2-0	8	43	5	38	4.8	0	20	19.0
WOODSON, Thomas	3-3	19	48	26	22	1.2	1	11	7.3
TURFE, Chuck	3-0	1	8	0	8	8.0	0	8	2.7
BALL, Warren	1-1	3	8	1	7	2.3	0	7	7.0
Total	3	102	445	45	400	3.9	4	32	133.3
Opponents	3	138	660	80	580	4.2	1	39	193.3

Passing	gp-gs	effic	comp-att-int	pct	yds	td	lg	avg/g
WOODSON, Thomas	3-3	125.65	43-78-2	55.1	506	5	43	168.7
NELSON, Kato	2-0	322.60	2-2-0	100.0	53	0	38	26.5
Total	3	130.57	45-80-2	56.2	559	5	43	186.3
Opponents	3	100.12	66-114-6	57.9	598	3	50	199.3

Receiving	gp-gs	no.	yds	avg	td	lg	avg/g
CONEY, A.J.	3-3	14	170	12.1	1	30	56.7
WOLF, Austin	3-3	7	125	17.9	2	43	41.7
SMITH, Kwadarrius	3-1	6	99	16.5	1	38	33.0
CHAPMAN, Tra'Von	3-1	6	60	10.0	0	14	20.0
BOOKER, Kobie	3-1	3	52	17.3	1	21	17.3
MORGAN, Manny	3-1	3	9	3.0	0	4	3.0
BICKLEY, Fransohn	2-0	2	27	13.5	0	14	13.5
EDWARDS, Van	3-1	2	0	0.0	0	1	0.0
GLADNEY, Kevin	2-2	1	13	13.0	0	13	6.5
YOUNG, Anthony	3-0	1	4	4.0	0	4	1.3
Total	3	45	559	12.4	5	43	186.3
Opponents	3	66	598	9.1	3	50	199.3

Field Goals	fg	pct.	01-19	20-29	30-39	40-49	50-99	lg	blk
O'LEARY, Tom	1-2	50.0	0-0	0-0	0-0	1-2	0-0	48	0

Scoring	td	fg	PAT				dxp	saf	pts
			kick	rush	rcv	pass			
O'LEARY, Tom	-	1-2	10-11	-	-	-	-	-	13
WOLF, Austin	2	-	-	-	-	-	-	-	12
SANDS, Deltron	1	-	-	-	-	-	-	-	6
BOOKER, Kobie	1	-	-	-	-	-	-	-	6
MORGAN, Manny	1	-	-	-	-	-	-	-	6
BROWN, Kyron	1	-	-	-	-	-	-	-	6
EDWARDS, Van	1	-	-	-	-	-	-	-	6
WOODSON, Thomas	1	-	-	-	-	-	-	-	6
LAKO, John	1	-	-	-	-	-	-	-	6
SMITH, Kwadarrius	1	-	-	-	-	-	-	-	6
CONEY, A.J.	1	-	-	-	-	-	-	-	6
Total	11	1-2	10-11	-	-	-	-	-	79
Opponents	4	4-6	3-4	-	-	-	-	-	39

Score by Quarters	1st	2nd	3rd	4th	OT	Total
Akron	27	24	7	21	0	79
Opponents	9	10	10	10	0	39

Team Statistics	AKRON	OPP
FIRST DOWNS	52	65
Rushing	19	39
Passing	28	24
Penalty	5	2
RUSHING YARDAGE	400	580
Rushing Attempts	102	138
Average Per Rush	3.9	4.2
Average Per Game	133.3	193.3
TDs Rushing	4	1
PASSING YARDAGE	559	598
Comp-Att-Int	45-80-2	66-114-6
Average Per Pass	7.0	5.2
Average Per Catch	12.4	9.1
Average Per Game	186.3	199.3
TDs Passing	5	3
TOTAL OFFENSE	959	1178
Average Per Play	5.3	4.7
Average Per Game	319.7	392.7
KICK RETURNS: #-Yards	7-141	13-297
PUNT RETURNS: #-Yards	2-7	3-42
INT RETURNS: #-Yards	6-193	2-0
FUMBLES-LOST	3-2	5-2
PENALTIES-Yards	12-113	15-154
PUNTS-AVG	17-40.9	15-35.6
TIME OF POSSESSION/Game	27:36	32:24
3RD-DOWN Conversions	14/37	20/56
4TH-DOWN Conversions	1/3	5/9

Interceptions	no.	yds	avg	td	lg
BROWN, Kyron	2	108	54.0	1	70
HAUSER, Andrew	1	0	0.0	0	0
DAILEY, Darian	1	40	40.0	0	40
GEORGE, Jordan	1	10	10.0	0	10
LAKO, John	1	35	35.0	1	35

Punting	no.	yds	avg	lg	tb	fc	i20	50+	blk
GASSER, Nick	17	695	40.9	59	1	8	5	3	0

Punt Returns	no.	yds	avg	td	lg
CONEY, A.J.	2	7	3.5	0	4
Total	2	7	3.5	0	4
Opponents	3	42	14.0	0	24

Kick Returns	no.	yds	avg	td	lg
SANDS, Deltron	5	125	25.0	0	34
MORGAN, Manny	1	5	5.0	0	5
BOOKER, Kobie	1	11	11.0	0	11
Total	7	141	20.1	0	34
Opponents	13	297	22.8	0	50

All Purpose	g	rush	rcv	pr	kr	ir	total	avg/g
SANDS, Deltron	3	52	0	0	125	0	177	59.0
CONEY, A.J.	3	0	170	7	0	0	177	59.0
MORGAN, Mann	3	146	9	0	5	0	160	53.3
EDWARDS, Van	3	127	0	0	0	0	127	42.3
WOLF, Austin	3	0	125	0	0	0	125	41.7
Total	3	400	559	7	141	193	1300	433.3
Opponents	3	580	598	42	297	0	1517	505.7

Total Offense	g	plays	rush	pass	total	avg/g
WOODSON, Thomas	3	97	22	506	528	176.0
MORGAN, Manny	3	31	146	0	146	48.7
EDWARDS, Van	3	34	127	0	127	42.3
NELSON, Kato	2	10	38	53	91	45.5
SANDS, Deltron	3	6	52	0	52	17.3
Total	3	182	400	559	959	319.7
Opponents	3	252	580	598	1178	392.7



AKRON GAME-BY-GAME STATISTICS

TEAM STATISTICS

Date	Opponent	Rushing				Receiving				Passing				Kick Returns				Punt Returns				tot off
		no.	yds	td	lg	no.	yds	td	lg	cmp-att-int	yds	td	lg	no.	yds	td	lg	no.	yds	td	lg	
Sep 02	at Penn State	34	73	0	13	14	86	0	13	14-29-1	86	0	13	4	77	0	24	0	0	0	0	159
Sep 09	ARKANSAS PINE BLUFF	44	267	5	32	17	197	1	25	17-26-0	197	1	25	1	27	0	27	2	3	0	4	464
Sep 16	IOWA STATE	24	38	0	19	27	293	2	45	27-44-2	293	2	45	1	23	0	23	0	0	0	0	331
Sep 23	at Troy	35	99	1	16	20	268	1	42	20-40-2	268	1	42	1	-1	0	0	0	0	0	0	367
Sep 30	at Bowling Green	40	178	2	24	14	183	2	43	14-25-1	183	2	43	4	90	0	34	0	0	0	0	361
Oct 07	BALL STATE	31	134	1	32	18	249	2	38	18-31-0	249	2	38	0	0	0	0	2	7	0	4	383
Oct 15	at Western Michigan	31	88	1	29	13	127	1	21	13-24-1	127	1	21	3	51	0	29	0	0	0	0	215
Opponents		239	877	10	32	123	1403	9	45	123-219-7	1403	9	45	14	267	0	34	4	10	0	4	2280
Opponents		272	1238	10	80	153	1678	8	50	153-245-9	1678	8	50	27	526	0	50	13	199	1	61	2916

Games: 7 • Avg/rush: 3.7 • Avg/catch: 11.4 • Pass effic: 117.15 • KR avg: 19.1 • PR avg: 2.5 • All purpose avg/game: 397.1 • Total offense avg/gm: 325.7

Date	Opponent	Tackles				Sacks no-yds	Fumble		Pass Defense			blkd kick	PAT Attempts			off					
		ua	a	total	tfl-yds		ff	fr-yds	int-yds	qbh	brup		kick	rush	rcv	saf	t/o	pts			
Sep 02	at Penn State	35	18	53	7.0-29	0.0-0	0	0-0	1-0	0	1	0	0-0	0	0	0	0	0	0	0	0
Sep 09	ARKANSAS PINE BLUFF	34	26	60	10.0-53	5.0-39	0	0-0	2-30	1	2	0	7-7	0	0	0	0	7	52	52	
Sep 16	IOWA STATE	42	28	70	4.0-7	0.0-0	2	0-0	0-0	0	4	0	2-2	0	0	0	0	0	0	14	
Sep 23	at Troy	38	32	70	3.0-10	1.0-7	1	1-0	0-0	3	6	0	2-2	0	0	0	0	3	17	17	
Sep 30	at Bowling Green	55	26	81	4.0-29	2.0-16	3	2-16	2-48	3	3	1	4-5	0	0	0	0	14	34	34	
Oct 07	BALL STATE	53	36	89	6.0-37	5.0-36	0	0-0	3-75	3	3	0	4-4	0	0	0	0	7	31	31	
Oct 15	at Western Michigan	55	30	85	7.0-24	2.0-6	1	0-0	1-70	0	3	0	2-2	0	0	0	0	7	14	14	
Opponents		312	196	508	41.0-189	15.0-104	7	3-16	9-223	10	22	1	21-22	0	0	0	0	38	162	162	
Opponents		206	284	490	48.0-145	15.0-74	5	4-7	7-58	13	20	0	16-18	0	0	0	0	37	157	157	

Date	Opponent	Punting								Field Goals			Kickoffs					
		no.	yds	avg	long	blkd	tb	fc	50+	i20	md-att	long	blkd	no.	yds	avg	tb	ob
Sep 02	at Penn State	11	435	39.5	47	0	0	2	0	2	0-0	0	0	1	65	65.0	0	0
Sep 09	ARKANSAS PINE BLUFF	3	89	29.7	37	0	0	1	0	1	1-1	34	0	9	551	61.2	3	0
Sep 16	IOWA STATE	7	279	39.9	47	0	1	1	0	2	0-0	0	0	3	160	53.3	0	0
Sep 23	at Troy	5	229	45.8	56	0	0	3	1	2	1-2	28	0	4	248	62.0	0	0
Sep 30	at Bowling Green	4	172	43.0	53	0	0	1	1	2	0-1	0	0	6	347	57.8	0	0
Oct 07	BALL STATE	6	270	45.0	59	0	1	3	2	2	1-1	48	0	6	366	61.0	2	0
Oct 15	at Western Michigan	7	253	36.1	47	0	0	4	0	1	0-0	0	0	3	133	44.3	0	0
Opponents		43	1727	40.2	59	0	2	15	4	12	3-5	48	0	32	1870	58.4	5	0
Opponents		29	1119	38.6	56	0	2	12	2	8	9-14	49	0	35	2130	60.9	19	2



OPPONENT GAME-BY-GAME STATISTICS

OPPONENT STATISTICS

Date	Opponent	Rushing				Receiving				Passing				Kick Returns				Punt Returns				tot off
		no.	yds	td	lg	no.	yds	td	lg	cmp-att-int	yds	td	lg	no.	yds	td	lg	no.	yds	td	lg	
Sep 02	at Penn State	34	247	4	80	21	322	2	43	21-31-1	322	2	43	1	20	0	20	5	130	1	61	569
Sep 09	ARKANSAS PINE BLUFF	34	41	0	20	14	127	0	20	14-25-2	127	0	20	6	70	0	22	1	2	0	2	168
Sep 16	IOWA STATE	37	191	3	32	24	317	2	43	24-33-0	317	2	43	3	34	0	20	3	17	0	17	508
Sep 23	at Troy	29	179	2	48	28	314	1	47	28-42-0	314	1	47	4	105	0	28	1	8	0	8	493
Sep 30	at Bowling Green	41	181	1	39	25	195	2	31	25-39-2	195	2	31	6	164	0	50	2	27	0	24	376
Oct 07	BALL STATE	44	155	0	19	24	221	0	31	24-46-3	221	0	31	4	108	0	36	0	0	0	0	376
Oct 15	at Western Michigan	53	244	0	23	17	182	1	50	17-29-1	182	1	50	3	25	0	24	1	15	0	15	426
		272	1238	10	80	153	1678	8	50	153-245-9	1678	8	50	27	526	0	50	13	199	1	61	2916
Akron		239	877	10	32	123	1403	9	45	123-219-7	1403	9	45	14	267	0	34	4	10	0	4	2280

Games: 7 • Avg/rush: 4.6 • Avg/catch: 11.0 • Pass effic: 123.41 • KR avg: 19.5 • PR avg: 15.3 • All purpose avg/game: 528.4 • Total offense avg/gm: 416.6

Date	Opponent	Tackles				Sacks no-yds	Fumble		Pass Defense			blkd kick	PAT Attempts			off			
		ua	a	total	tfl-yds		ff	fr-yds	int-yds	qbh	brup		kick	rush	rcv	saf	t/o	pts	
Sep 02	at Penn State	22	56	78	14.0-36	3.0-13	1	0-0	1-0	3	3	0	7-7	0	0	0	7	52	
Sep 09	ARKANSAS PINE BLUFF	23	60	83	2.0-9	0.0-0	0	0-0	0-0	3	2	0	0-0	0	0	0	0	0	3
Sep 16	IOWA STATE	32	28	60	11.0-43	5.0-29	1	1-0	2-58	0	3	0	5-5	0	0	0	10	41	
Sep 23	at Troy	32	40	72	4.0-11	2.0-9	0	1-0	2-0	4	5	0	1-2	0	0	0	0	22	
Sep 30	at Bowling Green	42	26	68	4.0-11	1.0-7	3	2-7	1-0	1	3	0	2-3	0	0	0	13	23	
Oct 07	BALL STATE	26	42	68	7.0-14	2.0-6	0	0-0	0-0	1	2	0	0-0	0	0	0	0	3	
Oct 15	at Western Michigan	29	32	61	6.0-21	2.0-10	0	0-0	1-0	1	2	0	1-1	0	0	0	7	13	
		206	284	490	48.0-145	15.0-74	5	4-7	7-58	13	20	0	16-18	0	0	0	37	157	
Akron		312	196	508	41.0-189	15.0-104	7	3-16	9-223	10	22	1	21-22	0	0	0	38	162	

Date	Opponent	Punting										Field Goals			Kickoffs				
		no.	yds	avg	long	blkd	tb	fc	50+	i20	md-att	long	blkd	no.	yds	avg	tb	ob	
Sep 02	at Penn State	2	100	50.0	56	0	1	0	1	0	1-2	47	0	9	561	62.3	4	1	
Sep 09	ARKANSAS PINE BLUFF	5	193	38.6	48	0	0	2	0	0	1-1	25	0	2	111	55.5	0	1	
Sep 16	IOWA STATE	3	120	40.0	46	0	0	3	0	0	2-3	40	0	8	520	65.0	7	0	
Sep 23	at Troy	4	172	43.0	52	0	1	1	1	0	1-2	22	0	5	297	59.4	4	0	
Sep 30	at Bowling Green	5	205	41.0	48	0	0	3	0	2	1-1	25	0	5	282	56.4	1	0	
Oct 07	BALL STATE	7	255	36.4	43	0	0	3	0	4	1-1	31	0	2	130	65.0	2	0	
Oct 15	at Western Michigan	3	74	24.7	28	0	0	0	0	2	2-4	49	0	4	229	57.2	1	0	
		29	1119	38.6	56	0	2	12	2	8	9-14	49	0	35	2130	60.9	19	2	
Akron		43	1727	40.2	59	0	2	15	4	12	3-5	48	0	32	1870	58.4	5	0	



RED ZONE STATISTICS

Akron Inside Opponent Red-Zone

Date	Opponent	Score	Times In RZ	Times Scored	Total Pts	Rush TDs	Pass TDs	FGs Made	Failed to score inside RZ						
									FGA	Down	Int	Fumb	Half	Game	
Sep 02, 2017	at Penn State	L 0-52	0	0	0	0	0	0	0	0	0	0	0	0	0
Sep 09, 2017	ARKANSAS PINE BLUFF	W 52-3	7	7	45	6	5	1	1	0	0	0	0	0	0
Sep 16, 2017	IOWA STATE	L 14-41	1	1	7	1	0	1	0	0	0	0	0	0	0
Sep 23, 2017	at Troy	L 17-22	5	2	10	1	1	0	1	1	0	1	1	0	0
Sep 30, 2017	at Bowling Green	W 34-23	3	3	21	3	2	1	0	0	0	0	0	0	0
Oct 07, 2017	BALL STATE	W 31-3	0	0	0	0	0	0	0	0	0	0	0	0	0
Oct 15, 2017	at Western Michigan	W 14-13	2	2	14	2	1	1	0	0	0	0	0	0	0
Totals			18	15	97	13	9	4	2	1	0	1	1	0	0
15 of 18 (83.3%)															

Opponents Inside Akron Red-Zone

Date	Opponent	Score	Times In RZ	Times Scored	Total Pts	Rush TDs	Pass TDs	FGs Made	Failed to score inside RZ						
									FGA	Down	Int	Fumb	Half	Game	
Sep 02, 2017	at Penn State	L 0-52	6	5	35	5	3	2	0	0	0	1	0	0	0
Sep 09, 2017	ARKANSAS PINE BLUFF	W 52-3	1	1	3	0	0	0	1	0	0	0	0	0	0
Sep 16, 2017	IOWA STATE	L 14-41	5	4	28	4	3	1	0	1	0	0	0	0	0
Sep 23, 2017	at Troy	L 17-22	3	2	10	1	1	0	1	1	0	0	0	0	0
Sep 30, 2017	at Bowling Green	W 34-23	3	3	16	2	1	1	1	0	0	0	0	0	0
Oct 07, 2017	BALL STATE	W 31-3	3	1	3	0	0	0	1	0	2	0	0	0	0
Oct 15, 2017	at Western Michigan	W 14-13	4	1	3	0	0	0	1	1	1	1	0	0	0
Totals			25	17	98	12	8	4	5	3	3	2	0	0	0
17 of 25 (68.0%)															



### GAME SUPERLATIVES

#### INDIVIDUAL GAME HIGHS

Rushes	28	BALL, Warren at Troy (Sep 23, 2017)
Yards Rushing	146	BALL, Warren vs Arkansas Pine Bluff (Sep 09, 2017)
TD Rushes	3	BALL, Warren vs Arkansas Pine Bluff (Sep 09, 2017)
Long Rush	32	BALL, Warren vs Arkansas Pine Bluff (Sep 09, 2017)
	32	SANDS, Deltron vs Ball State (Oct 07, 2017)
Pass attempts	40	WOODSON, Thomas vs Iowa State (Sep 16, 2017)
	40	WOODSON, Thomas at Troy (Sep 23, 2017)
Pass completions	25	WOODSON, Thomas vs Iowa State (Sep 16, 2017)
Yards Passing	268	WOODSON, Thomas at Troy (Sep 23, 2017)
TD Passes	2	WOODSON, Thomas vs Iowa State (Sep 16, 2017)
	2	WOODSON, Thomas at Bowling Green (Sep 30, 2017)
	2	WOODSON, Thomas vs Ball State (Oct 07, 2017)
Long Pass	45	WOODSON, Thomas vs Iowa State (Sep 16, 2017)
Receptions	8	CHAPMAN, Tra'Von vs Iowa State (Sep 16, 2017)
Yards Receiving	103	SMITH, Kwadarrius at Troy (Sep 23, 2017)
TD Receptions	1	CONEY, A.J. vs Arkansas Pine Bluff (Sep 09, 2017)
	1	BALL, Warren vs Iowa State (Sep 16, 2017)
	1	SMITH, Kwadarrius vs Iowa State (Sep 16, 2017)
	1	SMITH, Kwadarrius at Troy (Sep 23, 2017)
	1	CONEY, A.J. at Bowling Green (Sep 30, 2017)
	1	WOLF, Austin at Bowling Green (Sep 30, 2017)
	1	WOLF, Austin vs Ball State (Oct 07, 2017)
	1	SMITH, Kwadarrius vs Ball State (Oct 07, 2017)
	1	BOOKER, Kobie at Western Michigan (Oct 15, 2017)
Long Reception	45	SMITH, Kwadarrius vs Iowa State (Sep 16, 2017)
Field Goals	1	O'LEARY, Tom vs Arkansas Pine Bluff (Sep 09, 2017)
	1	O'LEARY, Tom at Troy (Sep 23, 2017)
	1	O'LEARY, Tom vs Ball State (Oct 07, 2017)
Long Field Goal	48	O'LEARY, Tom vs Ball State (Oct 07, 2017)
Punts	11	GASSER, Nick at Penn State (Sep 02, 2017)
Punting Avg	45.8	GASSER, Nick at Troy (Sep 23, 2017)
Long Punt	59	GASSER, Nick vs Ball State (Oct 07, 2017)
Punts inside 20	2	GASSER, Nick at Penn State (Sep 02, 2017)
	2	GASSER, Nick vs Iowa State (Sep 16, 2017)
	2	GASSER, Nick at Troy (Sep 23, 2017)
	2	GASSER, Nick at Bowling Green (Sep 30, 2017)
	2	GASSER, Nick vs Ball State (Oct 07, 2017)
Long Punt Return	4	FEATHERSTONE, Shawn vs Arkansas Pine Bluff (Sep 09, 2017)
	4	CONEY, A.J. vs Ball State (Oct 07, 2017)
Long Kickoff Return	34	SANDS, Deltron at Bowling Green (Sep 30, 2017)
Tackles	13	GILBERT, Ulysees vs Ball State (Oct 07, 2017)
	13	HAUSER, Andrew vs Ball State (Oct 07, 2017)
Sacks	1.0	GILBERT, Ulysees vs Arkansas Pine Bluff (Sep 09, 2017)
	1.0	SAMPSON, Justin vs Arkansas Pine Bluff (Sep 09, 2017)
	1.0	DAVIS, Jamal vs Arkansas Pine Bluff (Sep 09, 2017)
	1.0	MOORE, DeonTae vs Arkansas Pine Bluff (Sep 09, 2017)

#### TEAM GAME HIGHS

Rushes	44	vs Arkansas Pine Bluff (Sep 09, 2017)
Yards Rushing	267	vs Arkansas Pine Bluff (Sep 09, 2017)
Yards Per Rush	6.1	vs Arkansas Pine Bluff (Sep 09, 2017)
TD Rushes	5	vs Arkansas Pine Bluff (Sep 09, 2017)
Pass attempts	44	vs Iowa State (Sep 16, 2017)
Pass completions	27	vs Iowa State (Sep 16, 2017)
Yards Passing	293	vs Iowa State (Sep 16, 2017)
Yards Per Pass	8.0	vs Ball State (Oct 07, 2017)
TD Passes	2	vs Iowa State (Sep 16, 2017)
	2	at Bowling Green (Sep 30, 2017)
	2	vs Ball State (Oct 07, 2017)
Total Plays	75	at Troy (Sep 23, 2017)
Total Offense	464	vs Arkansas Pine Bluff (Sep 09, 2017)
Yards Per Play	6.6	vs Arkansas Pine Bluff (Sep 09, 2017)
Points	52	vs Arkansas Pine Bluff (Sep 09, 2017)
Sacks By	5	vs Arkansas Pine Bluff (Sep 09, 2017)
	5	vs Ball State (Oct 07, 2017)
First Downs	27	vs Arkansas Pine Bluff (Sep 09, 2017)
Penalties	12	at Troy (Sep 23, 2017)
Penalty Yards	130	vs Arkansas Pine Bluff (Sep 09, 2017)
Turnovers	3	vs Iowa State (Sep 16, 2017)
	3	at Troy (Sep 23, 2017)
	3	at Bowling Green (Sep 30, 2017)
Interceptions By	3	vs Ball State (Oct 07, 2017)
Punts	11	at Penn State (Sep 02, 2017)
Punting Avg	45.8	at Troy (Sep 23, 2017)
Long Punt	59	vs Ball State (Oct 07, 2017)
Punts inside 20	2	at Penn State (Sep 02, 2017)
	2	vs Iowa State (Sep 16, 2017)
	2	at Troy (Sep 23, 2017)
	2	at Bowling Green (Sep 30, 2017)
	2	vs Ball State (Oct 07, 2017)
Long Punt Return	4	vs Arkansas Pine Bluff (Sep 09, 2017)
	4	vs Ball State (Oct 07, 2017)

#### OPPONENT INDIVIDUAL GAME HIGHS

Rushes	31	FRANKLIN, Jarvi, at Western Michigan (Oct 15, 2017)
Yards Rushing	172	Barkley, Saquon, at Penn State (Sep 02, 2017)
TD Rushes	2	Barkley, Saquon, at Penn State (Sep 02, 2017)
Long Rush	80	Barkley, Saquon, at Penn State (Sep 02, 2017)
Pass attempts	41	Silvers, B., at Troy (Sep 23, 2017)
	41	MILAS, Jack, vs Ball State (Oct 07, 2017)
Pass completions	28	Silvers, B., at Troy (Sep 23, 2017)
Yards Passing	317	Park, Jacob, vs Iowa State (Sep 16, 2017)
TD Passes	2	McSorley, Trace, at Penn State (Sep 02, 2017)
	2	Park, Jacob, vs Iowa State (Sep 16, 2017)
	2	MORGAN, James, at Bowling Green (Sep 30, 2017)
Long Pass	50	WASSINK, Jon, at Western Michigan (Oct 15, 2017)
Receptions	10	MILLER, Scott, at Bowling Green (Sep 30, 2017)
Yards Receiving	93	ESKRIDGE, D'Way, at Western Michigan (Oct 15, 2017)
TD Receptions	2	Gesicki, Mike, at Penn State (Sep 02, 2017)
Long Reception	50	ESKRIDGE, D'Way, at Western Michigan (Oct 15, 2017)
Field Goals	2	Owens, Garrett, vs Iowa State (Sep 16, 2017)
	2	GRANT, Josh, at Western Michigan (Oct 15, 2017)
Long Field Goal	49	GRANT, Josh, at Western Michigan (Oct 15, 2017)
Punts	7	SNYDER, Nathan, vs Ball State (Oct 07, 2017)
Punting Avg	50.0	Gillikin, Blake, at Penn State (Sep 02, 2017)
Long Punt	56	Gillikin, Blake, at Penn State (Sep 02, 2017)
Punts inside 20	4	SNYDER, Nathan, vs Ball State (Oct 07, 2017)
Long Punt Return	61	Thompkins, D., at Penn State (Sep 02, 2017)
Long Kickoff Return	50	CLAIR, Andrew, at Bowling Green (Sep 30, 2017)
Tackles	12	Rookard, C., at Troy (Sep 23, 2017)
Sacks	1.5	Harvey, Willie, vs Iowa State (Sep 16, 2017)
	1.5	Lanning, Joel, vs Iowa State (Sep 16, 2017)
	1.5	Bridges, Zo, at Troy (Sep 23, 2017)
Tackles For Loss	3.0	Chavis, Tyrell, at Penn State (Sep 02, 2017)
	3.0	Harvey, Willie, vs Iowa State (Sep 16, 2017)
Interceptions	2	Weatherspoon, K, at Troy (Sep 23, 2017)

#### OPPONENT TEAM GAME HIGHS

Rushes	53	at Western Michigan (Oct 15, 2017)
Yards Rushing	247	at Penn State (Sep 02, 2017)
Yards Per Rush	7.3	at Penn State (Sep 02, 2017)
TD Rushes	4	at Penn State (Sep 02, 2017)
Pass attempts	46	vs Ball State (Oct 07, 2017)
Pass completions	28	at Troy (Sep 23, 2017)
Yards Passing	322	at Penn State (Sep 02, 2017)
Yards Per Pass	10.4	at Penn State (Sep 02, 2017)
TD Passes	2	at Penn State (Sep 02, 2017)
	2	vs Iowa State (Sep 16, 2017)
	2	at Bowling Green (Sep 30, 2017)
Total Plays	90	vs Ball State (Oct 07, 2017)
Total Offense	569	at Penn State (Sep 02, 2017)
Yards Per Play	8.8	at Penn State (Sep 02, 2017)
Points	52	at Penn State (Sep 02, 2017)
Sacks By	5	vs Iowa State (Sep 16, 2017)
First Downs	26	at Western Michigan (Oct 15, 2017)
Penalties	16	at Troy (Sep 23, 2017)
Penalty Yards	163	at Troy (Sep 23, 2017)
Turnovers	4	at Bowling Green (Sep 30, 2017)
Interceptions By	2	vs Iowa State (Sep 16, 2017)
	2	at Troy (Sep 23, 2017)
Punts	7	vs Ball State (Oct 07, 2017)
Punting Avg	50.0	at Penn State (Sep 02, 2017)
Long Punt	56	at Penn State (Sep 02, 2017)
Punts inside 20	4	vs Ball State (Oct 07, 2017)
Long Punt Return	61	at Penn State (Sep 02, 2017)



THE LAST TIME IT HAPPENED . . .

BY AKRON

100 Yards Rushing 112, Warren Ball at Troy, 9-23-17
150 Yards Rushing 151, Jawon Chisholm vs. Kent State, 11-08-13
175 Yards Rushing 184, Jawon Chisholm at Kent State, 11-28-14
200 Yards Rushing 277, Dennis Kennedy vs. Eastern Mich., 10-18-08
25+ Rushing Attempts 28, Warren Ball at Troy, 9-23-17
30+ Rushing Attempts 32, Alex Allen vs. Buffalo, 11-26-10
2 Touchdowns Rushing 2, Manny Morgan at Marshall, 9-17-16
3 Touchdowns Rushing 5, Bobby Hendry vs. Eastern Mich., 11-24-01
4+ Touchdowns Rushing 55, Jawon Chisholm vs. James Madison, 9-7-13
50-Yard Run 61, Manny Morgan at Marshall, 9-17-16
60-Yard Run 70 (TD), by Tra'Von Chapman vs. Miami (Ohio), 10-8-16
70-Yard Run 80 (TD), Jawon Chisholm at Kent State, 11-28-14
80-Yard Run 91, Alex Allen vs. Miami (Ohio), 11-17-10
90-Yard Run Nate Burney (119) and Alex Allen (110) vs. Gardner-Webb, 9-11-10
Two Players 100 Rushing Yards (each) 268, Thomas Woodson at Troy, 9-23-17
300 Yards Passing 316, Thomas Woodson vs. Toledo, 11-2-16
400 Yards Passing 407, Thomas Woodson vs. VMI, 9-3-16
20 Pass Completions 20, Thomas Woodson at Troy, 9-23-17
30 Pass Completions 30, Thomas Woodson vs. Ball State, 10-7-17
40 Pass Attempts 40, Thomas Woodson at Troy, 9-23-17
50 Pass Attempts \*62, Kyle Pohl vs. Bowling Green, 11-04-14
2 Touchdown Passes Thomas Woodson vs. Ball State, 10-7-17
3 Touchdown Passes Tra'Von Chapman vs. Miami (Ohio), 10-8-16
4 Touchdown Passes Thomas Woodson at Marshall, 9-17-16
5 Touchdown Passes Dalton Williams at FIU, 9-8-12
6 Touchdown Passes % Thomas Woodson vs. VMI, 9-3-16
2 Interceptions Thrown Thomas Woodson at Troy, 9-23-17
3 Interceptions Thrown Kyle Pohl vs. Bowling Green, 11-4-14
4 Interceptions Thrown Thomas Woodson at Ball State, 10-25-14
300 Yards Total Offense 314, Thomas Woodson vs. Toledo, 11-2-16
350 Yards Total Offense 356, Kyle Pohl vs. Howard, 8-28-14
400 Yards Total Offense 420, Thomas Woodson vs. VMI, 9-3-16
100 Yards Receiving 103, Kwadarrus Smith at Troy, 9-23-17
150 Yards Receiving 196, Jerome Lane vs. VMI, 9-3-16
200 Yards Receiving 223, Jabari Arthur vs. Western Michigan, 10-6-07
10 Receptions 10, JoJo Natson vs. Appalachian State, 9-24-16
10+ Receptions 11, Marquelo Suel at Kent State, 11-3-12
50-Yard Reception 57 (TD), Jerome Lane (Thomas Woodson) vs. Central Michigan, 10-31-15
60-Yard Reception 64 (TD), Jerome Lane (Tyrell Goodman) vs. Bowling Green, 11-9-16
70-Yard Reception 72 (TD), Jerome Lane (Thomas Woodson) at Louisiana, 9-26-15
80-Yard Reception 80, Andre Jones (Alex Allen) vs. Northern Ill., 10-31-09
90-Yard Reception 91, Jerome Lane (Thomas Woodson) vs. Toledo, 11-2-16
2 Touchdowns Receiving JoJo Natson vs. Miami (Ohio), 10-8-16
3 Touchdowns Receiving JoJo Natson vs. VMI, 9-3-16
Two Players 100 Yards Receiving (each) JoJo Natson (134) and Jerome Lane (115) at Marshall, 9-17-16
150 Yard Rusher and 150 Yard Receiver in Same Game #Jawon Chisholm (188 rushing) and Keith Sconiers (154 receiving) vs. VMI, 9-24-11
Kickoff Return for TD Dashan Miller (98 yards) vs. Syracuse, 10-24-09
Free Kick Return for TD 89, Andre Jones (78) and Alphonso Owen (11) vs. Western Michigan, 10-6-07
100-Yard Kickoff Return Jamie Goodwin at Connecticut, 10-25-03
100+ Yards in Kickoff Return Yardage 156, Van Edwards at Kent State, 10-1-16
Punt Return for TD JoJo Natson (79 yards) at Buffalo, 10-27-16
70-Yard Punt Return Domenik Hixon (85 yards) vs. Ball State, 10-23-04
200 All-Purpose Yards 200, Jawon Chisholm at Kent State, 11-28-14
250 All-Purpose Yards 263, Dennis Kennedy vs. Buffalo, 11-13-08
Interception for TD John Lako (35 yds.) vs. Ball State, 10-7-17
Intercepted 2+ Passes 2, Justin March (one for TD) at Michigan, 9-14-13
Fumble Return for TD JoJo Natson (0 yards) vs. VMI, 9-3-16
Blocked a Field Goal Brock Boxen (44-yard att.) vs. VMI, 9-3-16
Blocked 2 Field Goals Nick Rossi (46-yard att.) and Anthony Holmes (40-yard att.) at Northern Ill., 10-12-13
Blocked a PAT Andrew Hauser at Bowling Green, 9-30-17
Blocked Punt Returned for TD Zach Guiser at Marshall, 9-17-16
Had a 2-Pt Conversion Ulysees Gilbert (30 yds.) at Marshall, 9-17-16
Had a Defensive 2-Pt. Conversion Tyrell Goodman pass to Jerome Lane vs. BGSU, 11-9-16
50-Yard Field Goal Shawn Lemon (98 yds) vs. Toledo, 11-5-08
55-Yard Field Goal 50, Robert Stein at Miami (Ohio), 11-14-15
UA Recorded a Safety 56, Daron Alcorn vs. Toledo, 9-12-92
Andrew Hauser at Eastern Michigan, 10-10-15

AKRON TEAM

500 Yards Total Offense 529 at Ball State, 10-22-16
600 Yards Total Offense 626 vs. Savannah State, 9-19-15
700 Yards Total Offense \*753 vs Morgan State, 9-15-12
300 Yards Rushing Offense 339 vs. Eastern Michigan, 10-18-08
400 Yards Rushing Offense 440 vs. Liberty, 10-12-02
500 Yards Rushing Offense 503 vs. Northern Arizona, 9-28-91
300 Yards Passing Offense 368 at Troy, 9-23-16
400 Yards Passing Offense 425 vs. VMI, 9-3-16
500 Yards Passing Offense \*^565 vs. Morgan State, 9-15-12
Scored an OFF, DEF and ST Touchdown at Marshall, 9-17-16

BY OPPONENT

100 Yards Rushing 130, Jarvion Franklin, Western Michigan, 10-15-17
150 Yards Rushing 172, Saquon Barkley, #6 Penn State, 9-2-17
200 Yards Rushing 243, Zurlon Tipton, Central Michigan, 10-27-12
250 Yards Rushing 282, Jordan Johnson, Buffalo, 10-27-16
300 Yards Rushing 376, Travis Prentice, Miami (Ohio), 11-6-99
20 Rushing Attempts 25, Caleb Huntley, Ball State, 10-7-17
30 Rushing Attempts 31, Jarvion Franklin, Western Michigan, 10-15-17
40 Rushing Attempts 42, Garrett Wolfe, Northern Illinois, 12-1-05
3 Touchdowns Rushing Trayion Durham, Kent State, 11-3-12
4+ Touchdowns Rushing 5, Thomas Hammock, Northern Ill., 10-14-00
70-Yard Run 80, Saquon Barkley, #6 Penn State, 9-2-17
Two Players 100 Yards Rushing (each) 119, Donovan Green, 116, Fred Coppet, Bowling Green, 11-9-16
300 Yards Passing 314, Brandon Silvers, Troy, 9-23-17
400 Yards Passing 413, Chase Litton, Marshall, 9-17-16
500 Yards Passing 516, Zac Dysert, Miami (Ohio), 9-29-12
20 Pass Completions 21, Jack Milas, Ball State, 10-7-17
30 Pass Completions 34, Riley Neal, Ball State, 10-22-16
40 Pass Attempts 41, Jack Milas, Ball State, 10-7-17
50 Pass Attempts 57, Chase Litton, Marshall, 9-17-16
4 Touchdown Passes Chase Litton, Marshall, 9-17-16
5 Touchdown Passes Matt Johnson, Bowling Green, 10-17-15
5+ Touchdown Passes 6, Zac Dysert, Miami (Ohio), 9-29-12
3 Interceptions Thrown Chase Litton, Marshall, 9-17-16
500 Yards Total Offense 514, Dan LeFevour, Central Mich., 11-23-07
600 Yards Total Offense 624, Zac Dysert, Miami (Ohio), 9-29-12
100 Yards Receiving 118, Josh Knight, Marshall, 9-17-16
150 Yards Receiving 181, Justin Rankin, Kent State, 10-1-16
200 Yards Receiving 214, Lee Evans, Wisconsin, 9-6-03
10 Receptions Scott Miller, Bowling Green, 9-30-17
10+ Receptions 11, Hunter Sharp, Utah State, 12-22-15
3 Touchdown Receptions Jake Stoneburner, Ohio State, 9-3-11
60-Yard Reception 60, Alex Bayer, Bowling Green, 10-06-12
70-Yard Reception 78, Rokeem Williams, Miami (Ohio), 11-14-15
90-Yard Reception 91, Breshad Perriman, UCF, 8-29-13
Two Players Receiving 100 Yards (each) Jordan Williams (124) and Willie Snead (100), Ball State, 10-26-13
Kickoff Return for TD Dervon Wallace (91 yards), Western Mich., 10-23-10
Punt Return for TD DeAndre Thompkins (61 yards), #6 Penn State, 9-2-17
70-Yard Punt Return Stafford Owens (81 yards), Ohio, 11-13-04
Had 2 Interceptions 2, Byron Moore, Tennessee, 9-29-12
Returned Interception for TD Marshall Taylor, Miami (Ohio), 11-14-15
Had 3 Interceptions Brian Lainhart, Kent State, 10-4-08
Fumble Return for TD Taylor Royster (0 yards), BGSU, 11-4-14
75-Yard Fumble Return for TD 99, Quan Dillahunt, Howard, 9-20-03
Blocked a Field Goal Juwuan Tolbert (TD), Savannah State, 9-19-15
Blocked a PAT Boomer Mays, Northern Ill., 10-12-13
Blocked a Punt 2, Tony Reid, Miami (Ohio), 11-14-15
Blocked Punt Returned for TD Melvin Payne, Ohio, 10-10-09
Had a 2-Pt. Conversion Riley Neal (rush), Ball State, 10-22-16
50-Yard Field Goal Kaleb Patterson (52 yards), Miami (Ohio), 10-19-13
500 Yards Total Offense 585, #23 Western Mich., 10-15-16
600 Yards Total Offense 622, Toledo, 11-2-16
700 Yards Total Offense 705, Miami (Ohio), 9-29-12
Less Than 200 Yards of Total Offense 127, Morgan State, 9-12-09
UA Allowed a Safety at #10 Wisconsin, 9-10-16

\* - indicates school record
% - indicates tied school record=
# - first time in program history
^ - indicates Mid-American Conference record



GAME RECAPS

NITTANY LIONS

#1 **PENN STATE**

- ◆ Saturday, Sept. 2
- ◆ Noon • ABC
- ◆ Beaver Stadium | University Park, Pa.

<b>Akron (0-1)</b>	<b>0</b>	<b>0</b>	<b>0</b>	<b>0</b>	<b>-</b>	<b>0</b>
<b>Penn State (1-0)</b>	<b>14</b>	<b>21</b>	<b>10</b>	<b>7</b>	<b>-</b>	<b>52</b>

UNIVERSITY PARK, Pa.- The No. 6 ranked Penn State Nittany Lions defeated the Akron Zips, 52-0, in the 2017 season opener on a soggy Saturday afternoon at Beaver Stadium in front of 101,684 fans.

The 2016 Big Ten champions used a balance attack to generate 569 total yards of offense with 322 yards in the air and 247 yards on the ground en route to finding pay dirt seven times.

For Akron, senior QB Thomas Woodson returned to the starting role behind center after a season-ending injury in 2016. Woodson completed 12-of-23 passes for 71 yards and an interception.

Senior Tra'Von Chapman led the squad with three receptions and totaled 10 yards. On the ground, senior RB Warren Ball carried the bulk of the load with 13 carries for 27 yards, while freshman QB Kato Nelson posted a team-high 39 yards on nine rushes. Defensively, Akron was led by senior S Zach Guiser with 10 tackles and an interception.

**SCORING SUMMARY:**

				<b>UA-PSU</b>
1st	8:13	PSU	Thompkins 61 yd. punt return (Davis kick)	0-7
	0:49	PSU	Gesicki 13 yd. pass from McSorley (Davis kick) Drive: 10 plays, 75 yards in 4:49	0-14
2nd	8:48	PSU	McSorley 4 yd. run (Davis kick) Drive: 3 plays, 87 yards in 0:51	0-21
	4:49	PSU	Barkley 3 yd. run (Davis kick) Drive: 5 plays, 62 yards in 2:30	0-28
	0:23	PSU	Barkley 30 yd. run (Davis kick) Drive: 5 play, 45 yards in 1:51	0-35
3rd	6:01	PSU	Davis 47 yd. field goal Drive: 8 plays, 62 yards in 4:03	0-38
	1:02	PSU	Gesicki 2 yd. pass from McSorley (Davis kick) Drive: 3 plays, 58 yards in 1:23	0-45
4th	10:20	PSU	Stevens 5 yd. run (Davis kick) Drive: 5 plays, 66 yards in 1:56	0-52

	<b>AKRON</b>	<b>PSU</b>
FIRST DOWNS	12	24
RUSHES-YARDS (NET)	34-73	34-247
PASSING YDS (NET)	86	322
Passes Comp-Att-Int	14-29-1	21-31-1
TOTAL OFFENSE PLAYS-YARDS	63-159	65-569
Fumble Returns-Yards-TD	0-0-0	0-0-0
Punt Returns-Yards-TD	0-0-0	5-130-1
Kickoff Returns-Yards-TD	4-77-0	1-20-0
Interception Returns-Yards-TD	1-0-0	1-0-0
Punts (Number-Avg)	11-39.5	2-50.0
Fumbles-Lost	1-0	0-0
Penalties-Yards	9-84	5-45
Possession Time	30:30	29:30
Third-Down Conversions	24% (4 of 17)	33% (3 of 9)
Fourth-Down Conversions	0% (0 of 0)	50% (1 of 2)
Red-Zone Scores-Chances	0-0	5-6
Sacks By: Number-Yards	0-0	3-13

**RUSHING:**

UA - Nelson 9-39, Ball 13-27, Morgan 3-13, A. Williams 1-7, Sands 1-1, Edwards 5-(-2), Woodson 2-(-12). PSU - Barkley 14-172, McSorley 12-48, Stevens 4-16, Sanders 1-16, Team 1-(-2), Robinson 2-(-3).

**PASSING:**

UA - Woodson 12-23-1-71-0, Kelley 0-2-0-0-0, Nelson 1-2-0-11-0, Johns 1-2-0-4-0. PSU 0 McSorley 18-25-1-280-2, Stevens 3-6-0-42-0.

**RECEIVING:**

UA - Chapman 3-10, Coney 2-25, K. Smith 2-23, Bickley 2-21, Ball 2-3, Stewart 1-4, N. Williams 1-2, Young 1-(-2). PSU - Gesicki 6-58, Johnson 4-84, Hamilton 3-74, Barkley 3-54, Thompkins 2-29, Pancoast 1-12, Stevens 1-7, Polk 1-4.

GOLDEN LIONS

#2 **ARKANSAS PINE BLUFF**

- ◆ Saturday, Sept. 9
- ◆ 6:30 p.m. • ESPN3
- ◆ InfoCision Stadium - Summa Field | Akron, Ohio

<b>Arkansas Pine Bluff (1-1)</b>	<b>0</b>	<b>3</b>	<b>0</b>	<b>0</b>	<b>-</b>	<b>3</b>
<b>Akron (1-1)</b>	<b>14</b>	<b>17</b>	<b>14</b>	<b>7</b>	<b>-</b>	<b>52</b>

AKRON, Ohio - The Akron football team used 464 yards of total offense en route to a 52-3 home opening win over Arkansas Pine Bluff at InfoCision Stadium-Summa Field on Saturday evening.

Seniors RB Warren Ball and QB Thomas Woodson did most of the heavy lifting on offense. Ball found pay dirt three times on his way to 146 rushing yards on 20 carries. It was Ball's second 100-plus yard performance and the first multi-touchdown game of his career at Akron. Ball averaged 7.3 yards per carry with 32- and 21-yard long runs. Woodson completed 15-of-21 passes for 166 yards and a touchdown with no interceptions.

On the other side of the ball, the Zips' defensive efforts were highlighted by a pick-six by junior LB Ulysees Gilbert III. It was Gilbert's first career interception and first touchdown. Gilbert also led Akron with 10 tackles, including one for a five-yard loss.

**SCORING SUMMARY:**

				<b>UAPB-UA</b>
1st	10:47	UA	Ball 12 yd. run (O'Leary kick) Drive: 6 plays, 56 yards in 2:43	0-7
	6:28	UA	Coney 15 yd. pass from Woodson (O'Leary kick) Drive: 7 plays, 80 yards in 2:43	0-14
2nd	13:52	UA	O'Leary 34 yd. field goal Drive: 8 plays, 39 yards in 4:15	0-17
	13:35	UA	Gilbert 30 yd. interception return (O'Leary kick)	0-24
	7:59	PB	Gillan 25 yd. field goal Drive: 12 plays, 67 yards in 5:32	3-24
	5:00	UA	Ball 8 yd. run (O'Leary kick) Drive: 7 plays, 60 yards in 2:50	3-31
3rd	9:12	UA	Ball 8 yd. run (Gingerich kick) Drive: 13 plays, 65 yards in 5:48	3-38
	1:44	UA	Edwards 12 yd. run (O'Leary kick) Drive: 10 plays, 52 yards in 4:55	3-45
4th	5:18	UA	Sands 1 yd. run (O'Leary kick) Drive: 8 plays, 63 yards in 3:18	3-52

	<b>PINE BLUFF</b>	<b>AKRON</b>
FIRST DOWNS	12	26
RUSHES-YARDS (NET)	34-41	44-267
PASSING YDS (NET)	127	197
Passes Comp-Att-Int	14-25-2	17-26-0
TOTAL OFFENSE PLAYS-YARDS	59-168	70-464
Fumble Returns-Yards-TD	0-0-0	0-0-0
Punt Returns-Yards-TD	1-2-0	2-3-0
Kickoff Returns-Yards-TD	6-70-0	1-27-0
Interception Returns-Yards-TD	0-0-0	2-30-1
Punts (Number-Avg)	5-38.5	3-29.7
Fumbles-Lost	0-0	0-0
Penalties-Yards	7-70	11-130
Possession Time	30:00	30:00
Third-Down Conversions	16% (2 of 13)	55% (6 of 11)
Fourth-Down Conversions	0% (0 of 3)	100% (1 of 1)
Red-Zone Scores-Chances	1-1	7-7
Sacks By: Number-Yards	0-0	5-39

**RUSHING:**

Akron - Ball 20-146, Edwards 9-47, Sands 7-38, Woodson 2-16, Morgan 4-10, Turfe 1-6, Nelson 1-4. UAPB - Jordan 7-30, Duncan 11-17, Williams 13-8, Ralph 1-(-5), Patterson 2-(-9).

**PASSING:**

Akron - Woodson 15-21-0-166-1, Nelson 1-3-0-6-0, Kelley 1-2-0-25-0. Duncan 12-23-2-105-0, Patterson 1-1-0-15-0, Gillan 1-1-0-7-0.

**RECEIVING:**

Akron - Chapman 5-55, Smith 4-38, Young 3-26, Coney 2-39, Burkhart 1-25, Junk 1-10, Edwards 1-4. UAPB - K. Williams 4-23, Ralph 3-40, Brown 2-24, Colbet 1-15, Mack 1-13, N. Williams 1-7, Jordan 1-4, Rowland 1-1.



# #3 IOWA STATE CYCLONES

- ◆ Saturday, Sept. 16
- ◆ Noon • CBS-SN
- ◆ InfoCision Stadium - Summa Field | Akron, Ohio

Iowa State (2-1)	14	6	14	7	-	41
Akron (1-2)	0	14	0	0	-	14

AKRON, Ohio--The University of Akron football team fell, 41-14, to the Iowa State Cyclones at InfoCision Stadium- Summa Field on Saturday afternoon.

Senior QB Thomas Woodson carried the offense with 240 yards of the Zips 331 yards of total offense. He completed 25-of-40 passes with two touchdowns.

Junior WR Kwadarius Smith led the receiving corps with 76 yards and a touchdown on three receptions. Senior WR TraVon Chapman followed, catching eight passes for 53 yards, while senior WR A.J. Coney had four receptions for 52 yards.

The rushing attack was led by senior RB Warren Ball with 11 carries for 46 yards. Ball also had four receptions for eight yards with his first career receiving touchdown.

The Zips' defensive unit was led by junior LB Ulysees Gilbert III, who posted a team-best with 12 tackles. Junior LB Jamal Davis II recorded six tackles, including a team-high 1.5 tackles for a loss, and senior S Zach Guiser and junior CB Darian Dailey also recorded six tackles.

SCORING SUMMARY:				ISU-UA
1st	4:33	ISU	Lazard 7 yd. pass from Park (Owens kick)	
			Drive: 8 plays, 93 yards in 4:08	7-0
	0:35	ISU	Warren 1 yd. run (Owens kick)	
			Drive: 6 plays, 71 yards in 2:25	14-0
2nd	7:13	UA	Smith 45-yard pass from Woodson (O'Leary kick)	
			Drive: 6 plays, 70 yards in 2:38	14-7
	4:57	ISU	Owens 40 yd. FG	
			Drive: 8 plays, 57 yards in 2:10	17-7
	3:23	ISU	Owens 40 yd. FG	
			Drive: 4 play, 6 yards in 1:27	20-7
	0:38	UA	Ball 11 yd. pass from Woodson (O'Leary kick)	
			Drive: 10 play, 75 yards in 2:45	20-14
3rd	3:34	ISU	Murdock 43 yd. pass from Park (Owens kick)	
			Drive: 6 plays, 80 yards in 2:20	27-14
	1:34	ISU	Montgomery 9 yd. run (Owens kick)	
			Drive: 3 plays, 16 yards in 1:21	34-14
4th	5:12	ISU	Park 14 yd. run (Owens kick)	
			Drive: 11 plays, 69 yards in 6:09	41-14

	IOWA STATE	AKRON
FIRST DOWNS	23	19
RUSHES-YARDS (NET)	37-191	24-38
PASSING YDS (NET)	317	293
Passes Comp-Att-Int	24-33-0	27-44-2
TOTAL OFFENSE PLAYS-YARDS	70-508	68-331
Fumble Returns-Yards-TD	0-0-0	0-0-0
Punt Returns-Yards-TD	3-17-0	0-0-0
Kickoff Returns-Yards-TD	3-34-0	1-23-0
Interception Returns-Yards-TD	2-58-0	0-0-0
Punts (Number-Avg)	3-40.0	7-39.9
Fumbles-Lost	2-0	1-1
Penalties-Yards	7-72	7-79
Possession Time	31:52	28:08
Third-Down Conversions	46% (6 of 13)	62% (11 of 18)
Fourth-Down Conversions	0% (0 of 0)	0% (0 of 0)
Red-Zone Scores-Chances	4-5	1-1
Sacks By: Number-Yards	6-33	0-0

**RUSHING:**  
UA - Ball 11-40, Edwards 4-16, Nelson 1-8, Woodson 1-(-26). ISU- Montgomery 22-127, Park 3-38, Warren 9-31, Cronney 2-13, Land 1-(-2), Team 1-(-16).

**PASSING:**  
UA - Woodson 25-40-1-240-2, Nelson 2-4-1-53-0. ISU- Park 24-33-0-317-2.

**RECEIVING:**  
UA - Chapman 8-53, Coney 4-52, Ball 4-8, Smith 3-76, Gladney 3-18, Young 2-32, Bickley 2-22, Stewart 1-32. ISU- Ryen 6-80, Lazard 5-47, Montgomery 5-46, Butler 3-31, Jones 2-56, Eaton 2-14, Murdock 1-43.

# #4 TROJANS TROY

- ◆ Saturday, Sept. 23
- ◆ 6 PM | ESPN3
- ◆ Veterans Memorial Stadium

Akron (1-3)	3	0	7	7	-	17
Troy (3-1)	7	9	0	6	-	22

TROY, Ala. - Penalties and turnovers proved costly as the Akron Zips fell at Troy, 22-17, before 27,324 fans on Saturday evening at Veterans Memorial Stadium.

Following a 25-minute weather delay for lightning, the Zips jumped on the scoreboard first and then fought to regain the lead throughout most of the game. With 5:37 to go, UA went ahead 17-16 but couldn't hold on for the win.

Senior RB Warren Ball led the rushers with 112 yards and a touchdown on a career-high 28 carries. It marked the third 100-yard rushing performance of his career. Redshirt junior WR Kwadarius Smith had a career-high four receptions for a career-high 103 yards. It marked the first 100-yard receiving performance of his career.

Senior QB Thomas Woodson went 20-of-40 for 268 yards and a touchdown. He also had two interceptions. Defensively, redshirt junior DB Shawn Featherstone led the defense with a career-high 11 tackles, including a career-best seven solo stops.

SCORING SUMMARY:				UA-TROY
1st	9:36	UA	O'Leary 28 yd. field goal	
			Drive: 7 plays, 32 yards in 3:12	3-0
	5:03	TU	Chunn 6 yd. run (Underwood kick)	
			Drive: 13 plays, 83 yards in 4:33	3-7
2nd	14:54	TU	Underwood 22 yd. field goal	
			Drive: 12 plays, 67 yards in 4:14	3-10
	22:35	TU	Barker 48 yd. run (Underwood kick failed)	
			Drive: 4 plays, 63 yards in 1:22	3-16
3rd	2:59	UA	Smith 29 yd. pass from Woodson (O'Leary kick)	
			Drive: 7 plays, 68 yards in 3:02	10-16
4th	5:37	UA	Ball 4 yd. run (O'Leary kick)	
			Drive: 9 plays, 57 yards in 4:23	17-16
	1:06	TU	Douglas 23 yd. pass from Silvers	
			Drive: 9 plays, 97 yards in 2:08	17-22

	AKRON	TROY
FIRST DOWNS	23	24
RUSHES-YARDS (NET)	35-99	28-175
PASSING YDS (NET)	268	314
Passes Comp-Att-Int	20-40-2	29-42-0
TOTAL OFFENSE PLAYS-YARDS	75-367	70-489
Fumble Returns-Yards-TD	0-0-0	0-0-0
Punt Returns-Yards-TD	0-0-0	1-8-0
Kickoff Returns-Yards-TD	1-(-1)-0	4-105-0
Interception Returns-Yards-TD	0-0-0	2-0-0
Punts (Number-Avg)	5-45.8	4-43.0
Fumbles-Lost	1-1	1-1
Penalties-Yards	12-100	16-159
Possession Time	33:49	26:22
Third-Down Conversions	53% (9 of 17)	29% (4 of 14)
Fourth-Down Conversions	100% (1 of 1)	67% (2 of 3)
Red-Zone Scores-Chances	2-5	2-3
Sacks By: Number-Yards	1-7	2-9

**RUSHING:**  
Akron - Ball 28-112, Sands 1-2, Edwards 2-2, Woodson 4-(-17). Troy - Chunn 16-106, Barker 2-57, Henderson 4-8, Silvers 4-4, Anderson 1-2, Team 1-(-2).

**PASSING:**  
Akron - Woodson 20-40-2-268-1. Troy - Silvers 28-41-0-314-1, Barker 0-1-0-0-0.

**RECEIVING:**  
Akron - Wolf 6-71, Smith 4-103, Chapman 4-30, Coney 3-35, Morgan 1-13, Gladney 1-9, Ball 1-7. Troy - Douglas 7-92, McCormick 4-37, Chunn 4-29, Eafford 2-54, Quisenberry 2-25, Willis 2-20, Thompson 2-18, Johnson 2-17, Jones 1-16, Letton 1-4, Davis 1-2.



FALCONS

#5 BOWLING GREEN

- ◆ Saturday, Sept. 30
◆ 6 PM | ESPN3
◆ Doyt Perry Stadium

Table with 5 columns: Team, Points, Yards, Touchdowns, and Field Goals. Akron (2-3, 1-0 MAC) 13 7 7 7 - 34. Bowling Green (0-5, 0-1 MAC) 6 7 10 0 - 23.

BOWLING GREEN, Ohio - The Akron Zips led all but 2:36 en route to a 34-23 win over Bowling Green in the Mid-American Conference opener on Saturday evening at Doyt Perry Stadium.

The Zips reached the end zone five times as senior QB Thomas Woodson led the offense with 168 yards in the air, completing 13-of-24 passes with two touchdowns. He added an 11-yard touchdown run and totaled 24 yards on the ground on eight attempts.

Woodson's main target was senior WR A.J. Coney who caught five passes for 42 yards with a touchdown. Senior WR Austin Wolf followed with three catches and 68 yards receiving, including a 43-yard long touchdown reception.

On the ground, junior RB Van Edwards, Jr., carried the load. Edwards gained 70 yards on 14 attempts with a touchdown, while senior RB Manny Morgan picked up 51 yards on 11 rushing attempts. In addition, senior RB Warren Ball left the game with an injury after three carries.

The Akron defense also put points on the scoreboard as junior CB Kyron Brown recorded a pick-six for his first career touchdown. The Zips won the turnover battle, 4-3, which included three forced fumbles and two interceptions.

SCORING SUMMARY: UA-BG

Table with 5 columns: Quarter, Time, Team, Play Description, and Score. Includes plays like Coney 4 yd. pass from Woodson and Edwards 3 yd. run.

Summary table with 3 columns: Statistic, AKRON, and BGSU. Includes First Downs (19-17), Rushes-Yards (40-178), and Total Offense Plays-Yards (65-361).

RUSHING: UA - Edwards 14-70, Morgan 11-50, Nelson 4-27, Woodson 4-24, Ball 3-7. BG - Cleveland 20-94, Domer 4-42, Clair 4-27, Morgan 5-12, Skattebo 1-8, Wilson 3-7, Loy 3-3, Team 1(-12).

PASSING: UA - Woodson 13-24-1-168-2, Nelson 1-1-0-15-0. BG - Morgan 17-28-1-163-2, Doege 6-9-1-14-0, Wilcox 1-1-0-18-0, Loy 0-0-0-0-0.

RECEIVING: UA - Coney 5-42, Wolf 3-68, Chapman 2-23, Booker 1-18, Smith 1-15, Gladney 1-13, Morgan 1-4. BG - Miller 10-60, Redding 4-36, Cleveland 3-15, Clair 2-33, Guyton 2-10, Doege 1-18, Folkerstma 1-17, Morris 1-6.

CARDINALS

#6 BALL STATE

- ◆ Saturday, Oct. 7
◆ 3:30 p.m. • ESPN3
◆ InfoCision Stadium - Summa Field

Table with 5 columns: Team, Points, Yards, Touchdowns, and Field Goals. Ball State (2-4, 0-2 MAC) 3 0 0 0 - 3. Akron (3-3, 2-0 MAC) 7 10 0 14 - 31.

AKRON, Ohio - Akron football entered the second half with a 14-point advantage and tacked on 14 more points en route to a 31-3 win over Ball State during Saturday's Homecoming game at InfoCision Stadium- Summa Field.

Senior QB Thomas Woodson completed 17 passes for 211 yards with two touchdowns. Senior WR A.J. Coney hauled in six passes for a team-best 90 yards, while junior WR Kwadarius Smith caught three passes for 74 yards and a touchdown and senior WR Austin Wolf was targeted four times for 57 yards and a touchdown.

On the ground, sophomore RB Deltron Sands racked up 53 yards on six carries with a 32-yard touchdown run, while senior RB Manny Morgan used eight carries for 44 yards.

Defensively, the Zips issued five sacks and three interceptions while limiting the Cardinals to just three points. Junior LB Ulysees Gilbert III and senior LB Andrew Hauser led Akron with 13 tackles apiece. Gilbert added a sack for eight yards of loss, while Hauser grabbed his first career interception.

SCORING SUMMARY: BSU-UA

Table with 5 columns: Quarter, Time, Team, Play Description, and Score. Includes plays like Wolf 24 yd. pass from Woodson and Sands 32 yd. run.

Summary table with 3 columns: Statistic, BALL STATE, and AKRON. Includes First Downs (22-19), Rushes-Yards (44-155), and Total Offense Plays-Yards (90-376).

RUSHING: BSU - Huntley 25-129, Dunner 8-37, Milas 9-7, Blair 2(-18). Akron - Sands 6-52, Morgan 8-43, Edwards 7-19, Nelson 4-11, Turfe 1-8, Woodson 5-1.

PASSING: BSU - Milas 21-41-3-176-0, Blair 3-5-0-45-0. Akron - Woodson 17-30-0-211-2, Nelson 1-1-0-38-0.

RECEIVING: BSU - Hall 7-48, Givan 4-39, Dunner 3-28, Huntley 3-21, Davis 2-41, Miller 2-14, Littles 1-14, Pinter 1-13, Endsley 1-3. Akron - Coney 6-90, Wolf 4-57, Smith 3-74, Chapman 3-23, Young 1-4, Edwards 1-1.



BRONCOS

# 7 WESTERN MICHIGAN

- ◆ Sunday, Oct. 15
- ◆ 1 PM | Streamed [scheduled for CBS-SN]
- ◆ Waldo Stadium

<b>Akron (4-3, 3-0 MAC)</b>	<b>7</b>	<b>7</b>	<b>0</b>	<b>0</b>	<b>-</b>	<b>14</b>
<b>Western Michigan (4-3, 2-1 MAC)</b>	<b>0</b>	<b>3</b>	<b>0</b>	<b>10</b>	<b>-</b>	<b>13</b>

KALAMAZOO, Mich. - Rain and flooding postponed the game, but didn't deter the teams, as Akron and Western Michigan took the football field for Mid-American Conference action on Sunday at Waldo Stadium. On a chilly and rainy afternoon, Akron upset the defending MAC champions 14-13.

Senior RB Manny Morgan led the Zips' rushing efforts with 12 carries for 53 yards. Senior QB Thomas Woodson went 13-of-24 for 127 yards and a touchdown.

Senior captain WRA.J. Coney led the receivers with three receptions for 38 yards.

Defensively, sophomore CB Alvin Davis II led the Zips with 12 tackles, while junior LB Ulysees Gilbert III had 10 tackles and a sack that sealed the win with 12 seconds remaining.

On Western Michigan's opening drive, CB Kyrin Brown intercepted the ball on the 24 yardline and returned the ball 70 yards to WMU 24. Two plays later, Woodson hit freshman TE Kobie Booker with a 13-yard touchdown pass. O'Leary tacked on the extra point to give UA an early 7-0 lead.

To open the second quarter, the Broncos couldn't convert in the red zone. Held to a 25-yard field goal attempt by the UA defense, the kick went wide left. Akron took advantage of the opportunity, driving to the one. One back-to-back direct snaps, RB Manny Morgan ran the ball into the end zone for a one-yard score, giving the Zips a 14-0 edge with 10:07 to go in the half.

<b>SCORING SUMMARY:</b>				<b>UA-WMU</b>
1st	8:25	UA	Booker 13 yd. pass from Woodson (O'Leary kick) Drive: 2 plays, 24 yards in 0:34	7 - 0
2nd	10:07	UA	Morgan 1 yd. run (O'Leary kick) Drive: 10 plays, 80 yards in 4:42	14 - 0
	7:39	WM	Grant 49 yd. field goal Drive: 5 plays, 36 yards in 2:28	14 - 3
4th	10:38	WM	Eskridge 50 yd. pass from Wassink (Grant kick) Drive: 6 plays, 68 yards in 2:44	14 - 10
	5:07	WM	Grant 35 yd. field goal Drive: 10 plays, 47 yards in 3:52	14 - 13

	<b>AKRON</b>	<b>WESTERN</b>
FIRST DOWNS	14	26
RUSHES-YARDS (NET)	31-88	53-244
PASSING YDS (NET)	127	182
Passes Comp-Att-Int	13-24-1	17-29-1
TOTAL OFFENSE PLAYS-YARDS	55-215	82-426
Fumble Returns-Yards-TD	0-0-0	0-0-0
Punt Returns-Yards-TD	0-0-0	1-15-0
Kickoff Returns-Yards-TD	3-51-0	3-25-0
Interception Returns-Yards-TD	1-70-0	1-0-0
Punts (Number-Avg)	7-36.1	3-24.7
Fumbles-Lost	0-0	1-0
Penalties-Yards	9-93	6-62
Possession Time	26:51	33:09
Third-Down Conversions	33% (4 of 12)	35% (6 of 17)
Fourth-Down Conversions	0% (0 of 0)	75% (3 of 4)
Red-Zone Scores-Chances	2-2	1-4
Sacks By: Number-Yards	2-6	2-10

**RUSHING:**  
UA - Morgan 12-53, Edwards 13-38, Woodson 6-(-3). WMU - Franklin 31-130, Bogan 10-68, Bellamy 6-37, Eskridge 2-7, Wassink 4-2.

**PASSING:**  
UA - Woodson 13-24-1-127-1. WMU - Wassink 17-29-1-182-1.

**RECEIVING:**  
UA - Coney 3-38, Booker 2-34, Bickley 2-27, Smith 2-10, Morgan 2-5, Chapman 1-14, Edwards 1-(-1). WMU - Eskridge 7-93, Watson 6-54, Curtis 2-18, Sanders 1-15m Ernsberger 1-2.