

ADRIAN COLLEGE FOOTBALL RECORD BOOK



UPDATED THROUGH 2024 SEASON

TABLE OF CONTENTS

- Career Records
- Individual Single Season Records
- Team Single Season Records
- Individual Single Game Records
- Team Single Game Records
- Head Coach Records
- All-MIAA Selections
- MIAA Most Valuable Players
- All-Region Selections
- All-Americans
- Team Championships
- All-Time Series Records
- Year-by-Year Results
- Adrian Athletic Hall of Fame Members

Note: Historical information is based on available records and subject to change. If anyone has supporting evidence regarding statistics, rosters, game results or team pictures, please contact the Sports Information Office at sportsinfo@adrian.edu or by calling 517-265-5161 ext. 5471 so that we can strive to have the most up-to-date history on the Adrian Bulldogs football program.

CAREER RECORDS

RUSHING YARDS

1. Emmanuel Stewart	2014-18	5,349
2. Chris Clay	2002-05	2,969
3. Troy Niblock	2006-08	2,351
4. Steven Moses	2018-22	2,203
5. Wayne Roedel	1984, 86-87	2,093
6. Todd Wozniak	1991-94	1,838
7. Jared Edwards	2008-10	1,827
8. Sam Fields	1995-97	1,819
9. Kevin Bostelman	1998-99, 01-02	1,806
10. Bill Badour	1985-86, 88-89	1,673

PASS ATTEMPTS

1. Jack Wurzer	2018-21	957
2. Mike McGee	2007-10	815
3. Dan Hutchison	1996-98	681
4. Pete Mazzoni	1987-90	639
5. Joe Davis	1997-99, 01	623
6. Bruce Crosthwaite	1984-87	618
7. Ryan Holtz	1991-93	541
8. Adam Tubaro	2001-03	537
9. Jeff Dropps	1993-95	442
10. Steve Dembowski	1983-84	418

RUSHING ATTEMPTS

1. Emmanuel Stewart	2014-18	802
2. Sam Fields	1995-97	510
3. Chris Clay	2002-05	505
4. Troy Niblock	2006-08	470
5. Wayne Roedel	1984, 86-87	457
6. Todd Wozniak	1991-94	449
7. Bill Badour	1985-86, 88-89	421
8. Steven Moses	2018-22	408
9. Robert Thompson	1988-91	368
10. Kevin Bostelman	1998-99, 01-02	355

PASS COMPLETIONS

1. Jack Wurzer	2018-21	552
2. Mike McGee	2007-10	494
3. Bruce Crosthwaite	1984-87	368
4. Dan Hutchison	1996-98	336
5. Pete Mazzoni	1987-90	334
6. Joe Davis	1997-99, 01	319
7. Adam Tubaro	2001-03	312
8. Ryan Holtz	1991-93	294
9. Jeff Dropps	1993-95	235
10. Steve Dembowski	1983-84	229

RUSHING TOUCHDOWNS

1. Emmanuel Stewart	2014-18	55
2. Wayne Roedel	1984, 86-87	32
3. Chris Clay	2002-05	29
4. Bill Badour	1985-86, 88-89	24
5. Troy Niblock	2006-08	23
Steven Moses	2018-22	23
7. Matt Gudorf	1994-95, 97-98	18
8. Chris Wilson	1999-00, 03-04	17
Tim Fralick	1983-86	17
Kevin Bostelman	1998-99, 01-02	17

PASSING YARDS

1. Jack Wurzer	2018-21	7,862
2. Mike McGee	2007-10	6,643
3. Bruce Crosthwaite	1984-87	4,959
4. Pete Mazzoni	1987-90	4,468
5. Dan Hutchison	1996-98	4,461
6. Joe Davis	1997-99, 01	3,817
7. Ryan Holtz	1991-93	3,678
8. Adam Tubaro	2001-03	3,472
9. Paul Downs	1975-78	3,424
10. Jeff Dropps	1993-95	2,748

CAREER RECORDS

PASSING TOUCHDOWNS

1. Jack Wurzer	2018-21	66
2. Mike McGee	2007-10	49
3. Bruce Crosthwaite	1984-87	45
4. Pete Mazzoni	1987-90	32
5. Adam Tubaro	2001-03	31
6. Dan Hutchison	1996-98	29
7. Joe Davis	1997-99, 01	27
8. Ryan Holtz	1991-93	24
9. Jeff Dropps	1993-95	20
Andy Denryter	2004-06	20
Steve Dembowski	1983-84	20

PASSES INTERCEPTED

1. Dan Hutchison	1996-98	35
2. Joe Davis	1997-99, 01	33
3. Bruce Crosthwaite	1984-87	31
4. Mike McGee	2007-10	30
5. Jack Wurzer	2018-21	29
6. Paul Downs	1975-78	28
7. Ryan Holtz	1991-93	27
8. Pete Mazzoni	1987-90	26
9. Jeff Dropps	1993-95	22
10. Steve Dembowski	1983-84	20

COMPLETION PERCENTAGE (Min. 40 Attempts)

1. Jake Kelbert	2024	64.9
2. Mike McGee	2007-10	60.6
3. Noah Heide	2018-20, 22, 24	59.9
4. Bruce Crosthwaite	1984-87	59.5
5. Andy Denryter	2004-06	59.4
6. Justin Hemm	2009-11	59.2
7. Brandon Miller	2011	58.6
8. Adam Tubaro	2001-03	58.1
9. Jack Wurzer	2018-21	57.7
10. Steve Dembowski	1983-84	54.8

RECEIVING YARDS

1. Jerron McGaw	2015-18	2,974
2. Steve Kress	1999-02	1,971
3. Joe Bacani	1976-78	1,719
4. David Hutchison	1994-97	1,649
5. Desmond Upshaw	2005-07	1,545
6. Ryan Speiser	1997-99	1,423
7. Patrick Reagan	2005-08	1,390
8. Henry Wilson	2017-20	1,379
9. Jeff Upton	1985-88	1,348
10. Robert Banks	1984-86	1,310

RECEPTIONS

1. Jerron McGaw	2015-18	180
2. Steve Kress	1999-02	135
3. David Hutchison	1994-97	98
4. Joe Beehler	2006-09	92
5. Chris Cook	1998-00	90
6. Joe Bacani	1976-78	89
Jeff Upton	1985-88	89
Joel Musielwicz	2003-05	89
9. Desmond Upshaw	2005-07	88
Bob Smedley	1983-85	88

TOUCHDOWN RECEPTIONS

1. Jerron McGaw	2015-18	27
2. Robert Banks	1984-86	15
3. Steve Kress	1999-02	14
David Hutchison	1994-97	14
Joe Bacani	1976-78	14
6. Ryan Speiser	1997-99	13
7. Patrick Reagan	2005-08	12
8. Joel Musielwicz	2003-05	11
Desmond Upshaw	2005-07	11
Justin Hemm	2009-11	11

CAREER RECORDS

TOTAL POINTS SCORED

1. Emmanuel Stewart	2014-18	356
2. James Spencer	2003-06	203
3. Wayne Roedel	1984, 86-87	192
4. Chris Clay	2002-05	174
5. Bill Badour	1985-86, 88-89	152
6. Cooper West	2018-21	151
7. Troy Niblock	2006-08	150
8. Steven Moses	2018-22	142
9. Nick MacKool	1992-95	125
10. Tim Fralick	1983-86	122
Matt Gudorf	1994-95, 97-98	122

PAT KICKS ATTEMPTED

1. Cooper West	2018-21	123
2. James Spencer	2003-06	109
3. Mike Farrell	1983-85	84
4. Justin Warner	2007-09	76
5. Nick MacKool	1992-95	70
6. Mark Brammer	2002-04	64
7. Norman Potter	1987, 89-90	63
8. Clint Irwin	1995-98	52
9. Logan Mitseff	2008-11	50
10. Walker Evans	2020-22	41
Phil Andre	1999-01	41

TOUCHDOWNS SCORED

1. Emmanuel Stewart	2014-18	59
2. Wayne Roedel	1984, 86-87	32
3. Chris Clay	2002-05	29
4. Jerron McGaw	2015-19	28
5. Bill Badour	1985-86, 88-89	25
Troy Niblock	2006-08	25
7. Steven Moses	2018-22	23
8. Tim Fralick	1983-86	20
Matt Gudorf	1994-95, 97-98	20
Kevin Bostlman	1998-99, 01-02	20

PAT KICK PERCENTAGE (Min. 20 Attempts)

1. Mike Farrell	1983-85	100.00
2. James Spencer	2003-06	95.4
3. Zach Scoville	2006-09	93.8
Mark Brammer	2002-04	93.8
5. John Pettigrew	1980	92.9
6. Logan Mitseff	2008-11	92.0
7. Dave Markle	1974-76	91.9
8. Norman Potter	1987, 89-90	88.9
9. Justin Warner	2007-09	88.2
10. Cooper West	2018-21	86.2

PAT KICKS MADE

1. Cooper West	2018-21	106
2. James Spencer	2003-06	104
3. Mike Farrell	1983-85	84
4. Justin Warner	2007-09	67
5. Mark Brammer	2002-04	60
6. Nick MacKool	1992-95	59
7. Norman Potter	1987, 89-90	56
8. Logan Mitseff	2008-11	46
9. Clint Irwin	1995-98	43
10. Walker Evans	2020-22	35

FIELD GOALS MADE

1. James Spencer	2003-06	33
2. Nick MacKool	1992-95	22
3. Justin Warner	2007-09	18
4. Mike Farrell	1983-84	17
5. Cooper West	2018-21	15
6. Dave Markle	1974-76	13
Clint Irwin	1995-98	13
8. Jeff Goodes	1986-88	8
Logan Mitseff	2008-11	8
Norman Potter	1987, 89-90	8
Phil Andre	1999-01	8
Walker Evans	2020-22	8

CAREER RECORDS

FIELD GOALS ATTEMPTED

1. James Spencer	2003-06	44
2. Clint Irwin	1995-98	32
3. Nick MacKool	1992-95	31
4. Justin Warner	2007-09	30
Dave Markle	1974-76	30
6. Mike Farrell	1983-84	29
7. Cooper West	2018-21	23
8. Phil Andre	1999-01	17
Norman Potter	1987, 89-90	17
10. Logan Mitseff	2008-11	16
Mike Hirvela	1994, 96-97	

PUNT ATTEMPTS

1. Clint Irwin	1995-98	177
2. Matt Patterson	2001-04	167
3. Kevin Allaer	2007-10	163
4. Craig Barnes	1989-92	152
5. Austin Behnke	2018-21	139
6. Sammy Lafata	2022-24	119
7. Jay Overmyer	1991-94	109
8. Jim Allshouse	1974-75	107
9. Jeff Goodes	1986-88	103
10. Phil Andre	1999-01	95

FIELD GOAL PERCENTAGE (Min. 10 Attempts)

1. James Spencer	2003-06	75.0
Walker Evans	2020-22	75.0
3. Jeff Goodes	1986-88	72.7
4. Nick MacKool	1992-95	71.0
5. Cooper West	2018-21	65.2
6. Justin Warner	2007-09	60.0
7. Mike Farrell	1983-84	58.6
8. Logan Mitseff	2008-11	50.0
9. Phil Andre	1999-01	47.1
Norman Potter	1987, 89-90	47.1

AVERAGE YARDS PER PUNT (Min. 15 Attempts)

1. Jim Allshouse	1974-75	40.44
2. Dustin Salliotte	2010-11	40.27
3. Sammy Lafata	2022-24	38.66
4. Kevin Allaer	2007-10	38.43
5. Bruce Bone	1976	36.56
6. Tom Wakeling	1983	36.42
7. Kyle Lindsay	2004-06	36.38
8. Craig Barnes	1989-92	35.99
9. Clint Irwin	1995-98	35.32
10. Jeff Goodes	1986-88	35.23

PUNT YARDS

1. Kevin Allaer	2007-19	6,264
2. Clint Irwin	1995-98	6,252
3. Matt Patterson	2001-04	5,731
4. Craig Barnes	1989-92	5,470
5. Austin Behnke	2018-21	4,858
6. Sammy Lafata	2022-24	4,601
7. Jim Allshouse	1974-75	4,327
8. Jay Overmyer	1991-94	3,766
9. Jeff Goodes	1986-88	3,629
10. Kyle Lindsay	2004-06	3,311

PUNT RETURN YARDS

1. Aaron Marshall	1989-92	732
2. Jared Edwards	2008-10	469
3. Joel Musielwicz	2003-05	404
4. Aaron Klotz	1994-97	373
5. DJ Howard	2004-06	361
6. Robert Banks	1984-86	314
7. Pat Luma	1978-79	311
8. Phil Miller	1980	261
9. Mark Stepanski	1991-94	254
10. Nate Biringier	2000-02	234

CAREER RECORDS

PUNT RETURNS

1. Aaron Marshall	1989-92	68
2. Aaron Klotz	1994-97	49
3. Jared Edwards	2008-10	48
4. Joel Musielwicz	2003-05	46
5. Robert Banks	1984-86	44
6. Pat Luma	1978-79	38
7. Nate Biringer	2000-02	36
8. Phil Miller	1980	33
9. Mike Williams	1986-88	23
10. DJ Howard	2004-06	22
Ryan Speiser	1997-99	22

PUNT RETURN TOUCHDOWNS

1. Joel Musielwicz	2003-05	2
DJ Howard	2004-06	2
3. Aaron Marshall	1989-92	1
Jared Edwards	2008-10	1
Mark Stepansky	1991-94	1
Kenny Kujawa	2021-22	1

AVG. YARDS PER PUNT RETURN (Min. 10 at-tempts)

1. DJ Howard	2004-06	16.41
2. Chris Cook	2008-11	13.70
3. Mark Stepansky	1991-94	12.10
4. Kenny Kujawa	2021-22	11.43
5. Aaron Marshall	1989-92	10.76
6. Brian Birmingham	1990-92	10.00
Cedrick Walker	1983	10.00
8. Jared Edwards	2008-10	9.77
9. Brandon Mohney	2005-07	9.09
10. Joel Musielwicz	2003-05	8.78

KICK RETURN YARDS

1. Joe Beehler	2006-09	1,632
2. Matt Gudorf	1994-95, 97-98	1,534
3. Brad Gross	1987-89	1,343
4. Robert Banks	1984-86	1,181
5. Joel Musielwicz	2003-05	1,175
6. Ricky Miller	1999-01	918
7. Todd Wozniak	1991-94	719
8. Jason Desotell	2000-01, 03	549
9. Robert Thompson	1988-91	460
10. Paul Hannon	1974-76	437

KICK RETURNS

1. Joe Beehler	2006-09	66
2. Brad Gross	1987-89	60
3. Matt Gudorf	1994-95, 97-98	54
4. Robert Banks	1984-86	53
5. Joel Musielwicz	2003-05	49
6. Ricky Miller	1999-01	45
7. Paul Hannon	1974-76	35
8. Todd Wozniak	1991-94	34
9. Jason Desotell	2000-01, 03	29
10. Derek Anderson	2003-05	22

KICK RETURN TOUCHDOWNS

1. Robert Thomspen	1988-91	2
2. Jay Gilmore	1996-99	1
Todd Wozniak	1991-94	1
Mark Stepansky	1991-94	1
Matt Gudorf	1994-95, 97-98	1
Danny Cobb	2010-11	1

CAREER RECORDS

AVG. YARDS/KICK RETURN (Min. 10 attempts)

1. Robert Thompson	1988-91	32.86
2. Matt Gudorf	1994-95, 97-98	28.41
3. Joe Beehler	2006-09	24.73
4. Joel Musielwicz	2003-05	23.98
5. Jared Edwards	2008-10	23.77
6. Reggie Townsend	1995-96	22.56
7. Brad Gross	1987-89	22.38
8. Robert Banks	1984-86	22.28
9. Jay Gilmore	1996-99	21.35
10. Curtis Belen	1990-91	21.17

TOTAL TACKLES

1. Taz Wallace	2003-06	429
2. Joe Piersante	1988-91	354
3. Rob Vujaklija	1993-96	289
4. Brandon Kwiatkowski	2018-22	272
5. Brad Haddix	1993-96	257
6. Elliot Grondin	1990, 92-94	251
7. Greg Pscodna	1983-85	244
8. Keith Bluhm	1985-88	235
9. Jay Overmyer	1991-94	232
10. Ron Shiels	2000-03	228

INTERCEPTION RETURN YARDS

1. Dan Regan	2001-04	248
2. Brandon Mohney	2005-07	226
3. Mark Westenberg	2003-06	221
4. Dan McKeown	2002-05	196
5. Jim Harrington	1996-98	139
6. Tyrelle Deener	2020-22	137
7. Chris Cook	2008-11	116
8. Aaron Klotz	1994-97	105
9. Steve Pletszak	1991	99
10. Mike Williams	1986-88	93

SOLO TACKLES

1. Taz Wallace	2003-06	227
2. Joe Piersante	1988-91	215
3. Brandon Kwiatkowski	2018-22	162
4. Greg Pscodna	1983-85	147
Ricci Woodall	1986-89	147
Jay Overmyer	1991-94	147
7. Ron Shiels	2000-03	146
8. Elliot Grondin	1990, 92-94	142
9. Rob Vujaklija	1993-96	138
10. Wally Qualls	1989-91	132

INTERCEPTIONS

1. Dan McKeown	2002-05	15
2. Aaron Marshall	1989-92	14
3. Mark Westenberg	2003-06	13
4. Aaron Klotz	1994-97	11
5. Dan Regan	2001-04	10
Brandon Mohney	2005-07	10
7. Tyrelle Deener	2020-22	9
8. Mike Williams	1986-88	8
Mark Stepansky	1991-94	8
Brandon Kwiatkowski	2018-22	8
Waides Ashmon	2021-24	8

ASSISTED TACKLES

1. Taz Wallace	2003-06	202
2. Rob Vujaklija	1993-96	151
3. Joe Piersante	1988-91	139
4. Keith Bluhm	1985-88	134
5. Brad Haddix	1993-96	127
6. AJ Marry	2003-06	124
7. Gary Guidos	1983-85	116
8. Craig Weigel	1995-98	112
9. Brandon Kwiatkowski	2018-22	110
10. Elliot Grondin	1990, 92-94	109
Tim Doty	1984-85, 87-88	109

CAREER RECORDS

TACKLES FOR LOSS

1. Michael Lewis	2002-05	60.5
2. Chuck Spolsky	1998-01	37.0
Tim Moore	1996-99	37.0
4. Taz Wallace	2003-06	29.5
Austin Fritz	2007-10	29.5
6. Joel Howland	2003-06	25.0
7. Harry Bailey	2006-08	24.5
8. Kyle Minder	2020-22	23.5
Gino Panza	2006-09	23.5
10. Dan Moylan	1996-99	20.0
Winston McGee	2000-02	20.0

YARDS TACKLED FOR LOSS

1. Michael Lewis	2002-05	336
2. Austin Fritz	2007-10	136
3. Chuck Spolsky	1998-01	135
4. Winston McGee	2000-02	112
5. Joel Howland	2003-06	117
6. Harry Bailey	2006-08	114
7. Tim Moore	1996-99	109
8. Dan Moylan	1996-99	101
9. Adam Saggese	1995-97, 99	93
10. Justin Judd	2008-09	92
Taz Wallace	2003-06	92

SACKS

1. Michael Lewis	2002-05	40.5
2. Wally Qualls	1989-91	17.0
3. Austin Fritz	2007-10	14.5
Jack Fugate	2000-03	14.5
5. Joel Howland	2003-06	14.0
6. Chuck Spolsky	1998-01	13.5
7. Winston McGee	2000-02	11.0
Adam Saggese	1995-97, 99	11.0
9. Keith Kopinski	1993-96	10.0
10. Bronson Gonzales	2008-09	9.5

YARDS FROM SACKS

1. Michael Lewis	2002-05	265
2. Chuck Spolsky	1998-01	90
3. Austin Fritz	2007-10	88
4. Winston McGee	2000-02	78
5. Keith Kopinski	1993-96	75
6. Jack Fugate	2000-03	72
Bronson Gonzales	2008-09	72
8. Joel Howland	2003-06	66
Justin Judd	2008-09	66
10. Ed Kennedy	1997-98	64

FORCED FUMBLES

1. Tim Moore	1996-99	6
2. Steve Gauthier	2002-04	5
Brian Birmingham	1990-92	5
4. Michael Lewis	2002-05	4
Chris Elsey	2004-07	4
Taz Wallace	2003-06	4
Dan Moylan	1996-99	4
Jack Fugate	2000-03	4
9. Rob Vujaklija	1993-96	3
Pat Heath	1989-91	3
Bronson Gonzales	2008-09	3
Steve Kamego	1989-90, 92	3
Jay Overmyer	1991-94	3
Chad Henline	1994-97	3
Brain Aulph	1996-98	3
Nick Pipia	2005-08	3
Chris Hodos	1990-92	3
Aaron Moran	1997-00	3
Jim Harrington	1996-98	3
Jay Gilmore	1996-99	3
Eddie Lyke	1995-97	3
Chris Warfield	2000-03	3
Chris McGuire	2006-09	3
Joe Piersante	1988-91	3
Waides Ashmon	2021-24	3

CAREER RECORDS

FUMBLES RECOVERED

1. Michael Lewis	2002-05	7
2. Brent Baksa	1993-96	6
Chris Hodos	1990-92	6
4. Jay Gilmore	1996-99	5
5. Keith Kopinski	1993-96	4
Rob Vujaklija	1993-96	4
Keith Bluhm	1985-88	4
Eddie Lyke	1995-97	4
Austin Fritz	2007-10	4
Elliot Grondin	1990, 92-94	4

PASS BREAKUPS

1. Aaron Klotz	1994-97	31
2. Marc King	1994-96	23
3. Mark Stepansky	1991-94	22
4. Brandon Mohney	2005-07	19
5. Brent Baksa	1993-96	16
Jay Overmyer	1991-94	16
7. Dan Regan	2001-04	15
Jim Harrington	1996-98	15
9. Dan McKeown	2002-05	14
Chris Elsey	2004-07	14

BLOCKED KICKS

1. Jim Outlaw	1998-01	4
2. Gino Panza	2006-09	3
3. Joe Papazian	1994-95	2
Brit Cox	1991-93	2
Michael Lewis	2002-05	2
Joel Howland	2003-06	2
AJ Marry	2003-06	2
Rob Vujaklija	1993-96	2

INDIVIDUAL SINGLE SEASON

RUSHING YARDS

1. Emmanuel Stewart	2015	1,539
2. Emmanuel Stewart	2017	1,410
3. Emmanuel Stewart	2018	1,340
4. Kevin Bostelman	2002	1,311
5. Troy Niblock	2007	1,108
6. Steven Moses	2021	1,070
7. Emmanuel Stewart	2014	1,060
8. Jared Edwards	2010	1,011
9. Troy Niblock	2008	1,009
10. Chris Clay	2005	983

RUSHING ATTEMPTS

1. Kevin Bostelman	2002	257
2. Troy Niblock	2007	232
3. Emmanuel Stewart	2018	218
4. Emmanuel Stewart	2017	212
5. Steve Motte	1983	210
6. Emmanuel Stewart	2015	209
7. Troy Niblock	2008	202
Dave Kovalik	1979	202
Todd Wozniak	1994	202
10. Robert Thompson	1990	201

RUSHING TOUCHDOWNS

1. Emmanuel Stewart	2017	18
2. Chris Clay	2005	17
3. Kevin Bostelman	2002	14
Matt Gudorf	1998	14
Emmanuel Stewart	2018	14
6. Wayne Roedel	1987	13
7. Troy Niblock	2007	12
Bill Badour	1988	12
Emmanuel Stewart	2015	12
7. Tim Fogg	1980	11
Bill Badour	1989	11
Wayne Roedel	1986	11
Tim Fralick	1985	11
Emmanuel Stewart	2014	11

PASS ATTEMPTS

1. Joe Davis	1999	335
2. Jack Wurzer	2019	303
3. Dan Hutchison	2005	302
4. Andy Denryter	2006	293
5. Mike McGee	2010	288
6. Adam Tubaro	2003	280
7. Joe Davis	2001	277
8. Dan Hutchison	1997	272
9. Dan Hutchison	1998	266
10. Matt Patterson	2004	263

PASS COMPLETIONS

1. Mike McGee	2010	183
2. Jack Wurzer	2019	182
3. Andy Denryter	2006	176
4. Joe Davis	1999	167
5. Adam Tubaro	2003	163
Jake Kelbert	2024	165
7. Randy Hutchison	2005	157
8. Adam Rubaro	2002	146
Joe Davis	2001	146
10. Mike McGee	2009	143

PASSING YARDS

1. Jack Wurzer	2019	2,450
2. Mike McGee	2010	2,302
3. Andy Denryter	2006	2,123
Joe Davis	1999	2,123
5. Randy Hutchison	2005	2,065
6. Jack Wurzer	2018	2,001
7. Brandon Miller	2011	1,955
8. Mike McGee	2009	1,939
9. Burce Crosthwaite	1985	1,893
10. Dan Hutchison	1997	1,887

INDIVIDUAL SINGLE SEASON

PASSING TOUCHDOWNS

1. Jack Wurzer	2018	25
2. Mike McGee	2010	19
3. Adam Tubaro	2003	18
Jack Wurzer	2021	18
Randy Hutchison	2005	18
Bruce Crosthwaite	1985	18
7. Andy Denryter	2006	17
8. Brandon Miller	2011	15
Joe Davis	1999	15
Bruce Crosthwaite	1986	15
Mike McGee	2009	15

RECEIVING YARDS

1. Jerron McGaw	2017	1,233
2. Justin Hemm	2012	1,209
3. Jerron McGaw	2018	1,079
4. Darius Philon	2016	1,050
5. Nathan Hartline	2014	971
6. Steve Kress	2001	966
7. Henry Wilson	2019	965
8. David Hutchison	1997	879
9. Ryan Speiser	1999	867
10. Joe Bacani	1977	853

PASSES INTERCEPTED

1. Joe Davis	1999	18
2. Angelo Antonucci	1974	17
3. Dan Hutchison	1998	16
4. Joe Davis	2001	14
Matt Patterson	2004	14
6. Brad Maska	2000	12
Andy Denryter	2006	12
Jeff Dropps	1994	12
Paul Downs	1976	12
Pete Mazzoni	1990	12

RECEPTIONS

1. Justin Hemm	2012	78
Jalen Wallace	2024	78
3. Jerron McGaw	2017	70
4. Mitch Gabriele	2010	63
5. Darius Philon	2016	61
Steve Kress	2001	61
7. Steve Kress	2022	55
Jerron McGaw	2016	55
9. Nathan Hartline	2014	54
10. Andy Keimer	2003	53

COMPLETION PERCENTAGE (Min. 20 Attempts)

1. Justin Hemm	2009	65.2
2. Jake Kelbert	2024	64.9
3. Mike McGee	2010	63.5
4. Bruce Crosthwaite	1985	63.0
5. Noah Heide	2022	61.6
6. Mike McGee	2008	60.9
7. Andy Denryter	2006	60.1
Jack Wurzer	2019	60.1
9. Steve Dembowski	1983	59.8
10. Mike McGee	2009	59.6

TOTAL POINTS SCORED

1. Emmanuel Stewart	2017	120
2. Chris Clay	2005	102
3. Kevin Bostelman	2002	96
4. Emmanuel Stewart	2018	92
5. Matt Gudorf	1998	84
6. James Spencer	2005	79
7. Wayne Roedel	1987	78
Bill Badour	1988	78
Troy Niblock	2007	78
Emmanuel Stewart	2015	78

INDIVIDUAL SINGLE SEASON

TOUCHDOWN RECEPTIONS

1.	Jerron McGaw	2018	12
2.	Jerron McGaw	2017	10
	Ryan Speiser	1999	10
4.	Robert Banks	1986	9
	Justin Hemm	2010	9
6.	Steve Kress	2002	8
7.	David Hutchison	1995	7
	Joel Musielwicz	2005	7
	Steve Konkle	1985	7
10.	Mitch Gabriele	2010	6
	Phil Miller	1980	6
	Andy Keimer	2003	6
	Joe Bacani	1977	6
	Larry Anschuetz	1990	6
	Jalen Wallace	2024	6

TOUCHDOWNS SCORED

1.	Emmanuel Stewart	2017	20
2.	Chris Clay	2005	17
3.	Kevin Bostelman	2002	16
4.	Emmanuel Stewart	2018	15
5.	Matt Gudorf	1998	14
6.	Bill Badour	1988	13
	Emmanuel Stewart	2015	13
	Wayne Roedel	1987	13
	Troy Niblock	2007	13
10.	Tim Fralick	1985	12
	Tim Fogg	1980	12
	Jerron McGaw	2018	12

PAT KICKS MADE

1.	James Spencer	2005	40
2.	Jack Boike	2024	37
3.	Mark Brammer	2002	32
4.	Mike Farrell	1984	30
	Cooper West	2019	30
	Cooper West	2021	30
	Walker Evans	2022	30
	Logan Mitseff	2010	30
9.	Justin Warner	2007	28
	James Spencer	2006	28
	Al Cockerill	1986	28

PAT KICKS ATTEMPTED

1.	James Spencer	2005	43
2.	Jack Boike	2024	38
3.	Cooper West	2021	37
4.	Walker Evans	2022	35
5.	Mark Brammer	2002	34
	Cooper West	2019	34
7.	Logan Mitseff	2010	33
	Justin Warner	2007	33
9.	Al Cockerill	1986	32
	Cooper West	2018	32

PAT KICK PERCENTAGE (Min. 20 attempts)

1.	Mike Farrell	1984	100.00
	James Spencer	2003	100.00
3.	Jack Boike	2024	97.3
4.	James Spencer	2006	96.6
5.	Dustin Salliotte	2013	96.2
6.	Dustin Salliotte	2012	96.0
7.	Mark Brammer	2002	94.1
8.	James Sepncer	2005	93.0
9.	John Pettigrew	1980	92.9
10.	Logan Mitseff	2011	92.7

INDIVIDUAL SINGLE SEASON

FIELD GOALS MADE

1. James Spencer	2005	13
2. Mike Farrell	1983	12
3. James Spencer	2004	9
Cooper West	2019	9
5. Jeff Goodes	1988	8
James Spencer	2006	8
6. Justin Warner	2007	7
Logan Mitsfeff	2010	7
Phil Andre	2000	7
Nick MacKool	1994	7

PUNT YARDS

1. Phil Andre	2000	2,322
2. Joe Bacani	1978	2,273
3. Jim Allshouse	1975	2,245
4. Jim Allshouse	1974	2,082
5. Matt Patterson	2004	2,069
6. Jay Overmyer	1994	1,988
7. Craig Barnes	1992	1,935
8. Kevin Allaer	2009	1,904
9. Sammy Lafata	2023	1,884
10. Craig Parnes	1991	1,843

FIELD GOALS ATTEMPTED

1. Mike Farrell	1983	21
2. Clint Irwin	1998	17
3. James Spencer	2006	15
James Spencer	2005	15
5. Dave Markle	1976	14
6. Cooper West	2019	12
6. Justin Warner	2008	11
Mark Flora	1978	11
James Spencer	2004	11
Jeff Goodes	1988	11

PUNT ATTEMPTS

1. Phil Andre	2000	71
2. Joe Bacani	1978	69
3. Jim Allshouse	1975	56
Matt Patterson	2004	56
5. Jay Overmyer	1993	55
6. Clint Irwin	1995	54
7. Craig Barnes	1992	53
8. Kevin Allaer	2009	52
Jay Overmyer	1993	52
Craig Barnes	1991	52

FIELD GOAL PERCENTAGE (Min 10 attempts)

1. James Spencer	2005	86.7
2. John Pettigrew	1979	85.7
3. James Spencer	2004	81.8
4. Nick MacKool	1992	80.0
Alec Milley	2023	80.0
6. Justin Warner	2007	77.8
7. Cooper West	2019	75.0
8. Jeff Goodes	1988	72.7
9. John Pettigrew	1980	71.4
Dave Markle	1975	71.4
Nick MacKool	1993	71.4

AVERAGE YARDS PER PUNT (Min. 10 attempts)

1. Sammy Lafata	2023	40.96
2. Jim Allshouse	1974	40.82
3. Kevin Allaer	2007	40.28
4. Dustin Salliotte	2011	40.27
5. Jim Allshouse	1975	40.09
6. Kevin Allaer	2008	39.80
7. Clint Irwin	1998	39.33
8. Clint Irwin	1997	39.24
9. Craig Barnes	1990	38.77
10. Kevin Allaer	2010	38.24

INDIVIDUAL SINGLE SEASON

PUNT RETURN YARDS

1.	Aaron Marshall	1990	462
2.	DJ Howard	2005	334
3.	Jared Edwards	2008	299
4.	Phil Miller	1980	261
5.	Pat Luma	1979	199
6.	Joel Musielwicz	2003	186
7.	Mark Stepansky	1993	173
8.	Aaron Klotz	1995	157
9.	Aaron Marshall	1991	152
10.	Ryan Speiser	1998	129

PUNT RETURNS

1.	Phil Miller	1980	33
2.	Aaron Marshall	1990	31
3.	Jared Edwards	2008	24
4.	Ryan Speiser	1998	22
	Pat Luma	1978	22
6.	Aaron Marshall	1991	21
7.	DJ Howard	2005	18
	Joel Musielwicz	2004	18
9.	Robert Banks	1985	16
	Aaron Klotz	1996	16
	Pat Luma	1979	16

PUNT RETURN TOUCHDOWNS

1.	Joel Musielwicz	2003	2
	DJ Howard	2005	2
3.	Aaron Marshall	1990	1
	Jared Edwards	2008	1
	Mark Stepansky	1993	1
	Kenny Kujawa	2022	1

AVG. YARDS PER PUNT RETURN (Min. 5)

1.	DJ Howard	2005	18.56
2.	Mark Stepansky	1993	15.73
3.	Aaron Marshall	1990	14.90
4.	Kenny Kujawa	2022	14.11
5.	Chris Cook	2011	13.29
6.	Jared Edwards	2008	12.46
7.	Pat Luma	1979	12.44
8.	Joel Musielwicz	2003	12.40
9.	Mike Williams	1988	11.00
10.	Aaron Klotz	1997	10.58

KICK RETURN YARDS

1.	Matt Gudorf	1995	658
2.	Joe Beehler	2007	594
3.	Matt Gudorf	1998	566
4.	Joel Musielwicz	2005	545
5.	Joel Musielwicz	2003	537
6.	Ricky Miller	1999	532
7.	Brad Gross	1989	528
8.	Robert Banks	1984	485
9.	Joe Beehler	2009	463
10.	Brad Gross	1988	455

KICK RETURNS

1.	Joel Musielwicz	2003	24
	Robert Banks	1984	24
3.	Joe Beehler	2007	23
	Matt Gudorf	1998	23
5.	Ricky Miller	1999	22
6.	Brad Gross	1989	21
	Brad Gross	1988	21
	Paul Hannon	1974	21
	Ricky Miller	2000	21
10.	Jason Desotell	2001	20
	Matt Gudrof	1995	20
	Joel Musielwicz	2005	20

INDIVIDUAL SINGLE SEASON

AVG. YARDS PER KICK RETURN (Min. 5)

1. Robert Thompson	1990	33.56
2. Matt Gudorf	1995	32.90
3. Danny Cobb	2011	30.80
4. Matt Gudorf	1997	28.18
5. Joel Musielwicz	2005	27.25
6. Khris Crumsey	2024	26.25
7. Joe Beehler	2007	25.83
8. Joe Beehler	2009	25.72
9. Robert Banks	1985	25.65
Joe Beehler	2008	25.65

INTERCEPTION RETURN YARDS

1. Brandon Mohny	2007	155
2. Jim Harrington	1997	132
3. Dan Regan	2004	129
4. Steve Pletszak	1991	99
5. Dan McKeown	2004	93
6. Eddie Lyke	1996	86
7. Mark Westenberg	2006	85
8. Mike Ayre	1980	83
9. Mark Stepansky	1993	81
10. Dan Regan	2003	75

INTERCEPTIONS

1. Dan McKeown	2004	9
2. Mark Evans	1984	7
3. Mark Stepansky	1993	6
Aaron Klotz	1996	6
Mark Buckhout	1978	6
6. Brandon Mohny	2007	5
Steve Pletszak	1991	5
Brad Smagala	2008	5
Brandon Kwiatkowski	2022	5
Tyrelle Deener	2022	5
Sederick Dunbar	2009	5
Mark Westenberg	2005	5
Steve Pletszak	1990	5
Aaron Marshall	1992	5
Chaun Tolbert	2023	5

INTERCEPTION RETURN TOUCHDOWNS

1. Taz Wallace	2005	2
Brandon Mohny	2007	2
3. 16 People		18 Times

TOTAL TACKLES

1. Taz Wallace	2004	155
2. Joe Piersante	1990	141
3. Taz Wallace	2006	138
4. Taz Wallace	2005	133
5. Tim Doty	1988	129
6. John DeLeon	1987	121
7. John laFolla	1983	120
8. Brad Haddix	1995	117
9. Gary Guidos	1984	114
10. Michael Hoving	1987	104

INDIVIDUAL SINGLE SEASON

UNASSISTED TACKLES

1. Taz Wallace	2004	100
2. Joe Piersante	1990	85
3. Jeff Godfrey	2002	73
4. John IaFolla	1983	70
5. Taz Wallace	2006	66
6. Charles Fleck	2014	64
7. Tim Doty	1988	63
8. Jay Overmyer	1994	62
9. Dontrell Tucker	2015	61
Taz Wallace	2005	61

ASSISTED TACKLES

1. Ryker Bidwell	2023	78
2. Taz Wallace	2005	72
Taz Wallace	2006	72
4. John DeLeon	1987	66
Tim Doty	1988	66
6. AJ Marry	2005	63
7. Gary Guidoes	1984	59
8. Brad Haddix	1995	58
9. Tim McPhee	2018	57
10. Joe Piersante	1990	56

TACKLES FOR LOSS

1. Michael Lewis	2005	24.0
2. Damon Fuller	2016	20.5
3. Damon Fuller	2014	19.5
4. Michael Lewis	2004	18.0
Deontae Bridgeman	2013	18.0
6. Jack Carter	2013	16.5
Damon Fuller	2015	16.5
8. Michael Lewis	2003	14.5
9. Harry Bailey	2008	13.5
Jack Carter	2014	13.5

TACKLE FOR LOSS YARDS

1. Michael Lewis	2004	124
2. Michael Lewis	2005	109
3. Damon Fuller	2016	100
4. Damon Fuller	2014	97
5. Winston McGee	2000	93
6. Damon Fuller	2015	89
7. Damon Fuller	2017	76
8. Jack Carter	2014	73
9. Deontae Bridgeman	2013	72
10. Michael Lewis	2003	68
Justin Judd	2008	68

SACKS

1. Michael Lewis	2003	14.5
2. Michael Lewis	2004	14.0
3. Damon Fuller	2014	12.0
4. Damon Fuller	2016	11.5
5. Damon Fuller	2015	8.5
6. Jack Carter	2014	8.0
Wally Qualls	1990	8.0
Winston McGee	2000	8.0
Michael Lewis	2005	8.0
10. Jack Carter	2013	7.5

YARDS FROM SACKS

1. Michael Lewis	2004	107
2. Damon Fuller	2014	83
3. Damon Fuller	2016	70
4. Michael Lewis	2003	68
5. Wally Qualls	1990	65
6. Damon Fuller	2015	59
7. Jack Carter	2014	57
Winston McGee	2000	57
Justin Judd	2008	57
10. Bronson Gonzales	2009	56
Michael Lewis	2005	56
Damon Fuller	2017	56

INDIVIDUAL SINGLE SEASON

FORCED FUMBLES

1. Deontae Bridgeman	2013	4
Brian Birmingham	1992	4
3. Tim Moore	1998	3
Pat Heath	1991	3
Chad Henline	1996	3
Deontae Bridgeman	2012	3
Jack Fugate	2002	3
Steve Gauthier	2004	3
Steve Kamego	1992	3
Chris McGuire	2008	3

FUMBLES RECOVERED

1. Jay Gilmore	1998	4
Chris Hodos	1992	4
3. Charles Fleck	2014	3
Elliot Grondin	1992	3
Keith Kopinski	1994	3
Hunter Juntunen	2011	3
Tony Krenselewski	1986	3
Jim Deere	1988	3
Brent Baksa	1996	3
Dan Moylan	1998	3
John IaFolla	1983	3
Michael Lewis	2003	3

PASS BREAKUPS

1. Aaron Klotz	1997	14
2. Mark Stepansky	1993	13
3. Marc King	1995	12
4. Chris Elsey	2007	11
Keman Jacobs	2011	11
AJ Pipkins	2023	11
7. Quincy Dorsey	2024	10
8. Marc King	1996	9
Ellis Ewing	2013	9
Juwan King	2012	9
Brandon Mohney	2006	9
Mark Stepansky	1994	9
Curtis Rhoden	2014	9
Shawn Starks	2019	9

TEAM SINGLE SEASON

RUSHING YARDS

1. 2017	2,689
2. 1980	2,581
3. 2015	2,541
4. 2008	2,311
5. 2014	2,299
6. 2018	2,146
7. 1984	2,102
8. 2021	2,096
9. 2003	2,058
10. 2022	1,999

AVG. YARDS PER RUSH

1. 1974	6.14
2. 2017	5.40
3. 2015	5.22
4. 2003	5.18
5. 1980	5.10
6. 2002	5.04
7. 2008	4.95
8. 2018	4.80
9. 2005	4.65
10. 2004	4.55

PASS COMPLETIONS

1. 2024	209
2. 2010	196
3. 2019	188
4. 2016	185
5. 2006	183
6. 2009	181
7. 2005	170
8. 1999	169
9. 2003	164
10. 2002	155

RUSHING ATTEMPTS

1. 2014	532
2. 1980	506
3. 1979	490
4. 2015	487
5. 1983	484
6. 1984	478
2012	478
8. 2008	467
9. 2017	462
10. 1978	451

RUSHING YARDS PER GAME

1. 2015	254.1
2. 2017	247.5
3. 2008	231.1
4. 2014	209.0
5. 2003	205.8
6. 2022	198.4
7. 1985	190.0
8. 2018	188.1
9. 2002	186.8
10. 1987	183.3

PASSING YARDS

1. 2016	2,632
2. 2019	2,456
3. 2009	2,463
4. 2010	2,417
5. 2018	2,319
6. 2005	2,295
7. 2006	2,250
8. 2011	2,216
9. 2017	2,166
10. 1999	2,150

RUSHING TOUCHDOWNS

1. 1980	29
2017	29
3. 2008	28
2014	28
5. 1987	26
6. 2022	24
7. 2015	22
8. 1985	21
2005	21
10. 2011	20
2003	20
2007	20
1984	20
2002	20
2024	20

PASS ATTEMPTS

1. 1999	341
2. 2016	339
3. 2024	329
4. 2005	325
5. 2019	319
6. 2000	318
7. 2010	316
8. 2006	305
9. 2009	297
10. 2001	287

PASSING TOUCHDOWNS

1. 2018	25
2. 2009	20
3. 2021	19
2010	19
5. 1985	18
2003	18
2016	18
2024	18
9. 2017	17
2006	17
2007	17

TEAM SINGLE SEASON

PASSES INTERCEPTED

1. 1974	20
2. 1996	19
3. 2016	18
1999	18
5. 1998	17
6. 1976	16
2000	16
2007	16
2014	16
10. 2004	15
1994	15

AVG. YARDS/COMPLETION

1. 1980	18.31
2. 1979	17.57
3. 2008	15.90
4. 2018	15.66
5. 2017	15.30
6. 2014	15.22
7. 2011	14.87
8. 2020	14.70
9. 2007	14.44
10. 2021	14.34

RECEPTIONS PER GAME

1. 2024	20.90
2. 2010	19.60
3. 2019	18.80
4. 2016	18.50
5. 2006	18.30
6. 2009	18.10
7. 2005	17.00
8. 1999	16.90
9. 1995	16.56
10. 2003	16.40

PASS COMPLETION PCT.

1. 2024	63.5
2. 1985	62.3
3. 2010	62.0
4. 2009	60.9
5. 2006	60.0
6. 2012	59.7
7. 2017	59.4
8. 1983	59.0
9. 2019	58.9
10. 2002	58.7

PASSING YARDS PER GAME

1. 2016	263.2
2. 2009	246.3
3. 2019	245.6
4. 2010	241.7
5. 2018	231.9
6. 2005	229.5
7. 2020	226.9
8. 2006	225.0
9. 2011	221.6
10. 2017	216.6

TOTAL OFFENSE

1. 2017	4,641
2. 2018	4,200
3. 2014	4,156
4. 2019	4,073
5. 2005	4,033
6. 2011	3,938
7. 2015	3,932
8. 2016	3,922
9. 2003	3,881
10. 2010	3,863

AVERAGE YARDS PER PASS

1. 2017	9.1
2. 2008	8.8
3. 1985	8.6
4. 1980	8.5
5. 2018	8.4
6. 2009	8.3
2007	8.3
8. 2011	8.2
9. 2020	8.1
10. 2021	8.09

TOTAL OFFENSE PER GAME

1. 2017	464.1
2. 2018	420.0
3. 2019	407.3
4. 1985	400.9
5. 2011	393.8
6. 2015	393.2
7. 2016	392.2
8. 2003	388.1
9. 2010	386.3
10. 2009	382.9

TEAM SINGLE SEASON

TOTAL OFFENSE PER PLAY

1. 2017	6.60
2. 1974	6.35
3. 2018	6.30
4. 1985	5.95
5. 2008	5.93
6. 2020	5.90
7. 2021	5.80
8. 2005	5.77
9. 2015	5.74
10. 2011	5.72

PAT KICKS MADE

1. 2003	43
2. 2005	42
3. 2017	41
1985	41
5. 2011	38
6. 2024	37
7. 2009	34
8. 1984	33
9. 2008	32
2002	32
1980	32

FIELD GOALS MADE

1. 2005	13
1983	13
3. 2012	12
2017	12
5. 2004	10
2014	10
7. 2019	9
2011	9
9. 1988	8
2007	8
2006	8
2009	8

TOTAL POINTS SCORED

1. 2005	359
2. 2017	357
3. 2011	325
4. 2003	319
5. 2018	312
6. 2014	309
7. 1985	293
8. 2007	291
9. 2024	290
10. 2002	284

PAT KICKS ATTEMPTED

1. 2018	45
2005	45
3. 2003	44
2017	44
5. 2011	41
1985	41
7. 2014	38
2024	38
8. 2021	37
2007	37

FIELD GOALS ATTEMPTED

1. 1983	22
2. 2012	21
3. 2011	18
4. 1998	17
1997	17
2015	17
2009	17
8. 2014	16
9. 2006	15
2005	15

TOUCHDOWNS SCORED

1. 2017	46
2005	46
3. 2003	44
4. 2011	43
5. 2014	41
6. 2021	40
2024	40
8. 1985	39
2007	39
10. 2008	38

PAT KICK PCT.

1. 1983	100.0
1978	100.0
1994	100.0
1985	100.0
5. 2003	97.7
6. 2024	97.3
7. 1984	97.1
8. 2006	96.6
9. 2013	96.2
2012	96.2

FIELD GOAL PERCENTAGE

1. 2021	100.0
2. 2017	92.3
3. 2005	86.7
4. 2004	83.3
5. 2002	80.0
1992	80.0
7. 2019	75.0
8. 2007	72.7
1988	72.7
10. 1980	71.4
1975	71.4
1993	71.4

TEAM SINGLE SEASON

PUNT YARDS

1. 1975	3,245
2. 1978	2,458
3. 2000	2,322
4. 2013	2,188
5. 2004	2,142
6. 2007	2,086
7. 1974	2,082
8. 2012	1,999
9. 1994	1,988
10. 2023	1,978

PUNT RETURN YARDS

1. 2005	483
2. 1990	473
3. 1980	373
4. 2008	364
5. 1983	277
6. 1985	265
7. 2013	259
8. 1979	253
9. 2015	248
10. 2003	214
1997	214

AVG. YARDS/PUNT RETURN

1. 1990	14.33
2. 2005	13.80
3. 1993	12.53
4. 2003	11.89
5. 2015	10.78
6. 2008	10.71
7. 1985	10.60
8. 2022	10.53
9. 1997	10.19
10. 1979	10.12

PUNT ATTEMPTS

1. 2000	74
2. 1978	73
3. 2004	61
4. 2007	60
5. 2013	59
6. 2014	58
7. 1995	57
1994	57
9. 1975	56
10. 1993	55

PUNT RETURNS

1. 1980	46
2. 2005	35
3. 2008	34
4. 1990	33
5. 1998	31
2000	31
7. 1983	30
8. 2013	29
9. 2007	28
10. 2012	28

KICK RETURN YARDS

1. 1999	991
2. 2001	940
3. 2015	878
4. 2017	862
5. 1995	845
6. 2005	805
7. 2003	770
8. 2007	740
9. 1994	730
2016	720

AVERAGE YARDS PER PUNT

1. 1975	57.95
2. 2017	41.51
3. 2016	40.24
4. 1974	40.04
5. 1998	39.38
6. 1997	38.80
7. 2021	38.37
8. 2024	37.10
9. 2013	37.08
10. 2015	37.06

PUNT RETURN TOUCHDOWNS

1. 2005	2
2003	2
3. 1993	1
2008	1
2013	1
1990	1
2022	1

KICK RETURNS

1. 1999	49
2017	49
3. 2001	48
4. 2016	44
2000	44
2003	44
7. 2002	41
2015	41
1994	41
10. 1996	38
2006	38
2019	38

TEAM SINGLE SEASON

KICK RETURN TOUCHDOWNS

1. 1997	2
2. 2011	1
1991	1
1990	1
1994	1
1993	1

AVG. YARDS/KICK RETURN

1. 1995	26.41
2. 1990	26.18
3. 2008	24.27
4. 1997	24.14
5. 2007	23.87
6. 1998	22.79
7. 1985	22.58
8. 1979	21.92
9. 1980	21.90
10. 2005	21.76

INTERCEPTIONS

1. 1984	19
2. 2022	18
3. 2004	17
2003	17
2015	17
2022	17
7. 2007	16
1996	16
1997	16
1985	16
1986	16

INTERCEPTION TOUCHDOWNS

1. 2015	4
2. 2003	3
3. 2005	2
2011	2
2010	2
2007	2
2013	2
8. 1996	1
2000	1
2009	1
2001	1
1997	1
2016	1
2004	1
1993	1
1995	1
2020	1
2022	1
2024	1

TOTAL TACKLES

1. 1988	1,000
2. 1984	941
3. 1983	939
4. 1987	933
5. 1989	910
6. 1986	895
7. 1985	881
8. 1994	880
9. 1990	863
10. 2005	818

UNASSISTED TACKLES

1. 1984	541
2. 1989	540
3. 2000	534
4. 2019	522
5. 1994	516
6. 1983	511
7. 1999	503
8. 1990	496
1991	496
10. 1988	494

ASSISTED TACKLES

1. 1988	506
2. 1987	482
3. 2018	452
4. 1986	441
5. 2005	436
6. 1983	428
7. 2003	414
8. 1985	403
9. 2016	401
10. 1984	400

TEAM SINGLE SEASON

TACKLES FOR LOSS

1. 2013	99
2. 2008	92
3. 2011	88
4. 2007	82
5. 2009	80
6. 2016	79
7. 2014	77
8. 2000	74
9. 2012	71
10. 2024	70

YARDS FROM SACKS

1. 2014	207
2. 2016	205
3. 2008	196
4. 2004	192
5. 2013	181
6. 2011	179
7. 2000	178
8. 2005	173
9. 2009	172
10. 2002	169

PASS BREAKUPS

1. 1995	53
2. 2011	46
3. 1997	43
4. 2012	42
2009	42
6. 1996	41
7. 2000	39
8. 1993	38
2007	38
2015	38
2019	38

YARDS TACKLED FOR LOSS

1. 2008	370
2. 2013	369
3. 2011	357
4. 2007	324
5. 2016	322
6. 2005	317
7. 2014	314
8. 2015	303
9. 2009	297
10. 2000	282

FORCED FUMBLES

1. 1996	18
2. 1998	17
3. 1992	16
4. 2013	14
5. 2008	13
6. 2014	12
7. 2012	11
2011	11
9. 2007	10
10. 2004	9
1991	9

SACKS

1. 1992	69
2. 2008	32
2014	32
4. 2016	32
5. 2000	31
6. 2013	30
7. 2011	29
8. 2009	28
2003	28
10. 2007	24

FUMBLES RECOVERED

1. 1998	21
2. 1988	17
1996	17
4. 1992	16
5. 2014	14
2004	14
1985	14
8. 2011	13
9. 1986	12
1991	12

INDIVIDUAL SINGLE GAME

RUSHING ATTEMPTS

1. Troy Niblock	11/10/07	40
Troy Niblock	11/3/07	40
3. Emmanuel Stewart	9/30/17	39
4. Kyle Smock	9/15/12	35
5. Kyle Nutter	10/8/16	34

RUSHING YARDS

1. Emmanuel Stewart	10/20/18	284
2. Emmanuel Stewart	10/18/14	281
3. Jared Edwards	10/23/10	250
4. Jared Edwards	11/6/10	248
5. Emmanuel Stewart	10/21/17	234

MOST RUSHING TOUCHDOWNS

1. Tim Fogg	10/4/80	5
2. Troy Niblock	9/27/08	4
Emmanuel Stewart	10/20/18	4
4. Aaron Tenney	11/15/14	3
Ce'Juwon McFerrin	2 Times	3
Damon Brown	11/5/11	3
David Nutter	9/17/16	3
Emmanuel Stewart	5 Times	3
Myke Johnson	10/25/08	3
TJ Williams	10/28/06	3
Troy Niblock	10/27/07	3
Steven Moses	4 Times	3
Aaron Jenkins	11/12/22	3
Jake Kelbert	2 Times	3

LONGEST RUSH

1. Troy Niblock	9/30/06	91
2. Jared Edwards	10/23/10	90
3. Damon Brown	9/21/13	80
4. Jared Edwards	11/6/10	79
5. David Nutter	10/10/15	78

PASS ATTEMPTS

1. Mike McGee	10/30/10	53
2. Jake Kelbert	10/5/24	49
3. Andy Denryter	10/21/06	48
4. Andy Denryter	10/07/06	43
5. Mike McGee	10/6/07	42
Jake Kelbert	11/9/24	43

PASSES COMPLETED

1. Jake Kelbert	10/5/24	39
2. Mike McGee	10/30/10	33
3. Mike McGee	11/13/10	28
4. Mike McGee	10/3/09	27
5. Mike McGee	10/6/07	26

PASS COMPLETION PERCENTAGE

1. Justin Hemm	11/14/09	88.9
2. Jack Wurzer	9/8/18	85.0
3. Mike McGee	10/27/07	84.6
4. Mike McGee	9/4/10	81.8
5. Taylor Copacia	10/20/12	81.2

PASSING YARDS

1. Jack Wurzer	10/19/19	403
2. Mike McGee	10/3/09	386
3. Mike McGee	10/30/10	367
4. Hunter Hamm	10/22/16	343
5. Mike McGee	11/13/10	327

MOST TOUCHDOWN PASSES

1. Jack Wurzer	9/8/18	6
2. Aaron Tenney	9/6/14	5
Justin Hemm	11/14/09	5
Mike McGee	10/23/10	5
5. Brandon Miller	2 Times	4
Mike McGee	10/3/09	4
Jake Kelbert	11/2/24	4

INDIVIDUAL SINGLE GAME

MOST PASSES INTERCEPTED

1. Andy Denryter	9/9/06	4
Mike McGee	10/13/07	4
3. Aaron Teeney	11/1/14	3
Brandon Miller	2 Times	3
Gage Smith	10/15/16	3
Mike McGee	2 Times	3
Stephen Milarch	9/12/15	3
Troy Niblock	9/22/07	3

LONGEST PASS COMPLETION

1. Aaron Tenney	9/14/13	89
2. Mike McGee	10/4/08	85
3. Hunter Hamm	11/5/16	83
4. Taylor Copacia	10/27/12	81
5. Aaron Tenney	9/6/14	80

RECEPTIONS

1. Mitch Gabriele	10/30/10	15
2. Justin Hemm	11/3/12	13
Jerron McGaw	9/8/18	13
Jalen Wallace	10/5/24	13
5. Justin Hemm	11/17/12	12
Mitch Gabriele	11/23/10	12

MOST RECIEVING YARDS

1. Darius Philon	11/5/16	265
2. Jerron McGaw	9/8/18	256
3. Henry Wilson	10/19/19	197
4. Keontae Townsend	10/29/22	176
5. Desmond Upshaw	10/21/06	174

TOUCHDOWN RECEPTIONS

1. Nathan Hartline	9/6/14	5
Jerron McGaw	9/8/18	5
3. Justin Hemm	2 Times	3
5. Darius Philon	2 Times	2
Eric Suttie	9/12/09	2
Jackson Hanks	9/26/09	2
Joey Koscielski	10/1/16	2
Justin Hemm	6 Times	2
Mitch Gabriele	4 Times	2
Nathan Hartline	2 Times	2
Patrick Reagan	2 Times	2
Stevie Freeman	11/14/09	2
Keontae Townsend	10/15/22	2
Ethan Abberger	11/2/24	2

LONGEST PASS RECEPTION

1. Nathan Hartline	9/14/13	89
2. Joe Beehler	10/4/08	85
3. Darius Philon	11/5/16	83
4. Justin Hemm	10/27/12	81
5. Nathan Hartline	9/6/14	80

TOTAL OFFENSE GAINED

1. Mike McGee	10/3/09	389
2. Mike McGee	10/30/10	382
3. Hunter Hamm	10/22/16	351
4. Justin Hemm	11/14/09	348
5. Mike McGee	10/23/10	325

INDIVIDUAL SINGLE GAME

MOST POINTS SCORED

1. Nathan Hartline	9/6/14	30
Jerron McGaw	9/8/18	30
Tim Fogg	10/4/80	30
4. Troy Niblock	9/27/07	27
5. Emmanuel Stewart	11/11/17	24

MOST EXTRA POINTS MADES

1. Logan Mitseff	9/2/11	11
2. Walker Evans	9/24/22	10
3. Justin Warner	10/3/09	8
Logan Mitseff	10/8/11	8
Cooper West	9/8/18	8

MOST EXTRA POINTS ATTEMPTED

1. Logan Mitseff	9/2/11	11
2. Walker Evans	9/24/22	10
3. Justin Warner	10/3/09	9
4. Logan Mitseff	10/8/11	8
Cooper West	9/8/18	8

MOST FIELD GOALS ATTEMPTED

1. Justin Warner	2 Times	5
3. Cameron Cook	9/20/14	4
Logan Mitseff	9/24/11	4
5. Cameron Cook	4 Times	3
Dustin Salliotte	2 Times	3
James Spencer	9/22/06	3
Logan Mitseff	3 Times	3
Zach Scoville	9/19/09	3
Cooper West	10/5/19	3
Jake Boike	9/14/24	3

MOST FIELD GOALS MADE

1. Cameron Cook	2 Times	3
Cooper West	10/5/19	3
Justin Warner	10/17/09	3
Logan Mitseff	11/12/11	3
6. Cameron Cook	3 Times	2
Dustin Salliotte	2 Times	2
James Spencer	2 Times	2
Justin Warner	4 Times	2
Logan Mitseff	3 Times	2
Zach Scoville	9/19/09	2

LONGEST FIELD GOAL MADE

1. Cameron Cook	10/22/16	49
2. Logan Mitseff	2 Times	47
4. Cameron Cook	2 Times	46

MOST PUNTS

1. Connor Storms	11/22/14	11
2. Dustin Salliotte	10/5/13	10
Kevin Allaer	10/24/09	10
4. Andy Tetreau	9/1/07	9
Connor Storms	2 Times	9
Dustin Salliotte	3 Times	9
Kevin Allaer	9/6/08	9

INDIVIDUAL SINGLE GAME

MOST YARDS PUNTING

1. Connor Storms	11/22/14	417
2. Dustin Salliotte	10/5/13	383
3. Connor Storms	11/22/14	375
4. Dustin Salliotte	9/17/11	364
5. Dustin Salliotte	2 Times	353

LONGEST PUNT

1. Dustin Salliotte	11/17/12	73
Kevin Allaer	10/20/07	73
3. Connor Storms	10/15/16	70
4. Connor Storms	10/8/16	69
5. Connor Storms	10/24/15	67

LONGEST PUNT RETURN

1. Jared Edward	9/20/08	77
2. Kenny Kujawa	9/24/22	64
3. Chris Cook	9/2/11	62
4. Issac Lyle	10/24/15	48
5. Jack Carter	9/6/13	40

LONGEST KICK RETURN

1. Danny Cobb	9/17/11	73
Joe Beehler	10/17/09	73
3. Joe Beehler	9/22/07	69
4. Khris Crumsey	10/19/24	67
5. Kenny Kujawa	9/24/22	64

PUNT RETURNS

1. Jared Edwards	9/20/08	8
2. John Parvin	9/13/08	7
3. Charles Fleck	10/11/14	5
Joe Beehler	11/3/07	5
Justin Hemm	10/6/12	5

PUNT RETURN YARDS

1. Jared Edwards	10/20/08	172
2. Chris Cook	9/2/11	80
3. Rashawn Ponder	9/6/14	71
4. Issac Lyle	10/24/15	67
5. Kenny Kujawa	9/24/22	64

KICK RETURNS

1. Chearles Guy	9/12/15	6
2. Jacob Davis	11/5/16	5
Joe Beehler	10/20/07	5
Joe Beehler	9/6/08	5
Keman Jacobs	11/5/11	5
Keman Jacobs	10/2/10	5
Rashawn Ponder	11/17/12	5
Khris Crumsey	11/16/24	5

KICK RETURN YARDS

1. Joe Beehler	9/22/07	166
2. Joe Beehler	10/17/09	141
3. Joe Beehler	11/7/09	118
4. Danny Cobb	9/17/11	116
Joe Beehler	9/6/08	116

INTERCEPTIONS

1. Ellis Ewing	9/20/14	3
2. Charles Fleck	11/8/14	2
Chris Adams	10/24/15	2
Chris Cook	2 Times	2
Chris Elsey	10/20/07	2
Christon Calley	9/1/07	2
Jarius Garner	10/10/15	2
Jeff Makowski	9/24/11	2
Mark Westenberg	10/21/06	2
Nathan Smith	9/28/13	2
Sederick Dunbar	10/17/09	2
Brandon Kwiatkowski	10/15/22	2
Tyrelle Deener	2 Times	2
Jimerie Cannon	10/23/21	2

INDIVIDUAL SINGLE GAME

TACKLES

1. Taz Wallace	3 Times	18
4. Charles Fleck	10/18/14	17
Dontrell Tucker	2 Times	17
Kyle Dunaj	10/20/07	17
Taz Wallace	9/9/06	17

SACKS

1. Jacob Davis	10/22/16	3.5
2. Damon Fuller	2 Times	3.0
Jack Carter	9/21/13	3.0
Justin Judd	10/25/08	3.0

TACKLES FOR LOSS

1. Chris McGuire	9/13/08	5.0
Deontae Bridgeman	9/8/12	5.0
Jack Carter	9/28/13	5.0
4. Damon Fuller	11/14/15	4.5
Gino Panza	9/15/07	4.5
Jacob Davis	10/22/16	4.5

FORCED FUMBLES

1. TEAM	11/10/12	3
2. Deontae Bridgeman	9/8/12	2

FUMBLES RECOVERED

1. Austin Fritz	9/18/10	2
Charles Fleck	11/12/11	2
Eric Knoblock	9/21/13	2

PASS BREAKUPS

1. Chris Elsey	11/3/07	4
Joe Makowski	10/16/10	4
3. Brandon Mohney	2 Times	3
Chris Adams	10/1/16	3
Danny Taylor	9/5/09	3
Ellis Ewing	2 Times	3
Issac Lyle	10/31/15	3
John Parvin	2 Times	3
Keman Jacobs	10/8/11	3
Taz Wallace	10/21/06	3
Quincy Doresey	11/16/24	3

BLOCKED KICKS

1. AJ Marry	11/11/06	2
-------------	----------	---

TEAM SINGLE GAME

MOST CARRIES

1. 9/30/17	72
2. 9/16/17	70
3. 9/5/15	66
4. 11/8/14	62
5. 10/10/15	61

PASSES COMPLETED

1. 10/5/24	39
2. 10/3/09	34
3. 10/30/10	33
4. 11/13/10	29
5. 10/6/07	28

ALL-PURPOSE YARDS

1. 9/16/17	854
2. 10/3/09	831
3. 9/2/11	820
4. 10/23/10	813
5. 10/10/15	810

RUSHING YARDS

1. 9/16/17	644
2. 10/10/15	556
3. 10/18/14	434
4. 10/4/08	406
5. 9/11/10	385

PASSING YARDS

1. 10/3/09	443
2. 11/5/16	416
3. 10/19/19	403
4. 9/2/11	387
5. 10/30/10	367

TOTAL POINTS SCORED

1. 9/2/11	77
2. 9/24/22	73
3. 10/3/09	62
9/16/17	62
5. 10/23/10	58

RUSHING TOUCHDOWNS

1. 9/17/22	7
2. 9/25/21	6
10/25/08	6
10/27/07	6
9/7/24	6

TOUCHDOWN PASSES

1. 9/8/18	6
9/2/11	6
3. 11/14/09	5
10/23/10	5
9/6/14	5

TOUCHDOWNS SCORED

1. 9/2/11	11
2. 9/24/22	10
3. 10/3/09	9
4. 10/23/10	8
10/8/11	8
11/11/17	8
9/16/17	8
9/8/18	8
9/25/21	8

PASS ATTEMPTS

1. 10/30/10	53
2. 10/5/24	49
3. 10/21/06	48
10/3/09	48
5. 10/6/07	46

PASSES INTERCEPTED

1. 10/13/07	5
10/29/11	5
3. 9/9/06	4
11/5/16	4
9/22/07	4

PUNT RETURNS

1. 9/20/08	8
9/6/14	8
3. 11/6/10	7
10/11/14	7
9/13/08	7

TOTAL OFFENSIVE PLAYS

1. 9/21/19	94
2. 10/3/09	93
3. 9/30/17	90
4. 11/13/10	89
5. 10/1/16	87
9/16/17	87

TEAM SINGLE GAME

PUNT RETURN YARDS

1.	9/20/08	172
2.	9/6/14	97
3.	9/2/11	95
	9/24/22	95
5.	11/6/10	78

KICK RETURNS

1.	11/11/06	8
	11/22/14	8
	9/12/15	8
	10/28/17	8
5.	9/24/16	7
	9/30/17	7
	9/7/19	7
	10/7/17	7

KICK RETURN YARDS

1.	9/22/07	175
2.	9/17/21	165
	11/11/06	165
4.	10/17/09	155
5.	10/23/10	144

INTERCEPTIONS

1.	10/23/10	6
2.	10/1/11	4
	9/21/19	4
	10/10/15	4
	10/17/09	4
	10/20/07	4
	10/21/06	4
	11/12/22	4

TACKLES

1.	10/15/16	122
2.	9/5/09	100
3.	9/8/18	99
	10/6/18	99
5.	11/10/18	97

SACKS

1.	9/12/09	10
2.	9/6/14	8
3.	11/1/08	7
	11/14/15	7
	9/21/09	7

TACKLES FOR LOSS

1.	9/21/13	19
2.	11/2/13	16
	9/15/07	16
4.	9/12/09	15
5.	10/3/20	11
	10/14/17	11
	10/21/17	11
	10/19/24	11

FUMBLES FORCED

1.	11/10/12	5
2.	9/21/13	4
	9/8/12	4
4.	11/1/14	3
	11/8/14	3
	9/18/10	3
	9/29/07	3

FUMBLES RECOVERED

1.	11/1/14	4
	9/20/14	4
	9/21/13	4
4.	9/17/16	3
	11/10/12	3
	11/12/11	3
	11/8/14	3
	9/18/10	3
	9/19/09	3

PASS BREAKUPS

1.	9/24/11	9
	9/25/21	9
3.	10/14/17	8
	3/20/21	8
	11/21/06	8
	10/8/11	8
	9/2/11	8
	9/21/24	8

BLOCKED KICKS


1.	11/11/06	2
	10/19/13	2
	9/23/07	2
	9/14/24	2
4.	30 Times	1

HEAD COACH RECORDS

HEAD COACH	SEASONS	YEARS COACHED	WINS	LOSSES	TIES	W/L %.
Jim Lyall	20	1990-2009	97	92	1	.513
Jim Deere	14	2010-2023	76	54	0	.559
Dale R. Sparkle	13	1923-1935	54	51	9	.474
Ron Labadie	8	1982-1989	53	21	0	.716
Tom Heckert	9	1973-1981	43	36	2	.543
Bill Davis	5	1968-1972	20	24	0	.454
Charles Martin	6	1962-1967	15	32	0	.319
Lyman Abbott	5	1946-1950	14	26	1	.341
Tom Leith	2	1911-1912	13	3	0	.813
Robert Gillis	3	1956-1958	9	15	0	.375
Lester Leggett	3	1959-1961	9	15	1	.360
Joe Fortunato	3	1953-1955	8	17	1	.308
E.E Tarr	2	1903-1904	7	4	0	.636
Joe Palka	1	2024	6	4	0	.600
Huffstrater	5	1906-1910	6	15	3	.250
B.M. Allman	2	1921-1922	5	1	1	.714
H.A. Oliphant	4	1938-1941	5	26	1	.156
Frank Ballenger	2	1936-1937	4	14	0	.222
Frank Coombs	1	1914	3	3	0	.500
Harry E. Orwick	1	1919	3	3	0	.500
Ted Boyett	2	1951-1952	3	11	1	.200
Brown	1	1913	2	4	0	.333
W.H. Dague	1	1915	2	4	0	.333
Perry Grimm	2	1916-1917	1	3	0	.250
Bernie Parson	5	1892-1896	1	4	0	.200
Harry Bailey	1	2023	0	3	0	.000



Jim Lyall




Bill Davis



Tom Heckert



Ron Labadie



Joe Palka

ALL-TIME ALL-MIAA SELECTIONS

NOTE: Denotion of First and Second Team All-MIAA began in 1997

1940

Dick Thompson T

1946

James Staup T

1949

Forest Schultz OL

1950

Albert Checkler DL
Gerald "Bud" Rice DB

1951

Jordan Iatore C

1952

Russ McGinnis OL

1954

Clyde Bradley DE
Brian Graffa DB

1956

Leon Harper DE

1959

Duane Kaiser OL

1960

Doug Brumbaugh DT
Duane Kaiser DE

1961

Doug Brumbaugh DT
Duane Kaiser DE
Gil Nanney OL

1962

Jim Dumont OL
Bryce Fauble RB
Tom Smith DT

1963

Jim Dumont OL
John Fundukian DB
Jim Wilkin DE

1964

Roger Davidson DB
Jim Wilkin LB

1965

Harlis Chavis RB
Roger Davidson DB
Art Enderle DE

1967

Ken Cox DL
Doug Moss DB

1968

Doug Moss DB
Dave Ward DL

1969

Jim Wallace OL

1970

Tom Bell QB
Ron Labadie RB
Harry Marok LB
Ron Pero DL
Rick Senica OL
Jim Wallace OL
Dave Zimmerman DB

1971

Ray Hellowell LB
Harry Marok LB
Scott Montgomery QB
Don Stormer DB
John Zang DE

1972

Jim Calcagni LB
John Eva RB
Harry Marok LB
Steve Vargo DL
Dave Zimmerman DB

1973

Jim Calcagni LB

1974

Scott Pethel DL

1976

Quentin Jones WR

1977

Joe Bacani WR
Dave Kriger DE
Dave Marok DL
Tom Sefcik LB

1978

Joe Bacani WR
Jerry Lasinski DL
Craig Trychel DB
Steve Turnow DE
Mike Weston OL
Fletcher Williams LB

ALL-TIME ALL-MIAA SELECTIONS

1979

Mark Bushinski	LB
Dave Kovalik	RB
Brian O'Neil	OL
Craig Trychel	DB
Steve Turnow	DE
Fletcher Williams	LB

1980

Tony Albani	DL
Mike Ayre	DB
Mark Bushinski	LB
John Cosgrove	DE
Jeff DeBerry	QB
Bryan Epple	OL
Tim Fogg	RB
Tom Koenigsknecht	LB
Ray Moran	DL
Tim Stiglich	C
Mike Weston	OL

1981

Bill Albert	TE
Mike Ayre	DB
John Cosgrove	LB
Bryan Epple	OL
Tim Fogg	RB
Jeff Folk	DB
Tom Koenigsknecht	LB
Phil Miller	WR
Jim Nowaske	DL
Mike Schaar	ED
Tim Stiglich	C
Tom Wakeling	P

1982

Bryan Epple	OL
John Iafolla	LB
Steve Koman	DL
Jim Nowaske	DL
Jon Petticrew	K
Kennie Taylor	RB

1983

Bob Fallon	OL
Mike Farrell	K
Jeff Hood	DB
John Iafolla	LB
Mark Leidholdt	WR
Paul Mooney	C
Steve Motte	FB
Greg Pscodna	DL
Don Quigley	OL
Ron Roosevelt	RB
Mark Swirczek	DL
Tom Wakeling	P

1984

Bob Fallon	OL
Mike Farrell	K
Gary Guidos	LB
Wayne Roedel	RB
Kevin Stout	DE
Mark Swirczek	DL

1985

Rob Banks	WR
Steve Bohl	OL
Bruce Crosthwaite	QB
Gary Guidos	K
Bill Johnston	DB
Joe Markovitch	OL
Greg Pscodna	DL
Bob Smedley	TE
Kevin Stout	DE

1986

Robert Banks	WR
Chris Davis	RB
Jim Dell	OL
Tony Krenselewski	DB
Bob Mosson	OL
Bob Urban	DL

1987

Keith Bluhm	DB
Bruce Crosthwaite	QB
Wayne Roedel	RB
Mike Scot	OL
Bob Urban	DL

1988

Bill Badour	FB
Tim Doty	LB
Jeff Hallagher	OL
Al Jakubowski	DE
Pete Mazzoni	QB
Mike Scott	DL
Jeff Upton	WR
Mike Williams	DB

1989

Bill Badour	RB
Brad Gross	WR
John Krimmel	OL
Pete Mazzoni	QB
Stephen Pietszak	DB
Tom Windels	OL
Ricci Woodall	DL
Nick Zambeck	LB

ALL-TIME ALL-MIAA SELECTIONS

1990

Craig Barnes P
 Joe Piersante LB
 Steve Pietszak DB
 Robert Thompson RB
 Tom Windels OL

1992

Craig Barnes P
 Brian Birmingham DB
 Tony DeNardo OL
 Elliot Grondin LB
 Jeff Toner TE

1993

Elliot Grondin LB
 Mark Stepansky DB
 Jeff Toner TE

1994

Todd Alcock OL
 Elliot Grondin LB
 Nick MacKool K
 Troy Soldwish DB
 Todd Wozniak RB

1995

Todd Alcock OL
 Scott Burkhardt DL

1996

Todd Alcock OL
 Brad Haddix LB
 Keith Kopinski DL
 Aaron Klotz DB

1997

Chad Henline LB 1st
 David Hutchison WR 1st
 Dan Hutchison QB 1st
 Chris Kelbert TE 1st
 Ed Kennedy DL 1st
 Aaron Klotz DB 1st
 Jeremy Lewin OL 1st
 Tim Moore OL 1st
 Sam Fields RB 2nd
 Jim Harrington DB 2nd
 Jason Mensing OL 2nd

1998

Mike Groll WR 1st
 Jason Mensing OL 1st
 Tim Moore DL 1st
 Matt Gudorf RB 2nd
 Clint Irwin P/K 2nd
 Ed Kennedy DL 2nd
 Jeremy Lewin OL 2nd
 Chris Weigle LB 2nd

1999

Jason Mensing OL 1st
 Tim Moore DL 1st
 Ed Sommerville OL 2nd
 Ryan Speiser WR 2nd

2000

Chris Cook WR 2nd
 Drew DaRonco OL 2nd
 Winston McGee DL 2nd
 Chad O'Brien DL 2nd
 Joshua Rice DB 2nd
 Chuck Spolsky DL 2nd

2001

Kevin Bostelman RB 1st
 Randy Spence OL 1st
 Steve Kress WR 2nd
 Winston McGee DL 2nd
 Chad O'Brien LB 2nd
 Ron Shiels DB 2nd

2002

Kevin Bostelman RB 1st
 Drew DaRonco OL 1st
 Steve Kress WR 1st
 Ron Shiels DB 1st
 Casey Koss OL 2nd
 Winston McGee DL 2nd

2003

Chris Clay RB 1st
 Casey Koss OL 1st
 Michael Lewis DL 1st
 Ron Shiels DB 1st
 Dan Zemens OL 1st
 Jack Fugate DL 2nd
 Steve Gauthier LB 2nd
 Andy Keimer WR 2nd
 Dan Regan DB 2nd
 James Spencer K 2nd
 Chris Wilson RB 2nd
 J.R. Zapata DL 2nd

2004

Michael Lewis DL 1st
 Dan McKeown DB 1st
 Matt Patterson P 1st
 Dan Regan DB 1st
 Taz Wallace LB 1st
 Brian DeJonghe OL 2nd
 Steve Gauthier LB 2nd
 Joel Howland DL 2nd
 Jim Spencer K 2nd

ALL-TIME ALL-MIAA SELECTIONS

2005

Chris Clay RB 1st
Michael Lewis DL 1st
Kyle Lindsay P 1st
Cody Rudolph OL 1st
Jim Spencer K 1st
Taz Wallace LB 1st
Mark Westenberg QB 1st
D.J. Howard WR 2nd
A.J. Marry LB 2nd
Joe Musielewicz WR 2nd

2006

Joel Howland DL 1st
Jim Spencer K 1st
Desmond Upshaw WR 1st
Taz Wallace LB 1st
Andy Denryter QB 2nd
A.J. Marry LB 2nd
Brandon Mohny DB 2nd
Mark Westenberg QB 2nd
T.J. Williams RB 2nd

2007

Brandon Mohny DB 1st
Troy Niblock QB 1st
Ward Ritter DL 1st
Kyle Danaj LB 2nd
Chris Elsey DB 2nd
Gino Panza DL 2nd
Desmond Upshaw WR 2nd
Justin Warner K 2nd

2008

John Ahearn OL 1st
Harry Bailey LB 1st
Christon Calley DB 1st
Jared Edwards WR 1st
Justin Judd DL 1st
Troy Niblock RB 1st
Gino Panza DL 1st
James Vinston OL 1st
Joey Beehler WR 2nd
Brandon Cooley RB 2nd
John Kinville DL 2nd
Justin Warner K 2nd
Bobby Watson LB 2nd

2009

Jarred Kwiatkowski LB 1st
Gino Panza DL 1st
John Parvin DB 1st
Joey Beehler WR 2nd
Austin Fritz DL 2nd
Nick Hemmingsen TE 2nd
Justin Judd DL 2nd
Eric Suttie WR 2nd
Danny Taylor LB 2nd
Justin Warner K 2nd

2010

Austin Fritz DL 1st
Justin Hemm WR 1st
Brock Reinig LB 1st
Danny Taylor LB 1st
Spencer Whittington OL 1st
Chris Cook DB 2nd
Jared Edwards RB 2nd
Jarred Kwiatkowski LB 2nd
Mike McGee QB 2nd
Nick Ross OL 2nd

2011

Bryan Garbarino DB 1st
Justin Hemm WR 1st
Steve Mauk DL 1st
Nick Ross OL 1st
Darren Walter LB 1st
Isiah Cross WR 2nd
Derek Shell TE 2nd
Spencer Whittington OL 2nd

2012

Deontae Bridgeman LB 1st
Charles Fleck DB 1st
Aaron Gray DL 1st
Justin Hemm WR 1st
Nick Mighion OL 1st
Taylor Copacia QB 2nd
Mitch Gabriele WR 2nd
Hunter Juntunen LB 2nd
Kevin Kleine DL 2nd
Joe Makowski DB 2nd
Terry Miller OL 2nd
Dae'Von Robinson RB 2nd
John Rock OL 2nd
Derek Shell TE 2nd

2013

Deontae Bridgeman LB 1st
Ellis Ewing DB 1st
John Rock OL 1st
Damon Brown RB 2nd
Tommy First DL 2nd
Aaron Gray DL 2nd
Nate Hartline WR 2nd
Juwon King LB 2nd

ALL-TIME ALL-MIAA SELECTIONS

2014

Ellis Ewing	DB	1st
Charles Fleck	DB	1st
Nathan Hartline	WR	1st
Juwan King	LB	1st
John Rock	OL	1st
Emmanuel Stewart	RB	1st
Wallen Augustin	LB	2nd
Jack Carter	DL	2nd
Damon Fuller	DL	2nd
Quest Gosnell	OL	2nd
James Hartley	LB	2nd
Curtis Phoden	DB	2nd
Dae'Von Robinson	RB	2nd
Jordan Simon	OL	2nd
Matt Sullivan	LB	2nd

2015

Damon Fuller	DL	1st
Mitch Osadchuk	DB	1st
Emmanuel Stewart	RB	1st
Dontrell Tucker	LB	1st
Chris Adams	LB	2nd
Jarius Garner	DB	2nd
Eric McDonel	OL	2nd
Zach Reiger	DL	2nd

2016

Chris Adams	LB	1st
Damon Fuller	DL	1st
Eric McDonel	OL	1st
Cameron Cook	K	2nd
Jerron McGaw	WR	2nd
Darius Philon	WR	2nd
Connor Storms	P	2nd

2017

Chris Adams	DB	1st
Lawrence Austin	LB	1st
Cameron Cook	K	1st
Damon Fuller	DL	1st
Eric McDonel	OL	1st
Jerron McGaw	WR	1st
Emmanuel Stewart	RB	1st
Jaleel Brown	OL	2nd
Jacob Davis	LB	2nd
Austin Kowalczyk	DL	2nd
Connor Storms	P	2nd

2018

Chris Adams	LB	1st
Jaleel Brown	OL	1st
Jerron McGaw	WR	1st
Emmanuel Stewart	RB	1st
Tim McPhee	LB	2nd

2019

Joe Cleary	TE	1st
Cooper West	K	1st
Henry Wilson	WR	1st
Brandon Kwiatkowski	DB	2nd
Matt Pillow	OL	2nd
Shawn Starks	DB	2nd
Jack Wurzer	QB	2nd

2020

Deandre Jennings	DL	1st
Brandon Kwiatkowski	DB	1st
Kyle Minder	LB	1st
Ben Pelletier	OL	1st
Tyler Poirier	TE	2nd
Jonathan Sasiela	OL	2nd
Donald Scott	WR	2nd
Henry Wilson	WR	2nd
Jack Wurzer	QB	2nd

2021

Austin Behnke	P	1st
Kyle Minder	LB	1st
Steven Moses	RB	1st
Ben Pelletier	OL	1st
Jimerie Connon	DB	2nd
Deandre Jennings	DL	2nd
Tyler Poirier	TE	2nd
Jack Wurzer	QB	2nd

2022

Deandre Jennings	DL	1st
Kyle Minder	LB	1st
Keontae Townsend	WR	1st
Tyler Poirier	TE	2nd
Jonathan Sasiela	OL	2nd
Jimerie Cannon	DB	2nd
Brandon Kwiatkowski	DB	2nd

2023

Jonathan Sasiela	OL	1st
Ryker Bidwell	DL	2nd

2024

Isaiah Simon	OL	1st
Mike White	DL	1st
Jalen Wallace	WR	2nd
Randall Broome	DL	2nd


MIAA MOST VALUABLE PLAYERS

NOTE: Denotion of Offensive and Defensive MVP began in 1984


1940	Dick Thompson	T	1985	Bob Smedley	TE	Offense
1962	Bryce Fauble	RB	1988	Bill Badour	FB	Offense
1978	Joe Bacani	WR		Tim Doty	LB	Defense
1979	Fletcher Williams	LB	2005	Michael Lewis	DL	Defense
1980	Ray Moran	DL	2007	Troy Niblock	QB	Offense
1981	Tony Koenigs knecht	LB	2008	Troy Niblock	QB	Offense
1983	Steve Motte	FB	2009	Gino Panza	DL	Defense
	John Iafolla	LB	2013	Deontae Bridgeman	LB	Defense



Bill Badour



Tony Koenigs knecht



Ray Moran



Mike Lewis

D3FOOTBALL.COM ALL-REGION

NOTE: D3football.com began All-Region Selections in 2005

2005	Mike Lewis	DL	1st	2014	Charles Fleck	S	3rd
2005	D.J. Howard	KR	2nd	2015	Emmanuel Stewart	RB	2nd
2005	Jim Spencer	K	3rd	2016	Damon Fuller	DE	3rd
2006	Taz Wallace	LB	2nd	2017	Cameron Cook	K	1st
2007	Brandon Mohney	DB	2nd	2017	Jerron McGaw	WR	3rd
2009	Gino Panza	DT	2nd	2020	DeAndre Jennings	DL	1st
2012	Justin Hemm	WR	3rd	2020	Brandon Kwiatkowski	DB	1st
2013	Deontae Bridgeman	LB	2nd	2020	Kyle Minder	LB	2nd
2014	John Rock	OL	3rd	2023	Jonathan Sasiela	LB	2nd




Taz Wallace



Emmanuel Stewart



Jerron McGaw



Gino Panza

ALL-AMERICANS

1982	Bryan L. Epple	OL	Pizza Hut Honorable Mention
1982	James Nowaske	DL	CoSIDA Third Team Defense; Pizza Hut Third Team Defense
1983	Kennie Taylor	FB	Pizza Hut Third Team Offense
1983	John Iafolla	LB	Pizza Hut Third Team Defense
1983	Steve Motte	FB	Pizza Hut Third Team Offense
1983	Mike Farrell	PK	Pizza Hut Honorable Mention
1984	Bob Fallon	OL	Pizza Hut Honorable Mention
1985	Mike Farrell	PK	Pizza Hut Second Team
1985	Greg Pscodna	DT	Pizza Hut Honorable Mention
1985	Bob Smedley	TE	Pizza Hut Honorable Mention Offense
1985	Gary Guidos	LB	Pizza Hut Honorable Mention
1986	Robert Banks	WR	Pizza Hut Honorable Mention
1986	Tony Krenselewski	DB	Pizza Hut Honorable Mention
1988	Tim Doty	LB	Don Hansen's Football Gazette Second Team
1988	Mike Scott	DL	Don Hansen's Football Gazette Third Team
1989	Tim Doty	LB	Pizza Hut Honorable Mention
1989	Bill Badour	FB	Pizza Hut Honorable Mention
1989	Jeff Goodes	PK	Pizza Hut Honorable Mention
1996	Todd Alcock	T	Hewlett Packard Honorable Mention Offense
1997	Aaron Klotz	DB	USA College Football Network
2003	Mike Lewis	DE	CoSIDA Honorable Mention
2004	Dan McKeown	DB	All-America First Team
2004	Mike Lewis	DE	D3football.com Third Team Defense
2004	Taz Wallace	LB	D3football.com Third Team Defense
2005	Mike Lewis	DE	D3football.com First Team Defense
2006	Taz Wallace	LB	D3football.com First Team Defense
2017	Cameron Cook	PK	D3football.com Second Team Specialist

(Notes: Aaron Klotz also was named a Preseason All-American by The Sporting News and Street & Smith's; Stephon Pietszak was a 1991 Preseason All-American by College Preview Magazine; Troy Niblock was a 2008 Pre-Season All-American by Consensus Draft Services.)




Bryan Epple



Mike Farrell



Steve Motte



Robert Banks

MIAA CHAMPIONSHIP TEAMS

1911



The 1911 Adrian College football team was the first football team at Adrian College to win a MIAA Championship under the direction of head coach Tom Leith. The Bulldogs finished 8-0 that season with a 3-0 record in the MIAA. The 1911 team began the year with a 12-8 win over Albion College before shutting out the Toledo Maroons and Detroit Central by scores of 5-0 and 6-0. Adrian went on to defeat Alma College 18-5 before back-to-back shutouts over Eastern Michigan and the University of Michigan's freshman team. The Bulldogs finished the season with a 14-2 win over Hillsdale and a 36-0 victory over Notre Dame.


1970



The 1970 Adrian College football team was named Co-Champions that season under the direction of head coach Bill Davis. The Bulldogs finished 6-3 on the season and went 4-1 in MIAA splitting the MIAA Championship with Alma College. The Bulldogs lost their season opener against Defiance College before picking up four straight wins over Bluffton, Geneva, Olivet, and Kalamazoo. Adrian went on to lose 30-7 over Alma but bounced back with MIAA wins over Hope and Albion by scores of 21-7 and 24-7.

MIAA CHAMPIONSHIP TEAMS

1971



Once again, the Adrian College football split the MIAA Championship with Alma in 1971 under head coach Bill Davis. Adrian finished 5-4 on the season with a 4-1 MIAA record. The Bulldogs started the season slow with losses to Manchester and Defiance before picking up a 12-0 win over Bluffton. The 1971 team dropped the next two games to Geneva 21-20 and Alma 17-7. Adrian finished the season strong and went on a four-game winning streak by defeating Albion 39-6, Olivet 21-0, Kalamazoo 26-13, and Hope 15-13.

1972



For the third year in a row, the Adrian College football team split the MIAA Championship with Alma College in 1972 under head coach Bill Davis. The Bulldogs opened the season with a 36-6 win over Manchester losing the next four games. The Bulldogs went on to defeat Albion 22-13, Olivet 16-7, Kalamazoo 12-10, and Hope 14-0 to end the year. 1972 marked the final season of Coach Davis' career at Adrian College where he coached for five seasons and won three MIAA Championships.


MIAA CHAMPIONSHIP TEAMS

1980



The 1980 Adrian College football team under the direction of Tom Heckert was the first undefeated Adrian College MIAA Championship team since 1911. The Bulldogs finished the season 9-0 on the year and went 5-0 in MIAA play. Adrian began the season with win over Denison, Defiance, Manchester, and Geneva to begin non-conference play. Adrian went on to defeat Alma 31-3 to open the MIAA season which was followed by a 17-12 win over Albion, a 35-21 win over Hope, a 28-0 win over Olivet, and a 28-3 win over Kalamazoo to end the year.


1983



The 1983 Adrian College football team saw the program's first appearance in the NCAA Tournament after winning the MIAA under head coach Ron Labadie. The Bulldogs finished the year 8-1 to land a spot in the NCAA Tournament's eight-team field. The Bulldogs only loss of the year came on the road at Westminster in Pennsylvania. The Bulldogs won the MIAA with a 10-7 win over Alma, a 7-3 win over Albion, a 12-0 win over Hope, a 29-27 win over Olivet, and a 21-18 win over Kalamazoo. The Bulldogs traveled to Augustana in Rock Island, Illinois for the NCAA First Round matchup which the Bulldogs battled, but were defeated 21-20.

MIAA CHAMPIONSHIP TEAMS

1988



Head coach Ron Labadie led the 1988 Adrian College football team to another MIAA Championship which was split with Alma College. The Bulldogs finished 7-3 on the season and went 4-1 in conference. Adrian won the first three games of the season over Ohio Northern, Defiance, and Ohio Wesleyan. The Bulldogs were defeated by Westminster and Olivet, but swept the way through the final four MIAA games. Adrian defeated Alma 32-27, Albion 37-7, Hope 39-13, and Kalamazoo 24-0 to land a spot back in the NCAA Tournament. The Bulldogs had an NCAA Tournament rematch with Augustana on the road, but couldn't pull out the win falling 25-7.

1989



The 1989 Adrian College football team split the MIAA Championship with Albion during coach Labadie's final season as head coach. Adrian went 5-4 with a 4-1 MIAA record. Adrian opened the season with a win on the road over Ohio Northern before going on a four-game losing streak. Adrian came back to life finishing the year with a 14-10 win over Albion, a 29-23 win over Alma, a 28-0 win over Kalamazoo, and a 19-6 win over Olivet.

MIAA CHAMPIONSHIP TEAMS

1997



The program's ninth MIAA Championship came in 1997 under head coach Jim Lyall. The Bulldogs went on to an 8-1 record on the season and 4-1 in the MIAA to split the title with Hope College. The Bulldogs began the season with a perfect non-conference record with wins over Heidelberg, Defiance, Anderson, and Benedictine. Adrian won its first three MIAA games over Alma, Hope, and Olivet. The seven-game winning streak came to an end on the road at Albion. Adrian went on to finish the year and secure the MIAA Championship with a 17-6 win over Kalamazoo.

2012



Under head coach Jim Deere, the Adrian College football team won its tenth MIAA Championship in 2012. The Bulldogs went 9-2 and advanced to the NCAA Tournament. Adrian lost its season opener against Carthage College before heading on a winning streak. The Bulldogs defeated Defiance, and Wisconsin Lutheran to move to 2-1 on the year. Adrian shutout Hope 24-0 before defeating Alma 27-3, Trine 10-3, Olivet 28-8, and Kalamazoo 38-7. The team was tested on the road at Albion, but pulled out a 20-19 win in overtime before defeating No. 17 Huntingdon College on the road. The season came to an end at home in the first round of the NCAA Tournament against Franklin where the Bulldogs lost 42-10.

MIAA CHAMPIONSHIP TEAMS

2014



Adrian's 11th MIAA Championship came in 2014 under head coach Jim Deere. The Bulldogs finished the season 8-3 with a 5-1 MIAA record. The team began the year with a non-conference schedule sweep over Defiance, Carthage, and Benedictine. The Bulldogs only MIAA loss came to Olivet College in Week 1 of the MIAA season, but Adrian bounced back to shutout Alma 31-0 the following week. Adrian defeated Albion 47-26 before being tripped up by Wisconsin Lutheran 17-7. The team finished the regular season with MIAA wins over Hope, Kalamazoo, and Trine. Adrian advanced to the NCAA Tournament where they saw an early exit in a loss to the National Runner-Up, Mount Union.

ALL-TIME SERIES RECORDS

vs. Albion	32-61-1	vs. Greenville	1-1	vs. Thomas More	0-2
vs. Alfred	0-1	vs. Grove City	2-5	vs. Tiffin	2-0
vs. Allegheny	0-2	vs. Hanover	1-2	vs. Toledo	2-0
vs. Alma	34-51-1	vs. Hope	26-55-1	vs. Trine	10-13
vs. Anderson (IN)	2-0	vs. Heidelberg	12-7	vs. Evansville	1-1
vs. Ashland	1-4	vs. Hillsdale	6-34-5	vs. Valparaiso	0-0-1
vs. Assumption	16-6-3	vs. Huntingdon	2-0	vs. West Liberty St.	0-1
vs. Augustana	1-5	vs. Huntington	1-0	vs. Western State	0-1
vs. Aurora	1-0	vs. Husson	1-0	vs. Westminster (PA)	0-5
vs. Baldwin Wallace	1-3	vs. Illinois Wesleyan	0-2	vs. Wheaton (IL)	1-2
vs. Benedictine (IL)	4-1	vs. John Carroll	0-9	vs. Wilmington (OH)	3-3
vs. Bethany (WV)	0-1	vs. Kalamazoo	47-37-1	vs. UW-Stevens Point	0-2
vs. Bluffton	16-4	vs. Kenyon	2-2	vs. UW-Whitewater	0-1
vs. Bowling Green	1-0	vs. Lakeland	1-1	vs. Wisconsin Lutheran	9-3
vs. Buffalo	0-1	vs. Lake Erie	1-1	vs. Wooster	2-2
vs. Buffalo State	1-2	vs. Lake Forest	1-1	vs. Xavier	0-2
vs. Calvin	1-0	vs. Madonna	1-0		
vs. Capital	0-2	vs. Manchester	9-3		
vs. Carnegie Mellon	0-2	vs. Miami (OH)	0-1		
vs. Carthage	3-3	vs. Michigan	0-1		
vs. Concordia Wis.	1-0	vs. Michigan State	0-3		
vs. Concordia Chicago	2-0	vs. Michigan Tech	1-0		
vs. Dayton	0-4	vs. Mount Union	2-8		
vs. DePauw	0-1	vs. Nebraska	0-1		
vs. Defiance	33-29-1	vs. Northwood	1-1		
vs. Denison	0-1	vs. Notre Dame	1-1		
vs. Detroit	4-5	vs. Olivet	50-30-1		
vs. Eastern Michigan	2-10-2	vs. Ohio Northern	6-4		
vs. Elmhurst	1-1	vs. Ohio Wesleyan	1-1		
vs. Ferris State	5-5	vs. Otterbein	2-3		
vs. Findlay	9-10	vs. Pacific (OR)	1-1		
vs. Finlandia	4-0	vs. Rockford	1-0		
vs. Franklin	3-1	vs. Rose-Hulman	0-0-1		
vs. Gannon	0-1	vs. Saginaw Valley St.	0-2		
vs. Geneva	11-5	vs. St. Mary's (MI)	7-1-2		
vs. Grand Valley St.	0-2	vs. St. Norbert	2-0		

YEAR-BY-YEAR RESULTS

1892

vs. Hillsdale L, 56-0

Overall: 0-1

1894

at Michigan L, 46-0

Overall: 0-1

1896

Adrian H.S. W, 8-0

Hillsdale L, 46-0

Overall: 1-1

1898

Adrian H.S. L, 2-0

Overall: 0-1

1900

Adrian H.S. L, 5-0

Adrian H.S. W, 6-0

Overall: 1-1

1903

Blissfield W, 17-5

Eastern Michigan L, 36-0

Adrian H.S. W, 11-0

Eastern Michigan L, 16-0

R.V. Seminary W, 25-0

Blissfield W, 10-0

Adrian H.S. L, 5-0

Hillsdale L, 39-0

Adrian H.S. W, 5-0

Overall: 5-4

1904

Hillsdale W, 11-6

Hudson W, 36-0

Overall: 2-0

1906

Albion L, 6-0

Eastern Michigan L, 6-0

Overall: 0-2

1907

Eastern Michigan L, 6-0

Detroit College L, 6-5

Hillsdale L, 23-4

Overall: 0-3

1908

Albion T, 0-0

Tecumseh W, 29-0

Blissfield W, 12-0

Eastern Michigan W, 4-0

Hillsdale L, 12-10

Blissfield W, 18-0

Overall: 4-1-1

1909

Kalamazoo L, 17-8

Albion L, 41-0

Detroit College L, 5-0

Findlay L, 15-0

Eastern Michigan L, 6-2

Hillsdale L, 14-6

Overall: 0-6

1910

Albion L, 11-6

Blissfield W, 48-0

Tecumseh W, 32-0

Eastern Michigan T, 6-6

Detroit College L, 8-3

Culver Military L, 41-0

Hillsdale T, 0-0

Overall: 2-3-2

1911

Albion W, 12-8

Toledo Maroons W, 5-0

Detroit Central W, 6-0

Alma W, 18-5

Eastern Michigan W, 9-0

Michigan Freshman W, 15-0

Hillsdale W, 14-2

Notre Dame W, 36-0

Overall: 8-0

1912

Windsor W, 34-0

Wolverine Club W, 19-0

Notre Dame L, 74-7

Ohio Northern L, 27-0

Nebraska L, 41-0

Michigan Freshman W, 23-15

Heidelberg W, 39-6

Detroit Heralds W, 14-6

Overall: 5-3

YEAR-BY-YEAR RESULTS

1913

Albion	W, 26-0
Hillsdale	L, 14-2
Michigan Freshman	L, 69-0
Alma	L, 66-0
Assumption	L, 13-0
Findlay	W, 71-0

Overall: 2-4

1914

Adrian H.S.	W, 6-0
Adrian H.S.	W, 12-6
Michigan Freshman	L, 38-0
Hillsdale	L, 31-0
Ohio Northern	L, 32-0
Britton Indiana	W, 7-0

Overall: 3-3

1915

Olivet	L, 26-0
Kalamazoo	L, 27-7
Albion	L, 54-0
Adrian H.S.	W, 10-0
Adrian H.S.	W, 26-0
Hillsdale	L, 34-0

Overall: 2-4

1916

Adrian H.S.	W, 12-0
<i>*Rest of season cancelled*</i>	

Overall: 1-0

1917

Olivet	L, 65-0
Kalamazoo	L, 72-0
Assumption	L, 28-0

Overall: 0-3

1919

Adrian H.S.	W, 47-0
Detroit	W, 20-0
Toledo	W, 27-6
Eastern Michigan	L, 20-6
Hillsdale	L, 26-3
Assumption	W, 6-0

Overall: 4-2

1921

Assumption	L, 13-7
Toledo	W, 2-0

Overall: 1-1

1922

Bowling Green	W, 7-0
Assumption	T, 0-0
Huntington	W, 43-0
Findlay	W, 32-0
Highland Park	W, 7-0

Overall: 4-0-1

1923

Eastern Michigan	L, 13-0
Mount Union	L, 20-0
Highland Park	W, 32-0
Findlay	W, 20-3
Detroit	W, 13-0
Assumption	W, 6-0
Hillsdale	L, 13-0
Ashland	L, 43-0

Overall: 4-4

1924

Eastern Michigan	T, 7-7
Albion	L, 34-0
Highland Park	W, 27-0
Baldwin Wallace	W, 19-14
Assumption	W, 7-6
Detroit	W, 19-6
Findlay	W, 52-0
Grand Rapids	W, 20-0
Hillsdale	T, 0-0

Overall: 6-1-2

1925

Michigan State	L, 16-0
Olivet	W, 7-6
Manchester	W, 28-7
Geneva	L, 21-0
Ashland	W, 13-0
Detroit	W, 20-0
Bethany (WV)	L, 12-0
Hillsdale	W, 13-0
Assumption	W, 3-0

Overall: 6-3

1926

Michigan State	L, 16-0
Battle Creek	W, 6-0
Carnegie Tech	L, 48-0
Assumption	W, 35-0
John Carroll	L, 18-0
Valparaiso	T, 13-13
Manchester	W, 20-0
Findlay	W, 6-0
Hillsdale	L, 27-0

Overall: 4-4-1

YEAR-BY-YEAR RESULTS

1927

Detroit	L, 44-0
Central Normal	L, 25-0
Hillsdale	T, 0-0
John Carroll	L, 30-0
Grove City	L, 57-0
Assumption	W, 12-0
Findlay	W, 20-6

Overall: 2-4-1

1928

Geneva	L, 75-0
Central Normal	W, 8-0
Findlay	W, 12-0
Eastern Michigan	L, 38-0
John Carroll	L, 12-0
Assumption	W, 39-7
Concordia Wis.	W, 45-0
Hillsdale	W, 19-6

Overall: 5-3

1929

Detroit Tech	W, 44-0
Grove City	L, 44-0
Michigan State	L, 75-0
John Carroll	L, 33-0
Findlay	L, 13-7
Assumption	T, 0-0
Hillsdale	L, 20-0
General Motors	L, 7-6
Ashland	L, 54-7

Overall: 1-7-1

1930

Detroit	L, 59-0
Findlay	W, 14-12
St. Mary's (MI)	W, 30-0
John Carroll	L, 39-7
Allegheny	L, 31-0
Detroit Tech	W, 7-0
Heidelberg	L, 57-0
General Motors	W, 20-0
Assumption	W, 39-0

Overall: 5-4

1931

Manchester	W, 18-14
John Carroll	L, 26-6
Westminster (PA)	L, 19-6
St. Mary's (MI)	W, 50-7
Allegheny	L, 26-0
Detroit Tech	W, 25-0
General Motors	W, 19-0
Assumption	W, 45-0
Findlay	L, 25-18

Overall: 5-4

1932

John Carroll	L, 30-0
Dayton	L, 66-0
St. Mary's (MI)	T, 0-0
Findlay	L, 26-0
West Liberty	L, 26-0
Detroit Tech	W, 13-6
Assumption	W, 13-0
Western State	L, 76-0
Hillsdale	L, 46-0

Overall: 2-6-1

1933

Manchester	W, 7-6
Dayton	L, 14-0
Xavier	L, 32-0
Assumption	T, 20-20
John Marshall H.S.	W, 39-0
Buffalo	L, 19-14
St. Mary's (MI)	W, 39-0
Lawrence Tech	W, 13-0
Hillsdale	T, 7-7

Overall: 4-3-2

1934

Baldwin Wallace	L, 43-0
Albion	L, 7-0
John Carroll	L, 27-0
Dayton	L, 70-0
Detroit Tech	W, 33-0
St. Mary's (MI)	35-0
Assumption	W, 7-6
Lawrence Tech	T, 6-6
Hillsdale	L, 19-0

Overall: 3-5-1

1935

Alfred	L, 7-2
Wheaton (IL)	W, 7-0
Albion	W, 25-0
Manchester	L, 20-7
Detroit Tech	W, 20-6
Assumption	W, 26-0
Lawrence Tech	W, 46-0
Miami (OH)	L, 59-0
Hillsdale	W, 13-8
St. Mary's (MI)	W, 30-20

Overall: 7-3

YEAR-BY-YEAR RESULTS

1936

Wheaton (IL)	L, 19-0
Xavier	L, 46-0
Defiance	L, 2-0
John Carroll	L, 7-0
Assumption	W, 6-0
Lawrence Tech	W, 24-0
St. Mary's (MI)	W, 19-0
Mount Union	L, 27-0
Hillsdale	L, 14-7
Detroit Tech	L, 6-0

Overall: 3-7

1937

Mount Union	L, 19-0
Alma	L, 7-0
Defiance	L, 11-0
Albion	L, 33-0
Assumption	W, 12-0
Hillsdale	L, 33-0
St. Mary's (MI)	L, 26-0
Olivet	L, 26-0

Overall: 1-7

1938

Assumption	L, 6-0
Hillsdale	L, 51-0
Alma	L, 30-0
Kalamazoo	L, 45-0
Albion	L, 12-0
Olivet	L, 40-0
Hope	L, 22-6
St. Mary's (MI)	T, 7-7

Overall: 0-7-1

1939

Assumption	L, 18-0
Hillsdale	L, 39-0
Alma	L, 31-0
Albion	L, 51-0
Olivet	W, 21-0
St. Mary's (MI)	W, 26-0
Kalamazoo	L, 39-0
Hope	L, 31-0
Overall:	2-6

1940

Assumption	L, 6-0
Findlay	L, 19-0
Hope	L, 21-0
Albion	L, 19-0
Alma	L, 14-0
Kalamazoo	W, 13-12
Ferris State	L, 6-0
Hillsdale	L, 22-6
Overall:	1-7

1941

Assumption	W, 2-0
Ferris State	W, 7-6
Albion	L, 12-0
Findlay	L, 38-6
Alma	L, 46-6
Hillsdale	L, 14-0
Kalamazoo	L, 19-0
Hope	L, 6-0
Overall:	2-6

Overall: 2-6

1946

Kalamazoo	L, 20-0
Alma	L, 25-0
Albion	L, 27-0
Hillsdale	L, 33-6
Findlay	L, 13-0
Hope	L, 19-0
Lawrence Tech	L, 13-0
Detroit Tech	L, 9-6

Overall: 0-8

1947

Detorit Tech	W, 38-0
Kalamazoo	L, 26-7
Hillsdale	L, 33-0
Assumption	W, 19-7
Alma	L, 25-7
Hope	L, 6-0
Findlay	L, 27-13
Albion	W, 24-6
Overall:	3-5

Overall: 3-5

1948

Port Huron J.C.	W, 53-0
Defiance	W, 20-14
Hope	W, 14-13
Kalamazoo	L, 14-13
Albion	W, 13-7
Hillsdale	L, 35-8
Alma	L, 25-7
Ferris State	W, 6-0
Otterbein	L, 28-13

Overall: 5-4

No Team 1942-45 due to World War II

YEAR-BY-YEAR RESULTS

1949

Mount Union	L, 33-13
Defiance	W, 20-7
Albion	W, 26-7
Hope	L, 27-14
Kalamazoo	W, 27-13
Hillsdale	L, 20-7
Alma	T, 13-13
Ferris State	W, 53-2

Overall: 4-3-1

1950

Olivet	W, 28-0
Alma	L, 7-0
Albion	L, 33-6
Detroit Tech	W, 28-7
Kalamazoo	L, 35-6
Hope	L, 39-6
Gannon	L, 39-0
Hillsdale	L, 35-3

Overall: 2-6

1951

Olivet	L, 7-0
Hillsdale	L, 26-0
Alma	L, 70-0
Albion	L, 25-12
Hope	L, 26-7
Kalamazoo	L, 32-7

Overall: 0-6

1952

Olivet	W, 20-7
Grand Rapids J.C.	W, 27-0
Defiance	L, 21-0
Kalamazoo	L, 58-0
Hillsdale	W, 19-14
Rose-Hulman	T, 0-0
Alma	L, 28-13
Albion	L, 49-0
Hope	L, 20-6

Overall: 3-5-1

1953

Olivet	L, 7-6
Grand Rapids J.C.	W, 19-0
Defiance	L, 19-7
Hope	L, 20-7
Kalamazoo	W, 21-19
Hillsdale	T, 14-14
Alma	L, 19-14
Albion	L, 27-7

Overall: 2-5-1

1954

Olivet	W, 19-7
Defiance	L, 7-6
Grand Rapids J.C.	W, 19-0
Albion	L, 27-13
Hope	L, 13-7
Kalamazoo	L, 14-13
Wilmington (OH)	L, 19-6
Hillsdale	L, 26-13
Alma	L, 33-26

Overall: 2-7

1955

Wilmington (OH)	W, 22-19
Defiance	W, 25-12
Albion	L, 13-7
Alma	L, 21-6
Hope	W, 18-13
Kalamazoo	L, 26-19
Ferris State	L, 20-15
Hillsdale	L, 62-7
Olivet	W, 20-0

Overall: 4-5

1956

Defiance	W, 27-6
Albion	L, 28-12
Alma	W, 9-6
Hope	L, 25-7
Kalamazoo	L, 26-21
Ferris State	L, 19-7
Hillsdale	L, 61-12
Olivet	W, 32-13

Overall: 3-5

1957

Defiance	W, 26-0
Olivet	W, 26-0
Albion	L, 14-6
Alma	L, 25-0
Hope	L, 14-0
Kalamazoo	L, 21-13
Ferris State	W, 41-14
Hillsdale	L, 53-6

Overall: 3-5

YEAR-BY-YEAR RESULTS

1958

Defiance	L, 6-0
Olivet	W, 13-7
Albion	L, 39-0
Alma	L, 27-12
Hope	L, 41-7
Kalamazoo	W, 10-7
Ferris State	W, 27-7
Hillsdale	L, 32-6

Overall: 3-5

1959

Defiance	W, 7-6
Hillsdale	L, 51-0
Olivet	L, 12-7
Albion	L, 27-13
Alma	L, 35-0
Hope	L, 20-0
Kalamazoo	W, 20-13
Findlay	L, 20-2

Overall: 2-6

1960

Defiance	T, 6-6
Findlay	W, 12-0
Hillsdale	L, 48-0
Olivet	W, 12-7
Albion	L, 27-12
Alma	L, 13-0
Hope	L, 20-0
Kalamazoo	W, 20-6

Overall: 3-4-1

1961

Findlay	L, 20-8
Defiance	W, 7-0
Olivet	L, 9-0
Alma	L, 8-7
Ferris State	L, 24-0
Kalamazoo	L, 26-6
Hope	W, 26-14
Albion	L, 35-17

Overall: 2-6

1962

Defiance	L, 19-7
Albion	L, 20-7
Olivet	W, 21-14
Alma	W, 27-26
Ferris State	L, 8-0
Hope	W, 23-22
Kalamazoo	L, 44-6

Overall: 3-4

1963

Defiance	W, 14-7
Alma	W, 28-0
Albion	W, 2-0 (forfeit)
Olivet	W, 54-20
Hope	L, 16-12
Eastern Michigan	L, 14-0
Kalamazoo	L, 18-7
Bluffton	L, 28-14

Overall: 4-4

1964

Defiance	L, 20-12
Eastern Michigan	L, 7-0
Albion	L, 6-0
Olivet	L, 20-7
Hope	W, 3-0
Alma	L, 13-7
Kalamazoo	L, 18-0
Bluffton	W, 28-26

Overall: 2-6

1965

Manchester	L, 19-7
Defiance	L, 33-15
Hope	L, 15-7
Lake Forest	L, 28-14
Kalamazoo	W, 18-8
Olivet	W, 6-0
Alma	L, 3-0
Albion	L, 25-0

Overall: 2-6

1966

Manchester	W, 14-6
Defiance	L, 20-0
Hope	W, 19-14
Lake Forest	W, 28-21
Kalamazoo	L, 12-2
Olivet	L, 43-0
Alma	L, 21-0
Albion	L, 41-0

Overall: 3-5

YEAR-BY-YEAR RESULTS

1967

Defiance L, 13-8
 Ashland L, 34-0
 Kalamazoo W, 14-3
 Hope L, 19-7
 Alma L, 28-0
 Albion L, 35-0
 Olivet L, 28-0
 Grove City L, 43-6

1968

Ashland L, 34-15
 Defiance L, 35-0
 Grove City L, 13-8
 Kalamazoo L, 27-20
 Hope W, 42-31
 Alma L, 40-0
 Albion L, 20-0
 Olivet L, 53-6

Overall: 1-7

1969

Defiance L, 49-13
 Bluffton W, 19-18
 Geneva W, 42-27
 Olivet L, 30-27
 Kalamazoo L, 28-0
 Alma L, 27-14
 Hope L, 29-12
 Albion L, 30-6
 Kenyon W, 16-15

Overall: 3-6

1970

Defiance L, 49-6
 Bluffton W, 13-9
 Geneva W, 29-28
 Olivet W, 41-13
 Kalamazoo W, 29-14
 Alma L, 30-7
 Hope W, 21-7
 Albion W, 24-7
 Kenyon L, 27-14

Overall: 6-3

1971

Manchester L, 21-6
 Defiance L, 30-7
 Bluffton W, 12-0
 Geneva L, 21-20
 Alma L, 17-7
 Albion W, 39-6
 Olivet W, 21-0
 Kalamazoo W, 26-13
 Hope W, 15-13

Overall: 5-4

1972

Manchester W, 36-6
 Defiance L, 22-0
 Bluffton L, 9-7
 Geneva L, 7-0
 Alma L, 22-8
 Albion W, 22-13
 Olivet W, 16-7
 Kalamazoo W, 12-10
 Hope W, 14-0

Overall: 5-4

1973

Geneva L, 14-7
 Defiance L, 21-0
 Bluffton W, 15-13
 Kalamazoo L, 13-0
 Hope L, 47-7
 Olivet L, 28-7
 Albion L, 7-0
 Alma L, 24-13
 Grand Valley State L, 48-3

Overall: 1-8

1974

Geneva W, 13-3
 Defiance L, 26-13
 Bluffton W, 10-7
 Kalamazoo L, 27-7
 Olivet L, 14-0
 Hope L, 30-15
 Albion L, 14-7
 Alma L, 24-7
 Grand Valley State L, 42-6

Overall: 2-7

1975

Saginaw Valley L, 29-14
 Defiance L, 7-3
 Bluffton W, 24-20
 Geneva W, 13-7
 Albion L, 36-8
 Olivet W, 14-13
 Hope L, 13-0
 Alma L, 13-10
 Kalamazoo W, 13-9

Overall: 4-5

YEAR-BY-YEAR RESULTS

1976

Bluffton	W, 51-0
Saginaw Valley	L, 31-7
Otterbein	L, 17-8
Geneva	W, 28-0
Albion	L, 20-19
Olivet	W, 14-12
Hope	L, 28-21
Alma	L, 44-20
Kalamazoo	L, 14-10

Overall: 3-6

1977

Bluffton	L, 28-23
Grove City	W, 21-12
Otterbein	L, 34-14
Geneva	W, 24-19
Alma	W, 34-8
Albion	L, 29-0
Hope	L, 14-6
Kalamazoo	W, 14-10
Olivet	T, 14-14

Overall: 4-4-1

1978

Defiance	W, 3-0
Wooster	L, 21-7
Grove City	L, 21-10
Geneva	W, 14-7
Alma	W, 17-0
Albion	W, 24-13
Hope	L, 7-0
Kalamazoo	W, 14-3
Olivet	W, 17-0

Overall: 6-3

1979

Defiance	W, 26-0
Wooster	L, 13-7
Grove City	W, 14-13
Geneva	W, 24-7
Alma	W, 3-0
Hope	T, 6-6
Albion	W, 24-3
Olivet	W, 16-7
Kalamazoo	L, 23-18

Overall: 6-2-1

1980

Dension	W, 42-21
Defiance	W, 41-7
Manchester	W, 42-0
Geneva	W, 25-14
Alma	W, 31-3
Albion	W, 17-12
Hope	W, 35-21
Olivet	W, 28-0
Kalamazoo	W, 28-3

Overall: 9-0

1981

Defiance	W, 31-0
Manchester	W, 44-0
Geneva	W, 27-3
Mount Union	W, 14-13
Olivet	W, 24-0
Kalamazoo	W, 45-14
Albion	W, 34-0
Hope	L, 20-3
Alma	W, 28-6

Overall: 8-1

1982

Otterbein	W, 42-24
Wooster	W, 33-13
Geneva	W, 35-25
St. Norbert	W, 28-0
Olivet	L, 24-22
Kalamazoo	W, 42-14
Albion	W, 24-7
Hope	L, 28-14
Alma	W, 33-19

Overall: 7-2

1983

Otterbein	W, 9-7
Wooster	W, 34-7
Westminster (PA)	L, 13-10
St. Norbert	W, 52-14
Alma	W, 10-7
Albion	W, 7-3
Hope	W, 12-0
Olivet	W, 29-27
Kalamazoo	W, 21-18
Augustana	L, 21-20

Overall: 8-2

1984

Kenyon	L, 30-23
Heidelberg	W, 46-27
Ohio Northern	W, 35-12
Mount Union	W, 31-27
Alma	L, 27-14
Albion	L, 20-7
Hope	L, 38-17
Olivet	W, 66-0
Kalamazoo	W, 31-0

Overall: 5-4

YEAR-BY-YEAR RESULTS

1985

Kenyon	W, 34-6
Heidelberg	L, 15-14
Ohio Northern	W, 42-0
Mount Union	L, 20-16
Olivet	W, 49-0
Hope	W, 21-14
Alma	W, 70-6
Albion	L, 20-13
Kalamazoo	W, 60-6

Overall: 6-3

1986

Ohio Northern	W, 42-10
Defiance	W, 42-0
Tiffin	W, 27-6
Michigan Tech	W, 25-23
Olivet	W, 38-14
Hope	L, 42-10
Alma	W, 35-14
Albion	W, 24-10
Kalamazoo	W, 26-20

Overall: 8-1

1987

Ohio Northern	W, 35-7
Defiance	W, 34-6
Tiffin	W, 52-10
Dayton	L, 42-22
Olivet	W, 22-3
Alma	W, 21-14
Albion	W, 24-16
Hope	L, 48-14
Kalamazoo	W, 41-15

Overall: 7-2

1988

Ohio Northern	W, 27-22
Defiance	W, 39-13
Ohio Wesleyan	W, 21-6
Westminster (PA)	L, 36-3
Olivet	L, 9-7
Alma	W, 32-27
Albion	W, 37-7
Hope	W, 39-13
Kalamazoo	W, 24-0
Augustana	L, 25-7

Overall: 7-3

1989

Ohio Northern	W, 21-3
Defiance	L, 17-16
Ohio Wesleyan	L, 14-7
Westminster (PA)	L, 48-20
Hope	L, 15-13
Albion	W, 14-10
Alma	W, 29-23
Kalamazoo	W, 28-0
Olivet	W, 19-6

Overall: 5-4

1990

Heidelberg	W, 20-0
Defiance	W, 7-6
Northwood	L, 73-2
Carnegie Mellon	L, 24-23
Hope	L, 23-14
Albion	L, 10-7
Alma	W, 42-0
Kalamazoo	T, 14-14
Olivet	W, 16-13

Overall: 4-4-1

1991

Heidelberg	W, 14-0
Defiance	W, 26-3
Northwood	W, 12-7
Carnegie Mellon	L, 20-12
Olivet	L, 25-14
Alma	L, 10-0
Hope	L, 20-6
Albion	L, 48-7
Kalamazoo	W, 13-9

Overall: 4-5

1992

Mount Union	L, 21-12
Defiance	L, 17-14
Illinois Wesleyan	L, 24-20
Evansville	L, 43-12
Olivet	W, 42-7
Alma	W, 20-6
Hope	L, 19-14
Albion	L, 21-10
Kalamazoo	L, 18-16

Overall: 2-7

1993

Mount Union	L, 42-0
Defiance	L, 43-22
Illinois Wesleyan	L, 7-6
Evansville	W, 22-15
Albion	L, 17-7
Kalamazoo	L, 27-22
Olivet	W, 27-0
Hope	L, 43-12
Alma	L, 20-19

Overall: 2-7

YEAR-BY-YEAR RESULTS

1994

Heidelberg	L, 31-8
Defiance	L, 34-14
Augustana	L, 19-7
Wilmington (OH)	W, 35-25
Albion	L, 60-18
Kalamazoo	L, 21-8
Olivet	W, 13-0
Hope	W, 14-13
Alma	L, 20-18

Overall: 3-6

1995

Heidelberg	W, 28-14
Defiance	W, 24-14
Augustana	L, 35-14
Wilmington (OH)	W, 41-37
Hope	W, 24-9
Olivet	W, 27-14
Albion	L, 37-0
Alma	L, 24-21
Kalamazoo	W, 10-7

Overall: 6-3

1996

Heidelberg	L, 10-7
Defiance	W, 29-15
Wilmington (OH)	L, 17-10
Benedictine	W, 38-0
Hope	L, 38-6
Olivet	W, 12-9
Albion	L, 41-0
Alma	L, 34-27
Kalamazoo	L, 27-23

Overall: 3-6

1997

Heidelberg	W, 10-7
Defiance	W, 28-7
Anderson (IN)	W, 41-14
Benedictine	W, 30-6
Alma	W, 27-24
Hope	W, 26-19
Olivet	W, 29-12
Albion	L, 31-13
Kalamazoo	W, 17-6

Overall: 8-1

1998

Defiance	W, 24-6
Heidelberg	W, 31-18
Buffalo State	L, 31-10
Anderson (IN)	W, 41-0
Alma	L, 49-0
Hope	L, 17-7
Olivet	W, 28-14
Albion	L, 20-13
Kalamazoo	W, 24-17

Overall: 5-4

1999

Defiance	L, 35-28
Heidelberg	W, 22-15
Buffalo State	L, 42-27
Wilmington (OH)	L, 47-21
Albion	L, 33-6
Olivet	W, 35-28
Hope	L, 38-15
Alma	L, 31-6
Kalamazoo	L, 23-20

Overall: 2-7

2000

Baldwin Wallace	L, 49-3
Defiance	L, 28-7
Carthage	L, 21-3
Thomas More	L, 20-6
Wisconsin Lutheran	W, 13-12
Olivet	W, 23-14
Albion	L, 56-10
Hope	L, 33-6
Alma	L, 26-19
Kalamazoo	L, 24-10

Overall: 2-8

2001

Baldwin Wallace	L, 45-7
Defiance	L, 28-15
Carthage	L, 30-19
Thomas More	L, 20-19
Wisconsin Lutheran	L, 33-29
Olivet	W, 20-9
Albion	L, 31-14
Hope	L, 33-0
Alma	L, 38-13
Kalamazoo	W, 35-19

Overall: 2-8

2002

Heidelberg	W, 34-31
Defiance	L, 17-14
Franklin	W, 24-14
Carthage	W, 28-24
Wisconsin Lutheran	W, 56-26
Hope	W, 27-26
Olivet	L, 23-10
Albion	W, 31-21
Alma	L, 27-15
Kalamazoo	W, 8-0 (forfeit)

Overall: 7-3

YEAR-BY-YEAR RESULTS

2003

Heidelberg	W, 14-10
Defiance	W, 24-21
Franklin	W, 48-13
Wisconsin Lutheran	W, 31-17
Trine	W, 49-14
Hope	L, 33-7
Olivet	W, 49-42
Albion	W, 31-21
Alma	W, 45-42
Kalamazoo	L, 27-21

Overall: 8-2

2004

Heidelberg	W, 24-14
Defiance	W, 34-0
Bluffton	W, 30-3
Albion	W, 27-20
Alma	L, 27-7
Olivet	L, 33-22
Hope	L, 7-0
Trine	W, 30-12
Kalamazoo	W, 20-2
Wisconsin Lutheran	L, 20-17

Overall: 6-4

2005

Heidelberg	W, 61-14
Defiance	W, 37-0
Bluffton	W, 45-21
Albion	W, 30-27 OT
Alma	L, 13-10
Olivet	W, 37-31 2OT
Hope	L, 42-21
Trine	W, 45-13
Kalamazoo	W, 42-10
Wisconsin Lutheran	W, 31-14

Overall: 8-2

2006

Defiance	L, 10-0
Bluffton	W, 17-6
Westminster (PA)	L, 27-24 OT
Kalamazoo	W, 35-14
Olivet	L, 13-10
Trine	W, 42-10
Hope	L, 28-20
Wisconsin Lutheran	W, 33-13
Albion	W, 31-26
Alma	L, 45-28

Overall: 5-5

2007

Defiance	W, 35-9
Bluffton	W, 20-0
Huntingdon	W, 36-29 OT
Kalamazoo	W, 45-7
Olivet	L, 14-13
Trine	L, 23-20 OT
Hope	L, 24-14
Wisconsin Lutheran	W, 54-7
Albion	W, 24-10
Alma	W, 30-21

Overall: 7-3

2008

Capital	L, 34-14
Defiance	W, 20-0
Bluffton	W, 34-7
Lake Erie	W, 37-17
Kalamazoo	W, 43-17
Albion	W, 28-6
Hope	W, 39-3
Alma	W, 45-24
Trine	L, 9-0
Olivet	W, 19-7

Overall: 8-2

2009

Capital	L, 31-21
Defiance	W, 31-16
Bluffton	W, 41-7
Lake Erie	L, 29-28 OT
Kalamazoo	W, 62-15
Albion	L, 17-16
Hope	W, 7-6
Alma	W, 7-0
Trine	L, 21-16
Olivet	W, 45-20

Overall: 6-4

2010

UW-Whitewater	L, 35-0
Defiance	W, 40-14
Augustana	L, 21-7
Trine	L, 24-16
Olivet	W, 41-0
DePauw	L, 23-19
Kalamazoo	W, 58-31
Albion	L, 38-21
Hope	W, 33-7
Alma	W, 24-13

Overall: 5-5

2011

Husson	W, 77-7
Defiance	W, 27-6
Augustana	W, 17-14
Concordia-Chicago	W, 19-17
Trine	W, 26-7
Olivet	W, 56-18
Kalamazoo	W, 52-21
Albion	L, 28-14
Hope	L, 24-21 OT
Alma	W, 16-0

Overall: 8-2

YEAR-BY-YEAR RESULTS

2012

Carthage L, 20-17
Defiance W, 23-13
Wisconsin Lutheran W, 31-23
Hope W, 24-0
Alma W, 27-3
Trine W, 10-3
Olivet W, 28-8
Kalamazoo W, 38-7
Albion W, 20-19 OT
Huntingdon W, 17-16
Franklin L, 42-10

Overall: 9-2

2013

Pacific (OR) L, 20-10
Defiance W, 14-0
Concordia Chicago W, 48-0
Carthage W, 28-14
Hope W, 17-14
Alma W, 41-6
Trine W, 14-9
Olivet L, 21-17
Kalamazoo L, 14-10
Albion L, 13-0

Overall: 6-4

2014

Defiance W, 35-13
Carthage W, 40-14
Benedictine W, 23-6
Olivet L, 28-21
Alma W, 31-0
Albion W, 47-26
Wisconsin Lutheran L, 17-7
Hope W, 27-19
Kalamazoo W, 35-7
Trine W, 40-7
Mount Union L, 63-3

Overall: 8-3

2015

Defiance W, 31-13
Wheaton (IL) L, 49-0
Benedictine W, 36-7
Olivet L, 35-7
Alma W, 50-14
Albion L, 30-25
Wisconsin Lutheran W, 30-12
Hope W, 14-3
Kalamazoo W, 20-14
Trine W, 38-24

Overall: 7-3

2016

Pacific (OR) W, 30-28
Benedictine L, 35-28
UW-Stevens Point L, 44-19
Albion W, 28-21
Lakeland W, 28-21
Hope L, 25-7
Kalamazoo W, 31-13
Trine L, 31-13
Olivet L, 44-37
Alma L, 31-27

Overall: 4-6

2017

Ohio Northern L, 35-31
Rockford W, 62-7
UW-Stevens Point L, 41-28
Albion W, 34-32
Lakeland L, 47-40
Hope L, 22-3
Kalamazoo W, 36-22
Trine L, 55-34
Olivet W, 33-22
Alma W, 56-21

Overall: 5-5

2018

Ohio Northern L, 34-17
Buffalo State W, 56-27
Aurora W, 27-5
Kalamazoo L, 31-30
Olivet L, 50-22
Alma W, 28-23
Albion L, 49-42
Finlandia W, 49-6
Trine L, 42-27
Hope L, 33-14

Overall: 4-6

2019

Heidelberg L, 57-7
Hanover L, 49-28
Wisconsin Lutheran W, 32-29
Kalamazoo W, 30-27
Olivet L, 21-17
Alma W, 34-31
Albion L, 69-24
Finlandia W, 48-24
Trine W, 34-26
Hope L, 42-7

Overall: 5-5

YEAR-BY-YEAR RESULTS

2020 (COVID Season)

Trine L, 44-27
Manchester W, 41-10
Bluffton L, 28-21
Alma W, 21-6
Trine L, 33-23
Olivet W, 28-27
Albion L, 49-34

Overall: 3-4

2021

Heidelberg L, 48-20
Hanover L, 21-14
Greenville W, 41-28
Finlandia W, 56-6
Trine L, 36-20
Albion W, 21-7
Alma W, 36-21
Hope L, 19-7
Olivet L, 35-28
Kalamazoo W, 33-21

Overall: 5-5

2022

Heidelberg L, 31-0
Hanover W, 33-0
Bluffton W, 58-23
Finlandia W, 73-13
Hope W, 22-10
Trine L, 27-21
Kalamazoo W, 42-17
Albion L, 37-9
Alma L, 30-10
Olivet W, 28-0

Overall: 6-4

2023

Elmhurst L, 14-3
Defiance L, 34-17
Bluffton W, 23-15
Greenville L, 45-35
Hope L, 30-21
Trine L, 34-14
Kalamazoo L, 45-23
Albion L, 34-21
Alma L, 45-24
Olivet L, 32-10

Overall: 1-9

2024

Elmhurst W, 55-20
Madonna W, 38-20
Franklin W, 42-21
Olivet W, 24-14
Albion L, 38-27
Calvin W, 30-10
Hope L, 45-0
Kalamazoo W, 35-21
Trine L, 52-32
Alma L, 31-7

Overall: 6-4

ADRIAN HALL OF FAME INDUCTEES

<u>Inductee</u>	<u>Year</u>	<u>Inductee</u>	<u>Year</u>	<u>Inductee</u>	<u>Year</u>
Bill Albert	2003	James R. Jackson	1997	Paul Reed	1970
Todd Alcock	2010	Raymond C. Joles	1994	Gerald "Bud" Rice	1972
Michael J. Ayre	1993	Quentin Jones	1994	Robert Ritchie	1971
Joseph Bacani	1991	Duane Kaiser	1986	Wayne Roedel	2016
Bill Badour	2021	G. Aaron Klotz	2008	Tom Sefcik	2005
Robert M. Banks	1999	Tom Koenigsknecht	2004	Rick Senica	2023
George A. Beck	1978	James Koresky	1987	Bob Smedley	2006
Jack Birchfield	1979	David Kovalik	2002	Robert J. Solmonson	1992
Wilbur Brittain	1973	Ron Labadie	1981	Jim Staup	1981
Mark Bushinski	2022	Earl "Swede" Lancaster	1983	Ken Stepp	2001
Richard "Leslie" Byrd	1996	James Leventry	2000	Traver C. Sutton	1974
James Calcagni	1989	Michael Lewis	2018	Harry Tompson	1979
Max Carey	1986	Matt Lunn	1982	Jeff Toner	2006
Bruce Crosthwaite	2013	Harry Marok	1984	Craig Trychel	2024
John Darnton	1995	Pete Mazzoni	2003	Larry S. Tuttle	1990
Roger Davidson	2007	George R McGinnis	1977	Charles "Chief" Van	1993
Bill Davis	1989	Eugene "Gene" Melin	1999	Jack Vivian	1976
John Dawson	1985	Henry Mensing	2022	Tavarski "Taz" Wallace	2021
Steve Dembowski	1998	Jason Mensing	2016	Michael J. Weston	2011
Jefferey Dropps	2015	Charles "Bud" Miller	1974	Fletcher D. Williams	1992
Bryan L. Epple	2008	Ray Moran	2001	Michael J. Williams	2011
Michael G. Farrell	2009	Doug Moss	1990	James Wink	1978
Bryce E. Fauble	1975	Stephen Motte	1996	LaVerne "Skip" Woerner	1975
Tim Fogg	2024	Norm Mountain	1977	Raymond L. Woerner	1984
Steve M. Fugaban	1993	Harold E. Munger	1989	John G. Wyler	1990
John Fundukian	2003	Delbert Nims	1973	David Zimmerman	2017
Ben F. Gillies	2009	James Nowaske	2019	1911 Team	2000
J.S. Gray	1977	Robert Ohrman	1970	1970 Team	2004
Bradley Gross	2004	Harold R. Patchett	1978	1971 Team	2004
Duane "Dewey" Hall	1973	John Pavelko	1972	1972 Team	2004
Leon Harper	1970	Ronald Pero	2000	1980 Team	2000
Howard Herman	1988	Scott Pethtel	1985	1983 Team	2008
Fred Hobart	1971	Stephon Pietszak	2015	1988 Team	2010
James Hoke	2010	Lyle "Cub" Powers	1987	1989 Team	2010
John Iafolla	2010	Greg Pscodna	2000	1997 Team	2014