



ACU BASEBALL GAME NOTES

2021 SOUTHLAND CONFERENCE REGULAR SEASON CHAMPIONS

CONTACT: Zach Carlyle (zmc18a@acu.edu | 515-418-8015)

2022 SCHEDULE & RESULTS

FEBRUARY (4-3)

18	NORTH DAKOTA STATE	W, 5-3
19	NORTH DAKOTA STATE (DH)	L, 7-4
19	NORTH DAKOTA STATE (DH)	L, 4-0
20	NORTH DAKOTA STATE	L, 10-7
27	MICHIGAN STATE (DH)	W, 10-1
27	MICHIGAN STATE (DH)	W, 12-4
28	MICHIGAN STATE	W, 10-2

MARCH (9-8)

2	at UIW	L, 12-5
4	MARIST	W, 9-2
5	MARIST	W, 23-1
6	MARIST	W, 10-8
9	BAYLOR	L, 6-4
12	* at UTRGV (DH)	W, 3-1
12	* at UTRGV (DH)	L, 6-0
13	* at UTRGV	L, 12-6
15	at UT Arlington	L, 14-2
18	* SFA	W, 11-1 (8)
19	* SFA	W, 12-8
20	* SFA	W, 11-6
22	#19 TCU	L, 14-3 (7)
25	* TARLETON	L, 9-7
26	* TARLETON	L, 12-6
27	* TARLETON	W, 18-2 (7)
29	at #12 TCU	W, 6-2

APRIL (9-9)

1	* at Lamar	W, 6-3
2	* at Lamar	L, 3-2
3	* at Lamar	W, 11-8
5	AIR FORCE	L, 9-4
6	AIR FORCE	L, 9-4
8	* SAM HOUSTON	L, 12-8
9	* SAM HOUSTON	L, 21-0 (7)
10	* SAM HOUSTON	L, 11-8
12	UT ARLINGTON	W, 15-5 (7)
14	at Fresno State	W, 7-2
15	at Fresno State	L, 9-8
16	at Fresno State	W, 6-3
22	* UTRGV	L, 6-4
23	* UTRGV (DH)	W, 12-2 (7)
23	* UTRGV (DH)	L, 7-5
26	at #9 Texas Tech	W, 8-5
29	* at SFA	W, 11-2
30	* at SFA	W, 13-9

MAY (1-0)

1	* at SFA	W, 10-4
3	#9 TEXAS TECH	6:05 P.M.
6	* at Tarleton	6 p.m.
7	* at Tarleton	1 p.m.
8	* at Tarleton	1 p.m.
13	* LAMAR	6:05 P.M.
14	* LAMAR	3:05 P.M.
15	* LAMAR	1:05 P.M.
19	* at Sam Houston	6:30 p.m.
20	* at Sam Houston	6:30 p.m.
21	* at Sam Houston	1 p.m.

WAC TOURNAMENT (MESA, ARIZ.)

25-29 WAC Tournament

TBA

All time are Central
* Western Athletic Conference Game
Home games in **BOLD** | Neutral site

ON AIR

TV ESPN+

BROADCASTERS Zach Carlyle, Kaury Ostlien, Joseph Chapa

LIVE STREAM espn.com/watch

RADIO n/a

BROADCASTERS n/a

LIVE STATS Stat Broadcast

MAY 3 | vs. #9 TEXAS TECH | CRUTCHER SCOTT FIELD | ABILENE, TEXAS



ABILENE CHRISTIAN WILDCATS

RECORD	23-20 (11-10 Western Athletic)
RPI	145
HEAD COACH	Rick McCarty
CAREER RECORD / YEARS	92-75 / 4
RECORD AT ACU / YEARS	92-75 / 4

PROBABLE PITCHERS

TUESDAY | ACU LHP Max Huffling (3-0, 3.90 ERA) vs. TTU TBD

SERIES BY THE NUMBERS

ACU	OFFENSE	TTU
.295	Batting Average	.299
.401	On-Base Percentage	.411
.500	Slugging Percentage	.507
88	Doubles	119
9	Triples	11
66	Home Runs	68
200	Walks	273
57-76	Stolen Bases-Attempts	27-30

ALL-TIME SERIES (SINCE 2014) TTU leads, 7-1 | **LAST MEETING** ACU 8, #9 TTU 5 (April 26, 2022 - Lubbock)
IN ABILENE TTU leads, 2-0 | **IN LUBBOCK** TTU leads, 3-1 | **NEUTRAL SITE** TTU leads, 2-0 | **POSTSEASON** n/a

WILDCAT NOTES

BIG WEEK – ACU went 4-0 last week including the program's first-ever win over a Top-10 team, topping No. 9 Texas Tech, 8-5, in Lubbock. The Wildcats then went to Nacogdoches for an important series at SFA, and won all three by a combined score of 34-15. ACU hit .316 for the week, and slugged .586 with 11 home runs and eight doubles as an offensive unit. The pitching was spectacular as well, posting a team ERA of 3.50 with 54 strikeouts.

WHERE THE WILDCATS STAND – ACU currently sits in fourth place in the WAC Southwest Division at 11-10, but is just three games out of first place with nine games remaining. The Wildcats have a three-game series with Tarleton (6-15) this weekend, and then play at home vs. second-place Lamar (13-8), and close the regular season at first-place Sam Houston (14-7).

AN EYE ON THE STREAKS – Colton Eager leads ACU with a 29-game reached base streak, while Miller Ladusau has reached safely in 16-straight games. Ladusau and Bryson Hill each lead the 'Cats with six-game hitting streaks.

20-K PERFORMANCE – ACU struck out 20 batters as a team last Friday at SFA, setting a new Division I program record. Tyler Morgan, the WAC Pitcher of the Week, struck out 12 of those batters, breaking a new Division I program record as well. Carter Sells struck out five, while Drake Boggan struck out three.



#9 TEXAS TECH RED RAIDERS

RECORD	31-16 (11-7 Big 12)
RPI	51
HEAD COACH	Tim Tadlock
CAREER RECORD / YEARS	806-315 / 20
RECORD AT TTU / YEARS	371-188 / 10

ACU	PITCHING/DEFENSE	TTU
5.53	ERA	5.06
368.0	Innings Pitched	412.1
0	Complete Games	2
5	Saves	8
435/183	Strikeouts/Walks	461/173
.278	Opponent Batting Average	.253
33	Errors	40
.978	Fielding Pct	.977

TATROW'S WEEK – Grayson Tatrow had himself a case for WAC Player of the Week after driving in 14 runs on just five hits. The junior hit a pair of grand slams, including an inside-the-park four-bagger against Texas Tech. Three of his five hits were extra-base knocks, including one double as well.

BIG LEAGUE LOOKING – Head coach Rick McCarty called Max Huffling's performance against Texas Tech "big league-like." The sophomore southpaw tossed 3.0 innings of scoreless ball to get the save, and of the nine outs he got, seven were via the strikeout. Huffling needed just 37 pitches Tuesday, and did not allow a hit.

INDIVIDUAL RECORDS WATCH – Colton Eager became just the fourth Wildcat to play in 200 career games, joining his brother Tyler (216), Russell Crippen (204), and Aaron Draper (204). He also became the Wildcats' Division I era record holder in career RBI with 127, passing his older brother as well (124). Eager needs just four more runs scored to become the leader in that category as well (135 currently). Grayson Tatrow became the Division I era record holder for career home runs (23). Tyler Morgan needs one more strikeout and he will become No. 1 in career K's at the D1 level at ACU (138). He is currently in a tie with Nate Cole, who played from 2014-16.

2022 WAC STANDINGS (AFTER GAMES ON 5/1)

SOUTHWEST DIVISION	WAC	GB	OVERALL
Sam Houston	14-7	-	24-19
Lamar	13-8	1	27-17
UTRGV	12-9	2	26-18
Abilene Christian	11-10	3	23-20
SFA	7-14	7	13-27
Tarleton	6-15	8	13-30
WEST DIVISION	WAC	GB	OVERALL
Grand Canyon	17-4	-	30-15
California Baptist	12-9	5	26-14
Sacramento State	13-11	5.5	23-20
Dixie State	11-13	7.5	17-25
Seattle U	10-13	8	13-25
NM State	8-13	9	18-23
Utah Valley	9-15	9.5	16-28

QUICK FACTS

UNIVERSITY & ATHLETICS

SCHOOL.....	Abilene Christian University
CITY, STATE.....	Abilene, TX
FOUNDED.....	1906
ENROLLMENT.....	5,390
NICKNAME.....	Wildcats
SCHOOL COLORS.....	Purple and White
HOME FIELD (CAPACITY).....	Crutcher Scott Field (4,000)
HOME FIELD OPENED.....	1991
SURFACE.....	FieldTurf
DIMENSIONS.....	Lines - 334' Alleys - 380' Center - 400'
AFFILIATION.....	NCAA Division I
CONFERENCE.....	Western Athletic
PRESIDENT.....	Dr. Phil Schubert
VP FOR ATHLETICS.....	Zack Lassiter
ATHLETIC DEPT. PHONE.....	(800) 766-0228
TICKET OFFICE PHONE.....	(325) 674-2287

BASEBALL HISTORY

FIRST YEAR OF BASEBALL.....	1955
ALL-TIME RECORD.....	1,255-1,115-2
ALL-TIME DIVISION I RECORD.....	177-262
ALL-TIME DIVISION II RECORD.....	1,078-852-2
DI SOUTHLAND CONFERENCE RECORD.....	69-138
DI WESTERN ATHLETIC CONFERENCE RECORD.....	11-10
SOUTHLAND CHAMPIONSHIPS.....	1 (2021)
LONE STAR CHAMPIONSHIPS.....	8 (1993, 1996, 2000, 2001, 2002, 2008, 2009, 2010)
NCAA DIVISION II REGIONAL TOURNAMENTS.....	10 (1996, 2000, 2001, 2002, 2003, 2005, 2006, 2008, 2009, 2010)
NCAA DIVISION II REGIONAL CHAMPIONSHIPS.....	1 (2003)
NCAA DIVISION II COLLEGE WORLD SERIES.....	1 (2003)

COACHES & SUPPORT STAFF

HEAD COACH.....	Rick McCarty
ALMA MATER, YEAR.....	Murray State, 2003
RECORD AT ACU (YEARS).....	92-75 (4)
CAREER RECORD (YEARS).....	92-75 (4)
BASEBALL OFFICE PHONE.....	(325) 674-6934
ASSISTANT COACH.....	Craig Parry
ALMA MATER, YEAR.....	South Dakota State, 2010
ASSISTANT COACH.....	Blaze Lambert
ALMA MATER, YEAR.....	Palm Beach Atlantic, 2007
ASSISTANT COACH.....	Trevin Sonnier
ALMA MATER, YEAR.....	Dallas Baptist, 2015
DIRECTOR OF PLAYER DEVELOPMENT.....	Luke Marbach
DIR. OF DATA ANALYTICS & PERFORMANCE ...	Kyle Carter

2022 PREVIEW

2021 RECORD.....	36-21
2021 SOUTHLAND CONFERENCE RECORD.....	25-13
POSITION STARTERS RETURNING/LOST.....	9/0
PITCHERS RETURNING/LOST.....	12/6
LETTERMEN RETURNING/LOST.....	26/7
NEWCOMERS.....	14

OTHER MEDIA INFORMATION

WEBSITE.....	ACUSports.com
BASEBALL TWITTER.....	@ACU_Baseball
BASEBALL INSTAGRAM.....	@acu_baseball
HASHTAG.....	#ATO #GoWildcats

MISCELLANEOUS STATISTICS

HITTING STREAKS

	LONGEST	CURRENT
Eager, Colton	11	5
Dickson, Mitchell	10	4
Gieser, Hunter	10	3
Tweedt, Tanner	9	-
Ladusau, Miller	9	6
Tatrow, Grayson	7	2
Hill, Bryson	6	6
Cruz, Tommy	4	3
Hammit, Brett	4	-
Cazarin, Alexei	4	3
Randle, Bash	4	4
Staeheley, Aaron	4	-
Bender, Riley	2	-
Nielsen, Jack	1	-
Riggs, Julio	1	-
Byrd, Adam	1	1

MULTIPLE-HIT GAMES

	2	3	4	5+	TOTAL
Eager, Colton	11	5	1	-	17
Tatrow, Grayson	10	3	1	-	14
Randle, Bash	11	3	-	-	14
Dickson, Mitchell	8	4	1	-	13
Tweedt, Tanner	9	2	-	1	12
Ladusau, Miller	6	4	-	-	10
Cruz, Tommy	7	-	-	-	7
Gieser, Hunter	7	-	-	-	7
Hill, Bryson	4	1	1	-	6
Hammit, Brett	4	-	-	-	4
Staeheley, Aaron	3	-	-	-	3
Cazarin, Alexei	2	-	-	-	2
Bender, Riley	-	1	-	-	1
TOTALS	82	23	4	1	110

REACHED-BASE STREAKS

	LONGEST	CURRENT
Tatrow, Grayson	32	2
Eager, Colton	29	29
Dickson, Mitchell	17	7
Ladusau, Miller	16	16
Gieser, Hunter	14	3
Randle, Bash	12	4
Tweedt, Tanner	11	-
Hill, Bryson	9	6
Hammit, Brett	8	7
Staeheley, Aaron	6	-
Cruz, Tommy	4	4
Cazarin, Alexei	4	3
Bender, Riley	2	-
Riggs, Julio	1	-
Byrd, Adam	1	1
Nielsen, Jack	1	-

MULTIPLE-RBI GAMES

	2	3	4	5+	TOTAL
Tatrow, Grayson	11	2	2	2	17
Eager, Colton	8	3	1	1	13
Hammit, Brett	10	-	-	-	10
Gieser, Hunter	6	2	1	1	10
Tweedt, Tanner	4	1	-	2	7
Randle, Bash	5	1	-	1	7
Hill, Bryson	6	-	1	-	7
Staeheley, Aaron	5	-	-	-	5
Ladusau, Miller	5	-	-	-	5
Cruz, Tommy	3	1	-	-	4
Dickson, Mitchell	2	-	1	-	3
Cazarin, Alexei	2	-	-	-	2
TOTALS	67	10	6	7	90

ACU BY THE NUMBERS

	LAST HR	OFF	MOST HITS, GAME	MOST RBI, GAME
Cazarin	3/5/22 vs. MAR	Cand	2, 2x-last 4/23/22 vs. UTRGV	2, 2x-last 3/5/22 vs. MAR
Cruz	3/5/22 vs. MAR	Wren	2, 7x-last 3/26/22 vs. TAR	3, 3/19/22 vs. SFA
Dickson	4/8/22 vs. SHSU	Beard	4, 4/8/22 vs. SHSU	4, 3/18/22 vs. SFA
Eager	4/30/22 at SFA	Emmons III	4, 3/2/22 at UIW	5, 2/27/22 vs. MSU
Gieser	5/1/22 at SFA	Richter	2, 7x-last 4/30/22 at SFA	5, 4/15/22 at FSU
Hammit	4/29/22 at SFA	Boyet	2, 4x-last 4/23/22 vs. UTRGV	2, 10x-last 4/29/22 at SFA
Hill	4/30/22 at SFA	Emmons III	4, 3/20/22 vs. SFA	4, 4/23/22 vs. UTRGV
Ladusau	4/26/22 at TTU	Hitt	3, 4x-last 4/5/22 vs. AFA	2, 5x-last 3/27/22 vs. TAR
Randle	4/30/22 at SFA	Gennari	3, 3x-last 4/12/22 vs. UTA	5, 4/12/22 vs. UTA
Staeheley	3/5/22 vs. MAR	Sabbe	2, 3x-lat 4/15/22 at FSU	2, 5x-last 4/14/22 at FSU
Tatrow	5/1/22 at SFA	Richter	4, 3/5/22 vs. MAR	6, 3/5/22 vs. MAR
Tweedt	4/6/22 vs. AFA	Stohr	5, 3/5/22 vs. MAR	5, 2x-last 3/5/22 vs. MAR

2022 W-L BY POSITION									
	C	1B	2B	SS	3B	LF	CF	RF	DH
Bender					1-1				
Cazarin			1-1	3-1	2-2				
Cruz		2-3						5-5	
Dickson	12-12		2-3					9-5	
Eager							23-20		
Gieser		21-15							0-1
Hammit			19-15						
Hill					20-17				
Ladusau						20-16			
Randle				20-19					
Riggs			1-1						
Staeheley						3-4		4-4	
Tatrow							23-20		
Tweedt	11-8	0-2						5-5	

2022 W-L BY BATTING ORDER									
	1	2	3	4	5	6	7	8	9
Bender								1-0	0-1
Cazarin								0-3	6-1
Cruz				7-8					
Dickson	23-20								
Eager			23-19	0-1					
Gieser			2-3		5-2	1-0	5-2	4-6	4-3
Hammit							6-8	13-7	
Hill					0-1	8-5	4-2	4-3	4-6
Ladusau					10-9	10-7			
Randle		3-1		4-4	8-8	0-3			5-3
Riggs									1-1
Staeheley						2-1	2-2		3-5
Strandt									
Tatrow		20-19					3-1		
Tweedt			0-1	10-4		2-4	3-5	1-1	

2022 RUNS SCORED BY INNING											
	1	2	3	4	5	6	7	8	9	10+	Total
ACU	51	46	41	39	36	29	47	28	9	-	326
Opponents	43	44	26	30	29	45	13	30	17	-	277

2022 ACU BY THE NUMBERS		
Current Streak: w4	Ahead after 6/7/8: 19-1/19-2/19-0	Hit homer: 19-12
Current Record: 23-20	Behind after 6/7/8: 1-15/0-10/0-15	Hit multiple homers: 12-6
Home/Road/Neutral: 13-14/10-6/0-0	Tied after 6/7/8: 3-4/1-5/0-2	Score first: 14-8
Day/Night: 15-13/8-7	1-run games: 0-2	Score 6 or more: 21-7
WAC Record: 11-10	2-run games: 3-4	Score 5 or less: 2-13
Series W-L (home): 3-5	Extra innings: 0-0	Outhit opponents: 18-5
Series W-L (road): 3-1	Collect 10 or more hits: 16-8	Outhit by opponents: 3-14
vs. LH/RH starters: 3-4/20-16	Opp. 10 or more hits: 6-15	Hits are tied: 2-1

2022 MISCELLANEOUS		
2-Out RBI (114): Gieser (14), Hammit (14), Tweedt (14), Tatrow (13), Hill (11), Eager (10), Ladusau (10), Dickson (8), Randle (7), Cruz *5(, Cazarin (4), Staeheley (3), Nielsen (1)	CI: 0 (Opp. 2)	
Left On Base: 365 (Opp. 344)	IBB: 4 (Opp. 6)	
DPs Turned: 23 (Opp. 24)	Pickoffs (5): Dickson (2), Cervantes (1), Eichelberger (1), Huffling (1)	
	Passed Ball (13): Dickson (7), Tweedt (6)	

2022 CATCHERS				
	PB	FLD%	CS-ATT.	CS%
Dickson	7	.985	8-36	82%
Tweedt	6	1.000	6-9	66%
Totals	13	.993	14-45	74%

2022 HOME RUNS					
	SOLO	2R	3R	SLAM	TOTAL
Tatrow	4	5	2	2	13
Gieser	5	4	2	-	11
Hammit	4	4	-	-	8
Eager	1	4	2	-	7
Hill	3	3	-	1	7
Randle	4	3	-	-	7
Tweedt	1	3	1	-	5
Dickson	3	-	-	-	3
Cazarin	1	-	-	-	1
Cruz	-	1	-	-	1
Ladusau	2	-	-	-	2
Staeheley	-	1	-	-	1
Totals	28	28	7	3	66



HEAD COACH RICK McCARTY 31

4th season at ACU | 4th season as head coach

ALMA MATER, YEAR Murray State, 2003

HIGHER EDUCATION, YEAR Delta State, 2005

Rick McCarty enters his fourth season in 2021-22 as the head coach at Abilene Christian University after being announced on June 12, 2018. McCarty came to ACU after spending 16 years as an assistant coach. Throughout those seasons, the programs he has been with have won 40 or more games 10 different times. As an assistant, McCarty tallied 618 wins, for an average of 38 wins per year. He has seen programs participate in nine regional tournaments and two College World Series.

McCarty is just the fourth head baseball coach at ACU since the university re-instated the program in 1991, following Bill Gilbreth, Jimmy Shankle and Bonneau, who resigned May 19, 2018 after 22 seasons as the head coach. McCarty takes over a program that in 2021 will be in its eighth season of NCAA Division I play and fourth season of full eligibility for Southland Conference and NCAA postseason play.

In his first season with the Wildcats, McCarty and his staff improved the win total from 21 to 26, but most importantly, more than doubled the Southland Conference win total from five to 13. ACU ended its season on an incredibly high note, sweeping the Nicholls Colonels at The Crutch in a three-game series to eliminate their visitors from the league tournament. ACU finished a game back of eighth place, the requirement to get to Sugar Land for the conference tournament.

McCarty coached another Major League Baseball draft pick in Luis Treviño, who was named the Southland Conference Player of the Year, after a historic season. The ACU catcher was drafted in the 40th round by the Tampa Bay Rays after earning Collegiate Baseball Newspaper Second Team All-America, ABCA/Rawlings Second Team All-America, and NCBWA Third Team All-America honors. Treviño was named to the ABCA/Rawlings First Team Division I All-Midwest Region, and earned First Team All-Southland honors as well. McCarty also coached senior Dalon Farkas, who was named Second Team All-SLC as an outfielder, and made the All-Academic squad as well. Joining those two on the all-conference list were pitchers Brennan Lewis (honorable mention) and Spencer Chirpich (honorable mention). McCarty's staff set the tone for an exciting future of ACU Baseball.

Year two was an unusual one, as was the case around the country. ACU played just 15 games, going 7-8, ending the season with a loss to the Texas Longhorns in Austin. ACU did not get to play past that due to the COVID-19 situation that closed down the entire spring season across the nation.

The program made an all-time re-build come to life in the spring of 2021. It might just be the quickest turnaround in all of college baseball. ACU won five Southland Conference games in the spring of 2018, and just a few months later they brought in McCarty. The change was eminent, and the results came quickly. And it all came together in the spring of 2021 with the first-ever Southland Conference championship, a school-record 36 wins, and one of the great offenses in Wildcat history. ACU baseball arrived on the landscape of Division I college baseball this spring, and it plans to stay there awhile.

The strength of the 'Cats during the 2021 season was the offense, but in key moments the pitching was outstanding as well. It all came together during a historic 11-game winning streak that catapulted ACU to the top of the Southland Conference standings. Then the thought turned from just making the conference tournament to maybe winning a league title. ACU won 17 of its last 21 games to close out the season, and when the season ended, ACU had the Southland Hitter of the Year (Colton Eager), the Southland Newcomer of the Year (Grayson Tatrow), and the head man himself won the league's Coach of the Year honor.

ACU went 2-2 at the Southland Conference Tournament, appearing in the post-season at the Division I level for the first time. The 'Cats beat Lamar and Texas A&M-Corpus Christi to advance to the semifinals before falling to Sam Houston to end their season. It was a season that included seven all-conference players as well, including three on the first team (Mitchell Dickson, Colton Eager, Bash Randle), one on the second team (Grayson Tatrow), and two on the third team (Tommy Cruz, Brett Hammit). Hunter Gieser and Brett Hammit were each named to the All-Tournament Team as well. Dickson and Eager earned all-academic first team honors too, and Gieser and Miller Ladusau were named to the second team all-academic.

PLAYING CAREER

2000-01	John A. Logan College (Illinois)
2002-03	Murray State

COACHING CAREER

2004-05	Delta State	Grad Asst. Coach
2005-08	Delta State	Assistant Coach
2009-10	Southeast Missouri State	Assistant Coach
2011-14	Campbell	Assistant Coach
2015	Louisiana Tech	Assistant Coach
2016-18	Dallas Baptist	Assistant Coach
2019-Present	Abilene Christian	Head Coach

YEAR-BY-YEAR COACHING RECORD

Yr.	School	Record	Conf.	Postseason
2019	Abilene Christian	26-26	13-17	N/A
2020	Abilene Christian	7-8	1-2	N/A*
2021	Abilene Christian	36-21	25-13	SLC Tourney
2022	Abilene Christian	23-20	11-10	
Total	4 Seasons	92-75	50-42	

* Season cancelled due to COVID-19

COACHING STAFF



25 CRAIG PARRY
Assistant Coach
4th Season
South Dakota State, 2010



33 BLAZE LAMBERT
Assistant Coach
4th Season
Palm Beach Atlantic, 2007



26 TREVIN SONNIER
Assistant Coach
1st Season
Dallas Baptist, 2015



LUKE MARBACH
Director of Player Development
1st Season
Texas A&M-Corpus Christi, 2021



KYLE CARTER
Director of Data Analytics & Performance
1st Season
Pfeiffer, 2020

ACU set plenty of records in 2021, including 36 wins, 25 Southland wins, and 11-game winning streak, a 3.45 fall GPA, a 3.36 cumulative GPA, 473 strikeouts, seven all-conference players, and a 104 final RPI.

A 2003 graduate of Murray State (B.S. Health and Physical Education), McCarty began his distinguished coaching career with the Racers before joining the 2004 Delta State staff as a graduate assistant pitching coach. He was met with immediate success in this role as the Statesmen (54-11) won the NCAA D2 National Championship over Grand Valley State and set a program record for wins.

McCarty went on to earn his Master's in Education from Delta State in 2005, and again was part of a 50-win team that qualified for the Division II College World Series. The Statesmen averaged 47 wins per year and compiled a record of 236-65 during his time in Cleveland.

After Delta State, McCarty moved to Southeast Missouri State University. His two seasons (2009-10) in Cape Girardeau, Mo., were followed by a four-year revitalization of the Campbell program (2011-14), a one-year stay at Louisiana Tech (2015), and three NCAA postseason campaigns at Dallas Baptist (2016-18).

Under McCarty's guidance, the 2018 Patriots once again were at or near the top of the Missouri Valley Conference rankings in several pitching categories. Led by Collegiate Baseball Third Team All-America and MVC Pitcher of the Year Trevor Conn, DBU ranked first in strikeout-to-walk ratio (2.49) and walks allowed per nine innings (3.64), was second in WHIP (1.39) and third in ERA (4.53) and hits allowed per nine innings (8.87). The team's K-to-BB ratio also was 42nd among all 297 D1 schools.

Conn (8-2, 3.15 ERA, 57K) additionally was one of four Patriot pitchers to make an all-conference team. He and relief pitcher Kragen Kechely (7-1, 3.76, 53K) each were tabbed to the first team, while second team honors were awarded to freshman Luke Eldred (7-3, 3.28 ERA, 43K) and Jarod Bayless (3-3, 3.12, 71K, 4SV).

Eldred later was named to Collegiate Baseball's Freshman All-America Team, and 2018 Missouri Valley Conference First Team nods went to Bayless and Kechely.

Over a three-year span as the DBU pitching coach, McCarty has helped produce eight pitchers selected in the Major League Baseball Draft, including a pair of top 10 round selections in 2017 in Seth Elledge (4th round - Seattle Mariners) and Dalton Higgins (7th round - New York Yankees). Gavin Fritz was also taken in the 2017 MLB Draft when the Miami Marlins selected him in the 16th round.

In 2018, DBU had three pitchers drafted, including junior left-hander Kody Funderburk (15th round - Minnesota Twins), senior RHP Sean Boyle (25th round - New York Yankees) and junior RHP Parker Towns (37th round - Seattle Mariners).

DBU's Colin Poche and Darick Hall were each selected in the 14th round of the 2016 Major League Draft, as Poche was signed by the Arizona Diamondbacks and Hall went to the Philadelphia Phillies. Senior left-hander Sean Stutzman also signed a professional contract as a free agent with the Houston Astros in 2016. Colin Poche made his Major League debut for the Tampa Bay Rays in June 2019.

A native of Campbellsville, Ky., McCarty is known for his recruiting and player development. He has had a player reach the big leagues at each of his coaching stops. During his coaching stints at DBU, Louisiana Tech, Campbell, Southeast Missouri State, and Delta State, McCarty helped recruit/develop seven pitchers who made the major leagues: Campbell's Matt Marksberry (Atlanta Braves), Jake Smith (San Diego Padres), and Ryan Thompson (Tampa Bay Rays), Southeast Missouri State's Shae Simmons (Atlanta Braves, Seattle Mariners), Delta State's Brent Leach (Los Angeles Dodgers), Louisiana Tech's Phil Maton (San Diego Padres) and Phil Diehl (Colorado Rockies), and DBU's Colin Poche (Tampa Bay Rays) and Seth Elledge (St. Louis Cardinals).



While at Campbell, McCarty recruited and coached the first Big South Pitcher of the Year in school history in Ryan Thompson. In 2013, Thompson's school record 0.88 ERA ranked tops in the nation and also established a new single-season record in the Big South Conference. Thompson went on to become the school's first All-American pitcher, as he broke the school's single-season saves record in both 2013 and 2014. The Houston Astros drafted Thompson in the 23rd round following the 2014 season. Four pitchers were drafted in McCarty's four years in Buies Creek, two of which have already made their Major League debuts. McCarty recruited all four of Campbell's All-Americans plus three academic All-Americans. He also coached 17 All-Big South Conference performers, including a school record nine All-Conference selections in 2013. While on staff at Campbell, the Fighting Camels won 40+ games in three straight seasons, including a school-record 49 victories in 2013.

On the diamond, McCarty starred as a pitcher for two seasons as the closer for Murray State, where he notched eight saves in 2001, tying a single-season school record. Prior to his two years at Murray State, McCarty played at John A. Logan College in Carterville, Ill.

McCarty is married to the former Rayna Netherland of Campbellsville, Ky. They have three children: Mya, Myles and Mia.

2022 ACU ROSTER

NO.	NAME	HT.	WT.	CL.	POS.	B/T	HOMETOWN (HIGH SCHOOL / PREVIOUS SCHOOL)
0	Trevor Jackson	6-2	189	Sr.	RHP	R/R	Las Vegas, Nev. (Palo Verde HS / College of Southern Nevada)
1	Bash Randle	5-8	150	So.	INF	R/R	Rockwall, Texas (Rockwall HS)
2	Brett Hammit	6-3	209	So.	INF	R/R	Nixa, Mo. (Nixa HS / Jefferson College / Nebraska)
3	Mitchell Dickson	6-4	166	Jr.	C	R/R	Flower Mound, Texas (Marcus HS / Pepperdine)
4	Julio Riggs	5-8	162	So.	INF / OF	R/R	Boerne, Texas (Boerne HS / Paris College)
5	Riley Bender	6-3	174	Fr.	INF	R/R	Kingwood, Texas (Kingwood HS)
6	Alexei Cazarin	5-8	172	Sr.	INF	R/R	Frisco, Texas (Centennial HS / Fort Scott College)
7	Genner Cervantes	6-0	191	Sr.	RHP	R/R	Phoenix, Ariz. (Trevor Browne HS / South Mountain CC)
8	Colton Eager	6-1	201	Gr.	OF	L/L	North Richland Hills, Texas (Fort Worth Christian HS)
9	Hunter Gieser	6-3	227	Gr.	INF	R/R	Burleson, Texas (Southwest Christian HS / Weatherford College)
10	Bryson Hill	6-0	183	Jr.	INF	L/R	Fort Worth, Texas (Saginaw HS / Houston)
11	Tanner Riley	6-0	177	Sr.	RHP	R/R	Clyde, Texas (Clyde HS / Navarro College)
12	Miller Ladusau	6-3	211	So.	OF	L/R	Heath, Texas (Heath HS)
14	Austin Glaze	6-4	231	So.	RHP	R/R	Carthage, Texas (Colleyville Heritage HS)
15	Riley Bauman	6-0	172	So.	RHP	R/R	Rockwall, Texas (Rockwall HS / Navarro College)
16	Adam Stephenson	6-1	182	Jr.	LHP	L/L	Southlake, Texas (Southlake Carroll HS / Cowley College / Wichita State)
17	Breck Eichelberger	6-4	192	Jr.	RHP	R/R	Ivins, Utah (Snow Canyon HS / Salt Lake City CC)
18	Drake Boggan	6-1	159	So.	RHP	R/R	Lewisville, Texas (Hebron HS / Paris College)
19	Zach Smith	5-9	180	R-Jr.	RHP	R/R	Abilene, Texas (Wylie HS)
20	Ben Johnson	6-1	199	Fr.	RHP	R/R	Southlake, Texas (Nolan Catholic HS)
21	Tyler Morgan	6-0	199	So.	RHP	R/R	Flower Mound, Texas (Marcus HS)
22	Grayson Tatrow	6-4	219	Jr.	OF	L/R	Mansfield, Texas (Mansfield HS / Paris JC / Weatherford College)
23	Tommy Cruz	5-8	175	Sr.	OF	R/R	Guayama, Puerto Rico (Mountain View HS (Calif.) / Chandler-Gilbert CC)
24	Garrett Egli	6-4	213	Gr.	RHP	R/R	San Antonio, Texas (Smithson Valley HS / Sam Houston)
27	Sam Berberich	5-10	171	So.	RHP	R/R	Terrell, Texas (Wills Point HS / Seward College)
28	Cinoon Bak	6-0	190	Fr.	RHP	R/R	Seoul, Republic of Korea (Whimoon HS)
29	Carter Sells	6-2	193	Jr.	RHP	R/R	Brentwood, Tenn. (Ravenwood HS / Arkansas)
30	Thomas Brannon	5-9	206	So.	C	R/R	Angleton, Texas (Angleton HS)
32	Cal Strandt	5-9	176	So.	INF	L/R	Frisco, Texas (Wakeland HS)
34	Walker Piland	6-5	199	Fr.	RHP	R/R	Abilene, Texas (Wylie HS)
35	Mitch White	6-1	189	Jr.	RHP	R/R	Livonia, Mich. (Churchill HS / Lansing CC)
36	Bryce Jewell	5-9	165	Fr.	INF	R/R	Bullard, Texas (Bullard HS)
37	Adam Byrd	6-0	171	Fr.	OF / LHP	R/L	Mesquite, Texas (Poteet HS)
38	Bryson Gillmore	5-8	178	Fr.	C	R/R	Cleburne, Texas (Joshua HS)
39	Connor Carlton	6-1	245	Jr.	LHP	L/L	Abilene, Texas (Wylie HS / Odessa College)
40	Jack Nielsen	6-2	200	Fr.	INF	R/R	Southlake, Texas (Southlake Carroll HS)
41	Tanner Tweedt	6-0	192	Jr.	C	R/R	Red Bluff, Calif. (Red Bluff HS / Sac City CC)
42	Aaron Staehely	6-0	174	So.	OF	L/R	Sugar Grove, Ill. (Benet HS / Iowa Western CC)
44	Sam Grace	6-4	208	Jr.	RHP	R/R	St. Charles, Mo. (Francis Howell HS / Charlotte)
45	Max Huffling	6-9	249	So.	LHP	L/L	Edmond, Okla. (Deer Creek HS / Lamar CC)

ROSTER BREAKDOWN BY CLASS

Graduates (3): Eager, Egli, Gieser

Seniors (5): Cazarin, Cervantes, Cruz, Jackson, Riley

Juniors (11): Carlton, Dickson, Eichelberger, Grace, Hill,

Sells, Smith, Stephenson, Tatrow, Tweedt, White

Sophomores (13): Bauman, Berberich, Boggan,

Brannon, Glaze, Hammit, Huffling, Ladusau, Morgan,

Randle, Riggs, Strandt, Staehely

Freshman (8): Bak, Bender, Byrd, Gillmore, Jewell, Johnson, Nielsen, Piland

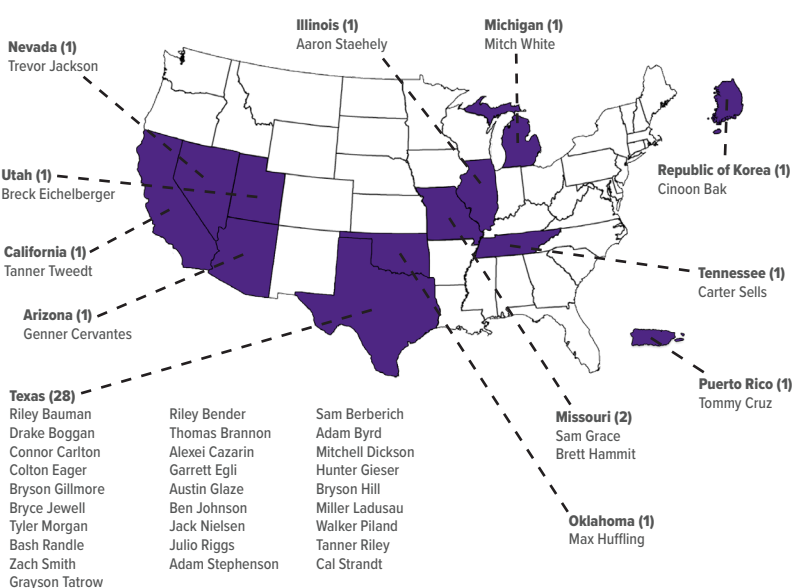
COACHING STAFF

31	Rick McCarty.....	Head Coach
25	Craig Parry.....	Assistant Coach
33	Blaze Lambert.....	Assistant Coach
26	Trevin Sonnier.....	Assistant Coach
	Luke Marbach.....	Director of Player Development
	Kyle Carter.....	Director of Data Analytics & Performance

PRONUNCIATION GUIDE

2	Brett Hammit	HAM-MIT
4	Julio Riggs	HOO-LEE-OH
6	Alexei Cazarin	Uh-lex-ee CAZ-uh-REEN
7	Genner Cervantes.....	Henner Ser-vahn-teez
8	Colton Eager	Colton Ee-ger
9	Hunter Gieser	Hunter GEE-zer
12	Miller Ladusau	Miller Lad-uh-saw
15	Riley Bauman.....	BAH-min
17	Breck Eichelberger	IKE-uhl-burger
18	Drake Boggan.....	BAW-gin (hard g)
22	Grayson Tatrow.....	Grayson TAY-trow
24	Garrett Egli.....	Egg-lee
27	Sam Berberich	Ber-ber-itch
28	Cinoon Bak.....	Sin-NOON Bawk
34	Walker Piland.....	Pie-land
37	Adam Byrd	Bird
41	Tanner Tweedt.....	Tweed (no t)
42	Aaron Staehely	Staley

WILDCATS BY STATE / COUNTRY



2022 ACU WILDCAT BASEBALL



0 TREVOR JACKSON
RHP R/R 6-2 189 Sr.
Las Vegas, Nev.




1 BASH RANDLE
INF R/R 5-8 150 So.
Rockwall, Texas



2 BRETT HAMMIT
INF R/R 6-3 209 So.
Nixa, Mo.




3 MITCHELL DICKSON
C R/R 6-4 166 Jr.
Flower Mound, Texas



4 JULIO RIGGS
OF R/R 5-8 162 So.
Boerne, Texas




5 RILEY BENDER
INF R/R 6-3 174 Fr.
Kingwood, Texas




6 ALEXEI CAZARIN
INF R/R 5-8 172 Sr.
Frisco, Texas




7 GENNER CERVANTES
RHP R/R 6-0 191 Sr.
Phoenix, Ariz.



8 COLTON EAGER
OF L/R 6-1 201 Gr.
N Richland Hills, Texas




9 HUNTER GIESER
INF R/R 6-3 227 Gr.
Burleson, Texas




10 BRYSON HILL
INF L/R 6-0 183 Jr.
Fort Worth, Texas



11 TANNER RILEY
RHP R/R 6-0 177 Sr.
Clyde, Texas



12 MILLER LADUSAU
OF R/R 6-3 211 So.
Heath, Texas



14 AUSTIN GLAZE
RHP R/R 6-4 231 So.
Carthage, Texas




15 RILEY BAUMAN
RHP R/R 6-0 172 So.
Rockwall, Texas



16 ADAM STEPHENSON
LHP L/L 6-1 182 Jr.
Southlake, Texas




17 BRECK EICHELBERGER
RHP R/R 6-4 192 Jr.
Ivins, Utah




18 DRAKE BOGGAN
RHP R/R 6-1 159 So.
Lewisville, Texas



19 ZACH SMITH
RHP R/R 5-9 180 R-Jr.
Abilene, Texas




20 BEN JOHNSON
RHP R/R 6-1 199 Fr.
Southlake, Texas




21 TYLER MORGAN
RHP R/R 6-0 199 So.
Flower Mound, Texas




22 GRAYSON TATROW
OF L/R 6-4 219 Jr.
Mansfield, Texas




23 TOMMY CRUZ
OF R/R 5-8 175 Sr.
Guayama, Puerto Rico



24 GARRETT EGLI
RHP R/R 6-4 213 Gr.
San Antonio, Texas



27 SAM BERBERICH
RHP R/L 5-10 171 So.
Terrell, Texas



28 CINOON BAK
RHP R/R 6-0 190 Fr.
Seoul, Republic of Korea




29 CARTER SELLS
RHP R/R 6-2 193 Jr.
Brentwood, Tenn.



30 THOMAS BRANNON
C R/R 5-9 206 So.
Angleton, Texas




32 CAL STRANDT
INF L/R 5-9 176 So.
Frisco, Texas




34 WALKER PILAND
RHP R/R 6-5 199 Fr.
Abilene, Texas




35 MITCH WHITE
RHP R/R 6-1 189 Jr.
Livonia, Mich.



36 BRYCE JEWELL
INF R/R 5-9 165 Fr.
Bullard, Texas



37 ADAM BYRD
LHP R/L 6-0 171 Fr.
Mesquite, Texas



38 BRYSON GILLMORE
C R/R 5-8 178 Fr.
Cleburne, Texas




39 CONNOR CARLTON
LHP L/L 6-1 245 Jr.
Abilene, Texas




40 JACK NIELSEN
INF R/R 6-2 200 Fr.
Southlake, Texas




41 TANNER TWEEDT
C R/R 6-0 192 Jr.
Red Bluff, Calif.



42 AARON STAEHELEY
OF L/R 6-0 174 So.
Sugar Grove, Ill.



44 SAM GRACE
RHP R/R 6-4 208 Jr.
St. Charles, Mo.



45 MAX HUFFLING
LHP L/L 6-9 249 So.
Edmond, Okla.

PROBABLE STARTING PITCHER



RIGHT-HANDED PITCHER TYLER MORGAN 21

CLASS Sophomore **HOMETOWN** Flower Mound, Texas **HIGH SCHOOL** Marcus

2021 (Freshman)

Appeared in 17 games, making 11 starts... finished 3-3 with a 5.83 ERA in 71.0 innings pitched... struck out a team-high 69 batters and allowed an opponent batting average of .252.. had a WHIP of .152

2020 Appeared in four games out of the bullpen... did not have a decision with a 5.06 ERA... allowed six earned runs on seven hits... went 4.0 innings on two different outings, recorded four strikeouts vs. Youngstown State... struck out nine batters on the

season

HIGH SCHOOL Lettered in Baseball... 2018 Honorable mention... 2019 5-6A pitcher of the year

CAREER GAME-BY-GAME

Date	Opponent	W/L	IP	H	R	ER	BB	SO	2B	3B	HR	WP	BK	HBP	IBB	NP	SCORE	W	L	SV	G-ERA	S-ERA
2/15/20	Utah Valley	W	4.0	4	1	1	0	3	1	0	0	0	0	0	0	54	10-1	0	0	1	2.25	2.25
2/18/20	at TCU	L	1.0	4	4	3	1	2	0	1	0	0	0	0	0	40	4-14	0	0	0	27.00	7.20
2/28/20	Youngstown State	L	4.0	2	0	0	2	4	0	0	0	0	0	0	0	50	2-4	0	0	0	0.00	4.00
3/8/20	at Northwestern State	L	1.2	2	2	2	1	0	1	0	0	0	0	1	0	36	3-8	0	0	0	10.80	5.06
2/21/21	at Tarleton State	L	3.1	4	5	2	1	6	1	0	1	0	0	1	0	--	4-10	0	0	0	5.40	5.40
2/26/21	New Mexico State	W	3.0	0	2	2	3	6	0	0	0	1	0	0	0	50	8-7	0	0	0	6.00	5.68
3/2/21	at UT-Arlington	L	3.0	2	0	0	3	3	0	1	0	0	0	0	0	49	2-3	0	0	0	0.00	3.86
3/6/21	Arkansas State	W	3.0	3	1	1	2	3	1	0	0	0	0	0	0	55	6-5	0	0	0	3.00	3.65
3/12	at Central Arkansas	W	1.0	2	2	2	2	0	1	0	0	1	0	0	0	--	9-8	0	0	0	18.00	4.73
3/14/21	at Central Arkansas	L	3.1	2	1	0	1	4	1	0	0	0	0	0	0	--	8-9	0	1	0	0.00	3.78
3/19/21	Nicholls	L	5.0	2	0	0	0	5	0	0	0	1	0	0	0	60	6-7	0	0	0	0.00	2.91
3/26/21	at New Orleans	W	4.1	8	5	5	1	8	3	1	2	1	0	0	0	88	9-6	0	0	0	10.38	4.15
4/1/21	Northwestern State	L	7.0	4	2	2	2	6	1	0	0	0	0	2	0	107	2-8	0	0	0	2.57	3.82
4/9/21	at Southeastern Louisiana	W	4.2	7	5	5	4	4	2	0	1	2	0	0	0	94	13-9	0	0	0	9.64	4.54
4/16/21	at Texas	L	2.2	7	11	11	5	0	2	0	0	1	0	1	0	90	0-18	0	1	0	37.12	6.69
4/23/21	UIW	L	2.2	7	10	10	4	4	2	0	2	1	0	1	0	83	1-12	0	1	0	33.75	8.37
4/30/21	at Houston Baptist	W	4.0	1	2	2	2	5	0	0	0	2	0	1	0	73	5-2	0	0	0	4.50	8.04
5/7/21	Lamar	W	7.0	7	2	1	1	3	1	0	1	0	0	1	0	90	3-2	0	0	0	1.29	7.17
5/14/21	at Sam Houston	W	7.0	4	1	1	4	3	2	0	0	0	0	0	0	103	10-1	1	0	0	1.29	6.49
5/20/21	SFA	W	5.0	2	2	1	3	7	1	0	0	1	0	0	0	88	13-3	1	0	0	1.80	6.14
5/26/21	vs. Lamar	W	5.0	6	1	1	2	2	0	0	0	0	0	1	0	99	7-1	1	0	0	1.80	5.83
2/18/22	North Dakota State	W	3.2	4	3	3	3	6	1	0	1	1	0	0	0	79	5-3	0	0	0	7.36	7.36
2/27/22	Michigan State	W	4.0	5	1	1	0	4	1	0	0	0	0	0	0	55	10-1	1	0	0	2.25	4.70
3/4/22	Marist	W	5.0	6	2	2	1	7	2	0	0	1	0	0	0	84	9-2	1	0	0	3.60	4.26
3/12/22	at UTRGV	W	4.1	2	0	0	4	5	1	0	0	2	0	1	0	71	3-1	0	0	0	0.00	3.18
3/18/22	SFA	W	6.0	4	1	1	5	4	0	0	0	1	0	0	0	99	11-1	1	0	0	1.50	2.74
3/25/22	Tarleton	L	4.2	8	5	5	3	4	1	0	1	1	0	2	0	91	7-9	0	0	0	9.64	3.90
4/1/22	at Lamar	W	7.2	4	2	2	1	3	1	0	0	0	0	2	0	104	6-3	1	0	0	2.35	3.57
4/8/22	Sam Houston	L	4.0	9	10	8	1	5	2	0	4	0	0	0	0	82	8-12	0	1	0	18.00	5.03
4/15/22	at Fresno State	L	5.0	6	2	2	0	6	1	0	1	0	0	0	0	90	8-9	0	0	0	3.60	4.87
4/22/22	UTRGV	L	5.1	8	5	5	2	4	1	0	1	0	0	0	0	100	4-6	0	1	0	8.44	5.26
4/29/22	at SFA	W	6.1	7	2	0	0	12	0	0	0	1	0	0	0	104	11-2	1	0	0	0.00	4.66

CAREER STATISTICS

Year	era	w-l	app	gs	cg	sho	sv	ip	h	r	er	bb	so	2b	3b	hr	bf	bavg	wp	hbp	bk	sfa	sha
2020	5.06	0-0	4	0	0	0/0	1	10.2	12	7	6	4	9	2	1	0	49	.286	0	1	0	2	0
2021	5.83	3-3	17	11	0	0/0	0	71.0	68	52	46	40	69	18	2	7	324	.252	11	8	0	2	4
2022	4.66	5-2	11	11	0	0/0	0	56.0	63	33	29	20	60	11	0	8	249	.288	7	5	0	2	3
TOTAL	5.30	8-5	32	22	0	0/0	1	137.2	143	92	81	64	138	31	3	15	622	.269	18	14	0	6	7

SINGLE GAME CAREER HIGHS

Innings pitched: 7.2, at Lamar University, Apr 1, 2022

Walks allowed: 5, at Texas, Apr 16, 2021; Stephen F. Austin, Mar 18, 2022

Strikeouts: 12 [2nd], at Stephen F. Austin, Apr 29, 2022

Batters faced: 29, at Lamar University, Apr 1, 2022

Field chances: 3, Northwestern State, Apr 01, 2021

Putouts: 1, at Fresno State, Apr 15, 2022; North Dakota State, Feb 18, 2022; at UT Arlington, Mar 02, 2021

Assists: 3, Northwestern State, Apr 01, 2021

Runners CS: 1, 7 times

PROBABLE STARTING PITCHER



RIGHT-HANDED PITCHER

BRECK EICHELBERGER 17

CLASS Junior **HOMETOWN** Ivins, Utah **HIGH SCHOOL** Snow Canyon **PREV. SCHOOL** Salt Lake City CC

2021 (Sophomore - Salt Lake City CC) Did not play

2020 (Sophomore - Salt Lake City CC) Started 6 games on the mound... went 5-0 with 1.36 earned run average... struck out 34 batters in 33.0 innings

2019 (Freshman - Salt Lake City CC) Started in 22 of 26 games he played in... hit .485 with 5 doubles and 5 triples... drove in

26 runs and drew 13 walks

CAREER GAME-BY-GAME

Date	Opponent	W/L	IP	H	R	ER	BB	SO	2B	3B	HR	WP	BK	HBP	IBB	NP	SCORE	W	L	SV	G-ERA	S-ERA
2/19/22	North Dakota State	L	4.1	8	5	5	1	4	3	0	1	1	0	0	0	75	4-7	0	1	0	10.38	10.38
2/27/22	Michigan State	W	6.0	6	1	1	0	8	3	1	0	1	0	0	0	76	12-4	1	0	0	1.50	5.23
3/5/22	Marist	W	5.0	2	1	1	2	4	1	0	0	0	0	1	0	76	23-1	1	0	0	1.80	4.11
3/12/22	at UTRGV	L	6.1	5	2	2	2	2	2	0	0	0	0	1	1	91	0-6	0	1	0	2.84	3.74
3/19/22	SFA	W	5.0	3	7	3	4	5	1	0	1	0	0	1	0	87	12-8	0	0	0	5.40	4.05

CAREER STATISTICS

Year	era	w-l	app	gs	cg	sho	sv	ip	h	r	er	bb	so	2b	3b	hr	bf	bavg	wp	hbp	bk	sfa	sha
2022	4.05	2-2	5	5	0	0/0	0	26.2	24	16	12	9	23	10	1	2	115	.235	2	3	0	1	0
TOTAL	4.05	2-2	5	5	0	0/0	0	26.2	24	16	12	9	23	10	1	2	115	.235	2	3	0	1	0

SINGLE GAME CAREER HIGHS

Innings pitched: 6.1, at UT Rio Grande Valley, Mar 12, 2022

Walks allowed: 4, Stephen F. Austin, Mar 19, 2022

Strikeouts: 8, Michigan State, Feb 27, 2022

Batters faced: 27, at UT Rio Grande Valley, Mar 12, 2022

Field chances: 1, North Dakota State, Feb 19, 2022; Michigan State, Feb 27, 2022; Stephen F. Austin, Mar 19, 2022

Putouts: 1, Michigan State, Feb 27, 2022

Assists: 1, North Dakota State, Feb 19, 2022; Stephen F. Austin, Mar 19, 2022

Runners CS: 1, Marist, Mar 05, 2022

PROBABLE STARTING PITCHER



LEFT-HANDED PITCHER

ADAM STEPHENSON 16

CLASS Junior **HOMETOWN** Southlake, Texas **HIGH SCHOOL** Southlake Carroll **PREV. SCHOOL** Cowley College / Wichita State

2021 (Sophomore - ACU) Appeared in 15 games on the mound with 13 starts... went 1-4 with a 3.72 ERA, the second-lowest ERA on the team... struck out 58 batters, the second-most on the staff... allowed an opponent batting average of .249 in 72.2 innings pitched

2020 (Cowley College) Started seven games... went 4-0 with a 3.81 ERA... logged 42 strikeouts... tossed 28.1 innings... pitched a complete-game shutout against Highland CC, striking out 11 batters

2019 (Wichita State) Appeared in six games out of the bullpen... did not have a decision with an 11.57 ERA... allowed six earned runs on nine hits... tallied three scoreless outings... scored one run

HIGH SCHOOL Was a three-year letterwinner... named first team all-state, all-district and all-area honoree... hit .416 and went 8-2 on the mound with 12 saves as a senior... his team won the state title as a senior

ACU CAREER GAME-BY-GAME

Date	Opponent	W/L	IP	H	R	ER	BB	SO	2B	3B	HR	WP	BK	HBP	IBB	NP	SCORE	W	L	SV	G-ERA	S-ERA
2/21/21	at Tarleton State	L	3.0	6	3	3	2	2	2	0	0	0	0	0	0	--	4-10	0	1	0	9.00	9.00
2/28/21	New Mexico State	L	4.2	5	5	3	2	6	0	0	1	1	0	0	0	90	2-12	0	1	0	5.79	7.04
3/7/21	Arkansas State	W	4.1	4	0	0	5	3	0	0	0	0	0	0	0	89	9-4	0	0	0	0.00	4.50
3/13/21	at Central Arkansas	L	6.0	7	6	4	4	3	2	0	0	1	0	1	0	--	3-6	0	1	0	6.00	5.00
3/20/21	Nicholls	W	6.0	4	4	4	2	5	1	0	0	1	0	1	0	104	6-5	0	0	0	6.00	5.25
3/27/21	at New Orleans	L	4.1	5	3	3	3	5	1	0	0	1	0	0	0	85	4-8	0	0	0	6.23	5.40
4/2/21	Northwestern State	L	5.1	3	2	1	6	4	0	0	0	0	0	0	0	101	3-5	0	1	0	1.69	4.81
4/10/21	at Southeastern Louisiana	W	4.2	1	3	3	7	3	0	0	0	0	0	0	0	91	8-4	0	0	0	5.79	4.93
4/18/21	at Texas	L	2.2	1	1	1	2	1	0	0	1	0	0	0	0	54	1-11	0	0	0	3.37	4.83
4/24/21	UIW	W	6.0	6	0	0	2	8	0	0	0	1	0	0	0	103	8-3	0	0	0	0.00	4.21
4/30/21	at Houston Baptist	W	4.0	0	0	0	3	8	0	0	0	1	0	0	0	83	5-2	1	0	0	0.00	3.88
5/8/21	Lamar	W	5.2	6	5	2	3	2	4	0	0	0	0	0	0	87	10-5	0	0	0	3.18	3.81
5/15/21	at Sam Houston	L	5.0	6	2	2	3	6	0	0	0	1	0	0	0	103	4-5	0	0	0	3.60	3.79
5/21/21	SFA	W	5.2	8	3	3	2	6	0	0	0	0	0	0	0	91	6-4	0	0	0	4.76	3.88
5/27/21	vs. A&M-Corpus Christi	W	5.1	5	1	1	4	6	1	0	0	1	0	0	0	101	4-3	0	0	0	1.69	3.72
2/19/22	North Dakota State	L	3.1	4	2	2	4	9	0	0	0	0	0	1	0	84	0-4	0	1	0	5.40	5.40
2/28/22	Michigan State	W	4.0	6	2	2	3	1	1	0	0	0	0	0	0	60	10-2	0	0	0	4.50	4.91
3/6/22	Marist	W	1.0	3	5	5	1	0	1	0	0	0	0	1	0	26	10-8	0	0	0	45.00	9.72
3/13/22	at UTRGV	L	1.1	5	5	5	2	1	3	0	1	0	0	0	0	45	6-12	0	1	0	33.75	13.03
3/22/22	TCU	L	2.0	1	2	1	3	3	1	0	0	0	0	0	0	51	3-14	0	0	0	4.50	11.57
3/27/22	Tarleton	W	1.0	2	0	0	1	0	0	0	0	0	0	0	0	13	18-2	0	0	0	0.00	10.66
4/6/22	Air Force	L	4.0	0	0	0	2	5	0	0	0	0	0	0	0	61	4-9	0	0	0	0.00	8.10
4/10/22	Sam Houston	L	2.1	5	4	4	1	1	0	0	0	0	0	0	0	51	8-11	0	0	0	15.43	9.00
4/14/22	at Fresno State	W	6.2	5	2	2	1	8	0	0	2	0	0	0	0	94	7-2	1	0	0	2.70	7.36
4/23/22	UTRGV	L	5.1	8	2	2	3	6	2	0	0	0	0	0	0	96	5-7	0	0	0	3.38	6.68
5/1/22	at SFA	W	5.1	5	2	2	3	5	0	0	0	0	0	0	0	99	10-4	1	0	0	3.38	6.19

CAREER STATISTICS

Year	era	w-l	app	gs	cg	sho	sv	ip	h	r	er	bb	so	2b	3b	hr	bf	bavg	wp	hbp	bk	sfa	sha
2021	3.72	1-4	15	13	0	0/0	0	72.2	67	38	30	50	68	11	0	2	330	.249	8	2	0	2	7
2022	6.19	2-2	11	8	0	0/0	0	36.1	44	26	25	24	39	8	0	3	172	.306	0	2	0	1	1
TOTAL	4.54	3-6	26	21	0	0/0	0	109.0	111	64	55	74	107	19	0	5	502	.269	8	4	0	3	8

SINGLE GAME CAREER HIGHS

Innings pitched: 6.2, at Fresno State, Apr 14, 2022
 Walks allowed: 7, at Southeastern, Apr 10, 2021
 Strikeouts: 9, North Dakota State, Feb 19, 2022
 Batters faced: 29, at CENTRAL ARKANSAS, Mar 13, 2021
 Field chances: 4, at CENTRAL ARKANSAS, Mar 13, 2021
 Putouts: 1, Sam Houston, Apr 10, 2022; UT Rio Grande Valley, Apr 23, 2022; Nicholls, Mar 20, 2021
 Assists: 4, at CENTRAL ARKANSAS, Mar 13, 2021
 Runners CS: 2 [t-4th], at Southeastern, Apr 10, 2021

PROBABLE STARTING PITCHER



RIGHT-HANDED PITCHER GENNER CERVANTES 7

CLASS Senior **HOMETOWN** Phoenix, Ariz. **HIGH SCHOOL** Trevor Browne **PREV. SCHOOL** South Mountain CC

2021 (Senior - ACU) Started all 15 games he appeared in... went 7-2 with 7.01 earned run average... struck out 49 batters in 69.1 innings

2020 (Junior - ACU) Appeared in three games, all out of the bullpen... did not have a decision, and tallied a 6.75 earned run average... struck out four batters in four innings pitched

2019 (Sophomore - South Mountain CC) Appeared in 12 games, making 10 starts... went 2-3 with a 3.19 earned run averaged, and logged one save... threw 48.0 innings, allowing 17 earned runs on 38 hits... struck out 52 batters and only walked 20, tallying 9.75 strikeouts per nine innings

2018 (Freshman - South Mountain CC) Appeared in 18 games, all out of the bullpen... went 3-1 with a 4.02 ERA... threw 31.1 innings, striking out 30 batters

High School Named first team all-conference... named team captain

CAREER GAME-BY-GAME

Date	Opponent	W/L	IP	H	R	ER	BB	SO	2B	3B	HR	WP	BK	HBP	IBB	NP	SCORE	W	L	SV	G-ERA	S-ERA
2/18/20	at TCU	L	1.0	2	2	2	0	1	1	0	1	0	0	0	0	24	4-14	0	0	0	18.00	18.00
2/29/20	Youngstown State	L	1.0	2	1	1	0	0	0	0	0	0	0	0	0	17	0-9	0	0	0	9.00	13.50
3/11/20	at Texas	L	2.0	1	0	0	0	3	0	0	0	0	0	1	0	32	1-9	0	0	0	0.00	6.75
2/20/21	Tarleton State	W	4.1	2	2	2	4	4	0	0	0	2	0	1	0	80	7-2	1	0	0	4.15	4.15
2/27/21	New Mexico State	W	4.2	5	5	1	2	5	0	0	0	1	0	1	0	94	15-9	0	0	0	1.93	3.00
3/6/21	Arkansas State	W	3.1	7	4	4	0	2	2	0	1	0	0	0	0	56	6-5	0	0	0	10.80	5.11
3/13/21	at Central Arkansas	W	5.2	6	4	4	0	2	1	0	0	1	1	2	0	--	5-4	1	0	0	6.35	5.50
3/20/21	Nicholls	W	7.0	5	1	1	0	4	1	0	0	1	0	1	0	98	4-1	1	0	0	1.29	4.32
3/27/21	at New Orleans	W	4.1	9	9	9	6	2	1	0	2	2	0	0	0	92	19-10	1	0	0	18.69	6.44
4/2/21	Northwestern State	W	7.0	3	0	0	1	3	0	0	0	0	0	0	0	76	11-0	1	0	0	0.00	5.20
4/10/21	at Southeastern Louisiana	L	4.0	5	7	6	5	3	0	0	2	1	0	0	0	84	3-8	0	1	0	13.50	6.02
4/17/21	at Texas	L	5.1	4	1	1	5	2	0	0	0	0	0	0	0	88	1-3	0	0	0	1.69	5.52
4/24/21	UIW	W	3.2	8	5	5	2	1	2	0	1	1	0	0	0	71	10-7	0	0	0	12.27	6.02
5/2/21	at Houston Baptist	W	3.2	6	5	5	2	5	4	0	0	1	0	0	0	64	8-6	0	0	0	12.27	6.45
5/8/21	Lamar	W	5.2	4	3	0	3	4	0	0	0	1	0	0	0	96	8-4	1	0	0	0.00	5.83
5/15/21	at Sam Houston	W	2.2	5	5	5	3	1	1	1	0	0	0	0	0	59	12-6	0	0	0	16.87	6.31
5/21/21	SFA	W	5.2	5	3	1	1	7	2	0	0	1	0	1	0	86	7-3	1	0	0	1.59	5.91
5/28/21	vs. Sam Houston	L	2.1	9	10	10	3	2	3	1	3	0	0	0	0	61	12-14	0	1	0	38.57	7.01
2/20/22	North Dakota State	L	2.0	4	4	3	3	5	1	0	0	1	0	0	0	58	7-10	0	0	0	13.50	13.50
2/27/22	Michigan State	W	2.0	1	0	0	0	3	0	0	0	0	0	0	0	25	10-1	0	0	0	0.00	6.75
3/2/22	at UIW	L	1.0	3	4	3	1	3	1	0	0	1	0	0	0	22	5-12	0	1	0	27.00	10.80
3/9/22	Baylor	L	3.0	3	1	1	3	4	1	0	0	1	0	0	0	71	4-6	0	0	0	3.00	7.88
3/15/22	at UT Arlington	L	1.0	4	4	4	1	1	1	1	0	3	0	0	0	33	2-14	0	1	0	36.00	11.00
3/27/22	Tarleton	W	4.0	2	2	1	3	8	0	0	0	2	0	1	0	85	18-2	1	0	0	2.25	8.31
4/2/22	at Lamar	L	4.0	6	1	1	1	8	0	2	0	1	0	1	0	86	2-3	0	0	0	2.25	6.88
4/9/22	Sam Houston	L	2.2	5	5	2	0	0	0	1	0	1	0	1	0	54	0-21	0	1	0	6.75	6.86
4/16/22	at Fresno State	W	6.1	4	1	1	2	7	1	0	0	2	0	0	0	100	6-3	1	0	0	1.42	5.54
4/23/22	UTRGV	W	6.0	5	2	2	1	7	0	0	1	0	0	0	0	86	12-2	1	0	0	3.00	5.06
4/30/22	at SFA	W	3.1	8	6	6	0	4	1	0	0	0	1	0	0	60	13-9	1	0	0	16.20	6.11

CAREER STATISTICS

Year	era	w-l	app	gs	cg	sho	sv	ip	h	r	er	bb	so	2b	3b	hr	bf	bavq	wp	hbp	bk	sfa	sha
2020	6.75	0-0	3	0	0	0/0	0	4.0	5	3	3	0	4	1	0	1	18	.294	0	1	0	0	0
2021	7.01	7-2	15	15	2	1/0	0	69.1	83	64	54	37	47	17	2	9	330	.294	12	6	1	2	3
2022	6.11	4-3	11	9	0	0/0	0	35.1	45	30	24	15	50	6	4	1	168	.300	12	3	1	0	0
TOTAL	6.71	11-5	29	24	2	1/0	0	108.2	133	97	81	52	101	24	6	11	516	.296	24	10	2	2	3

SINGLE GAME CAREER HIGHS

Innings pitched: 7.0, Northwestern State, Apr 02, 2021; Nicholls, Mar 20, 2021

Walks allowed: 6, at New Orleans, Mar 27, 2021

Strikeouts: 8, at Lamar University, Apr 02, 2022; Tarleton, Mar 27, 2022

Batters faced: 27, Nicholls, Mar 20, 2021; at New Orleans, Mar 27, 2021

Field chances: 2, 4 times

Putouts: 2, Baylor, Mar 09, 2022

Assists: 2, Incarnate Word, Apr 24, 2021; Nicholls, Mar 20, 2021

Runners CS: 1, at Southeastern, Apr 10, 2021; New Mexico St., Feb 27, 2021

2022 OVERALL STATISTICS



2022 Abilene Christian Overall Statistics for Abilene Christian (as of May 01, 2022) (All games Sorted by Batting avg)



Record: 23-20 Home: 13-14 Away: 10-6 WAC: 11-10

Player	avg	gp-gs	ab	r	h	2b	3b	hr	rbi	tb	slg%	bb	hp	so	gdp	ob%	sf	sh	sb-att	po	a	e	fld%
8 Eager, Colton	.347	43-43	167	34	58	16	2	7	40	99	.593	23	9	22	3	.446	3	0	7-8	77	3	1	.988
41 Tweedt, Tanner	.313	33-31	131	21	41	10	2	5	31	70	.534	11	3	38	1	.379	0	0	0-1	204	19	0	1.000
12 Ladusau, Miller	.311	36-36	135	25	42	13	1	2	23	63	.467	14	11	33	3	.414	2	0	3-4	51	0	4	.927
22 Tatrow, Grayson	.309	43-43	162	51	50	13	0	13	51	102	.630	37	3	52	0	.443	1	1	11-13	82	0	1	.988
1 Randle, Bash	.302	41-39	149	38	45	6	1	7	26	74	.497	18	6	38	5	.394	2	0	8-9	61	92	5	.968
3 Dickson, Mitchell	.301	43-43	166	37	50	5	1	3	18	66	.398	29	7	19	3	.426	0	3	9-11	225	38	4	.985
10 Hill, Bryson	.284	38-37	116	25	33	6	0	7	21	60	.517	23	8	35	1	.432	1	1	4-6	29	39	7	.907
9 Gieser, Hunter	.256	39-37	129	26	33	5	0	11	33	71	.550	13	10	49	1	.361	3	0	1-2	257	13	0	1.000
2 Hammit, Brett	.221	38-34	113	33	25	6	0	8	28	55	.487	17	9	42	2	.367	0	0	4-5	36	77	2	.983

5 Bender, Riley	.400	8-2	10	2	4	2	0	0	0	6	.600	0	0	5	1	.400	0	0	0-0	1	2	0	1.000
23 Cruz, Tommy	.350	20-15	60	10	21	1	1	1	13	27	.450	9	2	7	2	.451	0	0	1-1	31	0	0	1.000
37 Byrd, Adam	.333	3-0	3	1	1	0	0	0	0	1	.333	0	0	1	0	.333	0	0	0-0	1	3	1	.800
42 Staehely, Aaron	.270	30-15	74	14	20	2	0	1	14	25	.338	5	2	15	1	.333	0	1	7-12	8	0	0	1.000
6 Cazarin, Alexei	.261	28-10	46	7	12	3	1	1	8	20	.435	1	0	15	0	.277	0	1	1-3	6	19	0	1.000
40 Nielsen, Jack	.167	5-0	6	1	1	0	0	0	1	1	.167	0	0	4	0	.167	0	0	0-0	7	0	0	1.000
4 Riggs, Julio	.143	13-2	14	1	2	0	0	0	0	2	.143	0	0	3	0	.143	0	0	1-1	6	6	1	.923
36 Jewell, Bryce	.000	3-0	4	0	0	0	0	0	0	0	.000	0	0	1	0	.000	0	0	0-0	0	0	0	.000
38 Gillmore, Bryson	.000	3-0	0	0	0	0	0	0	0	0	.000	0	0	0	0	.000	0	0	0-0	6	0	0	1.000
Totals	.295	43	1485	326	438	88	9	66	307	742	.500	200	70	379	23	.401	12	7	57-76	1104	344	33	.978
Opponents	.278	43	1455	277	405	84	10	32	239	605	.416	183	53	435	19	.376	12	22	45-59	1085	320	45	.969

LOB - Team (365), Opp (344). DPs turned - Team (23), Opp (24). CI - Team (0), Opp (2). IBB - Team (4), Eager, C. 2, Hill, Br. 1, Hammit, B. 1, Opp (6). Picked off - Tatrow, G. 3, Gieser, H. 1, Tweedt, T. 1, Hill, Br. 1.

(All games Sorted by Earned run avg)

Player	era	w-l	app	gs	cg	sho	sv	ip	h	r	er	bb	so	2b	3b	hr	b/avg	wp	hp	bks	sfa	sha
21 Morgan, Tyler	4.66	5-2	11	11	0	0/0	0	56.0	63	33	29	20	60	11	0	8	.288	7	5	0	2	3

29 Sells, Carter	0.86	3-1	13	0	0	0/0	1	21.0	20	8	2	4	21	4	0	0	.238	3	3	0	0	0
11 Riley, Tanner	2.62	2-3	14	1	0	0/0	2	24.0	26	10	7	8	36	5	0	2	.277	4	0	0	0	4
19 Smith, Zach	3.38	0-0	5	0	0	0/0	0	5.1	7	10	2	4	3	1	0	0	.292	1	4	0	1	0
45 Huffling, Max	3.90	3-0	13	1	0	0/0	1	30.0	21	15	13	17	39	5	0	3	.200	3	2	0	1	2
17 Eichelberger, Breck	4.05	2-2	5	5	0	0/0	0	26.2	24	16	12	9	23	10	1	2	.235	2	3	0	1	0
44 Grace, Sam	4.50	0-0	7	0	0	0/0	0	8.0	10	7	4	4	10	4	0	0	.303	3	3	0	1	1
37 Byrd, Adam	5.51	0-2	13	0	0	0/0	1	16.1	12	13	10	11	25	2	0	0	.214	4	7	0	1	3
0 Jackson, Trevor	5.65	1-0	10	0	0	0/0	0	14.1	6	9	9	15	22	0	0	2	.133	4	4	0	0	2
27 Berberich, Sam	5.84	0-0	15	1	0	0/0	0	24.2	28	17	16	8	19	8	0	2	.289	2	5	0	1	2
7 Cervantes, Genner	6.11	4-3	11	9	0	0/0	0	35.1	45	30	24	15	50	6	4	1	.300	12	3	1	0	0
16 Stephenson, Adam	6.19	2-2	11	8	0	0/0	0	36.1	44	26	25	24	39	8	0	3	.306	0	2	0	1	1
39 Carlton, Connor	7.50	1-0	16	1	0	0/0	0	18.0	24	17	15	8	26	4	1	0	.296	2	4	0	0	1
18 Boggan, Drake	8.00	0-1	13	0	0	0/0	0	18.0	19	20	16	13	29	5	0	3	.275	4	4	0	2	2
24 Egli, Garrett	8.10	0-1	7	3	0	0/0	0	13.1	20	14	12	5	7	5	0	1	.345	2	2	0	0	0
14 Glaze, Austin	9.00	0-0	6	2	0	0/0	0	7.0	10	8	7	6	11	2	0	1	.333	2	1	0	1	0
35 White, Mitch	11.05	0-0	8	0	0	0/0	0	7.1	15	9	9	6	9	2	3	0	.429	2	0	0	0	0
28 Bak, Cinoon	12.00	0-0	3	0	0	0/0	0	3.0	5	4	4	1	4	1	1	2	.357	1	0	0	0	0
15 Bauman, Riley	27.00	0-2	4	1	0	0/0	0	3.1	6	11	10	5	2	1	0	2	.400	1	1	0	0	1
Totals	5.53	23-19	43	43	0	0/0	5	368.0	405	277	226	183	435	84	10	32	.278	59	53	1	12	22
Opponents	7.14	19-23	43	43	0	3/3	9	361.2	438	326	287	200	379	88	9	66	.295	32	70	10	12	7

PB - Team (13), Dickson, M. 7, Tweedt, T. 6, Opp (12). Pickoffs - Team (5), Dickson, M. 2, Eichelberger 1, Huffling, M. 1, Cervantes, G 1, Opp (6). SBA/ATT - Dickson, M. (36-44), Tweedt, T. (9-15), Morgan, T. (7-12), Huffling, M. (6-7), Riley, T. (6-6), Stephenson A (3-5), Carlton, C. (5-5), Byrd, A. (3-4), Sells, C. (3-4), White, M. (2-3), Glaze, A. (3-3), Berberich, S (1-2), Cervantes, G (2-2), Eichelberger (1-2), Egli, G. (1-2), Bauman, R. (1-1), Boggan, D. (1-1).

2022 WESTERN ATHLETIC CONFERENCE STATISTICS



2022 Abilene Christian Conference statistics for Abilene Christian (as of May 01, 2022) (WAC games only Sorted by Batting avg)



Record: 11-10 Home: 5-7 Away: 6-3 WAC: 11-10

Player	avg	gp-gs	ab	r	h	2b	3b	hr	rbi	tb	slg%	bb	hp	so	gdp	ob%	sf	sh	sb-att	po	a	e	fld%
8 Eager, Colton	.373	21-21	83	21	31	8	1	4	22	53	.639	11	6	12	3	.475	1	0	4-4	39	1	1	.976
3 Dickson, Mitchell	.318	21-21	85	15	27	1	1	2	15	36	.424	13	3	8	2	.426	0	1	3-5	120	22	2	.986
22 Tatrow, Grayson	.316	21-21	79	27	25	9	0	4	25	46	.582	20	2	20	0	.461	1	0	4-5	51	0	1	.981
12 Ladusau, Miller	.304	20-20	79	10	24	5	1	0	11	31	.392	7	4	14	3	.385	1	0	3-4	31	0	2	.939
9 Gieser, Hunter	.271	18-17	59	13	16	2	0	7	14	39	.661	4	4	20	1	.358	0	0	0-0	105	2	0	1.000
10 Hill, Bryson	.268	21-21	71	16	19	3	0	4	11	34	.479	12	2	23	1	.388	0	1	4-5	21	21	4	.913
1 Randle, Bash	.260	19-18	73	16	19	1	0	2	10	26	.356	7	3	22	1	.345	1	0	4-5	31	50	1	.988
41 Tweedt, Tanner	.250	16-15	64	8	16	4	0	1	14	23	.359	5	1	17	1	.314	0	0	0-1	81	8	0	1.000
2 Hammit, Brett	.218	20-18	55	24	12	3	0	5	16	30	.545	10	7	20	1	.403	0	0	3-3	23	39	2	.969
23 Cruz, Tommy	.344	9-8	32	6	11	1	1	0	6	14	.438	3	1	3	1	.417	0	0	0-0	26	0	0	1.000
6 Cazarin, Alexei	.214	12-3	14	2	3	1	1	0	2	6	.429	0	0	5	0	.214	0	0	0-1	3	6	0	1.000
42 Staehely, Aaron	.161	14-6	31	6	5	1	0	0	5	6	.194	1	1	8	0	.212	0	1	4-6	1	0	0	1.000
4 Riggs, Julio	.000	2-0	1	0	0	0	0	0	0	0	.000	0	0	1	0	.000	0	0	0-0	0	0	0	.000
Totals	.287	21	726	164	208	39	5	29	151	344	.474	93	34	173	14	.391	4	3	29-39	537	170	18	.975
Opponents	.292	21	712	145	208	39	7	17	121	312	.438	88	29	195	10	.388	9	14	22-30	533	158	24	.966

LOB - Team (163), Opp (170). DPs turned - Team (12), Opp (14). IBB - Team (1), Hammit, B. 1, Opp (4). Picked off - Gieser, H. 1, Hill, Br. 1, Tweedt, T. 1.

(WAC games only Sorted by Earned run avg)

Player	era	w-l	app	gs	cg	sho	sv	ip	h	r	er	bb	so	2b	3b	hr	b/avg	wp	hp	bk	sfa	sha
21 Morgan, Tyler	4.93	3-2	7	7	0	0/0	0	38.1	42	25	21	16	37	6	0	6	.282	5	5	0	2	2
29 Sells, Carter	0.00	2-0	6	0	0	0/0	0	9.1	9	4	0	2	11	2	0	0	.231	3	1	0	0	0
27 Berberich, Sam	2.25	0-0	8	0	0	0/0	0	16.0	12	5	4	1	11	4	0	1	.214	1	4	0	1	2
11 Riley, Tanner	2.57	1-2	8	1	0	0/0	2	14.0	14	7	4	5	21	4	0	1	.269	1	0	0	0	3
17 Eichelberger, Breck	3.97	0-1	2	2	0	0/0	0	11.1	8	9	5	6	7	3	0	1	.190	0	2	0	1	0
45 Huffling, Max	4.91	1-0	6	0	0	0/0	0	14.2	11	10	8	10	17	1	0	2	.216	1	2	0	1	2
7 Cervantes, Genner	5.40	3-1	5	5	0	0/0	0	20.0	26	16	12	5	27	1	3	1	.313	4	3	1	0	0
44 Grace, Sam	5.40	0-0	2	0	0	0/0	0	1.2	5	4	1	2	0	3	0	0	.500	0	0	0	1	0
16 Stephenson, Adam	7.63	1-1	5	3	0	0/0	0	15.1	25	13	13	10	13	5	0	1	.379	0	0	0	0	1
24 Egli, Garrett	8.10	0-0	3	1	0	0/0	0	3.1	6	3	3	1	1	2	0	0	.400	1	0	0	0	0
37 Byrd, Adam	8.22	0-2	5	0	0	0/0	0	7.2	6	8	7	5	12	0	0	0	.231	3	4	0	1	3
18 Boggan, Drake	9.00	0-0	7	0	0	0/0	0	8.0	8	12	8	7	12	3	0	1	.267	3	2	0	2	0
19 Smith, Zach	9.00	0-0	2	0	0	0/0	0	2.0	4	2	2	1	1	0	0	0	.400	1	2	0	0	0
0 Jackson, Trevor	9.82	0-0	5	0	0	0/0	0	3.2	2	4	4	6	7	0	0	2	.167	3	1	0	0	1
14 Glaze, Austin	11.25	0-0	4	1	0	0/0	0	4.0	7	6	5	4	8	1	0	1	.368	1	0	0	0	0
39 Carlton, Connor	11.37	0-0	7	1	0	0/0	0	6.1	13	9	8	4	7	3	1	0	.394	2	3	0	0	0
35 White, Mitch	21.60	0-0	3	0	0	0/0	0	3.1	10	8	8	3	3	1	3	0	.526	0	0	0	0	0
Totals	5.68	11-9	21	21	0	0/0	2	179.0	208	145	113	88	195	39	7	17	.292	29	29	1	9	14
Opponents	7.09	9-11	21	21	0	2/2	4	177.2	208	164	140	93	173	39	5	29	.287	16	34	7	4	3

PB - Team (10), Dickson, M. 6, Tweedt, T. 4, Opp (6). Pickoffs - Team (2), Dickson, M. 1, Cervantes, G 1, Opp (3). SBA/ATT - Dickson, M. (17-22), Tweedt, T. (5-8), Morgan, T. (3-7), Sells, C. (3-4), Riley, T. (4-4), Huffling, M. (3-4), Carlton, C. (3-3), Glaze, A. (3-3), Berberich, S (1-2), Stephenson A (0-1), Egli, G. (1-1), Byrd, A. (1-1).

HITTERS NOTES



INFIELDER

**BASH
RANDLE 1**

CLASS Sophomore
HOMETOWN Rockwall, Texas
HIGH SCHOOL Rockwall
PREV. SCHOOL n/a

BATS
RIGHT

THROWS
RIGHT

HEIGHT
5'8"

WEIGHT
150

CAREER HIGHS

Hits: 3, UT Arlington, Apr 12, 2022; Stephen F. Austin, Mar 19, 2022; Tarleton, Mar 26, 2022
Doubles: 1, 6 times
Triples: 1 [t-2nd], Michigan State, Feb 27, 2022
Home runs: 1, 7 times
Total bases: 6, UT Arlington, Apr 12, 2022; Marist, Mar 05, 2022
RBI: 5, UT Arlington, Apr 12, 2022
Runs scored: 3, UT Arlington, Apr 12, 2022
Walks: 2, at Incarnate Word, Mar 02, 2022
Hit by pitch: 1, 6 times
Struck out: 4 [t-2nd], Sam Houston, Apr 08, 2022
Sac flies: 1, at Lamar University, Apr 03, 2022; at Fresno State, Apr 14, 2022
At bats: 5, 7 times
Stolen bases: 2, at Stephen F. Austin, Apr 29, 2022
Caught stealing: 1, Stephen F. Austin, Mar 19, 2022
Field chances: 7, North Dakota State, Feb 19, 2022; at UT Rio Grande Valley, Mar 12, 2022
Putouts: 5, TCU, Mar 22, 2022
Assists: 6, North Dakota State, Feb 19, 2022

CAREER STATISTICS

Year	avg	gp-gs	ab	r	h	2b	3b	hr	rbi	tb	slg%	bb	hbp	so	gdp	ob%	sf	sh	sb-att	po	a	e	fld%
2021	.304	54-53	184	42	56	13	1	2	39	77	.418	24	4	47	3	.393	2	2	3-4	71	139	12	.946
2022	.302	41-39	149	38	45	6	1	7	26	74	.497	18	6	38	5	.394	2	0	8-9	61	92	5	.968
TOTAL	.303	95-92	333	80	101	19	2	9	65	151	.453	42	10	85	8	.393	4	2	11-13	132	231	17	.955



INFIELDER

**BRETT
HAMMIT 2**

CLASS Sophomore
HOMETOWN Nixa, Mo.
HIGH SCHOOL Nixa
PREV. SCHOOL Jefferson College

BATS
RIGHT

THROWS
RIGHT

HEIGHT
6'3"

WEIGHT
209

CAREER HIGHS

Hits: 2, 14 times
Doubles: 1, 20 times
Triples: 1 [t-2nd], Northwestern State, Apr 03, 2021; at CENTRAL ARKANSAS, Mar 14, 2021
Home runs: 1, 20 times
Total bases: 6, Stephen F. Austin, Mar 19, 2022; Stephen F. Austin, Mar 19, 2022
RBI: 4, UT Arlington, Apr 13, 2021; at New Orleans, Mar 27, 2021
Runs scored: 3, 5 times
Walks: 2, 5 times
Hit by pitch: 2 [t-4th], New Mexico St., Feb 27, 2021
Struck out: 4 [t-2nd], at UT Rio Grande Valley, Mar 13, 2022; at UT Rio Grande Valley, Mar 13, 2022; at New Orleans
Sac flies: 1, at New Orleans, Mar 26, 2021
At bats: 5, 8 times
Stolen bases: 1, 10 times
Caught stealing: 1, Air Force, Apr 05, 2022; Air Force, Apr 05, 2022
Field chances: 9, at New Orleans, Mar 27, 2021
Putouts: 4, 6 times

CAREER STATISTICS

Year	avg	gp-gs	ab	r	h	2b	3b	hr	rbi	tb	slg%	bb	hbp	so	gdp	ob%	sf	sh	sb-att	po	a	e	fld%
2021	.257	47-42	152	30	39	10	3	8	37	79	.520	16	6	55	5	.349	1	1	2-2	67	100	5	.971
2022	.221	38-34	113	33	25	6	0	8	28	55	.487	17	9	42	2	.367	0	0	4-5	36	77	2	.983
TOTAL	.242	85-76	265	63	64	16	3	16	65	134	.506	33	15	97	7	.357	1	1	6-7	103	177	7	.976

HITTERS NOTES



CATCHER

MITCHELL DICKSON 3

CLASS Junior
HOMETOWN Flower Mound, Texas
HIGH SCHOOL Marcus
PREV. SCHOOL Pepperdine

BATS RIGHT
THROWS RIGHT
HEIGHT 6'4"
WEIGHT 166

CAREER HIGHS

Hits: 4, Sam Houston, Apr 08, 2022; at New Orleans, Mar 27, 2021
Doubles: 2 [t-1st], at Fresno State, Apr 14, 2022
Triples: 1 [t-2nd], Stephen F. Austin, Mar 18, 2022
Home runs: 1, 6 times
Total bases: 7, Sam Houston, Apr 08, 2022
RBI: 6 [t-4th], at New Orleans, Mar 27, 2021
Runs scored: 3, 5 times
Walks: 2, 8 times
Hit by pitch: 3 [t-1st], Utah Valley, Feb 15, 2020
Struck out: 3, at Fresno State, Apr 16, 2022
Sac flies: 1, at Northwestern State, Mar 08, 2020
Sac bunts: 1, 5 times
At bats: 6, at New Orleans, Mar 28, 2021
Stolen bases: 2, at Stephen F. Austin, Apr 30, 2022
Caught stealing: 1, at Lamar University, Apr 03, 2022; UT Rio Grande Valley, Apr 23, 2022
Field chances: 21 [1st], at Stephen F. Austin, Apr 29, 2022
Putouts: 20 [1st], at Stephen F. Austin, Apr 29, 2022

CAREER STATISTICS

Year	avg	gp-gs	ab	r	h	2b	3b	hr	rbi	tb	slg%	bb	hbp	so	gdp	ob%	sf	sh	sb-att	po	a	e	fld%
2020	.220	14-14	41	4	9	3	0	0	2	12	.293	2	6	7	2	.340	1	0	0-0	108	11	4	.967
2021	.377	48-47	191	51	72	10	0	4	44	94	.492	20	9	18	2	.459	0	2	7-7	358	45	10	.976
2022	.301	43-43	166	37	50	5	1	3	18	66	.398	29	7	19	3	.426	0	3	9-11	225	38	4	.985
TOTAL	.329	105-104	398	92	131	18	1	7	64	172	.432	51	22	44	7	.432	1	5	16-18	691	94	18	.978



INFIELDER

JULIO RIGGS 4

CLASS Sophomore
HOMETOWN Boerne, Texas
HIGH SCHOOL Boerne
PREV. SCHOOL Paris College

BATS RIGHT
THROWS RIGHT
HEIGHT 5'8"
WEIGHT 162

CAREER HIGHS

Hits: 1, Michigan State, Feb 28, 2022; Marist, Mar 05, 2022
Total bases: 1, Michigan State, Feb 28, 2022; Marist, Mar 05, 2022
Runs scored: 1, Marist, Mar 05, 2022
Struck out: 1, Michigan State, Feb 27, 2022; at UT Rio Grande Valley, Mar 13, 2022; TCU, Mar 22, 2022
At bats: 3, Michigan State, Feb 28, 2022; at Incarnate Word, Mar 02, 2022; Marist, Mar 05, 2022
Stolen bases: 1, North Dakota State, Feb 19, 2022
Field chances: 5, Michigan State, Feb 28, 2022
Putouts: 3, Michigan State, Feb 28, 2022
Assists: 2, Michigan State, Feb 28, 2022; at UT Arlington, Mar 15, 2022

CAREER STATISTICS

Year	avg	gp-gs	ab	r	h	2b	3b	hr	rbi	tb	slg%	bb	hbp	so	gdp	ob%	sf	sh	sb-att	po	a	e	fld%
2022	.143	13-2	14	1	2	0	0	0	0	2	.143	0	0	3	0	.143	0	0	1-1	6	6	1	.923
TOTAL	.143	13-2	14	1	2	0	0	0	0	2	.143	0	0	3	0	.143	0	0	1-1	6	6	1	.923



INFIELDER

RILEY BENDER 5

CLASS Freshman
HOMETOWN Kingwood, Texas
HIGH SCHOOL Kingwood HS
PREV. SCHOOL n/a

BATS RIGHT
THROWS RIGHT
HEIGHT 6'3"
WEIGHT 174

CAREER HIGHS

Hits: 3, Marist, Mar 06, 2022
Doubles: 2 [t-1st], Marist, Mar 06, 2022
Total bases: 5, Marist, Mar 06, 2022
Runs scored: 1, Marist, Mar 05, 2022; Marist, Mar 06, 2022
Struck out: 2, Marist, Mar 06, 2022
At bats: 5, Marist, Mar 06, 2022
Field chances: 1, Michigan State, Feb 28, 2022; Marist, Mar 05, 2022; Baylor, Mar 09, 2022
Putouts: 1, Baylor, Mar 09, 2022
Assists: 1, Michigan State, Feb 28, 2022; Marist, Mar 05, 2022

CAREER STATISTICS

Year	avg	gp-gs	ab	r	h	2b	3b	hr	rbi	tb	slg%	bb	hbp	so	gdp	ob%	sf	sh	sb-att	po	a	e	fld%
2022	.400	8-2	10	2	4	2	0	0	0	6	.600	0	0	5	1	.400	0	0	0-0	1	2	0	1.000
TOTAL	.400	8-2	10	2	4	2	0	0	0	6	.600	0	0	5	1	.400	0	0	0-0	1	2	0	1.000

HITTERS NOTES



INFIELDER

**ALEXEI
CAZARIN 6**

CLASS Senior

HOMETOWN Frisco, Texas

HIGH SCHOOL Centennial

PREV. SCHOOL Fort Scott College

BATS
RIGHT

THROWS
RIGHT

HEIGHT
5'8"

WEIGHT
172

CAREER HIGHS

Hits: 3, Utah Valley, Feb 15, 2020; at Southeastern, Apr 09, 2021; at New Orleans, Mar 27, 2021

Doubles: 1, 9 times

Triples: 1 [t-2nd], UT Rio Grande Valley, Apr 23, 2022; at New Orleans, Mar 27, 2021

Home runs: 1, at Southeastern, Apr 09, 2021; Marist, Mar 05, 2022

Total bases: 6, at Southeastern, Apr 09, 2021; Marist, Mar 05, 2022

RBI: 2, Utah Valley, Feb 15, 2020; Michigan State, Feb 28, 2022; Marist, Mar 05, 2022

Runs scored: 3, at Southeastern, Apr 09, 2021

Walks: 2, Utah Valley, Feb 16, 2020; Northwestern State, Apr 03, 2021

Struck out: 4 [t-2nd], at TCU, Feb 18, 2020

Sac flies: 1, Utah Valley, Feb 15, 2020; Nicholls, Mar 21, 2021

Sac bunts: 1, Northwestern State, Apr 02, 2021; Incarnate Word, Apr 25, 2021; Michigan State, Feb 28, 2022

At bats: 5, Utah Valley, Feb 15, 2020; at Southeastern, Apr 09, 2021; Nicholls, Mar 19, 2021

Stolen bases: 1, 4 times

Caught stealing: 1, Utah Valley, Feb 16, 2020; North Dakota State, Feb 19, 2022; Stephen F. Austin, Mar 19, 2022

Field chances: 6, Utah Valley, Feb 15, 2020

Putouts: 4, Utah Valley, Feb 15, 2020

Assists: 5, Northwestern State, Apr 02, 2021

CAREER STATISTICS

Year	avg	gp-gs	ab	r	h	2b	3b	hr	rbi	tb	slg%	bb	hbp	so	gdp	ob%	sf	sh	sb-att	po	a	e	fld%
2020	.206	11-10	34	2	7	0	0	0	2	7	.206	4	0	11	3	.282	1	0	2-3	15	14	0	1.000
2021	.236	47-34	110	23	26	6	1	1	10	37	.336	14	1	34	2	.323	2	5	2-2	22	57	5	.940
2022	.261	28-10	46	7	12	3	1	1	8	20	.435	1	0	15	0	.277	0	1	1-3	6	19	0	1.000
TOTAL	.237	86-54	190	32	45	9	2	2	20	64	.337	19	1	60	5	.305	3	6	5-8	43	90	5	.964



OUTFIELDER

**COLTON
EAGER 8**

CLASS Graduate Student

HOMETOWN North Richland Hills, Texas

HIGH SCHOOL Fort Worth Christian

PREV. SCHOOL n/a

BATS
LEFT

THROWS
LEFT

HEIGHT
6'1"

WEIGHT
201

CAREER HIGHS

Hits: 4, 5 times

Doubles: 2 [t-1st], 5 times

Triples: 1 [t-2nd], 4 times

Home runs: 2 [t-2nd], Michigan State, Feb 27, 2022; Arkansas St., Mar 05, 2021; at New Orleans, Mar 27, 2021

Total bases: 11 [t-3rd], Incarnate Word, Apr 24, 2021

RBI: 8 [1st], Arkansas St., Mar 05, 2021

Runs scored: 5 [1st], Arkansas St., Mar 05, 2021

Walks: 3, Northwestern State, Apr 03, 2021; at Fresno State, Apr 15, 2022

Hit by pitch: 2 [t-4th], UT Rio Grande Valley, Apr 23, 2022

Struck out: 3, Northwestern State, Apr 02, 2021; at Texas, Apr 16, 2021; at Southeastern, Mar 23, 2019

Sac flies: 2 [t-2nd], at Southeastern, Apr 09, 2021

Sac bunts: 1, 7 times

At bats: 6, 4 times

Stolen bases: 2, Marist, Mar 04, 2022; Stephen F. Austin, Mar 20, 2022

Caught stealing: 2 [t-1st], at Prairie View A&M, Apr 04, 2018

Field chances: 6, Incarnate Word, Apr 07, 2019

Putouts: 6, Incarnate Word, Apr 07, 2019

Assists: 1, 13 times

CAREER STATISTICS

Year	avg	gp-gs	ab	r	h	2b	3b	hr	rbi	tb	slg%	bb	hbp	so	gdp	ob%	sf	sh	sb-att	po	a	e	fld%
2018	.321	45-22	112	21	36	2	0	0	11	38	.339	11	1	14	0	.384	1	1	5-8	46	3	3	.942
2019	.300	45-35	130	20	39	7	1	0	12	48	.369	8	4	19	0	.359	0	5	2-4	75	2	1	.987
2020	.304	15-15	56	11	17	6	1	1	8	28	.500	9	2	7	2	.418	0	0	2-2	27	0	0	1.000
2021	.344	55-55	218	49	75	17	1	13	56	133	.610	28	3	32	5	.419	4	1	3-5	99	6	5	.955
2022	.347	43-43	167	34	58	16	2	7	40	99	.593	23	9	22	3	.446	3	0	7-8	77	3	1	.988
TOTAL	.329	203-170	683	135	225	48	5	21	127	346	.507	79	19	94	10	.409	8	7	19-27	324	14	10	.971

HITTERS NOTES



INFIELDER

HUNTER GIESER 9

CLASS Graduate Student
HOMETOWN Burleson, Texas
HIGH SCHOOL Southwest Christian
PREV. SCHOOL Weatherford College

BATS
RIGHT

THROWS
RIGHT

HEIGHT
6'3"

WEIGHT
227

CAREER HIGHS

Hits: 2, 14 times
 Doubles: 2 [t-1st], at Texas A&M, Feb 23, 2021
 Home runs: 2 [t-2nd], at Fresno State, Apr 15, 2022; at Stephen F. Austin, Apr 30, 2022
 Total bases: 8, at Fresno State, Apr 15, 2022; at Stephen F. Austin, Apr 30, 2022
 RBI: 5, at Fresno State, Apr 15, 2022
 Runs scored: 3, at Stephen F. Austin, Apr 30, 2022; New Mexico St., Feb 27, 2021; Arkansas St., Mar 05, 2021
 Walks: 3, Arkansas St., Mar 07, 2021
 Hit by pitch: 3 [t-1st], at Southeastern, Apr 09, 2021
 Struck out: 4 [t-2nd], at Incarnate Word, Mar 02, 2022
 Sac flies: 1, 4 times
 At bats: 5, 12 times
 Stolen bases: 1, Tarleton State, Feb 20, 2021; at Tarleton State, Feb 21, 2021; Michigan State, Feb 27, 2022
 Caught stealing: 1, UT Arlington, Apr 12, 2022
 Field chances: 14, Baylor, Mar 09, 2022
 Putouts: 13, at Southeastern, Apr 11, 2021; at Fresno State, Apr 16, 2022; at CENTRAL ARKANSAS, Mar 12 2021

CAREER STATISTICS

Year	avg	gp-gs	ab	r	h	2b	3b	hr	rbi	tb	slg%	bb	hbp	so	gdp	ob%	sf	sh	sb-att	po	a	e	fld%
2020	.167	13-11	42	1	7	3	0	0	7	10	.238	1	0	12	0	.182	1	0	0-0	55	5	4	.938
2021	.265	46-44	151	34	40	12	0	7	31	73	.483	20	13	44	3	.397	0	0	2-2	333	24	3	.992
2022	.256	39-37	129	26	33	5	0	11	33	71	.550	13	10	49	1	.361	3	0	1-2	257	13	0	1.000
TOTAL	.248	98-92	322	61	80	20	0	18	71	154	.478	34	23	105	4	.358	4	0	3-4	645	42	7	.990



INFIELDER

BRYSON HILL 10

CLASS Junior
HOMETOWN Fort Worth, Texas
HIGH SCHOOL Saginaw
PREV. SCHOOL Houston

BATS
LEFT

THROWS
RIGHT

HEIGHT
6'0"

WEIGHT
183

CAREER HIGHS

Hits: 4, Stephen F. Austin, Mar 20, 2022
 Doubles: 1, 6 times
 Home runs: 1, 7 times
 Total bases: 5, UT Arlington, Apr 12, 2022; Stephen F. Austin, Mar 18, 2022; Stephen F. Austin, Mar 20, 2022
 RBI: 4, UT Rio Grande Valley, Apr 23, 2022
 Runs scored: 3, UT Arlington, Apr 12, 2022; Stephen F. Austin, Mar 18, 2022
 Walks: 2, 4 times
 Hit by pitch: 1, 8 times
 Struck out: 4 [t-2nd], at Stephen F. Austin, May 01, 2022
 Sac flies: 1, at TCU, Mar 29, 2022
 Sac bunts: 1, at Lamar University, Apr 02, 2022
 At bats: 5, at Stephen F. Austin, Apr 30, 2022; North Dakota State, Feb 20, 2022; at Stephen F. Austin, May 01, 2022
 Stolen bases: 2, Stephen F. Austin, Mar 20, 2022
 Caught stealing: 1, North Dakota State, Feb 18, 2022; at UT Rio Grande Valley, Mar 12, 2022
 Field chances: 6, Stephen F. Austin, Mar 20, 2022
 Putouts: 6, Stephen F. Austin, Mar 20, 2022
 Assists: 4, UT Arlington, Apr 12, 2022

CAREER STATISTICS

Year	avg	gp-gs	ab	r	h	2b	3b	hr	rbi	tb	slg%	bb	hbp	so	gdp	ob%	sf	sh	sb-att	po	a	e	fld%
2021	.247	29-23	85	12	21	4	0	2	14	31	.365	12	6	34	2	.375	1	0	2-2	50	16	7	.904
2022	.284	38-37	116	25	33	6	0	7	21	60	.517	23	8	35	1	.432	1	1	4-6	29	39	7	.907
TOTAL	.269	67-60	201	37	54	10	0	9	35	91	.453	35	14	69	3	.409	2	1	6-8	79	55	14	.905

HITTERS NOTES



OUTFIELDER MILLER LADUSAU 12

CLASS Sophomore
HOMETOWN Heath, Texas
HIGH SCHOOL Heath
PREV. SCHOOL n/a

BATS LEFT
THROWS RIGHT
HEIGHT 6'3"
WEIGHT 211

CAREER HIGHS

Hits: 4, Incarnate Word, Apr 24, 2021; Nicholls, Mar 19, 2021
Doubles: 2 [t-1st], North Dakota State, Feb 20, 2022; Marist, Mar 04, 2022
Triples: 1 [t-2nd], Tarleton, Mar 25, 2022
Home runs: 1, 5 times
Total bases: 7, UT Arlington, Apr 13, 2021; Nicholls, Mar 19, 2021
RBI: 3, UT Arlington, Apr 13, 2021; at Northwestern State, Mar 07, 2020
Runs scored: 3, Michigan State, Feb 28, 2022; at New Orleans, Mar 27, 2021
Walks: 2, 6 times
Hit by pitch: 3 [t-1st], Michigan State, Feb 28, 2022
Struck out: 3, Michigan State, Feb 27, 2022; Youngstown St., Feb 28, 2020
Sac flies: 1, Air Force, Apr 06, 2022; Stephen F. Austin, Mar 19, 2022
At bats: 6, at Stephen F. Austin, Apr 30, 2022
Stolen bases: 2, at Stephen F. Austin, Apr 30, 2022
Caught stealing: 1, Tarleton State, Feb 20, 2021; at Stephen F. Austin, May 01, 2022
Field chances: 6, Michigan State, Feb 28, 2022; at Northwestern State, Mar 08, 2020

CAREER STATISTICS

Year	avg	gp-gs	ab	r	h	2b	3b	hr	rbi	tb	slg%	bb	hbp	so	gdp	ob%	sf	sh	sb-att	po	a	e	fld%
2020	.292	10-7	24	3	7	1	0	0	5	8	.333	4	1	8	1	.414	0	0	1-1	19	1	0	1.000
2021	.320	46-45	169	28	54	6	0	7	31	81	.479	14	4	42	1	.383	1	0	1-2	65	2	2	.971
2022	.311	36-36	135	25	42	13	1	2	23	63	.467	14	11	33	3	.414	2	0	3-4	51	0	4	.927
TOTAL	.314	92-88	328	56	103	20	1	9	59	152	.463	32	16	83	5	.398	3	0	5-7	135	3	6	.958



OUTFIELDER GRAYSON TATROW 22

CLASS Junior
HOMETOWN Mansfield, Texas
HIGH SCHOOL Mansfield
PREV. SCHOOL Paris College

BATS LEFT
THROWS RIGHT
HEIGHT 6'4"
WEIGHT 219

CAREER HIGHS

Hits: 4, Marist, Mar 05, 2022
Doubles: 2 [t-1st], UT Rio Grande Valley, Apr 22, 2022; at UT Rio Grande Valley, Mar 13, 2022
Triples: 1 [t-2nd], Incarnate Word, Apr 23, 2021; Tarleton State, Feb 20, 2021
Home runs: 2 [t-2nd], Marist, Mar 05, 2022
Total bases: 11 [t-3rd], Marist, Mar 05, 2022
RBI: 6 [t-4th], Marist, Mar 05, 2022
Runs scored: 4 [t-2nd], Stephen F. Austin, Mar 19, 2022
Walks: 4 [t-1st], Arkansas St., Mar 05, 2021
Hit by pitch: 1, 6 times
Struck out: 4 [t-2nd], Nicholls, Mar 19, 2021; at New Orleans, Mar 27, 2021
Sac flies: 1, Incarnate Word, Apr 25, 2021; at Stephen F. Austin, Apr 29, 2022; Arkansas St., Mar 07, 2021
Sac bunts: 1, North Dakota State, Feb 18, 2022
At bats: 6, 5 times
Stolen bases: 2, Marist, Mar 04, 2022; Stephen F. Austin, Mar 19, 2022; at New Orleans, Mar 26, 2021
Caught stealing: 1, 5 times
Field chances: 6, at Texas, Apr 17, 2021; Tarleton, Mar 25, 2022
Putouts: 6, at Texas, Apr 17, 2021; Tarleton, Mar 25, 2022

CAREER STATISTICS

Year	avg	gp-gs	ab	r	h	2b	3b	hr	rbi	tb	slg%	bb	hbp	so	gdp	ob%	sf	sh	sb-att	po	a	e	fld%
2021	.328	53-53	204	49	67	15	2	10	38	116	.569	28	7	60	5	.423	2	0	4-7	112	2	2	.983
2022	.309	43-43	162	51	50	13	0	13	51	102	.630	37	3	52	0	.443	1	1	11-13	82	0	1	.988
TOTAL	.320	96-96	366	100	117	28	2	23	89	218	.596	65	10	112	5	.432	3	1	15-20	194	2	3	.985

HITTERS NOTES



OUTFIELDER TOMMY CRUZ 23

CLASS Senior
HOMETOWN Guayama, Puerto Rico
HIGH SCHOOL Mountain View (Calif.)
PREV. SCHOOL Chandler-Gilbert CC

BATS RIGHT **THROWS** RIGHT **HEIGHT** 5'8" **WEIGHT** 175

CAREER HIGHS

Hits: 3, 5 times
Doubles: 2 [t-1st], New Mexico St., Feb 27, 2021
Triples: 1 [t-2nd], Tarleton, Mar 26, 2022
Home runs: 1, Incarnate Word, Apr 25, 2021; Marist, Mar 05, 2022; Youngstown St., Feb 27, 2020
Total bases: 6, Incarnate Word, Apr 25, 2021; Youngstown St., Feb 27, 2020
RBI: 3, 5 times
Runs scored: 3, at New Orleans, Mar 28, 2021
Walks: 2, 10 times
Hit by pitch: 1, 6 times
Struck out: 2, 5 times
Sac flies: 1, 4 times
Sac bunts: 1, at Northwestern State, Mar 07, 2020
At bats: 5, 8 times
Stolen bases: 1, North Dakota State, Feb 19, 2022; at Northwestern State, Mar 06, 2020
Caught stealing: 1, Northwestern State, Apr 01, 2021; Arkansas St., Mar 05, 2021
Field chances: 9, Stephen F. Austin, Mar 20, 2022; Tarleton, Mar 26, 2022
Putouts: 9, Stephen F. Austin, Mar 20, 2022; Tarleton, Mar 26, 2022

CAREER STATISTICS

Year	avg	gp-gs	ab	r	h	2b	3b	hr	rbi	tb	slg%	bb	hbp	so	gdp	ob%	sf	sh	sb-att	po	a	e	fld%
2020	.313	15-14	48	8	15	2	0	1	6	20	.417	13	1	9	2	.468	0	1	1-1	6	4	1	.909
2021	.333	47-43	159	35	53	11	0	1	27	67	.421	34	5	19	4	.455	4	1	0-2	1	0	0	1.000
2022	.350	20-15	60	10	21	1	1	1	13	27	.450	9	2	7	2	.451	0	0	1-1	31	0	0	1.000
TOTAL	.333	82-72	267	53	89	14	1	3	46	114	.427	56	8	35	8	.457	4	2	2-4	38	4	1	.977



CATCHER THOMAS BRANNON 30

CLASS Sophomore
HOMETOWN Angleton, Texas
HIGH SCHOOL Angleton
PREV. SCHOOL n/a

BATS RIGHT **THROWS** RIGHT **HEIGHT** 5'9" **WEIGHT** 206

CAREER HIGHS

Walks: 1, Utah Valley, Feb 15, 2020
Struck out: 1, 4 times
At bats: 3, Utah Valley, Feb 15, 2020
Field chances: 9, Utah Valley, Feb 15, 2020
Putouts: 8, Utah Valley, Feb 15, 2020
Assists: 1, Utah Valley, Feb 15, 2020; at Northwestern State, Mar 06, 2020

CAREER STATISTICS

Year	avg	gp-gs	ab	r	h	2b	3b	hr	rbi	tb	slg%	bb	hbp	so	gdp	ob%	sf	sh	sb-att	po	a	e	fld%
2020	.000	7-1	8	0	0	0	0	0	0	0	.000	1	1	4	0	.200	0	0	0-0	21	2	0	1.000
2021	.333	2-1	3	0	1	0	0	0	0	1	.333	2	0	1	0	.600	0	0	0-0	5	3	0	1.000
TOTAL	.091	9-2	11	0	1	0	0	0	0	1	.091	3	1	5	0	.333	0	0	0-0	26	5	0	1.000



INFIELDER CAL STRANDT 32

CLASS Sophomore
HOMETOWN Frisco, Texas
HIGH SCHOOL Wakeland
PREV. SCHOOL n/a

BATS LEFT **THROWS** RIGHT **HEIGHT** 5'9" **WEIGHT** 176

CAREER HIGHS

Hits: 1, at Texas A&M, Feb 23, 2021; at UT Arlington, Mar 02, 2021; Arkansas St., Mar 06, 2021
Total bases: 1, at Texas A&M, Feb 23, 2021; at UT Arlington, Mar 02, 2021; Arkansas St., Mar 06, 2021
RBI: 1, 4 times
Runs scored: 2, Arkansas St., Mar 05, 2021
Walks: 2, Arkansas St., Mar 05, 2021
Hit by pitch: 1, Incarnate Word, Apr 24, 2021; Incarnate Word, Apr 25, 2021
Struck out: 1, 4 times
Sac bunts: 1, UT Arlington, Apr 13, 2021
At bats: 5, at UT Arlington, Mar 02, 2021
Stolen bases: 1, Arkansas St., Mar 05, 2021
Field chances: 5, Tarleton State, Feb 20, 2021; Arkansas St., Mar 06, 2021
Putouts: 2, Tarleton State, Feb 20, 2021
Assists: 4, Arkansas St., Mar 06, 2021

CAREER STATISTICS

Year	avg	gp-gs	ab	r	h	2b	3b	hr	rbi	tb	slg%	bb	hbp	so	gdp	ob%	sf	sh	sb-att	po	a	e	fld%
2021	.150	12-5	20	3	3	0	0	0	4	3	.150	3	3	4	2	.346	0	1	1-1	7	11	0	1.000
TOTAL	.150	12-5	20	3	3	0	0	0	4	3	.150	3	3	4	2	.346	0	1	1-1	7	11	0	1.000

HITTERS NOTES



INFIELDER

**BRYCE
JEWELL 36**

CLASS Freshman
HOMETOWN Bullard, Texas
HIGH SCHOOL Bullard
PREV. SCHOOL n/a

BATS RIGHT
THROWS RIGHT
HEIGHT 5'9"
WEIGHT 165

CAREER HIGHS

Struck out: 1, Marist, Mar 05, 2022
At bats: 2, Marist, Mar 05, 2022

CAREER STATISTICS

Year	avg	gp-gs	ab	r	h	2b	3b	hr	rbi	tb	slg%	bb	hbp	so	gdp	ob%	sf	sh	sb-att	po	a	e	fld%
2022	.000	3-0	4	0	0	0	0	0	0	0	.000	0	0	1	0	.000	0	0	0-0	0	0	0	.000
TOTAL	.000	3-0	4	0	0	0	0	0	0	0	.000	0	0	1	0	.000	0	0	0-0	0	0	0	.000



OUTFIELDER / PITCHER

**ADAM
BYRD 37**

CLASS Freshman
HOMETOWN Mesquite, Texas
HIGH SCHOOL Poteet
PREV. SCHOOL n/a

BATS RIGHT
THROWS LEFT
HEIGHT 6'0"
WEIGHT 171

CAREER HIGHS

Hits: 1, Marist, Mar 05, 2022
Total bases: 1, Marist, Mar 05, 2022
Runs scored: 1, Marist, Mar 05, 2022
Struck out: 1, Michigan State, Feb 27, 2022
At bats: 2, Marist, Mar 05, 2022
Innings pitched: 2.2, at Stephen F. Austin, Apr 30, 2022
Walks allowed: 2, Sam Houston, Apr 10, 2022; at Texas Tech, Apr 26, 2022; at UT Arlington, Mar 15, 2022
Strikeouts: 4, at Stephen F. Austin, Apr 30, 2022
Batters faced: 12, Air Force, Apr 05, 2022
Field chances: 2, Sam Houston, Apr 10, 2022
Putouts: 1, Marist, Mar 05, 2022
Assists: 2, Sam Houston, Apr 10, 2022
Runners CS: 1, at UT Arlington, Mar 15, 2022

CAREER STATISTICS

Year	avg	gp-gs	ab	r	h	2b	3b	hr	rbi	tb	slg%	bb	hbp	so	gdp	ob%	sf	sh	sb-att	po	a	e	fld%
2022	.333	3-0	3	1	1	0	0	0	0	1	.333	0	0	1	0	.333	0	0	0-0	1	3	1	.800
TOTAL	.333	3-0	3	1	1	0	0	0	0	1	.333	0	0	1	0	.333	0	0	0-0	1	3	1	.800



CATCHER

**BRYSON
GILLMORE 38**

CLASS Freshman
HOMETOWN Cleburne, Texas
HIGH SCHOOL Joshua
PREV. SCHOOL n/a

BATS RIGHT
THROWS RIGHT
HEIGHT 5'8"
WEIGHT 178

CAREER HIGHS

Field chances: 3, Michigan State, Feb 27, 2022
Putouts: 3, Michigan State, Feb 27, 2022

CAREER STATISTICS

Year	avg	gp-gs	ab	r	h	2b	3b	hr	rbi	tb	slg%	bb	hbp	so	gdp	ob%	sf	sh	sb-att	po	a	e	fld%
2022	.000	3-0	0	0	0	0	0	0	0	0	.000	0	0	0	0	.000	0	0	0-0	6	0	0	1.000
TOTAL	.000	3-0	0	0	0	0	0	0	0	0	.000	0	0	0	0	.000	0	0	0-0	6	0	0	1.000

HITTERS NOTES



INFIELDER

**JACK
NIELSEN 40**

CLASS Freshman
HOMETOWN Southlake, Texas
HIGH SCHOOL Southlake Carroll
PREV. SCHOOL n/a

BATS RIGHT
THROWS RIGHT
HEIGHT 6'2"
WEIGHT 200

CAREER HIGHS

Hits: 1, Marist, Mar 05, 2022
Total bases: 1, Marist, Mar 05, 2022
RBI: 1, Marist, Mar 05, 2022
Runs scored: 1, Marist, Mar 05, 2022
Struck out: 2, Marist, Mar 05, 2022
At bats: 3, Marist, Mar 05, 2022
Field chances: 6, Marist, Mar 05, 2022
Putouts: 6, Marist, Mar 05, 2022

CAREER STATISTICS

Year	avg	gp-gs	ab	r	h	2b	3b	hr	rbi	tb	slg%	bb	hbp	so	gdp	ob%	sf	sh	sb-att	po	a	e	fld%
2022	.167	5-0	6	1	1	0	0	0	1	1	.167	0	0	4	0	.167	0	0	0-0	7	0	0	1.000
TOTAL	.167	5-0	6	1	1	0	0	0	1	1	.167	0	0	4	0	.167	0	0	0-0	7	0	0	1.000



CATCHER

**TANNER
TWEEDT 41**

CLASS Junior
HOMETOWN Red Bluff, Calif.
HIGH SCHOOL Red Bluff
PREV. SCHOOL Sac City CC

BATS RIGHT
THROWS RIGHT
HEIGHT 6'0"
WEIGHT 192

CAREER HIGHS

Hits: 5 [t-1st], Marist, Mar 05, 2022
Doubles: 2 [t-1st], at Fresno State, Apr 14, 2022
Triples: 1 [t-2nd], at Fresno State, Apr 16, 2022; Michigan State, Feb 27, 2022
Home runs: 2 [t-2nd], Marist, Mar 05, 2022
Total bases: 12 [2nd], Marist, Mar 05, 2022
RBI: 5, Michigan State, Feb 27, 2022; Marist, Mar 05, 2022
Runs scored: 4 [t-2nd], Marist, Mar 05, 2022
Walks: 2, UT Arlington, Apr 12, 2022
Hit by pitch: 2 [t-4th], at Fresno State, Apr 14, 2022
Struck out: 3, 4 times
At bats: 6, Marist, Mar 05, 2022
Caught stealing: 1, Sam Houston, Apr 08, 2022
Field chances: 17, North Dakota State, Feb 19, 2022
Putouts: 16 [t-5th], North Dakota State, Feb 19, 2022
Assists: 2, 4 times
Runners CS: 1, 6 times

CAREER STATISTICS

Year	avg	gp-gs	ab	r	h	2b	3b	hr	rbi	tb	slg%	bb	hbp	so	gdp	ob%	sf	sh	sb-att	po	a	e	fld%
2022	.313	33-31	131	21	41	10	2	5	31	70	.534	11	3	38	1	.379	0	0	0-1	204	19	0	1.000
TOTAL	.313	33-31	131	21	41	10	2	5	31	70	.534	11	3	38	1	.379	0	0	0-1	204	19	0	1.000



OUTFIELDER

**AARON
STAEHELE 42**

CLASS Sophomore
HOMETOWN Sugar Grove, Ill.
HIGH SCHOOL Benet
PREV. SCHOOL Iowa Western CC

BATS LEFT
THROWS RIGHT
HEIGHT 6'0"
WEIGHT 174

CAREER HIGHS

Hits: 2, Air Force, Apr 06, 2022; at Fresno State, Apr 14, 2022; at Fresno State, Apr 15, 2022
Doubles: 1, at Fresno State, Apr 14, 2022; Stephen F. Austin, Mar 20, 2022
Home runs: 1, Marist, Mar 05, 2022
Total bases: 4, Marist, Mar 05, 2022
RBI: 2, 5 times
Runs scored: 2, North Dakota State, Feb 20, 2022; Michigan State, Feb 27, 2022; Stephen F. Austin, Mar 20, 2022
Walks: 2, TCU, Mar 22, 2022
Hit by pitch: 1, North Dakota State, Feb 20, 2022; Stephen F. Austin, Mar 18, 2022
Struck out: 3, at Lamar University, Apr 03, 2022
Sac bunts: 1, Sam Houston, Apr 10, 2022
At bats: 5, 5 times
Stolen bases: 2, Stephen F. Austin, Mar 20, 2022
Caught stealing: 1, 5 times
Field chances: 2, UT Arlington, Apr 12, 2022; at Fresno State, Apr 15, 2022
Putouts: 2, UT Arlington, Apr 12, 2022; at Fresno State, Apr 15, 2022

CAREER STATISTICS

Year	avg	gp-gs	ab	r	h	2b	3b	hr	rbi	tb	slg%	bb	hbp	so	gdp	ob%	sf	sh	sb-att	po	a	e	fld%
2022	.270	30-15	74	14	20	2	0	1	14	25	.338	5	2	15	1	.333	0	1	7-12	8	0	0	1.000
TOTAL	.270	30-15	74	14	20	2	0	1	14	25	.338	5	2	15	1	.333	0	1	7-12	8	0	0	1.000

BULLPEN NOTES



RIGHT-HANDED PITCHER

TREVOR JACKSON 0

CLASS Senior

HOMETOWN Las Vegas, Nev.

HIGH SCHOOL Palo Verde

PREV. SCHOOL College of Southern Nevada

BATS
RIGHT

THROWS
RIGHT

HEIGHT
6'2"

WEIGHT
189

CAREER HIGHS

Innings pitched: 4.0, UT Arlington, Apr 12, 2022

Walks allowed: 5, at Texas, Apr 16, 2021

Strikeouts: 4, Sam Houston, Apr 08, 2022; UT Arlington, Apr 12, 2022; TCU, Mar 22, 2022

Batters faced: 18, at Texas, Apr 16, 2021

Field chances: 1, Sam Houston, Apr 08, 2022; at Southeastern, Apr 10, 2021; at Texas, Apr 16, 2021

Assists: 1, Sam Houston, Apr 08, 2022; at Southeastern, Apr 10, 2021; at Texas, Apr 16, 2021

CAREER STATISTICS

Year	era	w-l	app	gs	cg	sho	sv	ip	h	r	er	bb	so	2b	3b	hr	bf	bavg	wp	hbp	bk	sfa	sha
2021	7.56	1-1	11	0	0	0/0	0	16.2	22	14	14	19	17	6	0	1	96	.314	6	6	0	0	1
2022	5.65	1-0	10	0	0	0/0	0	14.1	6	9	9	15	22	0	0	2	66	.133	4	4	0	0	2
TOTAL	6.68	2-1	21	0	0	0/0	0	31.0	28	23	23	34	39	6	0	3	162	.243	10	10	0	0	3



RIGHT-HANDED PITCHER

TANNER RILEY 11

CLASS Senior

HOMETOWN Clyde, Texas

HIGH SCHOOL Clyde

PREV. SCHOOL Navarro College

BATS
RIGHT

THROWS
RIGHT

HEIGHT
6'0"

WEIGHT
177

CAREER HIGHS

Innings pitched: 4.1, at CENTRAL ARKANSAS, Mar 12 2021

Walks allowed: 3, 5 times

Strikeouts: 7, New Mexico St., Feb 26, 2021

Batters faced: 18, at CENTRAL ARKANSAS, Mar 12 2021

Field chances: 2, UT Rio Grande Valley, Apr 23, 2022

Assists: 1, 6 times

CAREER STATISTICS

Year	era	w-l	app	gs	cg	sho	sv	ip	h	r	er	bb	so	2b	3b	hr	bf	bavg	wp	hbp	bk	sfa	sha
2020	1.98	3-0	5	0	0	0/0	0	13.2	11	3	3	6	22	0	0	0	58	.216	2	1	0	0	0
2021	4.25	6-2	21	0	0	0/0	9	36.0	33	19	17	24	50	4	0	3	168	.239	7	2	0	2	2
2022	2.62	2-3	14	1	0	0/0	2	24.0	26	10	7	8	36	5	0	2	106	.277	4	0	0	0	4
TOTAL	3.30	11-5	40	1	0	0/0	11	73.2	70	32	27	38	108	9	0	5	332	.247	13	3	0	2	6



RIGHT-HANDED PITCHER

AUSTIN GLAZE 14

CLASS Sophomore

HOMETOWN Carthage, Texas

HIGH SCHOOL Colleyville Heritage

PREV. SCHOOL n/a

BATS
RIGHT

THROWS
RIGHT

HEIGHT
6'4"

WEIGHT
231

CAREER HIGHS

Innings pitched: 3.0, at UC Santa Barbara, Feb 21, 2020; Incarnate Word, Apr 24, 2021

Walks allowed: 4, Arkansas St., Mar 06, 2021

Strikeouts: 6, at UT Arlington, Mar 02, 2021

Batters faced: 15, Incarnate Word, Apr 24, 2021

Field chances: 1, Arkansas St., Mar 06, 2021; at New Orleans, Mar 27, 2021

Assists: 1, Arkansas St., Mar 06, 2021; at New Orleans, Mar 27, 2021

Runners CS: 1, Incarnate Word, Apr 24, 2021; at Texas A&M, Feb 23, 2021

CAREER STATISTICS

Year	era	w-l	app	gs	cg	sho	sv	ip	h	r	er	bb	so	2b	3b	hr	bf	bavg	wp	hbp	bk	sfa	sha
2020	11.37	0-0	5	0	0	0/0	0	6.1	6	8	8	4	10	1	0	3	29	.240	1	0	0	0	0
2021	4.66	4-1	14	1	0	0/0	0	29.0	23	19	15	17	33	8	1	3	129	.219	3	3	0	1	3
2022	9.00	0-0	6	2	0	0/0	0	7.0	10	8	7	6	11	2	0	1	38	.333	2	1	0	1	0
TOTAL	6.38	4-1	25	3	0	0/0	0	42.1	39	35	30	27	54	11	1	7	196	.244	6	4	0	2	3

BULLPEN NOTES



RIGHT-HANDED PITCHER

**RILEY
BAUMAN 15**

CLASS Sophomore
HOMETOWN Rockwall, Texas
HIGH SCHOOL Rockwall
PREV. SCHOOL Navarro College

BATS
RIGHT

THROWS
RIGHT

HEIGHT
6'0"

WEIGHT
172

CAREER STATISTICS

Year	avg	gp-gs	ab	r	h	2b	3b	hr	rbi	tb	slg%	bb	hbp	so	gdp	ob%	sf	sh	sb-att	po	a	e	fld%
2022	.000	0-0	0	0	0	0	0	0	0	0	.000	0	0	0	0	.000	0	0	0-0	1	1	0	1.000
TOTAL	.000	0-0	0	0	0	0	0	0	0	0	.000	0	0	0	0	.000	0	0	0-0	1	1	0	1.000

CAREER HIGHS

Innings pitched: 1.0, North Dakota State, Feb 20, 2022; at Incarnate Word, Mar 02, 2022; Baylor, Mar 09, 2022
Walks allowed: 3, TCU, Mar 22, 2022
Strikeouts: 1, at Incarnate Word, Mar 02, 2022; Baylor, Mar 09, 2022
Batters faced: 7, North Dakota State, Feb 20, 2022
Field chances: 1, at Incarnate Word, Mar 02, 2022; Baylor, Mar 09, 2022
Putouts: 1, at Incarnate Word, Mar 02, 2022
Assists: 1, Baylor, Mar 09, 2022



RIGHT-HANDED PITCHER

**DRAKE
BOGGAN 18**

CLASS Sophomore
HOMETOWN Lewisville, Texas
HIGH SCHOOL Hebron
PREV. SCHOOL Paris College

BATS
RIGHT

THROWS
RIGHT

HEIGHT
6'1"

WEIGHT
159

CAREER STATISTICS

Year	era	w-l	app	gs	cg	sho	sv	ip	h	r	er	bb	so	2b	3b	hr	bf	bavg	wp	hbp	bk	sfa	sha
2022	8.00	0-1	13	0	0	0/0	0	18.0	19	20	16	13	29	5	0	3	90	.275	4	4	0	2	2
TOTAL	8.00	0-1	13	0	0	0/0	0	18.0	19	20	16	13	29	5	0	3	90	.275	4	4	0	2	2

CAREER HIGHS

Innings pitched: 2.2, North Dakota State, Feb 19, 2022
Walks allowed: 3, TCU, Mar 22, 2022
Strikeouts: 6, North Dakota State, Feb 19, 2022
Batters faced: 12, North Dakota State, Feb 19, 2022
Field chances: 1, Air Force, Apr 06, 2022; Sam Houston, Apr 09, 2022; North Dakota State, Feb 19, 2022
Putouts: 1, Sam Houston, Apr 09, 2022
Assists: 1, Air Force, Apr 06, 2022; North Dakota State, Feb 19, 2022



RIGHT-HANDED PITCHER

**ZACH
SMITH 19**

CLASS Redshirt Junior
HOMETOWN Abilene, Texas
HIGH SCHOOL Wylie
PREV. SCHOOL n/a

BATS
RIGHT

THROWS
RIGHT

HEIGHT
5'9"

WEIGHT
180

CAREER STATISTICS

Year	era	w-l	app	gs	cg	sho	sv	ip	h	r	er	bb	so	2b	3b	hr	bf	bavg	wp	hbp	bk	sfa	sha
2019	3.26	0-0	13	0	0	0/1	0	19.1	14	8	7	8	18	2	0	2	81	.212	1	5	2	0	2
2020	10.80	0-0	2	0	0	0/0	0	1.2	1	2	2	1	1	0	0	1	7	.167	0	0	0	0	0
2021	3.86	0-0	2	0	0	0/0	0	2.1	3	1	1	0	1	1	0	0	10	.300	0	0	0	0	0
2022	3.38	0-0	5	0	0	0/0	0	5.1	7	10	2	4	3	1	0	0	33	.292	1	4	0	1	0
TOTAL	3.77	0-0	22	0	0	0/1	0	28.2	25	21	12	13	23	4	0	3	131	.236	2	9	2	1	2

CAREER HIGHS

Hits: 3, at Prairie View A&M, Apr 04, 2018; Mississippi Val., May 08, 2018
Doubles: 1, Mississippi Val., May 08, 2018
Total bases: 4, Mississippi Val., May 08, 2018
RBI: 4, at Prairie View A&M, Apr 04, 2018
Runs scored: 3, at Prairie View A&M, Apr 04, 2018; Mississippi Val., May 08, 2018
Walks: 1, 10 times
Hit by pitch: 1, Quinnipiac, Feb 17, 2018; Central Arkansas, May 05, 2018
Struck out: 3, at TCU, Apr 17, 2018; Quinnipiac, Feb 17, 2018
Sac flies: 1, Central Arkansas, May 05, 2018; A&M-Corpus Christi, May 19, 2018
Sac bunts: 1, 4 times
At bats: 7 [t-1st], Mississippi Val., May 09, 2018
Stolen bases: 2, at Prairie View A&M, Apr 04, 2018; at Northwestern State, May 11, 2018
Caught stealing: 1, New Orleans, Mar 16, 2018; A&M-Corpus Christi, May 19, 2018
Innings pitched: 3.0, Arlington Baptist, Apr 16, 2019
Walks allowed: 2, at UT Arlington, Mar 15, 2022; at Southeastern, Mar 22, 2019
Strikeouts: 4, Arlington Baptist, Apr 16, 2019; Northwestern St., Mar 09, 2019
Batters faced: 15, Northwestern St., Mar 09, 2019
Field chances: 11, at Prairie View A&M, Apr 04, 2018
Putouts: 4, Central Arkansas, May 04, 2018; Mississippi Val., May 08, 2018
Assists: 7 [t-4th], Dallas Christian, Apr 10, 2018
Runners CS: 1, at TCU, Feb 20, 2019; at Central Arkansas, May 11, 2019

BULLPEN NOTES



RIGHT-HANDED PITCHER

**BEN
JOHNSON 20**

CLASS Freshman

HOMETOWN Southlake, Texas

HIGH SCHOOL Nolan Catholic

PREV. SCHOOL n/a

BATS
RIGHT

THROWS
RIGHT

HEIGHT
6'1"

WEIGHT
199

CAREER HIGHS

CAREER STATISTICS



RIGHT-HANDED PITCHER

**GARRETT
EGLI 24**

CLASS Graduate Student

HOMETOWN San Antonio, Texas

HIGH SCHOOL Smithson Valley

PREV. SCHOOL Sam Houston

BATS
RIGHT

THROWS
RIGHT

HEIGHT
6'4"

WEIGHT
213

CAREER HIGHS

Innings pitched: 4.0, at TCU, Mar 29, 2022

Walks allowed: 2, North Dakota State, Feb 19, 2022

Strikeouts: 2, Air Force, Apr 05, 2022; North Dakota State, Feb 19, 2022

Batters faced: 17, at TCU, Mar 29, 2022

Field chances: 1, Air Force, Apr 05, 2022; UT Rio Grande Valley, Apr 23, 2022; at TCU, Mar 29, 2022

Putouts: 1, Air Force, Apr 05, 2022; at TCU, Mar 29, 2022

Assists: 1, UT Rio Grande Valley, Apr 23, 2022

Runners CS: 1, North Dakota State, Feb 19, 2022

CAREER STATISTICS

Year	era	w-l	app	gs	cg	sho	sv	ip	h	r	er	bb	so	2b	3b	hr	bf	bavg	wp	hbp	bk	sfa	sha
2022	8.10	0-1	7	3	0	0/0	0	13.1	20	14	12	5	7	5	0	1	65	.345	2	2	0	0	0
TOTAL	8.10	0-1	7	3	0	0/0	0	13.1	20	14	12	5	7	5	0	1	65	.345	2	2	0	0	0



RIGHT-HANDED PITCHER

**SAM
BERBERICH 27**

CLASS Sophomore

HOMETOWN Terrell, Texas

HIGH SCHOOL Wills Point

PREV. SCHOOL Seward College

BATS
RIGHT

THROWS
RIGHT

HEIGHT
5'10"

WEIGHT
171

CAREER HIGHS

Innings pitched: 3.1, Tarleton, Mar 26, 2022

Walks allowed: 2, North Dakota State, Feb 19, 2022; TCU, Mar 22, 2022

Strikeouts: 3, at Stephen F. Austin, May 01, 2022

Batters faced: 15, Sam Houston, Apr 08, 2022

Field chances: 3, at Lamar University, Apr 03, 2022

Putouts: 1, at Lamar University, Apr 03, 2022; at Lamar University, Apr 1, 2022

Assists: 2, at Lamar University, Apr 03, 2022

Runners CS: 1, Tarleton, Mar 26, 2022

CAREER STATISTICS

Year	era	w-l	app	gs	cg	sho	sv	ip	h	r	er	bb	so	2b	3b	hr	bf	bavg	wp	hbp	bk	sfa	sha
2022	5.84	0-0	15	1	0	0/0	0	24.2	28	17	16	8	19	8	0	2	113	.289	2	5	0	1	2
TOTAL	5.84	0-0	15	1	0	0/0	0	24.2	28	17	16	8	19	8	0	2	113	.289	2	5	0	1	2

BULLPEN NOTES



RIGHT-HANDED PITCHER

**CINOON
BAK 28**

CLASS Freshman
HOMETOWN Seoul, Republic of Korea
HIGH SCHOOL Whimoon
PREV. SCHOOL n/a

BATS RIGHT
THROWS RIGHT
HEIGHT 6'0"
WEIGHT 190

CAREER HIGHS

Innings pitched: 1.0, 4 times
Walks allowed: 1, Michigan State, Feb 27, 2022; Utah Valley, Feb 15, 2020
Strikeouts: 3, Michigan State, Feb 27, 2022
Batters faced: 7, Michigan State, Feb 27, 2022

CAREER STATISTICS

Year	era	w-l	app	gs	cg	sho	sv	ip	h	r	er	bb	so	2b	3b	hr	bf	bavg	wp	hbp	bk	sfa	sha
2020	18.00	0-0	1	0	0	0/0	0	1.0	2	2	2	1	1	0	0	0	6	.400	3	0	1	0	0
2022	12.00	0-0	3	0	0	0/0	0	3.0	5	4	4	1	4	1	1	2	15	.357	1	0	0	0	0
TOTAL	13.50	0-0	4	0	0	0/0	0	4.0	7	6	6	2	5	1	1	2	21	.368	4	0	1	0	0



RIGHT-HANDED PITCHER

**CARTER
SELLS 29**

CLASS Junior
HOMETOWN Brentwood, Tenn.
HIGH SCHOOL Ravenwood
PREV. SCHOOL Arkansas

BATS RIGHT
THROWS RIGHT
HEIGHT 6'2"
WEIGHT 193

CAREER HIGHS

Innings pitched: 4.0, Marist, Mar 04, 2022
Walks allowed: 4, at CENTRAL ARKANSAS, Mar 13, 2021
Strikeouts: 5, at Stephen F. Austin, Apr 29, 2022; Michigan State, Feb 27, 2022; Nicholls, Mar 21, 2021
Batters faced: 13, North Dakota State, Feb 20, 2022; Stephen F. Austin, Mar 20, 2022; Nicholls, Mar 21, 2021
Field chances: 2, at CENTRAL ARKANSAS, Mar 13, 2021
Putouts: 1, at Texas Tech, Apr 26, 2022; at CENTRAL ARKANSAS, Mar 13, 2021
Assists: 1, at CENTRAL ARKANSAS, Mar 13, 2021
Runners CS: 1, at Lamar University, Apr 03, 2022

CAREER STATISTICS

Year	era	w-l	app	gs	cg	sho	sv	ip	h	r	er	bb	so	2b	3b	hr	bf	bavg	wp	hbp	bk	sfa	sha
2021	5.06	0-1	14	0	0	0/0	0	16.0	14	10	9	15	18	0	1	1	79	.250	2	4	0	2	2
2022	0.86	3-1	13	0	0	0/0	1	21.0	20	8	2	4	21	4	0	0	91	.238	3	3	0	0	0
TOTAL	2.68	3-2	27	0	0	0/0	1	37.0	34	18	11	19	39	4	1	1	170	.243	5	7	0	2	2



RIGHT-HANDED PITCHER

**WALKER
PILAND 34**

CLASS Freshman
HOMETOWN Abilene, Texas
HIGH SCHOOL Wylie
PREV. SCHOOL n/a

BATS RIGHT
THROWS RIGHT
HEIGHT 6'5"
WEIGHT 199

CAREER HIGHS

CAREER STATISTICS

BULLPEN NOTES



RIGHT-HANDED PITCHER

**MITCH
WHITE 35**

CLASS Junior
HOMETOWN Livonia, Mich.
HIGH SCHOOL Churchill
PREV. SCHOOL Lansing CC

BATS RIGHT
THROWS RIGHT
HEIGHT 6'1"
WEIGHT 189

CAREER HIGHS

Innings pitched: 1.1, at UT Rio Grande Valley, Mar 13, 2022
Walks allowed: 2, Sam Houston, Apr 09, 2022; North Dakota State, Feb 20, 2022
Strikeouts: 2, Air Force, Apr 05, 2022; Baylor, Mar 09, 2022
Batters faced: 11, Sam Houston, Apr 09, 2022
Runners CS: 1, at Incarnate Word, Mar 02, 2022

CAREER STATISTICS

Year	era	w-l	app	gs	cg	sho	sv	ip	h	r	er	bb	so	2b	3b	hr	bf	bavg	wp	hbp	bk	sfa	sha
2022	11.05	0-0	8	0	0	0/0	0	7.1	15	9	9	6	9	2	3	0	41	.429	2	0	0	0	0
TOTAL	11.05	0-0	8	0	0	0/0	0	7.1	15	9	9	6	9	2	3	0	41	.429	2	0	0	0	0



LEFT-HANDED PITCHER

**ADAM
BYRD 37**

CLASS Freshman
HOMETOWN Mesquite, Texas
HIGH SCHOOL Poteet
PREV. SCHOOL n/a

BATS RIGHT
THROWS LEFT
HEIGHT 6'0"
WEIGHT 171

CAREER HIGHS

Hits: 1, Marist, Mar 05, 2022
Total bases: 1, Marist, Mar 05, 2022
Runs scored: 1, Marist, Mar 05, 2022
Struck out: 1, Michigan State, Feb 27, 2022
At bats: 2, Marist, Mar 05, 2022
Innings pitched: 2.2, at Stephen F. Austin, Apr 30, 2022
Walks allowed: 2, Sam Houston, Apr 10, 2022; at Texas Tech, Apr 26, 2022; at UT Arlington, Mar 15, 2022
Strikeouts: 4, at Stephen F. Austin, Apr 30, 2022
Batters faced: 12, Air Force, Apr 05, 2022
Field chances: 2, Sam Houston, Apr 10, 2022
Putouts: 1, Marist, Mar 05, 2022

CAREER STATISTICS

Year	era	w-l	app	gs	cg	sho	sv	ip	h	r	er	bb	so	2b	3b	hr	bf	bavg	wp	hbp	bk	sfa	sha
2022	5.51	0-2	13	0	0	0/0	1	16.1	12	13	10	11	25	2	0	0	78	.214	4	7	0	1	3
TOTAL	5.51	0-2	13	0	0	0/0	1	16.1	12	13	10	11	25	2	0	0	78	.214	4	7	0	1	3



LEFT-HANDED PITCHER

**CONNOR
CARLTON 39**

CLASS Junior
HOMETOWN Abilene, Texas
HIGH SCHOOL Wylie
PREV. SCHOOL Odessa College

BATS LEFT
THROWS LEFT
HEIGHT 6'1"
WEIGHT 245

CAREER HIGHS

Innings pitched: 3.0, Michigan State, Feb 27, 2022; at TCU, Mar 29, 2022
Walks allowed: 3, New Mexico St., Feb 28, 2021; at CENTRAL ARKANSAS, Mar 14, 2021
Strikeouts: 6, Michigan State, Feb 27, 2022
Batters faced: 11, at TCU, Mar 29, 2022
Field chances: 1, Air Force, Apr 06, 2022; UT Arlington, Apr 13, 2021; Incarnate Word, Apr 23, 2021
Putouts: 1, Incarnate Word, Apr 23, 2021
Assists: 1, Air Force, Apr 06, 2022

CAREER STATISTICS

Year	era	w-l	app	gs	cg	sho	sv	ip	h	r	er	bb	so	2b	3b	hr	bf	bavg	wp	hbp	bk	sfa	sha
2021	9.00	1-1	17	0	0	0/0	2	18.0	19	20	18	15	22	4	1	1	88	.275	10	0	0	1	3
2022	7.50	1-0	16	1	0	0/0	0	18.0	24	17	15	8	26	4	1	0	94	.296	2	4	0	0	1
TOTAL	8.25	2-1	33	1	0	0/0	2	36.0	43	37	33	23	48	8	2	1	182	.287	12	4	0	1	4

BULLPEN NOTES



RIGHT-HANDED PITCHER

**SAM
GRACE 44**

CLASS Junior
HOMETOWN St. Charles, Mo.
HIGH SCHOOL Francis Howell
PREV. SCHOOL Charlotte

BATS
RIGHT

THROWS
RIGHT

HEIGHT
6'4"

WEIGHT
208

CAREER HIGHS

Innings pitched: 2.1, Air Force, Apr 05, 2022
Walks allowed: 2, Sam Houston, Apr 09, 2022
Strikeouts: 4, Air Force, Apr 05, 2022
Batters faced: 10, North Dakota State, Feb 19, 2022
Field chances: 1, at Stephen F. Austin, Apr 30, 2022; North Dakota State, Feb 19, 2022
Assists: 1, at Stephen F. Austin, Apr 30, 2022; North Dakota State, Feb 19, 2022

CAREER STATISTICS

Year	era	w-l	app	gs	cg	sho	sv	ip	h	r	er	bb	so	2b	3b	hr	bf	bavg	wp	hbp	bk	sfa	sha
2022	4.50	0-0	7	0	0	0/0	0	8.0	10	7	4	4	10	4	0	0	42	.303	3	3	0	1	1
TOTAL	4.50	0-0	7	0	0	0/0	0	8.0	10	7	4	4	10	4	0	0	42	.303	3	3	0	1	1



LEFT-HANDED PITCHER

**MAX
HUFFLING 45**

CLASS Sophomore
HOMETOWN Edmond, Okla.
HIGH SCHOOL Deer Creek
PREV. SCHOOL Lamar CC

BATS
LEFT

THROWS
LEFT

HEIGHT
6'9"

WEIGHT
249

CAREER HIGHS

Innings pitched: 4.0, at Lamar University, Apr 02, 2022; at New Orleans, Mar 26, 2021
Walks allowed: 6, Nicholls, Mar 21, 2021
Strikeouts: 7, at Texas Tech, Apr 26, 2022; at UT Rio Grande Valley, Mar 12, 2022
Batters faced: 17, Nicholls, Mar 21, 2021
Field chances: 3, Nicholls, Mar 21, 2021
Putouts: 1, at Texas, Apr 17, 2021; Michigan State, Feb 28, 2022; Baylor, Mar 09, 2022
Assists: 2, North Dakota State, Feb 18, 2022
Runners CS: 1, 4 times

CAREER STATISTICS

Year	era	w-l	app	gs	cg	sho	sv	ip	h	r	er	bb	so	2b	3b	hr	bf	bavg	wp	hbp	bk	sfa	sha
2021	3.26	7-1	21	3	0	0/0	1	49.2	34	23	18	38	54	9	0	2	223	.201	7	8	0	3	5
2022	3.90	3-0	13	1	0	0/0	1	30.0	21	15	13	17	39	5	0	3	127	.200	3	2	0	1	2
TOTAL	3.50	10-1	34	4	0	0/0	2	79.2	55	38	31	55	93	14	0	5	350	.201	10	10	0	4	7

2022 SCHEDULE & RESULTS

Date	Opponent		Score	Inns	Overall	WAC	Pitcher of record	Attend	Time
Feb 18, 2022	NORTH DAKOTA STATE	w	5-3	9	1-0-0	0-0-0	Riley, T. (W 1-0)	342	3:26
Feb 19, 2022	NORTH DAKOTA STATE-1	L	4-7	9	1-1-0	0-0-0	Eichelberger (L 0-1)	327	3:35
Feb 19, 2022	NORTH DAKOTA STATE-2	L	0-4	7	1-2-0	0-0-0	Stephenson A (L 0-1)	282	2:42
Feb 20, 2022	NORTH DAKOTA STATE	L	7-10	9	1-3-0	0-0-0	Sells, C. (L 0-1)	327	4:32
Feb 27, 2022	MICHIGAN STATE-1	w	10-1	9	2-3-0	0-0-0	Morgan, T. (W 1-0)	307	3:03
Feb 27, 2022	MICHIGAN STATE-2	w	12-4	9	3-3-0	0-0-0	Eichelberger (W 1-1)	307	2:45
Feb 28, 2022	MICHIGAN STATE	w	10-2	9	4-3-0	0-0-0	Huffling, M. (W 1-0)	254	3:15
Mar 02, 2022	at Incarnate Word	L	5-12	9	4-4-0	0-0-0	Cervantes, G (L 0-1)	167	3:25
Mar 04, 2022	MARIST	w	9-2	9	5-4-0	0-0-0	Morgan, T. (W 2-0)	386	2:55
Mar 05, 2022	MARIST	w	23-1	9	6-4-0	0-0-0	Eichelberger (W 2-1)	417	3:00
Mar 06, 2022	MARIST	w	10-8	9	7-4-0	0-0-0	Huffling, M. (W 2-0)	255	3:12
Mar 09, 2022	BAYLOR	L	4-6	9	7-5-0	0-0-0	Bauman, R. (L 0-1)	837	3:32
* Mar 12, 2022	at UT Rio Grande Valley-1	w	3-1	9	8-5-0	1-0-0	Huffling, M. (W 1-0)	-	3:04
* Mar 12, 2022	at UT Rio Grande Valley-2	L	0-6	9	8-6-0	1-1-0	Eichelberger (L 2-2)	927	2:42
* Mar 13, 2022	at UT Rio Grande Valley	L	6-12	9	8-7-0	1-2-0	Stephenson A (L 0-2)	967	3:12
Mar 15, 2022	at UT Arlington	L	2-14	9	8-8-0	1-2-0	Cervantes, G (L 0-2)	538	3:30
* Mar 18, 2022	STEPHEN F. AUSTIN	w	11-1	8	9-8-0	2-2-0	Morgan, T. (W 3-0)	348	2:37
* Mar 19, 2022	STEPHEN F. AUSTIN	w	12-8	9	10-8-0	3-2-0	Riley, T. (W 2-0)	411	2:50
* Mar 20, 2022	STEPHEN F. AUSTIN	w	11-6	9	11-8-0	4-2-0	Sells, C. (W 1-1)	426	3:15
Mar 22, 2022	#19 TCU	L	3-14	7	11-9-0	4-2-0	Bauman, R. (L 0-2)	498	2:56
* Mar 25, 2022	TARLETON	L	7-9	9	11-10-0	4-3-0	Riley, T. (L 2-1)	325	3:29
* Mar 26, 2022	TARLETON	L	6-12	9	11-11-0	4-4-0	Byrd, A. (L 0-1)	411	3:52
* Mar 27, 2022	TARLETON	w	18-2	7	12-11-0	5-4-0	Cervantes, G (W 1-2)	489	2:40
Mar 29, 2022	at #12 TCU	w	6-2	9	13-11-0	5-4-0	Carlton, C. (W 1-0)	3651	3:05
* Apr 1, 2022	at Lamar University	w	6-3	9	14-11-0	6-4-0	Morgan, T. (W 4-0)	1182	2:35
* Apr 02, 2022	at Lamar University	L	2-3	9	14-12-0	6-5-0	None	0	
* Apr 03, 2022	at Lamar University	w	11-8	9	15-12-0	7-5-0	Sells, C. (W 2-1)	783	3:51
Apr 05, 2022	AIR FORCE	L	4-9	9	15-13-0	7-5-0	Egli, G. (L 0-1)	1078	3:22
Apr 06, 2022	AIR FORCE	L	4-9	9	15-14-0	7-5-0	Boggan, D. (L 0-1)	449	3:20
* Apr 08, 2022	SAM HOUSTON	L	8-12	9	15-15-0	7-6-0	Morgan, T. (L 4-1)	324	3:30
* Apr 09, 2022	SAM HOUSTON	L	0-21	7	15-16-0	7-7-0	Cervantes, G (L 1-3)	336	3:15
* Apr 10, 2022	SAM HOUSTON	L	8-11	9	15-17-0	7-8-0	Byrd, A. (L 0-2)	411	3:36
Apr 12, 2022	UT ARLINGTON	w	15-5	7	16-17-0	7-8-0	Jackson, Tr. (W 1-0)	329	2:22
Apr 14, 2022	at Fresno State	w	7-2	9	17-17-0	7-8-0	Stephenson A (W 1-2)	1159	3:00
Apr 15, 2022	at Fresno State	L	8-9	9	17-18-0	7-8-0	Riley, T. (L 2-2)	1215	3:22
Apr 16, 2022	at Fresno State	w	6-3	9	18-18-0	7-8-0	Cervantes, G (W 2-3)	999	2:41
* Apr 22, 2022	UT RIO GRANDE VALLEY	L	4-6	9	18-19-0	7-9-0	Morgan, T. (L 4-2)	278	3:22
* Apr 23, 2022	UT RIO GRANDE VALLEY-1	w	12-2	7	19-19-0	8-9-0	Cervantes, G (W 3-4)	414	1:59
* Apr 23, 2022	UT RIO GRANDE VALLEY-2	L	5-7	9	19-20-0	8-10-0	Riley, T. (L 2-3)	421	3:36
Apr 26, 2022	at #9 Texas Tech	w	8-5	9	20-20-0	8-10-0	Sells, C. (W 3-1)	4432	4:02
* Apr 29, 2022	at Stephen F. Austin	w	11-2	9	21-20-0	9-10-0	Morgan, T. (W 5-2)	300	3:14
* Apr 30, 2022	at Stephen F. Austin	w	13-9	9	22-20-0	10-10-0	Cervantes, G (W 4-3)	201	3:30
* May 01, 2022	at Stephen F. Austin	w	10-4	9	23-20-0	11-10-0	Stephenson A (W 2-2)	126	3:30

* = Conference game

() extra inning game

2022 ACU TEAM RANKINGS

Statistic	National Rank	Conference Rank	Value	National Leader	Value	Conference Leader	Value
Base on Balls (293 ranked)	86	1	197	Charlotte	289	Abilene Christian	197
Batting Average (293 ranked)	52	5	0.294	UNLV	0.338	Sam Houston	0.315
Double Plays (293 ranked)	197	9	23	New Mexico	50	Grand Canyon	36
Double Plays Per Game (293 ranked)	220	9	0.53	New Mexico	1.16	Sacramento St.	0.81
Doubles (293 ranked)	60	3	86	UNLV	127	Grand Canyon	94
Doubles Per Game (293 ranked)	70	3	2.00	UNLV	2.82	New Mexico St.	2.27
Earned Run Average (293 ranked)	156	5	5.67	Tennessee	2.20	Grand Canyon	4.10
Fielding Percentage (293 ranked)	22	1	0.978	Oregon St.	0.988	Abilene Christian	0.978
Hit Batters (293 ranked)	106	2	53	Ark.-Pine Bluff	95	SFA	56
Hit by Pitch (293 ranked)	43	1	67	Purdue	97	Abilene Christian	67
Hits (293 ranked)	71	5	425	UNLV	577	Grand Canyon	478
Hits Allowed Per Nine Innings (293 ranked)	173	4	9.93	Tennessee	5.77	Grand Canyon	8.84
Home Runs (293 ranked)	29	1	64	Tennessee	103	Abilene Christian	64
Home Runs Per Game (293 ranked)	30	1	1.49	Tennessee	2.34	Abilene Christian	1.49
On Base Percentage (293 ranked)	33	2	0.400	Texas Southern	0.433	Sam Houston	0.403
Runs (293 ranked)	55	2	315	UNLV	438	Sam Houston	328
Sacrifice Bunts (291 ranked)	268	9	6	Jackson St.	45	Grand Canyon	22
Sacrifice Flies (293 ranked)	262	10	11	UTSA	33	Sacramento St.	32
Scoring (293 ranked)	66	2	7.3	UNLV	9.7	Sam Houston	7.6
Shutouts (131 ranked)				Vanderbilt	8	UTRGV	5
Slugging Percentage (293 ranked)	28	1	0.498	Tennessee	0.615	Abilene Christian	0.498
Stolen Bases (293 ranked)	99	1	53	Texas Southern	163	Abilene Christian	53
Stolen Bases Per Game (293 ranked)	107	2	1.23	Texas Southern	3.98	SFA	1.30
Strikeout-to-Walk Ratio (293 ranked)	84	4	2.27	Tennessee	4.56	Grand Canyon	3.26
Strikeouts Per Nine Innings (293 ranked)	20	1	10.4	Florida St.	12.0	Abilene Christian	10.4
Triple Plays (1 ranked)				Grambling Lafayette Western Mich.	1 1 1		
Triples (287 ranked)	121	7	9	Grambling	22	Sam Houston	20
Triples Per Game (293 ranked)	141	7	0.21	Dartmouth	0.54	Sam Houston	0.47
WHIP (293 ranked)	180	6	1.61	Tennessee	0.91	Grand Canyon	1.32
WL Pct (293 ranked)	128	5	0.535	Tennessee	0.909	Grand Canyon	0.667
Walks Allowed Per Nine Innings (293 ranked)	174	8	4.59	Oregon St.	2.35	Grand Canyon	3.05

2022 ACU INDIVIDUAL RANKINGS

Statistic	Player	National Rank	Conference Rank	Value	National Leader	Value	Conference Leader	Value
Base on Balls (147 ranked)	Grayson Tatrow Mitchell Dickson	34 147	1 5	37 29	Jace Jung, Texas Tech	52	Gavin Rork, Seattle U Grayson Tatrow, Abilene Christian	37 37
Base on Balls Per Game (148 ranked)	Grayson Tatrow	42	2	0.88	Sonny DiChiara, Auburn	1.22	Gavin Rork, Seattle U	0.97
Batting Average (250 ranked)	Colton Eager	191	10	0.352	Sonny DiChiara, Auburn	0.436	Carlos Contreras, Sam Houston	0.426
Complete Games (46 ranked)					Noah Covington, UMES	6	6 players tied	1
Doubles (118 ranked)	Colton Eager	46	2	16	Joey Walls, UNLV	23	Kevin Jimenez, New Mexico St.	18
Doubles Per Game (147 ranked)	Colton Eager Miller Ladusau	71 139	3 5	0.38 0.34	Joey Walls, UNLV	0.56	Kevin Jimenez, New Mexico St.	0.44
Earned Run Average (200 ranked)					Blake Morgan, Old Dominion	0.59	Adam Wheaton, Lamar University	2.83
Games Started (17 ranked)					Campbell Ellis, VCU	15	6 players tied	11
Hit Batters (143 ranked)					Damon Elarton , Ark.-Pine Bluff	28	Benny Emmons III, SFA	13
Hit By Pitch Per Game (149 ranked)	Miller Ladusau	86	1	0.31	Justin Janas, Illinois	0.63	Miller Ladusau, Abilene Christian	0.31
Hit by Pitch (123 ranked)	Miller Ladusau	123	4	11	Rhett Rosevear, Southeastern La.	26	Justin Wishkoski, Sam Houston	13
Hits (125 ranked)					Rylan CHARLES, UNLV	80	Carlos Contreras, Sam Houston	78
Hits Allowed Per Nine Innings (149 ranked)					Jackson Kelley, Mercer	4.03	Daniel Avitia, Grand Canyon	7.47
Hits Per Game (150 ranked)					Dom Toso, Richmond	1.91	Carlos Contreras, Sam Houston	1.81
Home Runs (110 ranked)	Grayson Tatrow	52	3	13	Kevin Parada, Georgia Tech	23	Logan Gallina, New Mexico St.	16
Home Runs Per Game (148 ranked)	Grayson Tatrow Hunter Gieser	68 148	4 6	0.31 0.26	Matt Coutney, Old Dominion	0.54	Logan Gallina, New Mexico St.	0.40
On Base Percentage (150 ranked)					Sonny DiChiara, Auburn	0.597	Clayton Chadwick, Sam Houston	0.490
Pitching Appearances (110 ranked)					Shawn Rapp, North Carolina	31	Ricky Gerik Jr., UTRGV	26
Runs (141 ranked)	Grayson Tatrow	35	2	51	Austin Kryszczuk, UNLV	65	Clayton Chadwick, Sam Houston	53
Runs Batted In (148 ranked)	Grayson Tatrow	55	3	48	Carlos Contreras, Sam Houston	76	Carlos Contreras, Sam Houston	76
Runs Batted In Per Game (150 ranked)	Grayson Tatrow	63	4	1.14	Carlos Contreras, Sam Houston	1.77	Carlos Contreras, Sam Houston	1.77
Runs Per Game (148 ranked)	Grayson Tatrow	35	2	1.21	Christian Knapczyk, Louisville	1.47	Clayton Chadwick, Sam Houston	1.23
Sacrifice Bunts (100 ranked)					Tilo Skole, The Citadel	16	Kyle Sherick, Seattle U Kelby Weyler, Lamar University	6 6
Sacrifice Bunts Per Game (146 ranked)					Tilo Skole, The Citadel	0.37	Kyle Sherick, Seattle U	0.16
Sacrifice Flies (102 ranked)					Anthony Herron Jr., New Orleans	9	Steven Moretto, Sacramento St.	8
Saves (476 ranked)	Tanner Riley Carter Sells Adam Byrd Max Huffing	272 476 476 476	9 12 12 12	2 1 1 1	Kyle Brennan, Belmont Will Brian, Eastern Ky.	13 13	Vince Reilly, Grand Canyon	10
Slugging Percentage (250 ranked)	Grayson Tatrow Colton Eager	109 199	5 10	0.646 0.605	Max Wagner, Clemson	0.916	Carlos Contreras, Sam Houston	0.754
Stolen Bases (146 ranked)					Johnathon Thomas, Texas Southern	45	Cameron Crawford, SFA	20
Stolen Bases Per Game (149 ranked)					Johnathon Thomas, Texas Southern	1.10	Cameron Crawford, SFA	0.54
Strikeout-to-Walk Ratio (149 ranked)					Nate Mitchell, Navy	15.50	Daniel Avitia, Grand Canyon	6.64
Strikeouts (150 ranked)					Parker Messick, Florida St.	116	Daniel Avitia, Grand Canyon	73
Strikeouts Per Nine Innings (150 ranked)					Parker Messick, Florida St.	15.06	Jesus Aldaz, UTRGV	11.06
Total Bases (150 ranked)	Grayson Tatrow Colton Eager	107 150	6 7	102 98	Kevin Parada, Georgia Tech	154	Carlos Contreras, Sam Houston	138
Toughest to Strike Out (150 ranked)	Mitchell Dickson	113	7	8.9	David Hogarth, William & Mary	34.8	Jacob Wilson, Grand Canyon	29.2
Triples (79 ranked)					Zach Cole, Ball St.	7	Carlos Contreras, Sam Houston	6
Triples Per Game (141 ranked)					Zach Cole, Ball St.	0.18	Carlos Contreras, Sam Houston	0.14
Victories (131 ranked)					Thomas Harrington, Campbell	9	Adam Wheaton, Lamar University	7
WHIP (150 ranked)					Drew Beam, Tennessee	0.70	Daniel Avitia, Grand Canyon	1.01
Walks Allowed Per Nine Innings (150 ranked)					Nate Mitchell, Navy	0.37	Daniel Avitia, Grand Canyon	1.58

2022 TEXAS TECH TEAM RANKINGS

Statistic	National Rank	Conference Rank	Value	National Leader	Value	Conference Leader	Value
Base on Balls (293 ranked)	2	1	273	Charlotte	289	Texas Tech	273
Batting Average (293 ranked)	36	3	0.299	UNLV	0.338	Texas	0.316
Double Plays (293 ranked)	225	9	21	New Mexico	50	Baylor	47
Double Plays Per Game (293 ranked)	268	9	0.45	New Mexico	1.16	Baylor	1.07
Doubles (293 ranked)	2	1	119	UNLV	127	Texas Tech	119
Doubles Per Game (293 ranked)	3	1	2.53	UNLV	2.82	Texas Tech	2.53
Earned Run Average (293 ranked)	105	5	5.06	Tennessee	2.20	Oklahoma St.	4.22
Fielding Percentage (293 ranked)	34	4	0.976	Oregon St.	0.988	Texas	0.984
Hit Batters (293 ranked)	250	8	37	Ark.-Pine Bluff	95	Kansas	62
Hit by Pitch (293 ranked)	54	1	63	Purdue	97	Texas Tech	63
Hits (293 ranked)	8	2	496	UNLV	577	Texas	515
Hits Allowed Per Nine Innings (293 ranked)	70	4	8.77	Tennessee	5.77	Oklahoma St.	7.74
Home Runs (293 ranked)	21	2	68	Tennessee	103	Texas	86
Home Runs Per Game (293 ranked)	35	3	1.45	Tennessee	2.34	Texas	1.83
On Base Percentage (293 ranked)	20	3	0.411	Texas Southern	0.433	Oklahoma	0.422
Runs (293 ranked)	2	1	423	UNLV	438	Texas Tech	423
Sacrifice Bunts (291 ranked)	256	8	7	Jackson St.	45	Texas	25
Sacrifice Flies (293 ranked)	5	1	30	UTSA	33	Texas Tech	30
Scoring (293 ranked)	11	1	9.0	UNLV	9.7	Texas Tech	9.0
Shutouts (131 ranked)	131	4	1	Vanderbilt	8	Texas	6
Slugging Percentage (293 ranked)	22	2	0.507	Tennessee	0.615	Texas	0.552
Stolen Bases (293 ranked)	236	9	27	Texas Southern	163	West Virginia	135
Stolen Bases Per Game (293 ranked)	260	9	0.57	Texas Southern	3.98	West Virginia	3.21
Strikeout-to-Walk Ratio (293 ranked)	36	2	2.66	Tennessee	4.56	Oklahoma St.	3.03
Strikeouts Per Nine Innings (293 ranked)	29	2	10.1	Florida St.	12.0	Oklahoma St.	11.1
Triple Plays (1 ranked)				Grambling Lafayette Western Mich.	1 1 1		
Triples (287 ranked)	85	2	11	Grambling	22	Kansas	14
Triples Per Game (293 ranked)	114	4	0.23	Dartmouth	0.54	Kansas	0.32
WHIP (293 ranked)	57	3	1.39	Tennessee	0.91	Oklahoma St.	1.27
WL Pct (293 ranked)	43	2	0.660	Tennessee	0.909	Oklahoma St.	0.705
Walks Allowed Per Nine Innings (293 ranked)	62	4	3.78	Oregon St.	2.35	Texas	3.43

2022 TEXAS TECH INDIVIDUAL RANKINGS

Statistic	Player	National Rank	Conference Rank	Value	National Leader	Value	Conference Leader	Value
Base on Balls (147 ranked)	Jace Jung Hudson White	1 79	1 6	52 32	Jace Jung, Texas Tech	52	Jace Jung, Texas Tech	52
Base on Balls Per Game (148 ranked)	Jace Jung	2	1	1.11	Sonny DiChiara, Auburn	1.22	Jace Jung, Texas Tech	1.11
Batting Average (250 ranked)	Jace Jung	70	5	0.375	Sonny DiChiara, Auburn	0.436	Ivan Melendez, Texas	0.411
Complete Games (46 ranked)	Brandon Birdsell Andrew Morris	46 46	2 2	1 1	Noah Covington, UMES	6	Daniel Hegarty, Kansas	2
Doubles (118 ranked)	Jace Jung Parker Kelly	34 74	3 7	17 15	Joey Walls, UNLV	23	Douglas Hodo, Texas	19
Doubles Per Game (147 ranked)	Jace Jung	103	5	0.36	Joey Walls, UNLV	0.56	Blake Robertson, Oklahoma	0.43
Earned Run Average (200 ranked)	Brandon Birdsell Andrew Morris	22 177	1 7	2.07 3.44	Blake Morgan, Old Dominion	0.59	Brandon Birdsell, Texas Tech	2.07
Games Started (17 ranked)	Brandon Birdsell	17	1	11	Campbell Ellis, VCU	15	11 players tied	11
Hit Batters (143 ranked)					Damon Elarton, Ark.-Pine Bluff	28	Jake Adams, Kansas Kobe Andrade, Baylor	10 10
Hit By Pitch Per Game (149 ranked)					Justin Janas, Illinois	0.63	Peyton Graham, Oklahoma	0.28
Hit by Pitch (123 ranked)	Easton Murrell	7	1	20	Rhett Rosevear, Southeastern La.	26	Easton Murrell, Texas Tech	20
Hits (125 ranked)	Jace Jung Kurt Wilson Cole Stilwell	53 87 125	4 5 8	63 61 59	Rylan CHARLES, UNLV	80	Murphy Stehly, Texas	73
Hits Allowed Per Nine Innings (149 ranked)	Brandon Birdsell Andrew Morris	38 101	1 5	6.20 7.16	Jackson Kelley, Mercer	4.03	Brandon Birdsell, Texas Tech	6.20
Hits Per Game (150 ranked)					Dom Toso, Richmond	1.91	Murphy Stehly, Texas	1.59
Home Runs (110 ranked)	Jace Jung Kurt Wilson	79 110	3 6	12 11	Kevin Parada, Georgia Tech	23	Ivan Melendez, Texas	22
Home Runs Per Game (148 ranked)					Matt Coutney, Old Dominion	0.54	Ivan Melendez, Texas	0.49
On Base Percentage (150 ranked)	Jace Jung	8	3	0.522	Sonny DiChiara, Auburn	0.597	Ivan Melendez, Texas	0.531
Pitching Appearances (110 ranked)	Derek Bridges	110	5	20	Shawn Rapp, North Carolina	31	Trevor Martin, Oklahoma St.	24
Runs (141 ranked)	Jace Jung Cole Stilwell Kurt Wilson	4 42 90	1 4 7	60 50 46	Austin Kryszczuk, UNLV	65	Jace Jung, Texas Tech	60
Runs Batted In (148 ranked)	Kurt Wilson Ty Coleman Jace Jung	10 42 42	2 3 3	58 49 49	Carlos Contreras, Sam Houston	76	Ivan Melendez, Texas	66
Runs Batted In Per Game (150 ranked)	Kurt Wilson Ty Coleman Jace Jung	37 44 132	2 3 5	1.23 1.20 1.04	Carlos Contreras, Sam Houston	1.77	Ivan Melendez, Texas	1.47
Runs Per Game (148 ranked)	Jace Jung Cole Stilwell	14 104	1 5	1.28 1.09	Christian Knapczyk, Louisville	1.47	Jace Jung, Texas Tech	1.28
Sacrifice Bunts (100 ranked)					Tilo Skole, The Citadel	16	Carlos Cardoza-Oquendo, Baylor	8
Sacrifice Bunts Per Game (146 ranked)					Tilo Skole, The Citadel	0.37	Carlos Cardoza-Oquendo, Baylor	0.19
Sacrifice Flies (102 ranked)	Cole Stilwell Dalton Porter Jace Jung	12 33 102	2 3 8	6 5 4	Anthony Herron Jr., New Orleans	9	Nick Goodwin, Kansas St.	7
Saves (476 ranked)	Trendan Parish Colin Clark Josh Sanders	60 476 476	3 16 16	6 1 1	Kyle Brennan, Belmont Will Brian, Eastern Ky.	13 13	River Ridings, TCU	10
Slugging Percentage (250 ranked)	Jace Jung Kurt Wilson	38 166	2 6	0.702 0.620	Max Wagner, Clemson	0.916	Ivan Melendez, Texas	0.893
Stolen Bases (146 ranked)					Johnathon Thomas, Texas Southern	45	Victor Scott, West Virginia	33
Stolen Bases Per Game (149 ranked)					Johnathon Thomas, Texas Southern	1.10	Victor Scott, West Virginia	0.79
Strikeout-to-Walk Ratio (149 ranked)	Brandon Birdsell	133	6	4.10	Nate Mitchell, Navy	15.50	Pete Hansen, Texas	6.83
Strikeouts (150 ranked)	Brandon Birdsell Andrew Morris	20 85	2 5	86 70	Parker Messick, Florida St.	116	Justin Campbell, Oklahoma St.	100
Strikeouts Per Nine Innings (150 ranked)	Brandon Birdsell	26	2	12.69	Parker Messick, Florida St.	15.06	Justin Campbell, Oklahoma St.	12.80
Total Bases (150 ranked)	Jace Jung Kurt Wilson	30 40	3 4	118 114	Kevin Parada, Georgia Tech	154	Ivan Melendez, Texas	150
Toughest to Strike Out (150 ranked)	Ty Coleman	60	1	10.6	David Hogarth, William & Mary	34.8	Ty Coleman, Texas Tech	10.6
Triples (79 ranked)	Kurt Wilson	36	2	4	Zach Cole, Ball St.	7	Jack Pineda, Baylor	5
Triples Per Game (141 ranked)	Kurt Wilson	92	3	0.09	Zach Cole, Ball St.	0.18	Jack Pineda, Baylor	0.11
Victories (131 ranked)	Brandon Birdsell Andrew Morris	14 54	1 3	7 6	Thomas Harrington, Campbell	9	Pete Hansen, Texas Brandon Birdsell, Texas Tech	7 7
WHIP (150 ranked)	Brandon Birdsell Andrew Morris	54 77	4 6	1.03 1.07	Drew Beam, Tennessee	0.70	Justin Campbell, Oklahoma St.	0.91
Walks Allowed Per Nine Innings (150 ranked)					Nate Mitchell, Navy	0.37	Pete Hansen, Texas	1.54