



ACU BASEBALL GAME NOTES

2021 SOUTHLAND CONFERENCE REGULAR SEASON CHAMPIONS

CONTACT: Zach Carlyle (zmc18a@acu.edu | 515-418-8015)

2022 SCHEDULE & RESULTS

FEBRUARY

18	NORTH DAKOTA STATE	W, 5-3
19	NORTH DAKOTA STATE (DH)	L, 7-4
19	NORTH DAKOTA STATE (DH)	L, 4-0
20	NORTH DAKOTA STATE	L, 10-7
27	MICHIGAN STATE (DH)	W, 10-1
27	MICHIGAN STATE (DH)	W, 12-4
28	MICHIGAN STATE	W, 10-2

MARCH

2	at UIW	L, 12-5
4	MARIST	W, 9-2
5	MARIST	W, 23-1
6	MARIST	W, 10-8
9	BAYLOR	L, 6-4
12	* at UTRGV (DH)	W, 3-1
12	* at UTRGV (DH)	L, 6-0
13	* at UTRGV	L, 12-6
15	at UT Arlington	L, 14-2
18	* SFA	W, 11-1 (8)
19	* SFA	W, 12-8
20	* SFA	W, 11-6
22	#19 TCU	L, 14-3 (7)
25	* TARLETON	L, 9-7
26	* TARLETON	L, 12-6
27	* TARLETON	W, 18-2 (7)
29	at #12 TCU	W, 6-2

APRIL

1	* at Lamar	W, 6-3
2	* at Lamar	L, 3-2
3	* at Lamar	W, 11-8
5	AIR FORCE	L, 9-4
6	AIR FORCE	L, 9-4
8	* SAM HOUSTON	L, 12-8
9	* SAM HOUSTON	L, 21-0 (7)
10	* SAM HOUSTON	L, 11-8
12	UT ARLINGTON	W, 15-5 (7)
14	at Fresno State	W, 7-2
15	at Fresno State	L, 9-8
16	at Fresno State	W, 6-3
22	* UTRGV	L, 6-4
23	* UTRGV (DH)	W, 12-2 (7)
23	* UTRGV (DH)	L, 7-5
26	at #9 Texas Tech	6:30 p.m.
29	* at SFA	6:30 p.m.
30	* at SFA	2 p.m.

MAY

1	* at SFA	1 p.m.
3	#9 TEXAS TECH	6:05 P.M.
6	* at Tarleton	6 p.m.
7	* at Tarleton	1 p.m.
8	* at Tarleton	1 p.m.
13	* LAMAR	6:05 P.M.
14	* LAMAR	3:05 P.M.
15	* LAMAR	1:05 P.M.
19	* at Sam Houston	6:30 p.m.
20	* at Sam Houston	6:30 p.m.
21	* at Sam Houston	1 p.m.

WAC TOURNAMENT (MESA, ARIZ.)

25-29 WAC Tournament

TBA

All time are Central
* Western Athletic Conference Game
Home games in **BOLD** | Neutral site

ON AIR

TV Big 12 Now on ESPN+

BROADCASTERS John Harris, Mike Gustafson

LIVE STREAM espn.com/watch

RADIO 102.7 FM The Bear

BROADCASTERS Andy Penney

LIVE STATS Stat Broadcast

APRIL 26 | at #9 TEXAS TECH | DAN LAW FIELD AT RIP GRIFFIN PARK | LUBBOCK, TEXAS



ABILENE CHRISTIAN WILDCATS

RECORD19-20 (8-10 Western Athletic)
RPI182
HEAD COACHRick McCarty
CAREER RECORD / YEARS88-75 / 4
RECORD AT ACU / YEARS88-75 / 4

PROBABLE PITCHERS

TUESDAY | ACU RHP Austin Glaze (0-0, 8.31 ERA) vs. Texas Tech LHP Jamie Hitt (1-0, 7.79 ERA)

SERIES BY THE NUMBERS

ACU	OFFENSE	TTU
.293	Batting Average	.301
.398	On-Base Percentage	.414
.490	Slugging Percentage	.512
80	Doubles	108
9	Triples	11
55	Home Runs	63
180	Walks	257
46-64	Stolen Bases-Attempts	26-28

ACU	PITCHING/DEFENSE	TTU
5.75	ERA	5.06
332.0	Innings Pitched	377.1
0	Complete Games	2
4	Saves	8
381/172	Strikeouts/Walks	422/152
.278	Opponent Batting Average	.251
29	Errors	39
.978	Fielding Pct	.975

ALL-TIME SERIES TTU leads, 7-0 | LAST MEETING TTU 7, ACU 2 (May 10, 2016)
IN ABILENE TTU leads, 2-0 | IN LUBBOCK TTU leads, 3-0 | NEUTRAL SITE TTU leads, 2-0 | POSTSEASON n/a

WILDCAT NOTES

WHERE THE WILDCATS STAND – ACU currently sits in fourth place in the WAC Southwest Division at 8-10. The Wildcats have 12 games left in conference play, including three games with first-place Sam Houston (13-5), second-place Lamar (11-7), fifth-place SFA (7-11), and sixth-place Tarleton (6-12). ACU and Tarleton meet for three games this weekend.

AN EYE ON THE STREAKS – Grayson Tatrow leads the way with a six-game hitting streak and a 31-game on-base streak. Colton Eager has reached safely in 25 consecutive games, while Hunter Gieser has a 14-game on-base streak, and Miller Ladusau has an 11-game streak.

MULTI-HIT GAMES – Eager leads the way with 15 multi-hit games, while Tatrow and Bash Randle have 12 each and Mitchell Dickson has 11.

MULTI-RBI GAMES – Tatrow has 13 multi-RBI games, while Eager has 12 games with more than one run driven in.

HUNTING DOWN PITCHING – Grad student Hunter Gieser went off in Friday's game at Fresno State. The first baseman tallied two hits, both long balls, his sixth and seventh of the year, and matched a career-high with five RBI.

TATROW'S WEEKEND – Tatrow hit .583 for the weekend against UTRGV, and slugged a ridiculous 1.167 in three games. Of his seven hits, four were doubles and one left

the park. The center fielder drove in five for the weekend to lead the 'Cats.

CERVANTES' WINNING OUTING – Senior pitcher Genner Cervantes got the win in game one of the doubleheader against UTRGV on Saturday. Cervantes pitched 6.0 great innings, allowing two earned on five hits with seven strikeouts. He now has 30 punchouts in the last five games.

TEAM RANKINGS THIS SEASON –

- Strikeouts Per Nine Innings - 10.4 (1st WAC, 23rd NCAA)
- Fielding Percentage - .978 (1st WAC, 27th NCAA)
- Home Runs - 55 (1st WAC, 38th NCAA)
- Slugging Percentage - .490 (1st WAC, 40th NCAA)
- Base on Balls - 180 (1st WAC, 88th NCAA)
- Stolen Bases - 46 (1st WAC, 90th NCAA)
- On Base Percentage - .398 (2nd WAC, 45th NCAA)
- Runs - 284 (2nd WAC, 52nd NCAA)
- Hit by Pitch - 59 (2nd WAC, 56th NCAA)
- Doubles - 80 (2nd WAC, 57th NCAA)
- Scoring - 7.3 (2nd WAC, 64th NCAA)
- Batting Average - .293 (4th WAC, 54th NCAA)

INDIVIDUAL LEADERS –

- Colton Eager - 15 Doubles (1st WAC, 28th NCAA)
- Grayson Tatrow - 34 Base on Balls (1st WAC)
- Bryson Hill - .450 On Base Percentage (2nd WAC)
- Grayson Tatrow - 48 Runs (1st WAC)
- Colton Eager - 38 Runs Batted In (3rd WAC)

2022 WAC STANDINGS (AFTER GAMES ON 4/25)

SOUTHWEST DIVISION	CONF.	OVERALL	STREAK
Sam Houston	13-5	22-17	Won 3
Lamar	11-7	24-16	Won 1
UTRGV	9-9	23-16	Won 1
Abilene Christian	8-10	19-20	Lost 1
SFA	7-11	13-24	Lost 1
Tarleton	6-12	13-26	Lost 3
WEST DIVISION	WAC	O'ALL	STRK
Grand Canyon	15-3	27-14	Won 1
California Baptist	11-7	25-12	Won 2
Sacramento State	11-10	20-19	Lost 1
Dixie State	10-11	16-22	Won 1
Utah Valley	8-13	15-25	Lost 2
Seattle U	8-13	10-25	Lost 2
NM State	6-12	16-21	Won 2

QUICK FACTS

UNIVERSITY & ATHLETICS

SCHOOL..... Abilene Christian University
 CITY, STATE..... Abilene, TX
 FOUNDED 1906
 ENROLLMENT 5,390
 NICKNAME..... Wildcats
 SCHOOL COLORS Purple and White
 HOME FIELD (CAPACITY)..... Crutcher Scott Field (4,000)
 HOME FIELD OPENED 1991
 SURFACE..... FieldTurf
 DIMENSIONS..... Lines - 334' | Alleys - 380' | Center - 400'
 AFFILIATION..... NCAA Division I
 CONFERENCE..... Western Athletic
 PRESIDENT..... Dr. Phil Schubert
 VP FOR ATHLETICS..... Zack Lassiter
 ATHLETIC DEPT. PHONE (800) 766-0228
 TICKET OFFICE PHONE (325) 674-2287

BASEBALL HISTORY

FIRST YEAR OF BASEBALL 1955
 ALL-TIME RECORD 1,251-1,115-2
 ALL-TIME DIVISION I RECORD..... 173-262
 ALL-TIME DIVISION II RECORD..... 1,078-852-2
 DI SOUTHLAND CONFERENCE RECORD..... 69-138
 DI WESTERN ATHLETIC CONFERENCE RECORD 8-10
 SOUTHLAND CHAMPIONSHIPS 1
 (2021)
 LONE STAR CHAMPIONSHIPS 8
 (1993, 1996, 2000, 2001, 2002, 2008, 2009, 2010)
 NCAA DIVISION II REGIONAL TOURNAMENTS 10
 (1996, 2000, 2001, 2002, 2003, 2005, 2006, 2008, 2009, 2010)
 NCAA DIVISION II REGIONAL CHAMPIONSHIPS..... 1
 (2003)
 NCAA DIVISION II COLLEGE WORLD SERIES..... 1
 (2003)

COACHES & SUPPORT STAFF

HEAD COACH..... Rick McCarty
 ALMA MATER, YEAR..... Murray State, 2003
 RECORD AT ACU (YEARS)..... 88-75 (4)
 CAREER RECORD (YEARS)..... 88-75 (4)
 BASEBALL OFFICE PHONE..... (325) 674-6934
 ASSISTANT COACH..... Craig Parry
 ALMA MATER, YEAR..... South Dakota State, 2010
 ASSISTANT COACH..... Blaze Lambert
 ALMA MATER, YEAR..... Palm Beach Atlantic, 2007
 ASSISTANT COACH..... Trevin Sonnier
 ALMA MATER, YEAR..... Dallas Baptist, 2015
 DIRECTOR OF PLAYER DEVELOPMENT..... Luke Marbach
 DIR. OF DATA ANALYTICS & PERFORMANCE ... Kyle Carter

2022 PREVIEW

2021 RECORD 36-21
 2021 SOUTHLAND CONFERENCE RECORD..... 25-13
 POSITION STARTERS RETURNING/LOST 9/0
 PITCHERS RETURNING/LOST 12/6
 LETTERMEN RETURNING/LOST 26/7
 NEWCOMERS..... 14

OTHER MEDIA INFORMATION

WEBSITE..... ACUSports.com
 BASEBALL TWITTER..... @ACU_Baseball
 BASEBALL INSTAGRAM..... @acu_baseball
 HASHTAG..... #ATO | #GoWildcats

MISCELLANEOUS STATISTICS

HITTING STREAKS

	LONGEST	CURRENT
Eager, Colton	11	1
Gieser, Hunter	10	-
Dickson, Mitchell	10	-
Tweedt, Tanner	9	4
Ladusau, Miller	9	2
Tatrow, Grayson	6	6
Randle, Bash	4	-
Hill, Bryson	4	2
Cruz, Tommy	4	2
Hammit, Brett	4	2
Cazarin, Alexei	4	2
Staeheley, Aaron	4	-
Bender, Riley	2	-
Byrd, Adam	1	1
Riggs, Julio	1	-
Nielsen, Jack	1	-

MULTIPLE-HIT GAMES

	2	3	4	5+	TOTAL
Eager, Colton	9	5	1	-	12
Tatrow, Grayson	8	3	1	-	12
Randle, Bash	9	3	-	-	12
Dickson, Mitchell	6	4	1	-	11
Ladusau, Miller	5	4	-	-	9
Tweedt, Tanner	6	2	-	1	9
Cruz, Tommy	7	-	-	-	7
Hill, Bryson	3	1	1	-	5
Gieser, Hunter	5	-	-	-	5
Hammit, Brett	4	-	-	-	4
Staeheley, Aaron	3	-	-	-	3
Cazarin, Alexei	2	-	-	-	2
Bender, Riley	-	1	-	-	1
TOTALS	67	23	4	1	95

REACHED-BASE STREAKS

	LONGEST	CURRENT
Tatrow, Grayson	31	31
Eager, Colton	25	25
Dickson, Mitchell	17	3
Gieser, Hunter	14	14
Randle, Bash	12	-
Ladusau, Miller	12	12
Tweedt, Tanner	10	8
Hill, Bryson	9	2
Hammit, Brett	8	3
Staeheley, Aaron	6	-
Cruz, Tommy	4	3
Cazarin, Alexei	4	2
Bender, Riley	2	-
Riggs, Julio	1	-
Byrd, Adam	1	1
Nielsen, Jack	1	-

MULTIPLE-RBI GAMES

	2	3	4	5+	TOTAL
Tatrow, Grayson	10	1	1	1	13
Eager, Colton	7	3	1	1	12
Hammit, Brett	9	-	-	-	9
Gieser, Hunter	5	1	1	1	8
Hill, Bryson	6	-	1	-	7
Randle, Bash	4	1	-	1	6
Tweedt, Tanner	3	1	-	2	6
Ladusau, Miller	5	-	-	-	5
Staeheley, Aaron	5	-	-	-	5
Cruz, Tommy	3	1	-	-	4
Cazarin, Alexei	2	-	-	-	2
Dickson, Mitchell	1	-	1	-	2
TOTALS	60	8	5	6	79

ACU BY THE NUMBERS

	LAST HR	OFF	MOST HITS, GAME	MOST RBI, GAME
Cazarin	3/5/22 vs. MAR	Cand	2, 2x-last 4/23/22 vs. UTRGV	2, 2x-last 3/5/22 vs. MAR
Cruz	3/5/22 vs. MAR	Wren	2, 7x-last 3/26/22 vs. TAR	3, 3/19/22 vs. SFA
Dickson	4/8/22 vs. SHSU	Beard	4, 4/8/22 vs. SHSU	4, 3/18/22 vs. SFA
Eager	4/23/22 vs. UTRGV	Aldaz	4, 3/2/22 at UIW	5, 2/27/22 vs. MSU
Gieser	4/15/22 at FSU	Bergman	2, 5x-last 4/15/22 at FSU	5, 4/15/22 at FSU
Hammit	4/23/22 vs. UTRGV	Davis	2, 4x-last 4/23/22 vs. UTRGV	2, 9x-last 4/23/22 vs. RGV
Hill	4/23/22 vs. UTRGV	Ariza	4, 3/20/22 vs. SFA	4, 4/23/22 vs. UTRGV
Ladusau	2/28/22 vs. MSU	Szczepaniak	3, 4x-last 4/5/22 vs. AFA	2, 5x-last 3/27/22 vs. TAR
Randle	4/14/22 at FSU	Statzer	3, 3x-last 4/12/22 vs. UTA	5, 4/12/22 vs. UTA
Staeheley	3/5/22 vs. MAR	Sabbe	2, 3x-lat 4/15/22 at FSU	2, 5x-last 4/14/22 at FSU
Tatrow	4/23/22 vs. UTRGV	Ariza	4, 3/5/22 vs. MAR	6, 3/5/22 vs. MAR
Tweedt	4/6/22 vs. AFA	Stohr	5, 3/5/22 vs. MAR	5, 2x-last 3/5/22 vs. MAR

2022 W-L BY POSITION									
	C	1B	2B	SS	3B	LF	CF	RF	DH
Bender					1-1				
Cazarin			1-1	2-1	2-2				
Cruz		2-3						5-5	
Dickson	10-12		2-3					7-5	
Eager							19-20		
Gieser		17-15							0-1
Hammit			15-15						
Hill					16-17				
Ladusau						16-16			
Randle				17-19					
Riggs			1-1						
Staeheley						3-4		4-4	
Tatrow							19-20		
Tweedt	9-8	0-2							3-5

2022 W-L BY BATTING ORDER									
	1	2	3	4	5	6	7	8	9
Bender								1-0	0-1
Cazarin								0-3	5-1
Cruz				7-8					
Dickson	19-20								
Eager			19-19	0-1					
Gieser			2-3		5-2	1-0	1-2	4-6	4-3
Hammit							6-8	9-7	
Hill					0-1	4-5	4-2	4-3	4-6
Ladusau					6-9	10-7			
Randle		3-1		4-4	8-8	0-3			2-3
Riggs									1-1
Staeheley						2-1	2-2		3-5
Strandt									
Tatrow		16-19					3-1		
Tweedt			0-1	6-4		2-4	3-5	1-1	

2022 RUNS SCORED BY INNING											
	1	2	3	4	5	6	7	8	9	10+	Total
ACU	49	33	38	33	28	26	45	24	6	-	284
Opponents	40	44	20	28	28	44	10	28	15	-	257

2022 ACU BY THE NUMBERS		
Current Streak: 11	Ahead after 6/7/8: 15-1/15-2/15-0	Hit homer: 15-12
Current Record: 19-20	Behind after 6/7/8: 1-15/0-10/0-15	Hit multiple homers: 8-6
Home/Road/Neutral: 13-14/6-6/0-0	Tied after 6/7/8: 3-4/1-5/0-2	Score first: 12-8
Day/Night: 12-13/7-7	1-run games: 0-2	Score 6 or more: 17-7
WAC Record: 8-10	2-run games: 3-4	Score 5 or less: 2-13
Series W-L (home): 3-5	Extra innings: 0-0	Outhit opponents: 15-5
Series W-L (road): 2-1	Collect 10 or more hits: 13-8	Outhit by opponents: 2-14
vs. LH/RH starters: 2-4/17-16	Opp. 10 or more hits: 5-15	Hits are tied: 2-1

2022 MISCELLANEOUS	
2-Out RBI (100): Hammit (14), Tweedt (12), Hill (11), Eager (10), Gieser (10), Ladusau (9), Tatrow (8), Randle (7), Dickson (6), Cruz (5), Cazarin (4), Staeheley (3), Nielsen (1)	CI: 0 (Opp. 2)
Left On Base: 329 (Opp. 311)	IBB: 3 (Opp. 6)
DPs Turned: 23 (Opp. 24)	Pickoffs (5): Dickson (2), Cervantes (1), Eichelberger (1), Huffling (1)
	Passed Ball (9): Tweedt (5), Dickson (4)

2022 CATCHERS				
	PB	FLD%	CS-ATT.	CS%
Dickson	4	.987	7-33	83%
Tweedt	5	1.000	5-9	64%
Totals	9	.993	12-42	74%

2022 HOME RUNS					
	SOLO	2R	3R	SLAM	TOTAL
Tatrow	4	5	2	-	11
Gieser	2	3	2	-	7
Hammit	3	4	-	-	7
Eager	1	3	2	-	6
Hill	2	3	-	1	6
Randle	4	2	-	-	6
Tweedt	1	3	1	-	5
Dickson	3	-	-	-	3
Cazarin	1	-	-	-	1
Cruz	-	1	-	-	1
Ladusau	1	-	-	-	1
Staeheley	-	1	-	-	1
Totals	22	25	7	1	55



HEAD COACH RICK McCARTY 31

4th season at ACU | 4th season as head coach

ALMA MATER, YEAR Murray State, 2003

HIGHER EDUCATION, YEAR Delta State, 2005

Rick McCarty enters his fourth season in 2021-22 as the head coach at Abilene Christian University after being announced on June 12, 2018. McCarty came to ACU after spending 16 years as an assistant coach. Throughout those seasons, the programs he has been with have won 40 or more games 10 different times. As an assistant, McCarty tallied 618 wins, for an average of 38 wins per year. He has seen programs participate in nine regional tournaments and two College World Series.

McCarty is just the fourth head baseball coach at ACU since the university re-instated the program in 1991, following Bill Gilbreth, Jimmy Shankle and Bonneau, who resigned May 19, 2018 after 22 seasons as the head coach. McCarty takes over a program that in 2021 will be in its eighth season of NCAA Division I play and fourth season of full eligibility for Southland Conference and NCAA postseason play.

In his first season with the Wildcats, McCarty and his staff improved the win total from 21 to 26, but most importantly, more than doubled the Southland Conference win total from five to 13. ACU ended its season on an incredibly high note, sweeping the Nicholls Colonels at The Crutch in a three-game series to eliminate their visitors from the league tournament. ACU finished a game back of eighth place, the requirement to get to Sugar Land for the conference tournament.

McCarty coached another Major League Baseball draft pick in Luis Treviño, who was named the Southland Conference Player of the Year, after a historic season. The ACU catcher was drafted in the 40th round by the Tampa Bay Rays after earning Collegiate Baseball Newspaper Second Team All-America, ABCA/Rawlings Second Team All-America, and NCBWA Third Team All-America honors. Treviño was named to the ABCA/Rawlings First Team Division I All-Midwest Region, and earned First Team All-Southland honors as well. McCarty also coached senior Dalon Farkas, who was named Second Team All-SLC as an outfielder, and made the All-Academic squad as well. Joining those two on the all-conference list were pitchers Brennan Lewis (honorable mention) and Spencer Chirpich (honorable mention). McCarty's staff set the tone for an exciting future of ACU Baseball.

Year two was an unusual one, as was the case around the country. ACU played just 15 games, going 7-8, ending the season with a loss to the Texas Longhorns in Austin. ACU did not get to play past that due to the COVID-19 situation that closed down the entire spring season across the nation.

The program made an all-time re-build come to life in the spring of 2021. It might just be the quickest turnaround in all of college baseball. ACU won five Southland Conference games in the spring of 2018, and just a few months later they brought in McCarty. The change was eminent, and the results came quickly. And it all came together in the spring of 2021 with the first-ever Southland Conference championship, a school-record 36 wins, and one of the great offenses in Wildcat history. ACU baseball arrived on the landscape of Division I college baseball this spring, and it plans to stay there awhile.

The strength of the 'Cats during the 2021 season was the offense, but in key moments the pitching was outstanding as well. It all came together during a historic 11-game winning streak that catapulted ACU to the top of the Southland Conference standings. Then the thought turned from just making the conference tournament to maybe winning a league title. ACU won 17 of its last 21 games to close out the season, and when the season ended, ACU had the Southland Hitter of the Year (Colton Eager), the Southland Newcomer of the Year (Grayson Tatrow), and the head man himself won the league's Coach of the Year honor.

ACU went 2-2 at the Southland Conference Tournament, appearing in the post-season at the Division I level for the first time. The 'Cats beat Lamar and Texas A&M-Corpus Christi to advance to the semifinals before falling to Sam Houston to end their season. It was a season that included seven all-conference players as well, including three on the first team (Mitchell Dickson, Colton Eager, Bash Randle), one on the second team (Grayson Tatrow), and two on the third team (Tommy Cruz, Brett Hammit). Hunter Gieser and Brett Hammit were each named to the All-Tournament Team as well. Dickson and Eager earned all-academic first team honors too, and Gieser and Miller Ladusau were named to the second team all-academic.

PLAYING CAREER

2000-01	John A. Logan College (Illinois)
2002-03	Murray State

COACHING CAREER

2004-05	Delta State	Grad Asst. Coach
2005-08	Delta State	Assistant Coach
2009-10	Southeast Missouri State	Assistant Coach
2011-14	Campbell	Assistant Coach
2015	Louisiana Tech	Assistant Coach
2016-18	Dallas Baptist	Assistant Coach
2019-Present	Abilene Christian	Head Coach

YEAR-BY-YEAR COACHING RECORD

Yr.	School	Record	Conf.	Postseason
2019	Abilene Christian	26-26	13-17	N/A
2020	Abilene Christian	7-8	1-2	N/A*
2021	Abilene Christian	36-21	25-13	SLC Tourney
2022	Abilene Christian	19-20	8-10	
Total	4 Seasons	88-75	47-42	

* Season cancelled due to COVID-19

COACHING STAFF



25 CRAIG PARRY
Assistant Coach
4th Season
South Dakota State, 2010



33 BLAZE LAMBERT
Assistant Coach
4th Season
Palm Beach Atlantic, 2007



26 TREVIN SONNIER
Assistant Coach
1st Season
Dallas Baptist, 2015



LUKE MARBACH
Director of Player Development
1st Season
Texas A&M-Corpus Christi, 2021



KYLE CARTER
Director of Data Analytics & Performance
1st Season
Pfeiffer, 2020

ACU set plenty of records in 2021, including 36 wins, 25 Southland wins, and 11-game winning streak, a 3.45 fall GPA, a 3.36 cumulative GPA, 473 strikeouts, seven all-conference players, and a 104 final RPI.

A 2003 graduate of Murray State (B.S. Health and Physical Education), McCarty began his distinguished coaching career with the Racers before joining the 2004 Delta State staff as a graduate assistant pitching coach. He was met with immediate success in this role as the Statesmen (54-11) won the NCAA D2 National Championship over Grand Valley State and set a program record for wins.

McCarty went on to earn his Master's in Education from Delta State in 2005, and again was part of a 50-win team that qualified for the Division II College World Series. The Statesmen averaged 47 wins per year and compiled a record of 236-65 during his time in Cleveland.

After Delta State, McCarty moved to Southeast Missouri State University. His two seasons (2009-10) in Cape Girardeau, Mo., were followed by a four-year revitalization of the Campbell program (2011-14), a one-year stay at Louisiana Tech (2015), and three NCAA postseason campaigns at Dallas Baptist (2016-18).

Under McCarty's guidance, the 2018 Patriots once again were at or near the top of the Missouri Valley Conference rankings in several pitching categories. Led by Collegiate Baseball Third Team All-America and MVC Pitcher of the Year Trevor Conn, DBU ranked first in strikeout-to-walk ratio (2.49) and walks allowed per nine innings (3.64), was second in WHIP (1.39) and third in ERA (4.53) and hits allowed per nine innings (8.87). The team's K-to-BB ratio also was 42nd among all 297 D1 schools.

Conn (8-2, 3.15 ERA, 57K) additionally was one of four Patriot pitchers to make an all-conference team. He and relief pitcher Kragen Kechely (7-1, 3.76, 53K) each were tabbed to the first team, while second team honors were awarded to freshman Luke Eldred (7-3, 3.28 ERA, 43K) and Jarod Bayless (3-3, 3.12, 71K, 4SV).

Eldred later was named to Collegiate Baseball's Freshman All-America Team, and 2018 Missouri Valley Conference First Team nods went to Bayless and Kechely.

Over a three-year span as the DBU pitching coach, McCarty has helped produce eight pitchers selected in the Major League Baseball Draft, including a pair of top 10 round selections in 2017 in Seth Elledge (4th round - Seattle Mariners) and Dalton Higgins (7th round - New York Yankees). Gavin Fritz was also taken in the 2017 MLB Draft when the Miami Marlins selected him in the 16th round.

In 2018, DBU had three pitchers drafted, including junior left-hander Kody Funderburk (15th round - Minnesota Twins), senior RHP Sean Boyle (25th round - New York Yankees) and junior RHP Parker Towns (37th round - Seattle Mariners).

DBU's Colin Poche and Darick Hall were each selected in the 14th round of the 2016 Major League Draft, as Poche was signed by the Arizona Diamondbacks and Hall went to the Philadelphia Phillies. Senior left-hander Sean Stutzman also signed a professional contract as a free agent with the Houston Astros in 2016. Colin Poche made his Major League debut for the Tampa Bay Rays in June 2019.

A native of Campbellsville, Ky., McCarty is known for his recruiting and player development. He has had a player reach the big leagues at each of his coaching stops. During his coaching stints at DBU, Louisiana Tech, Campbell, Southeast Missouri State, and Delta State, McCarty helped recruit/develop seven pitchers who made the major leagues: Campbell's Matt Marksberry (Atlanta Braves), Jake Smith (San Diego Padres), and Ryan Thompson (Tampa Bay Rays), Southeast Missouri State's Shae Simmons (Atlanta Braves, Seattle Mariners), Delta State's Brent Leach (Los Angeles Dodgers), Louisiana Tech's Phil Maton (San Diego Padres) and Phil Diehl (Colorado Rockies), and DBU's Colin Poche (Tampa Bay Rays) and Seth Elledge (St. Louis Cardinals).



While at Campbell, McCarty recruited and coached the first Big South Pitcher of the Year in school history in Ryan Thompson. In 2013, Thompson's school record 0.88 ERA ranked tops in the nation and also established a new single-season record in the Big South Conference. Thompson went on to become the school's first All-American pitcher, as he broke the school's single-season saves record in both 2013 and 2014. The Houston Astros drafted Thompson in the 23rd round following the 2014 season. Four pitchers were drafted in McCarty's four years in Buies Creek, two of which have already made their Major League debuts. McCarty recruited all four of Campbell's All-Americans plus three academic All-Americans. He also coached 17 All-Big South Conference performers, including a school record nine All-Conference selections in 2013. While on staff at Campbell, the Fighting Camels won 40+ games in three straight seasons, including a school-record 49 victories in 2013.

On the diamond, McCarty starred as a pitcher for two seasons as the closer for Murray State, where he notched eight saves in 2001, tying a single-season school record. Prior to his two years at Murray State, McCarty played at John A. Logan College in Carterville, Ill.

McCarty is married to the former Rayna Netherland of Campbellsville, Ky. They have three children: Mya, Myles and Mia.

2022 ACU ROSTER

NO.	NAME	HT.	WT.	CL.	POS.	B/T	HOMETOWN (HIGH SCHOOL / PREVIOUS SCHOOL)
0	Trevor Jackson	6-2	189	Sr.	RHP	R/R	Las Vegas, Nev. (Palo Verde HS / College of Southern Nevada)
1	Bash Randle	5-8	150	So.	INF	R/R	Rockwall, Texas (Rockwall HS)
2	Brett Hammit	6-3	209	So.	INF	R/R	Nixa, Mo. (Nixa HS / Jefferson College / Nebraska)
3	Mitchell Dickson	6-4	166	Jr.	C	R/R	Flower Mound, Texas (Marcus HS / Pepperdine)
4	Julio Riggs	5-8	162	So.	INF / OF	R/R	Boerne, Texas (Boerne HS / Paris College)
5	Riley Bender	6-3	174	Fr.	INF	R/R	Kingwood, Texas (Kingwood HS)
6	Alexei Cazarin	5-8	172	Sr.	INF	R/R	Frisco, Texas (Centennial HS / Fort Scott College)
7	Genner Cervantes	6-0	191	Sr.	RHP	R/R	Phoenix, Ariz. (Trevor Browne HS / South Mountain CC)
8	Colton Eager	6-1	201	Gr.	OF	L/L	North Richland Hills, Texas (Fort Worth Christian HS)
9	Hunter Gieser	6-3	227	Gr.	INF	R/R	Burleson, Texas (Southwest Christian HS / Weatherford College)
10	Bryson Hill	6-0	183	Jr.	INF	L/R	Fort Worth, Texas (Saginaw HS / Houston)
11	Tanner Riley	6-0	177	Sr.	RHP	R/R	Clyde, Texas (Clyde HS / Navarro College)
12	Miller Ladusau	6-3	211	So.	OF	L/R	Heath, Texas (Heath HS)
14	Austin Glaze	6-4	231	So.	RHP	R/R	Carthage, Texas (Colleyville Heritage HS)
15	Riley Bauman	6-0	172	So.	RHP	R/R	Rockwall, Texas (Rockwall HS / Navarro College)
16	Adam Stephenson	6-1	182	Jr.	LHP	L/L	Southlake, Texas (Southlake Carroll HS / Cowley College / Wichita State)
17	Breck Eichelberger	6-4	192	Jr.	RHP	R/R	Ivins, Utah (Snow Canyon HS / Salt Lake City CC)
18	Drake Boggan	6-1	159	So.	RHP	R/R	Lewisville, Texas (Hebron HS / Paris College)
19	Zach Smith	5-9	180	R-Jr.	RHP	R/R	Abilene, Texas (Wylie HS)
20	Ben Johnson	6-1	199	Fr.	RHP	R/R	Southlake, Texas (Nolan Catholic HS)
21	Tyler Morgan	6-0	199	So.	RHP	R/R	Flower Mound, Texas (Marcus HS)
22	Grayson Tatrow	6-4	219	Jr.	OF	L/R	Mansfield, Texas (Mansfield HS / Paris JC / Weatherford College)
23	Tommy Cruz	5-8	175	Sr.	OF	R/R	Guayama, Puerto Rico (Mountain View HS (Calif.) / Chandler-Gilbert CC)
24	Garrett Egli	6-4	213	Gr.	RHP	R/R	San Antonio, Texas (Smithson Valley HS / Sam Houston)
27	Sam Berberich	5-10	171	So.	RHP	R/R	Terrell, Texas (Wills Point HS / Seward College)
28	Cinoon Bak	6-0	190	Fr.	RHP	R/R	Seoul, Republic of Korea (Whimoon HS)
29	Carter Sells	6-2	193	Jr.	RHP	R/R	Brentwood, Tenn. (Ravenwood HS / Arkansas)
30	Thomas Brannon	5-9	206	So.	C	R/R	Angleton, Texas (Angleton HS)
32	Cal Strandt	5-9	176	So.	INF	L/R	Frisco, Texas (Wakeland HS)
34	Walker Piland	6-5	199	Fr.	RHP	R/R	Abilene, Texas (Wylie HS)
35	Mitch White	6-1	189	Jr.	RHP	R/R	Livonia, Mich. (Churchill HS / Lansing CC)
36	Bryce Jewell	5-9	165	Fr.	INF	R/R	Bullard, Texas (Bullard HS)
37	Adam Byrd	6-0	171	Fr.	OF / LHP	R/L	Mesquite, Texas (Poteet HS)
38	Bryson Gillmore	5-8	178	Fr.	C	R/R	Cleburne, Texas (Joshua HS)
39	Connor Carlton	6-1	245	Jr.	LHP	L/L	Abilene, Texas (Wylie HS / Odessa College)
40	Jack Nielsen	6-2	200	Fr.	INF	R/R	Southlake, Texas (Southlake Carroll HS)
41	Tanner Tweedt	6-0	192	Jr.	C	R/R	Red Bluff, Calif. (Red Bluff HS / Sac City CC)
42	Aaron Staehely	6-0	174	So.	OF	L/R	Sugar Grove, Ill. (Benet HS / Iowa Western CC)
44	Sam Grace	6-4	208	Jr.	RHP	R/R	St. Charles, Mo. (Francis Howell HS / Charlotte)
45	Max Huffling	6-9	249	So.	LHP	L/L	Edmond, Okla. (Deer Creek HS / Lamar CC)

ROSTER BREAKDOWN BY CLASS

Graduates (3): Eager, Egli, Gieser

Seniors (5): Cazarin, Cervantes, Cruz, Jackson, Riley

Juniors (11): Carlton, Dickson, Eichelberger, Grace, Hill,

Sells, Smith, Stephenson, Tatrow, Tweedt, White

Sophomores (13): Bauman, Berberich, Boggan,

Brannon, Glaze, Hammit, Huffling, Ladusau, Morgan,

Randle, Riggs, Strandt, Staehely

Freshman (8): Bak, Bender, Byrd, Gillmore, Jewell, Johnson, Nielsen, Piland

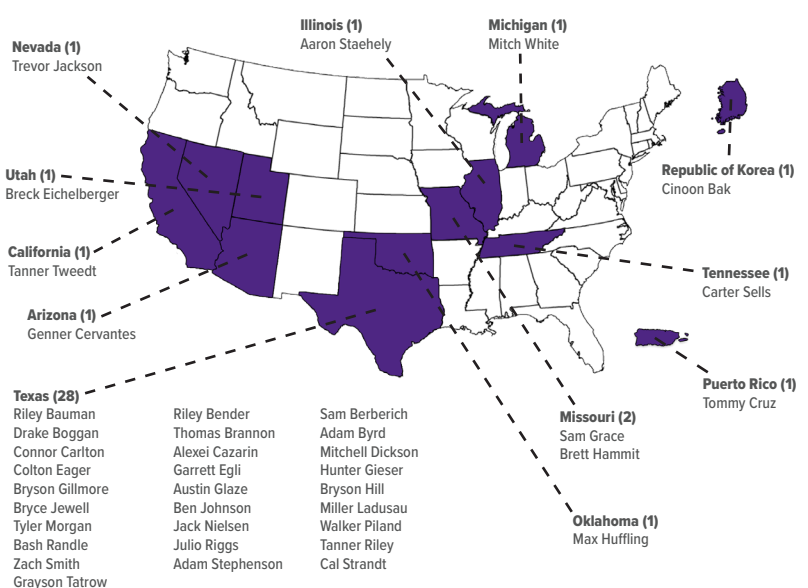
COACHING STAFF

31	Rick McCarty.....	Head Coach
25	Craig Parry.....	Assistant Coach
33	Blaze Lambert.....	Assistant Coach
26	Trevin Sonnier.....	Assistant Coach
	Luke Marbach.....	Director of Player Development
	Kyle Carter.....	Director of Data Analytics & Performance

PRONUNCIATION GUIDE

2	Brett Hammit	HAM-MIT
4	Julio Riggs	HOO-LEE-OH
6	Alexei Cazarin.....	Uh-lex-ee CAZ-uh-REEN
7	Genner Cervantes.....	Henner Ser-vahn-teez
8	Colton Eager	Colton Ee-ger
9	Hunter Gieser	Hunter GEE-zer
12	Miller Ladusau	Miller Lad-uh-saw
15	Riley Bauman.....	BAH-min
17	Breck Eichelberger	IKE-uhl-burger
18	Drake Boggan.....	BAW-gin (hard g)
22	Grayson Tatrow.....	Grayson TAY-trow
24	Garrett Egli.....	Egg-lee
27	Sam Berberich	Ber-ber-itch
28	Cinoon Bak.....	Sin-NOON Bawk
34	Walker Piland.....	Pie-land
37	Adam Byrd	Bird
41	Tanner Tweedt.....	Tweed (no t)
42	Aaron Staehely	Staley

WILDCATS BY STATE / COUNTRY



2022 ACU WILDCAT BASEBALL



0 TREVOR JACKSON
RHP R/R 6-2 189 Sr.
Las Vegas, Nev.




1 BASH RANDLE
INF R/R 5-8 150 So.
Rockwall, Texas



2 BRETT HAMMIT
INF R/R 6-3 209 So.
Nixa, Mo.




3 MITCHELL DICKSON
C R/R 6-4 166 Jr.
Flower Mound, Texas



4 JULIO RIGGS
OF R/R 5-8 162 So.
Boerne, Texas



5 RILEY BENDER
INF R/R 6-3 174 Fr.
Kingwood, Texas



6 ALEXEI CAZARIN
INF R/R 5-8 172 Sr.
Frisco, Texas




7 GENNER CERVANTES
RHP R/R 6-0 191 Sr.
Phoenix, Ariz.



8 COLTON EAGER
OF L/L 6-1 201 Gr.
N Richland Hills, Texas




9 HUNTER GIESER
INF R/R 6-3 227 Gr.
Burleson, Texas




10 BRYSON HILL
INF L/R 6-0 183 Jr.
Fort Worth, Texas



11 TANNER RILEY
RHP R/R 6-0 177 Sr.
Clyde, Texas



12 MILLER LADUSAU
OF L/R 6-3 211 So.
Heath, Texas



14 AUSTIN GLAZE
RHP R/R 6-4 231 So.
Carthage, Texas




15 RILEY BAUMAN
RHP R/R 6-0 172 So.
Rockwall, Texas



16 ADAM STEPHENSON
LHP L/L 6-1 182 Jr.
Southlake, Texas




17 BRECK EICHELBERGER
RHP R/R 6-4 192 Jr.
Ivins, Utah




18 DRAKE BOGGAN
RHP R/R 6-1 159 So.
Lewisville, Texas



19 ZACH SMITH
RHP R/R 5-9 180 R-Jr.
Abilene, Texas



20 BEN JOHNSON
RHP R/R 6-1 199 Fr.
Southlake, Texas




21 TYLER MORGAN
RHP R/R 6-0 199 So.
Flower Mound, Texas




22 GRAYSON TATROW
OF L/R 6-4 219 Jr.
Mansfield, Texas




23 TOMMY CRUZ
OF R/R 5-8 175 Sr.
Guayama, Puerto Rico



24 GARRETT EGLI
RHP R/R 6-4 213 Gr.
San Antonio, Texas



27 SAM BERBERICH
RHP R/L 5-10 171 So.
Terrell, Texas



28 CINOON BAK
RHP R/R 6-0 190 Fr.
Seoul, Republic of Korea



29 CARTER SELLS
RHP R/R 6-2 193 Jr.
Brentwood, Tenn.



30 THOMAS BRANNON
C R/R 5-9 206 So.
Angleton, Texas




32 CAL STRANDT
INF L/R 5-9 176 So.
Frisco, Texas



34 WALKER PILAND
RHP R/R 6-5 199 Fr.
Abilene, Texas




35 MITCH WHITE
RHP R/R 6-1 189 Jr.
Livonia, Mich.



36 BRYCE JEWELL
INF R/R 5-9 165 Fr.
Bullard, Texas



37 ADAM BYRD
LHP R/L 6-0 171 Fr.
Mesquite, Texas



38 BRYSON GILLMORE
C R/R 5-8 178 Fr.
Cleburne, Texas




39 CONNOR CARLTON
LHP L/L 6-1 245 Jr.
Abilene, Texas




40 JACK NIELSEN
INF R/R 6-2 200 Fr.
Southlake, Texas




41 TANNER TWEEDT
C R/R 6-0 192 Jr.
Red Bluff, Calif.



42 AARON STAEHELE
OF L/R 6-0 174 So.
Sugar Grove, Ill.



44 SAM GRACE
RHP R/R 6-4 208 Jr.
St. Charles, Mo.



45 MAX HUFFLING
LHP L/L 6-9 249 So.
Edmond, Okla.

PROBABLE STARTING PITCHER



RIGHT-HANDED PITCHER TYLER MORGAN 21

CLASS Sophomore **HOMETOWN** Flower Mound, Texas **HIGH SCHOOL** Marcus

2021 (Freshman)

Appeared in 17 games, making 11 starts... finished 3-3 with a 5.83 ERA in 71.0 innings pitched... struck out a team-high 69 batters and allowed an opponent batting average of .252.. had a WHIP of .152

2020 Appeared in four games out of the bullpen... did not have a decision with a 5.06 ERA... allowed six earned runs on seven hits... went 4.0 innings on two different outings, recorded four strikeouts vs. Youngstown State... struck out nine batters on the

season

HIGH SCHOOL Lettered in Baseball... 2018 Honorable mention... 2019 5-6A pitcher of the year

CAREER GAME-BY-GAME

Date	Opponent	W/L	IP	H	R	ER	BB	SO	2B	3B	HR	WP	BK	HBP	IBB	NP	SCORE	W	L	SV	G-ERA	S-ERA
2/15/20	Utah Valley	W	4.0	4	1	1	0	3	1	0	0	0	0	0	0	54	10-1	0	0	1	2.25	2.25
2/18/20	at TCU	L	1.0	4	4	3	1	2	0	1	0	0	0	0	0	40	4-14	0	0	0	27.00	7.20
2/28/20	Youngstown State	L	4.0	2	0	0	2	4	0	0	0	0	0	0	0	50	2-4	0	0	0	0.00	4.00
3/8/20	at Northwestern State	L	1.2	2	2	2	1	0	1	0	0	0	0	1	0	36	3-8	0	0	0	10.80	5.06
2/21/21	at Tarleton State	L	3.1	4	5	2	1	6	1	0	1	0	0	1	0	--	4-10	0	0	0	5.40	5.40
2/26/21	New Mexico State	W	3.0	0	2	2	3	6	0	0	0	1	0	0	0	50	8-7	0	0	0	6.00	5.68
3/2/21	at UT-Arlington	L	3.0	2	0	0	3	3	0	1	0	0	0	0	0	49	2-3	0	0	0	0.00	3.86
3/6/21	Arkansas State	W	3.0	3	1	1	2	3	1	0	0	0	0	0	0	55	6-5	0	0	0	3.00	3.65
3/12	at Central Arkansas	W	1.0	2	2	2	2	0	1	0	0	1	0	0	0	--	9-8	0	0	0	18.00	4.73
3/14/21	at Central Arkansas	L	3.1	2	1	0	1	4	1	0	0	0	0	0	0	--	8-9	0	1	0	0.00	3.78
3/19/21	Nicholls	L	5.0	2	0	0	0	5	0	0	0	1	0	0	0	60	6-7	0	0	0	0.00	2.91
3/26/21	at New Orleans	W	4.1	8	5	5	1	8	3	1	2	1	0	0	0	88	9-6	0	0	0	10.38	4.15
4/1/21	Northwestern State	L	7.0	4	2	2	2	6	1	0	0	0	0	2	0	107	2-8	0	0	0	2.57	3.82
4/9/21	at Southeastern Louisiana	W	4.2	7	5	5	4	4	2	0	1	2	0	0	0	94	13-9	0	0	0	9.64	4.54
4/16/21	at Texas	L	2.2	7	11	11	5	0	2	0	0	1	0	1	0	90	0-18	0	1	0	37.12	6.69
4/23/21	UIW	L	2.2	7	10	10	4	4	2	0	2	1	0	1	0	83	1-12	0	1	0	33.75	8.37
4/30/21	at Houston Baptist	W	4.0	1	2	2	2	5	0	0	0	2	0	1	0	73	5-2	0	0	0	4.50	8.04
5/7/21	Lamar	W	7.0	7	2	1	1	3	1	0	1	0	0	1	0	90	3-2	0	0	0	1.29	7.17
5/14/21	at Sam Houston	W	7.0	4	1	1	4	3	2	0	0	0	0	0	0	103	10-1	1	0	0	1.29	6.49
5/20/21	SFA	W	5.0	2	2	1	3	7	1	0	0	1	0	0	0	88	13-3	1	0	0	1.80	6.14
5/26/21	vs. Lamar	W	5.0	6	1	1	2	2	0	0	0	0	0	1	0	99	7-1	1	0	0	1.80	5.83
2/18/22	North Dakota State	W	3.2	4	3	3	3	6	1	0	1	1	0	0	0	79	5-3	0	0	0	7.36	7.36
2/27/22	Michigan State	W	4.0	5	1	1	0	4	1	0	0	0	0	0	0	55	10-1	1	0	0	2.25	4.70
3/4/22	Marist	W	5.0	6	2	2	1	7	2	0	0	1	0	0	0	84	9-2	1	0	0	3.60	4.26
3/12/22	at UTRGV	W	4.1	2	0	0	4	5	1	0	0	2	0	1	0	71	3-1	0	0	0	0.00	3.18
3/18/22	SFA	W	6.0	4	1	1	5	4	0	0	0	1	0	0	0	99	11-1	1	0	0	1.50	2.74
3/25/22	Tarleton	L	4.2	8	5	5	3	4	1	0	1	1	0	2	0	91	7-9	0	0	0	9.64	3.90
4/1/22	at Lamar	W	7.2	4	2	2	1	3	1	0	0	0	0	2	0	104	6-3	1	0	0	2.35	3.57
4/8/22	Sam Houston	L	4.0	9	10	8	1	5	2	0	4	0	0	0	0	82	8-12	0	1	0	18.00	5.03
4/15/22	at Fresno State	L	5.0	6	2	2	0	6	1	0	1	0	0	0	0	90	8-9	0	0	0	3.60	4.87
4/22/22	UTRGV	L	5.1	8	5	5	2	4	1	0	1	0	0	0	0	100	4-6	0	1	0	8.44	5.26

CAREER STATISTICS

Year	era	w-l	app	gs	cg	sho	sv	ip	h	r	er	bb	so	2b	3b	hr	bf	bavg	wp	hbp	bk	sfa	sha
2020	5.06	0-0	4	0	0	0/0	1	10.2	12	7	6	4	9	2	1	0	49	.286	0	1	0	2	0
2021	5.83	3-3	17	11	0	0/0	0	71.0	68	52	46	40	69	18	2	7	324	.252	11	8	0	2	4
2022	5.26	4-2	10	10	0	0/0	0	49.2	56	31	29	20	48	11	0	8	224	.289	6	5	0	2	3
TOTAL	5.55	7-5	31	21	0	0/0	1	131.1	136	90	81	64	126	31	3	15	597	.269	17	14	0	6	7

SINGLE GAME CAREER HIGHS

Innings pitched: 7.2, at Lamar University, Apr 1, 2022

Walks allowed: 5, at Texas, Apr 16, 2021; Stephen F. Austin, Mar 18, 2022

Strikeouts: 8, at New Orleans, Mar 26, 2021

Batters faced: 29, at Lamar University, Apr 1, 2022

Field chances: 3, Northwestern State, Apr 01, 2021

Putouts: 1, at Fresno State, Apr 15, 2022; North Dakota State, Feb 18, 2022; at UT Arlington, Mar 02, 2021

Assists: 3, Northwestern State, Apr 01, 2021

Runners CS: 1, 6 times

PROBABLE STARTING PITCHER



RIGHT-HANDED PITCHER

BRECK EICHELBERGER 17

CLASS Junior **HOMETOWN** Ivins, Utah **HIGH SCHOOL** Snow Canyon **PREV. SCHOOL** Salt Lake City CC

2021 (Sophomore - Salt Lake City CC) Did not play

2020 (Sophomore - Salt Lake City CC) Started 6 games on the mound... went 5-0 with 1.36 earned run average... struck out 34 batters in 33.0 innings

2019 (Freshman - Salt Lake City CC) Started in 22 of 26 games he played in... hit .485 with 5 doubles and 5 triples... drove in

26 runs and drew 13 walks

CAREER GAME-BY-GAME

Date	Opponent	W/L	IP	H	R	ER	BB	SO	2B	3B	HR	WP	BK	HBP	IBB	NP	SCORE	W	L	SV	G-ERA	S-ERA
2/19/22	North Dakota State	L	4.1	8	5	5	1	4	3	0	1	1	0	0	0	75	4-7	0	1	0	10.38	10.38
2/27/22	Michigan State	W	6.0	6	1	1	0	8	3	1	0	1	0	0	0	76	12-4	1	0	0	1.50	5.23
3/5/22	Marist	W	5.0	2	1	1	2	4	1	0	0	0	0	1	0	76	23-1	1	0	0	1.80	4.11
3/12/22	at UTRGV	L	6.1	5	2	2	2	2	2	0	0	0	0	1	1	91	0-6	0	1	0	2.84	3.74
3/19/22	SFA	W	5.0	3	7	3	4	5	1	0	1	0	0	1	0	87	12-8	0	0	0	5.40	4.05

CAREER STATISTICS

Year	era	w-l	app	gs	cg	sho	sv	ip	h	r	er	bb	so	2b	3b	hr	bf	bavg	wp	hbp	bk	sfa	sha
2022	4.05	2-2	5	5	0	0/0	0	26.2	24	16	12	9	23	10	1	2	115	.235	2	3	0	1	0
TOTAL	4.05	2-2	5	5	0	0/0	0	26.2	24	16	12	9	23	10	1	2	115	.235	2	3	0	1	0

SINGLE GAME CAREER HIGHS

Innings pitched: 6.1, at UT Rio Grande Valley, Mar 12, 2022

Walks allowed: 4, Stephen F. Austin, Mar 19, 2022

Strikeouts: 8, Michigan State, Feb 27, 2022

Batters faced: 27, at UT Rio Grande Valley, Mar 12, 2022

Field chances: 1, North Dakota State, Feb 19, 2022; Michigan State, Feb 27, 2022; Stephen F. Austin, Mar 19, 2022

Putouts: 1, Michigan State, Feb 27, 2022

Assists: 1, North Dakota State, Feb 19, 2022; Stephen F. Austin, Mar 19, 2022

Runners CS: 1, Marist, Mar 05, 2022

PROBABLE STARTING PITCHER



LEFT-HANDED PITCHER

ADAM STEPHENSON 16

CLASS Junior **HOMETOWN** Southlake, Texas **HIGH SCHOOL** Southlake Carroll **PREV. SCHOOL** Cowley College / Wichita State

2021 (Sophomore - ACU) Appeared in 15 games on the mound with 13 starts... went 1-4 with a 3.72 ERA, the second-lowest ERA on the team... struck out 58 batters, the second-most on the staff... allowed an opponent batting average of .249 in 72.2 innings pitched

2020 (Cowley College) Started seven games... went 4-0 with a 3.81 ERA... logged 42 strikeouts... tossed 28.1 innings... pitched a complete-game shutout against Highland CC, striking out 11 batters

2019 (Wichita State) Appeared in six games out of the bullpen... did not have a decision with an 11.57 ERA... allowed six earned runs on nine hits... tallied three scoreless outings... scored one run

HIGH SCHOOL Was a three-year letterwinner... named first team all-state, all-district and all-area honoree... hit .416 and went 8-2 on the mound with 12 saves as a senior... his team won the state title as a senior

ACU CAREER GAME-BY-GAME

Date	Opponent	W/L	IP	H	R	ER	BB	SO	2B	3B	HR	WP	BK	HBP	IBB	NP	SCORE	W	L	SV	G-ERA	S-ERA
2/21/21	at Tarleton State	L	3.0	6	3	3	2	2	2	0	0	0	0	0	0	--	4-10	0	1	0	9.00	9.00
2/28/21	New Mexico State	L	4.2	5	5	3	2	6	0	0	1	1	0	0	0	90	2-12	0	1	0	5.79	7.04
3/7/21	Arkansas State	W	4.1	4	0	0	5	3	0	0	0	0	0	0	0	89	9-4	0	0	0	0.00	4.50
3/13/21	at Central Arkansas	L	6.0	7	6	4	4	3	2	0	0	1	0	1	0	--	3-6	0	1	0	6.00	5.00
3/20/21	Nicholls	W	6.0	4	4	4	2	5	1	0	0	1	0	1	0	104	6-5	0	0	0	6.00	5.25
3/27/21	at New Orleans	L	4.1	5	3	3	3	5	1	0	0	1	0	0	0	85	4-8	0	0	0	6.23	5.40
4/2/21	Northwestern State	L	5.1	3	2	1	6	4	0	0	0	0	0	0	0	101	3-5	0	1	0	1.69	4.81
4/10/21	at Southeastern Louisiana	W	4.2	1	3	3	7	3	0	0	0	0	0	0	0	91	8-4	0	0	0	5.79	4.93
4/18/21	at Texas	L	2.2	1	1	1	2	1	0	0	1	0	0	0	0	54	1-11	0	0	0	3.37	4.83
4/24/21	UIW	W	6.0	6	0	0	2	8	0	0	0	1	0	0	0	103	8-3	0	0	0	0.00	4.21
4/30/21	at Houston Baptist	W	4.0	0	0	0	3	8	0	0	0	1	0	0	0	83	5-2	1	0	0	0.00	3.88
5/8/21	Lamar	W	5.2	6	5	2	3	2	4	0	0	0	0	0	0	87	10-5	0	0	0	3.18	3.81
5/15/21	at Sam Houston	L	5.0	6	2	2	3	6	0	0	0	1	0	0	0	103	4-5	0	0	0	3.60	3.79
5/21/21	SFA	W	5.2	8	3	3	2	6	0	0	0	0	0	0	0	91	6-4	0	0	0	4.76	3.88
5/27/21	vs. A&M-Corpus Christi	W	5.1	5	1	1	4	6	1	0	0	1	0	0	0	101	4-3	0	0	0	1.69	3.72
2/19/22	North Dakota State	L	3.1	4	2	2	4	9	0	0	0	0	0	1	0	84	0-4	0	1	0	5.40	5.40
2/28/22	Michigan State	W	4.0	6	2	2	3	1	1	0	0	0	0	0	0	60	10-2	0	0	0	4.50	4.91
3/6/22	Marist	W	1.0	3	5	5	1	0	1	0	0	0	0	1	0	26	10-8	0	0	0	45.00	9.72
3/13/22	at UTRGV	L	1.1	5	5	5	2	1	3	0	1	0	0	0	0	45	6-12	0	1	0	33.75	13.03
3/22/22	TCU	L	2.0	1	2	1	3	3	1	0	0	0	0	0	0	51	3-14	0	0	0	4.50	11.57
3/27/22	Tarleton	W	1.0	2	0	0	1	0	0	0	0	0	0	0	0	13	18-2	0	0	0	0.00	10.66
4/6/22	Air Force	L	4.0	0	0	0	2	5	0	0	0	0	0	0	0	61	4-9	0	0	0	0.00	8.10
4/10/22	Sam Houston	L	2.1	5	4	4	1	1	0	0	0	0	0	0	0	51	8-11	0	0	0	15.43	9.00
4/14/22	at Fresno State	W	6.2	5	2	2	1	8	0	0	2	0	0	0	0	94	7-2	1	0	0	2.70	7.36
4/23/22	UTRGV	L	5.1	8	2	2	3	6	2	0	0	0	0	0	0	96	5-7	0	0	0	3.38	6.68

CAREER STATISTICS

Year	era	w-l	app	gs	cg	sho	sv	ip	h	r	er	bb	so	2b	3b	hr	bf	bavg	wp	hbp	bk	sfa	sha
2021	3.72	1-4	15	13	0	0/0	0	72.2	67	38	30	50	68	11	0	2	330	.249	8	2	0	2	7
2022	6.68	1-2	10	7	0	0/0	0	31.0	39	24	23	21	34	8	0	3	149	.312	0	2	0	1	0
TOTAL	4.60	2-6	25	20	0	0/0	0	103.2	106	62	53	71	102	19	0	5	479	.269	8	4	0	3	7

SINGLE GAME CAREER HIGHS

Innings pitched: 6.2, at Fresno State, Apr 14, 2022
 Walks allowed: 7, at Southeastern, Apr 10, 2021
 Strikeouts: 9, North Dakota State, Feb 19, 2022
 Batters faced: 29, at CENTRAL ARKANSAS, Mar 13, 2021
 Field chances: 4, at CENTRAL ARKANSAS, Mar 13, 2021
 Putouts: 1, Sam Houston, Apr 10, 2022; UT Rio Grande Valley, Apr 23, 2022; Nicholls, Mar 20, 2021
 Assists: 4, at CENTRAL ARKANSAS, Mar 13, 2021
 Runners CS: 2 [t-4th], at Southeastern, Apr 10, 2021

PROBABLE STARTING PITCHER



RIGHT-HANDED PITCHER GENNER CERVANTES 7

CLASS Senior **HOMETOWN** Phoenix, Ariz. **HIGH SCHOOL** Trevor Browne **PREV. SCHOOL** South Mountain CC

2021 (Senior - ACU) Started all 15 games he appeared in... went 7-2 with 7.01 earned run average... struck out 49 batters in 69.1 innings

2020 (Junior - ACU) Appeared in three games, all out of the bullpen... did not have a decision, and tallied a 6.75 earned run average... struck out four batters in four innings pitched

2019 (Sophomore - South Mountain CC) Appeared in 12 games, making 10 starts... went 2-3 with a 3.19 earned run averaged, and logged one save... threw 48.0 innings, allowing 17 earned runs on 38 hits... struck out 52 batters and only walked 20, tallying 9.75 strikeouts per nine innings

2018 (Freshman - South Mountain CC) Appeared in 18 games, all out of the bullpen... went 3-1 with a 4.02 ERA... threw 31.1 innings, striking out 30 batters

High School Named first team all-conference... named team captain

CAREER GAME-BY-GAME

Date	Opponent	W/L	IP	H	R	ER	BB	SO	2B	3B	HR	WP	BK	HBP	IBB	NP	SCORE	W	L	SV	G-ERA	S-ERA
2/18/20	at TCU	L	1.0	2	2	2	0	1	1	0	1	0	0	0	0	24	4-14	0	0	0	18.00	18.00
2/29/20	Youngstown State	L	1.0	2	1	1	0	0	0	0	0	0	0	0	0	17	0-9	0	0	0	9.00	13.50
3/11/20	at Texas	L	2.0	1	0	0	0	3	0	0	0	0	0	1	0	32	1-9	0	0	0	0.00	6.75
2/20/21	Tarleton State	W	4.1	2	2	2	4	4	0	0	0	2	0	1	0	80	7-2	1	0	0	4.15	4.15
2/27/21	New Mexico State	W	4.2	5	5	1	2	5	0	0	0	1	0	1	0	94	15-9	0	0	0	1.93	3.00
3/6/21	Arkansas State	W	3.1	7	4	4	0	2	2	0	1	0	0	0	0	56	6-5	0	0	0	10.80	5.11
3/13/21	at Central Arkansas	W	5.2	6	4	4	0	2	1	0	0	1	1	2	0	--	5-4	1	0	0	6.35	5.50
3/20/21	Nicholls	W	7.0	5	1	1	0	4	1	0	0	1	0	1	0	98	4-1	1	0	0	1.29	4.32
3/27/21	at New Orleans	W	4.1	9	9	9	6	2	1	0	2	2	0	0	0	92	19-10	1	0	0	18.69	6.44
4/2/21	Northwestern State	W	7.0	3	0	0	1	3	0	0	0	0	0	0	0	76	11-0	1	0	0	0.00	5.20
4/10/21	at Southeastern Louisiana	L	4.0	5	7	6	5	3	0	0	2	1	0	0	0	84	3-8	0	1	0	13.50	6.02
4/17/21	at Texas	L	5.1	4	1	1	5	2	0	0	0	0	0	0	0	88	1-3	0	0	0	1.69	5.52
4/24/21	UIW	W	3.2	8	5	5	2	1	2	0	1	1	0	0	0	71	10-7	0	0	0	12.27	6.02
5/2/21	at Houston Baptist	W	3.2	6	5	5	2	5	4	0	0	1	0	0	0	64	8-6	0	0	0	12.27	6.45
5/8/21	Lamar	W	5.2	4	3	0	3	4	0	0	0	1	0	0	0	96	8-4	1	0	0	0.00	5.83
5/15/21	at Sam Houston	W	2.2	5	5	5	3	1	1	1	0	0	0	0	0	59	12-6	0	0	0	16.87	6.31
5/21/21	SFA	W	5.2	5	3	1	1	7	2	0	0	1	0	1	0	86	7-3	1	0	0	1.59	5.91
5/28/21	vs. Sam Houston	L	2.1	9	10	10	3	2	3	1	3	0	0	0	0	61	12-14	0	1	0	38.57	7.01
2/20/22	North Dakota State	L	2.0	4	4	3	3	5	1	0	0	1	0	0	0	58	7-10	0	0	0	13.50	13.50
2/27/22	Michigan State	W	2.0	1	0	0	0	3	0	0	0	0	0	0	0	25	10-1	0	0	0	0.00	6.75
3/2/22	at UIW	L	1.0	3	4	3	1	3	1	0	0	1	0	0	0	22	5-12	0	1	0	27.00	10.80
3/9/22	Baylor	L	3.0	3	1	1	3	4	1	0	0	1	0	0	0	71	4-6	0	0	0	3.00	7.88
3/15/22	at UT Arlington	L	1.0	4	4	4	1	1	1	1	0	3	0	0	0	33	2-14	0	1	0	36.00	11.00
3/27/22	Tarleton	W	4.0	2	2	1	3	8	0	0	0	2	0	1	0	85	18-2	1	0	0	2.25	8.31
4/2/22	at Lamar	L	4.0	6	1	1	1	8	0	2	0	1	0	1	0	86	2-3	0	0	0	2.25	6.88
4/9/22	Sam Houston	L	2.2	5	5	2	0	0	0	1	0	1	0	1	0	54	0-21	0	1	0	6.75	6.86
4/16/22	at Fresno State	W	6.1	4	1	1	2	7	1	0	0	2	0	0	0	100	6-3	1	0	0	1.42	5.54
4/23/22	UTRGV	W	6.0	5	2	2	1	7	0	0	1	0	0	0	0	86	12-2	1	0	0	3.00	5.06

CAREER STATISTICS

Year	era	w-l	app	gs	cq	sho	sv	ip	h	r	er	bb	so	2b	3b	hr	bf	bavg	wp	hbp	bk	sfa	sha
2020	6.75	0-0	3	0	0	0/0	0	4.0	5	3	3	0	4	1	0	1	18	.294	0	1	0	0	0
2021	7.01	7-2	15	15	2	1/0	0	69.1	83	64	54	37	47	17	2	9	330	.294	12	6	1	2	3
2022	5.06	3-3	10	8	0	0/0	0	32.0	37	24	18	15	46	5	4	1	150	.280	12	3	0	0	0
TOTAL	6.41	10-5	28	23	2	1/0	0	105.1	125	91	75	52	97	23	6	11	498	.290	24	10	1	2	3

SINGLE GAME CAREER HIGHS

Innings pitched: 7.0, Northwestern State, Apr 02, 2021; Nicholls, Mar 20, 2021

Walks allowed: 6, at New Orleans, Mar 27, 2021

Strikeouts: 8, at Lamar University, Apr 02, 2022; Tarleton, Mar 27, 2022

Batters faced: 27, Nicholls, Mar 20, 2021; at New Orleans, Mar 27, 2021

Field chances: 2, 4 times

Putouts: 2, Baylor, Mar 09, 2022

Assists: 2, Incarnate Word, Apr 24, 2021; Nicholls, Mar 20, 2021

Runners CS: 1, at Southeastern, Apr 10, 2021; New Mexico St., Feb 27, 2021

2022 OVERALL STATISTICS



2022 Abilene Christian Overall Statistics for Abilene Christian (as of Apr 23, 2022) (All games Sorted by Batting avg)



Record: 19-20 Home: 13-14 Away: 6-6 WAC: 8-10

Player	avg	gp-gs	ab	r	h	2b	3b	hr	rbi	tb	slg%	bb	hp	so	gdp	ob%	sf	sh	sb-att	po	a	e	fld%
8 Colton Eager	.347	39-39	150	32	52	15	2	6	38	89	.593	21	8	20	3	.448	2	0	7-8	69	3	1	.986
12 Miller Ladusau	.319	32-32	116	22	37	11	1	1	21	53	.457	13	10	27	3	.426	2	0	0-0	48	0	3	.941
41 Tanner Tweedt	.315	29-27	111	19	35	10	2	5	28	64	.577	10	3	33	1	.387	0	0	0-1	183	17	0	1.000
22 Grayson Tatrow	.308	39-39	146	48	45	12	0	11	37	90	.616	34	2	49	0	.445	0	1	10-12	76	0	0	1.000
3 Mitchell Dickson	.293	39-39	150	31	44	5	1	3	14	60	.400	26	5	18	3	.414	0	2	7-9	192	37	3	.987
10 Bryson Hill	.286	34-33	98	21	28	4	0	6	20	50	.510	22	8	30	1	.450	1	1	3-5	28	35	6	.913
1 Randle, Bash	.285	37-36	137	33	39	6	1	6	23	65	.474	17	4	33	5	.375	2	0	5-6	57	87	5	.966
9 Hunter Gieser	.255	35-33	110	19	28	4	0	7	27	53	.482	13	8	42	1	.366	3	0	1-2	231	13	0	1.000
2 Hammit, Brett	.223	34-30	103	25	23	6	0	7	26	50	.485	10	7	37	2	.333	0	0	3-4	32	67	2	.980

5 Riley Bender	.400	8-2	10	2	4	2	0	0	0	6	.600	0	0	5	1	.400	0	0	0-0	1	2	0	1.000
23 Tommy Cruz	.339	19-15	59	9	20	1	1	1	13	26	.441	9	2	7	2	.443	0	0	1-1	31	0	0	1.000
37 Adam Byrd	.333	3-0	3	1	1	0	0	0	0	1	.333	0	0	1	0	.333	0	0	0-0	1	3	1	.800
42 Aaron Staehely	.270	30-15	74	14	20	2	0	1	14	25	.338	5	2	15	1	.333	0	1	7-12	8	0	0	1.000
6 Alexei Cazarin	.262	26-9	42	6	11	2	1	1	7	18	.429	0	0	14	0	.262	0	1	1-3	5	16	0	1.000
40 Jack Nielsen	.167	5-0	6	1	1	0	0	0	1	1	.167	0	0	4	0	.167	0	0	0-0	7	0	0	1.000
4 Julio Riggs	.143	13-2	14	1	2	0	0	0	0	2	.143	0	0	3	0	.143	0	0	1-1	6	6	1	.923
36 Bryce Jewell	.000	3-0	4	0	0	0	0	0	0	0	.000	0	0	1	0	.000	0	0	0-0	0	0	0	.000
38 Bryson Gillmore	.000	3-0	0	0	0	0	0	0	0	0	.000	0	0	0	0	.000	0	0	0-0	6	0	0	1.000
Totals	.293	39	1333	284	390	80	9	55	269	653	.490	180	59	339	23	.398	10	6	46-64	996	316	29	.978
Opponents	.278	39	1312	257	365	77	10	32	224	558	.425	172	51	381	19	.381	8	21	42-54	977	290	41	.969

LOB - Team (329), Opp (311). DPs turned - Team (23), Opp (24). CI - Team (0), Opp (2). IBB - Team (3), Eager 2, Hill 1, Opp (6). Picked off - Tatrow 2, Tweedt 1, Gieser 1, Hill 1.

(All games Sorted by Earned run avg)

Player	era	w-l	app	gs	cg	sho	sv	ip	h	r	er	bb	so	2b	3b	hr	b/avg	wp	hp	bks	sfa	sha
21 Tyler Morgan	5.26	4-2	10	10	0	0/0	0	49.2	56	31	29	20	48	11	0	8	.289	6	5	0	2	3

29 Carter Sells	0.98	2-1	11	0	0	0/0	1	18.1	17	8	2	4	15	4	0	0	.233	1	3	0	0	0
11 Tanner Riley	2.74	2-3	13	1	0	0/0	2	23.0	26	10	7	8	34	5	0	2	.286	4	0	0	0	4
19 Zach Smith	3.38	0-0	5	0	0	0/0	0	5.1	7	10	2	4	3	1	0	0	.292	1	4	0	1	0
17 Breck Eichelberger	4.05	2-2	5	5	0	0/0	0	26.2	24	16	12	9	23	10	1	2	.235	2	3	0	1	0
45 Max Huffling	4.33	3-0	12	1	0	0/0	0	27.0	21	15	13	17	32	5	0	3	.219	3	2	0	1	2
7 Genner Cervantes	5.06	3-3	10	8	0	0/0	0	32.0	37	24	18	15	46	5	4	1	.280	12	3	0	0	0
44 Sam Grace	5.14	0-0	6	0	0	0/0	0	7.0	8	6	4	4	10	2	0	0	.276	3	3	0	0	1
0 Trevor Jackson	5.65	1-0	10	0	0	0/0	0	14.1	6	9	9	15	22	0	0	2	.133	4	4	0	0	2
27 Sam Berberich	6.30	0-0	13	1	0	0/0	0	20.0	25	15	14	6	14	7	0	2	.309	2	4	0	0	2
16 Adam Stephenson	6.68	1-2	10	7	0	0/0	0	31.0	39	24	23	21	34	8	0	3	.312	0	2	0	1	0
37 Adam Byrd	6.75	0-2	11	0	0	0/0	1	13.1	12	13	10	8	20	2	0	0	.250	4	7	0	0	3
39 Connor Carlton	7.88	1-0	14	1	0	0/0	0	16.0	19	14	14	8	25	3	1	0	.279	2	4	0	0	1
24 Garrett Egli	8.10	0-1	7	3	0	0/0	0	13.1	20	14	12	5	7	5	0	1	.345	2	2	0	0	0
14 Austin Glaze	8.31	0-0	4	1	0	0/0	0	4.1	4	4	4	3	7	1	0	1	.235	1	0	0	0	0
18 Drake Boggan	8.47	0-1	12	0	0	0/0	0	17.0	18	20	16	13	26	4	0	3	.277	4	4	0	2	2
35 Mitch White	11.05	0-0	8	0	0	0/0	0	7.1	15	9	9	6	9	2	3	0	.429	2	0	0	0	0
28 Cinoon Bak	12.00	0-0	3	0	0	0/0	0	3.0	5	4	4	1	4	1	1	2	.357	1	0	0	0	0
15 Riley Bauman	27.00	0-2	4	1	0	0/0	0	3.1	6	11	10	5	2	1	0	2	.400	1	1	0	0	1
Totals	5.75	19-19	39	39	0	0/0	4	332.0	365	257	212	172	381	77	10	32	.278	55	51	0	8	21
Opponents	6.85	19-19	39	39	0	3/3	9	325.2	390	284	248	180	339	80	9	55	.293	27	59	9	10	6

PB - Team (9), Tweedt 5, Dickson 4, Opp (8). Pickoffs - Team (5), Dickson 2, Eichelberger 1, Cervantes 1, Huffling 1, Opp (5).SBA/ATT - Dickson (33-40), Tweedt (9-14), Morgan (6-10), Huffling (6-7), Riley (6-6), Carlton (5-5), Sells (3-4), Byrd (3-4), Stephenson (3-4), White (2-3), Eichelberger (1-2), Egli (1-2), Berberich (1-2), Cervantes (2-2), Glaze (1-1), Boggan (1-1), Bauman (1-1).

2022 WESTERN ATHLETIC CONFERENCE STATISTICS



2022 Abilene Christian Conference statistics for Abilene Christian (as of Apr 23, 2022) (WAC games only Sorted by Batting avg)



Record: 8-10 Home: 5-7 Away: 3-3 WAC: 8-10

Player	avg	gp-gs	ab	r	h	2b	3b	hr	rbi	tb	slg%	bb	hp	so	gdp	ob%	sf	sh	sb-att	po	a	e	fld%
8 Colton Eager	.371	18-18	70	19	26	7	1	3	20	44	.629	10	5	11	3	.482	0	0	4-4	36	1	1	.974
22 Grayson Tatrow	.328	18-18	67	25	22	9	0	3	15	40	.597	18	1	18	0	.477	0	0	3-4	45	0	0	1.000
12 Miller Ladusau	.323	17-17	65	8	21	4	1	0	10	27	.415	6	3	10	3	.400	1	0	0-0	29	0	1	.967
3 Mitchell Dickson	.306	18-18	72	11	22	1	1	2	12	31	.431	11	2	7	2	.412	0	0	1-3	87	21	1	.991
10 Bryson Hill	.281	18-18	57	13	16	2	0	3	10	27	.474	11	2	18	1	.414	0	1	3-4	20	18	4	.905
41 Tanner Tweedt	.245	13-12	49	6	12	4	0	1	12	19	.388	4	1	13	1	.315	0	0	0-1	72	7	0	1.000
9 Hunter Gieser	.244	15-14	45	7	11	1	0	3	8	21	.467	4	2	16	1	.333	0	0	0-0	85	2	0	1.000
1 Randle, Bash	.226	16-15	62	11	14	1	0	1	7	18	.290	6	1	17	1	.300	1	0	2-3	27	46	1	.986
2 Hammit, Brett	.224	17-15	49	17	11	3	0	4	14	26	.531	4	5	17	1	.345	0	0	2-2	20	30	2	.962
23 Tommy Cruz	.323	8-8	31	5	10	1	1	0	6	13	.419	3	1	3	1	.400	0	0	0-0	26	0	0	1.000
6 Alexei Cazarin	.214	11-3	14	2	3	1	1	0	2	6	.429	0	0	5	0	.214	0	0	0-1	3	6	0	1.000
42 Aaron Staehely	.161	14-6	31	6	5	1	0	0	5	6	.194	1	1	8	0	.212	0	1	4-6	1	0	0	1.000
4 Julio Riggs	.000	2-0	1	0	0	0	0	0	0	0	.000	0	0	1	0	.000	0	0	0-0	0	0	0	.000
Totals	.282	18	613	130	173	35	5	20	121	278	.454	78	24	144	14	.384	2	2	19-28	456	149	15	.976
Opponents	.293	18	605	130	177	33	7	17	111	275	.455	82	28	153	10	.398	6	13	19-25	452	137	21	.966

LOB - Team (137), Opp (148). DPs turned - Team (12), Opp (14). IBB - Team (0), Opp (4). Picked off - Gieser 1, Hill 1, Tweedt 1.

(WAC games only Sorted by Earned run avg)

Player	era	w-l	app	gs	cg	sho	sv	ip	h	r	er	bb	so	2b	3b	hr	b/avg	wp	hp	bk	sfa	sha
21 Tyler Morgan	5.91	2-2	6	6	0	0/0	0	32.0	35	23	21	16	25	6	0	6	.282	4	5	0	2	2
29 Carter Sells	0.00	2-0	5	0	0	0/0	0	7.2	8	4	0	2	6	2	0	0	.242	1	1	0	0	0
27 Sam Berberich	2.70	0-0	7	0	0	0/0	0	13.1	12	5	4	0	8	4	0	1	.245	1	3	0	0	2
11 Tanner Riley	2.77	1-2	7	1	0	0/0	2	13.0	14	7	4	5	19	4	0	1	.286	1	0	0	0	3
7 Genner Cervantes	3.24	2-1	4	4	0	0/0	0	16.2	18	10	6	5	23	0	3	1	.277	4	3	0	0	0
17 Breck Eichelberger	3.97	0-1	2	2	0	0/0	0	11.1	8	9	5	6	7	3	0	1	.190	0	2	0	1	0
45 Max Huffling	4.91	1-0	6	0	0	0/0	0	14.2	11	10	8	10	17	1	0	2	.216	1	2	0	1	2
24 Garrett Egli	8.10	0-0	3	1	0	0/0	0	3.1	6	3	3	1	1	2	0	0	.400	1	0	0	0	0
19 Zach Smith	9.00	0-0	2	0	0	0/0	0	2.0	4	2	2	1	1	0	0	0	.400	1	2	0	0	0
0 Trevor Jackson	9.82	0-0	5	0	0	0/0	0	3.2	2	4	4	6	7	0	0	2	.167	3	1	0	0	1
16 Adam Stephenson	9.90	0-1	4	2	0	0/0	0	10.0	20	11	11	7	8	5	0	1	.426	0	0	0	0	0
18 Drake Boggan	10.29	0-0	6	0	0	0/0	0	7.0	7	12	8	7	9	2	0	1	.269	3	2	0	2	0
39 Connor Carlton	11.81	0-0	6	1	0	0/0	0	5.1	10	7	7	4	6	2	1	0	.385	2	3	0	0	0
14 Austin Glaze	12.00	0-0	3	1	0	0/0	0	3.0	3	4	4	3	5	0	0	1	.250	1	0	0	0	0
37 Adam Byrd	12.60	0-2	4	0	0	0/0	0	5.0	6	8	7	4	8	0	0	0	.316	3	4	0	0	3
44 Sam Grace	13.50	0-0	1	0	0	0/0	0	0.2	3	3	1	2	0	1	0	0	.500	0	0	0	0	0
35 Mitch White	21.60	0-0	3	0	0	0/0	0	3.1	10	8	8	3	3	1	3	0	.526	0	0	0	0	0
Totals	6.10	8-9	18	18	0	0/0	2	152.0	177	130	103	82	153	33	7	17	.293	26	28	0	6	13
Opponents	6.45	9-8	18	18	0	2/2	4	150.2	173	130	108	78	144	35	5	20	.282	13	24	6	2	2

PB - Team (6), Dickson 3, Tweedt 3, Opp (2). Pickoffs - Team (2), Dickson 1, Cervantes 1, Opp (3). SBA/ATT - Dickson (14-18), Tweedt (5-7), Morgan (2-5), Riley (4-4), Sells (3-4), Huffling (3-4), Carlton (3-3), Berberich (1-2), Egli (1-1), Glaze (1-1), Byrd (1-1).

HITTERS NOTES



INFIELDER

BASH RANDLE 1

CLASS Sophomore
HOMETOWN Rockwall, Texas
HIGH SCHOOL Rockwall
PREV. SCHOOL n/a

BATS
RIGHT

THROWS
RIGHT

HEIGHT
5'8"

WEIGHT
150

CAREER HIGHS

Hits: 3, UT Arlington, Apr 12, 2022; Stephen F. Austin, Mar 19, 2022; Tarleton, Mar 26, 2022
Doubles: 1, 6 times
Triples: 1 [t-2nd], Michigan State, Feb 27, 2022
Home runs: 1, 6 times
Total bases: 6, UT Arlington, Apr 12, 2022; Marist, Mar 05, 2022
RBI: 5, UT Arlington, Apr 12, 2022
Runs scored: 3, UT Arlington, Apr 12, 2022
Walks: 2, at Incarnate Word, Mar 02, 2022
Hit by pitch: 1, 4 times
Struck out: 4 [t-2nd], Sam Houston, Apr 08, 2022
Sac flies: 1, at Lamar University, Apr 03, 2022; at Fresno State, Apr 14, 2022
At bats: 5, 6 times
Stolen bases: 1, 5 times
Caught stealing: 1, Stephen F. Austin, Mar 19, 2022
Field chances: 7, North Dakota State, Feb 19, 2022; at UT Rio Grande Valley, Mar 12, 2022
Putouts: 5, TCU, Mar 22, 2022
Assists: 6, North Dakota State, Feb 19, 2022

CAREER STATISTICS

Year	avg	gp-gs	ab	r	h	2b	3b	hr	rbi	tb	slg%	bb	hbp	so	gdp	ob%	sf	sh	sb-att	po	a	e	fld%
2021	.304	54-53	184	42	56	13	1	2	39	77	.418	24	4	47	3	.393	2	2	3-4	71	139	12	.946
2022	.285	37-36	137	33	39	6	1	6	23	65	.474	17	4	33	5	.375	2	0	5-6	57	87	5	.966
TOTAL	.296	91-89	321	75	95	19	2	8	62	142	.442	41	8	80	8	.385	4	2	8-10	128	226	17	.954



INFIELDER

BRETT HAMMIT 2

CLASS Sophomore
HOMETOWN Nixa, Mo.
HIGH SCHOOL Nixa
PREV. SCHOOL Jefferson College

BATS
RIGHT

THROWS
RIGHT

HEIGHT
6'3"

WEIGHT
209

CAREER HIGHS

Hits: 2, 10 times
Doubles: 1, 14 times
Triples: 1 [t-2nd], Northwestern State, Apr 03, 2021; at CENTRAL ARKANSAS, Mar 14, 2021
Home runs: 1, 12 times
Total bases: 6, Stephen F. Austin, Mar 19, 2022
RBI: 4, UT Arlington, Apr 13, 2021; at New Orleans, Mar 27, 2021
Runs scored: 3, Tarleton, Mar 27, 2022; at New Orleans, Mar 27, 2021
Walks: 2, Arkansas St., Mar 07, 2021
Hit by pitch: 2 [t-4th], New Mexico St., Feb 27, 2021
Struck out: 4 [t-2nd], at UT Rio Grande Valley, Mar 13, 2022; at New Orleans, Mar 27, 2021
Sac flies: 1, at New Orleans, Mar 26, 2021
At bats: 5, 7 times
Stolen bases: 1, 5 times
Caught stealing: 1, Air Force, Apr 05, 2022
Field chances: 9, at New Orleans, Mar 27, 2021
Putouts: 4, 4 times

CAREER STATISTICS

Year	avg	gp-gs	ab	r	h	2b	3b	hr	rbi	tb	slg%	bb	hbp	so	gdp	ob%	sf	sh	sb-att	po	a	e	fld%
2021	.257	47-42	152	30	39	10	3	8	37	79	.520	16	6	55	5	.349	1	1	2-2	67	100	5	.971
2022	.223	34-30	103	25	23	6	0	7	26	50	.485	10	7	37	2	.333	0	0	3-4	32	67	2	.980
TOTAL	.243	81-72	255	55	62	16	3	15	63	129	.506	26	13	92	7	.342	1	1	5-6	99	167	7	.974

HITTERS NOTES



CATCHER

MITCHELL
DICKSON 3

CLASS Junior
HOMETOWN Flower Mound, Texas
HIGH SCHOOL Marcus
PREV. SCHOOL Pepperdine

BATS
RIGHT

THROWS
RIGHT

HEIGHT
6'4"

WEIGHT
166

CAREER HIGHS

Hits: 4, Sam Houston, Apr 08, 2022; at New Orleans, Mar 27, 2021
 Doubles: 2 [t-1st], at Fresno State, Apr 14, 2022
 Triples: 1 [t-2nd], Stephen F. Austin, Mar 18, 2022
 Home runs: 1, 6 times
 Total bases: 7, Sam Houston, Apr 08, 2022
 RBI: 6 [t-4th], at New Orleans, Mar 27, 2021
 Runs scored: 3, 5 times
 Walks: 2, 8 times
 Hit by pitch: 3 [t-1st], Utah Valley, Feb 15, 2020
 Struck out: 3, at Fresno State, Apr 16, 2022
 Sac flies: 1, at Northwestern State, Mar 08, 2020
 Sac bunts: 1, 4 times
 At bats: 6, at New Orleans, Mar 28, 2021
 Stolen bases: 1, 11 times
 Caught stealing: 1, at Lamar University, Apr 03, 2022; UT Rio Grande Valley, Apr 23, 2022
 Field chances: 19 [2nd], at UT Arlington, Mar 02, 2021
 Putouts: 19 [1st], at UT Arlington, Mar 02, 2021

CAREER STATISTICS

Year	avg	gp-gs	ab	r	h	2b	3b	hr	rbi	tb	slg%	bb	hbp	so	gdp	ob%	sf	sh	sb-att	po	a	e	fld%
2020	.220	14-14	41	4	9	3	0	0	2	12	.293	2	6	7	2	.340	1	0	0-0	108	11	4	.967
2021	.377	48-47	191	51	72	10	0	4	44	94	.492	20	9	18	2	.459	0	2	7-7	358	45	10	.976
2022	.293	39-39	150	31	44	5	1	3	14	60	.400	26	5	18	3	.414	0	2	7-9	192	37	3	.987
TOTAL	.327	101-100	382	86	125	18	1	7	60	166	.435	48	20	43	7	.428	1	4	14-16	658	93	17	.978



INFIELDER

JULIO
RIGGS 4

CLASS Sophomore
HOMETOWN Boerne, Texas
HIGH SCHOOL Boerne
PREV. SCHOOL Paris College

BATS
RIGHT

THROWS
RIGHT

HEIGHT
5'8"

WEIGHT
162

CAREER HIGHS

Hits: 1, Michigan State, Feb 28, 2022; Marist, Mar 05, 2022
 Total bases: 1, Michigan State, Feb 28, 2022; Marist, Mar 05, 2022
 Runs scored: 1, Marist, Mar 05, 2022
 Struck out: 1, Michigan State, Feb 27, 2022; at UT Rio Grande Valley, Mar 13, 2022; TCU, Mar 22, 2022
 At bats: 3, Michigan State, Feb 28, 2022; at Incarnate Word, Mar 02, 2022; Marist, Mar 05, 2022
 Stolen bases: 1, North Dakota State, Feb 19, 2022
 Field chances: 5, Michigan State, Feb 28, 2022
 Putouts: 3, Michigan State, Feb 28, 2022
 Assists: 2, Michigan State, Feb 28, 2022; at UT Arlington, Mar 15, 2022

CAREER STATISTICS

Year	avg	gp-gs	ab	r	h	2b	3b	hr	rbi	tb	slg%	bb	hbp	so	gdp	ob%	sf	sh	sb-att	po	a	e	fld%
2022	.143	13-2	14	1	2	0	0	0	0	2	.143	0	0	3	0	.143	0	0	1-1	6	6	1	.923
TOTAL	.143	13-2	14	1	2	0	0	0	0	2	.143	0	0	3	0	.143	0	0	1-1	6	6	1	.923



INFIELDER

RILEY
BENDER 5

CLASS Freshman
HOMETOWN Kingwood, Texas
HIGH SCHOOL Kingwood HS
PREV. SCHOOL n/a

BATS
RIGHT

THROWS
RIGHT

HEIGHT
6'3"

WEIGHT
174

CAREER HIGHS

Hits: 3, Marist, Mar 06, 2022
 Doubles: 2 [t-1st], Marist, Mar 06, 2022
 Total bases: 5, Marist, Mar 06, 2022
 Runs scored: 1, Marist, Mar 05, 2022; Marist, Mar 06, 2022
 Struck out: 2, Marist, Mar 06, 2022
 At bats: 5, Marist, Mar 06, 2022
 Field chances: 1, Michigan State, Feb 28, 2022; Marist, Mar 05, 2022; Baylor, Mar 09, 2022
 Putouts: 1, Baylor, Mar 09, 2022
 Assists: 1, Michigan State, Feb 28, 2022; Marist, Mar 05, 2022

CAREER STATISTICS

Year	avg	gp-gs	ab	r	h	2b	3b	hr	rbi	tb	slg%	bb	hbp	so	gdp	ob%	sf	sh	sb-att	po	a	e	fld%
2022	.400	8-2	10	2	4	2	0	0	0	6	.600	0	0	5	1	.400	0	0	0-0	1	2	0	1.000
TOTAL	.400	8-2	10	2	4	2	0	0	0	6	.600	0	0	5	1	.400	0	0	0-0	1	2	0	1.000

HITTERS NOTES



INFIELDER

**ALEXEI
CAZARIN 6**

CLASS Senior

HOMETOWN Frisco, Texas

HIGH SCHOOL Centennial

PREV. SCHOOL Fort Scott College

BATS
RIGHT

THROWS
RIGHT

HEIGHT
5'8"

WEIGHT
172

CAREER HIGHS

Hits: 3, Utah Valley, Feb 15, 2020; at Southeastern, Apr 09, 2021; at New Orleans, Mar 27, 2021

Doubles: 1, 8 times

Triples: 1 [t-2nd], UT Rio Grande Valley, Apr 23, 2022; at New Orleans, Mar 27, 2021

Home runs: 1, at Southeastern, Apr 09, 2021; Marist, Mar 05, 2022

Total bases: 6, at Southeastern, Apr 09, 2021; Marist, Mar 05, 2022

RBI: 2, Utah Valley, Feb 15, 2020; Michigan State, Feb 28, 2022; Marist, Mar 05, 2022

Runs scored: 3, at Southeastern, Apr 09, 2021

Walks: 2, Utah Valley, Feb 16, 2020; Northwestern State, Apr 03, 2021

Struck out: 4 [t-2nd], at TCU, Feb 18, 2020

Sac flies: 1, Utah Valley, Feb 15, 2020; Nicholls, Mar 21, 2021

Sac bunts: 1, Northwestern State, Apr 02, 2021; Incarnate Word, Apr 25, 2021; Michigan State, Feb 28, 2022

At bats: 5, Utah Valley, Feb 15, 2020; at Southeastern, Apr 09, 2021; Nicholls, Mar 19, 2021

Stolen bases: 1, 4 times

Caught stealing: 1, Utah Valley, Feb 16, 2020; North Dakota State, Feb 19, 2022; Stephen F. Austin, Mar 19, 2022

Field chances: 6, Utah Valley, Feb 15, 2020

Putouts: 4, Utah Valley, Feb 15, 2020

Assists: 5, Northwestern State, Apr 02, 2021

CAREER STATISTICS

Year	avg	gp-gs	ab	r	h	2b	3b	hr	rbi	tb	slg%	bb	hbp	so	gdp	ob%	sf	sh	sb-att	po	a	e	fld%
2020	.206	11-10	34	2	7	0	0	0	2	7	.206	4	0	11	3	.282	1	0	2-3	15	14	0	1.000
2021	.236	47-34	110	23	26	6	1	1	10	37	.336	14	1	34	2	.323	2	5	2-2	22	57	5	.940
2022	.262	26-9	42	6	11	2	1	1	7	18	.429	0	0	14	0	.262	0	1	1-3	5	16	0	1.000
TOTAL	.237	84-53	186	31	44	8	2	2	19	62	.333	18	1	59	5	.303	3	6	5-8	42	87	5	.963



OUTFIELDER

**COLTON
EAGER 8**

CLASS Graduate Student

HOMETOWN North Richland Hills, Texas

HIGH SCHOOL Fort Worth Christian

PREV. SCHOOL n/a

BATS
LEFT

THROWS
LEFT

HEIGHT
6'1"

WEIGHT
201

CAREER HIGHS

Hits: 4, 5 times

Doubles: 2 [t-1st], 5 times

Triples: 1 [t-2nd], 4 times

Home runs: 2 [t-2nd], Michigan State, Feb 27, 2022; Arkansas St., Mar 05, 2021; at New Orleans, Mar 27, 2021

Total bases: 11 [t-3rd], Incarnate Word, Apr 24, 2021

RBI: 8 [1st], Arkansas St., Mar 05, 2021

Runs scored: 5 [1st], Arkansas St., Mar 05, 2021

Walks: 3, Northwestern State, Apr 03, 2021; at Fresno State, Apr 15, 2022

Hit by pitch: 2 [t-4th], UT Rio Grande Valley, Apr 23, 2022

Struck out: 3, Northwestern State, Apr 02, 2021; at Texas, Apr 16, 2021; at Southeastern, Mar 23, 2019

Sac flies: 2 [t-2nd], at Southeastern, Apr 09, 2021

Sac bunts: 1, 7 times

At bats: 6, 4 times

Stolen bases: 2, Marist, Mar 04, 2022; Stephen F. Austin, Mar 20, 2022

Caught stealing: 2 [t-1st], at Prairie View A&M, Apr 04, 2018

Field chances: 6, Incarnate Word, Apr 07, 2019

Putouts: 6, Incarnate Word, Apr 07, 2019

Assists: 1, 13 times

CAREER STATISTICS

Year	avg	gp-gs	ab	r	h	2b	3b	hr	rbi	tb	slg%	bb	hbp	so	gdp	ob%	sf	sh	sb-att	po	a	e	fld%
2018	.321	45-22	112	21	36	2	0	0	11	38	.339	11	1	14	0	.384	1	1	5-8	46	3	3	.942
2019	.300	45-35	130	20	39	7	1	0	12	48	.369	8	4	19	0	.359	0	5	2-4	75	2	1	.987
2020	.304	15-15	56	11	17	6	1	1	8	28	.500	9	2	7	2	.418	0	0	2-2	27	0	0	1.000
2021	.344	55-55	218	49	75	17	1	13	56	133	.610	28	3	32	5	.419	4	1	3-5	99	6	5	.955
2022	.347	39-39	150	32	52	15	2	6	38	89	.593	21	8	20	3	.448	2	0	7-8	69	3	1	.986
TOTAL	.329	199-166	666	133	219	47	5	20	125	336	.505	77	18	92	10	.409	7	7	19-27	316	14	10	.971

HITTERS NOTES



INFIELDER

HUNTER GIESER 9

CLASS Graduate Student
HOMETOWN Burleson, Texas
HIGH SCHOOL Southwest Christian
PREV. SCHOOL Weatherford College

BATS
RIGHT

THROWS
RIGHT

HEIGHT
6'3"

WEIGHT
227

CAREER HIGHS

Hits: 2, 12 times
Doubles: 2 [t-1st], at Texas A&M, Feb 23, 2021
Home runs: 2 [t-2nd], at Fresno State, Apr 15, 2022
Total bases: 8, at Fresno State, Apr 15, 2022
RBI: 5, at Fresno State, Apr 15, 2022
Runs scored: 3, New Mexico St., Feb 27, 2021; Arkansas St., Mar 05, 2021
Walks: 3, Arkansas St., Mar 07, 2021
Hit by pitch: 3 [t-1st], at Southeastern, Apr 09, 2021
Struck out: 4 [t-2nd], at Incarnate Word, Mar 02, 2022
Sac flies: 1, 4 times
At bats: 5, 9 times
Stolen bases: 1, Tarleton State, Feb 20, 2021; at Tarleton State, Feb 21, 2021; Michigan State, Feb 27, 2022
Caught stealing: 1, UT Arlington, Apr 12, 2022
Field chances: 14, Baylor, Mar 09, 2022
Putouts: 13, at Southeastern, Apr 11, 2021; at Fresno State, Apr 16, 2022; at CENTRAL ARKANSAS, Mar 12 2021

CAREER STATISTICS

Year	avg	gp-gs	ab	r	h	2b	3b	hr	rbi	tb	slg%	bb	hbp	so	gdp	ob%	sf	sh	sb-att	po	a	e	fld%
2020	.167	13-11	42	1	7	3	0	0	7	10	.238	1	0	12	0	.182	1	0	0-0	55	5	4	.938
2021	.265	46-44	151	34	40	12	0	7	31	73	.483	20	13	44	3	.397	0	0	2-2	333	24	3	.992
2022	.255	35-33	110	19	28	4	0	7	27	53	.482	13	8	42	1	.366	3	0	1-2	231	13	0	1.000
TOTAL	.248	94-88	303	54	75	19	0	14	65	136	.449	34	21	98	4	.359	4	0	3-4	619	42	7	.990



INFIELDER

BRYSON HILL 10

CLASS Junior
HOMETOWN Fort Worth, Texas
HIGH SCHOOL Saginaw
PREV. SCHOOL Houston

BATS
LEFT

THROWS
RIGHT

HEIGHT
6'0"

WEIGHT
183

CAREER HIGHS

Hits: 4, Stephen F. Austin, Mar 20, 2022
Doubles: 1, 4 times
Home runs: 1, 6 times
Total bases: 5, UT Arlington, Apr 12, 2022; Stephen F. Austin, Mar 18, 2022; Stephen F. Austin, Mar 20, 2022
RBI: 4, UT Rio Grande Valley, Apr 23, 2022
Runs scored: 3, UT Arlington, Apr 12, 2022; Stephen F. Austin, Mar 18, 2022
Walks: 2, 4 times
Hit by pitch: 1, 8 times
Struck out: 3, UT Rio Grande Valley, Apr 22, 2022
Sac flies: 1, at TCU, Mar 29, 2022
Sac bunts: 1, at Lamar University, Apr 02, 2022
At bats: 5, North Dakota State, Feb 20, 2022
Stolen bases: 2, Stephen F. Austin, Mar 20, 2022
Caught stealing: 1, North Dakota State, Feb 18, 2022; at UT Rio Grande Valley, Mar 12, 2022
Field chances: 6, Stephen F. Austin, Mar 20, 2022
Putouts: 6, Stephen F. Austin, Mar 20, 2022
Assists: 4, UT Arlington, Apr 12, 2022

CAREER STATISTICS

Year	avg	gp-gs	ab	r	h	2b	3b	hr	rbi	tb	slg%	bb	hbp	so	gdp	ob%	sf	sh	sb-att	po	a	e	fld%
2021	.247	29-23	85	12	21	4	0	2	14	31	.365	12	6	34	2	.375	1	0	2-2	50	16	7	.904
2022	.286	34-33	98	21	28	4	0	6	20	50	.510	22	8	30	1	.450	1	1	3-5	28	35	6	.913
TOTAL	.268	63-56	183	33	49	8	0	8	34	81	.443	34	14	64	3	.416	2	1	5-7	78	51	13	.908

HITTERS NOTES



OUTFIELDER MILLER LADUSAU 12

CLASS Sophomore
HOMETOWN Heath, Texas
HIGH SCHOOL Heath
PREV. SCHOOL n/a

BATS LEFT
THROWS RIGHT
HEIGHT 6'3"
WEIGHT 211

CAREER HIGHS

Hits: 4, Incarnate Word, Apr 24, 2021; Nicholls, Mar 19, 2021
Doubles: 2 [t-1st], North Dakota State, Feb 20, 2022; Marist, Mar 04, 2022
Triples: 1 [t-2nd], Tarleton, Mar 25, 2022
Home runs: 1, 4 times
Total bases: 7, UT Arlington, Apr 13, 2021; Nicholls, Mar 19, 2021
RBI: 3, UT Arlington, Apr 13, 2021; at Northwestern State, Mar 07, 2020
Runs scored: 3, Michigan State, Feb 28, 2022; at New Orleans, Mar 27, 2021
Walks: 2, 6 times
Hit by pitch: 3 [t-1st], Michigan State, Feb 28, 2022
Struck out: 3, Michigan State, Feb 27, 2022; Youngstown St., Feb 28, 2020
Sac flies: 1, Air Force, Apr 06, 2022; Stephen F. Austin, Mar 19, 2022
At bats: 5, 13 times
Stolen bases: 1, at Texas, Apr 16, 2021; at UC Santa Barbara, Feb 22, 2020
Caught stealing: 1, Tarleton State, Feb 20, 2021
Field chances: 6, Michigan State, Feb 28, 2022; at Northwestern State, Mar 08, 2020

CAREER STATISTICS

Year	avg	gp-gs	ab	r	h	2b	3b	hr	rbi	tb	slg%	bb	hbp	so	gdp	ob%	sf	sh	sb-att	po	a	e	fld%
2020	.292	10-7	24	3	7	1	0	0	5	8	.333	4	1	8	1	.414	0	0	1-1	19	1	0	1.000
2021	.320	46-45	169	28	54	6	0	7	31	81	.479	14	4	42	1	.383	1	0	1-2	65	2	2	.971
2022	.319	32-32	116	22	37	11	1	1	21	53	.457	13	10	27	3	.426	2	0	0-0	48	0	3	.941
TOTAL	.317	88-84	309	53	98	18	1	8	57	142	.460	31	15	77	5	.402	3	0	2-3	132	3	5	.964



OUTFIELDER GRAYSON TATROW 22

CLASS Junior
HOMETOWN Mansfield, Texas
HIGH SCHOOL Mansfield
PREV. SCHOOL Paris College

BATS LEFT
THROWS RIGHT
HEIGHT 6'4"
WEIGHT 219

CAREER HIGHS

Hits: 4, Marist, Mar 05, 2022
Doubles: 2 [t-1st], UT Rio Grande Valley, Apr 22, 2022; at UT Rio Grande Valley, Mar 13, 2022
Triples: 1 [t-2nd], Incarnate Word, Apr 23, 2021; Tarleton State, Feb 20, 2021
Home runs: 2 [t-2nd], Marist, Mar 05, 2022
Total bases: 11 [t-3rd], Marist, Mar 05, 2022
RBI: 6 [t-4th], Marist, Mar 05, 2022
Runs scored: 4 [t-2nd], Stephen F. Austin, Mar 19, 2022
Walks: 4 [t-1st], Arkansas St., Mar 05, 2021
Hit by pitch: 1, 5 times
Struck out: 4 [t-2nd], Nicholls, Mar 19, 2021; at New Orleans, Mar 27, 2021
Sac flies: 1, Incarnate Word, Apr 25, 2021; Arkansas St., Mar 07, 2021
Sac bunts: 1, North Dakota State, Feb 18, 2022
At bats: 6, 5 times
Stolen bases: 2, Marist, Mar 04, 2022; Stephen F. Austin, Mar 19, 2022; at New Orleans, Mar 26, 2021
Caught stealing: 1, 5 times
Field chances: 6, at Texas, Apr 17, 2021; Tarleton, Mar 25, 2022
Putouts: 6, at Texas, Apr 17, 2021; Tarleton, Mar 25, 2022

CAREER STATISTICS

Year	avg	gp-gs	ab	r	h	2b	3b	hr	rbi	tb	slg%	bb	hbp	so	gdp	ob%	sf	sh	sb-att	po	a	e	fld%
2021	.328	53-53	204	49	67	15	2	10	38	116	.569	28	7	60	5	.423	2	0	4-7	112	2	2	.983
2022	.308	39-39	146	48	45	12	0	11	37	90	.616	34	2	49	0	.445	0	1	10-12	76	0	0	1.000
TOTAL	.320	92-92	350	97	112	27	2	21	75	206	.589	62	9	109	5	.433	2	1	14-19	188	2	2	.990

HITTERS NOTES



OUTFIELDER TOMMY CRUZ 23

CLASS Senior
HOMETOWN Guayama, Puerto Rico
HIGH SCHOOL Mountain View (Calif.)
PREV. SCHOOL Chandler-Gilbert CC

BATS RIGHT **THROWS** RIGHT **HEIGHT** 5'8" **WEIGHT** 175

CAREER HIGHS

Hits: 3, 5 times
Doubles: 2 [t-1st], New Mexico St., Feb 27, 2021
Triples: 1 [t-2nd], Tarleton, Mar 26, 2022
Home runs: 1, Incarnate Word, Apr 25, 2021; Marist, Mar 05, 2022; Youngstown St., Feb 27, 2020
Total bases: 6, Incarnate Word, Apr 25, 2021; Youngstown St., Feb 27, 2020
RBI: 3, 5 times
Runs scored: 3, at New Orleans, Mar 28, 2021
Walks: 2, 10 times
Hit by pitch: 1, 6 times
Struck out: 2, 5 times
Sac flies: 1, 4 times
Sac bunts: 1, at Northwestern State, Mar 07, 2020
At bats: 5, 8 times
Stolen bases: 1, North Dakota State, Feb 19, 2022; at Northwestern State, Mar 06, 2020
Caught stealing: 1, Northwestern State, Apr 01, 2021; Arkansas St., Mar 05, 2021
Field chances: 9, Stephen F. Austin, Mar 20, 2022; Tarleton, Mar 26, 2022
Putouts: 9, Stephen F. Austin, Mar 20, 2022; Tarleton, Mar 26, 2022

CAREER STATISTICS

Year	avg	gp-gs	ab	r	h	2b	3b	hr	rbi	tb	slg%	bb	hbp	so	gdp	ob%	sf	sh	sb-att	po	a	e	fld%
2020	.313	15-14	48	8	15	2	0	1	6	20	.417	13	1	9	2	.468	0	1	1-1	6	4	1	.909
2021	.333	47-43	159	35	53	11	0	1	27	67	.421	34	5	19	4	.455	4	1	0-2	1	0	0	1.000
2022	.339	19-15	59	9	20	1	1	1	13	26	.441	9	2	7	2	.443	0	0	1-1	31	0	0	1.000
TOTAL	.331	81-72	266	52	88	14	1	3	46	113	.425	56	8	35	8	.455	4	2	2-4	38	4	1	.977



CATCHER THOMAS BRANNON 30

CLASS Sophomore
HOMETOWN Angleton, Texas
HIGH SCHOOL Angleton
PREV. SCHOOL n/a

BATS RIGHT **THROWS** RIGHT **HEIGHT** 5'9" **WEIGHT** 206

CAREER HIGHS

Walks: 1, Utah Valley, Feb 15, 2020
Struck out: 1, 4 times
At bats: 3, Utah Valley, Feb 15, 2020
Field chances: 9, Utah Valley, Feb 15, 2020
Putouts: 8, Utah Valley, Feb 15, 2020
Assists: 1, Utah Valley, Feb 15, 2020; at Northwestern State, Mar 06, 2020

CAREER STATISTICS

Year	avg	gp-gs	ab	r	h	2b	3b	hr	rbi	tb	slg%	bb	hbp	so	gdp	ob%	sf	sh	sb-att	po	a	e	fld%
2020	.000	7-1	8	0	0	0	0	0	0	0	.000	1	1	4	0	.200	0	0	0-0	21	2	0	1.000
2021	.333	2-1	3	0	1	0	0	0	0	1	.333	2	0	1	0	.600	0	0	0-0	5	3	0	1.000
TOTAL	.091	9-2	11	0	1	0	0	0	0	1	.091	3	1	5	0	.333	0	0	0-0	26	5	0	1.000



INFIELDER CAL STRANDT 32

CLASS Sophomore
HOMETOWN Frisco, Texas
HIGH SCHOOL Wakeland
PREV. SCHOOL n/a

BATS LEFT **THROWS** RIGHT **HEIGHT** 5'9" **WEIGHT** 176

CAREER HIGHS

Hits: 1, at Texas A&M, Feb 23, 2021; at UT Arlington, Mar 02, 2021; Arkansas St., Mar 06, 2021
Total bases: 1, at Texas A&M, Feb 23, 2021; at UT Arlington, Mar 02, 2021; Arkansas St., Mar 06, 2021
RBI: 1, 4 times
Runs scored: 2, Arkansas St., Mar 05, 2021
Walks: 2, Arkansas St., Mar 05, 2021
Hit by pitch: 1, Incarnate Word, Apr 24, 2021; Incarnate Word, Apr 25, 2021
Struck out: 1, 4 times
Sac bunts: 1, UT Arlington, Apr 13, 2021
At bats: 5, at UT Arlington, Mar 02, 2021
Stolen bases: 1, Arkansas St., Mar 05, 2021
Field chances: 5, Tarleton State, Feb 20, 2021; Arkansas St., Mar 06, 2021
Putouts: 2, Tarleton State, Feb 20, 2021
Assists: 4, Arkansas St., Mar 06, 2021

CAREER STATISTICS

Year	avg	gp-gs	ab	r	h	2b	3b	hr	rbi	tb	slg%	bb	hbp	so	gdp	ob%	sf	sh	sb-att	po	a	e	fld%
2021	.150	12-5	20	3	3	0	0	0	4	3	.150	3	3	4	2	.346	0	1	1-1	7	11	0	1.000
TOTAL	.150	12-5	20	3	3	0	0	0	4	3	.150	3	3	4	2	.346	0	1	1-1	7	11	0	1.000

HITTERS NOTES



INFIELDER

**BRYCE
JEWELL 36**

CLASS Freshman
HOMETOWN Bullard, Texas
HIGH SCHOOL Bullard
PREV. SCHOOL n/a

BATS RIGHT
THROWS RIGHT
HEIGHT 5'9"
WEIGHT 165

CAREER HIGHS

Struck out: 1, Marist, Mar 05, 2022
At bats: 2, Marist, Mar 05, 2022

CAREER STATISTICS

Year	avg	gp-gs	ab	r	h	2b	3b	hr	rbi	tb	slg%	bb	hbp	so	gdp	ob%	sf	sh	sb-att	po	a	e	fld%
2022	.000	3-0	4	0	0	0	0	0	0	0	.000	0	0	1	0	.000	0	0	0-0	0	0	0	.000
TOTAL	.000	3-0	4	0	0	0	0	0	0	0	.000	0	0	1	0	.000	0	0	0-0	0	0	0	.000



OUTFIELDER / PITCHER

**ADAM
BYRD 37**

CLASS Freshman
HOMETOWN Mesquite, Texas
HIGH SCHOOL Poteet
PREV. SCHOOL n/a

BATS RIGHT
THROWS LEFT
HEIGHT 6'0"
WEIGHT 171

CAREER HIGHS

Hits: 1, Marist, Mar 05, 2022
Total bases: 1, Marist, Mar 05, 2022
Runs scored: 1, Marist, Mar 05, 2022
Struck out: 1, Michigan State, Feb 27, 2022
At bats: 2, Marist, Mar 05, 2022
Innings pitched: 2.1, Air Force, Apr 05, 2022
Walks allowed: 2, Sam Houston, Apr 10, 2022; at UT Arlington, Mar 15, 2022
Strikeouts: 3, at Incarnate Word, Mar 02, 2022; at UT Rio Grande Valley, Mar 13, 2022; Stephen F. Austin, Mar 20, 2022
Batters faced: 12, Air Force, Apr 05, 2022
Field chances: 2, Sam Houston, Apr 10, 2022
Putouts: 1, Marist, Mar 05, 2022
Assists: 2, Sam Houston, Apr 10, 2022
Runners CS: 1, at UT Arlington, Mar 15, 2022

CAREER STATISTICS

Year	avg	gp-gs	ab	r	h	2b	3b	hr	rbi	tb	slg%	bb	hbp	so	gdp	ob%	sf	sh	sb-att	po	a	e	fld%
2022	.333	3-0	3	1	1	0	0	0	0	1	.333	0	0	1	0	.333	0	0	0-0	1	3	1	.800
TOTAL	.333	3-0	3	1	1	0	0	0	0	1	.333	0	0	1	0	.333	0	0	0-0	1	3	1	.800



CATCHER

**BRYSON
GILLMORE 38**

CLASS Freshman
HOMETOWN Cleburne, Texas
HIGH SCHOOL Joshua
PREV. SCHOOL n/a

BATS RIGHT
THROWS RIGHT
HEIGHT 5'8"
WEIGHT 178

CAREER HIGHS

Field chances: 3, Michigan State, Feb 27, 2022
Putouts: 3, Michigan State, Feb 27, 2022

CAREER STATISTICS

Year	avg	gp-gs	ab	r	h	2b	3b	hr	rbi	tb	slg%	bb	hbp	so	gdp	ob%	sf	sh	sb-att	po	a	e	fld%
2022	.000	3-0	0	0	0	0	0	0	0	0	.000	0	0	0	0	.000	0	0	0-0	6	0	0	1.000
TOTAL	.000	3-0	0	0	0	0	0	0	0	0	.000	0	0	0	0	.000	0	0	0-0	6	0	0	1.000

HITTERS NOTES



INFIELDER

**JACK
NIELSEN 40**

CLASS Freshman
HOMETOWN Southlake, Texas
HIGH SCHOOL Southlake Carroll
PREV. SCHOOL n/a

BATS
RIGHT

THROWS
RIGHT

HEIGHT
6'2"

WEIGHT
200

CAREER HIGHS

Hits: 1, Marist, Mar 05, 2022
 Total bases: 1, Marist, Mar 05, 2022
 RBI: 1, Marist, Mar 05, 2022
 Runs scored: 1, Marist, Mar 05, 2022
 Struck out: 2, Marist, Mar 05, 2022
 At bats: 3, Marist, Mar 05, 2022
 Field chances: 6, Marist, Mar 05, 2022
 Putouts: 6, Marist, Mar 05, 2022

CAREER STATISTICS

Year	avg	gp-gs	ab	r	h	2b	3b	hr	rbi	tb	slg%	bb	hbp	so	gdp	ob%	sf	sh	sb-att	po	a	e	fld%
2022	.167	5-0	6	1	1	0	0	0	1	1	.167	0	0	4	0	.167	0	0	0-0	7	0	0	1.000
TOTAL	.167	5-0	6	1	1	0	0	0	1	1	.167	0	0	4	0	.167	0	0	0-0	7	0	0	1.000



CATCHER

**TANNER
TWEEDT 41**

CLASS Junior
HOMETOWN Red Bluff, Calif.
HIGH SCHOOL Red Bluff
PREV. SCHOOL Sac City CC

BATS
RIGHT

THROWS
RIGHT

HEIGHT
6'0"

WEIGHT
192

CAREER HIGHS

Hits: 5 [t-1st], Marist, Mar 05, 2022
 Doubles: 2 [t-1st], at Fresno State, Apr 14, 2022
 Triples: 1 [t-2nd], at Fresno State, Apr 16, 2022; Michigan State, Feb 27, 2022
 Home runs: 2 [t-2nd], Marist, Mar 05, 2022
 Total bases: 12 [2nd], Marist, Mar 05, 2022
 RBI: 5, Michigan State, Feb 27, 2022; Marist, Mar 05, 2022
 Runs scored: 4 [t-2nd], Marist, Mar 05, 2022
 Walks: 2, UT Arlington, Apr 12, 2022
 Hit by pitch: 2 [t-4th], at Fresno State, Apr 14, 2022
 Struck out: 3, 4 times
 At bats: 6, Marist, Mar 05, 2022
 Caught stealing: 1, Sam Houston, Apr 08, 2022
 Field chances: 17 [t-5th], North Dakota State, Feb 19, 2022
 Putouts: 16 [t-4th], North Dakota State, Feb 19, 2022
 Assists: 2, 4 times
 Runners CS: 1, 5 times

CAREER STATISTICS

Year	avg	gp-gs	ab	r	h	2b	3b	hr	rbi	tb	slg%	bb	hbp	so	gdp	ob%	sf	sh	sb-att	po	a	e	fld%
2022	.315	29-27	111	19	35	10	2	5	28	64	.577	10	3	33	1	.387	0	0	0-1	183	17	0	1.000
TOTAL	.315	29-27	111	19	35	10	2	5	28	64	.577	10	3	33	1	.387	0	0	0-1	183	17	0	1.000



OUTFIELDER

**AARON
STAEHELE 42**

CLASS Sophomore
HOMETOWN Sugar Grove, Ill.
HIGH SCHOOL Benet
PREV. SCHOOL Iowa Western CC

BATS
LEFT

THROWS
RIGHT

HEIGHT
6'0"

WEIGHT
174

CAREER HIGHS

Hits: 2, Air Force, Apr 06, 2022; at Fresno State, Apr 14, 2022; at Fresno State, Apr 15, 2022
 Doubles: 1, at Fresno State, Apr 14, 2022; Stephen F. Austin, Mar 20, 2022
 Home runs: 1, Marist, Mar 05, 2022
 Total bases: 4, Marist, Mar 05, 2022
 RBI: 2, 5 times
 Runs scored: 2, North Dakota State, Feb 20, 2022; Michigan State, Feb 27, 2022; Stephen F. Austin, Mar 20, 2022
 Walks: 2, TCU, Mar 22, 2022
 Hit by pitch: 1, North Dakota State, Feb 20, 2022; Stephen F. Austin, Mar 18, 2022
 Struck out: 3, at Lamar University, Apr 03, 2022
 Sac bunts: 1, Sam Houston, Apr 10, 2022
 At bats: 5, 5 times
 Stolen bases: 2, Stephen F. Austin, Mar 20, 2022
 Caught stealing: 1, 5 times
 Field chances: 2, UT Arlington, Apr 12, 2022; at Fresno State, Apr 15, 2022
 Putouts: 2, UT Arlington, Apr 12, 2022; at Fresno State, Apr 15, 2022

CAREER STATISTICS

Year	avg	gp-gs	ab	r	h	2b	3b	hr	rbi	tb	slg%	bb	hbp	so	gdp	ob%	sf	sh	sb-att	po	a	e	fld%
2022	.270	30-15	74	14	20	2	0	1	14	25	.338	5	2	15	1	.333	0	1	7-12	8	0	0	1.000
TOTAL	.270	30-15	74	14	20	2	0	1	14	25	.338	5	2	15	1	.333	0	1	7-12	8	0	0	1.000

BULLPEN NOTES



RIGHT-HANDED PITCHER

TREVOR JACKSON 0

CLASS Senior

HOMETOWN Las Vegas, Nev.

HIGH SCHOOL Palo Verde

PREV. SCHOOL College of Southern Nevada

BATS
RIGHT

THROWS
RIGHT

HEIGHT
6'2"

WEIGHT
189

CAREER HIGHS

Innings pitched: 4.0, UT Arlington, Apr 12, 2022

Walks allowed: 5, at Texas, Apr 16, 2021

Strikeouts: 4, Sam Houston, Apr 08, 2022; UT Arlington, Apr 12, 2022; TCU, Mar 22, 2022

Batters faced: 18, at Texas, Apr 16, 2021

Field chances: 1, Sam Houston, Apr 08, 2022; at Southeastern, Apr 10, 2021; at Texas, Apr 16, 2021

Assists: 1, Sam Houston, Apr 08, 2022; at Southeastern, Apr 10, 2021; at Texas, Apr 16, 2021

CAREER STATISTICS

Year	era	w-l	app	gs	cg	sho	sv	ip	h	r	er	bb	so	2b	3b	hr	bf	bavg	wp	hbp	bk	sfa	sha
2021	7.56	1-1	11	0	0	0/0	0	16.2	22	14	14	19	17	6	0	1	96	.314	6	6	0	0	1
2022	5.65	1-0	10	0	0	0/0	0	14.1	6	9	9	15	22	0	0	2	66	.133	4	4	0	0	2
TOTAL	6.68	2-1	21	0	0	0/0	0	31.0	28	23	23	34	39	6	0	3	162	.243	10	10	0	0	3



RIGHT-HANDED PITCHER

TANNER RILEY 11

CLASS Senior

HOMETOWN Clyde, Texas

HIGH SCHOOL Clyde

PREV. SCHOOL Navarro College

BATS
RIGHT

THROWS
RIGHT

HEIGHT
6'0"

WEIGHT
177

CAREER HIGHS

Innings pitched: 4.1, at CENTRAL ARKANSAS, Mar 12 2021

Walks allowed: 3, 5 times

Strikeouts: 7, New Mexico St., Feb 26, 2021

Batters faced: 18, at CENTRAL ARKANSAS, Mar 12 2021

Field chances: 2, UT Rio Grande Valley, Apr 23, 2022

Assists: 1, 6 times

CAREER STATISTICS

Year	era	w-l	app	gs	cg	sho	sv	ip	h	r	er	bb	so	2b	3b	hr	bf	bavg	wp	hbp	bk	sfa	sha
2020	1.98	3-0	5	0	0	0/0	0	13.2	11	3	3	6	22	0	0	0	58	.216	2	1	0	0	0
2021	4.25	6-2	21	0	0	0/0	9	36.0	33	19	17	24	50	4	0	3	168	.239	7	2	0	2	2
2022	2.74	2-3	13	1	0	0/0	2	23.0	26	10	7	8	34	5	0	2	103	.286	4	0	0	0	4
TOTAL	3.34	11-5	39	1	0	0/0	11	72.2	70	32	27	38	106	9	0	5	329	.250	13	3	0	2	6



RIGHT-HANDED PITCHER

AUSTIN GLAZE 14

CLASS Sophomore

HOMETOWN Carthage, Texas

HIGH SCHOOL Colleyville Heritage

PREV. SCHOOL n/a

BATS
RIGHT

THROWS
RIGHT

HEIGHT
6'4"

WEIGHT
231

CAREER HIGHS

Innings pitched: 3.0, at UC Santa Barbara, Feb 21, 2020; Incarnate Word, Apr 24, 2021

Walks allowed: 4, Arkansas St., Mar 06, 2021

Strikeouts: 6, at UT Arlington, Mar 02, 2021

Batters faced: 15, Incarnate Word, Apr 24, 2021

Field chances: 1, Arkansas St., Mar 06, 2021; at New Orleans, Mar 27, 2021

Assists: 1, Arkansas St., Mar 06, 2021; at New Orleans, Mar 27, 2021

Runners CS: 1, Incarnate Word, Apr 24, 2021; at Texas A&M, Feb 23, 2021

CAREER STATISTICS

Year	era	w-l	app	gs	cg	sho	sv	ip	h	r	er	bb	so	2b	3b	hr	bf	bavg	wp	hbp	bk	sfa	sha
2020	11.37	0-0	5	0	0	0/0	0	6.1	6	8	8	4	10	1	0	3	29	.240	1	0	0	0	0
2021	4.66	4-1	14	1	0	0/0	0	29.0	23	19	15	17	33	8	1	3	129	.219	3	3	0	1	3
2022	8.31	0-0	4	1	0	0/0	0	4.1	4	4	4	3	7	1	0	1	20	.235	1	0	0	0	0
TOTAL	6.13	4-1	23	2	0	0/0	0	39.2	33	31	27	24	50	10	1	7	178	.224	5	3	0	1	3

BULLPEN NOTES



RIGHT-HANDED PITCHER

**RILEY
BAUMAN 15**

CLASS Sophomore
HOMETOWN Rockwall, Texas
HIGH SCHOOL Rockwall
PREV. SCHOOL Navarro College

BATS RIGHT
THROWS RIGHT
HEIGHT 6'0"
WEIGHT 172

CAREER STATISTICS

Year	avg	gp-gs	ab	r	h	2b	3b	hr	rbi	tb	slg%	bb	hbp	so	gdp	ob%	sf	sh	sb-att	po	a	e	fld%
2022	.000	0-0	0	0	0	0	0	0	0	0	.000	0	0	0	0	.000	0	0	0-0	1	1	0	1.000
TOTAL	.000	0-0	0	0	0	0	0	0	0	0	.000	0	0	0	0	.000	0	0	0-0	1	1	0	1.000

CAREER HIGHS

Innings pitched: 1.0, North Dakota State, Feb 20, 2022; at Incarnate Word, Mar 02, 2022; Baylor, Mar 09, 2022
Walks allowed: 3, TCU, Mar 22, 2022
Strikeouts: 1, at Incarnate Word, Mar 02, 2022; Baylor, Mar 09, 2022
Batters faced: 7, North Dakota State, Feb 20, 2022
Field chances: 1, at Incarnate Word, Mar 02, 2022; Baylor, Mar 09, 2022
Putouts: 1, at Incarnate Word, Mar 02, 2022
Assists: 1, Baylor, Mar 09, 2022



RIGHT-HANDED PITCHER

**DRAKE
BOGGAN 18**

CLASS Sophomore
HOMETOWN Lewisville, Texas
HIGH SCHOOL Hebron
PREV. SCHOOL Paris College

BATS RIGHT
THROWS RIGHT
HEIGHT 6'1"
WEIGHT 159

CAREER STATISTICS

Year	era	w-l	app	gs	cg	sho	sv	ip	h	r	er	bb	so	2b	3b	hr	bf	bavg	wp	hbp	bk	sfa	sha
2022	8.47	0-1	12	0	0	0/0	0	17.0	18	20	16	13	26	4	0	3	86	.277	4	4	0	2	2
TOTAL	8.47	0-1	12	0	0	0/0	0	17.0	18	20	16	13	26	4	0	3	86	.277	4	4	0	2	2

CAREER HIGHS

Innings pitched: 2.2, North Dakota State, Feb 19, 2022
Walks allowed: 3, TCU, Mar 22, 2022
Strikeouts: 6, North Dakota State, Feb 19, 2022
Batters faced: 12, North Dakota State, Feb 19, 2022
Field chances: 1, Air Force, Apr 06, 2022; Sam Houston, Apr 09, 2022; North Dakota State, Feb 19, 2022
Putouts: 1, Sam Houston, Apr 09, 2022
Assists: 1, Air Force, Apr 06, 2022; North Dakota State, Feb 19, 2022



RIGHT-HANDED PITCHER

**ZACH
SMITH 19**

CLASS Redshirt Junior
HOMETOWN Abilene, Texas
HIGH SCHOOL Wylie
PREV. SCHOOL n/a

BATS RIGHT
THROWS RIGHT
HEIGHT 5'9"
WEIGHT 180

CAREER STATISTICS

Year	era	w-l	app	gs	cg	sho	sv	ip	h	r	er	bb	so	2b	3b	hr	bf	bavg	wp	hbp	bk	sfa	sha
2019	3.26	0-0	13	0	0	0/1	0	19.1	14	8	7	8	18	2	0	2	81	.212	1	5	2	0	2
2020	10.80	0-0	2	0	0	0/0	0	1.2	1	2	2	1	1	0	0	1	7	.167	0	0	0	0	0
2021	3.86	0-0	2	0	0	0/0	0	2.1	3	1	1	0	1	1	0	0	10	.300	0	0	0	0	0
2022	3.38	0-0	5	0	0	0/0	0	5.1	7	10	2	4	3	1	0	0	33	.292	1	4	0	1	0
TOTAL	3.77	0-0	22	0	0	0/1	0	28.2	25	21	12	13	23	4	0	3	131	.236	2	9	2	1	2

CAREER HIGHS

Hits: 3, at Prairie View A&M, Apr 04, 2018; Mississippi Val., May 08, 2018
Doubles: 1, Mississippi Val., May 08, 2018
Total bases: 4, Mississippi Val., May 08, 2018
RBI: 4, at Prairie View A&M, Apr 04, 2018
Runs scored: 3, at Prairie View A&M, Apr 04, 2018; Mississippi Val., May 08, 2018
Walks: 1, 10 times
Hit by pitch: 1, Quinnipiac, Feb 17, 2018; Central Arkansas, May 05, 2018
Struck out: 3, at TCU, Apr 17, 2018; Quinnipiac, Feb 17, 2018
Sac flies: 1, Central Arkansas, May 05, 2018; A&M-Corpus Christi, May 19, 2018
Sac bunts: 1, 4 times
At bats: 7 [t-1st], Mississippi Val., May 09, 2018
Stolen bases: 2, at Prairie View A&M, Apr 04, 2018; at Northwestern State, May 11, 2018
Caught stealing: 1, New Orleans, Mar 16, 2018; A&M-Corpus Christi, May 19, 2018
Innings pitched: 3.0, Arlington Baptist, Apr 16, 2019
Walks allowed: 2, at UT Arlington, Mar 15, 2022; at Southeastern, Mar 22, 2019
Strikeouts: 4, Arlington Baptist, Apr 16, 2019; Northwestern St., Mar 09, 2019
Batters faced: 15, Northwestern St., Mar 09, 2019
Field chances: 11, at Prairie View A&M, Apr 04, 2018
Putouts: 4, Central Arkansas, May 04, 2018; Mississippi Val., May 08, 2018
Assists: 7 [t-4th], Dallas Christian, Apr 10, 2018
Runners CS: 1, at TCU, Feb 20, 2019; at Central Arkansas, May 11, 2019

BULLPEN NOTES



RIGHT-HANDED PITCHER

BEN JOHNSON 20

CLASS Freshman

HOMETOWN Southlake, Texas

HIGH SCHOOL Nolan Catholic

PREV. SCHOOL n/a

BATS
RIGHT

THROWS
RIGHT

HEIGHT
6'1"

WEIGHT
199

CAREER HIGHS

CAREER STATISTICS



RIGHT-HANDED PITCHER

GARRETT EGLI 24

CLASS Graduate Student

HOMETOWN San Antonio, Texas

HIGH SCHOOL Smithson Valley

PREV. SCHOOL Sam Houston

BATS
RIGHT

THROWS
RIGHT

HEIGHT
6'4"

WEIGHT
213

CAREER HIGHS

Innings pitched: 4.0, at TCU, Mar 29, 2022

Walks allowed: 2, North Dakota State, Feb 19, 2022

Strikeouts: 2, Air Force, Apr 05, 2022; North Dakota State, Feb 19, 2022

Batters faced: 17, at TCU, Mar 29, 2022

Field chances: 1, Air Force, Apr 05, 2022; UT Rio Grande Valley, Apr 23, 2022; at TCU, Mar 29, 2022

Putouts: 1, Air Force, Apr 05, 2022; at TCU, Mar 29, 2022

Assists: 1, UT Rio Grande Valley, Apr 23, 2022

Runners CS: 1, North Dakota State, Feb 19, 2022

CAREER STATISTICS

Year	era	w-l	app	gs	cg	sho	sv	ip	h	r	er	bb	so	2b	3b	hr	bf	bavg	wp	hbp	bk	sfa	sha
2022	8.10	0-1	7	3	0	0/0	0	13.1	20	14	12	5	7	5	0	1	65	.345	2	2	0	0	0
TOTAL	8.10	0-1	7	3	0	0/0	0	13.1	20	14	12	5	7	5	0	1	65	.345	2	2	0	0	0



RIGHT-HANDED PITCHER

SAM BERBERICH 27

CLASS Sophomore

HOMETOWN Terrell, Texas

HIGH SCHOOL Wills Point

PREV. SCHOOL Seward College

BATS
RIGHT

THROWS
RIGHT

HEIGHT
5'10"

WEIGHT
171

CAREER HIGHS

Innings pitched: 3.1, Tarleton, Mar 26, 2022

Walks allowed: 2, North Dakota State, Feb 19, 2022; TCU, Mar 22, 2022

Strikeouts: 2, 4 times

Batters faced: 15, Sam Houston, Apr 08, 2022

Field chances: 3, at Lamar University, Apr 03, 2022

Putouts: 1, at Lamar University, Apr 03, 2022; at Lamar University, Apr 1, 2022

Assists: 2, at Lamar University, Apr 03, 2022

Runners CS: 1, Tarleton, Mar 26, 2022

CAREER STATISTICS

Year	era	w-l	app	gs	cg	sho	sv	ip	h	r	er	bb	so	2b	3b	hr	bf	bavg	wp	hbp	bk	sfa	sha
2022	6.30	0-0	13	1	0	0/0	0	20.0	25	15	14	6	14	7	0	2	93	.309	2	4	0	0	2
TOTAL	6.30	0-0	13	1	0	0/0	0	20.0	25	15	14	6	14	7	0	2	93	.309	2	4	0	0	2

BULLPEN NOTES



RIGHT-HANDED PITCHER

**CINOON
BAK 28**

CLASS Freshman
HOMETOWN Seoul, Republic of Korea
HIGH SCHOOL Whimoon
PREV. SCHOOL n/a

BATS RIGHT
THROWS RIGHT
HEIGHT 6'0"
WEIGHT 190

CAREER HIGHS

Innings pitched: 1.0, 4 times
Walks allowed: 1, Michigan State, Feb 27, 2022; Utah Valley, Feb 15, 2020
Strikeouts: 3, Michigan State, Feb 27, 2022
Batters faced: 7, Michigan State, Feb 27, 2022

CAREER STATISTICS

Year	era	w-l	app	gs	cg	sho	sv	ip	h	r	er	bb	so	2b	3b	hr	bf	bavg	wp	hbp	bk	sfa	sha
2020	18.00	0-0	1	0	0	0/0	0	1.0	2	2	2	1	1	0	0	0	6	.400	3	0	1	0	0
2022	12.00	0-0	3	0	0	0/0	0	3.0	5	4	4	1	4	1	1	2	15	.357	1	0	0	0	0
TOTAL	13.50	0-0	4	0	0	0/0	0	4.0	7	6	6	2	5	1	1	2	21	.368	4	0	1	0	0



RIGHT-HANDED PITCHER

**CARTER
SELLS 29**

CLASS Junior
HOMETOWN Brentwood, Tenn.
HIGH SCHOOL Ravenwood
PREV. SCHOOL Arkansas

BATS RIGHT
THROWS RIGHT
HEIGHT 6'2"
WEIGHT 193

CAREER HIGHS

Innings pitched: 4.0, Marist, Mar 04, 2022
Walks allowed: 4, at CENTRAL ARKANSAS, Mar 13, 2021
Strikeouts: 5, Michigan State, Feb 27, 2022; Nicholls, Mar 21, 2021
Batters faced: 13, North Dakota State, Feb 20, 2022; Stephen F. Austin, Mar 20, 2022; Nicholls, Mar 21, 2021
Field chances: 2, at CENTRAL ARKANSAS, Mar 13, 2021
Putouts: 1, at CENTRAL ARKANSAS, Mar 13, 2021
Assists: 1, at CENTRAL ARKANSAS, Mar 13, 2021
Runners CS: 1, at Lamar University, Apr 03, 2022

CAREER STATISTICS

Year	era	w-l	app	gs	cg	sho	sv	ip	h	r	er	bb	so	2b	3b	hr	bf	bavg	wp	hbp	bk	sfa	sha
2021	5.06	0-1	14	0	0	0/0	0	16.0	14	10	9	15	18	0	1	1	79	.250	2	4	0	2	2
2022	0.98	2-1	11	0	0	0/0	1	18.1	17	8	2	4	15	4	0	0	80	.233	1	3	0	0	0
TOTAL	2.88	2-2	25	0	0	0/0	1	34.1	31	18	11	19	33	4	1	1	159	.240	3	7	0	2	2



RIGHT-HANDED PITCHER

**WALKER
PILAND 34**

CLASS Freshman
HOMETOWN Abilene, Texas
HIGH SCHOOL Wylie
PREV. SCHOOL n/a

BATS RIGHT
THROWS RIGHT
HEIGHT 6'5"
WEIGHT 199

CAREER HIGHS

CAREER STATISTICS

BULLPEN NOTES



RIGHT-HANDED PITCHER

**MITCH
WHITE 35**

CLASS Junior
HOMETOWN Livonia, Mich.
HIGH SCHOOL Churchill
PREV. SCHOOL Lansing CC

BATS RIGHT
THROWS RIGHT
HEIGHT 6'1"
WEIGHT 189

CAREER HIGHS

Innings pitched: 1.1, at UT Rio Grande Valley, Mar 13, 2022
Walks allowed: 2, Sam Houston, Apr 09, 2022; North Dakota State, Feb 20, 2022
Strikeouts: 2, Air Force, Apr 05, 2022; Baylor, Mar 09, 2022
Batters faced: 11, Sam Houston, Apr 09, 2022
Runners CS: 1, at Incarnate Word, Mar 02, 2022

CAREER STATISTICS

Year	era	w-l	app	gs	cg	sho	sv	ip	h	r	er	bb	so	2b	3b	hr	bf	bavg	wp	hbp	bk	sfa	sha
2022	11.05	0-0	8	0	0	0/0	0	7.1	15	9	9	6	9	2	3	0	41	.429	2	0	0	0	0
TOTAL	11.05	0-0	8	0	0	0/0	0	7.1	15	9	9	6	9	2	3	0	41	.429	2	0	0	0	0



LEFT-HANDED PITCHER

**ADAM
BYRD 37**

CLASS Freshman
HOMETOWN Mesquite, Texas
HIGH SCHOOL Poteet
PREV. SCHOOL n/a

BATS RIGHT
THROWS LEFT
HEIGHT 6'0"
WEIGHT 171

CAREER HIGHS

Hits: 1, Marist, Mar 05, 2022
Total bases: 1, Marist, Mar 05, 2022
Runs scored: 1, Marist, Mar 05, 2022
Struck out: 1, Michigan State, Feb 27, 2022
At bats: 2, Marist, Mar 05, 2022
Innings pitched: 2.1, Air Force, Apr 05, 2022
Walks allowed: 2, Sam Houston, Apr 10, 2022; at UT Arlington, Mar 15, 2022
Strikeouts: 3, at Incarnate Word, Mar 02, 2022; at UT Rio Grande Valley, Mar 13, 2022; Stephen F. Austin, Mar 20, 2022
Batters faced: 12, Air Force, Apr 05, 2022
Field chances: 2, Sam Houston, Apr 10, 2022
Putouts: 1, Marist, Mar 05, 2022

CAREER STATISTICS

Year	era	w-l	app	gs	cg	sho	sv	ip	h	r	er	bb	so	2b	3b	hr	bf	bavg	wp	hbp	bk	sfa	sha
2022	6.75	0-2	11	0	0	0/0	1	13.1	12	13	10	8	20	2	0	0	66	.250	4	7	0	0	3
TOTAL	6.75	0-2	11	0	0	0/0	1	13.1	12	13	10	8	20	2	0	0	66	.250	4	7	0	0	3



LEFT-HANDED PITCHER

**CONNOR
CARLTON 39**

CLASS Junior
HOMETOWN Abilene, Texas
HIGH SCHOOL Wylie
PREV. SCHOOL Odessa College

BATS LEFT
THROWS LEFT
HEIGHT 6'1"
WEIGHT 245

CAREER HIGHS

Innings pitched: 3.0, Michigan State, Feb 27, 2022; at TCU, Mar 29, 2022
Walks allowed: 3, New Mexico St., Feb 28, 2021; at CENTRAL ARKANSAS, Mar 14, 2021
Strikeouts: 6, Michigan State, Feb 27, 2022
Batters faced: 11, at TCU, Mar 29, 2022
Field chances: 1, Air Force, Apr 06, 2022; UT Arlington, Apr 13, 2021; Incarnate Word, Apr 23, 2021
Putouts: 1, Incarnate Word, Apr 23, 2021
Assists: 1, Air Force, Apr 06, 2022

CAREER STATISTICS

Year	era	w-l	app	gs	cg	sho	sv	ip	h	r	er	bb	so	2b	3b	hr	bf	bavg	wp	hbp	bk	sfa	sha
2021	9.00	1-1	17	0	0	0/0	2	18.0	19	20	18	15	22	4	1	1	88	.275	10	0	0	1	3
2022	7.88	1-0	14	1	0	0/0	0	16.0	19	14	14	8	25	3	1	0	81	.279	2	4	0	0	1
TOTAL	8.47	2-1	31	1	0	0/0	2	34.0	38	34	32	23	47	7	2	1	169	.277	12	4	0	1	4

BULLPEN NOTES



RIGHT-HANDED PITCHER

SAM GRACE 44

CLASS Junior
HOMETOWN St. Charles, Mo.
HIGH SCHOOL Francis Howell
PREV. SCHOOL Charlotte

BATS
RIGHT

THROWS
RIGHT

HEIGHT
6'4"

WEIGHT
208

CAREER HIGHS

Innings pitched: 2.1, Air Force, Apr 05, 2022
 Walks allowed: 2, Sam Houston, Apr 09, 2022
 Strikeouts: 4, Air Force, Apr 05, 2022
 Batters faced: 10, North Dakota State, Feb 19, 2022
 Field chances: 1, North Dakota State, Feb 19, 2022
 Assists: 1, North Dakota State, Feb 19, 2022

CAREER STATISTICS

Year	era	w-l	app	gs	cg	sho	sv	ip	h	r	er	bb	so	2b	3b	hr	bf	bavg	wp	hbp	bk	sfa	sha
2022	5.14	0-0	6	0	0	0/0	0	7.0	8	6	4	4	10	2	0	0	37	.276	3	3	0	0	1
TOTAL	5.14	0-0	6	0	0	0/0	0	7.0	8	6	4	4	10	2	0	0	37	.276	3	3	0	0	1



LEFT-HANDED PITCHER

MAX HUFFLING 45

CLASS Sophomore
HOMETOWN Edmond, Okla.
HIGH SCHOOL Deer Creek
PREV. SCHOOL Lamar CC

BATS
LEFT

THROWS
LEFT

HEIGHT
6'9"

WEIGHT
249

CAREER HIGHS

Innings pitched: 4.0, at Lamar University, Apr 02, 2022; at New Orleans, Mar 26, 2021
 Walks allowed: 6, Nicholls, Mar 21, 2021
 Strikeouts: 7, at UT Rio Grande Valley, Mar 12, 2022
 Batters faced: 17, Nicholls, Mar 21, 2021
 Field chances: 3, Nicholls, Mar 21, 2021
 Putouts: 1, at Texas, Apr 17, 2021; Michigan State, Feb 28, 2022; Baylor, Mar 09, 2022
 Assists: 2, North Dakota State, Feb 18, 2022
 Runners CS: 1, 4 times

CAREER STATISTICS

Year	era	w-l	app	gs	cg	sho	sv	ip	h	r	er	bb	so	2b	3b	hr	bf	bavg	wp	hbp	bk	sfa	sha
2021	3.26	7-1	21	3	0	0/0	1	49.2	34	23	18	38	54	9	0	2	223	.201	7	8	0	3	5
2022	4.33	3-0	12	1	0	0/0	0	27.0	21	15	13	17	32	5	0	3	118	.219	3	2	0	1	2
TOTAL	3.64	10-1	33	4	0	0/0	1	76.2	55	38	31	55	86	14	0	5	341	.208	10	10	0	4	7

2022 SCHEDULE & RESULTS

Date	Opponent		Score	Inns	Overall	WAC	Pitcher of record	Attend	Time
Feb 18, 2022	NORTH DAKOTA STATE	w	5-3	9	1-0-0	0-0-0	Riley (W 1-0)	342	3:26
Feb 19, 2022	NORTH DAKOTA STATE-1	L	4-7	9	1-1-0	0-0-0	Eichelberger (L 0-1)	327	3:35
Feb 19, 2022	NORTH DAKOTA STATE-2	L	0-4	7	1-2-0	0-0-0	Stephenson (L 0-1)	282	2:42
Feb 20, 2022	NORTH DAKOTA STATE	L	7-10	9	1-3-0	0-0-0	Sells (L 0-1)	327	4:32
Feb 27, 2022	MICHIGAN STATE-1	w	10-1	9	2-3-0	0-0-0	Morgan (W 1-0)	307	3:03
Feb 27, 2022	MICHIGAN STATE-2	w	12-4	9	3-3-0	0-0-0	Eichelberger (W 1-1)	307	2:45
Feb 28, 2022	MICHIGAN STATE	w	10-2	9	4-3-0	0-0-0	Huffling (W 1-0)	254	3:15
Mar 02, 2022	at Incarnate Word	L	5-12	9	4-4-0	0-0-0	Cervantes (L 0-1)	167	3:25
Mar 04, 2022	MARIST	w	9-2	9	5-4-0	0-0-0	Morgan (W 2-0)	386	2:55
Mar 05, 2022	MARIST	w	23-1	9	6-4-0	0-0-0	Eichelberger (W 2-1)	417	3:00
Mar 06, 2022	MARIST	w	10-8	9	7-4-0	0-0-0	Huffling (W 2-0)	255	3:12
Mar 09, 2022	BAYLOR	L	4-6	9	7-5-0	0-0-0	Bauman (L 0-1)	837	3:32
* Mar 12, 2022	at UT Rio Grande Valley-1	w	3-1	9	8-5-0	1-0-0	Huffling (W 1-0)	-	3:04
* Mar 12, 2022	at UT Rio Grande Valley-2	L	0-6	9	8-6-0	1-1-0	Eichelberger (L 2-2)	927	2:42
* Mar 13, 2022	at UT Rio Grande Valley	L	6-12	9	8-7-0	1-2-0	Stephenson (L 0-2)	967	3:12
Mar 15, 2022	at UT Arlington	L	2-14	9	8-8-0	1-2-0	Cervantes (L 0-2)	538	3:30
* Mar 18, 2022	STEPHEN F. AUSTIN	w	11-1	8	9-8-0	2-2-0	Morgan (W 3-0)	348	2:37
* Mar 19, 2022	STEPHEN F. AUSTIN	w	12-8	9	10-8-0	3-2-0	Riley (W 2-0)	411	2:50
* Mar 20, 2022	STEPHEN F. AUSTIN	w	11-6	9	11-8-0	4-2-0	Sells (W 1-1)	426	3:15
Mar 22, 2022	#19 TCU	L	3-14	7	11-9-0	4-2-0	Bauman (L 0-2)	498	2:56
* Mar 25, 2022	TARLETON	L	7-9	9	11-10-0	4-3-0	Riley (L 2-1)	325	3:29
* Mar 26, 2022	TARLETON	L	6-12	9	11-11-0	4-4-0	Byrd (L 0-1)	411	3:52
* Mar 27, 2022	TARLETON	w	18-2	7	12-11-0	5-4-0	Cervantes (W 1-2)	489	2:40
Mar 29, 2022	at #12 TCU	w	6-2	9	13-11-0	5-4-0	Carlton (W 1-0)	3651	3:05
* Apr 1, 2022	at Lamar University	w	6-3	9	14-11-0	6-4-0	Morgan (W 4-0)	1182	2:35
* Apr 02, 2022	at Lamar University	L	2-3	9	14-12-0	6-5-0	None	0	
* Apr 03, 2022	at Lamar University	w	11-8	9	15-12-0	7-5-0	Sells (W 2-1)	783	3:51
Apr 05, 2022	AIR FORCE	L	4-9	9	15-13-0	7-5-0	Egli (L 0-1)	1078	3:22
Apr 06, 2022	AIR FORCE	L	4-9	9	15-14-0	7-5-0	Boggan (L 0-1)	449	3:20
* Apr 08, 2022	SAM HOUSTON	L	8-12	9	15-15-0	7-6-0	Morgan (L 4-1)	324	3:30
* Apr 09, 2022	SAM HOUSTON	L	0-21	7	15-16-0	7-7-0	Cervantes (L 1-3)	336	3:15
* Apr 10, 2022	SAM HOUSTON	L	8-11	9	15-17-0	7-8-0	Byrd (L 0-2)	411	3:36
Apr 12, 2022	UT ARLINGTON	w	15-5	7	16-17-0	7-8-0	Jackson (W 1-0)	329	2:22
Apr 14, 2022	at Fresno State	w	7-2	9	17-17-0	7-8-0	Stephenson (W 1-2)	1159	3:00
Apr 15, 2022	at Fresno State	L	8-9	9	17-18-0	7-8-0	Riley (L 2-2)	1215	3:22
Apr 16, 2022	at Fresno State	w	6-3	9	18-18-0	7-8-0	Cervantes (W 2-3)	999	2:41
* Apr 22, 2022	UT RIO GRANDE VALLEY	L	4-6	9	18-19-0	7-9-0	Morgan (L 4-2)	278	3:22
* Apr 23, 2022	UT RIO GRANDE VALLEY-1	w	12-2	7	19-19-0	8-9-0	Cervantes (W 3-4)	414	1:59
* Apr 23, 2022	UT RIO GRANDE VALLEY-2	L	5-7	9	19-20-0	8-10-0	Riley (L 2-3)	421	3:36

* = Conference game

() extra inning game

2022 ACU TEAM RANKINGS

Statistic	National Rank	Conference Rank	Value	National Leader	Value	Conference Leader	Value
Base on Balls (293 ranked)	88	1	165	Mercer Texas Tech	243 243	Abilene Christian	165
Batting Average (293 ranked)	53	4	0.292	UNLV	0.341	Sam Houston	0.308
Double Plays (293 ranked)	208	7	18	New Mexico	44	Grand Canyon	30
Double Plays Per Game (293 ranked)	236	8	0.50	New Orleans	1.24	Sacramento St.	0.81
Doubles (293 ranked)	57	2	73	UNLV	113	Grand Canyon	82
Doubles Per Game (293 ranked)	74	3	2.03	UNLV	2.97	Grand Canyon	2.16
Earned Run Average (293 ranked)	173	5	5.83	Tennessee	2.09	Grand Canyon	3.86
Fielding Percentage (293 ranked)	27	1	0.977	Oregon St.	0.989	Abilene Christian	0.977
Hit Batters (293 ranked)	63	1	50	Iona	79	Abilene Christian	50
Hit by Pitch (293 ranked)	56	2	53	Southeastern La. USC Upstate	82 82	UTRGV	56
Hits (293 ranked)	54	5	362	UNLV	490	Grand Canyon	403
Hits Allowed Per Nine Innings (293 ranked)	164	3	9.76	Tennessee	5.87	Grand Canyon	8.89
Home Runs (293 ranked)	38	1	50	Tennessee	88	Abilene Christian	50
Home Runs Per Game (293 ranked)	42	1	1.39	Tennessee	2.38	Abilene Christian	1.39
On Base Percentage (293 ranked)	44	2	0.396	Tennessee	0.434	Sam Houston	0.396
Runs (293 ranked)	53	2	263	UNLV	380	Sam Houston	264
Sacrifice Bunts (291 ranked)	248	9	6	Wofford	40	Grand Canyon SFA	17 17
Sacrifice Flies (293 ranked)	233	8	10	UTSA	28	Sacramento St.	25
Scoring (293 ranked)	64	2	7.3	UNLV	10.0	Sam Houston	7.3
Shutouts (111 ranked)				Stanford Vanderbilt Virginia	7 7 7	UTRGV	5
Slugging Percentage (293 ranked)	40	1	0.485	Tennessee	0.633	Abilene Christian	0.485
Stolen Bases (293 ranked)	90	1	46	Texas Southern	147	Abilene Christian	46
Stolen Bases Per Game (293 ranked)	103	1	1.28	Texas Southern	4.20	Abilene Christian	1.28
Strikeout-to-Walk Ratio (293 ranked)	97	6	2.21	Tennessee	5.47	Grand Canyon	3.43
Strikeouts Per Nine Innings (293 ranked)	23	1	10.4	Iowa	12.4	Abilene Christian	10.4
Triple Plays (1 ranked)				Grambling Lafayette Western Mich.	1 1 1		
Triples (291 ranked)	106	7	8	Delaware	21	Sam Houston	17
Triples Per Game (293 ranked)	133	8	0.22	Delaware	0.60	Sam Houston	0.47
WHIP (293 ranked)	173	5	1.61	Tennessee	0.89	Grand Canyon	1.32
WL Pct (293 ranked)	147	5	0.500	Tennessee	0.919	Grand Canyon	0.684
Walks Allowed Per Nine Innings (293 ranked)	187	9	4.72	Tennessee	2.12	Grand Canyon	2.97

2022 ACU INDIVIDUAL RANKINGS

Statistic	Player	National Rank	Conference Rank	Value	National Leader	Value	Conference Leader	Value
Base on Balls (142 ranked)	Grayson Tatrow	27	1	32	Jace Jung, Texas Tech	43	Gavin Rork, Seattle U Grayson Tatrow, Abilene Christian	32 32
Base on Balls Per Game (142 ranked)	Grayson Tatrow	43	2	0.89	Matt Padre, Manhattan	1.15	Gavin Rork, Seattle U	1.00
Batting Average (249 ranked)	Colton Eager	226	10	0.350	Myles Nicholson, UMBC	0.438	Justin Wishkoski, Sam Houston	0.429
Complete Games (28 ranked)					Noah Covington, UMES	5	4 players tied	1
Doubles (114 ranked)	Colton Eager	28	1	15	Joey Walls, UNLV	21	Colton Eager, Abilene Christian	15
Doubles Per Game (140 ranked)	Colton Eager Miller Ladusau	45 84	1 3	0.42 0.38	Joey Walls, UNLV	0.62	Colton Eager, Abilene Christian	0.42
Earned Run Average (200 ranked)					Cameron Bye, Wichita St.	0.61	Daniel Avitia, Grand Canyon	2.09
Games Started (29 ranked)	Tyler Morgan	29	2	9	Campbell Ellis, VCU	13	Nick Hull, Grand Canyon	10
Hit Batters (118 ranked)					Damon Elarton , Ark.-Pine Bluff	21	Steven Beard, Sam Houston	10
Hit By Pitch Per Game (145 ranked)	Miller Ladusau	108	3	0.31	Rhett Rosevear, Southeastern La.	0.65	Walker Janek, Sam Houston	0.32
Hit by Pitch (146 ranked)	Miller Ladusau	146	5	9	Rhett Rosevear, Southeastern La.	24	Chase Kemp, Lamar University	11
Hits (134 ranked)	Colton Eager	109	6	50	Murphy Stehly, Texas	68	Carlos Contreras, Sam Houston	62
Hits Allowed Per Nine Innings (150 ranked)					Drew Beam, Tennessee	3.83	Daniel Avitia, Grand Canyon	6.62
Hits Per Game (147 ranked)					Dom Toso, Richmond	1.91	Carlos Contreras, Sam Houston	1.72
Home Runs (123 ranked)	Grayson Tatrow	81	3	10	Matt Coutney, Old Dominion Kevin Parada, Georgia Tech	18 18	Logan Gallina, New Mexico St. Cesar Valero Sanchez, Sacramento St.	12 12
Home Runs Per Game (150 ranked)	Grayson Tatrow	120	3	0.28	Matt Coutney, Old Dominion	0.51	Logan Gallina, New Mexico St.	0.36
On Base Percentage (150 ranked)	Bryson Hill	105	2	0.470	Sonny DiChiara, Auburn	0.588	Justin Wishkoski, Sam Houston	0.509
Pitching Appearances (104 ranked)					Shawn Rapp, North Carolina	28	Adam Davis, Lamar University	22
Runs (147 ranked)	Grayson Tatrow	38	1	43	Diego Alarcon, UNLV	58	Clayton Chadwick, Sam Houston Grayson Tatrow, Abilene Christian	43 43
Runs Batted In (148 ranked)	Colton Eager	99	3	37	Kevin Parada, Georgia Tech	62	Carlos Contreras, Sam Houston	60
Runs Batted In Per Game (147 ranked)	Colton Eager	140	5	1.03	Carlos Contreras, Sam Houston	1.67	Carlos Contreras, Sam Houston	1.67
Runs Per Game (150 ranked)	Grayson Tatrow	48	1	1.19	Diego Alarcon, UNLV	1.53	Clayton Chadwick, Sam Houston Grayson Tatrow, Abilene Christian	1.19 1.19
Sacrifice Bunts (109 ranked)					Tilo Skole, The Citadel	15	Kyle Sherick, Seattle U Kelby Weyler, Lamar University	5 5
Sacrifice Bunts Per Game (135 ranked)					Tilo Skole, The Citadel	0.42	Kyle Sherick, Seattle U	0.16
Sacrifice Flies (52 ranked)					4 players tied	7	Steven Moretto, Sacramento St.	6
Saves (408 ranked)	Tanner Riley Adam Byrd Carter Sells	233 408 408	9 12 12	2 1 1	Andrew Walters, Miami (FL) Will Brian, Eastern Ky.	12 12	Vince Reilly, Grand Canyon	10
Slugging Percentage (250 ranked)	Colton Eager	241	10	0.587	Sonny DiChiara, Auburn	0.858	Carlos Contreras, Sam Houston	0.717
Stolen Bases (138 ranked)					Johnathon Thomas, Texas Southern	39	Cameron Crawford, SFA	16
Stolen Bases Per Game (150 ranked)					Johnathon Thomas, Texas Southern	1.11	Cameron Crawford, SFA	0.50
Strikeout-to-Walk Ratio (150 ranked)					Ben Sears, Houston	30.00	Cole Wesneski, Sam Houston	8.75
Strikeouts (148 ranked)					Parker Messick, Florida St.	94	Daniel Avitia, Grand Canyon Nick Hull, Grand Canyon	64 64
Strikeouts Per Nine Innings (150 ranked)					Parker Messick, Florida St.	15.29	Jesus Aldaz, UTRGV	11.77
Total Bases (137 ranked)	Colton Eager	121	6	84	Kevin Parada, Georgia Tech	125	Carlos Contreras, Sam Houston	109
Toughest to Strike Out (150 ranked)	Mitchell Dickson	97	5	9.3	David Hogarth, William & Mary	32.2	Jacob Wilson, Grand Canyon	24.5
Triples (49 ranked)					Jake Slunder, Murray St. Gabe Vasquez, Texas Southern	6 6	Carlos Contreras, Sam Houston Cameron Crawford, SFA	5 5
Triples Per Game (133 ranked)					Dominic Ragazzo, Delaware	0.18	Cameron Crawford, SFA	0.16
Victories (53 ranked)					5 players tied	8	Adam Wheaton, Lamar University	6
WHIP (150 ranked)					Drew Beam, Tennessee	0.54	Daniel Avitia, Grand Canyon	0.93
Walks Allowed Per Nine Innings (150 ranked)					Ben Sears, Houston	0.24	Cole Wesneski, Sam Houston	0.92

2022 TEXAS TECH TEAM RANKINGS

Statistic	National Rank	Conference Rank	Value	National Leader	Value	Conference Leader	Value
Base on Balls (293 ranked)	1	1	243	Mercer Texas Tech	243 243	Texas Tech	243
Batting Average (293 ranked)	36	2	0.297	UNLV	0.341	Texas	0.311
Double Plays (293 ranked)	225	9	17	New Mexico	44	Baylor	40
Double Plays Per Game (293 ranked)	270	9	0.42	New Orleans	1.24	Baylor	1.08
Doubles (293 ranked)	2	1	99	UNLV	113	Texas Tech	99
Doubles Per Game (293 ranked)	7	2	2.48	UNLV	2.97	Kansas St.	2.50
Earned Run Average (293 ranked)	106	6	5.00	Tennessee	2.09	Texas	4.05
Fielding Percentage (293 ranked)	42	4	0.976	Oregon St.	0.989	Oklahoma St.	0.983
Hit Batters (293 ranked)	234	8	32	Iona	79	Kansas	47
Hit by Pitch (293 ranked)	67	2	51	Southeastern La. USC Upstate	82 82	Oklahoma	52
Hits (293 ranked)	6	2	418	UNLV	490	Texas	432
Hits Allowed Per Nine Innings (293 ranked)	69	5	8.71	Tennessee	5.87	Oklahoma St.	7.61
Home Runs (293 ranked)	17	2	58	Tennessee	88	Texas	64
Home Runs Per Game (293 ranked)	34	2	1.45	Tennessee	2.38	Texas	1.60
On Base Percentage (293 ranked)	17	1	0.413	Tennessee	0.434	Texas Tech	0.413
Runs (293 ranked)	2	1	370	UNLV	380	Texas Tech	370
Sacrifice Bunts (291 ranked)	230	8	7	Wofford	40	Texas	21
Sacrifice Flies (293 ranked)	5	1	25	UTSA	28	Texas Tech	25
Scoring (293 ranked)	11	1	9.2	UNLV	10.0	Texas Tech	9.2
Shutouts (111 ranked)	111	4	1	Stanford Vanderbilt Virginia	7 7 7	Texas	6
Slugging Percentage (293 ranked)	14	2	0.507	Tennessee	0.633	Texas	0.527
Stolen Bases (293 ranked)	212	8	26	Texas Southern	147	West Virginia	125
Stolen Bases Per Game (293 ranked)	245	9	0.65	Texas Southern	4.20	West Virginia	3.57
Strikeout-to-Walk Ratio (293 ranked)	29	2	2.80	Tennessee	5.47	Oklahoma St.	3.01
Strikeouts Per Nine Innings (293 ranked)	31	2	10.2	Iowa	12.4	Oklahoma St.	11.3
Triple Plays (1 ranked)				Grambling Lafayette Western Mich.	1 1 1		
Triples (291 ranked)	45	2	11	Delaware	21	Kansas	12
Triples Per Game (293 ranked)	77	2	0.28	Delaware	0.60	Kansas	0.33
WHIP (293 ranked)	47	3	1.37	Tennessee	0.89	Oklahoma St.	1.26
WL Pct (293 ranked)	42	3	0.675	Tennessee	0.919	Oklahoma St.	0.703
Walks Allowed Per Nine Innings (293 ranked)	51	2	3.66	Tennessee	2.12	Texas	3.36

2022 TEXAS TECH INDIVIDUAL RANKINGS

Statistic	Player	National Rank	Conference Rank	Value	National Leader	Value	Conference Leader	Value
Base on Balls (142 ranked)	Jace Jung Hudson White Owen Washburn	1 113 142	1 8 10	43 26 25	Jace Jung, Texas Tech	43	Jace Jung, Texas Tech	43
Base on Balls Per Game (142 ranked)	Jace Jung	4	1	1.07	Matt Padre, Manhattan	1.15	Jace Jung, Texas Tech	1.07
Batting Average (249 ranked)	Jace Jung	66	5	0.382	Myles Nicholson, UMBC	0.438	Murphy Stehly, Texas	0.420
Complete Games (28 ranked)					Noah Covington, UMES	5	5 players tied	1
Doubles (114 ranked)	Jace Jung Ty Coleman	14 114	1 7	16 12	Joey Walls, UNLV	21	Jace Jung, Texas Tech Tommy Sacco, TCU	16 16
Doubles Per Game (140 ranked)	Jace Jung Ty Coleman	57 140	3 7	0.40 0.35	Joey Walls, UNLV	0.62	Tommy Sacco, TCU	0.43
Earned Run Average (200 ranked)	Brandon Birdsell	68	2	2.54	Cameron Bye, Wichita St.	0.61	Tyler Thomas, Baylor	1.97
Games Started (29 ranked)	Brandon Birdsell	29	1	9	Campbell Ellis, VCU	13	12 players tied	9
Hit Batters (118 ranked)					Damon Elarton , Ark.-Pine Bluff	21	Jake Adams, Kansas	9
Hit By Pitch Per Game (145 ranked)					Rhett Rosevear, Southeastern La.	0.65		
Hit by Pitch (146 ranked)	Easton Murrell	13	1	15	Rhett Rosevear, Southeastern La.	24	Easton Murrell, Texas Tech	15
Hits (134 ranked)	Jace Jung Kurt Wilson	34 109	3 7	55 50	Murphy Stehly, Texas	68	Murphy Stehly, Texas	68
Hits Allowed Per Nine Innings (150 ranked)	Brandon Birdsell	61	4	6.46	Drew Beam, Tennessee	3.83	Riley Cornelio, TCU	5.40
Hits Per Game (147 ranked)					Dom Toso, Richmond	1.91	Murphy Stehly, Texas	1.74
Home Runs (123 ranked)	Jace Jung	47	2	11	Matt Coutney, Old Dominion Kevin Parada, Georgia Tech	18 18	Ivan Melendez, Texas	17
Home Runs Per Game (150 ranked)	Jace Jung	129	4	0.28	Matt Coutney, Old Dominion	0.51	Ivan Melendez, Texas	0.45
On Base Percentage (150 ranked)	Jace Jung	6	1	0.528	Sonny DiChiara, Auburn	0.588	Jace Jung, Texas Tech	0.528
Pitching Appearances (104 ranked)	Derek Bridges Trendan Parish	104 104	4 4	17 17	Shawn Rapp, North Carolina	28	Trevor Martin, Oklahoma St.	20
Runs (147 ranked)	Jace Jung Cole Stilwell Kurt Wilson	5 38 81	1 2 8	51 43 40	Diego Alarcon, UNLV	58	Jace Jung, Texas Tech	51
Runs Batted In (148 ranked)	Kurt Wilson Jace Jung Ty Coleman Parker Kelly	17 34 55 99	2 3 4 7	48 43 40 37	Kevin Parada, Georgia Tech	62	Ivan Melendez, Texas	51
Runs Batted In Per Game (147 ranked)	Kurt Wilson Ty Coleman Jace Jung	44 54 97	2 3 4	1.20 1.18 1.07	Carlos Contreras, Sam Houston	1.67	Ivan Melendez, Texas	1.34
Runs Per Game (150 ranked)	Jace Jung Cole Stilwell	25 110	1 6	1.27 1.10	Diego Alarcon, UNLV	1.53	Jace Jung, Texas Tech	1.27
Sacrifice Bunts (109 ranked)					Tilo Skole, The Citadel	15	Carlos Cardoza-Oquendo, Baylor	6
Sacrifice Bunts Per Game (135 ranked)					Tilo Skole, The Citadel	0.42	Carlos Cardoza-Oquendo, Baylor	0.17
Sacrifice Flies (52 ranked)	Dalton Porter Cole Stilwell	17 17	2 2	5 5	4 players tied	7	Nick Goodwin, Kansas St.	7
Saves (408 ranked)	Trendan Parish Colin Clark Josh Sanders	40 408 408	3 14 14	6 1 1	Andrew Walters, Miami (FL) Will Brian, Eastern Ky.	12 12	River Ridings, TCU	10
Slugging Percentage (250 ranked)	Jace Jung Kurt Wilson	26 229	2 7	0.736 0.591	Sonny DiChiara, Auburn	0.858	Ivan Melendez, Texas	0.845
Stolen Bases (138 ranked)					Johnathon Thomas, Texas Southern	39	Victor Scott, West Virginia	30
Stolen Bases Per Game (150 ranked)					Johnathon Thomas, Texas Southern	1.11	Victor Scott, West Virginia	0.86
Strikeout-to-Walk Ratio (150 ranked)	Brandon Birdsell Andrew Morris	90 147	5 7	4.56 3.87	Ben Sears, Houston	30.00	Pete Hansen, Texas	6.55
Strikeouts (148 ranked)	Brandon Birdsell Andrew Morris	22 86	2 5	73 58	Parker Messick, Florida St.	94	Justin Campbell, Oklahoma St.	81
Strikeouts Per Nine Innings (150 ranked)	Brandon Birdsell Andrew Morris	5 135	1 6	14.28 10.58	Parker Messick, Florida St.	15.29	Brandon Birdsell, Texas Tech	14.28
Total Bases (137 ranked)	Jace Jung Kurt Wilson	15 69	3 4	106 91	Kevin Parada, Georgia Tech	125	Ivan Melendez, Texas	120
Toughest to Strike Out (150 ranked)	Ty Coleman	103	2	9.2	David Hogarth, William & Mary	32.2	McGwire Holbrook, West Virginia	11.0
Triples (49 ranked)	Kurt Wilson	14	1	4	Jake Slunder, Murray St. Gabe Vasquez, Texas Southern	6 6	Maui Ahuna, Kansas Jack Pineda, Baylor Kurt Wilson, Texas Tech	4 4 4
Triples Per Game (133 ranked)	Kurt Wilson	57	3	0.10	Dominic Ragazzo, Delaware	0.18	Maui Ahuna, Kansas	0.11
Victories (53 ranked)	Brandon Birdsell	53	3	5	5 players tied	8	Pete Hansen, Texas Ben Hampton, West Virginia	6 6
WHIP (150 ranked)	Brandon Birdsell	81	7	1.07	Drew Beam, Tennessee	0.54	Pete Hansen, Texas	0.87
Walks Allowed Per Nine Innings (150 ranked)					Ben Sears, Houston	0.24	Kobe Andrade, Baylor	1.37