



ACU WILDCATS (19-3, 10-1 SLC)

VS. SAM HOUSTON STATE (8-13, 4-7 SLC)

Facebook | ACU Sports + ACU Women's Basketball

Twitter | @ACUSports + @ACUWBBall

2015-16 Schedule

Date	Opponent	Time/Result
Nov. 14	Wayland Baptist	W, 96-71
Nov. 16	at Kansas State	L, 45-76
Nov. 21	UTSA	W, 79-60
Nov. 23	Univ. of the Southwest	W, 91-39
Nov. 27	Missouri Valley College	W, 96-35
Dec. 2	at Texas Tech	L, 65-71
Dec. 4	vs. Grand Canyon (Colorado Springs, Colo.)	W, 75-71
Dec. 5	vs. Eastern Michigan (Colorado Springs, Colo.)	W, 83-59
Dec. 18	at Eastern Washington	W, 72-60
Dec. 20	at Idaho	W, 71-59 (OT)
Dec. 31	Schreiner University	W, 79-51
Jan. 2	*at Central Arkansas	W, 61-49
Jan. 7	*Northwestern State	W, 67-46
Jan. 10	*at Nicholls	W, 71-68
Jan. 13	*McNeese	W, 79-62
Jan. 16	*at Stephen F. Austin (ESPN3)	W, 85-70
Jan. 21	*at Sam Houston State	W, 87-76
Jan. 23	*at Incarnate Word	W, 86-71
Jan. 27	*Houston Baptist	W, 77-60
Jan. 30	*Lamar University	W, 90-62
Feb. 4	*at Lamar (ESPN3)	L, 54-63
Feb. 6	*at Southeastern La.	W, 88-72
Feb. 10	*Sam Houston State	7 p.m.
Feb. 17	*at A&M - Corpus Christi	7 p.m.
Feb. 21	*Southeastern La. (ESPN3)	3:30 p.m.
Feb. 24	*at Houston Baptist	7 p.m.
Feb. 27	*New Orleans	2 p.m.
March 2	*Incarnate Word	7 p.m.
March 5	*A&M - Corpus Christi	2 p.m.

*Southland Conference match

Home matches in **bold** at Moody Coliseum

Upcoming Broadcast Information

ACU vs. Sam Houston State
Wednesday, Feb. 10 | 7 p.m.

Audio: portal.stretchinternet.com/abilene/

Video: portal.stretchinternet.com/abilene/

ACU at Texas A&M-Corpus Christi
Wednesday, Feb. 17 | 7 p.m.

Audio: 98.1 FM - The Ticket

Video: goislanders.com/links/1xa0a6

EXCELLENCE FOR CHRIST: The mission of ACU Athletics is to honor Christ through excellence in academics and athletics, and its vision is to win at the highest level by providing the most Christ-centered student-athlete experience in collegiate athletics ... ACU Athletics adopted its slogan of Excellence For Christ in the Winter of 2015 (#ACUE4C).

TONIGHT'S GAME: Is the Wildcats' annual Play 4Kay game and the 500th ACU women's basketball game to be played at Moody Coliseum, where the Wildcats have an overall record of 378-121 (.758) ... It is also the second of a two-game series between the Wildcats and Sam Houston State ... ACU defeated the Bearkats in Huntsville, Texas, 87-76 on Jan. 21 ... ACU has a 12-game home winning streak at Moody Coliseum ... The Wildcats last lost here on Feb. 5, 2015 to Lamar, 73-58 ... The Wildcats are 9-0 at home and 9-3 away from Moody Coliseum with losses coming to Kansas State, Texas Tech and Lamar ... ACU is 6-3 on weekdays (1-1 on Monday, 1-1 Wednesday and 4-1 Thursday) ... 13-0 on weekends (3-0 Friday, 8-0 Saturday and 2-0 Sunday) ... 12-0 in day games ... 7-3 in night games ... ACU went 9-2 vs. non-conference opposition.

#ACU4SUE: ACU athletics and the women's basketball team recently launched a GoFundMe page for Sue Williamson - the mother of freshman guard Sara Williamson, who is battling cancer ... All of the proceeds during this month-long fundraiser will go directly to cover the Williamson's medical expenses ... The goal is to raise \$10,000 by the end of February ... Prior to Wednesday's home game vs. Sam Houston State, the Wildcats will recognize their family and friends within the community who have been afflicted by this life-altering disease.

Team Comparison

Category	ACU	SHSU
Record	19-3	8-13
Points Per Game	77.1	62.2
Points Allowed	61.4	68.8
Point Differential	+15.7	-6.6
FG%	.421	.390
3FG%	.321	.299
FT%	.715	.725
Opp. FG%	.367	.402
Opp. 3FG%	.296	.310
Opp. FT%	.655	.661
Rebound Avg.	42.1	38.3
Off. Rebound Avg.	15.5	13.4
Def. Rebound Avg.	26.6	24.9
Rebound Margin	+4.5	+0.8
Fouls Per Game	16.0	16.2
Assists Per Game	15.3	13.7
Turnovers Per Game	16.9	19.3
Steals Per Game	10.4	8.2
Blocks Per Game	4.2	3.3

Southland Conference (as of Feb. 9)

Team	SLC	Pct.	Overall	Pct.
Abilene Christian	10-1	.909	19-3	.864
Central Arkansas	9-1	.900	19-2	.905
McNeese State	7-4	.636	15-8	.652
Northwestern State	6-5	.545	12-10	.545
Nicholls	6-5	.545	8-13	.381
Lamar	6-6	.500	10-13	.435
Stephen F. Austin	5-5	.500	11-10	.524
Houston Baptist	5-6	.455	10-11	.476
Sam Houston State	4-7	.364	8-13	.381
A&M-Corpus Christi	4-7	.364	8-14	.364
Incarnate Word	3-7	.300	6-15	.286
New Orleans	3-8	.273	6-14	.300
Southeastern La.	2-8	.200	3-18	.143



2015-16 Abilene Christian Wildcats (Head Coach: Julie Goodenough | Assistant Coaches: Erika Lambert, Kyle Felan, Matt Stine)

Pos.	No.	Name	Ht.	Cl.	Hometown / Previous School	fg%	3fg%	ft%	rpg	apg	ppg
G	1	Sara Williamson	5-10	Fr.	Rockwall, Texas / Rockwall HS	.385	.300	.811	1.0	1.1	3.5
G	2	Alyssa Echols	5-7	Fr.	Pflugerville, Texas / Pflugerville HS	.500	.462	.500	1.9	0.7	1.9
F	5	Mackenzie Martin	6-2	Fr.	Allen, Texas / Allen HS	.486	.423	.857	0.9	0.1	3.8
G	10	Paris Webb	5-4	Jr.	Midland, Texas / Central Arizona	.367	.100	.667	1.5	1.8	1.5
G	12	Whitney West Swinford	5-7	Jr.	Portland, Texas / Gregory-Portland HS	.408	.342	.622	3.5	2.5	11.4
G	15	Alexis Mason	5-9	So.	McKinney, Texas / McKinney North HS	.412	.337	.779	4.7	2.5	17.4
C	22	Sierra Allen	6-1	Fr.	Roscoe, Texas / Highland HS	.468	.385	.783	2.8	0.3	4.4
F	23	Suzzy Dimba	5-11	So.	Lubbock, Texas / Coronado HS	.388	.254	.651	7.1	2.8	10.2
G	24	Breklyn Wentz	5-2	Fr.	Lubbock, Texas / Trinity Christian HS	.111	.125	1.000	0.4	0.7	0.6
F	32	Lizzy Dimba	5-11	So.	Lubbock, Texas / Coronado HS	.415	.212	.632	8.0	2.0	10.0
F	33	Sydney Shelstead	6-1	So.	Mineral Wells, Texas / Mineral Wells HS	.471	.417	.765	7.3	1.2	14.4
G	*42	Hannah Snyder	5-5	Fr.	Albany, Texas / Albany Junior HS	-	-	-	-	-	-

*Honorary Wildcat through Team IMPACT

2015-16 Quick Facts

Location.....Abilene, Texas
Founded.....1906
Enrollment.....4,400
Nickname.....Wildcats
Colors.....Purple and White
Arena (capacity).....Moody Coliseum (4,500)
Affiliation.....NCAA Division I
Conference.....Southland
President.....Dr. Phil Schubert
Athletics Director.....Lee De León
Associate AD for Compliance & Academics /
Senior Women's Administrator.....Lisa Gilmore

Team Facts

Head Coach.....Julie Goodenough
School Record.....75-34 (.688), 4 years
Overall Record.....364-254 (.589), 22 years
Associate Head Coach.....Erika Lambert
Assistant Coaches.....Kyle Felan, Matt Stine
Letterwinners Returning/Lost.....8/2
Starters Returning/Lost.....5/0
Newcomers.....3

2015-16 Returning/Lost Statistics

Points.....1850 (93%) / 139 (7%)
Rebounds.....1076 (92%) / 104 (8%)
Assists.....382 (94%) / 25 (6%)
Steals.....306 (94%) / 21 (6%)
Blocked Shots.....94 (97%) / 3 (3%)
Minutes Played.....5303 (91%) / 522 (9%)

History

First Season of Basketball.....1971-72
All-Time Record (pct.).....782-479 (.620)
Record at Moody Coliseum.....378-121 (.758)
Southland Record, Years.....27-16 (.628), 3rd year
Lone Star Conference Titles, Last.....16, 2013
NCAA Appearances (D-II), Last.....10, 2013

2014-15 Season Review

Overall Record.....17-12 (.586)
Conference Record (place).....9-9 (8th)
Postseason Play.....None
Final Ranking.....NR
RPI.....256th

Women's Basketball Social Media

Facebook.....ACU Women's Basketball
Twitter.....@ACUWBBall
Instagram.....ACU_WBBALL
Julie Goodenough.....@coachgoodenough
Erika Lambert.....@Coach_ELambert
Kyle Felan.....@CoachFelan
Matt Stine.....@CoachMStine

ACU Sports Social Media

Facebook.....ACU Sports
YouTube.....ACUathletics
Twitter.....@ACUSports
Web.....ACUSports.com



PLAY 4KAY: As part of annual tonight's Play 4Kay game, ACU athletics will hand out 200 pink shirts to the first 200 fans in attendance and the coliseum will be decorated with pink ribbons and balloons ... Play 4Kay events are held in basketball gyms across the country from Feb. 12 to 22 in order to help raise cancer awareness ... Play 4Kay refers to Kay Yow, former North Carolina State University head women's basketball coach ... Coach Yow was first diagnosed with breast cancer in 1987, and passed away on January 24, 2009, after facing her third bout with the disease ... A Play 4Kay informational video will be played at halftime.

GAINING THE UPPER CLAW: ACU defeated Sam Houston State for the second-straight time at Bernard G. Johnson Coliseum, 87-76 ... The Wildcats registered 50 second-half points for the second straight game led by Suzzy Dimba's season-high 22 points ... Dimba made a career-best four 3-point field goals for the fourth time in her career in addition to compiling seven rebounds, six steals and two blocks ... Alexis Mason tied her career high and a team high with seven assists on a night in which ACU tied their season high with 25 ... Mason also had personal best four steals as the Wildcats outscored the Bearkats 28-13 in points off turnovers ... Sam Houston's 76 points tied Kansas State for most points scored against the Wildcats this season ... Center Angela Beadle recorded opponent single-game highs with 17 rebounds and eight block ... ACU is 9-6 all-time vs. Sam Houston State and 3-1 against the Bearkats since joining the Southland Conference ... It's lone league loss to the Bearkats took place at Moody Coliseum last January, 63-58.

HANNAH AND HER SISTERS: ACU women's basketball was proud to add 14-year-old Hannah Snyder to its team following a Team IMPACT Draft Day Ceremony held at Moody Coliseum on Feb. 8, 2015 ... Hannah is a native of Albany, Texas, and was first introduced to the Wildcats last fall through a representative with Team IMPACT, which is non-profit whose mission is to improve the quality of life for children facing life-threatening and chronic illnesses through the power of team ... Hannah attends Albany Junior High School and suffers from both cerebral palsy and epilepsy in addition to several other ailments ... She will wear No. 42 and her name will be listed on the Wildcats' online and game-day rosters.

THE STREAK IS OVER: ACU'S 14-game winning streak ended Feb. 4, 2016 at Lamar, 63-54 ... The loss also snapped a nine-game road winning streak for the Wildcats and spoiled their once undefeated record on ESPN3 (4-1) ... ACU's 19-3 start remains one of the best in program history as only four other teams have reached this record or better after their first 22 games: 1987-88, 1995-96, 1996-97, 1997-98 ... The 1995-96 Wildcats started 25-0 with their only losses coming in the regular season finale vs. West Texas A&M and in the NCAA DII Semifinals to Shippensburg ... ACU's 14-game winning streak was its longest since 1997-98 (15g) ... On Feb. 3, only three NCAA DI schools had a longer winning streak than the Wildcats: Connecticut (57g), South Carolina (21g) and Colorado State (15g) ... ACU also was one of 16 schools on that date with a home win streak of 10 games or more, and one of only eight schools that had a longer road win streak of seven games or more.

TURN OF THE CARDS: Despite receiving a career high 30 points from Alexis Mason, Lamar avenged its 28-point loss (90-62) at Moody Coliseum on Jan. 30 with a 64-53 win in Beaumont five days later ... The defeat dropped ACU's all-time record vs. Lamar to 1-4 ... Lizzy Dimba tied her single-game career high with 14 rebounds on a night in which the Wildcats had their most rebounds vs. a Southland Conference opponent with 55 ... The previous record of 53 was set against Southeastern Louisiana on Feb. 21, 2015 ... Hurting the Wildcats was a -13 turnover differential as their 25 turnovers were their most since having 31 on Feb. 28, 2015 at New Orleans ... Lamar posted only 12 turnovers in each of its two games this season vs. ACU ... The Cardinals were credited with 21 steals, which are the most by a Wildcat opponent since Nicholls recorded the same total on Jan. 11, 2015.

LION TAMERS: ACU improved to 4-1 all-time vs. the Lady Lions of Southeastern with all four wins coming after the Wildcats joined the Southland Conference in 2013-14 ... ACU's most recent win vs. Southeastern was an 88-72 decision on Feb. 6, 2015 during which Lizzy and Suzzy each recorded a double-double and all five starters reached double figures in scoring ... Lizzy had 23 points to go with 11 rebounds, while Suzzy had 12 points and 11 rebounds ... Guards Alexis Mason and Whitney West Swinford had 19 and 17 points, respectively, while forward Sydney Shelstead chipped in a dozen.

LEAPIN' LIZZY! In addition to pulling down 14 rebounds for the second time in her career vs. Lamar, Lizzy Dimba reached career single-game highs for points (23), assists (6), steals (5) and free throws made (13) and attempted (17) during the Wildcats' bounce-back win Feb. 6 at Southeastern Louisiana, 88-72 ... Twice in the last two years Lizzy has led the Wildcats in points, rebounds and assists during a single game ... Last year she had 17/10/2 vs. Stephen F. Austin on Jan. 17, 2015, and against the Lions she had 23/11/6.

FIVE OVER TEN: After Lizzy Dimba scored 23 points vs. the Southeastern Lady Lions on Feb. 6, all five of ACU's starters were averaging 10.0 points per game or higher ... Alexis Mason leads the team with 17.4 ppg followed by Sydney Shelstead (14.4), Whitney West Swinford (11.4), Suzzy Dimba (10.2) and Lizzy (10.0) ... This same starting five finished last season all averaging 10.0 points per game or better, while in 2013-14 all four starters but Lizzy (9.8 ppg) averaged 11.0 points per game or more ... ACU is the only Southland team with its entire starting five ranked among the top-30 in league scoring, and for the second straight year the Wildcats have three of the conference's top-10 rebounders in Lizzy Dimba (8.0), Sydney Shelstead (7.3) and Suzzy Dimba (7.1).

WALK THE LINE: The Wildcats went to the free-throw line a season high 41 times Feb. 6 vs. Southeastern as the Lions were charged with an opponent season worst 30 personal fouls complete with two disqualifications ... ACU last went to the charity stripe 40 times on Dec. 4, 2012 against Texas A&M-Commerce ... During the 2011-12 season the Wildcats had four games in which they made 40+ trips to the foul line, including 46 vs. West Texas A&M, which made 36 personal fouls.

STARVED FOR ATTENTION: ACU's RPI reached a program-high No. 12 on Jan. 5, 2016 ... This achievement in addition to the Wildcats' 14-game winning streak gained the notice of the CollegeInsider.com's mid-major poll voting panel, which is composed of 31 NCAA DI head coaches representing 23 mid-major conferences ... The Wildcats cracked this poll in its receiving votes column with 26 points during the final week of December, and on Jan. 5, 2016 they moved up to 28th with 36 points ... The reached a season-best 17th in the country with 286 points on Feb. 2 ... ACU then fell to 20th on Feb. 9 with 143 points following a 1-1 weekend vs. Lamar and Southeastern.

SONG OF THE SOUTHLAND: The Wildcats are 45-33 (.577) all-time vs. Southland Conference schools ... 1-2 vs. Central Arkansas, 4-0 vs. Houston Baptist, 17-8 vs. Incarnate Word, 1-4 vs. Lamar, 2-1 vs. McNeese, 1-1 vs. New Orleans, 2-1 vs. Nicholls, 1-2 vs. Northwestern State, 1-0 vs. Oral Roberts, 4-1 vs. Southeastern Louisiana, 9-6 vs. Sam Houston State, 1-5 vs. Stephen F. Austin and 1-2 vs. Texas A&M-Corpus Christi.

HOME COOKIN': At 9-0 and with only five home games remaining, ACU clinched its 14th consecutive winning season at Moody Coliseum in 2015-16 following the Jan. 30 win over Lamar ... The Wildcats last finished under .500 at home in 2001-02 (4-8) ...

ACU's all-time record at Moody is 378-121 (.758) and will play its 500th home game on Feb. 10, 2016 vs. Sam Houston State ... ACU was 10-5 at home one year ago.

THE AMAZING MASON: Junior guard Alexis Mason missed receiving her fourth consecutive Southland Conference Player of the Week Award on Feb. 1 despite recording the first double-doubles of her career vs. Houston Baptist (18 points / 11 rebounds) and Lamar (17/13) ... The 13 rebounds pulled down vs. the Cardinals were a career high ... For the month of January Mason averaged 19.9 points per game, 5.9 rebounds, 3.0 assists and 2.0 steals while shooting 46.4 percent from the floor – and all against the Southland Conference ... She scored more than 10 points in all nine games and recorded 20+ point games vs. Northwestern State, McNeese, Stephen F. Austin and Incarnate Word, a game in which she reached 1,000-career points ... ACU's five conference players of the week award are a program best for a single season ... Mason has received honorable mention for Player of the Week on Feb. 1 and 8.

MILLENNIAL GENERATION: With her eighth and final free throw with 50-seconds remaining during the Jan. 23 game at Incarnate Word, junior Alexis Mason reached 1,000 career points ... She is the second Wildcat this season to eclipse this plateau, joining senior Whitney West Swinford who achieved this milestone in the conference season opener vs. Central Arkansas ... Mason is the fourth Wildcat under Julie Goodenough to reach this plateau, along with Mack Lankford (1323 points) and Renata Marquez (1285) and Swinford (1115) ... Next in line to reach 1,000 pts. are Sydney Shelstead (908) and Suzzy Dimba (898).

CHASING KING'S CROWNS: With seven games left in the regular season, Whitney West Swinford is 20 3-pointers away from tying the ACU career record set by Ashley King between 2002 and 2006 ... King made 239 treys on 625 attempts (.382) ... Swinford has connected 219 times on a school record 660 attempts (.332) ... Swinford will have to average close to 3.0 3-pointers per game the rest of the season to break King's record ... She scored her 1,000th career point at Central Arkansas and played in her 100th game Jan. 10 at Nicholls.

CATEGORICAL VARIABLE: Suzzy Dimba is the only player in the Southland Conference who leads her team in assists (61), blocks (36) and steals (54) ... She is 21 rebounds behind sister, Lizzy, who leads the Wildcats with 177 boards.

WILDCATS GO FOURTH: Twenty nine of ACU's 85 points at Stephen F. Austin were scored in the fourth quarter, where the Wildcats have outscored the opposition, 446-321 (20.3 - 14.6 ppg) ... It was ACU's third biggest scoring quarter and largest since tallying 30 in the first quarter at Nicholls ... Here are ACU's 4th quarter point totals since the start of Southland play on Jan. 2 ... 21 at Central Arkansas ... 25 vs. Northwestern State ... 18 at Nicholls ... 24 vs. McNeese ... 29 at Stephen F. Austin ... 22 at Sam Houston ... 27 at Incarnate Word ... 13 vs. Houston Baptist ... 22 and 18 vs. Lamar ... 21 vs. Southeastern.

PICKED A PECK 'EM: ACU broke its three-game series losing streak vs. Lamar in a big way Jan. 30, hitting a season-high 15 3-pointers (.455) en route to a 90-62 victory over the Southland Conference preseason favorites ... By comparison, the Cardinals made only one of 18 3-point attempts (.058) ... Alexis Mason had 17 points in addition to pulling down a career high 13 rebounds for her second consecutive double-double, and had seven assists for the second time in four games ... Five Wildcats reached doubles figures in scoring, including reserve freshman guard Sara Williamson who scored a career high 13 points on 3-3 shooting with two treys and five free throws ... Whitney West Swinford knocked down five 3-pointers to finish with 18 points, while the Dimba twins combined for 28 points ... ACU's 90 points is the second-highest point total allowed by one Southland Conference school vs. another ... McNeese dropped 96 points on Southeastern on Jan. 27, 2016.

FOR THE DOGS: ACU remains undefeated vs. Houston Baptist at 4-0 following its Jan. 27 win over the Huskies, 77-60 ... The Wildcats received great production from its bench players with four starters in foul trouble throughout the game ... The ACU bench outscored HBU's 22-7, getting seven points and a career-high five assists from senior Paris Webb, and six points and a career high six rebounds from sophomore Alyssa Echols ... Freshmen McKenzie Martin and Sara Williamson each knocked down a 3-pointer ... Junior Alexis Mason posted the first double-double of her career with 18 points and 11 rebounds to go along with three assists in 34 minutes of play.

WHERE THE CARDS MAY FALL: ACU defeated Incarnate Word for the fifth-consecutive time and lifted its all-time series record to 17-8 following a Jan. 23 win at the McDermott Convocation Center ... All five starters reached double figures in scoring for the first time since the season opener and first time against a Southland Conference opponent since beating Southeastern Louisiana on the road, 96-82, on March 3,

2014 ... The Wildcats shot over 50 percent (.549) for the second time in three games with junior Alexis Mason leading all scorers with 26 points ... She also tied a career single-game high with four steals ... Lizzy Dimba recorded her fourth double-double of the season with 15 points and 10 rebounds.

LOG ROLLED: ACU won its first game vs. Stephen F. Austin, 85-70, on Jan. 16 ... SFA defeated the Wildcats three times in the 1970's by a double-digit margin and by 21 points after ACU joined the Southland in 2013 ... Last year ACU closed the gap with an overtime loss, 81-79, but this year tied a season high with 50 second-half points after taking a 35-34 lead into halftime ... The Wildcats also overcame their largest deficit of the season at nine points with 1:21 left in the first quarter ... Despite recording season lows with 23 rebounds and 48 field-goal attempts, the Wildcats shot a season best .583 vs. the Ladyjacks and capitalized on 29 personal fouls by making 25 of 35 free throws (.657) ... ACU's field-goal percentage was its best vs. any Southland opponent and highest since hitting 29-of-48 (.604) vs. Colorado State-Pueblo on Jan. 3, 2010 ... The Wildcats' 23 rebounds were their fewest since having 20 vs. Houston Baptist on 2/6/2014.

EVEN COWGIRLS GET THE BLUES:

The Wildcats defeated McNeese for the second straight year, 79-62, Jan. 13 at Moody Coliseum ... ACU led by as many as 11 points in the first half only to see the Cowgirls take off on a 30-18 run over the next 12 minutes in taking their first and only lead at 33-32 ... The Wildcats, however, rallied to take a one-point lead into halftime and outscored McNeese in the second half, 42-26 ... The Cowgirls shot just .269 for the game and only went to the foul line twice in the second half after making 19 trips in the first half ... Posts Sydney Shelstead (22/12) and Suzzy Dimba (11/11) each had a double-double ... Guard Alexis Mason finished with 26 points on 9-17 shooting.

RED ARMY: The Wildcats are 2-1 all-time vs. the Nicholls Colonels with each team winning on its opponent's home court ... ACU won its second game in three years Jan. 10 at Stophrer Gym, rallying from six points down late in the fourth quarter to beat the Colonels 71-68 ... Whitney West Swinford hit the game-tying three pointer with 1:07 left and the defense held Nicholls to without a field goal over the final 2:16 ... ACU won 78-62 in Thibodaux during their first winter in the Southland Conference after rallying from 12 points down, but was drubbed at home last season, 67-39 – the Wildcats' biggest loss in 30 years.

THE EXORCISTS: ACU defeated the Lady Demons for the first time in three games on Jan. 7, 67-46 ... The Wildcats outrebounded Northwestern State, 48-20, and their +28 rebounding advantage was their greatest since December 2013 (+29 vs. Texas Wesleyan, 61-32) and the widest ever against a Division I opponent ... Sydney Shelstead led ACU with 13 rebounds ... NSU's 20 total rebounds were the fewest recorded by an ACU opponent in a single game since TWU had 20 on Dec. 14, 2009.

SATURDAY NIGHT'S ALRIGHT: ACU defeated Central Arkansas for the first time on Jan. 2 in the Wildcats' first trip to Conway, Ark., 61-49 ... The Wildcats blocked nine shots, which were three away from tying the school record of 12 set Jan. 5, 2002 vs. East Central ... The Wildcats last blocked nine shots in a single game on Feb. 25, 2015 vs. Houston Baptist ... Whitney West Swinford scored 15 points to surpass the 1,000-career point threshold ... Swinford was 3-of-7 from beyond the 3-point arc, while the Sugar Bears (0-12) became the third ACU opponent in two seasons (Air Force, Houston Baptist) to finish without a 3-point basket when taking 10-or-more att.

BATTLE THE BIG SKY: ACU defeated Big Sky Conference members Eastern Washington and Idaho during its final non-conference road trip of the 2015-16 season ... ACU's win over EWU was its second in as many seasons and its victory at Idaho was its first in overtime since the 2010-11 season when the Wildcats defeated Commerce, 84-82 ... ACU is 5-2 all-time vs. current Big Sky schools ... The Wildcats are 2-0 vs. EWU, 1-0 vs. Idaho, Idaho State and Portland State and 0-1 vs. North Dakota State and Northern Colorado ... ACU played a majority of these schools while members of the LSC.

PHYSICAL GRAFFITI: The Vandals of Idaho recorded opponent season highs of 77 field goal attempts and 31 3-point tries but only shot .273 from the floor (.161 from beyond the arc) ... Idaho also hindered itself at the free-throw line, missing 12 of an opponent season high 24 attempts ... Four of ACU's opponents this season have shot 50 percent or worse from the charity stripe: Idaho, Missouri Valley, Southeastern La. and Grand Canyon.

WHERE EAGLES DARE: ACU upended Eastern Washington for the second straight year thanks to a .532 field-goal percentage (25-47), which included 5-of-12 makes from beyond the 3-point line ... The lack of missed shots resulted in a season low six offensive rebounds ... The Wildcats' efforts from the floor offset a below average performance from the free-throw line that resulted in a season worst .586 (17-29)

percentage ... Four ACU starters reached double figures in scoring led by Alexis Mason and Suzzy Dimba each of whom scored 14 points ... Close to half of ACU's 72 points were scored in the paint (34).

LIZZYLAND: Junior forward Lizzy Dimba received her first career Southland Conference Player of the Week award Dec. 21 following ACU's road wins at Eastern Washington and Idaho ... Dimba posted her third double-double of the season against Idaho (13 points / 10 rebounds) and came down with a key defensive rebound to send their game into overtime ... Dimba recorded a team-high four steals to go along with 13 points against Eastern Washington ... The Wildcats have won this award seven times since December of 2013.

CHRISTMAS PRESENCE: The Wildcats are an impressive 14-5 (.737) over the past five seasons during their December Winter Break games ... ACU went 1-1 at home in 2011 before winning four-consecutive games at the West Texas Lady Buff Classic between 2011-12, beating Shaw, Southwestern Oklahoma, Arkansas-Fort Smith and Emporia State ... ACU won two of three games at Texas Tech in December of 2013 and started the 2014 break with home wins over Southwestern Christian and Air Force ... This December the Wildcats won games at Eastern Washington and Idaho before defeating Schreiner on New Year's Eve.

AIR FORCE STRIKE: ACU won its second straight neutral-site tournament in as many seasons following wins over Grand Canyon (75-71) and Eastern Michigan (83-59) at the Air Force Classic ... It was ACU's first trip to the Air Force Academy in close to 30 years ... Junior Alexis Mason was voted MVP of the classic and made the all-tournament team alongside sophomore Sierra Allen ... Mason set a career high with 29 points vs. the Eagles ... Sophomore Sierra Allen averaged 16.0 ppg off the bench.

ROCKY MOUNTAIN WAY: ACU buried 14 3-pointers against Eastern Michigan, which were its most since knocking down 15 last season vs. Southwest Christian ... The Wildcats registered a 40-percent 3-point field-goal percentage or better four times last season: .476 vs. A&M-Corpus Christi, .417 vs. Southeastern and Howard Payne, .409 at McNeese, and this season have shot .462 in their Southland opener this season at Central Arkansas, .414 (12-29) at Sam Houston State and .455 (15-33) vs. Lamar... Alexis Mason came up one point shy (29) vs. Eastern Michigan of becoming the first Wildcat since Renata Marquez to score 30 points in a single game (32 vs. Arlington Baptist on Feb. 28, 2014) ... Mason made 8-of-18 field goals and was 7-of-16 from

3-point range ... EMU's Cha Sweeney's 22 field goal attempts were the most by any ACU opponent since McNeese's Allison Baggett put up 23 on March 1, 2014.

SEEING RED: ACU lost 71-65 Dec. 2 at Texas Tech despite receiving a 14-point / 11-rebound double-double by Suzzy Dimba, which was the 22nd of her career ... The Wildcats' five starters averaged 35.0 minutes on the court and nearly pulled off a second-half comeback in which they trimmed a 14-point deficit down to two with four minutes left ... Prior to the Wildcats' 2013 victory at United Supermarkets Arena, ACU's last win over Texas Tech came on Nov. 13, 1978, when the Wildcats beat Tech 85-67 ... The series was dormant between 1983 and 2013 ... The Wildcats are 16-25 against current Big 12 teams (0-1 vs. Baylor, 0-1 vs. Oklahoma, 8-3 vs. TCU, 1-0 vs. Texas, 7-19 vs. Texas Tech, 0-2 vs. Kansas State, 0-0 vs. Iowa State, Kansas, Oklahoma State and West Virginia).

GREAT ODIN'S RAVEN! ACU crushed Missouri Valley College, 96-35, in the first meeting between schools ... The Vikings set several opponent season lows, including points (35), second-half points (11) and field-goal percentage (.250) ... By allowing only 35 points, ACU held consecutive opponents (Nov. 23-27) to under 40 points for the first time since early in the 1974-75 season when the Wildcats limited neighbors McMurry and Hardin-Simmons to 39 and 37 points, respectively ... The 35 points allowed were the fewest surrendered by a Wildcat team since Southwestern Adventist mustered 21 on Jan. 12, 2013 ... MVC came close to finishing the second half in single digits if not for a 3-pointer with 40-seconds remaining ... ACU has not lost to a NIAA opponent since its move to the Southland.

NO FOULING AROUND: ACU recorded its fewest fouls of the young season with six vs. Missouri Valley College, tying a Julie Goodenough-era record from Jan. 12, 2013 vs. Southwestern Adventist ... Two Wildcats had two fouls vs. the Vikings, while two others were charged with one ... ACU last committed fewer than 10 fouls in a game during the 2013-14 season vs. Oral Roberts with eight ... Prior to the 2013 game vs. SWA, ACU was last kept under 10 fouls in a November 2002 game vs. Incarnate Word (8) ... The Wildcats were charged with nine fouls in their Dec. 31 win over Schreiner.

LOW TURNOVER: ACU's seven turnovers vs. Missouri Valley were its fewest since coughing up the ball eight times vs. Sam Houston State on Jan. 25, 2014 ... Prior to that occasion, ACU last turned over the ball fewer than 10 times on Dec. 20, 2014 vs. Air Force (9) ... The Wildcats also had a

nine turnover game on Nov. 22, 2008 vs. St. Edward's and lost the ball eight times vs. Angelo State on Jan. 14, 2003 ... The single-game record for fewest turnovers is believed to be five (at Central Oklahoma on 12/2/99).

FRESH LOOK: With 13 points off the bench vs. Southwest McKenzie Martin became the first Wildcat freshman since Lizzy Dimba (March 8, 2014 vs. Incarnate Word) to lead the team in scoring – a span of 33 games ... Martin was 4-of-11 from the floor with two 3-pointers and three foul shots in 16 minutes ... Martin continued to shine off the bench vs. Missouri Valley College, scoring 12 points on 4-8 shooting with two treys.

SWEET CHARITY: With a 21-23 (.913) night from the free-throw line against Missouri Valley College, the Wildcats shot 80 percent or better from the free-throw line in back-to-back-to-back games for the first time since February of 2013 ... During a three-game stretch from Feb. 13-19, ACU was 26-30 (.867) at Midwestern State, 16-18 (.889) at Cameron and 25-31 (.806) vs. Texas Woman's ... The Wildcats won all three games as part of a five-game winning streak, but had both runs snapped in a loss at Incarnate Word (11-19, .579) ... Leading up to the MVC game, ACU posted a 28-32 (.875) performance vs. Southwest, and a 15-18 (.833) effort against UTSA ... The streak ended Dec. 2 at Texas Tech (19-26, .731).

BEEP! BEEP! ACU defeated UTSA at home 79-60 for the Wildcats first win in three tries against the Roadrunners ... Four players reached double figures in scoring, led by juniors Alexis Mason (20) and Sydney Shelstead (20) ... ACU also was helped by .308 shooting from 3-point range (8-26) and scoring 24 points off 23 turnovers.

WANT TO GET AWAY?: ACU recorded its most steals (22) since a 2004 game vs. Lincoln on Nov. 23 vs. Southwest ... USW's 38 turnovers are believed to be a modern ACU opponent record as the last teams to turn the ball over 30+ times against the Wildcats were Houston Baptist (30 | Feb. 6, 2014) and ASU (32 | Nov. 14, 2013).

SHEL SHOCKED: Junior Sydney Shelstead received the first Southland Conference Player of the Week award of her career on Nov. 16 following the Wildcats' 96-71 win vs. Wayland Baptist, in which she recorded a 26-point / 12-rebound double-double ... Her point total was one shy of her career high set against Houston Baptist last season ... Shelstead recorded her second double-double in as many games only a few hours after receiving the award, scoring 11 points and pulling down 11 rebounds at Kansas St.

SIXTY-POINT HALF: ACU scored 62 of its 96 points vs. Wayland Baptist in the first half, which were its most since moving into NCAA DI three seasons ago ... The Wildcats last recorded a 60-point half vs. Northwood during the 2012-13 season, and totaled 61 points earlier that year in the season-opener vs. Texas Lutheran.

OPENING NIGHT: ACU has won its last six season openers and is 28-17 all-time on Opening Night following its 96-71 win vs. Wayland Baptist on Nov. 14 ... Moody Coliseum is in its 46th year of hosting basketball at ACU, with the first game played here on Feb. 27, 1968 ... The ACU women's program dates back to 1971 and has only called six individuals head coach.

RARE COMPANY: ACU is one of only 25 NCAA DI schools nationwide to return its starting five from last season ... The other 24 schools are Auburn, Davidson, Eastern Michigan, Georgetown, Houston, Lipscomb, Longwood, Loyola-Maryland, Maine, New Mexico State, Ohio State, Oregon State, Rhode Island, Saint Louis, Southern Illinois, Texas, ULL, UNC-Wilmington, USF, Utah Valley, VCU, Wagner and Wofford.

PRESEASON RECOGNITION: Junior Suzzy Dimba was named to the All-Southland Conference Women's Basketball Second Team ... She was the only post player voted to either of the two teams, joining a selection of nine guards ... Dimba is the first ACU women's basketball player to make a Southland Conference preseason squad ... She was previously named to the Southland Conference All-Defensive Team at the end of her freshman and sophomore seasons, and last year was tabbed to the All-Southland Conference Third Team ... Dimba's fine sophomore campaign saw her finish ranked among the conference leaders in scoring (11.6 ppg), rebounding (8.6 rpg), assists (2.6 apg), blocks (1.7 bpg), steals (2.6), 3-point field goals per game (1.4) and double-doubles (10) ... Her steals per game average was 32nd in the NCAA, and her rebounding and blocking averages were ranked top 100.

GOODENOUGH 600: ACU's game vs. Southwest was the 600th of Julie Goodenough's head coaching career ... The Haskell native spent her first nine seasons (1993-2002) at Hardin-Simmons, where she led the Cowgirls to four-straight NCAA D-III Championship appearances ... She then coached for three seasons at Oklahoma St. from 2002-05, and later turned around the program at Charleston Southern from 2006-12, getting them to two WBI Tournaments in 2010 and 2012 ... Goodenough has led the Wildcats to three-straight winning seasons since her return to the Key City in 2012.

WILDCATS ARE GOODENOUGH: Julie Goodenough is at the start of her 22nd season as a collegiate head coach and fourth at the helm of the ACU basketball team ... Her first team shared the Lone Star Conference regular-season title with Midwestern State at 16-4 and finished with an overall mark of 21-7 – the program's first 20-win season since 2004-05 ... Her efforts also resulted in her earning co-Coach of the Year honors from the LSC as the Wildcats made their first NCAA postseason since 2008-09 ... Goodenough won her 300th game on Jan. 15, 2013 vs. Incarnate Word, after the Wildcats prevailed over the Cardinals, 76-65 ... She won her 50th game with the Wildcats Jan. 29, 2014 at Houston Baptist ... Goodenough coached her 100th game at ACU on Jan. 7 vs. Northwestern State (W, 67-46) ... She coached her 600th game at the collegiate level on Nov. 23, 2015 vs. Southwest ... ACU is 54-27 (.667) in two-plus seasons as a Division I program under Goodenough's leadership.

CATCHING CURTIS: ACU's Dec. 20, 2014 win vs. Air Force was the 46th for Julie Goodenough as the Wildcats' head coach, pushing her past Dr. Joyce Curtis (45-57, .441) for fifth on the program's all-time wins list ... A professor emerita of exercise science and health, Dr. Curtis was the first coach for women's volleyball, badminton, basketball and tennis and was inducted into the ACU Sports Hall of Fame in 2003 ... Goodenough's needs 21 wins to tie Wayne Williams (96-70, .578) for fourth place on ACU's all-time victory list.

IN 2014-15: The Wildcats went 9-9 vs. the Southland Conference and swept the season series from three schools: Incarnate Word, Houston Baptist and Southeastern Louisiana ... ACU went 8-3 vs. non-conference opponents ... 10-5 at home and 7-7 away from Moody Coliseum ... 10-6 on weekdays (4-1 on Monday, 3-3 on Wednesdays, and 3-2 on Thursdays) ... 7-6 on weekends (1-0 on Friday, 6-5 on Saturday, 0-2 on Sunday) ... 9-8 in day games ... 8-4 in night games.

2014-15 AWARDS: Sophomores Suzzy Dimba and Sydney Shelstead were named Third Team All-Southland Conference ... Dimba made the Southland Conference All-Defense Team for the second consecutive season ... Shelstead was voted First Team Academic All-Southland Conference and First Team Academic All-District 7 (CoSIDA / Capital One) ... Ten Wildcats were tabbed to the Southland's Commissioner's Honor Roll ... Whitney West (12/1) and Dimba were (2/23) named Southland Conference Player of the Week ... Honorable Mention Player of the Week went to Dimba (11/17) and Shelstead (12/21 & 3/2).

THE STAFF: Assistants Kyle Felan and Matt Stine are at the start of their second year with the Wildcats ... Felan came to Abilene after spending four seasons working in several roles for the women's basketball coaching staff at Texas A&M University ... Stine worked with the women's basketball programs at Dayton and TCU ... Taking the place of Kendra Hassell as associate head coach is Erika Lambert ... Lambert is entering her eighth year in collegiate coaching and sixth at the NCAA Division I level ... Goodenough and Lambert previously worked together during the 2011-12 season at Charleston Southern University ... That year's team won 17 games and qualified for its second postseason appearance at the WBI in three years.

SOUTHLAND BOUND: As third-year members of the Southland Conference, Incarnate Word and ACU are not eligible to win a conference championship during their D-I transition period ... Pending NCAA approval, the Wildcats would be fully eligible beginning with the 2017-18 season.

ARE YOU SOUTHLAND STRONG?: The conference motto encompasses a positive mindset and confident outlook for everything that happens in the Southland ... It is about competitiveness and success in the conference, in the NCAA, in professional sports and many other great achievements by member institutions and student-athletes ... It is also about being successful in the classroom and workforce and about great works by the league's athletic departments reaching out and giving back to the local communities and student-athletes providing leadership through their endless efforts with local charity and youth groups.

LEAVING THE LONE STAR: The Wildcats won 16 combined Lone Star Conference championships from 1983 to 2013, which includes divisional, regular season and tournament titles ... ACU also left the LSC holding nine individual career records, plus three season records and single-game records ... Claudia Schleyer, who played at ACU from 1982-86, remains the LSC's all-time leading scorer with 2,770 points, and the 1995-96 team still holds three LSC's single-season records for most points (2,950), scoring average (89.4 ppg) and assists (635).

THE ACU PROMISE: ACU is a vibrant, innovative, Christ-centered community that engages students in authentic spiritual and intellectual growth, equipping them to make a real difference in the world ... Its mission is to educate students for Christian service and leadership throughout the world.

MILESTONE WATCH

Name	Category	Goal (To go)
L. Dimba	Points	1,000 (175)
	Rebounds	500 (1/23) at UIW
	Assists	100 (12/20) at Idaho
	Steals	100 (12/31) vs. Schreiner
S. Dimba	Points	1,000 (102)
	Blocks	100 (11/23) vs. Southwest
Mason	Points	1,000 (1/23) at UIW
	Steals	100 (1/21) at Sam Houston
Shelstead	Points	1,000 (92)
	Rebounds	500 (1/13) vs. McNeese
	Steals	100 (1/2)
West Swinford	Games	100 (1/10) at Nicholls
	3FGA Made	*215 (20)
	3FGA Att.	*625 (1/23) at UIW
	Points	1,000 (1/2) at UCA

*School Record

Five individuals in double-digits

11/14/15 vs. Wayland Baptist

Shelstead (26), Mason (18), L. Dimba (13), West Swinford (12), S. Dimba (10)

11/23/15 vs. Southwest

*Martin (13), Swinford (12), L. Dimba (12), S. Dimba (12), *Allen (11)

11/27/15 vs. Missouri Valley

West Swinford (14), *Allen (13), *Martin (12), S. Dimba (12), Mason (11)

1/26/16 at Incarnate Word

Mason (26), West Swinford (17), L. Dimba (15), Shelstead (14), S. Dimba (12)

1/30/16 vs. Lamar

West Swinford (18), S. Dimba (17), A. Mason (17), *Williamson (13), L. Dimba (11)

2/6/16 at Southeastern La.

L. Dimba (23), Mason (19), West Swinford (17), S. Dimba (12), Shelstead (12)

*bench player

Two individuals w/20+ points

11/21/15 vs. UTSA

Mason (20), Shelstead (20)

12/5/15 vs. Eastern Michigan

Mason (29), Swinford (20)

1/13/16 vs. McNeese

Mason (26), Shelstead (22)

1/16/16 vs. Stephen F. Austin

Mason (21), Shelstead (22)

1/21/16 at Sam Houston State

Suzzy Dimba (22), Shelstead (21)

RPI Rankings

Date	Rank
12/1.....	53
12/6.....	52
12/13.....	42
12/20.....	16
12/27.....	16
1/5.....	12
1/12.....	30
1/19.....	18
1/26.....	40
2/2.....	45
2/9.....	63

CollegeInsider.com Mid-Major Poll

Date	Rank
12/27.....	RV (26 points)
1/5.....	RV (36 points)
1/12.....	21
1/19.....	21
1/26.....	21
2/2.....	17
2/9.....	20

2015-16 Southland Preseason Polls

Coaches' Poll

Place	Team (first place votes)	Total
1.	Lamar (5)	130
2.	Northwestern State (5).....	126
3.	Stephen F. Austin (2).....	125
4.	McNeese State (2).....	123
5.	Texas A&M-Corpus Christi	100
6.	Houston Baptist	92
7.	Central Arkansas	88
8.	Nicholls.....	80
9.	Abilene Christian	74
10.	Sam Houston State	61
11.	New Orleans	47
12.	Southeastern Louisiana	28
13.	UIW	18

SID Poll

Place	Team (first place votes)	Total
1.	Lamar (5)	125
2.	Stephen F. Austin (3).....	117
3.	Northwestern State (3).....	110
4.	McNeese State (1).....	108
5.	Texas A&M-Corpus Christi	105
6.	Houston Baptist (1).....	87
T7.	Central Arkansas	73
T7.	Nicholls.....	73
9.	Abilene Christian	69
10.	Sam Houston State	53
11.	New Orleans	41
12.	Southeastern Louisiana	35
13.	UIW	18

Southland Preseason All-Conference Teams

First Team

Name	Cl.	Pos.	School
JaMeisha Edwards	Sr.	G	Lamar
Janelle Perez	Sr.	G	Northwestern St.
Allison Baggett	Sr.	G	McNeese
Shay Weaver	Sr.	G	Corpus Christi
Shernise Robertson	Sr.	G	Sam Houston

Second Team

Name	Cl.	Pos.	School
Taylor Ross	Jr.	G	Stephen F. Austin
Maggie Proffitt	Jr.	G	Central Arkansas
Jayln Johnson	Sr.	G	McNeese State
Brianna Mullins	Jr.	G	Central Arkansas
Suzzy Dimba	Jr.	F	Abilene Christian

Where the Wildcats Rank in 2015-16 (as of Feb. 1, 2015)

Team	Southland	NCAA
Scoring Offense	1st (77.1 ppg)	19th
Scoring Margin	1st (+15.7)	14th
Scoring Defense	2nd (61.4 ppg)	
Field Goal Percentage	2nd (.421)	74th
Field Goal Percentage (Defense)	2nd (.367)	53rd

3-Point Field Goals Made Per Game	1st (7.9 pg)	24th
3-Point Field Goals Made	1st (174)	28th
3-Point Field Goals Attempted	1st (542)	24th
3-Point Field Goal Percentage	5th (.321)	
3-Point Field Goal (Defense)	2nd (.296)	

Free Throw Percentage	4th (.715)	98th
Opponent FT Percentage	11th (.655)	

Rebounding Offense	1st (42.1 rpg)	38th
Rebounding Defense	7th (37.6 rpg)	
Offensive Rebounds	2nd (15.5 rpg)	30th
Defensive Rebounds	1st (26.6 rpg)	
Rebounding Margin	2nd (+4.5)	61st
Turnover Margin	3rd (2.41)	77th
Assist / Turnover Ratio	3rd (0.91)	
Blocked Shots	1st (4.18 bpg)	96th
Assists	1st (15.32 apg)	50th
Steals	3rd (10.41 apg)	24th

Individual Southland NCAA**Lizzy Dimba**

Scoring	30th (10.2)
Rebounding	5th (8.0)
Defensive Rebounds	9th (4.6)
Offensive Rebounds	2nd (3.5)
Free Throw Percentage	21st (.632)
Blocks	23rd (0.5)
Steals	8th (1.8)

Suzzy Dimba

Scoring	28th (10.2)
Rebounding	8th (7.1)
Defensive Rebounds	6th (4.9)
Free Throw Percentage	20th (.651)
Assists	12th (2.8)
Blocks	3rd (1.6) 92nd
Steals	3rd (2.5) 48th

Alexis Mason

Scoring	3rd (17.4) 76th
Rebounding	26th (4.7)
Field Goal Percentage	7th (.412)
3-Pt. Field Goal Percentage	8th (.337)
3-Pt. Field Goals Per Game	1st (2.9) 19th
Free Throw Percentage	9th (.779)
Assists	19th (2.5)
Steals	20th (1.5)

Sydney Shelstead

Scoring	8th (14.4)
Rebounding	7th (7.3)
Defensive Rebounds	7th (4.8)
Offensive Rebounds	11th (2.5)
Field Goal Percentage	3rd (.485) 93rd
Free Throw Percentage	10th (.765)
Blocks	9th (0.9)
Steals	36th (1.1)

Whitney West Swinford

Scoring	22nd (11.4)
Rebounding	47th (3.5)
3-Pt. Field Goals Per Game	8th (2.3)
3-Pt. Field Goal Percentage	7th (.342)
Assists	18th (2.5)
Blocks	16th (0.6)
Steals	30th (1.2)

2015-16 Awards**Southland Conference**

Second Team All-Preseason	Suzzy Dimba
Player of the Week (11/16)	Sydney Shelstead
Player of the Week (12/21)	Lizzy Dimba
Player of the Week (1/11)	Alexis Mason
Player of the Week (1/18)	Alexis Mason
Player of the Week (1/25)	Alexis Mason

Air Force Classic

All-Tournament Team	Sierra Allen, Alexis Mason (MVP)
---------------------------	----------------------------------

ACU's 100-Point Games (49)

Season	Points	Opponent
2008-09	*147	Texas Woman's
1995-96	122	Howard Payne
1987-88	118	Mary Hardin-Baylor
1997-98	116	Texas Woman's
1994-95	116	Ambassador
1994-95	115	Texas Woman's
1985-86	112	Mary Hardin-Baylor
2013-14	111	Texas Lutheran
1997-98	110	Schreiner
1995-96	110	Quincy
1995-96	109	Central Oklahoma
1988-89	109	Alaska Fairbanks
2013-14	108	Arlington Baptist
2012-13	108	Southwestern Adventist
1988-89	108	Texas A&I
2013-14	105	Northwood
2009-10	*105	Central Oklahoma
2002-03	105	Oklahoma Panhandle
1995-96	105	Angelo State
1995-96	105	Tarleton State
2008-09	104	A&M-Commerce
2003-04	104	A&M-Commerce
1995-96	104	Texas Woman's
1989-90	104	Huston-Tillotson
1985-86	104	St. Mary's
1977-78	104	McMurry
1998-99	103	A&M-Commerce
1994-95	103	Central Oklahoma
1979-80	103	Tarleton State
2014-15	102	Howard Payne
1990-91	102	Midwestern State
1995-96	102	Midwestern State
1992-93	*102	Central Oklahoma
1993-94	*102	Angelo State
1988-89	102	UC Riverside
1988-89	102	Angelo State
1980-81	102	Midwestern State
1985-86	102	Angelo State
1976-77	101	West Texas State
1993-94	101	West Texas A&M
1993-94	101	Texas Woman's
2014-15	100	Southwestern Christian
2007-08	100	UT-Permian Basin
1979-80	100	Lubbock Christian
1994-95	100	Angelo State
1993-94	100	North Florida
1978-79	100	Cisco
1991-92	100	Cameron
1985-86	100	Mary Hardin-Baylor

*overtime

2015-16 STATSHEET

2015-16 ACU Basketball Abilene Christian Combined Team Statistics (as of Feb 07, 2016) All games

RECORD:	OVERALL	HOME	AWAY	NEUTRAL
ALL GAMES	19-3	9-0	8-3	2-0
CONFERENCE	10-1	4-0	6-1	0-0
NON-CONFERENCE	9-2	5-0	2-2	2-0

#	Player	gp-gs	min	avg	Total		3-Point		F-Throw		Rebounds				pf	dq	a	to	blk	stl	pts	avg
					fg-fga	fg%	3fg-fga	3fg%	ft-fa	ft%	off	def	tot	avg								
15	Mason, Alexis	22-22	705	32.0	119-289	.412	64-190	.337	81-104	.779	29	75	104	4.7	40	1	54	59	5	33	383	17.4
33	Shelstead, Sydney	22-22	675	30.7	105-223	.471	5-12	.417	101-132	.765	56	105	161	7.3	60	4	27	46	20	25	316	14.4
12	West, Whitney	22-22	627	28.5	86-211	.408	50-146	.342	28-45	.622	30	48	78	3.5	46	0	56	55	14	26	250	11.4
23	Dimba, Suzzy	22-22	659	30.0	76-196	.388	18-71	.254	54-83	.651	46	110	156	7.1	61	1	61	55	36	54	224	10.2
32	Dimba, Lizzy	22-22	659	30.0	76-183	.415	7-33	.212	60-95	.632	76	101	177	8.0	65	2	43	51	11	40	219	10.0
22	Allen, Sierra	22-0	248	11.3	37-79	.468	5-13	.385	18-23	.783	31	31	62	2.8	24	0	6	39	3	4	97	4.4
05	Martin, McKenzie	14-0	77	5.5	18-37	.486	11-26	.423	6-7	.857	5	7	12	0.9	4	0	2	5	0	0	53	3.8
01	Williamson, Sara	22-0	224	10.2	20-52	.385	6-20	.300	30-37	.811	8	15	23	1.0	12	0	24	13	3	7	76	3.5
02	Echols, Alyssa	20-0	170	8.5	12-24	.500	6-13	.462	7-14	.500	9	28	37	1.9	5	0	13	17	0	13	37	1.9
10	Webb, Paris	22-0	297	13.5	11-30	.367	1-10	.100	10-15	.667	14	19	33	1.5	19	0	40	22	0	19	33	1.5
24	Wentz, Breklyn	16-0	84	5.3	1-9	.111	1-8	.125	6-6	1.000	2	4	6	0.4	16	0	11	10	0	8	9	0.6
Team											35	42	77									
Total.....		22	4425		561-1333	.421	174-542	.321	401-561	.715	341	585	926	42.1	352	8	337	372	92	229	1697	77.1
Opponents.....		22	4425		493-1345	.367	130-439	.296	235-359	.655	324	504	828	37.6	501	21	278	425	72	212	1351	61.4

TEAM STATISTICS	ACU	OPP	Date	Opponent	Score	Att.
SCORING	1697	1351	11/14/15	WAYLAND BAPTIST	w 96-71	1025
Points per game	77.1	61.4	11/16/15	at Kansas State	L 45-76	3784
Scoring margin	+15.7	-	11/21/15	UTSA	w 79-60	1000
FIELD GOALS-ATT	561-1333	493-1345	11/23/15	SOUTHWEST (N.M.)	w 91-39	517
Field goal pct	.421	.367	11/27/15	MISSOURI VALLEY	w 96-35	525
3 POINT FG-ATT	174-542	130-439	12/02/15	at Texas Tech	L 65-71	3015
3-point FG pct	.321	.296	12/04/15	vs Grand Canyon	w 75-71	96
3-pt FG made per game	7.9	5.9	12/05/15	vs Eastern Michigan	w 83-59	159
FREE THROWS-ATT	401-561	235-359	12/18/15	at Eastern Washington	w 72-60	153
Free throw pct	.715	.655	12/20/15	at Idaho	wot 71-59	201
F-Throws made per game	18.2	10.7	12/31/15	SCHREINER	w 79-51	1031
REBOUNDS	926	828	* 01/02/16	at Central Arkansas	w 61-49	512
Rebounds per game	42.1	37.6	* 01/07/16	NORTHWESTERN ST.	w 67-46	1107
Rebounding margin	+4.5	-	* 01/10/16	at Nicholls	w 71-68	487
ASSISTS	337	278	* 01/13/16	MCNEESE	w 79-62	1136
Assists per game	15.3	12.6	* 01/16/16	at Stephen F. Austin	w 85-70	1749
TURNOVERS	372	425	* 01/21/16	at Sam Houston State	w 87-76	1009
Turnovers per game	16.9	19.3	* 01/23/16	at Incarnate Word	w 86-71	524
Turnover margin	+2.4	-	* 01/27/16	HOUSTON BAPTIST	w 77-60	1227
Assist/turnover ratio	0.9	0.7	* 01/30/16	LAMAR	w 90-62	1306
STEALS	229	212	* 02/04/16	at Lamar	L 54-63	687
Steals per game	10.4	9.6	* 02/06/16	at Southeastern La.	w 88-72	581
BLOCKS	92	72				
Blocks per game	4.2	3.3				
ATTENDANCE	8874	12957				
Home games-Avg/Game	9-986	11-1155				
Neutral site-Avg/Game	-	2-128				

* - Conference game

Score by Periods	1st	2nd	3rd	4th	OT	Totals
Abilene Christian	446	380	407	446	18	1697
Opponents	324	358	342	321	6	1351

2015-16 SOUTHLAND STATSHEET

2015-16 ACU Basketball Abilene Christian Combined Team Statistics (as of Feb 07, 2016) Conference games

RECORD:	OVERALL	HOME	AWAY	NEUTRAL
ALL GAMES	10-1	4-0	6-1	0-0
CONFERENCE	10-1	4-0	6-1	0-0
NON-CONFERENCE	0-0	0-0	0-0	0-0

#	Player	gp-gs	min	avg	Total		3-Point		F-Throw		Rebounds											
					fg-fga	fg%	3fg-fga	3fg%	ft-fga	ft%	off	def	tot	avg	pf	dq	a	to	blk	stl	pts	avg
15	Mason, Alexis	11-11	374	34.0	72-162	.444	34-96	.354	50-69	.725	21	46	67	6.1	25	1	29	37	5	19	228	20.7
33	Shelstead, Sydney	11-11	355	32.3	57-112	.509	2-4	.500	51-66	.773	25	58	83	7.5	27	1	19	26	14	14	167	15.2
12	West, Whitney	11-11	316	28.7	40-93	.430	25-67	.373	19-28	.679	11	24	35	3.2	27	0	30	25	6	10	124	11.3
23	Dimba, Suzzy	11-11	335	30.5	43-98	.439	11-32	.344	21-32	.656	27	50	77	7.0	34	1	31	30	16	21	118	10.7
32	Dimba, Lizzy	11-11	344	31.3	37-87	.425	4-18	.222	36-61	.590	39	51	90	8.2	34	2	20	28	6	16	114	10.4
01	Williamson, Sara	11-0	102	9.3	7-23	.304	3-11	.273	14-16	.875	5	3	8	0.7	6	0	7	7	2	3	31	2.8
05	Martin, McKenzie	7-0	17	2.4	4-6	.667	4-6	.667	1-2	.500	0	1	1	0.1	0	0	0	2	0	0	13	1.9
10	Webb, Paris	11-0	151	13.7	8-17	.471	1-6	.167	3-5	.600	6	9	15	1.4	16	0	17	17	0	11	20	1.8
22	Allen, Sierra	11-0	87	7.9	5-20	.250	1-6	.167	5-5	1.000	10	6	16	1.5	9	0	1	17	1	0	16	1.5
02	Echols, Alyssa	11-0	94	8.5	4-13	.308	3-7	.429	3-8	.375	3	16	19	1.7	4	0	8	11	0	7	14	1.3
24	Wentz, Breklyn	7-0	25	3.6	0-1	.000	0-1	.000	0-0	.000	1	1	2	0.3	6	0	3	3	0	0	0	0.0
Team											22	25	47									
Total.....		11	2200		277-632	.438	88-254	.346	203-292	.695	170	290	460	41.8	188	5	165	203	50	101	845	76.8
Opponents.....		11	2200		251-681	.369	63-213	.296	134-187	.717	169	223	392	35.6	257	10	138	191	33	111	699	63.5

TEAM STATISTICS	ACU	OPP
SCORING	845	699
Points per game	76.8	63.5
Scoring margin	+13.3	-
FIELD GOALS-ATT	277-632	251-681
Field goal pct	.438	.369
3 POINT FG-ATT	88-254	63-213
3-point FG pct	.346	.296
3-pt FG made per game	8.0	5.7
FREE THROWS-ATT	203-292	134-187
Free throw pct	.695	.717
F-Throws made per game	18.5	12.2
REBOUNDS	460	392
Rebounds per game	41.8	35.6
Rebounding margin	+6.2	-
ASSISTS	165	138
Assists per game	15.0	12.5
TURNOVERS	203	191
Turnovers per game	18.5	17.4
Turnover margin	-1.1	-
Assist/turnover ratio	0.8	0.7
STEALS	101	111
Steals per game	9.2	10.1
BLOCKS	50	33
Blocks per game	4.5	3.0
ATTENDANCE	4776	5549
Home games-Avg/Game	4-1194	7-793
Neutral site-Avg/Game	-	0-0

Date	Opponent		Score	Att.
* 01/02/16	at Central Arkansas	w	61-49	512
* 01/07/16	NORTHWESTERN ST.	w	67-46	1107
* 01/10/16	at Nicholls	w	71-68	487
* 01/13/16	MCNEESE	w	79-62	1136
* 01/16/16	at Stephen F. Austin	w	85-70	1749
* 01/21/16	at Sam Houston State	w	87-76	1009
* 01/23/16	at Incarnate Word	w	86-71	524
* 01/27/16	HOUSTON BAPTIST	w	77-60	1227
* 01/30/16	LAMAR	w	90-62	1306
* 02/04/16	at Lamar	L	54-63	687
* 02/06/16	at Southeastern La.	w	88-72	581

* - Conference game

Score by Periods	1st	2nd	3rd	4th	Totals
Abilene Christian	234	166	205	240	845
Opponents	168	180	165	186	699

SERIES RECORDS VS. 2015-16 OPPONENTS

Wayland Baptist leads ACU 12-5

Season	ACU	WBU
1971-72	37	43
1977-78	59	69
	69	74
1978-79	84	72
1979-80	44	77
1983-84	64	66
1984-85	62	63
1985-86	89	95
1986-87	55	87
1990-91	66	72
	63	73
1991-92	53	68
1992-93	56	83
1998-99	90	79
2013-14	79	59
2014-15	91	64
2015-16	96	71

Kansas State leads ACU 2-0

Season	ACU	KSU
2014-15	53	68
2015-16	45	76

UT-San Antonio leads ACU 2-1

Season	ACU	UTSA
2013-14	58	63
2014-15	57	70
2015-16	79	60

ACU leads Southwest (N.M.) 1-0

Season	ACU	USW
2015-16	91	39

ACU leads Missouri Valley 1-0

Season	ACU	MVC
2015-16	96	35

Texas Tech leads ACU 19-7

Season	ACU	TTU
1971-72	34	40
	38	36
1972-73	31	37
	42	38
	23	53
	29	37
1973-74	44	45
	45	49 (OT)
	32	37
1974-75	55	46
	63	36
1975-76	63	45
	56	57
	69	77
1976-77	38	48
	51	68
1977-78	67	88
	74	82
	64	92
1978-79	85	67
1979-80	61	76
1982-83	64	78
	48	95
2013-14	58	57
2014-15	44	61
2015-16	65	71

ACU and Grand Canyon tied 1-1

Season	ACU	GCU
2013-14	57	70
2015-16	75	71

ACU leads Eastern Michigan 1-0

Season	ACU	EMU
2015-16	83	59

ACU leads Eastern Washington 2-0

Season	ACU	EWU
2014-15	79	72
2015-16	72	60

ACU leads Idaho 1-0

Season	ACU	IDAHO
2015-16	79	51 (OT)

ACU leads Schreiner 3-0

Season	ACU	SU
1993-94	93	71
1997-98	110	47
2015-16	79	51

Central Arkansas leads ACU 2-1

Season	ACU	UCA
2013-14	54	67
2014-15	60	66
2015-16	61	49

Northwestern State leads ACU 2-1

Season	ACU	NWST
2013-14	72	76
2014-15	56	61
2015-16	67	46

ACU leads Nicholls 2-1

Season	ACU	NICH
2013-14	78	62
2014-15	39	63
2015-16	71	68

ACU leads McNeese 2-1

Season	ACU	MCN
2013-14	64	71
2014-15	75	59
2015-16	79	62

Stephen F. Austin leads ACU 5-1

Season	ACU	SFA
1972-73	34	49
1974-75	37	75
1977-78	80	113
2013-14	59	80
2014-15	69	71 (OT)
2015-16	85	70

ACU leads Sam Houston State 9-6

Season	ACU	SHSU
1980-81	81	40
1981-82	51	63
	62	65
	62	75
1982-83	67	64
	78	60
	44	50
	80	57
1983-84	84	65
	61	47
	51	57
2013-14	73	67
2014-15	58	63
	63	48
2015-16	87	76

ACU leads Incarnate Word 17-8

Season	ACU	UIW
1993-94	97	65
2000-01	64	76
2002-03	69	47
2004-05	64	79
2005-06	73	51
	66	44
2006-07	80	62
	67	55
2007-08	51	59
	71	67
2008-09	68	53
	57	75
2009-10	63	93
	44	60
2010-11	74	58
	69	54
2011-12	58	68
	76	59
2012-13	76	65
	53	68
2013-14	73	67
	90	79
2014-15	78	54
	72	62
2015-16	86	71

ACU leads Houston Baptist 4-0

Season	ACU	HBU
2013-14	82	70
2014-15	53	50
	68	53
2015-16	77	60

Lamar leads ACU 4-1

Season	ACU	LU
2013-14	83	85
2014-15	72	76
	58	73
2015-16	90	62
	54	63

ACU leads Southeastern La. 4-1

Season	ACU	SLU
1978-79	69	104
2013-14	96	82
2014-15	75	74
	83	65
2015-16	88	72

A&M-Corpus Christi leads ACU 2-1

Season	ACU	AMCC
2013-14	71	74
2014-15	76	41
	40	60

ACU and New Orleans tied 1-1

Season	ACU	UNO
2013-14	88	44
2014-15	50	71

Wildcats By The Numbers

	Season	Career
Games In Double Figures		
Whitney West Swinford	14	55
Alexis Mason	19	52
Suzzy Dimba	12	50
Sydney Shelstead	16	47
Lizzy Dimba	14	44
Sierra Allen	4	4
McKenzie Martin	2	2
Paris Webb	1	1
Sara Williamson	1	1

Games With 30+ Points

Alexis Mason	1	1
--------------	---	---

Games With 20+ Points

Alexis Mason	7	15
Sydney Shelstead	6	10
Whitney West Swinford	1	6
Suzzy Dimba	1	4
Lizzy Dimba	1	3

Games With 10+ Rebounds

Suzzy Dimba	8	35
Sydney Shelstead	4	19
Lizzy Dimba	7	18
Alexis Mason	2	2

Games With 5+ Assists

Whitney West Swinford	3	15
Suzzy Dimba	3	8
Alexis Mason	4	7
Alyssa Echols		4
Lizzy Dimba	3	4
Paris Webb	1	1
Sara Williamson	1	1

Games With 5+ Steals

Suzzy Dimba	2	5
Whitney West Swinford		2
Lizzy Dimba	1	2
Alyssa Echols		1

Games With 3+ Blocked Shots

Suzzy Dimba	4	17
Whitney West Swinford	2	5
Sydney Shelstead	1	2

Games With 3+ Three-Pointers

Whitney West Swinford	10	42
Alexis Mason	13	34
Suzzy Dimba	2	11
Lizzy Dimba		1

Games With 5 Fouls

Suzzy Dimba	1	10
Sydney Shelstead	4	10
Lizzy Dimba	2	9
Whitney West Swinford		3
Alexis Mason	1	3

Double Doubles

Suzzy Dimba	5	26
Sydney Shelstead	4	17
Lizzy Dimba	5	10
Alexis Mason	2	2

Complete Games (40+ minutes)

Alexis Mason	2	3
Suzzy Dimba	1	3
Lizzy Dimba		2
Sydney Shelstead	1	2

Starters Vs. Bench

	ACU Starter Pts.	Opp. Starter Pts.	ACU Bench Pts.	Opp. Bench Pts.
WBU	79	38	17	33
KSU	42	49	3	27
UTSA	71	35	8	25
USW	49	22	42	17
MVC	53	19	43	16
TTU	56	44	9	27
GCU	51	52	24	19
EMU	70	45	13	14
EWU	58	51	14	9
IDAHO	57	42	14	17
SU	55	35	24	16
UCA	61	28	0	21
NWST	63	37	4	9
NICH	59	58	12	10
McN	70	45	9	17
SFA	75	41	10	29
SHSU	81	43	6	33
UIW	84	49	2	22
HBU	55	53	22	7
LU	72	49	18	13
LU	48	48	6	15
SLU	83	60	5	12
Totals	1392	943	305	408
Avg. ppg	63.3	42.9	13.9	18.5
Pct.	82.0	69.8	18.0	30.2

Home-Away-Neutral

Category	H	A	N
Record	9-0	8-3	2-0
Points Per Game	83.8	71.4	79.0
Points Allowed	54.0	66.8	65.0
Point Differential	+29.8	+4.5	+14.0
FG%	.444	.394	.452
3FG%	.329	.310	.333
FT%	.773	.670	.722
Opponent FG%	.329	.390	.393
Opponent 3FG%	.271	.302	.378
Opponent FT%	.687	.641	.606
Rebound Avg.	46.1	39.7	37.0
Off. Rebound Avg.	15.8	15.4	15.0
Def. Rebound Avg.	30.3	24.3	22.0
Opp. Rebound Avg.	33.0	40.9	40.5
Rebound Margin	+13.1	-1.2	-3.5
Fouls Per Game	14.9	17.1	15.0
Assists Per Game	17.4	12.7	20.0
Turnovers Per Game	16.9	17.9	11.5
Steals Per Game	11.3	10.1	8.0
Blocks Per Game	3.3	5-1	3.0

ACU 's Record When It ...

Plays at home	9-0
Plays on the road	8-3
Plays at a neutral site	2-0
Wins the game before	15-3
Loses the game before	4-0
Leads or is tied at the half	19-0
Trails at the half	0-3
Leads with 2:00 left in regulation	17-0
Trails with 2:00 left in regulation	2-3
Tied with 2:00 left in regulation	0-0
Shoots 50% or better	5-0
Shoots less than 50%	14-3
Opponent shoots 50% or better	1-0
Shoots better than opponent	12-0
Shoots worse than opponent	7-3
Makes more FT than opponent	16-2
Makes equal or less FT	3-1
Outrebounded opponent	12-2
Is outrebounded or tied	7-1
Commits more TO's than opponent	6-2
Commits equal or less TO's than opp	13-1
Scores more bench points	8-0
Scores less or equal bench points	11-3
Plays a nationally ranked team	0-0
Plays on national/regional television	1-2
Plays on Friday, Saturday, Sunday	13-0
Plays on weekday	6-3
Margin is 5 points or fewer	2-0
Margin is between 6 and 10	0-2
Margin is between 11 and 20	10-0
Margin is between 21 and 30	5-0
Margin is between 31 and 40	0-1
Margin is more than 40	2-0
Scores 59 points or fewer	0-2
Scores between 60 and 69	2-1
Scores between 70 and 79	8-0
Scores between 80 and 89	5-0
Scores 90 points or more	4-0
Holds opponent to fewer than 40	2-0
Holds opponent to fewer than 50	2-0
Holds opponent to fewer than 60	3-0
Holds opponent to fewer than 70	6-1
Opponent scores 70 or more	6-2

ACU Southland 2014-15 Season Highs

Free Throw %	1.000 (11-11) Dimba, Suzzy at Incarnate Word (03/05/15)
	1.000 (10-10) Shelstead, Sydney at Lamar (01/31/15)
Team Free Throw %	1.000 (12-12) Abilene Christian at Lamar (01/31/15)
Blocks	6 Dimba, Suzzy vs Houston Baptist (02/25/15)
3-Pt FG attempts	42 Abilene Christian vs SW Christian (12/15/14)

2015-16 Abilene Christian Game Results & Leaders

Date	Opponent	Result	Att.	Scoring Leader	Rebounds Leader	Assists Leader
11/14	Wayland Baptist	W, 96-71	1025	Shelstead (26)	Shelstead (12)	West Swinford (7)
11/16	Kansas State	L, 45-76	3784	Mason (17)	Shelstead (11)	S. Dimba (6)
11/21	UTSA	W, 79-60	1000	Shelstead / Mason (20)	L. Dimba (9)	West Swinford (4)
11/23	Southwest	W, 91-39	517	Martin (13)	L. Dimba (11)	Three Players (3)
11/27	Missouri Valley	W, 96-35	525	West Swinford (14)	Allen / Shelstead (7)	Williamson (6)
12/2	Texas Tech	L, 65-71	3015	West Swinford (14)	S. Dimba (11)	S. Dimba (2)
				S. Dimba (14)		Shelstead (2)
12/4	Grand Canyon	W, 75-71	96	Shelstead (19)	Shelstead (7)	Three Players (3)
12/5	Eastern Michigan	W, 83-59	159	Mason (29)	L. Dimba (11)	Mason (6)
12/18	Eastern Washington	W, 72-60	153	Mason (14)	Shelstead (8)	Webb (4)
				S. Dimba (14)		
12/20	Idaho	W, 71-59 (OT)	201	Shelstead (18)	S. Dimba (11)	S. Dimba (3)
12/31	Schreiner	W, 79-51	1031	Shelstead (24)	S. Dimba (10)	L. Dimba (5)
1/2	Central Arkansas	W, 61-49	512	Shelstead (19)	Shelstead (9)	West Swinford (3)
1/7	Northwestern State	W, 67-46	1107	Mason (23)	Shelstead (13)	S. Dimba (5)
1/10	Nicholls	W, 71-68	487	Mason (19)	Mason (9)	S. Dimba (2)
						West Swinford (2)
1/13	McNeese	W, 79-62	1136	Mason (26)	Shelstead (12)	S. Dimba (5)
1/16	Stephen F. Austin	W, 85-70	1749	Shelstead (22)	L. Dimba (6)	West Swinford (5)
1/21	Sam Houston State	W, 87-76	1009	S. Dimba (22)	Shelstead (8)	Mason (7)
1/23	Incarnate Word	W, 86-71	524	Mason (26)	L. Dimba (10)	L. Dimba (3)
						Webb (3)
1/27	Houston Baptist	W, 77-60	1227	Mason (18)	Mason (11)	Webb (5)
1/30	Lamar	W, 90-62	1306	West Swinford (18)	Mason (13)	Mason (7)
2/4	Lamar	L, 54-63	687	Mason (30)	L. Dimba (14)	West Swinford (3)
2/6	Southeastern La.	W, 88-72	581	L. Dimba (23)	L. Dimba / S. Dimba (11)	L. Dimba (6)

2015-16 Starting Lineups

Date	Opponent	Players	Lineup Record (Overall)
11/14	Wayland Baptist	Mason (G), West (G), S. Dimba (G), L. Dimba (F), Shelstead (F)	1-0 (1-0)
11/16	Kansas State	Mason (G), West (G), S. Dimba (G), L. Dimba (F), Shelstead (F)	1-1 (1-1)
11/21	UTSA	Mason (G), West (G), S. Dimba (G), L. Dimba (F), Shelstead (F)	2-1 (2-1)
11/23	Southwest	Mason (G), West (G), S. Dimba (G), L. Dimba (F), Shelstead (F)	3-1 (3-1)
11/27	Missouri Valley	Mason (G), West (G), S. Dimba (G), L. Dimba (F), Shelstead (F)	4-1 (4-1)
12/2	Texas Tech	Mason (G), West (G), S. Dimba (G), L. Dimba (F), Shelstead (F)	4-2 (4-2)
12/4	Grand Canyon	Mason (G), West (G), S. Dimba (G), L. Dimba (F), Shelstead (F)	5-2 (5-2)
12/5	Eastern Michigan	Mason (G), West (G), S. Dimba (G), L. Dimba (F), Shelstead (F)	6-2 (6-2)
12/18	Eastern Washington	Mason (G), West (G), S. Dimba (G), L. Dimba (F), Shelstead (F)	7-2 (7-2)
12/20	Idaho	Mason (G), West (G), S. Dimba (G), L. Dimba (F), Shelstead (F)	8-2 (8-2)
12/31	Schreiner	Mason (G), West (G), S. Dimba (G), L. Dimba (F), Shelstead (F)	9-2 (9-2)
1/2	Central Arkansas	Mason (G), West (G), S. Dimba (G), L. Dimba (F), Shelstead (F)	10-2 (10-2)
1/7	Northwestern State	Mason (G), West (G), S. Dimba (G), L. Dimba (F), Shelstead (F)	11-2 (11-2)
1/10	Nicholls	Mason (G), West (G), S. Dimba (G), L. Dimba (F), Shelstead (F)	12-2 (12-2)
1/13	McNeese	Mason (G), West (G), S. Dimba (G), L. Dimba (F), Shelstead (F)	13-2 (13-2)
1/16	Stephen F. Austin	Mason (G), West (G), S. Dimba (G), L. Dimba (F), Shelstead (F)	14-2 (14-2)
1/21	Sam Houston State	Mason (G), West (G), S. Dimba (G), L. Dimba (F), Shelstead (F)	15-2 (15-2)
1/23	Incarnate Word	Mason (G), West (G), S. Dimba (G), L. Dimba (F), Shelstead (F)	16-2 (16-2)
1/27	Houston Baptist	Mason (G), West (G), S. Dimba (G), L. Dimba (F), Shelstead (F)	17-2 (17-2)
1/29	Lamar	Mason (G), West (G), S. Dimba (G), L. Dimba (F), Shelstead (F)	18-2 (18-2)
2/4	Lamar	Mason (G), West (G), S. Dimba (G), L. Dimba (F), Shelstead (F)	18-3 (18-3)
2/6	Southeastern La.	Mason (G), West (G), S. Dimba (G), L. Dimba (F), Shelstead (F)	19-3 (19-3)

Number of different lineups: - 1

2015-16 HIGHS & LOWS

Total Points	High Low	96 45	Abilene Christian (2x) last vs. Missouri Valley (11/27) at Kansas State (11/16)	76 35	Opponent (2x) last: Sam Houston State (1/21) Missouri Valley (11/27)
Points, 1st Half	High Low	62 23	vs. Wayland Baptist (11/14) at Central Arkansas (1/2)	45 17	Wayland Baptist (11/14) Southwest (11/23)
Points, 2nd Half	High Low	50 20	(3x) last at Sam Houston State (1/21) at Kansas State (11/16)	45 11	Sam Houston State (1/21) Missouri Valley (11/27)
FG Made	High Low	33 14	vs. Wayland Baptist (11/14) at Kansas State (11/16)	29 13	(2x) last: Southeastern La. (2/6) Southwest (11/23)
FG Attempted	High Low	76 48	vs. Southwest (11/23) at Stephen F. Austin (1/16)	77 48	Idaho (12/20) Southwest (11/23)
FG Percentage	High Low	.583 .212	at Stephen F. Austin (1/16) at Kansas State (11/16)	.538 .250	Grand Canyon (12/4) Missouri Valley (11/27)
3-pt. FG Made	High Low	15 4	vs. Lamar (1/30) (2x) last vs. McNeese (1/13)	9 0	(2x) last: Southeastern La. (2/6) Central Arkansas (1/2)
3-pt. FG Attempted	High Low	37 15	vs. Missouri Valley (11/27) at Stephen F. Austin (1/16)	31 12	(2x) last: McNeese (1/13) Central Arkansas (1/2)
3-pt. FG Percentage	High Low	.462 .167	at Central Arkansas (1/2) at Lamar (2/4)	.535 .000	Stephen F. Austin (1/16) Central Arkansas (1/2)
FT Made	High Low	28 10	(2x) last at Southeastern La. (2/6) at Kansas State (11/16)	19 2	McNeese (1/13) Missouri Valley (11/27)
FT Attempted	High Low	41 15	at Southeastern La. (2/6) (2x) last vs. Lamar (1/30)	24 4	(2x) last: Sam Houston State (1/21) Missouri Valley (11/27)
FT Percentage	High Low	.913 .586	vs. Missouri Valley (11/27) at Eastern Washington (12/18)	.905 .500	McNeese (1/13) (4x) last: Southeastern La. (2/6)
Off. Rebounds	High Low	23 6	at Kansas State (11/16) (2x) last at Eastern Washington (12/18)	25 4	(2x) last: Idaho (12/20) Schreiner (12/31)
Def. Rebounds	High Low	35 16	(2x) last vs. McNeese (1/13) at Stephen F. Austin (1/16)	35 12	Idaho (12/20) Northwestern St. (1/7)
Total Rebounds	High Low	55 23	at Lamar (2/4) at Stephen F. Austin (1/16)	60 20	Idaho (12/20) Northwestern St. (1/7)
Assists	High	25	(2x) last at Sam Houston State (1/21)	23	Kansas State (11/16)
Steals	High	22	vs. Southwest (11/23)	21	Lamar (2/4)
Blocks	High	9	at Central Arkansas (1/2)	9	Kansas State (11/16)
Turnovers	High Low	25 7	at Lamar (2/4) vs. Missouri Valley (11/27)	38 12	Southwest (11/23) Lamar (2/4)
Personal Fouls	High Low	23 6	(2x) last at Lamar (2/4) vs. Missouri Valley (11/27)	30 16	Southeastern La. (2/6) Missouri Valley (11/27)
Points		30	Mason at Lamar (2/4)	25	J. Johnson – McNeese (1/13)
FG Made		9	(3x) last: Mason at Lamar (2/4)	10	N. Pool – Southeastern La. (2/6)
FG Attempted		22	Mason at Lamar (2/4)	22	C. Sweeney – Eastern Michigan (12/5)
3-pt. FG Made		7	Mason vs. Eastern Michigan (12/5)	5	H. Hodgins – E. Washington (12/18)
3-pt. FG Attempts		16	(2x) last: Mason at Lamar (2/4)	14	H. Hodgins – E. Washington (12/18)
FT Made		13	L. Dimba at Southeastern La. (2/6)	11	J. Johnson – McNeese (1/13)
FT Attempted		17	L. Dimba at Southeastern La. (2/6)	11	J. Johnson – McNeese (1/13)
Rebounds		14	L. Dimba at Lamar (2/4)	17	A. Beadle – Sam Houston State (1/21)
Assists		7	(3x) last: Mason vs. Lamar (1/30)	7	(3x) last: P. Anderson – Southeastern (2/6)
Steals		8	S. Dimba vs. Southwest (11/23)	8	C. Barrs – Lamar (2/4)
Blocks		4	S. Dimba at Central Arkansas (1/2)	8	A. Beadle – Sam Houston State (1/21)

2015-16 GAME-BY-GAME STATS

Date	Opp.	Pts	FG	FGA	Pct	3FG	FGA	Pct	FT	FTA	Pct	Off	Def	Tot	PF	A	TO	Blk	Stl	1-2-OT
11/14	Wayland Baptist ACU	71 96	26 33	68 65	.382 .508	9 9	19 30	.474 .300	10 21	18 32	.556 .656	13 16	22 34	35 50	26 15	11 25	19 19	6 4	14 14	45-26 62-34
11/16	ACU Kansas State	45 76	14 29	66 59	.212 .492	7 8	33 20	.212 .400	10 10	15 17	.667 .588	23 10	22 33	45 43	18 19	11 23	23 17	6 9	8 15	25-20 37-39
11/21	UTSA ACU	60 79	23 28	65 61	.354 .459	5 8	21 26	.238 .308	9 15	16 18	.563 .833	16 6	29 28	45 34	24 17	9 12	23 14	2 4	5 8	28-32 38-41
11/23	Southwest ACU	39 91	13 29	48 76	.271 .382	3 5	18 28	.167 .179	10 28	16 32	.625 .875	12 19	31 26	43 45	24 12	10 16	38 11	1 2	9 22	17-22 41-50
11/27	Missouri Valley ACU	35 96	14 31	56 70	.250 .443	5 13	22 37	.227 .351	2 21	4 23	.500 .913	9 20	19 33	28 53	16 6	6 23	18 7	5 3	6 11	24-11 49-47
12/2	ACU Texas Tech	65 71	20 27	62 60	.323 .450	6 6	22 16	.273 .375	19 11	26 21	.731 .524	18 17	18 27	36 44	19 24	5 18	15 21	3 3	9 7	32-33 36-35
12/4	ACU Grand Canyon	75 71	28 28	59 52	.475 .538	4 6	19 16	.211 .375	15 9	20 18	.750 .500	14 12	17 19	31 31	17 20	16 15	10 16	1 1	6 5	37-38 36-35
12/5	Eastern Michigan ACU	59 83	20 29	70 67	.286 .433	8 14	21 35	.381 .400	11 11	15 16	.733 .688	25 16	25 27	50 43	22 13	12 24	18 13	1 5	9 10	29-30 37-46
12/18	ACU Eastern Washington	72 60	25 21	47 60	.532 .350	5 6	12 26	.417 .231	17 12	29 17	.586 .706	6 12	29 20	35 32	18 23	12 13	22 19	5 2	11 12	36-36 23-37
12/20	ACU Idaho	71 59	25 21	71 77	.352 .273	6 5	25 31	.240 .161	15 12	24 24	.625 .500	16 25	35 35	51 60	20 18	12 9	13 17	6 8	11 8	30-23-18 30-23-6
12/31	Schreiner ACU	51 79	20 22	49 57	.408 .386	6 9	16 21	.375 .429	5 26	6 34	.833 .765	4 17	21 26	25 43	28 9	14 16	28 22	1 3	11 18	29-22 39-40
1/2	ACU Central Arkansas	61 49	22 22	49 64	.449 .344	6 0	13 12	.462 .000	11 5	18 7	.611 .714	9 20	23 21	32 41	13 20	10 11	18 20	9 3	10 8	23-38 22-27
1/7	Northwestern St. ACU	46 67	15 22	49 50	.306 .440	7 9	18 25	.389 .360	9 14	14 23	.643 .609	8 18	12 30	20 48	24 15	8 13	13 20	0 4	14 6	26-20 29-38
1/10	ACU Nicholls	71 68	20 26	53 62	.377 .419	6 7	20 16	.300 .438	25 9	31 14	.806 .643	17 16	23 20	40 36	15 24	9 14	18 17	4 2	11 9	40-31 36-32
1/13	McNeese ACU	62 79	18 26	67 59	.269 .441	7 4	31 18	.226 .222	19 23	21 30	.905 .767	15 13	24 35	39 48	24 23	4 14	14 20	4 6	8 9	36-26 37-42
1/16	ACU Stephen F. Austin	85 70	28 25	48 57	.583 .439	6 8	15 15	.400 .533	23 12	35 17	.657 .706	7 18	16 17	23 35	16 29	17 12	15 26	4 2	12 10	35-50 34-36
1/21	ACU Sam Houston State	87 76	30 25	70 62	.429 .403	12 8	29 20	.414 .400	15 18	25 24	.600 .750	18 16	24 27	42 43	20 21	25 21	15 20	4 8	14 6	37-50 31-45
1/23	ACU Incarnate Word	86 71	28 26	51 58	.549 .448	8 5	18 19	.444 .263	22 14	36 18	.611 .778	15 13	20 16	35 19	15 28	15 13	19 15	2 0	8 12	44-42 34-37
1/27	Houston Baptist ACU	60 77	22 27	57 64	.386 .422	5 8	14 25	.357 .320	11 15	17 18	.647 .833	9 19	18 31	27 50	20 20	15 18	19 23	5 2	7 8	29-31 40-37
1/30	Lamar ACU	62 90	22 32	67 61	.328 .525	1 15	18 33	.056 .455	17 11	22 15	.773 .733	18 14	17 30	35 44	15 17	8 20	12 16	2 2	9 6	28-34 41-49
2/4	ACU Lamar	54 63	16 21	61 70	.262 .300	6 6	36 24	.167 .250	16 15	20 23	.800 .652	22 20	33 26	55 46	23 22	8 14	25 12	8 1	6 21	29-25 36-27
2/6	ACU Southeastern La.	88 72	26 29	66 68	.394 .426	8 9	22 26	.364 .346	28 5	41 10	.683 .500	18 16	25 25	43 41	11 30	16 18	14 23	5 6	11 7	45-43 36-36



HEAD COACH JULIE GOODENOUGH

~ FOURTH YEAR AT ABILENE CHRISTIAN ~

SCHOOL RECORD: 75-34 (.688) | CAREER RECORD: 364-254 (.589)

Hometown: Haskell, Texas | **Family:** Husband, Rob, and daughters, Bailey and Macy

Degrees: Associate of Arts in Science from West Texas College

- Bachelor of Arts in exercise and sports studies from Texas-Arlington
- Masters of Education in sports administration from Texas Tech

A veteran head coach with 20 years experience at all three major collegiate levels (NCAA DI, DII, DIII), Julie Goodenough is at the start of her fourth season leading the Abilene Christian women's basketball program. Goodenough enters the 2015-16 campaign four games shy of 600, 87 of which have been with the Wildcats.

Goodenough has guided the Wildcats to three-consecutive winning seasons since her arrival back in the Big Country, with the last two coming against NCAA Division I competition as members of the Southland Conference.

Goodenough's gang of underclassmen came within a victory of duplicating their 18-12 record from the 2013-14 season and finished 9-9 vs. the Southland following a 1-5 start. The Wildcats also scored victories over several prominent DI programs, including Eastern Washington, George Mason and Air Force in finishing at 17-12.

By year's end the Wildcats ranked among the upper half of the conference in all but three team statistical categories and were tops with 7.8 3-point field goals made per game and 15.6 offensive rebounds per game. They also finished third with 11.28 steals per game, which ranked them 17th nationally.

Additionally, all five of Goodenough's returning starters averaged more than 10.0 points per game led by Third Team All-Conference honorees Sydney Shelstead (12.7 ppg) and Suzzy Dimba (11.6 ppg). Dimba also made the conference's All-Defensive Team for the second consecutive year after ranking first in steals (2.6), third in blocks (1.7) and fifth in rebounding (8.6).

Shelstead, meanwhile, was honored on several occasions for academics. The sophomore engineering major from Mineral Wells, Texas, was named First Team Academic All-District and All-Conference and was one of 10 women's basketball student-athletes tabbed to the Southland Conference's Commissioner's Honor Roll.

Shelstead was among the Wildcats' (and conference's) most improved players on the court last season as the opposition witnessed dramatic increases in her scoring and rebounding abilities. She went from averaging 7.4 points and 4.6 rebounds per game as a freshman to 12.7 and 8.7 as a sophomore, while adding 39 steals and 12 blocks. Her shooting percentage also jumped 45 percentage points from .465 to .510 even though she attempted 71 more shots.

Shelstead's 11 double-doubles also led the team and kept her ranked among the conference and national leaders for much of the season.

During their first year together in the Southland, Goodenough and the Wildcats won 60 percent of their games and recorded two of the program's biggest victories. On Thanksgiving Eve 2013, ACU defeated UT Arlington, 79-72, for its first win over a NCAA DI school in 20 years, and right before Christmas the Wildcats edged their

regional rivals from Texas Tech in Lubbock, 58-57.

The 2013-14 team regularly eclipsed the school's single-game three-point records. Overall, ACU connected on 291 of 873 long-range attempts (.333) and on Feb. 18, 2014 the Wildcats hit a record 18 treys on 50 attempts. Senior Renata Marquez sank eight three-pointers to tie a single-game record shared with two others, but set a new standard for most attempts with 17.

The Wildcats went on to win eight conference games their first year to place seventh out of 14 teams, and both Dimba and Marquez made the Southland Conference's list of honorable mentions. Dimba also was the only league freshman voted onto the all-defensive team.

A student-athlete who was barely recruited out of Conroe (Texas) High School, Marquez flourished under Goodenough's coaching style as she ranked among the Southland Conference's top-20 leaders in scoring, rebounding, assists and steals. Marquez made Second Team All-Lone Star Conference during Goodenough's first year at ACU and finished her decorated career with 1,285 career points, 598 rebounds and 298 assists.

Marquez later made the Southland's All-Academic Team and was one of nine Wildcats (out of 12) to make the Southland Conference's Commissioner's Honor Roll for the Spring 2014 semester.

A native of Haskell, Texas, Goodenough became the program's sixth head coach on March 27, 2012 and transformed a program hindered by consecutive losing seasons into conference champions during her first season on the bench. With many of the same players coming back from a 12-14 campaign in 2011-12, Goodenough maximized her roster's talents throughout the season as the Wildcats went on to share the Lone Star Conference regular-season title with Midwestern State at 16-4.

ACU and Goodenough were picked to finish seventh in the LSC that season, but they instead posted an overall mark of 21-7, which served as the program's first 20-win season since 2004-05. The Wildcats also earned their 12th appearance in the NCAA Division II South Central Region Tournament and first since 2008-09.

The 21 wins represented the program's highest win total since the 1998-99 team won 24 games, and on Jan. 15, 2013 vs. Incarnate Word, Goodenough won her 300th game as a collegiate head coach after the Wildcats prevailed over the Cardinals, 76-65.

Goodenough's efforts earned her co-Coach of the Year honors from the Lone Star Conference, making her the sixth Wildcat coach in the LSC era – Burl McCoy (1982-83, 1984-85 and 1985-86), Suzanne Fox (1995-96), Wayne Williams (1997-98), and Shawna Lavender (2007-08) – to earn this prestigious honor.

Several of Goodenough's players made all-conference with junior guard Mackenzie Lankford being tabbed to the league's first team for the third straight year. Marquez was voted second team and senior center Kelsey Smith was named honorable mention. Point guard Whitney West was voted the league's Freshman of the Year.

As a team, Goodenough's 2012-13 Wildcats ranked 12th nationally in scoring offense (74.8 ppg) as they averaged the seventh-most 3-point field goals per game with 8.4. ACU also possessed one of the best defenses in all of D-II as evidenced by its 16th-ranked scoring margin (12.7) and 23rd-ranked field goal percentage defense (.353). Opponents struggled year-round from beyond the arc, as the Wildcats boasted the third best 3-point field goal defense (.249).

Goodenough's four-year record at ACU is 75-34 (.688) and following the Wildcats' 80-44 win over Air Force in 2014 she passed the program's first coach, Dr. Joyce Curtis, for fifth place on the school's all-time win list. She won her 50th game with ACU on Jan. 29, 2015 at Houston Baptist.

A graduate of Texas-Arlington, Goodenough was the head coach at Hardin-Simmons University from 1993-2002 before going to Oklahoma State for three seasons. She was then the head coach at NCAA Division I Charleston Southern from 2006-12.

In her 22 seasons as a head coach, Goodenough is 364-254 (.589) with 188 of those wins coming in her nine seasons at HSU. She was 23-61 in a short, three-year stint at Oklahoma State and 78-105 in six seasons at Charleston Southern. However, during her time as the Buccaneers' head coach, she registered two of only four winning seasons in the program's history, which dates back to the 1976-77 season.

In fact, before Goodenough took over the CSU program, the Buccaneers had only two winning seasons from 1976-2006, and had endured two winless seasons at the NCAA level. She went 48-45 in her last three seasons at CSU and took the Buccaneers to play at Minnesota in the Women's Basketball Invitation (WBI) Tournament.

Also, she led the Buccaneers to the semifinals of the Big South Conference Tournament in 2011-12, only the second time the Bucs have gone that far in the conference tournament.

At Oklahoma State, Goodenough recruited and coached Big 12 Newcomer of the Year Nina Stone and posted the 19th best recruiting class in the country in her first full season. Five of the top 10 largest home crowds in school history occurred during Goodenough's tenure, including the largest crowd to ever watch a home women's basketball contest.

Goodenough was inducted into the HSU Sports Hall of Fame in 2007 after guiding the Cowgirls to a 188-54 record in her nine seasons there, leaving as the winningest coach in school history. Her last four teams advanced to at least the NCAA Division III Sweet 16 and also coached her team to the NAIA national tournament in her first two seasons.

She captured seven Trans-America Intercollegiate Athletics Association or American Southwest Conference titles. She also recruited quality student-athletes as her last seven teams were named to the Women's Basketball Coaches Association Honor Roll as one of the top 25 teams in grade point average in the nation.


She coached three All-America selections and 34 All-conference selections and 46 academic all-conference selections. Her teams

won the first four ASC Conference Tournaments in league history. She also served as an assistant athletic director and senior women's administrator at HSU.

Goodenough and her husband, Rob, have two daughters, Bailey and Macy. Bailey graduated from Wylie High School in 2014 and attends ACU.


Julie Goodenough Year-By-Year

Years	School	Record	Postseason
1993-94	Hardin-Simmons	24-4	NAIA Tournament
1994-95	Hardin-Simmons	19-9	NAIA Tournament
1995-96	Hardin-Simmons	15-9	
1996-97	Hardin-Simmons	14-11	
1997-98	Hardin-Simmons	17-7	
1998-99	Hardin-Simmons	24-4	NCAA D-III Sweet 16
1999-00	Hardin-Simmons	27-2	NCAA D-III Elite Eight
2000-01	Hardin-Simmons	22-6	NCAA D-III Sweet 16
2001-02	Hardin-Simmons	26-2	NCAA D-III Sweet 16
2002-03	Oklahoma State	8-21	
2003-04	Oklahoma State	8-20	
2004-05	Oklahoma State	7-20	
2006-07	Charleston Southern	10-20	
2007-08	Charleston Southern	8-22	
2008-09	Charleston Southern	12-18	
2009-10	Charleston Southern	17-14	WBI
2010-11	Charleston Southern	14-16	
2011-12	Charleston Southern	17-15	WBI
2012-13	Abilene Christian	21-7	NCAA D-II Regionals
2013-14	Abilene Christian	18-12	
2014-15	Abilene Christian	17-12	
2015-16	Abilene Christian	19-3	
22-Year Coaching Total		364-254 (.589)	



ACU head coach Julie Goodenough will coach her 600th game at the collegiate level (and 100th with the Wildcats) during the 2015-16 season.

COACHING STAFF



Erika Lambert **Associate Head Coach – 1st Year**

Erika Lambert is at the start of her first year as the associate head coach for the Abilene Christian Women's Basketball team. She was named to her current position in June of 2014.

Lambert is entering her eighth year in collegiate coaching and sixth at the NCAA Division I level. Her responsibilities with

the Wildcats include coordinating all recruiting efforts, oversee post player development, and lead the program's alumni relations and community outreach efforts.

ACU head coach Julie Goodenough and Lambert previously worked together during the 2011-12 season at Charleston Southern University. That year's team won 17 games and qualified for its second postseason appearance at the Women's Basketball Invitational in three years.

Lambert assisted with the instruction of the Buccaneer shooting guards on a team that ranked fourth in the nation in 3-point field goals per game. She also coached All-Big South Conference shooting guard Rachel Coward, who finished her career with a 4.0 grade-point average and title of Big South Conference Student Athlete of the Year.

After Goodenough departed for Abilene Christian, Lambert stayed on board for one additional year at Charleston Southern as an assistant to head coach Fred Applin. Lambert took over the development

of the team's post players during this season and helped former Wildcat graduate assistant coach Lakeitha Alston earn All-Big South honors behind 16.6 points per game.

During the 2013-14 season Lambert joined Ohio Wesleyan as a volunteer assistant coach and helped the Battling Bishops go from eight to 18 victories, and this past season she contributed to Bethel (Minnesota) University's 21-win season, which included an at-large bid to the NCAA DIII Tournament.

As a student-athlete at the College of Charleston, Lambert battled through a series of knee injuries to play in 100 games (74 starts) and provide over 700 points, 400 rebounds and a school record 164 blocked shots. The Mannsville, N.Y., native was a two-year team captain for the Cougars and four-time selection to the Southern Conference All-Academic Honor Roll. One of her best games came against Kennesaw State in December of 2007, during which she scored a career-high 26 points, off a personal-best 13-for-16 effort from the field.

Lambert graduated Cum Laude from the College of Charleston Honors College in 2008 with bachelor's degrees in corporate communication and historic preservation. She later earned her Master's of Public Administration from the College of Charleston in 2010.

Off the court Lambert is an active member of the Women's Basketball Coaches Association and The Alliance of Women Coaches. Lambert also authors a blog called Coach Mom, Inc., which serves as a resource and connection tool for college coaches who are mothers (coachmominc.com).

Lambert, and her husband, Paul, have two daughters, Ava and Mya.



Kyle Felan **Assistant Coach – 2nd Year**

Kyle Felan is at the start of his second season with the Abilene Christian women's basketball team as an assistant coach. He came to Abilene after spending four seasons working in several roles for the women's basketball coaching staff at Texas A&M University.

A native of Uvalde, Texas, Felan assisted the coaches with individual workouts, practice setups and drills, organizing and coordinating staff meetings, and handling the logistics for various program functions ranging from tailgates to recruiting to team road trips.

Felan graduated from Texas A&M in May of 2014 as a Regent Scholar with a Bachelor of Science degree in sport management and minored in business administration.

Felan and his wife, former ACU softball player Lyndi Smith, were married in August of 2015.



Matt Stine **Assistant Coach – 2nd Year**

Matt Stine is at the start of his second season as an assistant coach with the Abilene Christian women's basketball team. He came to Abilene following apprenticeships with the Dayton and TCU women's basketball teams.

A 2012 graduate of the University of Dayton, Stine began his five-year tenure with the Flyers as a practice player before moving into the role of senior student manager. He continued in his role as video coordinator last season for TCU.

Stine's responsibilities at TCU included the preparation of scouting film for team and coaches viewing, assisting with opponent scouting reports, and managing film data bases for games, practices and recruiting.

2015-16 SEASON OUTLOOK

The Abilene Christian women's basketball team is all grown up. The heralded Class of '17, which was not promised a single postseason appearance yet has still posted back-to-back winning NCAA DI seasons, is entering its junior year. And even more telling of this team's maturity is that its lone four-year player – guard Whitney West – returned to school as a married women. She's now Mrs. Whitney Swinford.

"We've talked at length about how young and inexperienced we've been the last two years," said fourth-year head coach Julie Goodenough, "but now we're a veteran squad with (a combined) six juniors and seniors. I'm looking forward to them taking the reins of this program.

"The game experience and physical maturity of this group should put us in position to have our best DI season. We know all the Southland opponents, and the travel that comes at this level ... so I feel that we'll benefit and win more games if we can work off those past experiences."

The abundance of knowledge coming back combined with a talented freshman trio has expectations at an all-time high, especially when factoring in that last year's Wildcats came within a win or two of being invited to the Women's Basketball Invitational (WBI). ACU finished their second-year of DI competition at 17-12 and won five straight in February before losing two of its last three contests at New Orleans and Texas A&M-Corpus Christian.

ACU's 9-9 mark against the Southland Conference would have given the Wildcats the league tournament's No. 8 seed if they were eligible for postseason competition. Equally impressive was the fact that ACU made it to .500 despite getting off to a 1-5 start.

There also were plenty of highlights from the non-conference season to boast about, most notably a 79-72 victory over Eastern Washington in front of an enthusiastic home crowd at Moody Coliseum. This win immediately was followed by back-to-back wins in Kansas City over George Mason (88-86) and UMKC (80-55). West Swinford was named MVP of the Thanksgiving tournament, while guard Alexis Mason received all-tournament team honors.

Prior to Christmas the Wildcats came close to doubling up Air Force, 80-44, and in late January ACU whipped their longtime rivals from Angelo State, 70-55.

All these great moments, however, did not result in an abundance of postseason accolades. Yes, Suzzy Dimba, who ranked among the league leaders in a variety of categories, made the Southland's All-Defensive Team for the second year in a row as a sophomore, but she could not crack the league's first or second teams. Forward

Sydney Shelstead also had a monster season complete with dramatic improvements in her scoring (12.7) and rebounding (8.7) averages, not to mention a team-high 11 double doubles; however, she too could get no further than the third team.

Incredibly, it was ACU that led the Southland with 27 double-doubles and was the only league school last season in which all five of its primary starters averaged 10.0 or more points per game. Furthermore, the Wildcats were the only Southland squad to have three individuals rank among the top-10 in rebounding.

ACU also continued to average a high number of 3-pointers per game (7.8), ranked 14th nationally with 11.3 steals per game, and second in the conference with 14.0 assists per game.



"Defensively, we teach our players to put pressure on their opponents through all 30 seconds of the shot clock in order to force a low percentage shot," said Goodenough. "We hope they make a mistake, which for us is either a turnover or at least a bad shot.

"And our offense starts the very first second of the possession. We want to score as much as possible off the transition, but we don't want to take bad shots either so we go through a lot of shot-selection drills in practice. I feel that we are very unselfish with the ball on offense because we continually make that extra pass in looking for that high percentage shot."

The junior class of Mason, Shelstead and the Dimba twins (Suzzy and Lizzy) is arguably the foundation of this program, but right behind them are several spirited youngsters looking to take their place in the starting five either this year or next.

Sophomore Alyssa Echols earned the most playing time of last year's rookies with 29 appearances and six starts over the final eight games of the season. She also ranked among the Southland leaders with 1.9 assists and 1.1 steals per game.

The freshman class, meanwhile, is composed of Texans McKenzie Martin, Breklyn Wentz and Sara Williamson. Wentz is the younger sister of ACU men's basketball senior Parker Wentz, who made quite a name for herself at Trinity Christian. The four-time all-state honoree led her school to three state championships, and twice she was named Defensive Player of the Year.

Williamson competed in this summer's TABC All-Star Game in Austin and earlier led Rockwall High School to a district championship behind an overall record of 27-7. The 5-10 guard also is regarded as one of the top free-throw shooters in the state as she earned consecutive TABC Free Throw awards following her junior and senior years of 2014-15.

2015-16 SEASON OUTLOOK

Martin played high school ball for Allen and comes in as the Wildcats' tallest player at 6-2. A nominee for McDonald's All-America, Martin averaged 10.4 points and 6.2 rebounds during her career and shot better than 46 percent from beyond the 3-point arc.

Another highly touted newcomer is Erika Lambert, who was brought in this summer to serve as the associate head coach. Goodenough and Lambert previously worked together during the 2011-12 season at Charleston Southern, a team that won 17 games and qualified for its second consecutive WBI in three years.

Lambert is entering her eighth year of collegiate coaching and sixth at the DI level.

Goodenough considers her addition to the team a, 'blessing.'

"She was the epitome of a great leader and team player when I saw her at the College of Charleston," she said, "and I'm so thankful the timing was right to get her down here to coach. Erika is a great fit for this program – an awesome and Godly woman whose faith and walk with Christ as a coach, mother and wife, makes her a true ambassador for what we're trying to accomplish at ACU."

Lambert replaces Kendra Hassell, who accepted the head coaching position at UT Tyler this summer.

Second-year assistants Kyle Felan and Matt Stine also are back on board this season.

"They both learned a lot in their first year here in terms of coaching, evaluating opponents, and recruiting whether by phone, talking in person or texting," said Goodenough. "I saw them gain a lot of confidence when it came to coaching players on court. They are such tireless workers who are equally passionate about basketball."

The 2015-16 season begins Saturday, Nov. 14 at home vs. regional rival Wayland Baptist, and on Wednesday, Feb. 10 the women will play their 500th home game at Moody Coliseum (369-121) vs. Sam Houston State.



WHITNEY WEST SWINFORD



ALEXIS MASON

Additional milestone games for the Wildcats this season include Goodenough's 100th game at ACU on Jan. 7 vs. Northwestern State, and her 600th game as a head coach Nov. 23 vs. University of the Southwest. Both those games will be played at Moody Coliseum.

Following the season lid-lifter vs. Wayland Baptist, ACU returns to Manhattan, Kan., for a rematch vs. Kansas State, one of two Big 12 teams on this year's docket, joining Texas Tech (Dec. 2).

UTSA visits Moody on Nov. 21 to start a three-game homestand, and following the Wildcats third trip to Lubbock in as many years ACU will visit the Air Force Academy the weekend of Dec. 4-5 for games against Grand Canyon and Eastern Michigan.

The Wildcats take flight to Eastern Washington and Idaho right before Christmas, and will ring in the New Year at home (Dec. 31) vs. Schreiner.

The 18-game Southland schedule begins Jan. 2 with a road game vs. Central Arkansas. Teams that appear twice on ACU's conference slate are Houston Baptist, Incarnate Word, Lamar, Southeastern Louisiana, Sam Houston State and Texas A&M-Corpus Christi.

"The fall semester schedule is challenging as always, and we have some good games at home ... I'm happy with how everything lined up," said Goodenough. "We're excited about the trip to Air Force and being able to play teams from other parts of the country that we don't see much down here. The pre-Christmas trip to Eastern Washington and Idaho is going to be another good measuring tool for our team, to see how we deal with playing quality teams on the road following a long trip."

"The northwest treks are going to be a bit grueling, but they'll get us acclimated for those midweek bus trips to Louisiana during the middle of the conference season."



#22 SIERRA ALLEN

6-1 | SO. | C | ROSCOE, TEXAS / HIGHLAND HS

2014-15 (Freshman): Southland Conference Commissioner's Honor Roll.

High School: Graduated in 2014 from Highland High School ... A 2013-14 TABC and TGCA All-State and All-Star.

Personal: Given name is Sierra Laine Allen ... Father, Brent, was a pole vaulter for ACU's track and field program from 1989-94 ... Mother, Michelle (Hamburg), was part of four winning volleyball teams from 1990-93 before retiring as an assistant coach in 1997 ... Child and family services major.

2015-16 Game-By-Game Statistics

Date	Opponent	GS	Min.	FG-FGA	Pct.	3FG-FGA	Pct.	FT-FTA	Pct.	O-D-Tot	Avg	PF-FO	A	TO	Blk	Stl	Pts	Avg
11/14	Wayland Baptist		13	3-3	1.000	0-0	.000	1-2	.500	2-4-6	6.0	1-0	1	5	0	0	7	7.0
11/16	Kansas State		10	1-4	.250	0-0	.000	0-0	.000	1-2-3	4.5	2-0	0	0	1	0	2	4.5
11/21	UTSA		9	1-2	.500	0-1	.000	0-0	.000	0-1-1	3.3	1-0	0	2	0	0	2	3.7
11/23	Southwest		19	4-6	.667	1-1	1.000	2-2	1.000	2-3-5	3.8	2-0	1	1	0	2	11	5.5
11/27	Missouri Valley		18	4-5	.800	0-0	.000	5-6	.833	2-5-7	4.4	2-0	1	2	1	0	13	7.0
12/2	Texas Tech		9	2-4	.500	0-1	.000	0-0	.000	2-1-3	4.2	1-0	0	5	0	0	4	6.5
12/4	Grand Canyon		20	7-8	.875	2-2	1.000	2-2	1.000	2-2-4	4.1	0-0	1	3	0	0	18	8.1
12/5	Eastern Mich.		17	5-10	.500	0-1	.000	0-0	.000	2-3-5	4.3	1-0	1	1	0	0	10	8.4
12/18	Eastern Wash.		21	2-5	.400	0-0	.000	1-2	.500	3-1-4	4.2	3-0	0	2	0	2	5	8.0
12/20	Idaho		11	2-5	.400	0-0	.000	0-0	.000	0-2-2	4.0	2-0	0	0	0	0	4	7.6
12/31	Schreiner		14	1-7	.143	1-1	1.000	2-4	.500	5-1-6	4.2	0-0	0	1	0	0	5	7.4
1/2	Central Ark.		3	0-1	.000	0-0	.000	0-0	.000	0-0-0	3.8	1-0	0	1	0	0	0	6.8
1/7	Northwestern St.		1	0-0	.000	0-0	.000	0-0	.000	0-0-0	3.5	0-0	0	0	0	0	0	6.2
1/10	Nicholls		10	1-3	.333	0-1	.000	5-5	1.000	2-1-3	3.5	1-0	1	1	0	0	7	6.3
1/13	McNeese		13	1-7	.143	0-1	.000	0-0	.000	2-1-3	3.5	1-0	0	1	0	0	2	6.0
1/16	Stephen F. Austin		4	0-1	.000	0-0	.000	0-0	.000	0-0-0	3.3	0-0	0	3	0	0	0	5.6
1/21	Sam Houston		15	1-3	.333	1-1	1.000	0-0	.000	3-0-3	3.2	3-0	0	2	0	0	3	5.5
1/23	Incarnate Word		11	0-1	.000	0-1	.000	0-0	.000	0-1-1	3.1	0-0	0	1	0	0	0	5.2
1/27	Houston Baptist		8	1-1	1.000	0-0	.000	0-0	.000	1-0-1	3.0	2-0	0	5	0	0	2	5.0
1/30	Lamar		4	0-0	.000	0-0	.000	0-0	.000	0-0-0	2.9	0-0	0	0	0	0	0	4.8
2/4	Lamar		15	1-2	.500	0-1	.000	0-0	.000	2-3-5	3.0	1-0	0	2	1	0	2	4.6
2/6	Southeastern La.		3	0-1	.000	0-1	.000	0-0	.000	0-0-0	2.8	0-0	0	1	0	0	0	4.4
2/10	Sam Houston																	
2/17	Corpus Christi																	
2/21	Southeastern La.																	
2/24	Houston Baptist																	
2/27	New Orleans																	
3/2	Incarnate Word																	
3/5	Corpus Christi																	
Total			248	37-79	.468	5-13	.385	18-23	.783	31-31-62	2.8	24-0	6	39	3	4	97	4.4

INDIVIDUAL SINGLE-GAME HIGHS

Points 18 vs. Grand Canyon (12/4/2015)	Blocks 1 (3x) last: at Lamar (2/4/2016)	3FG Made 2 vs. Grand Canyon (12/4/2015)
Rebounds 7 vs. Missouri Valley (11/27/2015)	Minutes 21 at Eastern Washington (12/18/2015)	3FG Attempts 2 (2x) last vs. Grand Canyon (12/4/2015)
Assists 1 (7x) last vs. Eastern Michigan (12/5/2015)	FG Made 7 vs. Grand Canyon (12/4/2015)	FT Made 5 (2x) last at Nicholls (1/10/2016)
Steals 2 (2x) last at Eastern Washington (12/18/2015)	FG Attempts 10 vs. Eastern Michigan (12/5/2015)	FT Attempts 6 vs. Missouri Valley (11/27/2015)

Career Statistics

(Cl.)	Year	GP-GS	Min-Avg.	FG-FGA	Pct.	3FG-FGA	Pct.	FT-FTA	Pct.	O-D-Tot	Avg	PF-FO	A	TO	Blk	Stl	Pts	Avg
(Fr.)	14-15	22-0	123-5.6	10-38	.263	2-10	.200	5-7	.714	12-10-22	1.0	16-0	2	17	0	1	27	1.2
(So.)	15-16	22-0	248-11.3	37-79	.468	5-13	.385	18-23	.783	31-31-62	2.8	24-0	6	39	3	4	97	4.4
TOTAL		44-0	371-8.4	47-117	.402	7-23	.304	23-30	.767	43-41-84	1.9	40-0	8	56	3	5	124	2.8



#32 LIZZY DIMBA

5-11 | JR. | F | LUBBOCK, TEXAS / CORONADO HS

2014-15 (Sophomore): Southland Conference Commissioner's Honor Roll ... Ranked among the league leaders in scoring (10.8ppg), rebounding (7.1 rpg), assists (1.4 apg), blocks (0.6 bpg), steals (1.5), double-doubles (5) and free-throw percentage (.732).

2013-14 (Freshman): Named to the Southland Conference Commissioner's Honor Roll ... SLC honorable mention for Player of the Week on Feb. 17 after recording a career high 21 points at Incarnate Word.

High School: Graduated in 2013 from Coronado High School ... Part of a team in 2012-13 that went 36-2 and won a district championship and reached the regional final.

Personal: Given name is Elizabeth Adhiambo Dimba ... Management major.

2015-16 Game-By-Game Statistics

Date	Opponent	GS	Min.	FG-FGA	Pct.	3FG-FGA	Pct.	FT-FTA	Pct.	O-D-Tot	Avg	PF-FO	A	TO	Blk	Stl	Pts	Avg
11/14	Wayland Baptist	*	28	4-7	.571	1-3	.333	4-5	.800	3-4-7	7.0	2-0	1	1	1	1	13	13.0
11/16	Kansas State	*	30	2-12	.167	0-2	.000	1-3	.333	5-5-10	8.5	3-0	0	3	1	2	5	9.0
11/21	UTSA	*	24	4-6	.667	1-2	.500	1-1	1.000	1-8-9	8.7	4-0	5	0	1	1	10	9.3
11/23	Southwest	*	26	3-9	.333	0-1	.000	6-6	1.000	7-4-11	9.3	3-0	3	0	0	3	12	10.0
11/27	Missouri Valley	*	26	4-11	.364	0-2	.000	0-0	.000	1-5-6	8.6	1-0	0	2	0	3	8	9.6
12/2	Texas Tech	*	27	3-9	.333	0-1	.000	2-2	1.000	5-3-8	8.5	4-0	0	2	1	1	8	9.3
12/4	Grand Canyon	*	27	5-9	.556	0-1	.000	1-2	.500	2-1-3	7.7	3-0	2	3	1	1	11	9.6
12/5	Eastern Mich.	*	32	4-8	.500	0-0	.000	2-4	.500	5-6-11	8.1	3-0	3	1	0	0	10	9.6
12/18	Eastern Wash.	*	34	4-7	.571	0-0	.000	5-5	1.000	2-5-7	8.0	4-0	2	3	0	4	13	10.0
12/20	Idaho	*	38	6-14	.429	1-3	.333	0-2	.000	3-7-10	8.2	1-0	2	2	0	4	13	10.3
12/31	Schreiner	*	23	0-4	.000	0-0	.000	2-4	.500	3-2-5	7.9	3-0	5	6	0	4	2	9.5
1/2	Central Ark.	*	37	5-11	.455	0-1	.000	0-1	.000	5-3-8	7.9	0-0	1	0	2	1	10	9.6
1/7	Northwestern St.	*	30	2-8	.250	0-1	.000	1-2	.500	6-3-9	8.0	5-1	0	5	0	0	5	9.2
1/10	Nicholls	*	30	2-8	.250	1-3	.333	7-8	.875	2-2-4	7.7	2-0	0	2	0	1	12	9.4
1/13	McNeese	*	29	3-8	.375	1-3	.333	4-9	.444	2-5-7	7.7	4-0	1	2	1	1	11	9.5
1/16	Stephen F. Austin	*	35	3-4	.750	0-0	.000	2-6	.333	2-4-6	7.6	1-0	1	1	1	3	8	9.4
1/21	Sam Houston	*	25	3-6	.500	0-1	.000	1-4	.250	3-3-6	7.5	4-0	2	3	0	2	7	9.3
1/23	Incarnate Word	*	35	5-8	.625	0-1	.000	5-10	.500	5-5-10	7.6	2-0	3	6	0	2	15	9.6
1/27	Houston Baptist	*	25	5-11	.455	1-2	.500	1-2	.500	2-5-7	7.6	5-1	2	1	1	0	12	9.7
1/30	Lamar	*	30	4-5	.800	1-2	.500	2-2	1.000	1-7-8	7.6	3-0	2	2	0	1	11	9.8
2/4	Lamar	*	31	0-6	.000	0-3	.000	0-0	.000	6-8-14	7.9	4-0	2	3	0	0	0	9.3
2/6	Southeastern La.	*	37	5-12	.417	0-1	.000	13-17	.765	5-6-11	8.0	4-0	6	3	1	5	23	10.0
2/10	Sam Houston																	
2/17	Corpus Christi																	
2/21	Southeastern La.																	
2/24	Houston Baptist																	
2/27	New Orleans																	
3/2	Incarnate Word																	
3/5	Corpus Christi																	
Total		22	659	76-183	.415	7-33	.212	60-95	.632	76-101-177	8.0	65-2	43	51	11	40	219	10.0

INDIVIDUAL SINGLE-GAME HIGHS

Points
23 at Southeastern La. (2/6/2016)

Rebounds
14 (2x) last at Lamar (2/4/2016)

Assists
6 at Southeastern La. (2/6/2016)

Steals
5 (2x) last at Southeastern La. (2/6/2016)

Blocks
2 (5x) last: at Central Arkansas (1/2/2016)

Minutes
41 vs. Stephen F. Austin (1/17/2015)

FG Made
9 at Incarnate Word (2/13/14)

FG Attempts
15 at Northwestern State (1/7/2014)

3FG Made
3 vs. Central Arkansas (1/4/2015)

3FG Attempts
5 (2x) last at Eastern Washington (11/24/2014)

FT Made
13 at Southeastern La. (2/6/2016)

FT Attempts
17 at Southeastern La. (2/6/2016)

Career Statistics

(Cl.)	Year	GP-GS	Min-Avg.	FG-FGA	Pct.	3FG-FGA	Pct.	FT-FTA	Pct.	O-D-Tot	Avg	PF-FO	A	TO	Blk	Stl	Pts	Avg
(Fr.)	13-14	30-24	647-21.6	105-209	.502	4-22	.182	79-118	.669	63-95-158	5.3	74-5	40	65	9	34	293	9.8
(So.)	14-15	29-28	817-28.2	103-251	.410	17-63	.270	90-123	.732	75-132-207	7.1	89-2	42	70	16	44	313	10.8
(Jr.)	15-16	22-22	659-30.0	76-183	.415	7-33	.212	60-95	.632	76-101-177	8.0	65-2	43	51	11	40	219	10.0
TOTAL		81-74	2123-26.2	284-643	.442	28-118	.237	229-336	.682	214-328-542	6.7	228-9	125	186	36	118	825	10.2



#23 SUZZY DIMBA

5-11 | JR. | F | LUBBOCK, TEXAS / CORONADO HS

2013-14 (Sophomore): Third Team All-Southland Conference ... Member of the Southland Conference All-Defensive Team for the second consecutive season ... Southland Conference Commissioner's Honor Roll ... Voted Southland Conference Player of the Week on Feb. 23.

2013-14 (Freshman): Southland Conference Commissioner's Honor Roll ... Named to the Southland Conference All-Defensive Team ... SLC honorable mention ... Voted SLC Player of the Week on Dec. 23.

High School: Graduated in 2013 from Coronado High School ... Part of a team in 2012-13 that went 36-2, won a district championship and reached the regional final.

Personal: Given name is Susan Ogore Dimba ... Majoring in business.

2015-16 Game-By-Game Statistics

Date	Opponent	GS	Min.	FG-FGA	Pct.	3FG-FGA	Pct.	FT-FTA	Pct.	O-D-Tot	Avg	PF-FO	A	TO	Blk	Stl	Pts	Avg
11/14	Wayland Baptist	*	24	4-7	.571	1-4	.250	1-4	.250	1-6-7	7.0	4-0	4	1	2	4	10	10.0
11/16	Kansas State	*	34	2-8	.250	2-8	.250	0-0	.000	1-2-3	5.0	2-0	6	2	3	1	6	8.0
11/21	UTSA	*	31	1-7	.143	0-2	.000	2-2	1.000	1-5-6	5.3	2-0	2	5	2	2	4	6.7
11/23	Southwest	*	28	4-11	.364	1-4	.250	3-4	.750	0-10-10	6.5	1-0	1	0	2	8	12	8.0
11/27	Missouri Valley	*	21	4-9	.444	2-5	.400	2-2	1.000	2-1-3	5.8	0-0	4	2	1	2	12	8.8
12/2	Texas Tech	*	39	3-16	.188	0-6	.000	8-10	.800	5-6-11	6.7	3-0	2	1	2	4	14	9.7
12/4	Grand Canyon	*	32	2-7	.286	0-2	.000	4-6	.667	3-3-6	6.6	4-0	2	0	0	1	8	9.4
12/5	Eastern Mich.	*	29	3-8	.375	0-3	.000	0-2	.000	2-6-8	6.8	2-0	2	3	3	4	6	9.0
12/18	Eastern Wash.	*	18	5-7	.714	1-1	1.000	3-5	.600	0-4-4	6.4	4-0	1	3	1	0	14	9.6
12/20	Idaho	*	38	3-9	.333	0-2	.000	2-6	.333	2-9-11	6.9	4-0	3	3	2	4	8	9.4
12/31	Schreiner	*	30	2-9	.222	0-2	.000	8-10	.800	2-8-10	7.2	1-0	3	5	2	3	12	9.6
1/2	Central Ark.	*	30	2-5	.400	1-1	1.000	0-1	.000	1-3-4	6.9	3-0	2	3	4	1	5	9.3
1/7	Northwestern St.	*	37	2-7	.286	0-3	.000	2-6	.333	3-7-10	7.2	3-0	5	6	1	3	6	9.0
1/10	Nicholls	*	32	4-11	.364	1-4	.250	0-0	.000	2-5-7	7.1	3-0	2	5	2	2	9	9.0
1/13	McNeese	*	33	4-8	.500	0-2	.000	3-4	.750	1-10-11	7.4	3-0	5	3	1	2	11	9.1
1/16	Stephen F. Austin	*	24	3-6	.500	0-2	.000	0-0	.000	0-1-1	7.0	5-1	2	1	1	0	6	8.9
1/21	Sam Houston	*	33	8-13	.615	4-5	.800	2-4	.500	2-5-7	7.0	4-0	3	2	2	6	22	9.7
1/23	Incarnate Word	*	31	2-6	.333	1-3	.333	7-8	.875	0-1-1	6.7	3-0	2	1	1	1	12	9.8
1/27	Houston Baptist	*	28	3-10	.300	0-1	.000	5-5	1.000	5-3-8	6.7	3-0	3	3	0	2	11	9.9
1/30	Lamar	*	22	7-11	.636	3-5	.600	0-0	.000	3-3-6	6.7	2-0	4	2	0	2	17	10.3
2/4	Lamar	*	25	3-8	.375	1-3	.333	0-1	.000	5-6-11	6.9	4-0	1	1	1	1	7	10.1
2/6	Southeastern La.	*	40	5-13	.385	0-3	.000	2-3	.667	5-6-11	7.1	1-0	2	3	3	1	12	10.2
2/10	Sam Houston																	
2/17	Corpus Christi																	
2/21	Southeastern La.																	
2/24	Houston Baptist																	
2/27	New Orleans																	
3/2	Incarnate Word																	
3/5	Corpus Christi																	
Total		22	659	76-196	.388	18-71	.254	54-83	.651	46-110-156	7.1	61-1	61	55	36	54	224	10.2

INDIVIDUAL SINGLE-GAME HIGHS

Points
23 (2x) last at Southeastern La. (2/21/2015)

Rebounds
16 (3x) last: vs. Lamar (2/5/2015)

Assists
6 (2x) last at Kansas State (11/16/2015)

Steals
8 vs. Southwest (11/23/2015)

Blocks
6 vs. Houston Baptist (2/25/2015)

Minutes
40 (3x) last at Southeastern La. (2/6/2016)

FG Made
9 vs. Angelo State (11/8/2013)

FG Attempts
19 (3x) last vs. George Mason (11/28/2014)

3FG Made
4 (4x) last at Sam Houston State (1/21/2016)

3FG Attempts
13 at Northwestern State (1/7/2015)

FT Made
11 at Incarnate Word (3/5/2015)

FT Attempts
11 at Incarnate Word (3/5/2015)

Career Statistics

(Cl.)	Year	GP-GS	Min-Avg.	FG-FGA	Pct.	3FG-FGA	Pct.	FT-FTA	Pct.	O-D-Tot	Avg	PF-FO	A	TO	Blk	Stl	Pts	Avg
(Fr.)	13-14	30-25	822-27.4	128-290	.441	31-91	.341	52-84	.619	70-202-272	9.1	93-6	52	73	42	45	339	11.3
(So.)	14-15	29-28	898-31.0	117-312	.375	42-155	.271	59-107	.551	77-172-249	8.6	72-3	76	77	49	76	335	11.6
(Jr.)	15-16	22-22	659-30.0	76-196	.388	18-71	.254	54-83	.651	46-110-156	7.1	61-1	61	55	36	54	224	10.2
TOTAL		81-75	2379-29.4	321-798	.402	91-317	.287	165-274	.602	193-484-677	8.4	226-10	189	205	127	175	898	11.1



#2 ALYSSA ECHOLS

5-7 | SO. | G | PFLUGERVILLE, TEXAS / PFLUGERVILLE HS

2014-15 (Sophomore): Ranked among the Southland Conference leaders in assists (1.9 apg) and steals (1.1 spg) ... Appeared in all 29 games with six starts, averaging 18.1 minutes per contest.

High School: Graduated in 2014 from Pflugerville High School ... Played in 37 games as a senior and averaged 10.9 points, 3.8 rebounds, 3.4 assists and 3.0 steals per game en route to being named a TABC All-Star and all-region selection ... Received all-state plaudit from TGBC and spot on all-district first team ... Team MVP and its Miss Offense.

Personal: Given name is Alyssa Laverne Echols ... Intends to major in biochemistry at ACU.

2015-16 Game-By-Game Statistics

Date	Opponent	GS	Min.	FG-FGA	Pct.	3FG-FGA	Pct.	FT-FTA	Pct.	O-D-Tot	Avg	PF-FO	A	TO	Blk	Stl	Pts	Avg
11/14	Wayland Baptist		8	0-0	.000	0-0	.000	0-2	.000	1-1-2	2.0	0-0	1	1	0	1	0	0.0
11/16	Kansas State		3	0-0	.000	0-0	.000	0-0	.000	0-0-0	1.0	0-0	0	0	0	0	0	0.0
11/21	UTSA		6	0-0	.000	0-0	.000	0-0	.000	0-1-1	1.0	0-0	0	0	0	0	0	0.0
11/23	Southwest		11	2-3	.667	0-1	.000	3-3	1.000	1-1-2	1.3	0-0	1	0	0	2	7	1.8
11/27	Missouri Valley		14	1-2	.500	0-1	.000	0-0	.000	4-0-4	1.8	0-0	2	0	0	1	2	1.8
12/2	Texas Tech		2	0-0	.000	0-0	.000	0-0	.000	0-0-0	1.5	0-0	0	1	0	0	0	1.5
12/4	Grand Canyon	dnp																
12/5	Eastern Mich.	dnp																
12/18	Eastern Wash.		7	2-2	1.000	1-1	1.000	0-0	.000	0-1-1	1.4	0-0	0	1	0	0	5	2.0
12/20	Idaho		9	1-1	1.000	1-1	1.000	0-0	.000	0-3-3	1.6	1-0	0	1	0	0	3	2.1
12/31	Schreiner		16	2-3	.667	1-2	.500	1-1	1.000	0-5-5	2.0	0-0	1	2	0	2	6	2.6
1/2	Central Ark.		10	0-0	.000	0-0	.000	0-0	.000	0-1-1	1.9	0-0	2	0	0	1	0	2.3
1/7	Northwestern St.		13	1-2	.500	1-2	.500	0-0	.000	0-2-2	1.9	0-0	1	3	0	1	3	2.4
1/10	Nicholls		13	1-3	.333	0-1	.000	1-2	.500	1-1-2	1.9	0-0	2	2	0	1	3	2.4
1/13	McNeese		7	0-2	.000	0-0	.000	2-2	1.000	1-1-2	1.9	2-0	0	2	0	1	2	2.4
1/16	Stephen F. Austin		12	0-1	.000	0-0	.000	0-0	.000	0-0-0	1.8	0-0	0	0	0	1	0	2.2
1/21	Sam Houston		8	0-1	.000	0-0	.000	0-2	.000	0-3-3	1.9	1-0	1	0	0	0	0	2.1
1/23	Incarnate Word		4	0-0	.000	0-0	.000	0-2	.000	0-0-0	1.8	0-0	1	0	0	0	0	1.9
1/27	Houston Baptist		15	2-2	1.000	2-2	1.000	0-0	.000	1-5-6	2.0	0-0	0	0	0	1	6	2.2
1/30	Lamar		5	0-1	.000	0-1	.000	0-0	.000	0-1-1	1.9	0-0	1	3	0	0	0	2.1
2/4	Lamar		6	0-1	.000	0-1	.000	0-0	.000	0-2-2	1.9	1-0	0	1	0	1	0	1.9
2/6	Southeastern La.		1	0-0	.000	0-0	.000	0-0	.000	0-0-0	1.9	0-0	0	0	0	0	0	1.9
2/10	Sam Houston																	
2/17	Corpus Christi																	
2/21	Southeastern La.																	
2/24	Houston Baptist																	
2/27	New Orleans																	
3/2	Incarnate Word																	
3/5	Corpus Christi																	
Total			170	12-24	.500	6-13	.462	7-14	.500	9-28-37	1.9	5-0	13	17	0	13	37	1.9

INDIVIDUAL SINGLE-GAME HIGHS

Points
8 (3x) last vs. Southeastern La. (2/7/2015)

Rebounds
6 vs. Houston Baptist (1/27/2016)

Assists
6 vs. A&M-Corpus Christi (2/18/2015)

Steals
5 at UTSA (11/19/2014)

Blocks
1 (3x) last vs. Lamar (2/5/2015)

Minutes
31 at Northwestern State (1/7/2015)

FG Made
3 (2x) last vs. Incarnate Word (1/24/2015)

FG Attempts
6 (4x) last vs. Southeastern La. (2/21/2015)

3FG Made
2 (4x) last vs. Houston Baptist (1/27/2016)

3FG Attempts
4 vs. Wayland Baptist (11/15/2014)

FT Made
4 vs. Southeastern La. (2/7/2015)

FT Attempts
6 (2x) last: vs. Southeastern La. (2/7/2015)

Career Statistics

(Cl.)	Year	GP-GS	Min-Avg.	FG-FGA	Pct.	3FG-FGA	Pct.	FT-FTA	Pct.	O-D-Tot	Avg	PF-FO	A	TO	Blk	Stl	Pts	Avg
(Fr.)	14-15	29-6	526-18.1	32-88	.364	15-47	.319	23-40	.575	18-36-54	1.9	42-0	54	55	3	32	102	3.5
(So.)	15-16	20-0	170-8.5	12-24	.500	6-13	.462	7-14	.500	9-28-37	1.9	5-0	13	17	0	13	37	1.9
TOTAL		49-6	696-14.2	44-112	.393	21-60	.350	30-54	.556	27-64-91	1.9	47-0	67	72	3	45	139	2.8



#5 McKENZIE MARTIN

6-2 | FR. | F | ALLEN, TEXAS / ALLEN HS

High School: Graduated in 2015 from Allen High School ... Averaged 10.4 points and 6.2 rebounds per game during career ... Shot .466 from the field and .462 from the 3-point arc ... 6-6A First Team All-District ... Two-time 6-6A First Team Academic All-District ... 2014- 2015 TGCA All State and TGCA Academic All-State ... 2014 Premier Basketball All-American ... 2015 McDonalds All-America nominee.

Personal: Given name is McKenzie Arin Martin ... Born 7 March 1997 in Plano, Texas ... Resides in Allen ... Daughter of Alan and Carmen Martin.

2015-16 Game-By-Game Statistics

Date	Opponent	GS	Min.	FG-FGA	Pct.	3FG-FGA	Pct.	FT-FTA	Pct.	O-D-Tot	Avg	PF-FO	A	TO	Blk	Stl	Pts	Avg
11/14	Wayland Baptist		10	3-4	.750	1-1	1.000	0-0	.000	0-2-2	2.0	1-0	0	1	0	0	7	7.0
11/16	Kansas State		2	0-0	.000	0-0	.000	0-0	.000	0-0-0	1.0	1-0	0	0	0	0	0	3.5
11/21	UTSA		3	0-2	.000	0-2	.000	0-0	.000	0-0-0	0.7	0-0	0	0	0	0	0	2.3
11/23	Southwest		16	4-11	.364	2-6	.333	3-3	1.000	3-3-6	2.0	1-0	1	1	0	0	13	5.0
11/27	Missouri Valley		14	4-8	.500	2-6	.333	2-2	1.000	0-0-0	1.6	0-0	0	0	0	0	12	6.4
12/2	Texas Tech	dnp																
12/4	Grand Canyon	dnp																
12/5	Eastern Mich.		4	1-2	.500	1-2	.500	0-0	.000	0-0-0	1.3	0-0	0	0	0	0	3	5.8
12/18	Eastern Wash.	dnp																
12/20	Idaho	dnp																
12/31	Schreiner		11	2-4	.500	1-3	.333	0-0	.000	2-1-3	1.6	1-0	1	1	0	0	5	5.7
1/2	Central Ark.		1	0-0	.000	0-0	.000	0-0	.000	0-0-0	1.4	0-0	0	1	0	0	0	5.0
1/7	Northwestern St.	dnp																
1/10	Nicholls	dnp																
1/13	McNeese	0+		1-1	1.000	1-1	1.000	0-0	.000	0-0-0	1.2	0-0	0	0	0	0	3	4.8
1/16	Stephen F. Austin		2	0-0	.000	0-0	.000	0-0	.000	0-1-1	1.2	0-0	0	1	0	0	0	4.3
1/21	Sam Houston		3	1-2	.500	1-2	.500	0-0	.000	0-0-0	1.1	0-0	0	0	0	0	3	4.2
1/23	Incarnate Word	dnp																
1/27	Houston Baptist		6	1-2	.500	1-2	.500	1-2	.500	0-0-0	1.0	0-0	0	0	0	0	4	4.2
1/30	Lamar		5	1-1	1.000	1-1	1.000	0-0	.000	0-0-0	0.9	0-0	0	0	0	0	3	4.1
2/4	Lamar	dnp																
2/6	Southeastern La.		0	0-0	.000	0-0	.000	0-0	.000	0-0-0	0.9	0-0	0	0	0	0	0	3.8
2/10	Sam Houston																	
2/17	Corpus Christi																	
2/21	Southeastern La.																	
2/24	Houston Baptist																	
2/27	New Orleans																	
3/2	Incarnate Word																	
3/5	Corpus Christi																	
Total			77	18-37	.486	11-26	.423	6-7	.857	5-7-12	0.9	4-0	2	5	0	0	53	3.8

INDIVIDUAL SINGLE-GAME HIGHS

Points
13 vs. Southwest (11/23/2015)

Rebounds
6 vs. Southwest (11/23/2015)

Assists
1 (2x) last vs. Schreiner (12/31/2015)

Steals
None

Blocks
None

Minutes
16 vs. Southwest (11/23/2015)

FG Made
4 (2x) last vs. Missouri Valley (11/27/2015)

FG Attempts
11 vs. Southwest (11/23/2015)

3FG Made
2 (2x) last vs. Missouri Valley (11/27/2015)

3FG Attempts
6 (2x) last vs. Missouri Valley (11/27/2015)

FT Made
3 vs. Southwest (11/23/2015)

FT Attempts
3 vs. Southwest (11/23/2015)



#15 ALEXIS MASON

5-9 | JR. | G | MCKINNEY, TEXAS / MCKINNEY NORTH HS

2014-15 (Sophomore): Southland Conference Commissioner's Honor Roll ... Ranked among the Southland Conference leaders in scoring (11.3 ppg), assists (1.7 apg), steals (1.0) and 3-point field goals per game (1.8) ... Named to the UMKC Plaza Lights Classic All-Tournament Team after dropping a career high 28 points vs. George Mason 16 points the following day vs. the host Roos.

2013-14 (Freshman): Finished ranked 17th in the Southland Conference in scoring, 10th in steals, 11th in field goal percentage, fourth with 2.4 3-point field goals made per game.

High School: Graduated in 2013 from McKinney North High School ... 2012-13 TABC all-state, all-region and all-star ... 2012-13 TGCA all-state and all-star ... Named district MVP as a senior.

Personal: Given name is Alexis Monique Mason ... Family studies major ... Sister, Amanda, played basketball at Tulsa and Texas Woman's.

2015-16 Game-By-Game Statistics

Date	Opponent	GS	Min.	FG-FGA	Pct.	3FG-FGA	Pct.	FT-FTA	Pct.	O-D-Tot	Avg	PF-FO	A	TO	Blk	Stl	Pts	Avg
11/14	Wayland Baptist	*	26	6-16	.375	3-12	.250	3-4	.750	0-0-0	0.0	2-0	6	2	0	2	18	18.0
11/16	Kansas State	*	32	5-15	.333	4-14	.286	3-4	.750	1-2-3	1.5	2-0	1	7	0	0	17	17.5
11/21	UTSA	*	33	7-16	.438	4-10	.400	2-2	1.000	1-2-3	2.0	2-0	1	4	0	0	20	18.3
11/23	Southwest	*	15	3-7	.429	0-2	.000	2-2	1.000	2-3-5	2.8	0-0	2	0	0	3	8	15.8
11/27	Missouri Valley	*	21	4-9	.444	3-7	.429	0-0	.000	2-4-6	3.4	0-0	1	0	0	1	11	14.8
12/2	Texas Tech	*	35	3-10	.300	2-6	.333	4-4	1.000	0-1-1	3.0	2-0	1	1	0	0	12	14.3
12/4	Grand Canyon	*	33	1-10	.100	1-8	.125	2-2	1.000	0-4-4	3.1	1-0	3	0	0	0	5	13.0
12/5	Eastern Mich.	*	38	8-18	.444	7-16	.438	6-7	.857	1-3-4	3.3	3-0	6	0	0	4	29	15.0
12/18	Eastern Wash.	*	37	5-9	.556	1-3	.333	3-4	.750	0-4-4	3.3	0-0	2	3	0	1	14	14.9
12/20	Idaho	*	37	2-9	.222	2-8	.250	6-6	1.000	1-3-4	3.4	3-0	2	4	0	1	12	14.6
12/31	Schreiner	*	24	3-8	.375	3-8	.375	0-0	.000	0-3-3	3.4	0-0	0	1	0	2	9	14.1
1/2	Central Ark.	*	23	4-8	.500	2-3	.667	2-2	1.000	0-0-0	3.1	3-0	1	2	1	4	12	13.9
1/7	Northwestern St.	*	36	8-15	.533	4-11	.364	3-3	1.000	1-2-3	3.1	2-0	1	2	1	0	23	14.6
1/10	Nicholls	*	40	6-17	.353	3-8	.375	4-6	.667	2-7-9	3.5	2-0	0	2	0	1	19	14.9
1/13	McNeese	*	33	9-17	.529	2-8	.250	6-7	.857	2-6-8	3.8	2-0	2	4	0	2	26	15.7
1/16	Stephen F. Austin	*	27	5-10	.500	2-6	.333	9-10	.900	0-0-0	3.6	3-0	4	3	0	2	21	16.0
1/21	Sam Houston	*	37	6-14	.429	4-10	.400	1-3	.333	1-4-5	3.6	2-0	7	2	0	4	17	16.1
1/23	Incarnate Word	*	31	7-12	.583	4-5	.800	8-13	.615	4-0-4	3.7	0-0	2	5	0	4	26	16.6
1/27	Houston Baptist	*	34	6-17	.353	2-11	.182	4-4	1.000	2-9-11	4.1	1-0	3	5	0	0	18	16.7
1/30	Lamar	*	35	7-15	.467	3-8	.375	0-2	.000	4-9-13	4.5	3-0	7	2	0	1	17	16.7
2/4	Lamar	*	40	9-22	.409	5-16	.313	7-9	.778	3-5-8	4.7	5-1	0	7	2	1	30	17.3
2/6	Southeastern La.	*	38	5-15	.333	3-10	.300	6-10	.600	2-4-6	4.7	2-0	2	3	1	0	19	17.4
2/10	Sam Houston																	
2/17	Corpus Christi																	
2/21	Southeastern La.																	
2/24	Houston Baptist																	
2/27	New Orleans																	
3/2	Incarnate Word																	
3/5	Corpus Christi																	
	Total	222	705	119-289	.412	64-190	.337	81-104	.779	29-75-104	4.7	40-1	54	59	5	33	383	17.4

INDIVIDUAL SINGLE-GAME HIGHS

Points
30 at Lamar (2/4/2016)

Rebounds
13 vs. Lamar (1/30/2016)

Assists
7 (4x), last vs. Lamar (1/30/2016)

Steals
4 (6x) last at Incarnate Word (1/23/2016)

Blocks
2 at Lamar (2/4/2016)

Minutes
41 vs. Stephen F. Austin (1/17/2015)

FG Made
10 (2x) last vs. George Mason (11/28/2014)

FG Attempts
20 vs. George Mason (11/28/2014)

3FG Made
7 vs. Eastern Michigan (12/5/2015)

3FG Attempts
16 (2x) last at Lamar (2/4/2016)

FT Made
9 (2x) last at Stephen F. Austin (1/16/2016)

FT Attempts
13 at Incarnate Word (1/23/2016)

Career Statistics

(Cl.)	Year	GP-GS	Min-Avg.	FG-FGA	Pct.	3FG-FGA	Pct.	FT-FTA	Pct.	O-D-Tot	Avg	PF-FO	A	TO	Blk	Stl	Pts	Avg
(Fr.)	13-14	30-30	915-30.5	128-299	.428	71-197	.360	46-63	.730	33-62-95	3.2	62-1	86	83	3	47	373	12.4
(So.)	14-15	29-23	806-27.8	110-302	.364	53-180	.294	55-74	.743	33-53-86	3.0	37-1	49	87	5	29	328	11.3
(Jr.)	15-16	22-22	705-32.0	119-289	.412	64-190	.337	81-104	.779	29-75-104	4.7	40-1	54	59	5	33	383	17.4
TOTAL		81-75	2426-30.0	357-890	.401	188-567	.332	182-241	.755	95-190-285	3.5	139-3	189	229	13	109	1084	13.4



#33 SYDNEY SHELSTEAD

6-3 | JR. | F | MINERAL WELLS, TEXAS / MINERAL WELLS HS

2014-15 (Sophomore): Third Team All-Southland Conference ... First Team Academic All-Conference ... CoSIDA / Capital One First Team Academic All-District ... Southland Conference Commissioner's Honor Roll ... Two-time Southland Conference Player of the Week honorable mention on Dec. 21 and March 2.

2013-14 (Freshman): Named to the Southland Conference Commissioner's Honor Roll ... Averaged 7.4 points and 4.6 rebounds per game ... Shot 46.5 percent from the floor (79-170) and sank five 3-pointers.

High School: Graduated among top 10 percent of class in 2013 from Mineral Wells High School ... District co-MVP, all-district and all-region in basketball.

Personal: Given name is Sydney Rynne Shelstead ... Studying engineering.

2015-16 Game-By-Game Statistics

Date	Opponent	GS	Min.	FG-FGA	Pct.	3FG-FGA	Pct.	FT-FTA	Pct.	O-D-Tot	Avg	PF-FO	A	TO	Blk	Stl	Pts	Avg
11/14	Wayland Baptist	*	31	8-15	.533	1-1	1.000	9-11	.818	3-9-12	12.0	1-0	0	2	1	1	26	26.0
11/16	Kansas State	*	37	3-17	.176	0-1	.000	5-6	.833	7-4-11	11.5	3-0	1	3	1	0	11	18.5
11/21	UTSA	*	36	6-9	.667	0-1	.000	8-9	.889	1-7-8	10.3	5-1	0	2	0	1	20	19.0
11/23	Southwest	*	19	2-8	.250	0-1	.000	1-2	.500	1-0-1	8.0	2-0	0	1	0	1	5	15.5
11/27	Missouri Valley	*	22	2-7	.286	0-1	.000	4-4	1.000	3-4-7	7.8	2-0	1	0	1	1	8	14.0
12/2	Texas Tech	*	40	2-9	.222	0-1	.000	4-6	.667	3-1-4	7.2	4-0	2	1	0	3	8	13.0
12/4	Grand Canyon	*	25	7-11	.636	1-1	1.000	4-4	1.000	4-3-7	7.1	5-1	0	0	0	3	19	13.9
12/5	Eastern Mich.	*	25	2-6	.333	0-0	.000	1-1	1.000	1-3-4	6.8	1-0	2	1	1	1	5	12.8
12/18	Eastern Wash.	*	26	2-3	.667	0-0	.000	1-6	.167	1-7-8	6.9	4-0	1	5	1	0	5	11.9
12/20	Idaho	*	30	7-17	.412	0-0	.000	4-6	.667	5-4-9	7.1	5-1	0	1	1	0	18	12.5
12/31	Schreiner	*	29	7-9	.778	1-1	1.000	9-11	.818	2-5-7	7.1	1-0	1	4	0	0	24	13.5
1/2	Central Ark.	*	39	7-14	.500	0-0	.000	5-8	.625	1-8-9	7.3	3-0	1	5	1	3	19	14.0
1/7	Northwestern St.	*	39	5-9	.556	0-0	.000	6-8	.750	4-9-13	7.7	2-0	2	2	2	2	16	14.2
1/10	Nicholls	*	32	3-7	.429	0-1	.000	4-6	.667	4-3-7	7.6	2-0	1	4	2	2	10	13.9
1/13	McNeese	*	35	7-9	.778	0-0	.000	8-8	1.000	3-9-12	7.9	4-0	1	3	2	2	22	14.4
1/16	Stephen F. Austin	*	39	9-13	.692	0-0	.000	4-7	.571	0-4-4	7.7	3-0	1	0	2	1	22	14.9
1/21	Sam Houston	*	29	6-14	.429	1-1	1.000	8-8	1.000	3-5-8	7.7	3-0	4	2	0	0	21	15.2
1/23	Incarnate Word	*	30	6-9	.667	0-0	.000	2-3	.667	2-4-6	7.6	5-1	2	3	0	0	14	15.2
1/27	Houston Baptist	*	22	4-8	.500	0-0	.000	3-3	1.000	3-4-7	7.6	3-0	2	2	1	2	11	14.9
1/30	Lamar	*	31	4-10	.400	0-1	.000	1-1	1.000	1-6-7	7.6	1-0	0	2	1	1	9	14.7
2/4	Lamar	*	28	2-7	.286	0-0	.000	7-8	.875	3-4-7	7.5	1-0	1	2	3	1	11	14.5
2/6	Southeastern La.	*	31	4-12	.333	1-1	1.000	3-6	.500	1-2-3	7.3	0-0	4	1	0	0	12	14.4
2/10	Sam Houston																	
2/17	Corpus Christi																	
2/21	Southeastern La.																	
2/24	Houston Baptist																	
2/27	New Orleans																	
3/2	Incarnate Word																	
3/5	Corpus Christi																	
Total		22	675	105-223	.471	5-12	.417	101-132	.765	56-105-161	7.3	60-4	27	46	20	25	316	14.4

INDIVIDUAL SINGLE-GAME HIGHS

Points 27 vs. Houston Baptist (2/25/2015)	Blocks 3 (2x) last at Lamar (2/4/2016)	3FG Made 1 (17x) last at Southeastern La. (2/6/2016)
Rebounds 18 vs. Eastern Washington (11/24/2014)	Minutes 40 vs. George Mason (11/28/2014)	3FG Attempts 2 (4x) last vs. Angelo State (1/26/2015)
Assists 4 (3x) last at Southeastern La. (2/6/2016)	FG Made 9 (3x) last at Stephen F. Austin (1/16/2016)	FT Made 11 vs. Houston Baptist (2/25/2015)
Steals 3 (9x) last at Central Arkansas (1/2/2016)	FG Attempts 17 at Kansas State (11/16/2015)	FT Attempts 12 vs. Houston Baptist (2/25/2015)

Career Statistics

(Cl.)	Year	GP-GS	Min-Avg.	FG-FGA	Pct.	3FG-FGA	Pct.	FT-FTA	Pct.	O-D-Tot	Avg	PF-FO	A	TO	Blk	Stl	Pts	Avg
(Fr.)	13-14	30-12	621-20.7	79-170	.465	5-17	.294	60-88	.682	46-93-139	4.6	83-3	25	46	15	24	223	7.4
(So.)	14-15	29-23	863-29.8	123-241	.510	5-20	.250	118-157	.752	113-140-253	8.7	83-3	39	57	12	39	369	12.7
(Jr.)	15-16	22-22	675-30.7	105-223	.471	5-12	.417	101-132	.765	56-105-161	7.3	60-4	27	46	20	25	316	14.4
TOTAL		81-57	2159-26.7	307-634	.484	15-49	.306	279-377	.740	215-338-553	6.8	226-10	91	149	47	88	908	11.2



#10 PARIS WEBB

5-4 | SR. | G | MIDLAND, TEXAS / MIDLAND HS

2014-15 (Junior): Southland Conference Commissioner's Honor Roll ... Ranked among the conference leaders in assists (1.9 apg) and steals (1.1) ... Appeared in 27 games with eight starts and averaged 14.8 minutes per contest.

2011-14 (at Central Arizona): Recorded per game averages of 6.1 points, 3.2 rebounds and 4.9 assists during the 2013-14 season in which the Vaqueras placed fourth at the NJCAA Tournament behind an overall record of 31-4 ... Second team all-conference in 2013-14.

High School: Graduated in 2011 from Midland High School ... Defensive Player of the Year.

Personal: Given name is Paris Ivell Webb ... Born 13 November 1992 in Midland, Texas, where she still resides ... Daughter of Jeffrey and Tonya Webb ... Biology major.

2015-16 Game-By-Game Statistics

Date	Opponent	GS	Min.	FG-FGA	Pct.	3FG-FGA	Pct.	FT-FTA	Pct.	O-D-Tot	Avg	PF-FO	A	TO	Blk	Stl	Pts	Avg
11/14	Wayland Baptist		10	0-0	.000	0-0	.000	2-2	1.000	1-2-3	3.0	1-0	3	0	0	1	2	2.0
11/16	Kansas State		19	0-1	.000	0-0	.000	1-2	.500	3-2-5	4.0	0-0	2	3	0	3	1	1.5
11/21	UTSA		13	0-2	.000	0-1	.000	0-0	.000	0-0-0	2.7	0-0	0	0	0	0	0	1.0
11/23	Southwest		12	0-0	.000	0-0	.000	3-4	.750	0-0-0	2.0	0-0	3	0	0	1	3	1.5
11/27	Missouri Valley		16	1-2	.500	0-0	.000	0-0	.000	1-2-3	2.2	0-0	3	0	0	0	2	1.6
12/2	Texas Tech		5	0-0	.000	0-0	.000	0-0	.000	0-0-0	1.8	1-0	0	0	0	0	0	1.3
12/4	Grand Canyon		16	1-2	.500	0-1	.000	0-0	.000	0-1-1	1.7	0-0	3	0	0	0	2	1.4
12/5	Eastern Mich.		14	0-1	.000	0-0	.000	0-0	.000	1-0-1	1.6	0-0	1	1	0	0	0	1.3
12/18	Eastern Wash.		15	0-1	.000	0-1	.000	1-2	.500	0-1-1	1.6	1-0	4	1	0	1	1	1.2
12/20	Idaho		11	0-1	.000	0-1	.000	0-0	.000	0-1-1	1.5	0-0	1	0	0	0	0	1.1
12/31	Schreiner		15	1-3	.333	0-0	.000	0-0	.000	2-1-3	1.6	0-0	3	0	0	2	2	1.2
1/2	Central Ark.		13	0-1	.000	0-1	.000	0-0	.000	1-1-2	1.7	2-0	0	4	0	0	0	1.1
1/7	Northwestern St.		2	0-0	.000	0-0	.000	0-0	.000	0-0-0	1.5	1-0	0	1	0	0	0	1.0
1/10	Nicholls		17	0-0	.000	0-0	.000	0-0	.000	1-1-2	1.6	0-0	1	1	0	3	0	0.9
1/13	McNeese		14	1-2	.500	0-0	.000	0-0	.000	0-0-0	1.5	3-0	1	1	0	0	2	1.0
1/16	Stephen F. Austin		10	2-3	.667	0-0	.000	0-2	.000	0-0-0	1.4	1-0	2	0	0	2	4	1.2
1/21	Sam Houston		7	0-2	.000	0-1	.000	0-0	.000	0-1-1	1.4	1-0	1	0	0	1	0	1.1
1/23	Incarnate Word		12	0-1	.000	0-0	.000	0-0	.000	0-2-2	1.4	0-0	3	2	0	1	0	1.1
1/27	Houston Baptist		25	3-4	.750	1-2	.500	0-0	.000	2-2-4	1.5	1-0	5	2	0	1	7	1.4
1/30	Lamar		16	0-2	.000	0-2	.000	2-2	1.000	1-0-1	1.5	3-0	3	0	0	1	2	1.4
2/4	Lamar		13	0-0	.000	0-0	.000	0-0	.000	0-0-0	1.4	3-0	1	4	0	0	0	1.3
2/6	Southeastern La.		22	2-2	1.000	0-0	.000	1-1	1.000	1-2-3	1.5	1-0	0	2	0	2	5	1.5
2/10	Sam Houston																	
2/17	Corpus Christi																	
2/21	Southeastern La.																	
2/24	Houston Baptist																	
2/27	New Orleans																	
3/2	Incarnate Word																	
3/5	Corpus Christi																	
Total			297	11-30	.367	1-10	.100	10-15	.667	14-19-33	1.5	19-0	40	22	0	19	33	1.5

INDIVIDUAL SINGLE-GAME HIGHS

Points
10 at McNeese (1/14/2015)

Rebounds
5 (2x) last at Kansas State (11/16/2015)

Assists
5 vs. Houston Baptist (1/27/2016)

Steals
3 (4x) last at Kansas State (11/16/2015)

Blocks
None

Minutes
33 vs. McNeese (1/14/2015)

FG Made
4 at McNeese (1/14/2015)

FG Attempts
8 at McNeese (1/14/2015)

3FG Made
2 at McNeese (1/14/2015)

3FG Attempts
3 at McNeese (1/14/2015)

FT Made
4 vs. Air Force (12/20/2014)

FT Attempts
4 (3x) last vs. Southwest (11/23/2015)

Career Statistics

(Cl.)	Year	GP-GS	Min-Avg.	FG-FGA	Pct.	3FG-FGA	Pct.	FT-FTA	Pct.	O-D-Tot	Avg	PF-FO	A	TO	Blk	Stl	Pts	Avg
(Fr.)	14-15	27-8	400-14.8	29-69	.420	5-20	.250	12-15	.800	10-31-41	1.5	23-0	51	38	0	30	75	2.8
(Sr.)	15-16	22-0	297-13.5	11-30	.367	1-10	.100	10-15	.667	14-19-33	1.5	19-0	40	22	0	19	33	1.5
TOTAL		49-8	697/14.2	40-99	.404	6-30	.200	22-30	.733	24-50-74	1.5	42-0	91	60	0	49	108	2.2



#24 BREKLYN WENTZ

5-2 | FR. | G | LUBBOCK, TEXAS / TRINITY CHRISTIAN HS

High School: Graduated in 2015 from Trinity Christian High School ... Part of three state championship teams in 2013, 2014 and 2015 ... Four-time All-District and All-State selection ... Two-time Defensive Player of the Year ... 2012 Newcomer of the Year ... 2015 District MVP ... Lettered in volleyball ... Won state championship with volleyball team in 2014 ... Member of the National Honor Society.

Personal: Given name is Breklyn Jeanette Wentz ... Born 21 February 1997 in Lubbock ... Daughter of Ed and Lisa Wentz ... Sister to ACU basketball player Parker Wentz ... Nursing major.

2015-16 Game-By-Game Statistics

Date	Opponent	GS	Min.	FG-FGA	Pct.	3FG-FGA	Pct.	FT-FTA	Pct.	O-D-Tot	Avg	PF-FO	A	TO	Blk	Stl	Pts	Avg
11/14	Wayland Baptist		10	0-1	.000	0-1	.000	0-0	.000	0-0-0	0.0	2-0	1	2	0	2	0	0.0
11/16	Kansas State		3	0-0	.000	0-0	.000	0-0	.000	0-1-1	0.5	1-0	0	2	0	1	0	0.0
11/21	UTSA		2	0-2	.000	0-1	.000	2-2	1.000	1-1-2	1.0	0-0	0	0	0	1	2	0.7
11/23	Southwest		9	0-2	.000	0-2	.000	0-0	.000	0-0-0	0.8	1-0	0	2	0	0	0	0.5
11/27	Missouri Valley		15	1-3	.333	1-3	.333	2-2	1.000	0-0-0	0.6	0-0	2	0	0	2	5	1.4
12/2	Texas Tech		dnp															
12/4	Grand Canyon		3	0-0	.000	0-0	.000	0-0	.000	0-1-1	0.7	1-0	0	0	0	0	0	1.2
12/5	Eastern Mich.		4	0-0	.000	0-0	.000	0-0	.000	0-0-0	0.6	2-0	3	0	0	0	0	1.0
12/18	Eastern Wash.		dnp															
12/20	Idaho		1	0-0	.000	0-0	.000	0-0	.000	0-0-0	0.5	2-0	0	0	0	0	0	0.9
12/31	Schreiner		12	0-0	.000	0-0	.000	2-2	1.000	0-0-0	0.4	1-0	2	1	0	2	2	1.0
1/2	Central Ark.		1	0-0	.000	0-0	.000	0-0	.000	0-0-0	0.4	0-0	0	0	0	0	0	0.9
1/7	Northwestern St.		dnp															
1/10	Nicholls		dnp															
1/13	McNeese		3	0-1	.000	0-1	.000	0-0	.000	0-1-1	0.5	1-0	0	0	0	0	0	0.8
1/16	Stephen F. Austin		1	0-0	.000	0-0	.000	0-0	.000	0-0-0	0.4	0-0	0	0	0	0	0	0.8
1/21	Sam Houston		3	0-0	.000	0-0	.000	0-0	.000	1-0-1	0.5	1-0	0	1	0	0	0	0.7
1/23	Incarnate Word		dnp															
1/27	Houston Baptist		7	0-0	.000	0-0	.000	0-0	.000	0-0-0	0.4	2-0	1	2	0	0	0	0.6
1/30	Lamar		10	0-0	.000	0-0	.000	0-0	.000	0-0-0	0.4	2-0	2	0	0	0	0	0.6
2/4	Lamar		dnp															
2/6	Southeastern La.		0	0-0	.000	0-0	.000	0-0	.000	0-0-0	0.4	0-0	0	0	0	0	0	0.6
2/10	Sam Houston																	
2/17	Corpus Christi																	
2/21	Southeastern La.																	
2/24	Houston Baptist																	
2/27	New Orleans																	
3/2	Incarnate Word																	
3/5	Corpus Christi																	
Total			84	1-9	.111	1-8	.125	6-6	1.000	2-4-6	0.4	16-0	11	10	0	8	9	0.6

INDIVIDUAL SINGLE-GAME HIGHS

Points

5 vs. Missouri Valley (11/27/2015)

Rebounds

2 vs. UTSA (11/21/2015)

Assists

3 vs. Eastern Michigan (12/5/2015)

Steals

2 (3x) last vs. Schreiner (12/31/2015)

Blocks

None

Minutes

15 vs. Missouri Valley (11/27/2015)

FG Made

1 vs. Missouri Valley (11/27/2015)

FG Attempts

3 vs. Missouri Valley (11/27/2015)

3FG Made

1 vs. Missouri Valley (11/27/2015)

3FG Attempts

3 vs. Missouri Valley (11/27/2015)

FT Made

2 (3x) last vs. Schreiner (12/31/2015)

FT Attempts

2 (3x) last vs. Schreiner (12/31/2015)



#12 WHITNEY WEST SWINFORD

5-7 | SR. | G | PORTLAND, TEXAS / GREGORY-PORTLAND HS

2014-15 (Junior): Southland Conference Commissioner's Honor Roll ... Recognized Dec. 1 as the Southland Conference Player of the Week after being named MVP of the UMKC Plaza Lights Classic.

2013-14 (Sophomore): Named to the Southland Conference Commissioner's Honor Roll ... Set the school's season record for most 3-point field goal attempts with 214.

2012-13 (Freshman): Lone Star Conference Freshman of the Year.

High School: Graduated in 2012 from Gregory-Portland High School ... Part of a team that finished 27-10 in 2012.

Personal: Given name is Whitney Dianne West ... Family studies major ... Married Tanner Swinford in summer of 2015.

2015-16 Game-By-Game Statistics

Date	Opponent	GS	Min.	FG-FGA	Pct.	3FG-FGA	Pct.	FT-FTA	Pct.	O-D-Tot	Avg	PF-FO	A	TO	Blk	Stl	Pts	Avg
11/14	Wayland Baptist	*	33	5-12	.417	2-8	.250	0-0	.000	4-2-6	6.0	1-0	7	4	0	1	12	12.0
11/16	Kansas State	*	22	1-8	.125	1-7	.143	0-0	.000	2-2-4	5.0	3-0	1	3	0	1	3	7.5
11/21	UTSA	*	37	7-12	.583	3-6	.500	0-2	.000	1-1-2	4.0	2-0	4	1	1	3	17	10.7
11/23	Southwest	*	24	5-13	.385	1-9	.111	1-2	.500	2-0-2	3.5	0-0	1	3	0	2	12	11.0
11/27	Missouri Valley	*	19	5-10	.500	4-9	.444	0-0	.000	1-4-5	3.8	1-0	3	1	0	1	14	11.6
12/2	Texas Tech	*	34	5-11	.455	3-6	.500	1-2	.500	3-4-7	4.3	4-0	0	3	0	0	14	12.0
12/4	Grand Canyon	*	33	3-10	.300	0-4	.000	2-4	.500	2-1-3	4.1	3-0	3	3	0	1	8	11.4
12/5	Eastern Mich.	*	31	6-14	.429	6-13	.462	2-2	1.000	2-5-7	4.5	1-0	4	5	1	1	20	12.5
12/18	Eastern Wash.	*	33	4-9	.444	2-5	.400	2-3	.667	0-3-3	4.3	2-0	1	4	3	3	12	12.4
12/20	Idaho	*	32	2-13	.154	1-9	.111	1-2	.500	1-2-3	4.2	1-0	2	2	3	2	6	11.8
12/31	Schreiner	*	13	3-6	.500	2-3	.667	0-0	.000	1-0-1	3.9	1-0	0	1	0	1	8	11.5
1/2	Central Ark.	*	38	4-9	.444	3-7	.429	4-6	.667	0-3-3	3.8	0-0	3	1	1	0	15	11.8
1/7	Northwestern St.	*	34	4-8	.500	4-8	.500	1-2	.500	2-4-6	4.0	1-0	4	0	0	0	13	11.8
1/10	Nicholls	*	23	3-4	.750	1-2	.500	2-2	1.000	0-1-1	3.8	4-0	2	0	0	1	9	11.6
1/13	McNeese	*	21	0-2	.000	0-1	.000	0-0	.000	0-1-1	3.6	3-0	2	4	0	1	0	10.9
1/16	Stephen F. Austin	*	33	5-7	.714	4-6	.667	4-6	.667	1-3-4	3.6	2-0	5	5	0	2	18	11.3
1/21	Sam Houston	*	33	5-13	.385	1-7	.143	3-4	.750	0-2-2	3.5	1-0	6	2	2	1	14	11.5
1/23	Incarnate Word	*	35	7-12	.583	3-8	.375	0-0	.000	1-4-5	3.6	4-0	1	1	1	0	17	11.8
1/27	Houston Baptist	*	16	1-7	.143	0-3	.000	1-2	.500	3-0-3	3.6	3-0	1	3	0	2	3	11.3
1/30	Lamar	*	30	6-13	.462	5-11	.455	1-2	.500	1-2-3	3.6	2-0	1	4	1	0	18	11.7
2/4	Lamar	*	29	0-8	.000	0-8	.000	0-0	.000	2-2-4	3.6	4-0	3	4	1	0	0	11.1
2/6	Southeastern La.	*	24	5-10	.500	4-6	.667	3-4	.750	1-2-3	3.5	3-0	2	1	0	3	17	11.4
2/10	Sam Houston																	
2/17	Corpus Christi																	
2/21	Southeastern La.																	
2/24	Houston Baptist																	
2/27	New Orleans																	
3/2	Incarnate Word																	
3/5	Corpus Christi																	
	Total	22	627	86-211	.408	50-146	.342	28-45	.622	30-48-78	3.5	46-0	56	55	14	26	250	11.4

INDIVIDUAL SINGLE-GAME HIGHS

Points
24 at UMKC (11/29/2014)

Rebounds
7 vs. Eastern Michigan (12/5/2015)

Assists
7 (3x) last vs. Wayland Baptist (11/14/2015)

Steals
7 at Kansas State (12/22/2014)

Blocks
3 (4x) last at Idaho (12/20/2015)

Minutes
39 vs. Jacksonville (12/21/2013)

FG Made
9 (2x) last: vs. Sam Houston State (1/22/2015)

FG Attempts
21 at UMKC (11/29/2014)

3FG Made
6 vs. Eastern Michigan (12/5/2015)


3FG Attempts
13 vs. Eastern Michigan (12/5/2015)

FT Made
8 vs. Jacksonville (12/21/2013)

FT Attempts
8 (2x) last vs. Jacksonville (12/21/2013)

Career Statistics

(Cl.)	Year	GP-GS	Min-Avg.	FG-FGA	Pct.	3FG-FGA	Pct.	FT-FTA	Pct.	O-D-Tot	Avg	PF-FO	A	TO	Blk	Stl	Pts	Avg
(Fr.)	12-13	28-14	687-24.5	70-159	.440	41-98	.418	41-63	.651	16-56-72	2.6	37-0	58	80	8	24	222	7.9
(So.)	13-14	29-29	864-29.8	120-312	.385	69-214	.322	33-53	.623	15-39-54	1.9	60-1	90	84	17	40	342	11.8
(Jr.)	14-15	29-29	869-30.0	104-295	.353	59-202	.292	34-46	.739	31-38-69	2.4	68-2	69	70	9	55	301	10.4
(Sr.)	15-16	22-22	627-28.5	86-211	.408	50-146	.342	28-45	.622	30-48-78	3.5	46-0	56	55	14	26	250	11.4
TOTAL		108-94	3047-28.2	380-977	.389	219-660	.332	136-207	.657	92-181-273	2.5	211-3	273	289	48	145	1115	10.3



#1 SARA WILLIAMSON

5-10 | FR. | G | ROCKWALL, TEXAS / ROCKWALL HS

High School: Graduated in 2015 from Rockwall High School ... Helped lead 2014-15 squad to a 27-7 season record and a district championship ... District 10-4A Newcomer of the Year (2011-12) ... District 12-5A Offensive Player of the Year (2012-13) ... First Team All-District (2012-13) ... TABC First Team All-Region Team 5A ... TABC Free Throw Winner for 5A in the state of Texas (2013-14) ... TABC Free Throw Winner for 6A (2014-15) ... District 12-5A MVP (2013-14) ... District 12-5A Academic All-District (2013-14).

Personal: Given name is Sara Elizabeth Williamson ... Born 28 May 1997 in Dallas ... Resides in Rowlett, Texas ... Daughter of Sue and Steve Williamson ... Cousin, John Levenson, played football at Nebraska.

2015-16 Game-By-Game Statistics

Date	Opponent	GS	Min.	FG-FGA	Pct.	3FG-FGA	Pct.	FT-FTA	Pct.	O-D-Tot	Avg	PF-FO	A	TO	Blk	Stl	Pts	Avg
11/14	Wayland Baptist		7	0-0	.000	0-0	.000	1-2	.500	0-3-3	3.0	0-0	1	0	0	1	1	1.0
11/16	Kansas State		8	0-1	.000	0-1	.000	0-0	.000	0-0-0	1.5	1-0	0	0	0	0	0	0.5
11/21	UTSA		6	2-3	.667	0-0	.000	0-0	.000	0-1-1	1.3	1-0	0	0	0	0	4	1.7
11/23	Southwest		21	2-6	.333	0-1	.000	4-4	1.000	0-2-2	1.5	2-0	3	3	0	0	8	3.3
11/27	Missouri Valley		14	1-4	.250	1-3	.333	6-7	.857	1-3-4	2.0	0-0	6	0	0	0	9	4.4
12/2	Texas Tech		9	2-3	.667	1-1	1.000	0-2	.000	0-1-1	1.8	0-0	0	1	0	1	5	4.5
12/4	Grand Canyon		11	2-2	1.000	0-0	.000	0-0	.000	0-0-0	1.6	0-0	2	1	0	0	4	4.4
12/5	Eastern Mich.		6	0-0	.000	0-0	.000	0-0	.000	1-1-2	1.6	0-0	2	1	0	0	0	3.9
12/18	Eastern Wash.		9	1-4	.250	0-1	.000	1-2	.500	0-0-0	1.4	0-0	1	0	0	0	3	3.8
12/20	Idaho		18	2-2	1.000	1-1	1.000	2-2	1.000	1-1-2	1.5	1-0	2	0	0	0	7	4.1
12/31	Schreiner		13	1-4	.250	0-1	.000	2-2	1.000	0-0-0	1.4	1-0	0	0	1	2	4	4.1
1/2	Central Ark.		5	0-0	.000	0-0	.000	0-0	.000	0-0-0	1.3	1-0	0	1	0	0	0	3.8
1/7	Northwestern St.		8	0-1	.000	0-0	.000	1-2	.500	0-0-0	1.2	1-0	0	1	0	0	1	3.5
1/10	Nicholls		3	0-0	.000	0-0	.000	2-2	1.000	0-0-0	1.1	1-0	0	1	0	0	2	3.4
1/13	McNeese		12	0-2	.000	0-1	.000	0-0	.000	0-0-0	1.0	0-0	2	0	2	0	0	3.2
1/16	Stephen F. Austin		13	1-3	.333	0-1	.000	4-4	1.000	0-2-2	1.1	1-0	2	1	0	1	6	3.4
1/21	Sam Houston		7	0-2	.000	0-1	.000	0-0	.000	2-0-2	1.1	0-0	1	1	0	0	0	3.2
1/23	Incarnate Word		11	1-2	.500	0-0	.000	0-0	.000	1-0-1	1.1	1-0	1	0	0	0	2	3.1
1/27	Houston Baptist		14	1-2	.500	1-2	.500	0-0	.000	0-0-0	1.1	0-0	1	0	0	0	3	3.1
1/30	Lamar		12	3-3	1.000	2-2	1.000	5-6	.833	1-0-1	1.1	1-0	0	1	0	0	13	3.6
2/4	Lamar		13	1-7	.143	0-4	.000	2-2	1.000	1-1-2	1.1	0-0	0	1	0	2	4	3.6
2/6	Southeastern La.		4	0-1	.000	0-0	.000	0-0	.000	0-0-0	1.0	0-0	0	0	0	0	0	3.5
2/10	Sam Houston																	
2/17	Corpus Christi																	
2/21	Southeastern La.																	
2/24	Houston Baptist																	
2/27	New Orleans																	
3/2	Incarnate Word																	
3/5	Corpus Christi																	
Total			224	20-52	.385	6-20	.300	30-37	.811	8-15-23	1.0	12-0	24	13	3	7	76	3.5

INDIVIDUAL SINGLE-GAME HIGHS

Points
13 vs. Lamar (1/30/2016)

Rebounds
4 vs. Missouri Valley (11/27/2015)

Assists
6 vs. Missouri Valley (11/27/2015)

Steals
2 (2x) last at Lamar (2/4/2016)

Blocks
1 vs. Schreiner (12/31/2015)

Minutes
21 vs. Southwest (11/23/2015)

FG Made
3 vs. Lamar (1/30/2016)

FG Attempts
7 at Lamar (2/4/2016)

3FG Made
2 vs. Lamar (1/30/2016)

3FG Attempts
4 at Lamar (2/4/2016)

FT Made
6 vs. Missouri Valley (11/27/2015)

FT Attempts
7 vs. Missouri Valley (11/27/2015)

AWARDS

WBCA-KODAK ALL-AMERICA First Team

1983-84 Claudia Schleyer, f
1984-85 Claudia Schleyer, f
1985-86 Claudia Schleyer, f
1994-95 Jennifer Clarkson, f
1995-96 Jennifer Clarkson, f

Honorable Mention

1988-89 Suzanne Johnson, g
Anita Vigil, g
1989-90 Suzanne Johnson, g
1990-91 Anita Vigil, g
1995-96 Caroline Omamo, f
1996-97 Caroline Omamo, f
1997-98 Caroline Omamo, f
1998-99 Jackie Bucher, c
1999-00 Jackie Bucher, c
2001-02 Melanie Carter, c
2002-03 Melanie Carter, c
2003-04 Melanie Carter, f
2009-10 Jamie Meyer, f

WBCA-KODAK ALL-DISTRICT

1983-84 Claudia Schleyer, f
1984-85 Claudia Schleyer, f
1985-86 Claudia Schleyer, f
1985-86 Deonna Moore, g
1988-89 Suzanne Johnson, g
Anita Vigil, g
1989-90 Suzanne Johnson, g
1990-91 Anita Vigil, g
1993-94 Jennifer Clarkson, f
1994-95 Jennifer Clarkson, f
1995-96 Jennifer Clarkson, f
Caroline Omamo, f
1996-97 Caroline Omamo, f
1997-98 Caroline Omamo, f
1998-99 Jackie Bucher, c
1999-00 Jackie Bucher, c
2001-02 Melanie Carter, c
2002-03 Melanie Carter, c
2003-04 Melanie Carter, f

DAKTRONICS-CoSIDA ALL-AMERICA

1999-00 Jackie Bucher, c
2009-10 Jamie Meyer, f
2011-12 Mack Lankford, g

DAKTRONICS-CoSIDA ALL-REGION

First Team

1998-99 Jackie Bucher, c
1999-00 Jackie Bucher, c
2000-01 Melanie Carter, c
2001-02 Melanie Carter, c
2002-03 Melanie Carter, c
2003-04 Melanie Carter, f
2007-08 Audrey Maxwell, c
2009-10 Jamie Meyer, f
2010-11 Mack Lankford, g

Second Team

2003-04 Lynsie Blau, c
2006-07 Alex Guiton, g
Audrey Maxwell, c
2007-08 Alex Guiton, g
2008-09 Audrey Maxwell-Lively, c
2009-10 Jody Meyer, c

2010-11 Mack Lankford, g
2012-13 Mack Lankford, g

Honorable Mention

1998-99 Amber Tate, g

DIVISION II BULLETIN ALL-AMERICA

Honorable Mention

1999-00 Jackie Bucher, c
2001-02 Melanie Carter, c
2002-03 Melanie Carter, c
2003-04 Melanie Carter, f

LONE STAR CONFERENCE PLAYER OF THE YEAR

1984 Claudia Schleyer
1985 Claudia Schleyer
1986 Claudia Schleyer
1990 Suzanne Johnson
1995 Jennifer Clarkson
1996 Jennifer Clarkson
1998 Caroline Omamo (S)
1999 Jackie Bucher (S)
2001 Melanie Carter (S)

LONE STAR CONFERENCE DEFENSIVE PLAYER OF THE YEAR

1983 Debra Woodruff
1986 Deonna Moore
1989 Suzanne Johnson
1990 Suzanne Johnson
1994 Jennifer Clarkson
1995 Jennifer Clarkson
1997 Auske Steponaviciute
1998 Shalonda Bowden (S)

LONE STAR CONFERENCE FRESHMAN OF THE YEAR

1983 Claudia Schleyer
1986 Angie Dill
1988 Anita Vigil
1990 Michelle McDaniel
1993 Jennifer Clarkson
1994 Auske Steponaviciute
2002 Melanie Carter (S)
2011 Mack Lankford (S)
2013 Whitney West

LONE STAR CONFERENCE NEWCOMER OF THE YEAR

2011 Kelsey Smith (S)

LONE STAR CONFERENCE COACH OF THE YEAR

1985 Burl McCoy
1986 Burl McCoy
1996 Suzanne Fox
1998 Wayne Williams
2008 Shawna Lavender
2013 Julie Goodenough

ALL-SOUTHLAND CONFERENCE Third Team

2014-15 Suzzy Dimba, f
Sydney Shelstead, f

Preseason Second Team

2015-16 Suzzy Dimba, f

Honorable Mention

2013-14 Suzzy Dimba, f
Renata Marquez, f

SOUTHLAND CONFERENCE All-Defensive Team

2013-14 Suzzy Dimba, f
2014-15 Suzzy Dimba, f

ALL-LONE STAR CONFERENCE First Team

1982-83 Claudia Schleyer, f
Debra Woodruff, g
Regina Swaim, g
1983-84 Claudia Schleyer, f
Deonna Moore, g
1984-85 Claudia Schleyer, f
Deonna Moore, g
1985-86 Claudia Schleyer, f
Deonna Moore, g
1987-88 Anita Vigil, g
1988-89 Anita Vigil, g
Pat Bidwell, f
1989-90 Suzanne Johnson, g
1990-91 Anita Vigil, g
1992-93 Jennifer Clarkson, f
1993-94 Jennifer Clarkson, f
Sandie Kylo, f
1994-95 Jennifer Clarkson, f
1995-96 Jennifer Clarkson, f
Caroline Omamo, f
1996-97 Caroline Omamo, f
1997-98 Caroline Omamo, f
Shalonda Bowden, g-f
1998-99 Jackie Bucher, f
Amber Tate, g
1999-00 Jackie Bucher, c
2000-01 Melanie Carter, c
2001-02 Melanie Carter, c
2002-03 Melanie Carter, c
2003-04 Melanie Carter, f
2004-05 Stephanie Riles, f
2006-07 Alex Guiton, g
Audrey Maxwell, c
2007-08 Alex Guiton, g
Audrey Maxwell, c
2008-09 Audrey Maxwell-Lively, c
Jamie Meyer, f
2009-10 Jamie Meyer, f
Jody Meyer, c
2010-11 Mack Lankford, g
2011-12 Mack Lankford, g
2012-13 Mack Lankford, g

Second Team

1982-83 Jana Edwards, c
1985-86 Angie Dill, c
1987-88 Pat Bidwell, f
Stephanie Spring, f
Suzanne Johnson, g
1988-89 Suzanne Johnson, g
1991-92 Cathe Crow, f

Anita Vigil, g
1992-93 Michelle McDaniel, f-c
1994-95 Shalonda Bowden, g-f
Aukse Steponaviciute, c
1995-96 Shalonda Bowden, g
Cheree Monden, g
1996-97 Aukse Steponaviciute, c
2001-02 Brenda Jacoby, g
2002-03 Lynsie Blau, c
2003-04 Lynsie Blau, c
2004-05 Jamie Boles, c
Ashley King, g
2005-06 Alex Guiton, g
2007-08 Kristee Davidson, f
2010-11 Autumn Whitaker, g
2012-13 Renata Marquez, f

Honorable Mention

1983-84 Caroline Peterson, c
1985-86 Pat Bidwell, f
1986-87 Stephanie Spring, f
Pat Bidwell, f
Suzanne Johnson, g
Angie Dill, c
1987-88 Donna Radford, c
1988-89 Stephanie Spring, f
Angie Dill, c
1990-91 Tiffany Bryant, f
Cathe Crow, f
1993-94 Aukse Steponaviciute, c
1995-96 Aukse Steponaviciute, c
1996-97 Barbara Pyle, g
Cheree Monden, g
Erica Knight, f
1997-98 Erica Knight, g
1998-99 Emily Berry, f
1999-00 Brenda Jacoby, f
Ashley Gray, g
2000-01 Jackie Vinson, f
2002-03 Ashley King, g
2004-05 Meredith Doyle, f
Alex Guiton, g
2005-06 Ashley King, g
2007-08 Jamie Meyer, f
2008-09 Kat Kundmueller, g
Jody Meyer, f
Kelsey Darby-Holson, g
2009-10 Kat Kundmueller, g
2010-11 Kelsey Smith, c
2012-13 Kelsey Smith, f

SOUTHLAND CONFERENCE ALL-ACADEMIC TEAM First Team

2014-15 Sydney Shelstead

Second Team

2013-14 Renata Marquez

SOUTHLAND CONFERENCE Commissioner's Honor Roll

2013-14 Lizzy Dimba
Suzzy Dimba
Jessica Elkins
Katelyn Goodman
Brienne Jolivet
Renata Marquez
Erin Maxwell
Sydney Shelstead
Whitney West

AWARDS

2014-15 Alana Aguirre
Sierra Allen
Lizzy Dimba
Suzzy Dimba
Katelyn Goodman
Alexis Mason
Madison Parker
Sydney Shelstead
Paris Webb
Whitney West

SOUTHLAND CONFERENCE

Player of the Week

12/23/13 Suzzy Dimba
12/2/14 Whitney West
2/23/15 Suzzy Dimba
11/16/15 Sydney Shelstead
12/21/15 Lizzy Dimba
01/11/16 Alexis Mason
01/18/16 Alexis Mason
01/25/16 Alexis Mason

LONE STAR CONFERENCE

ACADEMIC PLAYER OF THE YEAR

2010 Jamie Meyer (S)

ACADEMIC ALL-LSC

First Team

1982-83 Callie Barkley, f
Debra Woodruff, g
1983-84 Claudia Schleyer, f
1984-85 Claudia Schleyer, f
Karen Bryant, g
1985-86 Claudia Schleyer, f
Deonna Moore, g
1986-87 Angie Dill, c
1987-88 Angie Dill, c
Suzanne Johnson, g
Stephanie Spring, f
1988-89 Suzanne Johnson, g
Stephanie Spring, f
1989-90 Suzanne Johnson, g
Cathe Crow, f
1990-91 Cathe Crow, f
1991-92 Cathe Crow, f
Erica Smith, g
1993-94 Jennifer Clarkson, f
Melinda Armstrong, c
Jerri O'Flynn, g
1994-95 Jennifer Clarkson, f
Jerri O'Flynn, g
1995-96 Jennifer Clarkson, f
1996-97 Caroline Omamo, f
1997-98 Caroline Omamo, f
Farrah Frantz, g
Jill Kurschner, c
1998-99 Farrah Frantz, g
Jill Kurschner, f
Amber Tate, g
Jackie Bucher, f
2000-01 Kristi Taylor, g
2001-02 Melanie Carter, c
Brenda Jacoby, g
2002-03 Melanie Carter, c
2003-04 Melanie Carter, f
2004-05 Kierstan Barbee, f
2005-06 Alex Guiton, g
Kierstan Barbee, f
2006-07 Alex Guiton, g

Audrey Maxwell, c
Lacey Blau, f
2007-08 Alex Guiton, g
Audrey Maxwell, c
2008-09 Jamie Meyer, f
Audrey Maxwell-Lively, c
Kat Kundmueller, g
2009-10 Jamie Meyer, f
Jody Meyer, c
Kat Kundmueller, g
2011-12 Hillari Adam, f
Mack Lankford, g
2012-13 Mack Lankford, g

Honorable Mention

1984-85 Patti Conner, g
Deonna Moore, g
1986-87 Pat Bidwell, f
Patti Conner, g
Stephanie Spring, f
1988-89 Angie Dill, c
1990-91 Amy Franklin, c
1991-92 Melinda Armstrong, c
1992-93 Michelle McDaniel, f-c
LaConya Pierre, f
1995-96 Caroline Omamo, f
1996-97 Jennifer Havard, f
1997-98 Farrah Frantz, g
Jill Kurschner, f-c
Caroline Omamo, f
1999-00 Jackie Bucher, f
2000-01 Jodi Hellums, g
Sara McBroom, f
2001-02 Leah Wilson, g
Kristi Taylor, g
Sara McBroom, f
Jenny Jackson, g
2002-03 Jackie Vinson, f
Leah Wilson, f
Sara McBroom, f
Jenny Jackson, g
Meredith Doyle, f
Shara Helmbeck, g
Jodi Hellums, g
2003-04 Jackie Vinson, f
Leah Wilson, f
Ashley King, g
Jenny Jackson, g
Meredith Doyle, f
Lynsie Blau, c
Kierstan Barbee, g
2004-05 Meredith Doyle, f
Ashley King, g
Stephanie Riles, f
2005-06 Jamie Lord, c
Ashley King, g
2006-07 Ashlee Barr, f
2007-08 Jamie Meyer, f
Ashlee Barr, f
Kat Kundmueller, g
Jody Meyer, f
2008-09 Joanna Harner, g
CiCi Davis, g
Jody Meyer, f
2010-11 Hillari Adam, f
Danielle Hartley, g
Tamenia Jourdan, g
Mack Lankford, g
Shelby Shipley, g
Savannah Smith, g

2011-12 Savannah Smith, g
2012-13 Paige Parliament, f
Renata Marquez, f
Savannah Smith, g

ACADEMIC ALL-AMERICA First Team

1985-86 Claudia Schleyer, f
1988-89 Suzanne Johnson, g
1995-96 Jennifer Clarkson, f

Second Team

1999-00 Jackie Bucher, c

ACADEMIC ALL-DISTRICT

First Team

2014-15 Sydney Shelstead, f

AIAW ALL-AMERICA

First Team

1980-81 Bonnie Buchanan, f

TAIAW ALL-STATE

First Team

1978-79 Kathy Marshall, g

Second Team

1978-79 Linda Jordan, g

NCAA REGION TOURNAMENT

ALL-TOURNAMENT

Most Valuable Player

1996 Caroline Omamo, f

All-Tournament

1996 Jennifer Clarkson, f
Auke Steponaviciute, c
1997 Caroline Omamo, f

LSC ALL-TOURNAMENT

Most Valuable Player

1983 Claudia Schleyer, f
1985 Claudia Schleyer, f
1986 Claudia Schleyer, f
1993 Jennifer Clarkson, f
1995 Jennifer Clarkson, f
1996 Caroline Omamo, f
1998 Caroline Omamo, f
1999 Jackie Bucher, c

All-Tournament

1983 Debra Woodruff
Regina Swaim
1984 Claudia Schleyer
1985 Deonna Moore
Patti Conner
1986 Deonna Moore
Angie Dill
1988 Donna Radford
Anita Vigil
1989 Stephanie Spring
Anita Vigil
1992 Anita Vigil
1993 Sandie Kylo
1994 Jennifer Clarkson
Sandie Kylo
1995 Shalonda Bowden
1996 Shalonda Bowden
Jennifer Clarkson
Aukse Steponaviciute

1997 Caroline Omamo
Erica Knight
1998 Caroline Omamo
Jill Kurschner
Emily Berry
1999 Jackie Bucher
Amber Tate
2004 Melanie Carter
2005 Stephanie Riles
2008 Audrey Maxwell
2010 Jamie Meyer

ACU YEAR-BY-YEAR MVP

1973-74 Phyllis Best
1974-75 Teresa Rubart
1975-76 Teresa Rubart
1976-77 Teresa Rubart
1977-78 Deedy Johnson
1978-79 Kathy Hooper Marshall
1979-80 Linda Jordan
1980-81 Bonnie Buchanan
Janice Mulford
1981-82 Callie Barkley
1982-83 Claudia Schleyer
1983-84 Claudia Schleyer
1984-85 Claudia Schleyer
1985-86 Claudia Schleyer
1986-87 Stephanie Spring
1987-88 Anita Vigil
Donna Radford
1988-89 Anita Vigil
1989-90 Suzanne Johnson
1990-91 Anita Vigil
1991-92 Anita Vigil
1992-93 Jennifer Clarkson
1993-94 Jennifer Clarkson
1994-95 Jennifer Clarkson
1995-96 Jennifer Clarkson
1996-97 Barbara Pyle
1997-98 Caroline Omamo
1998-99 Jackie Bucher
1999-00 Jackie Bucher
2000-01 Melanie Carter
2001-02 Melanie Carter
2002-03 Melanie Carter
2003-04 Melanie Carter
2004-05 Stephanie Riles
2005-06 Alex Guiton
2006-07 Alex Guiton
2007-08 Audrey Maxwell
Alex Guiton
2009-10 Jamie Meyer
2010-11 Mack Lankford
2011-12 Mack Lankford
2012-13 Renata Marquez
2013-14 Renata Marquez
2014-15 Suzzy Dimba

RECORDS

Top-10 Career Scorers

Player	G	Seasons	Points
1. Claudia Schleyer	114	1982-86	2,770
2. Jennifer Clarkson	118	1992-96	2,463
3. Melanie Carter	81	2000-04	1,962
4. Anita Vigil	105	1987-89, 1990-92	1,795
5. Teresa Rubart	94	1973-77	1,695
6. Deedy Johnson	132	1977-81	1,593
7. Suzanne Johnson	121	1986-90	1,502
8. Linda Jordan	133	1977-81	1,497
9. Alex Guiton	114	2004-08	1,485
10. Caroline Omamo	114	1994-98	1,461

Top-10 Season Scorers

Player	G	Season	Points
1. Bonnie Buchanan	37	1980-81	842
2. Janice Mulford	38	1980-81	802
3. Jennifer Clarkson	33	1995-96	774
4. Claudia Schleyer	28	1985-86	770
5. Claudia Schleyer	31	1984-85	731
6. Jennifer Clarkson	28	1994-95	694
7. Jennifer Clarkson	30	1993-94	659
8. Claudia Schleyer	26	1983-84	653
9. Kathy Hooper Marhsall	35	1978-79	631
10. Claudia Schleyer	29	1982-83	616

ACU Year-by-Year Scoring Leaders

Year	Name	G	FG	FT	TP	Avg.
1971-72	Sandra Prince	13	84	59	227	17.5
1972-73	Ann Mackey	18	52	48	152	8.4
1973-74	Teresa Rubart	19	68	47	189	9.9
1974-75	Teresa Rubart	28	182	118	489	17.5
1975-76	Teresa Rubart	23	205	100	513	22.3
1976-77	Teresa Rubart	24	202	100	504	21.0
1977-78	Kathy Hooper	17	207	51	292	17.5
1978-79	Kathy Hooper	35	273	85	631	18.0
1979-80	Bonnie Buchanan	15	–	–	378	25.2
1980-81	Bonnie Buchanan	37	366	110	842	22.8
1981-82	Michele Cooper	22	116	29	261	11.9
1982-83	Claudia Schleyer	29	237	142	616	21.2
1983-84	Claudia Schleyer	26	250	153	653	25.1
1984-85	Claudia Schleyer	31	294	143	731	23.6
1985-86	Claudia Schleyer	28	293	184	770	27.5
1986-87	Stephanie Spring	29	138	89	365	12.6
1987-88	Anita Vigil	28	148	53	382	13.6
1988-89	Anita Vigil	31	219	115	601	19.4
1989-90	Suzanne Johnson	29	185	102	523	18.0
1990-91	Anita Vigil	26	188	104	537	20.7
1991-92	Anita Vigil	20	78	82	275	13.8
1992-93	Jennifer Clarkson	27	119	98	336	12.4
1993-94	Jennifer Clarkson	30	233	189	659	22.0
1994-95	Jennifer Clarkson	28	255	182	694	24.8
1995-96	Jennifer Clarkson	33	254	263	774	23.5
1996-97	Caroline Omamo	30	188	65	441	14.7
1997-98	Caroline Omamo	29	167	58	400	12.9
1998-99	Jackie Bucher	31	235	135	605	19.5
1999-00	Jackie Bucher	27	229	118	577	21.4
2000-01	Melanie Carter	28	206	136	548	19.6
2001-02	Melanie Carter	24	165	160	491	20.5
2002-03	Melanie Carter	29	173	123	470	16.2
2003-04	Melanie Carter	29	172	106	453	15.6
2004-05	Stephanie Riles	30	160	114	435	15.0
2005-06	Alex Guiton	27	104	123	386	14.3
2006-07	Alex Guiton	29	117	141	439	15.1
2007-08	Audrey Maxwell	28	170	308	477	17.0
2008-09	Audrey Maxwell-Lively	29	144	154	442	15.2
2009-10	Jamie Meyer	28	224	121	589	21.0
2010-11	Mack Lankford	27	170	99	490	18.1
2011-12	Mack Lankford	21	140	230	451	21.5
2012-13	Mack Lankford	27	122	85	382	14.1

Year	Name	G	FG	FT	TP	Avg.
2013-14	Renata Marquez	30	163	51	443	14.8
2014-15	Sydney Shelstead	29	123	118	369	12.7

Top-10 Career Rebounders

Player	G	Seasons	Rebounds
1. Teresa Rubart	94	1973-77	1,194
2. Jennifer Clarkson	118	1992-96	1,144
3. Claudia Schleyer	114	1982-86	1,086
4. Angie Dill	121	1985-89	1,057
5. Audrey Maxwell-Lively	110	2005-08	952
6. Melanie Carter	81	2000-04	949
7. Caroline Omamo	114	1994-98	924
8. Aukse Steponaviciute	123	1993-97	894
9. Jody Meyer	115	2006-10	822
10. Cathe Crow	112	1988-92	806

Top-10 Season Rebounders

Player	G	Season	Rebounds
1. Janice Mulford	38	1980-81	455
2. Teresa Rubart	28	1974-75	436
3. Bonnie Buchanan	37	1980-81	399
4. Caroline Omamo	33	1995-96	337
5. Jennifer Clarkson	33	1995-96	327
6. Lynsie Blau	29	2003-04	323
7. Jennifer Clarkson	28	1994-95	309
Teresa Rubart	23	1975-76	309
9. Jody Meyer	28	2009-10	303
10. Angie Dill	29	1986-87	302

ACU Year-by-Year Rebounding Leaders

Year	Name	G	Rebounds	Avg.
1971-72	Sandra Prine	13	129	9.9
1972-73	Ann Mackey	18	97	8.4
1973-74	Teresa Rubart	19	189	9.9
1974-75	Teresa Rubart	28	436	15.6
1975-76	Teresa Rubart	23	309	13.4
1976-77	Teresa Rubart	24	274	11.4
1977-78	Coilla Compton	17	135	14.1
1978-79	Kathy Hooper Marshall	35	186	5.3
1979-80	– Stats Not Available –			
1980-81	Janice Mulford	38	455	12.0
1981-82	Caroline Peterson	22	146	6.6
1982-83	Claudia Schleyer	29	259	8.9
1983-84	Claudia Schleyer	26	248	9.5
1984-85	Claudia Schleyer	31	291	9.4
1985-86	Claudia Schleyer	28	288	10.3
1986-87	Angie Dill	29	302	10.4
1987-88	Angie Dill	33	244	7.4
1988-89	Angie Dill	31	281	9.1
1989-90	Cathe Crow	29	274	9.4
1990-91	Cathe Crow	26	208	8.0
1991-92	Cathe Crow	29	239	8.2
1992-93	Jennifer Clarkson	27	200	7.4
1993-94	Jennifer Clarkson	30	288	9.6
1994-95	Jennifer Clarkson	28	309	11.0
1995-96	Caroline Omamo	33	327	10.2
1996-97	Caroline Omamo	30	232	7.7
1997-98	Caroline Omamo	29	271	9.3
1998-99	Jackie Bucher	31	293	9.5
1999-00	Jackie Bucher	27	259	9.6
2000-01	Melanie Carter	28	266	9.5
2001-02	Melanie Carter	24	237	9.9
2002-03	Lynsie Blau	29	225	7.8
2003-04	Lynsie Blau	29	323	11.1
2004-05	Stephanie Riles	29	213	7.3
2005-06	Jamie Boles-Lord	25	172	6.9
2006-07	Audrey Maxwell	29	294	10.1
2007-08	Audrey Maxwell	28	266	9.5

RECORDS

Year	Name	G	Rebounds	Avg.
2008-09	Audrey Maxwell-Lively	29	299	10.3
2009-10	Jody Meyer	28	303	10.8
2010-11	Kelsey Smith	27	232	8.6
2011-12	Kelsey Smith	25	200	8.0
2012-13	Kelsey Smith	28	198	7.1
2013-14	Suzzy Dimba	30	272	9.1
2014-15	Sydney Shelstead	29	253	8.7

Team Season Records

Points	3,131, 1980-81 (31-7)
Scoring Average	89.4, 1995-96 (31-2)
FG Made	1,284, 1980-81
FG Attempts	2,827, 1980-81
FG Percent	.496 (1090-2196), 1995-96
3-pt FG Made	291, 2013-14
3-pt FG Attempts	873, 2013-14
3-pt FG Percent	.401, 1988-89 (95 of 237), 1990-91 (77 of 192)
FT Made	656, 1995-96
FT Attempts	901, 1995-96
FT Percentage	.759 (397 of 523), 2009-10
Rebounds	2,014, 1980-81
Rebound Average	53.0, 1980-81
Assists	635, 1995-96
Assist Average	20.0, 1993-94
Steals	1,047, 1977-78
Steal Average	30.8, 1977-78
Wins	31, 1980-81 (31-7) and 1995-96 (31-2)
Losses	18, 2000-01
Winning Percentage	.939 (31-2), 1995-96

Team Game Records

Most Points	147 vs. Texas Woman's, 05 Jan 2009
Combined Points (two teams)	290, TWU at ACU, 05 Jan 2009 ACU won 147-143, in 4 OT
FG Made	59 vs. Texas Woman's, 05 Jan 2009
FG Attempts	112 vs. Texas Woman's, 05 Jan 2009
Most 3-pt FG Made	18 vs. Arlington Baptist, 18 Feb 2014
3-pt FG Attempts	50 vs. Arlington Baptist, 18 Feb 2014
Best 3-pt FG Percentage	.727 vs. Oklahoma Christian (8 of 11), 29 Dec 1987
FT Made	36 vs. Eastern New Mexico, 21 Jan 2006
FT Attempts	46 vs. West Texas A&M, 13 Dec 2011
Most Rebounds	74 vs. Southern Colorado, 26 Nov 1993
Most Assists	40 vs. Texas Woman's 05 Jan 2009
Most Steals	67 vs. McMurry, 1977-78
Most Blocks	12 at East Central, 5 Jan 2002

Individual Career Records

Points	2,770, Claudia Schleyer, 1982-86
Scoring Average	24.3, Claudia Schleyer, 1982-86
Rebounds	1,194, Teresa Rubart, 1973-77
Rebound Average	12.7, Teresa Rubart, 1973-77
Assists	584, Kat Kundmueller, 2006-10
Assist Average	5.1, Kat Kundmueller, 2006-10
Blocked Shots	392, Aukse Steponaviciute, 1993-97
Games	133, Linda Jordan, 1977-81
FG Made	1,074, Claudia Schleyer, 1982-86
FT Made	732, Jennifer Clarkson, 1992-96
FG Percentage (Four seasons)	.639, Melanie Carter, 2000-2004 (715-1120)
Three seasons	.651, Jackie Bucher, 1997-2000 (538-826)
3-pt FG Made	239, Ashley King, 2002-06
3-pt FG Attempt	625, Ashley King, 2002-06
3-pt FG Percentage (200 attempts)	.402, Anita Vigil, 1987-89, 90-92 (175-435)

Individual Season Records

Points	842, Bonnie Buchanan, 1980-81
Scoring Average	27.5, Claudia Schleyer, 1985-86
FG Made	366, Bonnie Buchanan, 1980-81
FG Attempts	765, Bonnie Buchanan, 1980-81
FG Percent	.694, Jackie Bucher, 1999-2000
3-pt FG Made	74, Ashley King, 2003-04
3-pt FG Attempts	214, Whitney West, 2013-14
3-pt FG Percent	.438, Ashley King (74 of 169), 2003-04
FT Attempts	347, Jennifer Clarkson, 1995-96
FT Made	263, Jennifer Clarkson, 1995-96
FT Percentage	.897, Kynzie Newman, 2012-2013 (52 of 58)
Rebounds	455, Janice Mulford, 1980-81
Rebound Average	15.6, Teresa Rubart, 1974-75
Blocked Shots	112, Aukse Steponaviciute, 1995-96
Steals	180, Coilla Compton, 1977-78
Steal Average	5.3, Coilla Compton, 1977-78
Assists	213, Kat Kundmueller, 2009-10
Assist Average	7.6, Kat Kundmueller, 2009-10

Individual Game Records

Points	49, Jamie Meyer, vs Texas Woman's, 05 Jan 2009
FG Made	22, Jamie Meyer, vs Texas Woman's, 05 Jan 2009
FG Attempts	30, Jamie Meyer, vs Texas Woman's, 05 Jan 2009
FG Made Without a Miss	14, Melanie Carter vs. St. Edward's, 18 Dec 2001
3-pt FG Made	8, Renata Marquez vs. Arlington Baptist, 18 Feb 2014 8, Alex Guiton vs. Central Oklahoma, 09 Dec 2006 Ashley King vs. East Central, 02 March 2004
3-pt FG Attempts	17, Renata Marquez vs. Arlington Baptist, 18 Feb 2014
3-pt FG Percent (minimum 8 made)	1.000, Ashley King vs. East Central; (8 for 8), 02 March 2004
FT Made	14, Jody Meyer vs. Central Oklahoma, 04 March 2010 Mack Lankford vs. Tarleton State, 14 Jan 2012
FT Attempts	19, Jody Meyer vs. Texas-Permian Basin, 24 Nov 2009
FT Made Without a Miss	14-14, Jamie Meyer vs. Central Oklahoma, 04 March 2010
Rebounds	29, Teresa Rubart, 1974-75
Assists	16, Kat Kundmueller, vs Texas Woman's, 5 Jan 2009
Steals	12, Coilla Compton, 1977-78; Deedy Johnson, 1977-78; Jennifer Clarkson, 01 March 1994
Blocks	6, (4x) Last: Kelsey Smith vs. Incarnate Word, 15 Jan 2013



RENATA MARQUEZ

RECORDS

Year-by-Year Win-Loss Records

Season	Coach	W	L	Pct.
1971-72	Dr. Joyce Curtis	4	9	.308
1972-73	Dr. Joyce Curtis	4	14	.222
1973-74	Dr. Joyce Curtis	10	10	.500
1974-75	Dr. Joyce Curtis	13	15	.464
1975-76	Dr. Joyce Curtis	14	9	.609
1976-77	Burl McCoy	8	17	.320
1977-78	Burl McCoy	20	14	.588
1978-79	Burl McCoy	22	13	.629
1979-80	Burl McCoy	18	9	.667
1980-81	Burl McCoy	31	7	.816
1981-82	Burl McCoy	8	14	.364
1982-83	Burl McCoy	21	8	.724
1983-84	Burl McCoy	20	7	.741
1984-85	Burl McCoy	21	10	.677
1985-86	Burl McCoy	20	8	.714
1986-87	Burl McCoy	18	11	.621
1987-88	Burl McCoy	27	6	.818
1988-89	Burl McCoy	23	8	.742
1989-90	Burl McCoy	16	13	.552
1990-91	Burl McCoy	9	17	.346
1991-92	Burl McCoy	17	12	.586
1992-93	Suzanne Fox	18	9	.667
1993-94	Suzanne Fox	21	9	.700
1994-95	Suzanne Fox	23	7	.767
1995-96	Suzanne Fox	31	2	.939
1996-97	Suzanne Fox	24	6	.800
1997-98	Wayne Williams	26	5	.839
1998-99	Wayne Williams	24	7	.774
1999-00	Wayne Williams	14	13	.519
2000-01	Wayne Williams	10	18	.357
2001-02	Wayne Williams	11	15	.423
2002-03	Wayne Williams	11	12	.478
2002-03	Shawna Lavender	5	1	.833
2003-04	Shawna Lavender	19	10	.655
2004-05	Shawna Lavender	20	10	.667
2005-06	Shawna Lavender	12	15	.444
2006-07	Shawna Lavender	17	12	.586
2007-08	Shawna Lavender	18	11	.621
2008-09	Shawna Lavender	18	11	.621
2009-10	Shawna Lavender	17	11	.607
2010-11	Shawna Lavender	11	16	.407
2011-12	Shawna Lavender	12	14	.462
2012-13	Julie Goodenough	21	7	.750
2013-14	Julie Goodenough	18	12	.600
2014-15	Julie Goodenough	17	12	.586
2015-16	Julie Goodenough	19	3	.863
TOTALS		782	479	.620

Coaches (sorted by winning percentage)

Name	Seasons	Years	W	L	Pct.
Suzanne Fox	5	1992-97	117	33	.780
Julie Goodenough	4	2012-present	75	34	.688
Burl McCoy	16	1976-92	299	174	.632
Shawna Lavender	9	2003-2012	149	111	.573
Wayne Williams	6	1997-2003	96	70	.578
Dr. Joyce Curtis	5	1971-76	45	57	.441
TOTALS	45	1971-2016	782	479	.620

ACU in NCAA Tournaments

1985 • Colorado Springs, Colo.

Quarterfinals – Abilene Christian 82, U.S. Air Force 61

1985 • Warrensburg, Mo.

Semifinals – Central Missouri 76, Abilene Christian 57

1988 • Warrensburg, Mo.

Quarterfinals – Central Missouri 70, Abilene Christian 58

1989 • Warrensburg, Mo.

Quarterfinals – Central Missouri 88, Abilene Christian 73

1994 • Topeka, Kan.

Quarterfinals – Washburn 85, Abilene Christian 57

1995 • Pittsburg, Kan.

Quarterfinals – Abilene Christian 99, Pittsburg State (Kan.) 93

1995 • St. Joseph, Mo.

Semifinals – Missouri Western 79, Abilene Christian 71

1996 • Abilene, Texas

Semifinals – Abilene Christian 81, Nebraska-Kearney 58

Championship – Abilene Christian 66, West Texas A&M 39

1996 • Fargo, N.D.

Quarterfinals – Abilene Christian 81, Northern Michigan 76

Semifinals – Shippensburg 84, Abilene Christian 81

Third Place – Abilene Christian 83, Delta State 65

1997 • St. Joseph, Mo.

Quarterfinals – Abilene Christian 92, Pittsburg State 78

Semifinals – Missouri Western 75, Abilene Christian 71

1998 • Emporia, Kan.

Quarterfinals – Abilene Christian 92, Southwest Baptist 82

Semifinals – Abilene Christian 86, Missouri Western 83

Championship – Emporia State 95, Abilene Christian 64

1999 • Emporia, Kan.

Quarterfinals – Truman State 94, Abilene Christian 79

2005 • Springfield, Mo.

Quarterfinals – Drury 112, Abilene Christian 75

2009 • Canyon, Texas

Quarterfinals – West Texas A&M 78, Abilene Christian 53

2013 • Grand Junction, Colo.

Quarterfinals – Texas-Permian Basin 70, Abilene Christian 68

NCAA South Central Region Tournament Summary

Year	Won	Lost	ACU Points	Opp. Points	All-Tournament
1985	1	1	139	137	
1988	0	1	58	70	
1989	0	1	73	88	
1994	0	1	57	85	
1995	1	1	170	172	
1996	2	0	147	97	

C. Omamo, f
(MVP)
J. Clarkson, f

RECORDS

Year	Won	Lost	ACU Points	Opp. Points	All-Tournament
1997	1	1	163	153	A. Steponaviciute, c
1998	2	1	242	260	C. Omamo, f
1999	0	1	79	94	
2005	0	1	75	112	
2009	0	1	53	78	
2013	0	1	68	70	
TOTALS	7	11	1,324	1,416	

NCAA National Tournament Summary

Year	Won	Lost	ACU Points	Opp. Points	All-Tournament
1996	2	1	245	225	
TOTALS	2	1	245	225	

Best Wildcat Games

Name	Opponent	Date	FG	FGA	FT	FTA	TP
Jamie Meyer	TWU	1-05-09	22	30	4	4	49
Janice Mulford	L-Rhyne	3-21-81	22	36	4	8	48
Jamie Meyer	UCO	3-4-10	15	26	14	14	44
Claudia Schleyer	Kingsville	1-20-86	16	20	12	15	44
B. Buchanan	TWC	2-14-80	—	—	—	—	44
Teresa Rubart	McMurry	2-27-76	17	26	9	11	43
Sandie Kylo	ENMU	2-7-94	15	21	10	10	42
Claudia Schleyer	UMHB	1-10-86	16	22	9	13	41
Stephanie Riles	Lincoln	12-13-04	13	18	14	15	40
Audrey Maxwell	UIW	11-27-07	15	23	8	10	39
Alex Guiton	UCO	12-9-06	12	19	7	7	39
J. Clarkson	Pittsburg St.	3-8-95	12	22	15	20	39
J. Clarkson	East Texas	2-20-95	11	17	17	20	39
B. Buchanan	North Texas	1-17-80	—	—	—	—	39
Mack Lankford	Kingsville	2-19-12	11	23	12	15	38
Anita Vigil	SU	11-19-90	13	25	8	8	38
Sandra Prince	Odessa	2-15-72	14	19	10	11	38
Jackie Bucher	TWU	1-22-99	14	22	10	15	38
Melanie Carter	TWU	2-27-03	16	23	5	8	37
Claudia Schleyer	New Mexico	12-03-85	14	25	9	10	37
Claudia Schleyer	SW Texas	2-04-83	12	20	13	17	37
J. Clarkson	UA-Monticello	12-1-95	14	20	8	9	36
Anita Vigil	Cameron	2-04-91	14	24	5	6	36
J. Clarkson	Angelo State	2-26-94	11	14	13	15	36
Kathy Hooper	Angelo State	2-08-79	—	—	—	—	36
Teresa Rubart	Howard	3-15-75	13	19	10	10	36
Jackie Bucher	East Central	2-26-99	11	16	14	15	36
Mack Lankford	SE Okla.	12-20-10	11	20	8	10	35
A. Steponaviciute	ENMU	12-16-96	12	17	11	18	35
S. Johnson	Central	2-12-90	14	23	4	4	35
Anita Vigil	Alaska-Fairbanks	12-31-88	9	17	14	16	35
Claudia Schleyer	UMSL	1-06-86	14	27	7	9	35
Claudia Schleyer	ENMU	2-16-85	13	24	9	10	35
Claudia Schleyer	SHSU	1-16-84	12	17	11	13	35
Claudia Schleyer	SMU	12-02-83	14	21	7	10	35
Claudia Schleyer	TLC	1-08-83	15	20	5	6	35
Claudia Schleyer	SW Texas	12-11-82	15	20	5	8	35
B. Buchanan	HSU	2-12-80	—	—	—	—	35

800-POINT CLUB

Name	Year	G	FG	FT	TP	Avg.
Bonnie Buchanan	1980-81	37	366	110	842	22.8
Janice Mulford	1980-81	38	338	126	802	21.1

700-POINT CLUB

Name	Year	G	FG	FT	TP	Avg.
Jennifer Clarkson	1995-96	33	254	263	774	23.5
Claudia Schleyer	1985-86	28	293	184	770	27.5
Claudia Schleyer	1984-85	31	294	143	731	23.6

600-POINT CLUB

Name	Year	G	FG	FT	TP	Avg.
Jennifer Clarkson	1994-95	28	255	182	694	24.8
Jennifer Clarkson	1993-94	30	233	189	659	22.0
Claudia Schleyer	1983-84	26	250	153	653	25.1
Kathy Hooper Marshall	1978-79	35	273	85	631	18.0
Claudia Schleyer	1982-83	29	237	142	616	21.2
Jackie Bucher	1998-99	31	235	135	605	19.5
Anita Vigil	1988-89	31	219	115	601	19.4

500-POINT CLUB

Name	Year	G	FG	FT	TP	Avg.
Sandie Kylo	1993-94	30	230	117	592	19.7
Jamie Meyer	2009-10	28	224	121	589	21.0
Jackie Bucher	1999-00	27	229	118	577	21.4
Melanie Carter	2000-01	28	206	303	548	19.6
Anita Vigil	1990-91	26	188	104	537	20.7
Deedy Johnson	1978-79	35	202	122	526	15.0
Suzanne Johnson	1989-90	29	185	102	523	18.0
Teresa Rubart	1975-76	23	205	100	513	22.3
Caroline Omamo	1995-96	33	217	75	509	15.4
Linda Jordan	1978-79	35	197	112	506	14.5
Teresa Rubart	1976-77	24	202	100	504	21.0

400-POINT CLUB

Name	Year	G	FG	FT	TP	Avg.
Melanie Carter	2001-02	24	165	160	491	20.5
Mack Lankford	2010-11	27	170	99	490	18.1
Teresa Rubart	1974-75	28	182	118	489	17.5
Audrey Maxwell	2007-08	28	170	136	477	17.0
Melanie Carter	2002-03	29	173	123	470	16.2
Pat Bidwell	1988-89	30	178	75	466	15.3
Kathy Hooper	1977-78	30	207	51	465	15.5
Shalonda Bowden	1994-95	30	162	109	455	15.2
Melanie Carter	2003-04	29	172	106	453	15.6
Mack Lankford	2011-12	21	140	131	451	21.5
Renata Marquez	2013-14	30	163	51	443	14.8
A. Maxwell-Lively	2008-09	29	144	154	442	15.2
Caroline Omamo	1996-97	30	188	65	441	14.7
Alex Guiton	2006-07	29	117	64	439	15.1
Stephanie Riles	2004-05	29	160	114	435	15.0
Deedy Johnson	1977-78	33	164	102	430	13.0
Alex Guiton	2007-08	29	121	144	428	14.8
Coilla Compton	1977-78	34	188	52	428	12.5
Jamie Boles	2004-05	29	159	96	416	13.9
Amber Tate	1998-99	31	302	98	412	13.3
Melissa Gibson	1977-78	34	184	39	407	11.9
Jody Meyer	2009-10	28	139	127	406	14.5
Jamie Meyer	2008-09	29	153	70	405	14.0
Deonna Moore	1985-86	27	163	76	402	14.4
Shalonda Bowden	1997-98	31	130	129	400	12.9

SERIES RECORDS

	ACU	Opp		ACU	Opp		ACU	Opp
Adams State	2	0	Jacksonville	1	0	Sam Houston State	9	6
Air Force	4	0	Kansas State	0	2	Schreiner	3	0
Alaska-Anchorage	0	2	Lamar	1	4	Shaw	1	0
Alaska-Fairbanks	2	0	Lenoir-Rhyne	0	1	Shippensburg, Pa.	0	1
Alaska-Pacific	1	0	Lincoln, Mo.	2	0	South Plains	0	4
Ambassador	1	0	Louisiana College	0	1	Southeastern Louisiana	4	1
Angelo State	53	35	Loyola (La.)	1	0	SE Oklahoma State	6	8
Arkansas-Fort Smith	1	0	Lubbock Christian	3	0	Southern Arkansas	0	1
Arkansas-Monticello	3	0	McMurry	13	5	Southern Colorado	2	1
Arkansas State	2	1	McNeese State	2	1	Southern Indiana	2	0
Arkansas Tech	0	1	Mary Hardin-Baylor	12	1	Southern Methodist	3	2
Arlington Baptist	1	0	Metro State, Colo.	0	1	Southwest Adventist	1	0
Bentley College	0	1	Midwestern State	37	22	Southwest Baptist	3	0
Baylor	0	1	Minnesota-Mankato	0	1	Southwest Christian	1	0
Cal Poly-Pomona	0	3	Mississippi	0	1	Southwest State, Minn.	0	1
Cal State-LA	1	1	Mississippi College	1	0	Southwest Texas	4	2
Cal State-Northridge	1	1	Missouri-Kansas City	1	0	Southwest Oklahoma State	8	4
Cal State-San Bernardino	0	1	Missouri-Rolla	3	1	Southwest (N.M.)	1	0
Cal State-Sonoma	1	0	Missouri-St. Louis	1	0	Southwestern	12	1
Cameron	20	9	Missouri Southern	2	1	Springfield College	1	0
Central Arkansas	1	2	Missouri Valley	1	0	Stephen F. Austin	1	5
Central Missouri	0	4	Missouri Western	3	9	Sul Ross State	1	0
Central Oklahoma	29	11	Montana State-Billings	0	2	Tampa	0	1
Cisco	2	0	Nebraska-Kearney	2	1	Tarleton State	34	25
Colorado Christian	1	0	Nebraska-Omaha	0	1	Temple	0	1
Colorado State-Pueblo	1	0	New Mexico	1	0	Texas	1	0
Dallas Baptist	1	0	New Mexico State	0	1	Texas A&M	3	2
Delta State	1	1	New Orleans	1	1	Texas A&M-Commerce	53	11
Denver	1	0	Nicholls	2	1	Texas A&M-Corpus Christi	1	2
Drury	0	2	North Dakota State	0	1	Texas A&M-International	3	0
East Central Oklahoma	12	2	North Florida	1	0	Texas A&M-Kingsville	51	16
Eastern Michigan	1	0	North Texas	3	5	Texas-Arlington	6	8
Eastern New Mexico	52	13	Northwood	1	0	Texas Christian	8	3
Eastern Washington	2	0	Northeast Missouri	1	0	Texas-El Paso	0	2
Eastfield	1	0	Northeastern St. (Okla.)	7	8	Texas Lutheran	10	0
East Texas Baptist	1	0	Northern Colorado	0	1	Texas-Permian Basin	6	4
Eckerd, Fla.	1	0	Northern Michigan	1	0	Texas-San Antonio	1	2
Emporia State	2	3	Northwest Missouri	0	2	Texas Southern	0	2
Florida Atlantic	0	1	Northwestern State	1	2	Texas Tech	7	19
Florida Southern	0	1	Odessa	1	0	Texas Wesleyan	11	5
Fort Hays State	1	0	Oklahoma	0	1	Texas Woman's	41	13
Fort Lewis	0	1	Oklahoma Christian	2	2	Truman State	0	1
Friends, Kansas	1	0	Oklahoma City	0	1	Tulsa	0	1
George Mason	1	0	Okla. Science-Arts	1	0	Tyler	1	0
Grand Canyon	1	1	Oral Roberts	1	0	UC-Riverside	2	1
Grand Valley State	1	0	Ouachita Baptist	1	1	Washburn	1	3
Grand View, Mo.	1	0	Pan American	3	2	Wayland Baptist	5	12
Hardin-Simmons	19	7	Panhandle State	2	0	Weatherford	2	8
Harding	3	1	Phillips	0	1	West Texas A&M	20	44
Harris-Stowe State	1	0	Pittsburg State	4	3	Western Colorado	1	0
Hawaii	1	1	Point Loma	1	0	Western Montana	0	1
Hawaii Pacific	1	0	Portland State	1	0	Western Texas	3	4
Henderson State	2	0	Quincy, Ill.	1	0			
Hillsdale	1	0	Ranger	3	7			
Houston Baptist	4	0	Regis	0	1			
Howard	7	6	Rice	0	2			
Howard Payne	23	4	St. Cloud State, Minn.	1	0			
Huston Tillotson	2	0	St. Edward's	13	10			
Idaho	1	0	St. Leo, Fla.	3	0			
Idaho State	1	0	St. Martin's	0	1			
Incarnate Word	17	8	St. Mary's	9	6			

Bold italic indicates current DI School

YEAR-BY-YEAR RESULTS

1971-72 (4-9)

31	Ranger	38
38	Ranger JV	40
34	Hardin-Simmons	45
20	West Texas State	46
32	Weatherford	45
43	Howard County	37
87	Odessa College	12
34	Texas Tech	40
46	Howard County (ot)	44
45	Tarleton	74
38	Texas Tech	36
37	Wayland Baptist	43
36	West Texas State	50

1972-73 (4-14)

40	Ranger JV	45
31	Texas Tech	37
34	S.F. Austin	49
42	Texas Tech	38
34	Baylor	61
32	Howard County	45
37	Weatherford	43
14	Tarleton	43
25	Ranger JV	48
38	Weatherford	49
38	Howard County	48
37	Texas-Arlington	19
45	Pan American	53
47	Hardin-Simmons	42
23	Texas Tech	53
36	West Texas State	33
38	Tarleton	64
29	Texas Tech	37

1973-74 (10-10)

38	Ranger JV	49
56	Texas Wesleyan	38
42	McMurry	4
42	Midwestern	35
45	Tarleton	56
43	Tarleton	48
39	Weatherford	43
44	Texas Tech	45
41	Howard College	44
43	Ranger JV	35
49	Hardin-Simmons	45
41	Texas Wesleyan	29
36	Tarleton	37
48	Weatherford	42
41	Howard College	38
45	Texas Tech (ot)	49
48	Hardin-Simmons	35
32	Texas Tech	37
44	Howard College	40
34	Hardin-Simmons	38

1974-75 (13-15)

37	Western Texas	65
27	Ranger	69
48	McMurry	39
51	Hardin-Simmons	37
43	Western Texas	66
46	West Texas State	48
54	Howard College	41
55	Texas Tech	46
77	Eastfield	42
41	Weatherford	63
35	Texas Wesleyan	40
64	Tarleton State	68
57	McMurry	48
43	North Texas	48
68	Southern Methodist	36
40	Texas Woman's	41
33	Weatherford	59
62	Howard College	45
43	Ranger	64
48	Tarleton State	76
82	Hardin-Simmons	51
36	McMurry	38

49	Hardin-Simmons	40
63	Texas Tech	36
74	Howard College	51
62	West Texas State	70
52	Texas A&I	50
37	S.F. Austin	75

1975-76 (14-9)

46	South Plains	62
56	McMurry	59
55	Angelo State	44
33	South Plains	58
76	Howard Payne	46
75	Tarleton State	70
63	Texas Tech	45
74	North Texas	65
54	Weatherford	65
65	McMurry	50
48	Western Texas	74
56	Texas Tech	57
70	Angelo State	62
44	Hardin-Simmons	35
68	Tarleton	65
78	Howard Payne	50
68	Hardin-Simmons	65
69	Angelo State	61
69	Texas Tech	77
79	McMurry	65
65	West Texas State	73
67	Texas-Austin	31
74	Texas-Arlington	84

1976-77 (8-17)

51	McMurry	53
58	Howard College	61
50	Wayland JV	59
53	Howard College	65
38	Texas Tech	48
64	Angelo State	76
55	South Plains	72
67	Hardin-Simmons	75
55	Texas Christian	51
42	Angelo State	54
60	McMurry	48
51	Texas Tech	68
83	Ranger	52
50	West Texas State	61
58	Weatherford	53
65	Hardin-Simmons	59
57	Tarleton State	86
67	Hardin-Simmons	72
57	Texas-Arlington	58
64	McMurry	51
101	West Texas State	76
50	South Plains	80
77	Hardin-Simmons	79
68	Hardin-Simmons	73
83	McMurry	73

1977-78 (20-14)

70	Western Texas	68
76	Texas Christian	61
78	Western Texas	60
67	Texas Tech	88
74	Howard Payne	40
69	Texas-Arlington	71
74	Texas Tech	82
95	Angelo State	58
88	Hardin-Simmons	76
59	Wayland Baptist	69
60	Texas-Arlington	67
76	Tarleton	71
90	Angelo State	77
80	Mary Hardin-Baylor	74
61	Weatherford	66
80	Ranger	46
82	Hardin-Simmons	62
76	Hardin-Simmons	60
86	Midwestern	59
71	Howard College	85

52	Howard Payne	48
99	McMurry	65
92	Texas Christian	61
87	Tarleton	92
69	Wayland Baptist	74
104	McMurry	53
64	Texas Tech	92
81	Hardin-Simmons	72
80	S.F. Austin	113
79	Texas Southern	86
70	Southern Arkansas	83
98	Okla. Sci-Arts	74
87	Southern Arkansas	71
76	Phillips	102

1978-79 (22-13)

72	West Texas State	58
74	Angelo State	64
85	Texas Tech	67
98	Cisco	58
69	Texas-Arlington	75
94	Howard Payne	35
100	Cisco	62
79	Texas Lutheran	49
81	Central Oklahoma	57
56	Texas Southern	66
80	Texas A&I	46
90	Tarleton	81
72	Texas Woman's	88
96	McMurry	68
94	Hardin-Simmons	57
63	West Texas State	75
80	Tarleton	76
92	McMurry	44
86	Texas Woman's	99
84	Wayland Baptist	72
77	Texas Wesleyan	90
79	Howard Payne	55
81	Angelo State	83
92	West Texas State	67
90	Hardin-Simmons	59
84	Angelo State	88
61	Howard Payne	63
75	Texas A&I	69
72	McMurry (ot)	75
82	St. Mary's	64
80	St. Mary's	56
77	Angelo State	62
62	Texas Wesleyan	72
69	SE Louisiana	104
76	Arkansas State	81

1979-80 (18-9)

85	McMurry	62
84	Lubbock Christian	45
44	Wayland Baptist	77
78	Mary Hardin-Baylor	43
69	Southern Methodist	67
85	Texas Christian	75
59	Angelo State	61
57	Rice	59
70	Texas-El Paso	93
83	Mary Hardin-Baylor	63
71	McMurry	54
78	Hardin-Simmons	81
77	Texas A&I	46
103	Tarleton	69
88	North Texas	81
77	Angelo State	79
73	Texas-Arlington	80
100	Lubbock Christian	39
92	Howard Payne	59
95	Tarleton	88
61	Texas Tech	76
88	Hardin-Simmons	81
83	Texas Wesleyan	78
68	Howard Payne	52
87	Hardin-Simmons	77
92	Texas Wesleyan	74
77	Tarleton	81

1980-81 (31-7)

Texas AIAW State Tournament

93	Tarleton State	45
82	Angelo State	78
91	Texas-Arlington	56
75	West Texas State	65
77	North Texas	81
108	Texas A&M	86
94	Southwestern	56
68	Oklahoma City	81
75	SE Oklahoma	73
89	Midwestern	88
96	Texas Lutheran	41
80	Midwestern	84
109	Texas Wesleyan	78
95	Southwestern	64
85	Angelo State	57
65	Henderson	64
66	Tyler	64
81	Sam Houston State	40
64	Texas-Arlington	66
98	Southern Methodist	59
79	Howard Payne	58
89	Texas Christian	73
71	Hawaii	75
80	Hawaii	60
73	Howard Payne	48
74	West Texas State	58
93	Midwestern	85
63	Texas A&M	61
83	Hardin-Simmons	66
88	Texas Christian	82
102	Midwestern	74
69	Tarleton	64
89	Tarleton	65
84	Arkansas State	57
67	Ark-Monticello	60
69	Louisiana College	73
92	Springfield	75
75	Lenoir-Rhyne	88

1981-82 (8-14)

89	Texas Christian	59
63	Angelo State	57
51	Sam Houston State	63
58	Texas Wesleyan	77
54	Texas Christian	58
56	Howard Payne	59
73	West Texas State	74
54	Midwestern State	73
53	Southern Methodist	83
62	Sam Houston State	65
78	Texas Lutheran	70
65	Midwestern State	59
57	West Texas State	58
80	Southwestern	70
52	West Texas State	66
79	Southwest Texas	70
69	Angelo State	74
56	Rice	67
85	Howard Payne	43
65	Texas Christian	71
65	East Texas State	58
62	Sam Houston State	75

1982-83 (21-8)

Lone Star Conference Champion LSC Tournament Champion

64	Texas Tech	78
59	Angelo State	76
60	Howard Payne	75
91	Texas Woman's	57
67	St. Mary's	59
56	Howard Payne	61
69	Texas Christian	65
67	Sam Houston State	64
75	East Texas State	58
69	Southwest Texas	66
70	West Texas State	78
96	Texas Lutheran	72

YEAR-BY-YEAR RESULTS

48	Texas Tech	25
61	Southwestern	57
82	Southwest Texas	80
73	Texas A&I	56
71	Midwestern State	73
76	Howard Payne	64
78	Sam Houston State	60
71	Southwest Texas	56
72	Angelo State	68
61	Angelo State	52
79	Midwestern State	68
44	Sam Houston State	50
74	West Texas State	60
70	Southwestern	55
70	Texas Woman's	37

LSC TOURNAMENT

80	Sam Houston St. (sf)	57
55	Texas A&I (f)	53

1983-84 (20-7)

Lone Star Conference Co-Champion

91	Texas Lutheran	40
83	Southwestern	60
94	Western Colorado	48
58	U.S. Air Force	51
59	Southern Methodist	82
90	Midwestern State	83
64	Wayland Baptist	66
47	Central Oklahoma	59
58	Washburn	51
74	Eastern New Mexico	55
79	Texas-Arlington	75
84	Sam Houston State	65
58	Texas A&I	64
63	Southwest Texas	74
93	Angelo State	71
63	Howard Payne	61
85	East Texas State	63
75	Angelo State	58
72	East Texas State	62
70	Howard Payne	64
70	Sul Ross State	60
61	Sam Houston State	47
71	Texas-Arlington	55
66	Southwest Texas	68
72	Texas A&I	64

LSC TOURNAMENT

82	East Texas State (sf)	73
51	Sam Houston State (f)	57

1984-85 (21-10)

Lone Star Conference Champion LSC Tournament Champion

75	Southwestern	67
64	Texas A&M	74
80	Midwestern State	67
70	Oklahoma	89
62	Wayland Baptist	63
58	Texas-Arlington	77
67	North Texas	66
73	Texas A&M	52
80	Mary Hardin-Baylor	56
68	Central Missouri	83
72	Oklahoma Christian	78
75	Point Loma	40
55	Temple	60
37	Mississippi	81
86	Hawaii Pacific	44
75	Texas Lutheran	68
72	Midwestern State	58
72	Howard Payne (ot)	68
56	Texas A&I	57
76	Mary Hardin-Baylor	65
84	East Texas State	53
67	Texas A&I	60
79	Howard Payne	57
68	Angelo State	66

77	Eastern New Mexico	63
65	Eastern New Mexico	62
66	Angelo State	64
87	East Texas State	55

LSC TOURNAMENT

70	Howard Payne (f)	50
----	------------------	----

NCAA TOURNAMENT

82	U.S. Air Force (qf)	61
57	Central Missouri (sf)	76

1985-86 (20-8)

Lone Star Conference Champion LSC Tournament Champion

W	Pan American	74	63
L	Texas A&M	47	66
W	Mary Hardin-Baylor	112	98
W	East Texas State	93	63
W	New Mexico	76	74
L	Wayland Baptist	89	95
L	North Texas	67	70
L	Midwestern State	65	72
L	Emporia State	68	78
W	Friends	89	68
W	Missouri-Rolla	93	71
W	Missouri-St. Louis	94	77
W	Mary Hardin-Baylor	96	65
W	Oklahoma Christian	75	66
L	Midwestern State	58	62
W	Howard Payne	62	54
W	Texas A&I	79	66
W	East Texas State	79	61
W	Texas A&I	97	73
W	Pan American	84	58
W	Howard Payne	76	69
W	Angelo State	91	69
W	Eastern New Mexico	91	77
L	Eastern New Mexico	63	64
L	Angelo State	79	80
W	East Texas State	72	59

LSC TOURNAMENT

W	Eastern New Mexico (sf)	76	60
W	Angelo State (f)	102	56

1986-87 (18-11)

74	Northwest Missouri	90
92	Grand View	83
77	Nebraska-Omaha	93
86	U.S. Air Force	69
84	Southwestern	59
62	Midwestern State	61
79	Mary Hardin-Baylor	89
55	Wayland Baptist	87
55	Midwestern State	62
49	Pan American	50
60	Pan American	50
56	North Texas	73
84	Mary Hardin-Baylor	72
76	Southwestern	62
88	Texas A&I	47
68	Angelo State	64
79	Howard Payne	74
59	West Texas State (ot)	65
79	Eastern New Mexico	55
77	East Texas State	66
61	Eastern New Mexico	48
58	West Texas State	75
98	Howard Payne	68
91	Texas-Arlington	74
75	Angelo State (ot)	82
83	East Texas State	75
70	Texas A&I	67

LSC TOURNAMENT

75	Angelo State (sf)	61
60	West Texas State (f)	98

1987-88 (27-6)

W	Alaska Pacific	86-54
L	Alaska-Anchorage	67-77
L	Alaska-Anchorage	74-80
W	Alaska-Fairbanks	83-77
W	Texas Woman's	85-56
W	Emporia State	74-64
W	Midwestern State	77-64
W	Mary Hardin-Baylor	118-62
W	East Texas Baptist	76-66
W	Dallas Baptist	78-66
W	Midwestern State	75-74
W	Oklahoma Christian	89-85
W	Missouri-Rolla	93-74
W	Mary Hardin-Baylor	100-52
W	St. Mary's	104-62
W	Angelo State	70-67
W	Eastern New Mexico	78-64
L	West Texas State	55-68
W	Texas Woman's	93-58
W	Central Oklahoma	82-49
W	Cameron	66-63
W	East Texas State	72-57
W	Texas A&I	74-64
W	Central Oklahoma	85-75
W	Cameron	75-67
W	Texas A&I	98-75
W	East Texas State	92-77
L	West Texas State	61-84
W	Eastern New Mexico	74-58
W	Angelo State	70-65

LSC TOURNAMENT

W	Angelo State (sf)	68-65
L	West Texas State (f)	53-82

NCAA TOURNAMENT

L	Central Missouri (qf)	58-70
---	-----------------------	-------

1988-89 (23-8)

W	Midwestern State	88	56
L	Cal Poly-Pomona	70	82
W	UC Riverside	102	85
L	Cal State Northridge	71	80
W	St. Edwards	85	69
W	Texas Lutheran	80	69
W	St. Edwards	69	61
W	Midwestern State	92	63
W	Alaska-Fairbanks	109	90
W	Cal State Northridge	85	69
L	Washburn	75	82
W	Eastern New Mexico	95	56
L	West Texas State	70	71
W	Texas Woman's	71	54
W	Cameron	76	55
W	Central Oklahoma	84	58
W	Texas A&I	77	63
L	Angelo State	69	79
W	East Texas State	87	78
W	Texas A&I	86	57
W	Angelo State	102	87
W	Texas Woman's	73	60
W	Cameron	86	56
W	Central Oklahoma	80	73
W	Eastern New Mexico	82	62
L	West Texas State	66	69
W	East Texas State	88	80

LSC TOURNAMENT

W	Texas A&I (qf)	108	87
W	Angelo State (sf)	92	79
L	West Texas State (f)	68	72

NCAA TOURNAMENT

L	Central Missouri (qf)	73	88
---	-----------------------	----	----

1989-90 (16-13)

64	St. Edwards	74
85	Huston-Tillotson	70
68	Oklahoma Christian	74
53	Tarleton State	59
86	Southwestern	57
60	St. Edwards	72
104	Huston-Tillotson	63
85	St. Mary's	74
70	Tampa, Fla.	74
76	St. Leo	56
74	Eckerd	72
83	Angelo State	88
84	Cameron	68
79	Central Oklahoma	58
62	Texas A&I	76
71	East Texas	61
60	Texas Woman's	58
90	Eastern New Mexico	68
57	West Texas	64
66	Eastern New Mexico	72
68	West Texas	92
49	Cameron	64
84	Central Oklahoma	78
72	Texas Woman's	62
85	Texas A&I	75
79	East Texas	62
57	Angelo State	59

LSC TOURNAMENT

88	Central Oklahoma (sf)	69
49	West Texas (f)	85

1990-91 (9-17)

90	Southwestern	92
81	St. Cloud	50
102	Midwestern State	79
59	St. Edwards	71
66	Wayland Baptist	72
88	Southwestern	61
63	Wayland Baptist	73
83	University of Denver	78
73	Northern Colorado	80
75	Southern Colorado	82
56	Texas Woman's	57
91	Texas A&I	82
75	East Texas State	76
79	Angelo State	84
65	Cameron	87
66	Central Oklahoma	58
54	Texas Woman's	61
56	East Texas State	59
75	Texas A&I	76
71	Central Oklahoma	51
91	Cameron	65
65	Eastern New Mexico	87
68	West Texas State	82
86	Eastern New Mexico	71
56	West Texas State	92
62	Angelo State	74

1991-92 (17-12)

Lone Star Conference Champion

86	St. Edwards	92
81	Texas Wesleyan	71
69	Missouri Western	48
56	Missouri-Rolla	54
78	Midwestern State	101
50	St. Edwards	72
53	Wayland Baptist	68
96	Mary Hardin-Baylor	55
70	Cal State Los Angeles	73
72	UC Riverside	83
71	Cal Poly-Pomona	75
81	Mary Hardin-Baylor	51
*81	Angelo State	78
96	Texas A&I	78
*71	East Texas State	66
*95	Cameron	82
*77	Central Oklahoma	71

YEAR-BY-YEAR RESULTS

78	Midwestern State	89		NCAA TOURNAMENT		W	West Texas A&M (f)	66-39	NCAA REGIONAL			
*80	Texas Woman's	48	L	Washburn, Kan. (qf)	57 85				W	SW Baptist (qf)	92-82	
*74	Eastern New Mexico	66					NCAA NATIONAL		W	Missouri Western (sf)	86-83	
*51	Texas Woman's	52		1994-95 (23-7)		W	Northern Mich. (qf)	81-76	L	Emporia State (f)	64-95	
*64	Eastern New Mexico	75		NCAA Regional Qualifier		L	Shippensburg (sf)	81-84				
*81	East Texas State	66	W	Missouri Southern	95 91	W	Delta State (3rd)	83-65		1998-99 (24-7)		
66	Texas A&I	70	L	Pittsburg State	52 84					LSC Regular Season Champion		
*87	Central Oklahoma	72	W	Cameron	69 47		1996-97 (24-6 13-3 LSC)			LSC Tournament Champion		
*100	Cameron	84	L	Missouri Western	76 81		NCAA Regional Qualifier			NCAA Regional Qualifier		
*79	Angelo State	72	W	Missouri Southern	75 64	W	Pittsburg State	66-52	W	Southern Indiana	87-76	
			W	Lincoln, Mo.	77 57	W	Northeastern St.	84-65	L	Bentley College	80-90	
	LSC TOURNAMENT		W	Ambassador	116 46	W	Fort Hays State	70-64	W	Grand Valley State	90-86	
78	East Texas State (qf)	72	W	Cameron	96 59	W	Harris-Stowe State	90-19	W	St. Edward's	81-79	
85	Central Oklahoma (sf)	87	W	California-Riverside	80 67	W	Texas Lutheran	80-53	L	Missouri Western	69-75	
			W	CSU-Los Angeles	61 55	W	Ark-Monticello	76-54	W	Cameron	92-71	
	1992-93 (18-9)		W	Central Oklahoma	*77 74	W	*West Texas A&M	65-58	W	SW Oklahoma St.	75-68	
	LSC Tournament Champion		W	Texas Woman's	*89 86	W	*Eastern New Mexico	78-55	W	East Central	72-68	
W	Southwest Baptist	71 69	W	Tarleton State	80 73	L	Metro State	58-60	W	Texas Wesleyan	96-68	
L	Arkansas Tech	49 86	L	East Texas State	*74 75	W	Colorado Christian	73-65	L	SE Oklahoma St.	67-73	
W	Adams State	73 68	W	A&M-Kingsville	*74 62	W	*Midwestern State	84-66	W	Wayland Baptist	90-79	
W	Mississippi	69 60	W	Angelo State	*91 68	W	*Central Oklahoma	71-68	W	*Angelo State	87-59	
L	Wayland Baptist	56 83	W	Eastern New Mexico	*82 66	W	*Tarleton State	97-60	L	*Eastern New Mexico	67-70	
L	Pittsburg State	48 53	W	West Texas A&M	*84 83	W	*A&M-Commerce	97-67	W	*West Texas A&M	88-75	
W	Southwest Baptist	67 62	L	West Texas A&M	*81 82	W	*Texas Woman's	75-62	W	*A&M-Kingsville	89-70	
W	Northeast Missouri	90 47	L	Eastern New Mexico	*72 82	W	*A&M-Kingsville	64-57	W	*A&M-Commerce	103-78	
L	Fort Lewis	60 64	W	Tarleton State	88 57	W	*Angelo State	88-46	W	*Tarleton State	83-60	
W	Adams State	80 76	W	Central Oklahoma	*103 54	W	*Central Oklahoma	79-62	W	*Texas Woman's	86-83	
W	Southern Colorado	87 69	W	Texas Woman's	*115 73	W	Midwestern State	78-57	L	*Midwestern State	78-88	
W	Texas A&I	*80 62	W	A&M-Kingsville	*87 63	L	*A&M-Commerce	61-62	W	*Angelo State	84-70	
W	East Texas State	*84 79	W	East Texas State	*89 77	W	*Tarleton State	83-82	W	*Midwestern State	84-71	
W	Cameron	*81 63	W	Angelo State	*100 66	W	*A&M-Kingsville	81-66	W	*Texas Woman's	82-66	
L	Central Oklahoma	*91 98		LSC TOURNAMENT		W	*Texas Woman's	65-61	W	*Tarleton State	87-65	
L	Angelo State	*66 71		W	Eastern New Mexico (sf)	72 71	W	*Angelo State	89-51	L	*West Texas A&M	74-80
W	Texas Woman's	*72 70	L	West Texas A&M (f)	68 74	L	*Eastern New Mexico	71-74	W	*Eastern New Mexico	75-65	
L	Eastern New Mexico	*68 70				L	*West Texas A&M	64-70	W	*A&M-Commerce	80-54	
L	Eastern New Mexico	*64 88		NCAA TOURNAMENT			LSC TOURNAMENT		W	*A&M-Kingsville	75-61	
W	Texas Woman's	*92 75		W	Pittsburg State (qf)	99 93	W	Eastern New Mexico (sf)	79-54		LSC TOURNAMENT	
W	East Texas State	*84 74	L	Missouri Western (sf)	71 79	L	West Texas A&M (f)	56-59	L	Harding (qf)	72-61	
L	Texas A&I	*74 85					NCAA REGIONAL		W	East Central (sf)	88-79	
W	Central Oklahoma (ot)	*102 93		1995-96 (31-2 15-1 LSC)			W	Pittsburg State (qf)	92-78	W	West Texas A&M (f)	70-57
W	Cameron	*82 77		LSC Regular Season		L	Missouri Western (sf)	71-75		NCAA REGIONAL		
W	Angelo State	*75 59		Co-Champion					L	Truman State (qf)	79-94	
	LSC TOURNAMENT			LSC Tournament Champion			1997-98 (26-5)			1999-2000 (14-13 10-6 LSC)		
W	Central Oklahoma (sf)	85 80		NCAA Regional Champion			LSC Regular Season Champion		W	Texas Wesleyan	76-60	
L	Eastern New Mexico (f)	90 79		NCAA Elite Eight Semifinalist			LSC Tournament Champion		L	Harding	68-72	
				NCAA Division II Third Place			NCAA Regional Finalist		L	Ouachita Baptist	72-73	
	1993-94 (21-9)		W	Quincy, Ill.	110-65	W	Schreiner	110 47	W	at Central Oklahoma	78-75	
	NCAA Regional Qualifier		W	Missouri Western	91-84	W	Harding	98 72	W	at Northeastern St.	56-49	
L	Missouri-Rolla	67 74	W	Howard Payne	122-42	W	Ouachita Baptist	85 74	L	Hardin-Simmons	68-70	
L	Delta State	64 67	W	St. Mary's	68-53	L	Washburn	79 92	L	vs. Missouri Western	64-77	
W	Southern Colorado	96 73	W	Arkansas-Monticello	88-77	W	Emporia State	70 91	W	at Panhandle State	70-68	
W	Neb-Kearney	72 67	W	Pittsburg State	88-87	W	Central Oklahoma	93 50	L	at Texas Wesleyan	50-66	
L	Texas-El Paso	72 81	W	Portland State	81-62	W	Northeastern St.	98 66	L	at *Midwestern State	50-73	
W	Schreiner	93 71	W	*West Texas A&M	68-57	W	Texas Wesleyan	95 55	W	*Angelo State	90-78	
W	Incarnate Word	97 65	W	*Eastern New Mexico	77-53	L	Missouri Western	74 85	W	*Eastern New Mexico	76-66	
W	Idaho State	75 74	W	Cal State-Sonoma	80-31	W	*Angelo State	85 44	L	*West Texas A&M	64-71	
L	New Mexico State	67 73	W	Midwestern State	86-72	W	*A&M-Kingsville	95 85	L	at *A&M-Kingsville	78-84	
W	North Florida	100 78	W	*Central Oklahoma	94-54	W	*A&M-Commerce	91 56	W	*Texas Woman's	65-56	
W	St. Leo	95 54	W	*Tarleton State	105-44	W	*Eastern New Mexico	84 58	W	*A&M-Commerce	99-69	
L	Florida Southern	68 71	W	*East Texas State	88-67	W	*West Texas A&M	85 64	W	at *Tarleton State	68-65	
L	Angelo State	53 75	W	*Texas Woman's	96-46	W	*Tarleton State	97 67	W	*Angelo State	81-65	
L	A&M-Kingsville	75 80	W	*A&M-Kingsville	74-65	W	*Texas Woman's	116 72	L	at *West Texas A&M	56-65	
W	East Texas State	81 68	W	*Angelo State	91-45	W	*Midwestern State	89 60	L	at *Eastern New Mexico	68-74	
W	Texas Woman's	96 77	W	*Central Oklahoma	109-60	W	*Angelo State	91 60	L	*A&M-Kingsville	65-68	
W	Central Oklahoma	88 46	W	Midwestern State	102-51	W	*Texas Woman's	70 53	L	at St. Edward's	76-89	
W	West Texas A&M	101 76	W	*East Texas State	98-75	W	*Tarleton State	76 68	W	at *A&M-Commerce	76-69	
W	Eastern New Mexico	90 72	W	*Tarleton State	96-53	W	*Midwestern State	77 59	W	at *Texas Woman's	68-49	
W	West Texas A&M	90 87	W	*A&M-Kingsville	99-61	W	*A&M-Kingsville	97 62	W	*Midwestern State	65-61	
W	Eastern New Mexico	92 80	W	*Texas Woman's	104-50	W	*A&M-Commerce	77 62	W	*Tarleton State	78-63	
W	East Texas State	91 74	W	*Angelo State	105-52	L	*Eastern New Mexico	63 58		LSC TOURNAMENT		
W	A&M-Kingsville	84 57	L	*West Texas A&M	79-83		*West Texas A&M	67 84	L	vs. SE Oklahoma St. (qf)	71-72	
W	Central Oklahoma	80 77		LSC TOURNAMENT			LSC TOURNAMENT					
W	Texas Woman's	101 76	W	Eastern N.M. (sf)	103-78	W	Midwestern State (sf)	83 62				
W	Angelo State (ot)	102 99	W	West Texas A&M (f)	82-60	W	Harding (f)	76 54				
	LSC TOURNAMENT			NCAA REGIONAL								
W	East Texas State (qf)	99 66	W	Neb-Kearney (sf)	81-58							
W	Eastern N.M. (sf)	92 89										
L	Angelo State (f)	69 79										

YEAR-BY-YEAR RESULTS

2000-01 (10-18 | 5-9 LSC)

L	at St. Mary's	63-71
W	vs. Henderson State	70-59
L	at Texas Wesleyan	70-74
W	Texas Wesleyan	75-65
L	at Incarnate Word	64-76
L	at St. Mary's	72-76
W	St. Edward's	61-57
L	vs. Western Montana	68-71
L	at Minnesota-Mankato	55-64
W	Midwestern State	63-54
L	SE Oklahoma St.	57-79
W	East Central	79-60
L	at Cameron	53-75
L	at SW Oklahoma St.	65-75
L	*Eastern New Mexico	59-71
L	*West Texas A&M	54-73
L	at *A&M-Commerce	56-71
L	at *A&M-Kingsville	43-78
L	at *Angelo State	52-87
W	*Tarleton State	78-76
W	*Texas Woman's	83-69
W	*Angelo State	77-70
W	at *Texas Woman's	71-57
L	at *Tarleton State	56-81
L	at *West Texas A&M	65-76
L	at *Eastern New Mexico	53-59
W	*A&M-Kingsville	74-70
L	*A&M-Commerce	73-78

2001-02 (11-15 | 6-8 LSC)

L	at Missouri Western	67-76
L	at Nebraska-Kearney	59-63
L	at Midwestern State	59-70
W	at Loyola (La.)	84-64
W	at St. Edward's	82-70
W	Central Oklahoma	85-76
L	Northeastern St.	62-67
W	St. Edward's	73-44
L	at SE Oklahoma St.	60-71
W	at East Central	56-54
L	Cameron	58-67
L	SW Oklahoma St.	52-65
L	*Angelo State	72-81
W	*A&M-Commerce	79-68
L	*A&M-Kingsville	62-76
W	at *Eastern New Mexico	73-70
W	at *West Texas A&M	81-77
L	*Tarleton State	70-75
L	at *Texas Woman's	75-86
L	at *Angelo State	71-76
L	*Texas Woman's	55-71
W	at *Tarleton State	79-78
W	at *A&M-Kingsville	73-71
L	at *A&M-Commerce	57-70
L	at *West Texas A&M	54-56
W	*Eastern New Mexico	84-47

2002-03 (16-13 | 7-7 LSC)

ACU was 11-12 when head coach Wayne Williams resigned in February 2003

W	vs. St. Leo, Fla.	81-58
L	vs. North Dakota St. (OT)	64-77
L	vs. SW State-Minnesota	52-81
W	Incarnate Word	69-47
L	Missouri Western	59-77
L	vs. St. Mary's	62-75
W	vs. Panhandle State	105-55
L	at Central Oklahoma	65-68
L	at Northeastern State	59-68
W	Lubbock Christian	86-52
W	SE Oklahoma St.	71-62
W	East Central	76-53
W	at Cameron	71-62
W	at SW Oklahoma St.	68-65
L	*Angelo State	63-78
W	*Tarleton State	83-56
W	*Eastern New Mexico	73-56
L	*West Texas A&M	55-57

L	at *Midwestern State	71-76
L	at *Texas Woman's	69-70
W	at *A&M-Commerce	76-53
L	at *A&M-Kingsville	58-67
L	at *Angelo State	46-65

ACU finished the season 5-1 under interim head coach Shawna Lavender

W	*A&M-Kingsville	73-70
W	*A&M-Commerce	87-61
W	at *West Texas A&M	79-71
W	at *Eastern New Mexico	78-57
L	*Texas Woman's	81-83
W	*Midwestern State	86-73

2003-04 (19-10 | 10-4 LSC)

L	at Cal Poly-Pomona	74-86
W	at UC-San Bernardino	61-60
L	vs. Missouri Southern	64-67
L	at Pittsburg State	61-65
W	at SE Oklahoma St.	69-67
L	at East Central	66-77
W	vs. St. Mary's	64-57
W	vs. Tarleton State	57-53
L	Cameron	64-71
W	SW Oklahoma St.	79-63
W	at Tarleton State	69-66
L	*Angelo State	63-71
W	Central Oklahoma	80-61
W	Northeastern State	67-61
W	Midwestern State	87-73
W	*Texas Woman's	77-50
W	at *Eastern New Mexico	61-60
L	at *West Texas A&M	64-68
W	*A&M-Commerce	104-88
W	*A&M-Kingsville	68-45
W	at *Angelo State	55-53
W	at *A&M-Commerce	74-65
W	at *A&M-Kingsville	87-65
W	at *Texas Woman's	58-42
L	at *Midwestern State	66-78
W	*West Texas A&M	75-69
W	*Eastern New Mexico	75-42

LSC TOURNAMENT

W	East Central (qf)	99-67
L	vs. Northeastern St. (sf)	65-66

2004-05 (20-10 | 10-4 LSC)

NCAA Regional Qualifier

W	Texas-Permian Basin	99-70
L	vs. Incarnate Word	64-79
W	at St. Edward's	67-59
W	Lincoln	79-58
L	Drury	71-84
W	Tarleton State	68-58
L	at Central Oklahoma	81-84
W	at Northeastern St.	85-84
W	St. Edward's	86-64
W	SE Oklahoma St.	93-60
W	East Central	79-52
W	at Cameron	57-50
L	at SW Oklahoma St.	67-79
W	*Angelo State	83-69
W	*Texas Woman's	71-61
W	*A&M-Kingsville	76-66
W	at *A&M-Commerce	73-64
L	at *Midwestern State	76-84
W	at *Eastern New Mexico	76-73
L	at *West Texas A&M	55-80
W	*Eastern New Mexico	72-53
L	*West Texas A&M	60-85
W	at *Angelo State	75-66
W	at *Texas Woman's	78-67
L	at *A&M-Kingsville	78-79
W	*A&M-Commerce	79-70
W	*Midwestern State	86-79

LSC TOURNAMENT

W	at Tarleton State (qf)	81-68
L	vs. Angelo State (sf)	61-74

NCAA REGIONAL

L	at Drury (qf)	75-112
---	---------------	--------

2005-06 (12-15 | 6-8 SLC)

W	vs. Incarnate Word	73-51
L	at St. Edward's	54-66
L	NW Missouri (OT)	78-79
W	at Incarnate Word	66-44
L	at A&M-Commerce	66-70
W	Central Oklahoma	66-64
W	Northeastern St.	64-57
L	*Angelo State	68-83
L	vs. St. Martin's	74-87
L	at MSU-Billings	55-65
W	at East Central	82-78
L	at SE Oklahoma St.	79-83
L	at *Angelo State	55-74
W	SW Oklahoma St.	77-62
L	Cameron	69-73
L	*West Texas A&M (OT)	61-66
W	Eastern New Mexico	83-63
W	at *A&M-Kingsville	71-67
W	at *Texas Woman's (OT)	84-79
L	*Tarleton State	64-70
L	at *Midwestern State (OT)	72-77
L	at *Tarleton State	59-83
W	*Midwestern State	62-52
L	at *West Texas A&M	67-82
W	at *Eastern New Mexico	85-76
W	*A&M-Kingsville	87-64
L	*Texas Woman's	60-72

2006-07 (17-12 | 8-6 LSC)

W	vs. Incarnate Word	80-62
W	at St. Edward's	63-52
W	Texas Lutheran	90-40
W	Texas-Permian Basin	85-62
W	St. Mary's	74-60
W	A&M-Commerce	83-77
W	*Angelo State	76-64
L	at Northeastern State	55-72
L	at Central Okla. (OT)	91-100
W	Incarnate Word	67-55
L	vs. MSU-Billings	61-86
L	vs. Missouri Western	54-68
W	East Central	67-56
W	SE Oklahoma St.	69-64
L	at *Angelo State	49-63
L	at SW Oklahoma St.	48-61
W	*Eastern New Mexico	72-67
L	at *West Texas A&M	50-62
W	at *Texas Woman's	73-67
L	*A&M-Kingsville	54-77
W	*Midwestern State	73-56
L	*Tarleton State	66-75
L	at *Midwestern State	50-66
W	*Tarleton State	73-68
W	at *Eastern New Mexico	83-73
L	*West Texas A&M	64-80
W	*Texas Woman's	66-63
W	at *A&M-Kingsville	81-70

LSC TOURNAMENT

L	at Central Oklahoma (qf)	57-76
---	--------------------------	-------

2007-08 (18-11 | 11-3 LSC)

L	vs. Incarnate Word	51-59
L	at St. Edward's (OT)	85-88
L	at St. Mary's	64-66
W	at Incarnate Word	71-67
W	Northeastern State	56-46
L	Central Oklahoma	69-78
L	at East Central	61-62
L	at SE Oklahoma St.	79-92
W	Texas-Permian Basin	100-75
W	SW Oklahoma St.	73-60
W	Cameron	73-58

W	A&M-International	90-66
L	at A&M-Commerce (OT)	80-86
W	at *Texas Woman's	63-61
L	at *Angelo State	72-74
W	*Eastern New Mexico	91-61
L	at *Midwestern State	63-85
W	*Tarleton State	75-58
W	at *A&M-Kingsville	67-63
W	*West Texas A&M (OT)	71-66
W	*Texas Woman's	64-62
W	at *Eastern New Mexico	80-60
W	*Angelo State	77-67
W	at *Tarleton State	66-63
W	*Midwestern State	73-64
L	at *West Texas A&M	58-60
W	*A&M-Kingsville	92-74

LSC TOURNAMENT

W	vs. A&M-Commerce (qf)	88-82
L	vs. Central Oklahoma (sf)	50-67

2008-09 (18-11 | 9-3 LSC)

NCAA Regional qualifier

W	vs. Southern Indiana	80-53
L	at St. Edward's	51-66
L	St. Edward's	60-70
W	at Texas-Permian Basin	50-43
L	SE Oklahoma St.	58-68
W	East Central	57-54
W	Incarnate Word	68-53
W	at Cameron	76-65
W	at SW Oklahoma St.	69-66
L	at Incarnate Word	57-75
W	A&M-Commerce	104-95
W	Texas Woman's (4OT)	147-143
L	at Central Oklahoma	67-68
L	at Northeastern St.	62-83
W	*Eastern New Mexico	73-65
L	at *West Texas A&M	65-91
W	at *A&M-Kingsville	71-62
W	*Angelo State	69-49
W	*Tarleton State	77-71
W	at *Midwestern State	73-57
W	Texas Permian Basin	83-43
W	*A&M-Kingsville	78-70
L	at *Angelo State (OT)	59-64
L	at *Tarleton State	59-73
W	*Midwestern State	61-46
W	at *Eastern New Mexico	85-70
W	*West Texas A&M	64-55

LSC TOURNAMENT

L	vs. A&M-Commerce	74-76
---	------------------	-------

NCAA REGIONAL

L	at West Texas A&M	53-78
---	-------------------	-------

2009-10 (17-11 | 8-4 LSC)

L	St. Mary's	66-69
W	at St. Edward's	72-62
L	vs. Incarnate Word	63-93
W	at Texas-Permian Basin	93-83
L	Incarnate Word	44-60
W	Cameron	77-66
W	SW Oklahoma St.	84-68
W	at A&M-Commerce	56-51
W	at Texas Woman's	70-64
W	Central Oklahoma	81-80
L	Northeastern St.	59-66
L	vs. Regis	54-60
W	at Colorado St.-Pueblo	72-60
W	at SE Oklahoma St.	91-87
W	at East Central	72-65
W	at *Eastern New Mexico	71-55
W	*West Texas A&M	69-67
L	at *Angelo State	52-57
L	at *Tarleton State	64-70
W	*Midwestern State	73-66
W	*A&M-Kingsville	59-55
W	at *A&M-Kingsville	68-81

YEAR-BY-YEAR RESULTS

W	*Angelo State	77-64	W	*Cameron	90-43	W	at *Southeastern La.	83-65
L	*Tarleton State	64-66	W	*at Texas Woman's	75-50	W	*Houston Baptist	68-53
L	at *Midwestern State	61-64	W	Southwest Adventist	108-21	L	at *New Orleans	50-71
W	*Eastern New Mexico	75-59	W	*Incarnate Word	76-65	W	at *Incarnate Word	72-62
W	at *West Texas A&M	78-72	W	at *A&M-Kingsville	76-61	L	at *A&M-Corpus Christi	40-60
LSC TOURNAMENT			LSC TOURNAMENT			2015-16 (19-3 10-1 SLC)		
L	vs. Central Okla. (3OT)	105-111	W	*West Texas A&M	69-60	W	Wayland Baptist	96-71
2010-11 (11-16 8-6 LSC)			L	at *Eastern New Mexico	73-81	L	at Kansas State	45-76
W	vs. Hillsdale	77-66	W	at *A&M-Commerce	75-61	W	UT-San Antonio	79-60
L	at St. Edward's	59-64	W	*Tarleton State	86-70	W	Southwest (N.M.)	91-39
L	Texas-Permian Basin	91-105	W	at *Midwestern State	85-72	W	Missouri Valley	96-35
L	at St. Mary's	49-50	W	at *Cameron	72-53	L	at Texas Tech	65-71
L	Texas Woman's	67-80	W	*Texas Woman's	67-50	W	vs. Grand Canyon	75-71
W	A&M-Commerce	88-85	L	*at Incarnate Word	53-68	W	vs. Eastern Michigan	83-59
L	at Northeastern State	44-60	W	*A&M-Kingsville	92-53	W	at Eastern Washington	72-60
W	at Central Oklahoma	87-71	LSC TOURNAMENT			W	at Idaho (OT)	71-59
W	East Central	92-64	L	vs. A&M-Commerce (qf)	79-80	W	Schreiner	79-51
L	SE Oklahoma St. (OT)	92-93	NCAA REGIONAL			W	at *Central Arkansas	61-49
L	at SW Oklahoma St.	51-69	L	vs. UT-Permian Basin (qf)	68-70	W	*Northwestern St.	67-46
L	at Cameron	61-75	2013-14 (18-12 8-6 SLC)			W	at *Nicholls	71-68
L	*Tarleton State	65-75	W	Texas Lutheran	111-73	W	*McNeese	79-62
W	at *Midwestern State	80-77	W	Wayland Baptist	79-59	W	at *Stephen F. Austin	85-70
L	at *West Texas A&M	64-78	W	Angelo State	87-41	W	at *Sam Houston St.	87-76
W	*A&M-Kingsville (OT)	84-82	W	Northwood	105-44	W	at *Incarnate Word	86-71
W	at *Incarnate Word	74-58	L	at North Texas	50-64	W	*Houston Baptist	77-60
W	*Eastern New Mexico	89-76	L	vs. Grand Canyon	57-70	W	*Lamar	90-62
L	at *Angelo State	63-67	W	at UT-Arlington	79-72	L	at *Lamar	54-63
L	*Angelo State	62-68	W	A&M-Commerce	92-64	W	at *Southeastern La.	88-72
W	*West Texas A&M	67-66	L	at Tulsa	61-81			
W	at *A&M-Kingsville	82-64	W	Texas Wesleyan	93-69			
W	*Incarnate Word	69-54	L	at TCU	55-82			
W	at *Eastern New Mexico	67-64	L	vs. Florida Atlantic	63-67			
L	at *Tarleton State	48-65	W	vs. Jacksonville	76-72			
L	*Midwestern State	78-90	W	at Texas Tech	58-57			
LSC TOURNAMENT			L	at UT-San Antonio	58-63			
L	vs. Northeastern State	59-65	W	at *New Orleans	88-44			
2011-12 (12-14 7-13 LSC)			W	*Oral Roberts	70-56			
W	at A&M-International	96-87	L	*Central Arkansas	54-67			
L	at Texas-Permian Basin	67-77	L	*Lamar	83-85			
W	St. Mary's	64-58	W	*Sam Houston St.	73-67			
L	at *Texas Woman's	68-74	L	at *Stephen F. Austin	59-80			
W	St. Edward's	78-66	L	at *Northwestern St.	72-76			
L	*Cameron	55-59	W	*Houston Baptist	82-70			
L	*West Texas A&M	61-80	L	*A&M-Corpus Christi	71-74			
W	at *Eastern New Mexico	92-85	W	at *Incarnate Word	73-67			
L	at *Midwestern State	57-64	W	Arlington Baptist	108-56			
W	vs. Shaw	70-66	W	at *Nicholls	78-62			
W	vs. SW Oklahoma St.	64-57	L	*McNeese	64-71			
L	*Incarnate Word	58-68	W	at *Southeastern La.	96-82			
L	at *A&M-Kingsville	72-78	W	*Incarnate Word	90-79			
W	at *A&M-Commerce	77-65	2014-15 (17-12, 9-9 SLC)					
L	*Tarleton State	74-90	W	Wayland Baptist	91-64			
L	*Angelo State	74-82	W	Howard Payne	102-60			
L	at *Angelo State	64-75	L	at UT-San Antonio	57-70			
W	*Texas Woman's	69-57	W	Eastern Washington	79-72			
L	*Midwestern State	82-90	W	vs. George Mason	88-86			
L	at *Cameron	54-58	W	vs. UM-Kansas City	80-55			
L	at *West Texas A&M	59-89	L	at Texas Tech	44-61			
W	*Eastern New Mexico	74-61	W	Southwestern Christian	100-52			
W	*Incarnate Word	76-59	W	Air Force	80-44			
W	*A&M-Kingsville	79-64	L	at Kansas State	53-68			
W	*A&M-Commerce	93-55	L	*Central Arkansas	60-66			
L	at *Tarleton State	71-85	L	at *Northwestern St.	56-61			
2012-13 (21-7 16-4 LSC)			L	*Nicholls	39-63			
NCAA Regional Qualifier			W	at *McNeese	75-59			
W	A&M-International	94-66	L	*Stephen F. Austin (OT)	69-71			
L	Texas-Permian Basin	71-74	L	*Sam Houston St.	58-63			
W	at *West Texas A&M	81-76	W	*Incarnate Word	78-54			
W	*Eastern New Mexico	74-56	W	Angelo State	70-55			
W	*A&M-Commerce	81-60	W	at *Houston Baptist	53-50			
L	at *Tarleton State	60-78	L	at *Lamar	72-76			
W	vs. Arkansas-Fort Smith	70-66	L	*Lamar	58-73			
W	vs. Emporia State	74-67	W	*Southeastern La.	75-74			
W	at St. Edward's	67-58	W	at *Sam Houston St.	63-48			
L	*Midwestern State	62-76	W	*A&M-Corpus Christi	76-41			