

ALABAMA A&M

2025 FOOTBALL GAME NOTES

2006 • 2021 SWAC CHAMPIONS | 2021 BLACK COLLEGE FOOTBALL NATIONAL CHAMPIONS

#BEADAWG25
#DACHASE

X @aamuathletics
@aamuathletics

GAME 6

ALABAMA A&M BULLDOGS
3-2, 0-1 SWAC

VS.


JACKSON STATE TIGERS
3-1, 1-0 SWAC

SATURDAY, OCTOBER 4, 2025 | 4:00 PM | LADD-PEEBLES STADIUM | MOBILE, ALABAMA | GULF COAST CHALLENGE

>> GAME DAY INFORMATION	
Location	Mobile, Alabama
Kickoff	4 p.m.
Site	Ladd-Peebles Stadium
Capacity	40,000
Surface	Field Turf
Weather	Partly Cloudy
Temperature	84 degrees
Meeting	31st Meeting
Series Record	JSU leads, 18-12
Last Meeting	2025
Location	Mobile, Alabama
Result	L, 45-38
Television	HBCU 60
Play-by-Play	TBD
Analyst	TBD
Sideline	TBD
Radio	WJAB
Play-by-Play	Thai Floyd
Analyst	Maurice Brooks
Pregame/Postgame	Evan Hayes
Pregame/Postgame	Chauncy Sanders



ALABAMA A&M
Head Coach: Sam Shade
Year at Alabama A&M: First
Record at Alabama A&M: 3-2
Overall Record: 42-23
SWAC Record: 0-1



JACKSON STATE
Head Coach: T.C. Taylor
Year at JSU: Third
Record at JSU: 22-7
Overall Record: 22-7
SWAC Record: 14-3

▼ THE OPENING KICKOFF

THE MATCHUP

- ◆ This game marks the 31st meeting between Alabama A&M and Jackson State
- ◆ The game is the first Saturday in October, which means the annual Gulf Coast Challenge inside Ladd-Peebles Stadium
- ◆ Jackson State is the favorites and has not dropped a conference game the end of 2023 and is riding a nine-game SWAC winning streak
- ◆ AAMU is seeking to end a three-game losing streak to JSU

STREAKS

- ◆ Alabama A&M quarterback Cornelious Brown IV has thrown a touchdown pass in five of the past six games he has played in dating back to the 2024 season
- ◆ The Bulldogs have scored points in the opening quarter in 10 straight games, dating back to Nov. 2, 2024

CAREER MARKS

- ◆ Kicker David Faulk went 2-for-2 in field goals last weekend at Bethune-Cookman, including booting a career-long 45-yarder
- ◆ Quarterback Eric Handley went 27 of 40 passing for 355 yards, with three touchdowns at BCU - all career marks for the redshirt freshman

CELEBRITY APPEARANCES

- ◆ Alabama A&M defensive line coach Marco Coleman wasn't just a stand out football player for the Miami Dolphins. As it turns out, he made a cameo appearance in the hit film Ace Venture Pet Detective

ONE OF THREE

- ◆ The Bulldogs knocked off Tennessee State to win The Legacy Series on Sept. 13
- ◆ The victory is just one of three marquee matchups on the schedule
- ◆ AAMU will also look to get back into the win column against rivals Alabama State in the Magic City Classic and Jackson State in the Gulf Coast Challenge



SERIES HISTORY

- ◆ Alabama A&M and Jackson State will meet for the 31st time
- ◆ The Tigers lead the all-time series, 18-12
- ◆ In the last 10 meetings, the series has been tied 5-5
- ◆ Jackson State has won the past three meetings in the Gulf Coast Challenge
- ◆ Alabama A&M is 2-4 all-time in the Gulf Coast Challenge, with the last win coming in 2021 to Tuskegee

SCOUTING THE OPPONENT

- ◆ Jackson State fell behind 13-7 to Southern before scoring 31 straight points to roll past the Jaguars, 38-13, last weekend
- ◆ The Tigers, who averages 239.8 yards on the ground, racked up 534 total yards at Southern
- ◆ Ahmad Miller leads the ground game, averaging 8.9 yards per carry. He has rushed 43 times for nearly 400 yards and three scores

>> THE MATCHUP



30.8	PPG	29.0
30.4	PPG ALLOWED	16.2
97	1ST DOWNS	94
129.0	RUSH	239.8
268.2	PASS	217.7
397.2	OFFENSE	457.5
382.6	DEFENSE	287.0
27:55	TOP	31:39
19	TOTAL TOUCHDOWNS	15

SCHEDULE/RESULTS

 @ARKANSAS L, 52-7	 ALCORN STATE W, 41-31 LOUIS CREWS CLASSIC	 @TENNESSEE STATE W, 23-21 THE LEGACY SERIES	 LANE W, 49-7	 @BETHUNE-COOKMAN L, 41-34	 VS. JACKSON STATE 10.4 4 PM GULF COAST CHALLENGE MOBILE, ALA.	 MISS. VALLEY STATE 10.11 2 PM HOMECOMING	 VS. ALABAMA STATE 10.25 2:30 PM MAGIC CITY CLASSIC BIRMINGHAM, ALA.	 @GRAMBLING STATE 11.1 2 PM	 PRAIRIE VIEW A&M 11.8 2 PM	 FLORIDA A&M 11.15 2 PM	 @TEXAS SOUTHERN 11.22 2 PM
											

▼ MEDIA POLICIES & PROCEDURES

The Alabama A&M University Athletics Communications Office is ready to assist you in to make the experience of covering AAMU Athletics productive and rewarding.

Alabama A&M University • Elmore Gymnasium
4900 Meridian St. NW • Huntsville, AL 35726

SID Phone 256.372.5880
Press Box Phone 256.372.5153 / 5155
Website aamusports.com

Brian Howard (Football SID)Assistant AD/Comms.
302.258.7461brian.howard@aamu.edu

ON THE WEB

Information on the Alabama A&M University football team is available at www.aamusports.com. To receive the AAMU updates via email, please send a request to Brian Howard (brian.howard@aamu.edu).

PRACTICES

During a typical Saturday game week, media may interview players and coaches immediately following practice on Tuesday. Practice is generally closed to the public. Anyone hoping to observe practice should contact AAMU Athletics Communications in advance. Failure to do so may result in an individual's removal from the venue. During regular season practices, unless otherwise noted, still and television photographers will be allowed to shoot stretching and select periods.

PRESS BOX SERVICES

All media members will be provided with access to game notes via aamusports.com. At the quarter breaks and halftime, quickie stats will be printed and distributed. Following the game, a complete postgame statistics package will be distributed via email and will contain a scoring summary, final team statistics, final individual statistics, complete play-by-play, drive charts for both halves, halftime statistics, defensive statistics and substitution chart.

LIVE STATS

Live in-game statistics will be available via Sidearm Sports.

INTERNET

Wireless Internet is available in the press box at Louis Crews Stadium. Members of the Athletics Communications staff will be available to assist you. There is no access fee.

WEEKLY MEDIA AVAILABILITY

Head Coach Sam Shade will be available to the media every Monday at 11 a.m. CT during the season with the exception of AAMU's bye week.

Players will be made available at the discretion of the coaching staff.

MEDIA CREDENTIALS

Requests for official working media credentials should be directed to the AAMU Athletics Communications Office. All requests should be received no later than noon, four days prior to the game. Visit the media page at aamusports.com to request credentials online.

Traditional media (newspapers, radio and television) are credible and consider standard media and will be approved. Those covering the Bulldogs through various other outlets (podcasts, facebook, instagram and youtube) are not acceptable forms of media and their credential requests will be denied.

Season credentials will be available for pick-up prior to the first game. Credentials may be picked up on gameday at the media will call located at Louis Crews Stadium.

On gameday, media should park on the East Side of Louis Crews Stadium and enter through Gate B.

SCOUTING PASSES

Professional scouts may obtain credentials through AAMU's Athletics Communications Office. Scouts will be issued seating in the press box on a space-available basis.

SIDELINE PASSES

Alabama A&M University follows NCAA guidelines regarding media representatives on the sidelines. Photographers and videographers are permitted to shoot between the 20-yard lines and the goal lines on both sidelines and behind the restraining line in the end zone.

WE ARE ALABAMA A&M

When referring to Alabama A&M University, please only use the terms **ALABAMA A&M** or **AAMU**. Please refrain from acronyms of the name **A&M**, **Bama A&M** or **AAM**. In addition, Alabama A&M plays in the Southwestern Athletic Conference (SWAC).

SWAC WEEKLY HONORS

Each week during the regular season, the SWAC will name an offensive, defensive, newcomer and special teams player of the week.

MOBILE APP

The Alabama A&M Athletics app for iPhone, iPad and Android devices offers fans a wide variety of information on the Bulldogs – home and away. The free app is available in the App Store and Google Play.

UNIVERSITY QUICK FACTS

Location	Huntsville, Alabama (35762)
Founded	1875
Enrollment	7,432
Colors	Maroon and White
Nickname	Bulldogs
NCAA Affiliation	Division I - FCS
Conference	SWAC - East Division
President	Dr. Daniel K. Wims
VP & Director of Athletics	Dr. Paul A. Bryant
Athletics Department Phone	256.372.8057
Ticket Office Phone	256.372.7255
Twitter	@AAMUathletics/@AamufbR
Athletics Website	aamusports.com
University Website	aamu.edu

FOOTBALL QUICK FACTS

Head Coach	Sam Shade
Alma Mater	University of Alabama, 1995
Record at Alabama A&M (years)	0-0 (1)
Record at Pinson Valley High School (years)	21-6 (2)
Record at Shorter (years)	1-9 (1)
Record at Miles (years)	17-6 (2)
Overall Record (years)	39-21 (5)
SIAC Record (years)	14-2 (2)
SWAC Record (years)	0-0 (1)
NCAA Division II Playoff Record	1-1
Overall Conference Record (years)	28-14 (5)
Asst. Head Coach / Defensive Coordinator	Chris Shelling
Offensive Coordinator / Offensive Line	Dennis Alexander
Defensive Line / Recruiting Coordinator	Marco Coleman
Linebackers	Ronald McKinnon
Defensive Backs	Kenyatta McCoy
Quarterbacks	Kenton Evans
Running Backs	Jamaal Fobbs
Wide Receivers	Antonio Carter
Tight Ends	Lawann Latson
Special Teams Coordinator	Amos Jones
Kickers	Richard Wilson
Chief of Staff / High School Relations	Laron White
Director of Football Operations	Jason Mai
Assistant Special Teams	Nathan Jones
Offensive Analyst	Mackenzie Howard
Defensive Analyst	Corey Thomas
Offensive Quality Control	Jason Stovall
Defensive Quality Control	William Sims
Student Assistant	D'Anfernee McGriff
Student Assistant	Dwight Harvey
Equipment Manager	Hank Harris
Assistant AD/Athletic Communications	Brian Howard
Director of Sports Medicine	Jessie Zucnick-Kimbugwe

STADIUM INFORMATION

Stadium	Louis Crews Stadium
Capacity	21,000
Year Opened	1996
Playing Surface	Field Turf
Louis Crews Stadium Record	80-49
Largest Attendance	26,391
	9.30.23 vs. Tuskegee (W, 58-3)

FOOTBALL INFORMATION

First Year of Football	1912
First Year of NCAA Division I (FCS)	1999
Overall Record	456-436-35
NCAA Division II Record	301-300-35
NCAA Division I (FCS) Record	155-136
SWAC Record	114-87
Bowl Record	0-2
SIAC Championships	12
	1962, 1963, 1966, 1971, 1972,
	1981, 1987, 1988, 1989, 1990, 1991
SWAC Championships	2
	2006, 2021 (Spring)
Black College Football National Champions	1
	2021 (Spring)
2024 Overall Record	6-6
2024 SWAC Record /Finish	4-4/4th

▼ MEDIA SCHEDULE - ALABAMA A&M

MONDAY	29	TUESDAY	30	WEDNESDAY	1	THURSDAY	2	FRIDAY	3	SATURDAY	4	SUNDAY	5
PRACTICE		PRACTICE		PRACTICE		PRACTICE		TRAVEL/ PRACTICE		GAME 6		OFF DAY	
SWAC Weekly Zoom Sam Shade 10:05 a.m.		PLAYERS AND COACHES Only Available After Practice		PLAYERS AND COACHES Only Available After Practice		NO MEDIA AVAILABILITY		NO MEDIA AVAILABILITY		Alabama A&M vs. Jackson State 4 p.m. HBCU GO Ladd-Peebles Stadium Mobile, Alabama		NO MEDIA AVAILABILITY	
Sam Shade Press Conference - 11 a.m.													

▼ FOOTBALL CHAMPIONSHIP SUBDIVISION (FCS) NATIONAL RANKINGS

STATS PERFORM FCS TOP 25 POLL

(Updated 9.29.25)

No.	SCHOOL	RECORD	PTS.	PV
1	North Dakota State	4-0	1,395	1
2	South Dakota State	4-0	1,342	2
3	Tarleton State	5-0	1,271	3
4	Montana	4-0	1,217	5
5	Montana State	3-2	1,203	4
6	Illinois State	3-1	982	7
7	UC Davis	3-1	979	9
8	Rhode Island	4-1	974	6
9	Lehigh	5-0	915	10
10	Southern Illinois	3-1	874	11
11	Tennessee Tech	4-0	826	13
12	Idaho	2-3	765	8
13	Northern Arizona	4-1	708	15
14	Monmouth	3-1	680	16
15	North Dakota	2-2	668	14
16	West Georgia	5-0	566	18
17	Jackson State	3-1	422	19
18	Villanova	2-2	336	20
19	Abilene Christian	2-3	298	12
20	Lamar	3-1	285	22
21	South Dakota	2-3	245	17
22	Austin Peay	3-2	241	23
23	Presbyterian	5-0	208	25
24	Youngstown State	3-1	190	24
25	Harvard	2-0	163	NR

Dropped Out of Top 25: Sacramento State (21)

Others receiving votes: Mercer (3-1, 3-0 SoCon): 126; UIW (2-3, 0-1 Southland): 121; Stephen F. Austin (3-2, 1-0): 48; Sacramento State (2-3, 0-1 Big Sky): 31; Richmond (3-2, 0-1 Patriot): 29; Dartmouth (2-0): 25; Gardner-Webb (2-2): 20; New Hampshire (3-2, 1-0 CAA): 13; Yale (2-0, 1-0 Ivy): 10; North Carolina Central (4-2): 7

AFCA FCS COACHES POLL

(Updated 9.29.25)

No.	SCHOOL	RECORD	PTS.	PV
1.	North Dakota St. (25)	4-0	649	1
2.	South Dakota St. (1)	4-0	623	2
3.	Tarleton St.	5-0	595	3
4.	Montana	4-0	566	4
5.	Montana St.	3-2	529	6
6.	Illinois St.	3-1	512	5
7.	UC Davis	3-1	441	8
8.	Lehigh	5-0	430	9
9.	Tennessee Tech	4-0	426	11
10.	Rhode Island	4-1	406	7
11.	Southern Illinois	3-1	376	12
12.	Monmouth (N.J.)	3-1	322	14
13.	Northern Arizona	4-1	301	15t
14.	North Dakota	2-2	284	15t
15.	Idaho	2-3	249	10
16.	West Georgia	5-0	246	20
17.	Jackson St.	3-1	224	17
18.	Youngstown St.	3-1	205	19
19.	Villanova	2-2	150	22
20.	UIW	2-3	132	24
21.	Austin Peay	3-2	131	25
22.	Mercer	3-1	126	23
23.	ACU	2-3	111	13
24.	Presbyterian	5-0	98	NR
25.	Lamar	3-1	73	NR

Dropped Out: South Dakota (18), Sacramento St. (21)

Others Receiving Votes: South Dakota, 48; Southeast-ern Louisiana, 33; Harvard, 28; Furman, 27; Dartmouth, 20; Sacramento St., 17; Alabama St., 11; Gardner-Webb, 11; Stephen F. Austin, 11; Yale, 8; North Carolina Central, 6; Richmond, 6; Stony Brook, 6; Western Carolina, 4; Cal Poly, 3; New Hampshire, 3; San Diego, 2; East Tennessee St., 1.

2025 ALABAMA A&M FOOTBALL GAME NOTES

NCAA DIGITAL'S HBCU POWER RANKINGS

(Updated 9.29.25)

Rankings provided by Stan Becton, a representative of NCAA.com and the views do not necessarily reflect the views of the NCAA or its member institutions

No.	SCHOOL	Record
1	Jackson State	3-1
2	Alabama State	3-1
3	North Carolina Central	4-2
4	Prairie View A&M	3-2
5	South Carolina State	2-3
6	Alabama A&M	3-2
7	Howard	3-2
8	Delaware State	3-2
9	Morgan State	2-3
10	Bethune-Cookman	2-3
11	Grambling State	3-2
12	Southern	1-4
13	Texas Southern	1-3
14	Tennessee State	1-3
15	Arkansas-Pine Bluff	2-2
16	North Carolina A&T	1-4
17	Florida A&M	1-3
18	Norfolk State	1-4
19	Hampton	1-4
20	Mississippi Valley State	0-4
21	Alcorn State	0-4

BOXTOROW FCS HBCU FOOTBALL COACHES POLL

(Updated 9.29.25 - 1st place votes in parentheses)

No.	Team	W-L	Pts.	PV
1	Jackson State (15)	3-1	175	1
2	Alabama State (2)	3-1	162	2
3	N.C. Central	4-2	134	4
4	S.C. State	2-3	102	3
5	Prairie View A&M	3-2	93	8
6	Howard	3-2	86	6
7	Delaware State	3-2	79	7
8	Alabama A&M	3-2	50	5
9	Morgan State	2-3	25	NR
10	Bethune-Cookman	2-3	19	NR

Others receiving votes: Arkansas-Pine Bluff (2-2) 18, Norfolk State (1-4) 8, Southern (1-4) 7, Grambling (3-2) 5, Tennessee State (1-3) 5, Texas Southern (1-3) 5, Alcorn State (0-4) 2, Florida A&M (1-3) 1.

SWAC PREDICTED ORDER OF FINISH

(7.16.25)

EAST	Points
1. Jackson State (16)	126
2. Florida A&M (3)	99
3. Alabama State (2)	91
4. Alabama A&M	62
5. Bethune-Cookman (1)	45
6. Mississippi Valley State	24

WEST	Points
1. Southern (17)	120
2. Alcorn State (2)	90
3. Prairie View A&M (1)	72
4. Texas Southern	60
5. Grambling State	55
6. Arkansas-Pine Bluff (1)	28

*First place votes listed in parenthesis ()

TOP ATTENDED ALABAMA A&M GAMES

Largest Crowds at Louis Crews Stadium

2023	Tuskegee	W	58-3	26,391
1998	Southern	W	33-27	22,287
2021	Jackson State	L	61-15	21,835
2014	Grambling State	L	38-28	21,254
2024	Bethune-Cookman	W	56-12	19,727
1997	North Alabama	L	49-20	19,497
2018	Alcorn State	L	35-26	19,126
2022	Bethune-Cookman	W	35-27	18,750
2011	Tuskegee	W	21-6	18,629
2011	Miss. Valley State	W	37-14	16,827
2012	Alcorn State	L	21-20	16,781
1998	Grambling State	W	14-13	16,554
2023	Florida A&M	L	42-28	16,179
2017	Arkansas-Pine Bluff	W	27-17	15,685
2025	Alcorn State	W	41-31	15,147
2018	North Alabama	L	25-20	15,100
2019	Texas Southern	W	35-28	14,626
1998	Jacksonville State	L	19-13	14,473
2016	Alcorn State	L	42-19	14,267

Largest Road Crowds

2024	Auburn	L	73-3	88,043
2016	Auburn	L	55-0	87,451
2012	Auburn	L	51-7	74,832
2025	Arkansas	L	52-7	70,827
2013	Georgia Tech	L	66-7	49,194
2017	UAB	L	38-7	45,212
2015	Cincinnati	L	52-10	39,095
2022	UAB	L	59-0	35,542
2018	Jackson State	W	21-16	30,472
2014	UAB	L	41-14	29,604
2018	Cincinnati	L	63-7	28,834
2022	Troy	L	38-17	26,189
2017	Vanderbilt	L	42-0	25,802
2009	Tennessee	W	24-7	23,871
1996	Tuskegee	W	21-7	22,879
2023	Vanderbilt	L	47-13	22,035
2019	Southern	L	35-31	20,344
2021 (S)	Jackson State	W	52-43	20,051
2016	Middle Tennessee	L	55-0	19,967
2017	South Alabama	L	45-0	18,103
1999	Jacksonville State	W	37-20	16,773
2013	Southern	L	20-17	15,815

Largest Neutral Crowds

2023	Alabama State	L	31-16	69,210
2024	Alabama State	L	27-19	69,125
2014	Alabama State	W	37-36	67,710
2022	Alabama State	L	24-17	67,532
2011	Alabama State	W	20-19	66,473
2018	Alabama State	W	27-10	65,906
2015	Alabama State	L	35-20	63,874
2013	Alabama State	L	31-7	63,113
1998	Alabama State	L	34-28	58,437
2012	Alabama State	L	31-13	58,201
2009	Alabama State	W	21-7	55,322
1991	Alabama State	W	15-10	51,337
1996	Alabama State	W	20-3	40,027
2009	Tuskegee	W	35-15	35,289
2019	Alabama State	W	43-41	37,852
2011	Hampton	L	21-20	35,653
2022	Jackson State	L	27-13	32,300
2021	Alabama State	W	42-28	28,096
2018	Southern	L	29-27	20,000

▼ SOUTHWESTERN ATHLETIC CONFERENCE

**FORMED: 1920**

Charter members: Bishop College, Paul Quinn, Prairie View A&M, Texas College and Wiley College

Commissioner: Dr. Charles McClelland

Located: Birmingham, Alabama

HISTORY AT A GLANCE

In 1920, athletic officials from six Texas HBCUs – C.H. Fuller of Bishop College, Red Randolph and C.H. Patterson of Paul Quinn College, E.G. Evans, H.J. Evans and H.J. Starns of Prairie View A&M, D.C. Fuller of Texas College and G. Whitte Jordan of Wiley College – met in Houston, Texas, to discuss common interests. At this meeting, they agreed to form a new league, the SWAC.

Paul Quinn became the first of the original members to withdraw from the league when it did so in 1929. When Langston University of Oklahoma was admitted into the conference two years later, it began the migration of state-supported institutions into the SWAC. Southern University entered the ranks in 1934, followed by Arkansas AM&N (now the University of Arkansas at Pine Bluff) in 1936 and Texas Southern University in 1954.

Rapid growth in enrollment of the state-supported schools made it difficult for the church-supported schools to finance their athletics programs and one by one they fell victim to the growing prowess of the state-supported colleges. Bishop withdrew from the conference in 1956, Langston in 1957 and Huston-Tillotson (formerly Samuel Huston) in 1959, one year after the admittance of two more state-supported schools: Grambling College and Jackson State College.

The enter-exit cycle continued in 1961 when Texas College withdrew, followed by the admittance of Alcorn A&M (now Alcorn State University) in 1962. Wiley left in 1968, the same year Mississippi Valley State College entered. Arkansas AM&N exited in 1970 and Alabama State University entered in 1982.

Arkansas-Pine Bluff (formerly Arkansas AM&N) rejoined the SWAC on July 1, 1997, regaining full-member status one year later. Alabama A&M University became the conference's tenth member when it became a full member in September, 1999 after a one year period as an affiliate SWAC member. Most of the former SWAC members that have left the conference are currently a part of the Red River Athletic Conference of the NAIA.

Current championship competition offered by the SWAC includes competition for men in baseball, basketball, cross country, football, golf, indoor track, outdoor track & field and tennis. Women's competition is offered in the sports of basketball, bowling, cross country, golf, indoor track, outdoor track & field, soccer, softball, tennis and volleyball.

THE MISSION AND PURPOSE OF THE SWAC

The Southwestern Athletic Conference, Inc. (the "SWAC", the "Conference") is organized exclusively for the purpose of encouraging, promoting, advancing, and conducting intercollegiate sports activities and other recreational and not-for-profit activities among the members of the Conference. Its purposes are:

- To uphold the principles of institutional control of, and responsibility for all collegiate sports conducted by the members of this organization in conformity with the Constitution and Bylaws hereof;
- To stimulate and improve intercollegiate athletic sports;
- To comply with satisfactory standards of scholarship and amateur standing and good sportsmanship;
- To preserve and maintain the collegiate athletic records of the members of the Southwestern Athletic Conference, and make them available upon request;
- To cooperate with other amateur athletic organizations in the promotion and conduct of intercollegiate athletic contests;
- To maintain fiscal management; and
- To legislate through Bylaws or Resolutions on subjects of general concern to the membership.

The members of the conference are committed to the philosophy of maintaining intercollegiate athletics as an integral part of the overall educational program. To this end, the conference believes in and subscribes to the fundamental principles of amateurism, institutional control, sound academic standards, financial aid, recruiting, and ethical conduct that governs intercollegiate athletics, and the enforcement of rules and regulations as adopted by the National Collegiate Athletic Association.

▼ **SWAC STANDINGS****EAST DIVISION**

Team	SWAC	Overall
Alabama State	1-0	3-1
#17 Jackson State	1-0	3-1
Bethune-Cookman	1-0	2-3
Alabama A&M	0-1	3-2
Florida A&M	0-1	1-3
Mississippi Valley State	0-1	0-4

WEST DIVISION

Team	SWAC	Overall
Prairie View A&M	2-0	3-2
Arkansas-Pine Bluff	1-0	2-2
Texas Southern	1-1	1-3
Grambling State	0-1	3-2
Southern	0-1	1-4
Alcorn State	0-1	0-4

▼ **SWAC WEEKLY MEDIA SESSIONS**

2025 SWAC Football Media Sessions will begin on Monday, Aug. 25 at 10:00 am CST. We will once again conduct media sessions this upcoming season via Zoom, please see weekly schedule and login links listed below.

Please note that in observance of the Labor Day Holiday the weekly media session for that week will take place on Tuesday, Sept. 2.

2025 SWAC Football Media Session Dates

Aug. 25 • Sept. 2 • Sept. 8 • Sept. 15 • Sept. 22 • Sept. 29 • Oct. 6 • Oct. 13 • Oct. 20 • Oct. 27 • Nov. 3
Nov. 10 • Nov. 17 • Nov. 24

SWAC Football Media Session Schedule

10:00 a.m. - 10:05 a.m. SWAC Football Updates

10:05 a.m. - 10:15 a.m. Sam Shade- Alabama A&M

10:15 a.m. - 10:25 a.m. Eddie Robinson Jr.- Alabama State

10:25 a.m. - 10:35 a.m. Cedric Thomas- Alcorn State

10:35 a.m. - 10:45 a.m. Raymond Woodie- Bethune-Cookman

10:45 a.m. - 10:55 a.m. James Colzie- Florida A&M

10:55 a.m. - 11:05 a.m. Mickey Joseph- Grambling State

11:05 a.m. - 11:15 a.m. Alonzo Hampton- Arkansas-Pine Bluff

11:15 a.m. - 11:25 a.m. Terrell Buckley- Mississippi Valley State

11:25 a.m. - 11:35 a.m. Tremaine Jackson- Prairie View A&M

11:35 a.m. - 11:45 a.m. Terrence Graves- Southern

11:45 a.m. - 11:55 a.m. Cris Dishman- Texas Southern

11:55 a.m. - 12:05 p.m. T.C. Taylor- Jackson State

▼ 2024 SOUTHWESTERN ATHLETIC CONFERENCE WEEKLY HONORS

SWAC OFFENSIVE PLAYER OF THE WEEK

WEEK 1	Andrew Body, Alabama State
	Ahmad Miller, Jackson State
WEEK 2	Cornelius Brown IV, Alabama A&M
WEEK 3	Cornelius Brown IV, Alabama A&M
	Andrew Body, Alabama State
WEEK 4	Maleek Huggins Bethune-Cookman
WEEK 5	JaCobian Morgan Jackson State
WEEK 6	
WEEK 7	
WEEK 8	
WEEK 9	
WEEK 10	
WEEK 11	
WEEK 12	
WEEK 13	
WEEK 13	

SWAC DEFENSIVE PLAYER OF THE WEEK

WEEK 1	Quincy Ivory, Jackson State
WEEK 2	Lenore Jalil, Alabama State
	Matthew Cooks, Texas Southern
WEEK 3	Jameel Sanders, Florida A&M
WEEK 4	Trevor Randle, Prairie View A&M
WEEK 5	Michael Akins, Texas Southern
	Antwone Watts Bethune-Cookman
WEEK 6	
WEEK 7	
WEEK 8	
WEEK 9	
WEEK 10	
WEEK 11	
WEEK 12	
WEEK 13	
WEEK 13	

SWAC SPECIAL TEAMS PLAYER OF THE WEEK

WEEK 1	Donovan Warren, Jackson State
WEEK 2	Gerardo Baeza, Jackson State
WEEK 3	Victor Barbosa, Alabama A&M
WEEK 4	Max Tulen Bethune-Cookman
WEEK 5	Chaunzavia Lewis, Texas Southern
WEEK 6	
WEEK 7	
WEEK 8	
WEEK 9	
WEEK 10	
WEEK 11	
WEEK 12	
WEEK 13	
WEEK 13	

SWAC NEWCOMER OF THE WEEK

WEEK 1	Quincy Ivory, Jackson State
WEEK 2	Quincy Ivory, Jackson State
WEEK 3	Jared Lockhart, Jackson State
	Jaylen Jennings, Arkansas-Pine Bluff
WEEK 4	Khamani Robinson, Bethune-Cookman
WEEK 5	Christian Peters, Arkansas-Pine Bluff
WEEK 6	
WEEK 7	
WEEK 8	
WEEK 9	
WEEK 10	
WEEK 11	
WEEK 12	
WEEK 13	
WEEK 13	

▼ 2025 SOUTHWESTERN ATHLETIC CONFERENCE PRESEASON TEAMS

Preseason Offensive Player of the Year

Quarterback: Jacobian Morgan, Jackson State

Preseason Defensive Player of the Year

Defensive Lineman: Ckelby Givens, Southern

First Team Offense

Quarterback: Jacobian Morgan, Jackson State
 Running Back: Jacorian Sewell, Alcorn State
 Running Back: Thad Franklin Jr., Florida A&M
 Offensive Lineman: D'Andre Townes-Blue, Jackson State
 Offensive Lineman: Charles Davis, Florida A&M
 Offensive Lineman: Ashton Grable, Florida A&M
 Offensive Lineman: Ronald Brown, Alcorn State
 Offensive Lineman: Desmond Daniels, Alabama State
 Wide Receiver: Nathan Rembert, Jackson State
 Wide Receiver: Joanes Fortilien, Jackson State
 Tight End: Marvin Landy, Jackson State

First Team Defense

Defensive Lineman: Ckelby Givens, Southern
 Defensive Lineman: Jeremiah Williams, Jackson State
 Defensive Lineman: Bryce Cage, Grambling State
 Defensive Lineman: Davion Westmoreland, Florida A&M
 Linebacker: Stemarion Edwards, Alcorn State
 Linebacker: Vincent Paige Jr., Southern
 Linebacker: Nay'Ron Jenkins, Florida A&M
 Defensive Back: Keane Lewis, Alabama State
 Defensive Back: Antwone Watts, Bethune-Cookman
 Defensive Back: TJ Huggins, Florida A&M
 Defensive Back: Horacio Johnson, Southern

First Team Specialist

Place Kicker: Gerardo Baeza, Jackson State
 Punter: Johnny Schifano, Grambling State
 Return Specialist: Travis Terrell Jr., Jackson State

Second Team Offense

Quarterback: Cam Ransom, Bethune-Cookman
 Running Back: Lamagea McDowell, Prairie View A&M
 Running Back: BJ Curry, Arkansas-Pine Bluff
 Offensive Lineman: Quaveon Davis, Jackson State
 Offensive Lineman: Cameron Smith, Alabama State
 Offensive Lineman: Tahj Martin, Grambling State
 Offensive Lineman: Dezmond Penn, Alabama State
 Offensive Lineman: Tyrell Lawrence, Alabama A&M
 Wide Receiver: Maleek Huggins, Bethune-Cookman
 Wide Receiver: Trenton Leary, Texas Southern
 Tight End: Dupree Fuller, Southern

Second Team Defense

Defensive Lineman: Damarcus Thompson, Texas Southern
 Defensive Lineman: Adrian Hall, Bethune-Cookman
 Defensive Lineman: James Gardner Jr., Florida A&M
 Defensive Lineman: Nick Glenn, Alabama A&M
 Linebacker: Reid Pulliam, Jackson State
 Linebacker: Ashton Taylor, Jackson State
 Linebacker: Malik Stinnett, Bethune-Cookman
 Defensive Back: Shamar Hawkins, Jackson State
 Defensive Back: Blake Davis, Grambling State
 Defensive Back: Herman Brister III, Arkansas-Pine Bluff
 Defensive Back: Jameel Sanders, Florida A&M

Second Team Specialist

Place Kicker: Trey Glymph, Arkansas-Pine Bluff
 Punter: Jeremy Ramirez, Texas Southern

▼ ALABAMA A&M HONORS & AWARDS

All-SWAC Preseason Team

Tyrell Lawrence OL Second Team
 Nick Glenn OL Second Team

Phil Steele All-SWAC Preseason Team

Tyrell Lawrence OL First Team
 Victor Barbosa K First Team
 Cornelious Brown QB Third Team
 Donivan Wright WR Third Team
 Nick Glenn DL Third Team
 Xzavier Brooker DL Third Team
 Dimitris Biamby LB Third Team

SWAC Offensive Player of the Week

Cornelius Brown IV QB 9.8.25
 Cornelious Brown IV QB 9.15.25

SWAC Specialist of the Week

Victor Barbosa K 9.15.25

STATS Perform HBCU

National Player of the Week

Cornelius Brown IV QB 9.8.25

STATS Perform FCS National

Freshman of the Week Honorable Mention

Eric Handley QB 9.29.25

STATS Perform FCS National

Special Teams Honorable Mention

Victor Barbosa K 9.15.25

BOXTOROW HBCU

National Player of the Week

Cornelius Brown IV QB 9.8.25

HBCU Legends Player of the Week

Cornelius Brown IV QB 9.8.25

Quarterback Phi Back

National Watch List

Cornelius Brown IV QB

Quarterback Phi Back

HBCU Quarterback of the Week

Cornelius Brown IV QB 9.15.25

2025 ALABAMA A&M FOOTBALL ALPHABETICAL ROSTER

#	NAME	POS	HT.	WT.	YR.	HOMETOWN / LAST SCHOOL
13	Travaunta Abner	TE	6-2	249	R-Sr.	Lanett, Ala. / Miles
31	Antonio Adams	RB	5-9	187	R-So.	Memphis, Tenn. / St. Benedict
49	Victor Barbosa	K	5-11	216	R-Sr.	Hialeah Gardens, Fla. / Florida Memorial
91	Nikolas Barnes	DL	6-0	303	Jr.	Birmingham, Ala. / Austin Peay
47	Campbell Bender	LS	6-1	193	Fr.	Northport, Ala. / Tuscaloosa County HS
50	Dimitris Biamby	LB	5-11	210	R-Sr.	Coral Gables, Fla. / Coral Gables Senior HS
25	Terphil Bien-Aime	DB	5-11	178	R-Jr.	Fort Lauderdale, Fla. / St. Thomas Aquinas HS
48	Gabriel Binion	TE	5-11	233	Fr.	Maylene, Ala. / Thompson HS
20	Joshua Bledsoe	DB	6-1	190	R-Jr.	Lafayette, Ala. / Southern Miss
35	Xzavier Booker	DL	6-2	300	So.	Mooresville, N.C. / Limestone
59	Kamarius Bradshaw	LB	6-2	215	R-So.	Thomasville, Ga. / Thomasville HS
10	Cornelius Brown IV	QB	6-5	210	R-Sr.	Birmingham, Ala. / UT-Martin
49	Faron Brown Jr.	DB	5-10	175	So.	Birmingham, Ala. / Miles
96	Jorhdan Brown	DL	6-2	294	R-Jr.	Harvest, Ala. / Memphis
2	Kaleb Brown	DB	6-0	188	So.	Hollywood, S.C. / The Citadel
90	Tristan Butler	DL	6-1	197	Fr.	Round Rock, Texas / Stony Point HS
0	Montrell Campbell	DB	5-10	176	R-Sr.	Madison, Ala. / North Alabama
57	Jayden Chambers	DL	6-0	204	Fr.	Madison, Ala. / Sparkman HS
12	Jordan Chambers-Smith	WR	5-11	150	Fr.	Madison, Ala. / Hillcrest HS
13	Preston Clendenin	DB	5-11	180	Jr.	Evergreen, Ala. / Hinds CC
63	Elias Cloy	OL	6-5	280	R-So.	Alpharetta, Ga. / Georgia Tech
8	Robert Cole	P	5-11	216	Sr.	Coral Springs, Fla. / Troy
95	Shawn Collins	DL	6-0	283	So.	New Orleans, La. / Northshore HS
76	Kapone Cooper	OL	6-5	315	Fr.	Boston, Mass. / St. John Paul II Catholic HS
11	Andre Craig Jr.	WR	6-0	180	R-So.	Duluth, Ga. / Kennesaw State
79	Bruce Crenshaw	OL	6-2	278	R-So.	Mobile, Ala. / Blount HS
7	JD Davis II	QB	6-2	205	R-Fr.	Loganville, Ga. / Western Michigan
43	Arenza Davis	DL	5-10	229	Fr.	Mobile, Ala. / Vigor HS
15	Jarvis Davis	WR	5-9	171	Fr.	Bossier City, La. / Airline HS
36	Daiwon DeLoach	LB	6-3	220	R-So.	Columbus, Ga. / Jacksonville State
70	Jamaal Dinkins	OL	6-0	330	R-Jr.	Magee, Miss. / Copiah-Lincoln CC
21	Kaden Dixon	RB	6-2	187	R-Fr.	Center, Texas / Center HS
20	Maurice Edwards IV	RB	5-11	197	R-Jr.	Gurnee, Ill. / Lackawanna College
3	Kiel Eldridge	DL	6-5	245	So.	Fort Wayne, Ind. / Toledo
69	Kavanaugh Evans	OL	6-2	334	Fr.	Greensboro, Ala. / Hale County HS
38	David Faulk	K	5-11	209	Fr.	Madison, Ala. / Sparkman HS
17	Jaquel Fells Jr.	WR	5-6	201	Sr.	Birmingham, Ala. / Miles
5	Anthony Fieldings	DB	5-9	180	R-Jr.	Apopka, Fla. / Apopka HS
98	Dorribion Fleetwood	DL	6-3	220	Fr.	Powder Springs, Ga. / McEachern HS
39	Miles Gilmore	DB	5-8	173	Fr.	Detroit, Mich. / Cass Tech HS
90	Nick Glenn	DL	6-1	327	R-Sr.	Deerfield Beach, Fla. / Deerfield Beach HS
58	Jonathan Goins	LB	6-1	225	R-Fr.	Pine Bluff, Ark. / Arkansas-Pine Bluff
93	Gregory Green	DL	6-5	250	R-Jr.	Maylene, Ala. / Eastern Kentucky
99	Keith Green	DL	6-1	250	Fr.	Hueytown, Ala. / Miles
80	Jaden Gresham	WR	6-1	185	R-Sr.	Pomona, Calif. / Walsh
14	Keon Handley Jr.	DB	5-9	181	Sr.	McCalla, Ala. / UAB
8	Eric Handley	QB	6-2	200	R-Fr.	Fultondale, Ala. / Wofford
82	Devin Herring	WR	6-0	175	Fr.	Jacksonville, Fla. / Riverside HS
92	Kevin Herring	DL	6-3	255	R-Jr.	Lehigh Acres, Fla. / LA Pierce
23	Jeremiah Hudson-Davis	DB	5-8	181	R-Jr.	Fairfield, Ala. / Miles
33	Kadiphius Iverson	RB	5-11	226	Fr.	Macon, Ga. / Westside HS
16	Robert Iverson	DB	6-2	210	Sr.	Riverdale, Ga. / New Manchester HS
88	Gavin Jack	TE	6-4	230	Jr.	Mamou, La. / Centenary
15	Desmon James	DB	5-11	175	So.	Helena, Ala. / UT Martin
46	Bryce Joiner	DB	5-8	162	Fr.	Buford, Ga. / Buford HS
34	EJ King Jr.	RB	5-9	238	Fr.	Mobile, Ala. / Spanish Fort HS
73	Tyrell Lawrence	OL	6-7	355	R-Fr.	Milton, Ontario, Canada / Minnesota
28	Kentrell Lawson	LB	6-0	230	R-Sr.	Marianna, Fla. / Fort Valley State
75	Ramier Lewis	OL	6-7	340	R-Fr.	Ypsilanti, Mich. / American Collegiate Academy
4	Connon Littlefield	K/P	6-1	223	So.	Kingston, Tenn. / UT-Martin
94	Joel Logan	DL	6-3	220	R-Jr.	Helena, Ala. / Southeast Missouri
24	Elijah Lucky	DB	5-11	170	Fr.	Mobile, Ala. / Williamson HS
14	Mekhi Maddox	WR	5-10	165	Fr.	Tallahassee, Fla. / Lincoln HS
74	Deivi Martinez	OL	6-4	310	Jr.	Grand Rapids, Mich. / Dodge City CC
66	BJ Maxena	OL	6-2	283	R-Jr.	Pelham, Ala. / Pelham HS
19	Delbert Mayberry	DB	5-11	170	Sr.	Sperry, Okla. / Owasso HS
77	Khamoni Merrell	DL	6-0	285	Fr.	Madison, Ala. / Miles
1	Duke Miller	WR	6-0	175	R-Jr.	Mize, Miss. / Jackson State
37	Jordan Milton	DB	6-1	191	R-Sr.	Batesville, Miss. / Itawamba CC
27	Therman-Dean Moore	DB	5-11	180	Fr.	Birmingham, Ala. / Center Point HS
26	Ryan Morrow	RB	5-11	213	So.	Maplesville, Ala. / Maplesville HS
80	Edward Nelson	WR	5-8	158	Fr.	Cypress, Texas / Bridgeland HS

#	NAME	POS	HT.	WT.	YR.	HOMETOWN / LAST SCHOOL
32	Kolton Nero	RB	5-11	223	Fr.	Foley, Ala. / Foley HS
24	Isaiah Nwokenkwo	RB	5-8	199	R-Sr.	Bradley, Ill. / College of DuPage
72	Kaleob Onyegahialam	OL	6-6	335	R-So.	Harvest, Ala. / Tennessee State
5	Myles Parker	WR	5-6	175	R-Jr.	Allen, Texas / Santa Monica College
17	Steven Parker	DB	6-2	168	R-Sr.	Tampa, Fla. / Charlotte
41	Marquel Patterson	LB	5-10	205	Fr.	Birmingham, Ala. / Ramsay HS
84	Donovan Payne	TE	6-5	226	Jr.	Mesquite, Texas / Northern Colorado
81	Sam Peek	TE	6-1	229	Fr.	Woodville, Ala. / Woodville HS
0	Jaylin Peterson	WR	6-1	195	R-Sr.	Birmingham, Ala. / Miles
6	Lynn Pettway	DB	5-9	170	R-Sr.	Montgomery, Ala. / Park Crossing HS
2	Franck Pierre	WR	6-2	207	R-Jr.	Immokalee, Fla. / Miles
65	Devin Pitts	OL	6-3	325	R-Sr.	East Little Rock, Ark. / Mississippi Valley State
62	Antonio Powell	OL	6-5	330	Fr.	Pinson, Ala. / Clay Chalkville HS
85	Donovan Price	TE	6-2	240	Fr.	Trussville, Ala. / Hewitt-Trussville HS
71	TyQuez Richardson	OL	6-5	330	Fr.	Atlanta, Ga. / Mays HS
10	Kylon Roberts	DL	6-2	250	R-Jr.	Hanover, Md. / Lackawanna College
53	John Robinson	LB	5-11	205	So.	Semmes, Ala. / Miles
45	Olan Robinson	LB	6-2	225	R-So.	Covington, Ga. / Liberty
83	Aaron Rogers	WR	6-1	175	Fr.	Mobile, Ala. / Mobile Christian
67	Fred Samuel	OL	6-2	350	R-Sr.	Clay, Ala. / Miles
68	Kameron Sands	OL	6-0	275	R-Jr.	Little Elm, Texas / Frisco Memorial HS
11	Wilburn Smallwood	DL	6-3	274	Jr.	Lufkin, Texas / Stephen F. Austin
64	Manuell Smith V	OL	6-2	350	Fr.	Pinson, Ala. / Shades Valley HS
29	Amahni Spinks	DB	6-0	190	Sr.	Huntsville, Ala. / Kentucky State
87	Courtland Taylor	WR	5-11	176	Fr.	Gordo, Ala. / Gordo HS
97	Julian Thompson	DL	6-2	201	Fr.	Tallahassee, Fla. / St. John Paul II Catholic HS
42	Andre Tibbs	DL	6-1	230	Jr.	Lima, Ohio / Defiance
19	Cortez Tolbert	WR	6-0	170	R-Fr.	Calera, Ala. / Delta State
89	Braxton Toliver	WR	6-0	170	R-Sr.	Montgomery, Ala. / Park Crossing HS
18	Ashley Tucker Jr.	QB	6-2	190	R-So.	Los Angeles, Calif. / Leuzinger HS
6	Daveon Walker	WR	6-2	188	R-So.	Warner Robins, Ga. / Vanderbilt
56	Brian Ward Jr.	LB	5-11	206	Fr.	Theodore, Ala. / Theodore HS
30	Sammy Washington	DB	6-0	199	R-Fr.	Charlotte, N.C. / Butler HS
44	Brandon White	LS	6-3	255	Fr.	Harvest, Ala. / Bob Jones HS
40	Cayden Williams	LB	6-2	221	Fr.	Daphne, Ala. / Daphne HS
54	Diwonne Williams	LB	6-0	210	Fr.	Troy, Ala. / Charles Henderson HS
61	James Williams	OL	6-3	305	Fr.	Riverdale, Ga. / Langston Hughes HS
58	Keith Williams	OL	6-2	295	R-So.	Union Springs, Ala. / Miles
18	Tervae Williams	LB	6-3	210	Sr.	Guthrie, Okla. / Northeastern Oklahoma
86	Ty'Jarian Williams	TE	6-2	248	R-So.	Aliceville, Ala. / Mississippi Valley State
7	Devedrick Wilson	DL	6-2	300	R-Sr.	Kathleen, Ga. / Fort Valley State
4	Donivan Wright	WR	6-0	176	R-Sr.	Indianapolis, Ind. / Eastern Michigan
52	Jalen Wright	LB	5-11	216	R-So.	Birmingham, Ala. / Ramsay HS
9	Wyatt Wright	LB	6-1	202	R-Jr.	Bridgeville, Del. / Arkansas State
16	Zavier Wright	QB	6-0	212	R-Sr.	Clarkston, Ga. / Clarkston HS

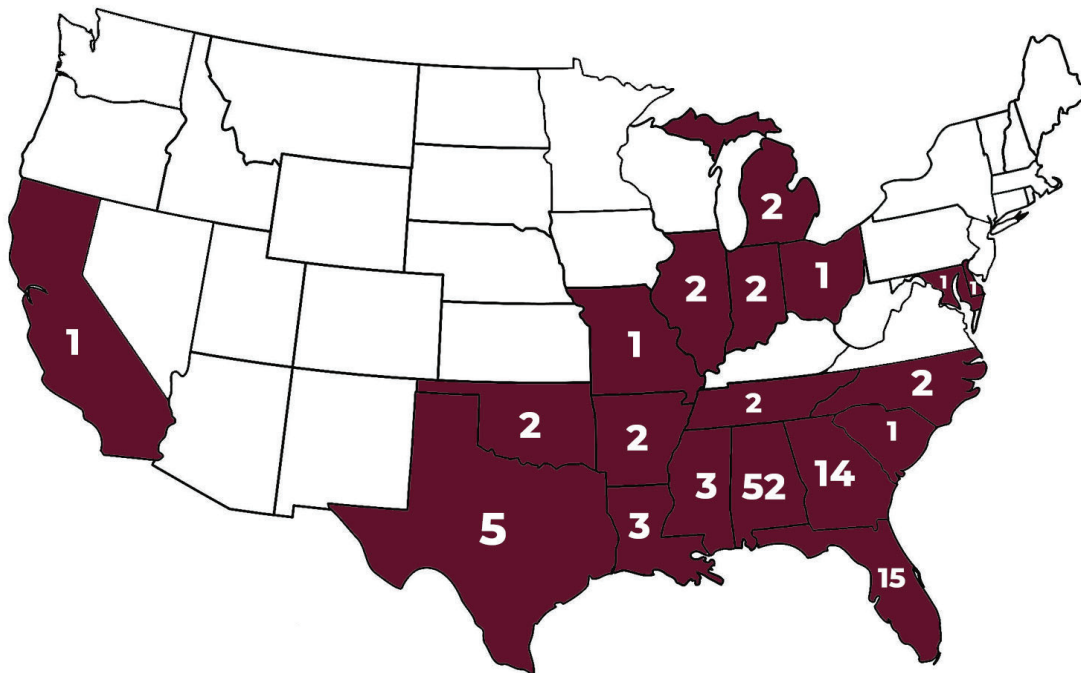
PRONUNCIATION GUIDE

PLAYERS

CONNON Littlefield.....	CON-NAN
DAVEON Walker.....	DAY-VE-ON
TRAVAUNTA Abner.....	TRA-VON-TAE
MEKHI Maddox.....	ME-KI
JAQUEL Fells Jr.	JA-QUEL
TERVAE Williams.....	TER-VAY
Isiah NWOKENKWO.....	NA-WO-KEN-QOH
TERPHIL BIEN-AIME.....	TER-PHIL BE-EN-I-ME
AMAHNI Spinks	A-MAN-E
Kolton NERO.....	NEAR-O
KADIPHIUS Iverson.....	KA-DAY-PH-US
ARENZA Davis	A-REN-ZA
Gabriel BINION.....	BIN-YON
Victor BARBOSA.....	BAR-BO-SA
DIMITRIS BIAMBY.....	DE-ME-TRE-Us
DIWONNE Williams.....	DE-WON
KAMARIUS Bradshaw.....	KA-MER-E-US
BJ MAXENA.....	MAX-EN-A
Kaleob ONYEAHIALAM.....	OH-YEAH-I-LAM
KHAMONI Merrell.....	KA-MON-EE
TY'JARIAN Williams	TJ Williams
DORRIBON Fleetwood.....	DOR-BE-ON

2025 ALABAMA A&M FOOTBALL NUMERICAL ROSTER

#	NAME	POS	HT.	WT.	YR.	HOMETOWN / LAST SCHOOL
0	Montrell Campbell	DB	5-10	176	R-Sr.	Madison, Ala. / North Alabama
0	Jaylin Peterson	WR	6-1	195	R-Sr.	Birmingham, Ala. / Miles
1	Duke Miller	WR	6-0	175	R-Jr.	Mize, Miss. / Jackson State
2	Kaleb Brown	DB	6-0	188	So.	Hollywood, S.C. / The Citadel
2	Franck Pierre	WR	6-2	207	R-Jr.	Immokalee, Fla. / Miles
3	Kiel Eldridge	DL	6-5	245	So.	Fort Wayne, Ind. / Toledo
4	Connon Littlefield	K/P	6-1	223	So.	Kingston, Tenn. / UT-Martin
4	Donivan Wright	WR	6-0	176	R-Sr.	Indianapolis, Ind. / Eastern Michigan
5	Anthony Fieldings	DB	5-9	180	R-Jr.	Apopka, Fla. / Apopka HS
5	Myles Parker	WR	5-6	175	R-Jr.	Allen, Texas / Santa Monica College
6	Lynn Pettway	DB	5-9	170	R-Sr.	Montgomery, Ala. / Park Crossing HS
6	Daveon Walker	WR	6-2	188	R-So.	Warner Robins, Ga. / Vanderbilt
7	JD Davis II	QB	6-2	205	R-Fr.	Loganville, GA / Western Michigan
7	Devedrick Wilson	DL	6-2	300	R-Sr.	Kathleen, Ga. / Fort Valley State
8	Robert Cole	P	5-11	216	Sr.	Coral Springs, Fla. / Troy
8	Eric Handley	QB	6-2	200	R-Fr.	Fultondale, Ala. / Wofford
9	Wyatt Wright	LB	6-1	202	R-Jr.	Bridgeville, Del. / Arkansas State
10	Cornelius Brown IV	QB	6-5	210	R-Sr.	Birmingham, Ala. / UT-Martin
10	Kylon Roberts	DL	6-2	250	R-Jr.	Hanover, Md. / Lackawanna College
11	Andre Craig Jr.	WR	6-0	180	R-So.	Duluth, Ga. / Kennesaw State
11	Wilburn Smallwood	DL	6-3	224	Jr.	Lufkin, Texas / Stephen F. Austin
12	Jordan Chambers-Smith	WR	5-11	150	Fr.	Madison, Ala. / Hillcrest HS
13	Travaunta Abner	TE	6-2	249	R-Sr.	Lanett, Ala. / Miles
13	Preston Clendenin	DB	5-11	180	Jr.	Evergreen, Ala. / Hinds CC
14	Keon Handley Jr.	DB	5-9	181	Sr.	McCalla, Ala. / UAB
14	Mekhi Maddox	WR	5-10	165	Fr.	Tallahassee, Fla. / Lincoln HS
15	Jarvis Davis	WR	5-9	171	Fr.	Bossier City, La. / Airline HS
15	Desmon James	DB	5-11	175	So.	Helena, Ala. / UT Martin
16	Robert Iverson	DB	6-2	210	Sr.	Riverdale, Ga. / New Manchester HS
16	Zavier Wright	QB	6-0	212	R-Sr.	Clarkston, Ga. / Clarkston HS
17	Jaquel Fells Jr.	WR	5-6	201	Sr.	Birmingham, Ala. / Miles
17	Steven Parker	DB	6-2	168	R-Sr.	Tampa, Fla. / Charlotte
18	Ashley Tucker Jr.	QB	6-2	190	R-So.	Los Angeles, Calif. / Leuzinger HS
18	Tervae Williams	LB	6-3	210	Sr.	Guthrie, Okla. / Northeastern Oklahoma
19	Delbert Mayberry	DB	5-11	170	Sr.	Sperry, Okla. / Owasso HS
19	Cortez Tolbert	WR	6-0	170	R-Fr.	Calera, Ala. / Delta State
20	Joshua Bledsoe	DB	6-1	190	R-Jr.	Lafayette, Ala. / Southern Miss
20	Maurice Edwards IV	RB	5-11	197	R-Jr.	Gurnee, Ill. / Lackawanna College
21	Kaden Dixon	RB	6-2	187	R-Fr.	Center, Texas / Center HS
23	Jeremiah Hudson-Davis	DB	5-8	181	R-Jr.	Fairfield, Ala. / Miles
24	Elijah Lucky	DB	5-11	170	Fr.	Mobile, Ala. / Williamson HS
24	Isaiah Nwokenkwo	RB	5-8	199	R-Sr.	Bradley, Ill. / College of DuPage
25	Terphil Bien-Aime	DB	5-11	178	R-Jr.	Fort Lauderdale, Fla. / St. Thomas Aquinas HS
26	Ryan Morrow	RB	5-11	213	So.	Maplesville, Ala. / Maplesville HS
27	Therman-Deon Moore	DB	5-11	180	Fr.	Birmingham, Ala. / Center Point HS
28	Kentrell Lawson	LB	6-0	230	R-Sr.	Marianna, Fla. / Fort Valley State
29	Amahni Spinks	DB	6-0	190	Sr.	Huntsville, Ala. / Kentucky State
30	Sammy Washington	DB	6-0	199	R-Fr.	Charlotte, N.C. / Butler HS
31	Antonio Adams	RB	5-9	187	R-So.	Memphis, Tenn. / St. Benedict
32	Kolton Nero	RB	5-11	223	Fr.	Foley, Ala. / Foley HS
33	Kadiphious Iverson	RB	5-11	226	Fr.	Macon, Ga. / Westside HS
34	EJ King Jr.	RB	5-9	238	Fr.	Mobile, Ala. / Spanish Fort HS
35	Xzavier Booker	DL	6-2	300	So.	Mooresville, N.C. / Limestone
36	Daiwon DeLoach	LB	6-3	220	R-So.	Columbus, Ga. / Jacksonville State
37	Jordan Milton	DB	6-1	191	R-Sr.	Batesville, Miss. / Itawamba CC
38	David Faulk	K	5-11	209	Fr.	Madison, Ala. / Sparkman HS
39	Miles Gilmore	DB	5-8	173	Fr.	Detroit, Mich. / Cass Tech HS
40	Cayden Williams	LB	6-2	221	Fr.	Daphne, Ala. / Daphne HS
41	Marquel Patterson	LB	5-10	205	Fr.	Birmingham, Ala. / Ramsay HS
42	Andre Tibbs	DL	6-1	230	Jr.	Lima, Ohio / Defiance
43	Arenza Davis	DL	5-10	229	Fr.	Mobile, Ala. / Vigor HS
44	Brandon White	LS	6-3	255	Fr.	Harvest, Ala. / Bob Jones HS
45	Olan Robinson	LB	6-2	225	R-So.	Covington, Ga. / Liberty
46	Bryce Joiner	DB	5-8	162	Fr.	Buford, Ga. / Buford HS
47	Campbell Bender	LS	6-1	193	Fr.	Northport, Ala. / Tuscaloosa County HS
48	Gabriel Binion	TE	5-11	233	Fr.	Maylene, Ala. / Thompson HS
49	Victor Barbosa	K	5-11	216	R-Sr.	Hialeah Gardens, Fla. / Florida Memorial
49	Faron Brown Jr.	DB	5-10	175	So.	Birmingham, Ala. / Miles
50	Dimitris Biambly	LB	5-11	210	R-Sr.	Coral Gables, Fla. / Coral Gables Senior HS
52	Jalen Wright	LB	5-11	216	R-So.	Birmingham, Ala. / Ramsay HS
53	John Robinson	LB	5-11	205	So.	Semmes, Ala. / Miles
54	Diwonne Williams	LB	6-0	210	Fr.	Troy, Ala. / Charles Henderson HS
56	Brian Ward Jr.	LB	5-11	206	Fr.	Theodore, Ala. / Theodore HS
57	Jayden Chambers	DL	6-0	204	Fr.	Madison, Ala. / Sparkman HS
58	Jonathan Goins	LB	6-1	225	R-Fr.	Pine Bluff, Ark. / Arkansas-Pine Bluff
58	Keith Williams	OL	6-2	295	R-So.	Union Springs, Ala. / Miles
59	Kamarius Bradshaw	LB	6-2	215	R-So.	Thomasville, Ga. / Thomasville HS
61	James Williams	OL	6-3	305	Fr.	Riverdale, Ga. / Langston Hughes HS
62	Antonio Powell	OL	6-5	330	Fr.	Pinson, Ala. / Clay Chalkville HS
63	Elias Cloy	OL	6-5	280	R-So.	Alpharetta, Ga. / Georgia Tech
64	Manuell Smith V	OL	6-2	350	Fr.	Pinson, Ala. / Shades Valley HS
65	Devin Pitts	OL	6-3	325	R-Sr.	East Little Rock, Ark. / Mississippi Valley State
66	BJ Maxena	OL	6-2	283	R-Jr.	Pelham, Ala. / Pelham HS
67	Fred Samuel	OL	6-2	350	R-Sr.	Clay, Ala. / Miles
68	Kameran Sands	OL	6-0	275	R-Jr.	Little Elm, Texas / Frisco Memorial HS
69	Kavaughn Evans	OL	6-2	334	Fr.	Greensboro, Ala. / Hale County HS
70	Jamaal Dinkins	OL	6-0	330	R-Jr.	Magee, Miss. / Copiah-Lincoln CC
71	TyQuez Richardson	OL	6-5	330	Fr.	Atlanta, Ga. / Mays HS
72	Kaleob Onyeahialam	OL	6-6	335	R-So.	Harvest, Ala. / Tennessee State
73	Tyrell Lawrence	OL	6-7	355	R-Fr.	Milton, Ontario, Canada / Minnesota
74	Deivi Martinez	OL	6-4	310	Jr.	Grand Rapids, Mich. / Dodge City CC
75	Ramier Lewis	OL	6-7	340	R-Fr.	Ypsilanti, Mich. / American Collegiate Academy
76	Kapone Cooper	OL	6-5	315	Fr.	Boston, Mass. / St. John Paul II Catholic HS
77	Khamoni Merrell	DL	6-0	285	Fr.	Madison, Ala. / Miles
79	Bruce Crenshaw	OL	6-2	278	R-So.	Mobile, Ala. / Blount HS
80	Jaden Gresham	WR	6-1	185	R-Sr.	Pomona, Calif. / Walsh
80	Edward Nelson	WR	5-8	158	Fr.	Cypress, Texas / BridgeLand HS
81	Sam Peek	TE	6-1	229	Fr.	Woodville, Ala. / Woodville HS
82	Devin Herring	WR	6-0	175	Fr.	Jacksonville, Fla. / Riverside HS
83	Aaron Rogers	WR	6-1	175	Fr.	Mobile, Ala. / Mobile Christian
84	Donovan Payne	TE	6-5	226	Jr.	Mesquite, Texas / Northern Colorado
85	Donovan Price	TE	6-2	240	Fr.	Trussville, Ala. / Hewitt-Trussville HS
86	TyJarlan Williams	TE	6-2	248	R-So.	Aliceville, Ala. / Mississippi Valley State
87	Courtland Taylor	WR	5-11	176	Fr.	Gordo, Ala. / Gordo HS
88	Gavin Jack	TE	6-4	230	Jr.	Mamou, La. / Centenary
89	Braxton Toliver	WR	6-0	170	R-Sr.	Montgomery, Ala. / Park Crossing HS
90	Tristan Butler	DL	6-1	197	Fr.	Round Rock, Texas / Stony Point HS
90	Nick Glenn	DL	6-1	327	R-Sr.	Deerfield Beach, Fla. / Deerfield Beach HS
91	Nikolas Barnes	DL	6-0	303	Jr.	Birmingham, Ala. / Austin Peay
92	Kevin Herring	DL	6-3	255	R-Jr.	Lehigh Acres, Fla. / LA Pierce
93	Gregory Green	DL	6-5	250	R-Jr.	Maylene, Ala. / Eastern Kentucky
94	Joel Logan	DL	6-3	220	R-Jr.	Helena, Ala. / Southeast Missouri
95	Shawn Collins	DL	6-0	283	So.	New Orleans, La. / Northshore HS
96	Jorhdan Brown	DL	6-2	294	R-Jr.	Harvest, Ala. / Memphis
97	Julian Thompson	DL	6-2	201	Fr.	Tallahassee, Fla. / St. John Paul II Catholic HS
98	Dorribion Fleetwood	DL	6-3	220	Fr.	Powder Springs, Ga. / McEachern HS
99	Keith Green	DL	6-1	250	Fr.	Hueytown, Ala. / Miles

**ALABAMA [See Below]****ARKANSAS [2]**

Jonathan Goins (Pine Bluff), Devin Pitts (East Little Rock)

CALIFORNIA [1]

Ashley Tucker Jr. (Los Angeles)

DELAWARE [1]

Wyatt Wright (Bridgeville)

FLORIDA [15]

Victor Barbosa (Hialeah Gardens), Dimitris Biamby (Coral Gables), Terphil Bien-Aime (Fort Lauderdale), Robert Cole (Coral Springs), Kapone Cooper (Tallahassee), Anthony Fieldings (Apopka), Nick Glenn (Deerfield Beach), Devin Herring (Jacksonville), Kevin Herring (Lehigh Acres), Kentrell Lawson (Marianna), Ramier Lewis (Clearwater), Mekhi Maddox (Tallahassee), Steven Parker (Tampa), Franck Pierre (Immokalee), Julian Thompson (Tallahassee)

GEORGIA [14]

Kamarius Bradshaw (Thomasville), Elias Cloy (Alpharetta), Andre Craig Jr. (Duluth), JD Davis II (Loganville), Dorribion Fleetwood (Powder Springs), Kadiphius

Iverson (Macon), Robert Iverson Jr. (Riverdale), Bryce Joiner (Buford), TyQuez Richardson (Atlanta), Olan Robinson (Covington), Daveon Walker (Warner Robins), James Cameron Williams (Riverdale), Devedrick Wilson (Kathleen), Xavier Wright (Clarkston)

ILLINOIS [2]

Maurice Edwards IV (Gurnee), Isaiah Nwokenkwo (Bradley),

INDIANA [2]

Kiel Eldridge (Fort Wayne), Donovan Wright (Indianapolis)

LOUISIANA [3]

Shawn Collins (New Orleans), Jarvis Davis (Bossier City), Gavin Jack (Mamou)

MARYLAND [1]

Kylon Roberts (Hanover)

MICHIGAN [2]

Miles Gilmore (Detroit), Deivi Martinez (Grand Rapids),

MISSISSIPPI [3]

Jamaal Dinkins (Magee), Duke Miller (Mize), Jordan Milton (Batesville)

NORTH CAROLINA [2]

Xzavier Booker (Mooresville), Sammy Washington (Charlotte)

OHIO [1]

Andre Tibbs (Lima)

OKLAHOMA [2]

Delbert Mayberry (Sperry), Tervae Williams (Guthrie)

SOUTH CAROLINA [1]

Kaleb Brown (Hollywood)

TENNESSEE [2]

Antonio Adams (Memphis), Cannon Littlefield (Kings-ton)

TEXAS [5]

Kaden Dixon (Center), Edward Nelson (Cypress), Myles Parker (Allen), Donovan Payne (Mesquite), Kameran Sands (Little Elm), Wilburn Smallwood (Lufkin)

CANADA [1]

Tyrell Lawrence (Milton, Ontario)

ALABAMA [52]**Aliceville [1]**

Ty'Jarian Williams

Birmingham [7]

Nikolas Barnes, Cornelious Brown IV, Faron Brown Jr., Therman-Deon Moore, Jaquel Fells Jr. Marquel Patterson, Jalen Wright

Calera [1]

Cortez Tolbert

Clay [1]

Fred Samuel

Daphne [1]

Cayden Williams

Evergreen [1]

Preston Clendenin

Fairfield [1]

Jeremiah Hudson-Davis

Foley [1]

Kolton Nero

Fultondale [1]

Eric Handley

Gordo [1]

Courtland Taylor

Greensboro [1]

Kavanaugh Evans

Harvest [3]

Jorhdan Brown, Kaleob Onyea-hialam, Brandon White

Helena [2]

Desmon James, Joel Logan

Hueytown [1]

Keith Green

Huntsville [1]

Amahni Spinks

Lafayette [1]

Joshua Bledsoe

Lanette [1]

Travaunta Abner

Madison [5]

Montrell Campbell, Jayden Chambers, Jordan Chambers-Smith, David Faulk, Khamoni Merrell

Maplesville [1]

Ryan Morrow

Maylene [2]

Gabriel Binion,

Gregory Green

McCalla [1]

Keon Handley Jr.

Mobile [5]

Bruce Crenshaw, Arenza Davis, EJ King Jr. Elijah Lucky, Aaron Rogers

Montgomery [2]

Lynn Pettway,

Braxton Toliver

Northport [1]

Campbell Bender

Pelham [1]

BJ Maxena

Pinson [2]

Antonio Powell,

Manuell Smith V

Semmes [1]

John Robinson

Theodore [1]

Brian Ward Jr.

Trussville [1]

Donovan Price

Troy [1]

Diwonne Williams

Union Springs [1]

Keith Williams

Woodville [1]

Sam Peek



2025 ALABAMA A&M FOOTBALL

SQUAD BREAKDOWN

True Freshmen.....	38
Redshirt Freshmen.....	10
Sophomores.....	9
Redshirt Sophomores.....	13
Juniors.....	8
Redshirt Juniors.....	17
Seniors.....	8
Redshirt Seniors.....	18

POSITION BREAKDOWN

Quarterbacks.....	5
Running Backs.....	8
Wide Receivers.....	19
Tight Ends.....	7
Offensive Lineman.....	19
Defensive Lineman.....	20
Linebackers.....	13
Defensive Backs.....	24
Kickers.....	2
Punters.....	2
Long Snappers.....	2

LETTERMAN RETURNING [38]

OFFENSE [21]

Cornelious Brown IV.....	QB
Elias Cloy.....	OL
Bruce Crenshaw.....	OL
Jaden Gresham.....	WR
Devin Herring.....	WR
Tyrell Lawrence.....	OL
Ramier Lewis.....	OL
BJ Maxena.....	OL
Duke Miller.....	WR
Ryan Morrow.....	RB
Kolton Nero.....	RB
Isaiah Nwokenkwo.....	RB
Myles Parker.....	WR
Donovan Payne.....	TE
Donovan Price.....	TE
TyQuez Richardson.....	OL
Aaron Rogers.....	WR
Kameron Sands.....	OL
Courtland Taylor.....	WR
Ashley Tucker Jr.....	QB
Donivan Wright.....	WR

DEFENSE [16]

Dimitris Biamby.....	LB
Terphil Bien-Amie.....	DB
Montrell Campbell.....	DB
Arenza Davis.....	DL
Anthony Fieldings.....	DB
Miles Gilmore.....	DB
Nick Glenn.....	DL
Kevin Herring.....	DL
Joel Logan.....	DL
Jordan Milton.....	DB
Steven Parker.....	DB
Lynn Pettway.....	DB
Olan Robinson.....	LB
Sammy Washington.....	DB
Tervae Williams.....	LB
Jalen Wright.....	LB

SPECIALISTS [1]

Victor Barbosa.....	K
---------------------	---

STARTERS RETURNING [33] [min 4 Games]

OFFENSE [31]

Cornelious Brown IV.....	QB
Elias Cloy.....	OL
Bruce Crenshaw.....	OL

Jaden Gresham.....	WR
Devin Herring.....	WR
Tyrell Lawrence.....	OL
Ramier Lewis.....	OL
BJ Maxena.....	OL
Duke Miller.....	WR
Ryan Morrow.....	RB
Isaiah Nwokenkwo.....	RB
Myles Parker.....	WR
Donovan Payne.....	TE
Donovan Price.....	TE
TyQuez Richardson.....	OL
Courtland Taylor.....	WR
Donivan Wright.....	WR

DEFENSE [13]

Dimitris Biamby.....	LB
Montrell Campbell.....	DB
Arenza Davis.....	DL
Anthony Fieldings.....	DB
Miles Gilmore.....	DB
Nick Glenn.....	DL
Joel Logan.....	DL
Jordan Milton.....	DB
Steven Parker.....	DB
Lynn Pettway.....	DB
Olan Robinson.....	LB
Tervae Williams.....	LB
Jalen Wright.....	LB

SPECIALISTS [1]

Victor Barbosa.....	K
---------------------	---

LETTERMAN LOST [38]

OFFENSE [16]

Christian Anderson.....	OL
Nevell Brown.....	OL
Donovan Eaglin.....	RB
Keenan Hambrick.....	WR
Jacolby Hewitt.....	WR
Xavier Lankford.....	QB
Timothy Mann Jr.....	WR
Maurice Marcellus.....	WR
DJ Moffett.....	RB
Qaid Muhammad.....	OL
Jabari Stanley.....	OL
Tyshawn Tate.....	TE
Darin Turner.....	WR
Carson Vinson.....	OL
Barry White.....	TE
Cameron Williams.....	OL

DEFENSE [18]

Cortez Andrews.....	LB
Kaleb Dawson.....	DB
CJ Dunn.....	DL
Biankan Gardner-De Kouadio.....	DB
Jamarion Ellis.....	DL
Miles Gilmore.....	DB
Dwight Harvey.....	DL
Tyric Hinton.....	DL
Dennis McGowan.....	DL
Nikobe Myers.....	DB
Tochukwu Nnoruka.....	DB
Tony Overstreet.....	LB
Emari Pait.....	DB
Cardelle Patrick.....	DB
Chancellor Smith.....	DB
D'Andre Sneed.....	DB
Austin Taylor.....	LB
Dorian Wesley.....	DL

SPECIALISTS [4]

William Curtis II.....	K
Logan MacGregor.....	LS
Austin McCready.....	P/K

Christian Silverstein.....	K
----------------------------	---

STARTERS LOST [25] [min 4 Games]

OFFENSE [12]

Christian Anderson.....	OL
Nevell Brown.....	OL
Thomas Durisseau.....	OL
Donovan Eaglin.....	RB
Keenan Hambrick.....	WR
Jacolby Hewitt.....	WR
Xavier Lankford.....	QB
DJ Moffett.....	RB
Jabari Stanley.....	OL
Carson Vinson.....	OL
Barry White.....	TE
Cameron Williams.....	OL

DEFENSE [13]

Cortez Andrews.....	LB
Evan Craighead.....	DB
Kaleb Dawson.....	DB
CJ Dunn.....	DL
Jamarion Ellis.....	DL
Dwight Harvey.....	DL
Dennis McGowan.....	DL
Nikobe Myers.....	DB
Tochukwu Nnoruka.....	DB
Emari Pait.....	DB
Cardelle Patrick.....	DB
Chancellor Smith.....	DB
Dorian Wesley.....	DL

2025 SIGNEES/NEWCOMERS [32]

OFFENSE [13]

Travaunta Abner^.....	TE
Blake Clark.....	OL
Jarvis Davis Jr.....	WR
JD Davis II*.....	QB
Eric Handley*.....	QB
Kadiphius Iverson.....	RB
EJ King Jr.....	RB
Mekhi Maddox.....	WR
Kaleob Onyeahialam*.....	OL
Franck Pierre^.....	WR
Antonio Powell.....	OL
James Williams.....	OL
Keith Williams^.....	OL

DEFENSE [19]

Michael Boyd Jr.*.....	DL
Tristan Butler.....	DL
Jayden Chambers^.....	DB
Preston Clendenin**.....	DB
Kapone Cooper.....	DL
Dorribion Fleetwood.....	DL
Jonathan Goins*.....	LB
Keith Green^.....	DB
Jeremiah Hudson-Davis^.....	DB
Kenneth Kelly*.....	ATH
Therman-Deon Moore.....	DB
Malachi Oglen^.....	DB
Marquel Patterson.....	LB
John Robinson^.....	LB
Ja'Marion Scott**.....	DL
Julian Thompson.....	LB
Brian Ward Jr.....	LB
Cayden Williams.....	DB
Diwonne Williams.....	LB

* Division I Transfer

^ Division II Transfer

** Junior College/Community College Transfer

ALABAMA A&M DEPTH CHART

vs. JACKSON STATE [10.4.25]

OFFENSE

POS	#	NAME	HT	WT	YR	HOMETOWN
QB	10	CORNELIOUS BROWN IV	6-5	220	JR.	BIRMINGHAM, ALA.
	8	Eric Handley	6-2	200	R-Fr.	Fultondale, Ala.
RB	20	MAURICE EDWARDS IV	5-11	197	R-JR.	GURNEE, ILL.
	26	Ryan Morrow	5-11	213	So.	Maplesville, Ala.
WR	12	JORDAN CHAMBERS-SMITH	5-11	150	FR.	MADISON, ALA.
	6	Daveon Walker	6-2	188	R-So.	Warner Robins, Ga.
WR	2	FRANCK PIERRE	6-2	207	R-JR.	IMMOKALEE, FLA.
	5	Myles Parker	5-6	175	R-Jr.	Allen, Texas
WR	6	DAVEON WALKER	6-2	188	R-SO	WARNER ROBINS, GA.
	14	Mekhi Maddox	5-10	165	Fr.	Tallahassee, Fla.
TE	13	TRAVAUNTA ABNER	6-2	249	R-SR.	LANETT, ALA.
	85	Donovan Price	6-3	220	So.	Trussville, Ala.
RT	79	BRUCE CRENSHAW	6-2	278	R-SO.	MOBILE, ALA.
	72	Kaleob Onyeahialam	6-6	335	R-So.	Harvest, Ala.
RG	75	RAMIER LEWIS	6-7	340	R-FR.	YPSILANTI, MICH.
	65	Devin Pitts	6-3	325	R-Sr.	East Little Rock, Ark.
C	63	ELIAS CLOY	6-5	280	R-SO.	ALPHARETTA, GA.
	68	Kameran Sands	6-0	275	R-Jr.	Little Elm, Texas
LG	66	BJ MAXENA	6-2	283	R-JR.	PELHAM, ALA.
	70	Jamal Dinkins	6-0	330	R-Jr.	Magee, Miss.
LT	71	TYQUEZ RICHARDSON	6-5	330	FR.	ATLANTA, GA.
	76	Kapone Cooper	6-5	315	Fr.	Boston, Mass.

DEFENSE

POS	#	NAME	HT	WT	YR	HOMETOWN
DE	10	KYLON ROBERTS	6-2	250	R-JR.	HANOVER, MD.
	3	Kiel Eldridge	6-5	245	So.	Fort Wayne, Ind.
DT	35	XZAVIER BOOKER	6-2	300	SO.	MOORESVILLE, N.C.
	91	Nikolas Barnes	6-0	303	Jr.	Birmingham, Ala.
NG	90	NICK GLENN	6-0	270	R-JR.	DEERFIELD BEACH, FLA.
	96	Jorhdan Brown	6-2	294	R-Jr.	Harvest, Ala.
RUSH	43	ARENZA DAVIS	5-10	229	FR.	MOBILE, ALA.
	7	Devedrick Wilson	6-2	300	R-Sr.	Kathleen, Ga.
MIKE	53	JOHN ROBINSON	5-11	205	SO.	SEMMES, ALA.
	52	Jalen Wright	5-11	216	R-SO.	Birmingham, Ala.
WILL	50	DIMITRIS BIAMBY	5-11	210	R-SR.	CORAL GABLES, FLA.
	9	Wyatt Wright	6-1	202	R-Jr.	Bridgeville, Del.
CB	19	DELBERT MAYBERRY	5-11	170	SR.	SPERRY, OKLA.
	5	Anthony Fieldings	5-9	180	R-Jr.	Apopka, Fla.
CB	20	JOSHUA BLEDSOE	6-1	190	R-JR.	LAFAYETTE, ALA.
	15	Desmon James	5-11	175	So.	Helena, Ala.
SS	14	KEON HANDLEY JR.	5-9	181	SR	MCCALLA, ALA.
	17	Steven Parker	6-2	180	R-Sr.	Tampa, Fla.
FS	2	KALEB BROWN	6-0	188	SO.	HOLLYWOOD, S.C.
	13	Preston Clendenin	5-11	180	Jr.	Evergreen, Ala.
WS	16	ROBERT IVERSON	6-2	210	SR.	RIVERDALE, GA.
	6	Lynn Pettway	5-9	170	R-Sr.	Montgomery, Ala.

SPECIAL TEAMS

POS	#	NAME	HT	WT	YR	HOMETOWN
K	38	DAVID FAULK	5-11	209	FR.	MADISON, ALA.
	4	Connon Littlefield	6-1	223	So.	Kingston, Tenn.
P	8	ROBERT COLE	5-11	216	SR.	CORAL SPRINGS, FLA.
	4	Connon Littlefield	6-1	223	So.	Kingston, Tenn.
LS	47	CAMPBELL BENDER	6-1	193	FR.	NORTHPORT, ALA.
	40	Cayden Williams	6-2	221	Fr.	Daphne, Ala.
PR	44	Brandon White	6-3	255	Fr.	Harvest, Ala.
	4	DONIVAN WRIGHT	6-0	176	R-SR.	INDIANAPOLIS, IND.
KR	12	Jordan Chambers-Smith	5-11	150	Fr.	Madison, Ala.
	0	JAYLIN PETERSON	6-1	195	R-SR.	BIRMINGHAM, ALA.
	21	Kaden Dixon	6-2	187	R-Fr.	Center, Texas

**SAM SHADE**

**Head Coach | First Season
Alabama, 1995**



 [@Coach_Sam_Shade](#)

Sam Shade begins his first season as the head football coach at Alabama A&M University.

Before coming to The Hill, Shade spent three seasons as the head coach at Miles College where he compiled an 18-15 overall record and a 15-7 mark inside the Southern Intercollegiate Athletic Conference (SIAC). In addition, his 2024 team won the conference title and reached the second round of the NCAA Division II playoffs, falling to top-ranked Valdosta State in the second round.

In 2023, the Golden Bears finished 7-3 overall, 6-2 in the SIAC. The season included the program's first win over Division I FCS opponent Alabama State and a 9.2 average margin of victory. It was a marked improvement over his first season in Fairfield, where Miles went 1-9 overall, 1-5 in the SIAC Western Division.

Shade came to Miles after spending two years as head football coach at Pinson Valley High School, where he won an Alabama High School Athletic Association Class 6A state championship in his first season in 2020.

Prior to coaching, Shade played eight years in the NFL for the Cincinnati Bengals (1995-98) and Washington Redskins (1999-02). He was the Bengals' leading tackler in 1997 while ranking second on the team in 1998, and then he led the Redskins in 1999.

During his NFL career, his defensive coordinators included

NFL Hall of Fame coach Dick LeBeau as well as Mike Nolan, Ray Rhodes and Marvin Lewis. In April 2000, Shade received the Redskins' Unsung Hero Award for commitment and community service involvement.


Shade played collegiately at Alabama, where he was a member of the Crimson Tide's 1992 national championship team and was named a team captain as a senior in 1994. He was selected by the Bengals in the fourth round of the 1995 NFL Draft.

Following his retirement from the NFL, Shade began his coaching career as a volunteer coach at Briarwood Christian School in Birmingham, Ala., from 2004-08 before spending eight years at Samford, coaching the secondary and special teams. He would then move to Georgia State, where he coached cornerback. His career would send him back to the NFL as an assistant special teams coach for the Cleveland Browns before returning home to coach at Pinson Valley.

Shade is a Birmingham native who attended Wenonah High School, where he was the recipient of the prestigious Bryant Jordan Scholar Athlete Award, given to the state's top student-athlete. He earned his bachelor's degree from Alabama in business administration and finance.

He and his wife Jacquetta have four children: sons Justin and Jacoby, and daughters Jaila and Jamya.

MEET ALABAMA A&M HEAD COACH SAM SHADE



SAM SHADE FILE

Born	June 14, 1973
Hometown	Birmingham, Alabama
High School	Birmingham Wenonah
Education	Alabama 1995
Degree	Bachelors of Science in Business Administration & Finance
Wife	Jacquetta Shade
Children	Justin, Jacoby, Jaila, Jamya Shade

PLAYING EXPERIENCE

1991-1994	University of Alabama
1995 NFL Draft	Round 4: Pick 102
1995-1998	Cincinnati Bengals
1999-2002	Washington Redskins

PLAYING ACCOMPLISHMENTS

1992	Alabama (National Champion)
1994	Alabama (Team Captain)
1994	Alabama (All-SEC Second Team)

COACHING EXPERIENCE

2004-2008	Briarwood Christian HS (Volunteer Coach)
2009-2015	Samford (Special Teams/Defensive Passing Game Coordinator)
2017	Georgia State (Cornerbacks)
2018	Cleveland Browns (Assistant Special Teams Coach)
2020-2021	Pinson Valley HS (Head Coach)
2022-2024	Miles College (Head Coach)
2025 - Present	Alabama A&M (Head Coach)

COACHING ACCOMPLISHMENTS

2020	Pinson Valley HS (Alabama State Champions)
2024	Miles College (SIAC Champions)

SHADE RECORD BY THE YEARS

Year	School	Overall	Region	Finish
2020	Pinson Valley HS	12-2	6-0	1st
2021	Pinson Valley HS	9-4	4-2	2nd
Pinson Valley HS		21-6	10-2	
Year	School	Overall	SIAC	Finish
2022	Shorter	1-9	1-5	5th (west)
Shorter		1-9	1-5	
2023	Miles	7-3	6-2	T-2nd
2024	Miles	10-3	8-0	1st
Miles		18-15	17-7	14-2
Overall		39-21	28-14	

SHADE VS. ALL-TIME OPPONENTS

Alabama State	1-2	Grambling State	0-0
Albany State	1-2	Jackson State	0-0
Alcorn State	1-0	Kentucky State	0-1
Allen	2-0	Lane	3-1
Arkansas	0-1	Mississippi Valley State	0-0
Arkansas-Pine Bluff	0-1	Morehouse	2-0
Benedict	1-2	Prairie View A&M	0-0
Bethune-Cookman	0-1	Tennessee State	1-0
Carson-Newman	1-0	Texas Southern	0-0
Central State	3-0	Tuskegee	2-1
Clark Atlanta	3-0	Valdosta State	0-2
Edward Waters	0-1	West Alabama	0-2
Florida A&M	0-0		



SHADE IN THE POSTSEASON

2020	vs. Arab (Alabama State Playoffs First Round)	W, 45-0
2020	vs. Shades Valley (Alabama State Playoffs Second Round)	W, 48-16
2020	vs. Oxford 2 (Alabama State Playoffs Quarterfinals)	W, 34-2
2020	vs. Mountain Brook (Alabama State Playoffs Semifinals)	W, 27-10
2020	vs. Spanish Fort (Alabama State Playoffs Championship)	W, 23-13
2021	vs. Muscle Shoals (Alabama State Playoffs First Round)	W, 28-21
2021	vs. Oxford (Alabama State Playoffs Second Round)	W, 20-0
2021	vs. Mountain Brook (Alabama State Playoffs Quarterfinals)	L, 30-0
2023	vs. Clark Atlanta (SIAC Championship)	W, 53-25
2023	vs. Carson-Newman (NCAA Division II First Round)	W, 14-13
2023	vs. #1 Valdosta State (NCAA Division II Second Round)	L, 33-17



A L A B A M A A & M F O O T B A L L

SAM SHADE
HEAD COACH



CHRIS SHELLING
ASSISTANT HEAD COACH
DEFENSIVE COORDINATOR
FIELD



DENNIS ALEXANDER
OFFENSIVE COORDINATOR
OFFENSIVE LINE
PRESS BOX



MARCO COLEMAN
DEFENSIVE LINE
FIELD



KENTON EVANS
QUARTERBACKS
FIELD



RONALD MCKINNON
LINEBACKERS
FIELD



JAMAAL FOBBS
RUNNING BACKS
FIELD



KENYATTA MCCOY
CORNERBACKS
PRESS BOX



ANTONIO CARTER
WIDE RECEIVERS
FIELD



AMOS JONES
SPECIAL TEAMS COORDINATOR
FIELD



LAWANN LATSON
TIGHT ENDS
FIELD



NATHAN JONES
ASSISTANT SPECIAL TEAMS
PRESS BOX



LARON WHITE
CHIEF OF STAFF
HIGH SCHOOL RELATIONS
FIELD



JASON MAI
SENIOR OFFENSIVE ASSISTANT
DIRECTOR OF FOOTBALL OPERATIONS
PRESS BOX

OFFENSIVE ANALYST -- MACKENZIE HOWARD (PRESS BOX)
DEFENSIVE ANALYST -- COREY THOMAS (PRESS BOX)
OFFENSIVE QUALITY CONTROL -- JASON STOVALL (FIELD)
DEFENSIVE QUALITY CONTROL -- WILLIAM SIMS (FIELD)
STUDENT ASSISTANT -- D'ANFERNEE MCGRUFF (PRESS BOX)
STUDENT ASSISTANT -- DWIGHT HARVEY (PRESS BOX)

▼ ALABAMA A&M VERSUS 2025 OPPONENTS

ARKANSAS [0-1]

Year	Date	AAMU	Opp.
2025	8/30	7	52

Arkansas Series Notes

Alabama A&M Points	7
Arkansas Points	52
Games Decided by 3 Points or Less	0-0
Games Decided by 7 Points or Less	0-0
Longest Winning Streak	None
Current Streak	Lost 1
Last 10 Games	0-1
Biggest Win	None
Biggest Loss	52-7 (2025)

ALCORN STATE [14-11]

Year	Date	AAMU	Opp.
1991		10	38
1998		21	12
1999	11/13	35	26
2000	11/11	27	20
2001	11/10	35	40
2002	11/16	37	20
2003	11/15	15	20
2004	11/13	27	21
2005	11/12	28	21
2006	11/11	35	26
2007	11/10	24	20
2008	10/17	20	13
2009	10/17	16	34
2010	11/6	24	42
2011 (V)	11/4	28	14
2012	10/13	20	21
2013 (V)	11/2	19	18
2014	11/8	14	41
2015	11/21	10	44
2016	10/8	19	42
2017	11/4	22	47
2018	10/13	26	25
2019	11/16	28	34
2021 - Spring	2/27	2	0 (F)
2025	9/6	41	31

Alcorn State Series Notes

Alabama A&M Points	630
Alcorn State Points	702
Games Decided by 3 Points or Less	3-1
Games Decided by 7 Points or Less	8-4
Longest Winning Streak	Won 5 (2004-08)
Current Streak	Won 2
Last 10 Games	4-6
Biggest Win	37-20 (2002)
Biggest Loss	44-10 (2014)

TENNESSEE STATE [9-15]

Year	Date	AAMU	Opp.
1973		21	54
1974		0	36
1975		7	21
1976		0	26
1977		10	23
1978		0	20
1983		28	40
1984		21	42
1985		14	24
1986		7	6
1987		27	9
1998		24	59

1999	10/2	15	36
2001	9/1	6	27
2002	10/12	25	21
2003	9/6	31	24
2004	9/4	7	42
2005	9/3	27	14
2006	9/2	27	20
2007	9/1	49	23
2008	8/30	13	34
2009	9/5	24	7
2010	9/4	14	27
2025	9/13	23	21

Tennessee State Series Notes

Alabama A&M Points	420
Tennessee State Points	656
Games Decided by 3 Points or Less	2-0
Games Decided by 7 Points or Less	4-0
Longest Winning Streak	Won 3 (2005-07)
Current Streak	Won 1
Last 10 Games	7-3
Biggest Win	49-23 (2007)
Biggest Loss	42-7 (2004)

LANE [6-0-1]

Year	Date	AAMU	Opp.
1948		13	13
1954		18	12
1962		26	0
1988		17	0
1989		69	15
2023	9/9	51	13
2025	9/20	49	7

Lane Series Notes

Alabama A&M Points	243
Lane Points	60
Games Decided by 3 Points or Less	0-0
Games Decided by 7 Points or Less	1-0
Longest Winning Streak	Won 5 (1954-2023)
Current Streak	Won 6
Last 10 Games	6-0-1
Biggest Win	69-15 (1989)
Biggest Loss	None

BETHUNE-COOKMAN [7-13-1]

Year	Date	AAMU	Opp.
1940	12/1	0	0
1965	10/23	8	22
1966	10/22	22	13
1967	10/21	20	29
1968	10/26	35	42
1969	10/25	15	34
1970	10/31	24	29
1971	9/30	0	43
1972	11/4	47	22
1973	9/29	6	12
1974	10/5	14	46
1975	10/4	0	48
1976	10/2	21	34
1977		7	32
1978	9/29	19	9
1979	9/29	12	0
2021 - Fall	9/16	30	27
2022	10/1	35	27
2023	11/11	14	31
2024	10/12	56	12
2025	9/28	34	41

▼ 2025 SEASON TRENDS

Overall	3-2
Home	2-0
Away	1-2
Neutral	0-0
SWAC	0-1
Non-Conference	3-1
Current overall streak	Lost 1
Current home streak	Won 2
Current conference streak	---
Current road streak	Lost 1
Current neutral site streak	---
Last win	49-7 vs. Lane (9/20)
Last loss	41-34 at Bethune-Cookman (9/27)
Day game (before 6 p.m.)	1-2
Night game (after 6 p.m.)	2-0
Won Coin Toss	1-0
Loss Coin Toss	2-2
ESPN	0-0
ESPN2	0-0
ESPN+	1-0
SEC Network	0-1
HBCU 60	1-0
SWAC TV	1-1
August	0-1
September	3-1
October	0-0
November	0-0
December	0-0
vs. FCS Top-25 teams	0-0
vs. FCS non-ranked teams	2-1
vs. FBS	0-1
vs. Non-Division I teams	1-0
On artificial turf	3-1
On natural grass	0-1
Scoring first	3-1
Opponent scores first	0-1
Leading after first quarter	3-1
Trailing after first quarter	0-1
Tied after first quarter	0-0
Leading at halftime	2-0
Trailing at halftime	1-2
Tied at halftime	0-0
Leading after third quarter	3-0
Trailing after third quarter	0-2
Tied after third quarter	0-0
Overtime	0-0
Scoring 0-14 points	0-1
Scoring 15-27 points	1-0
Scoring 28-39 points	0-1
Scoring 40+ points	2-0
Allowing 0-14 points	1-0
Allowing 15-27 points	1-0
Allowing 28-39 points	1-0
Allowing 40+ points	0-2
With 100-yard rusher	0-0
Allow 100-yard rusher	2-0
With 300-yard passer	1-1
Allow 300-yard passer	0-1
Outgain opponent	3-0
Total offense 300-399 yards	0-0
Allow 300-399 yards total offense	3-1
Total offense 400+ yards	2-1
Allow 400+ yards total offense	0-2
No turnovers	2-0
Less than three turnovers	1-1
Three or more turnovers	0-0
No takeaways	0-0
Three or more takeaways	1-0
Commit fewer turnovers	3-1
Equal turnovers	0-0
Commit more turnovers	0-0
Control time of possession	0-1
Opponent controls time of possession	3-1
Games decided by 1-8 points	1-1
Games decided by 9-16 points	1-0
Games decided by 17-24 points	0-0
Games decided by 25+ points	1-1

▼ ALABAMA A&M VERSUS 2025 OPPONENTS

Bethune-Cookman Series Notes

Alabama A&M Points	419
Bethune-Cookman Points	553
Games Decided by 3 Points or Less	1-0
Games Decided by 7 Points or Less	1-3
Longest Winning Streak	Won 4 (1978-2022)
Current Streak	Lost 1
Last 10 Games	5-5
Biggest Win	56-12 (2024)
Biggest Loss	48-0 (1975)

JACKSON STATE [12-18]

Year	Date	AAMU	Opp.
1948		12	6
1971		20	41
1994		24	34
1995		21	20
1999	10/23	18	28
2000	11/4	28	34
2001	9/29	14	26
2002	11/9	11	13
2003	11/8	49	14
2004	11/6	22	6
2005	11/5	52	6
2006	11/4	34	21
2007 (OT)	11/3	40	43
2008	11/14	21	37
2009	11/14	13	5
2010	10/9	14	30
2011	11/12	6	34
2012	11/10	21	35
2013	11/9	20	26
2014 (V)	11/1	25	14
2015 (V)	10/17	28	22
2016	11/12	27	20
2017	11/11	7	10
2018	9/29	21	16
2019	11/9	48	43
2021 - Spring	4/10	52	43
2021 - Fall	10/9	15	61
2022	11/12	13	27
2023	10/7	30	45
2024	10/5	38	45

Jackson State Series Notes

Alabama A&M Points	717
Jackson State Points	805
Games Decided by 3 Points or Less	0-4
Games Decided by 7 Points or Less	6-6
Longest Winning Streak	Won 4 (2003-06)
Current Streak	Lost 4
Last 10 Games	5-5
Biggest Win	52-6 (2005)
Biggest Loss	61-15 (2021)

MISSISSIPPI VALLEY STATE [26-10]

Year	Date	AAMU	Opp.
1971		7	8
1972		6	7
1973		41	14
1974		15	16
1981		35	13
1982		6	7
1985		19	32
1986		21	42
1987		27	0
1997		23	8



1998		20	12
1999	9/18	26	19
2000	9/30	26	12
2001	11/23	40	22
2002	10/19	24	13
2003	9/20	37	0
2004	9/18	30	20
2005	9/17	27	13
2006	9/16	20	23
2007	9/15	45	14
2008	11/21	58	23
2009	11/21	17	12
2010	11/13	21	7
2011 (V)	10/8	37	14
2012 (V)	10/6	35	0
2013	10/5	9	28
2014 (V)	9/27	42	20
2015 (OT)	11/7	24	27
2016	9/10	35	16
2017	10/14	49	14
2018	11/17	42	14
2019	11/23	30	13
2021 - Fall	11/6	42	14
2022	11/3	20	30
2023	11/16	30	21
2024	11/23	48	35

Mississippi Valley State Series Notes

Alabama A&M Points	1,034
Mississippi Valley State Points	583
Games Decided by 3 Points or Less	0-6
Games Decided by 7 Points or Less	2-6
Longest Winning Streak	Won 10 (1987-2005)
Current Streak	Won 2
Last 10 Games	8-2
Biggest Win	58-23 (2008)
Biggest Loss	42-21 (1986)

ALABAMA STATE [43-37-3]

Year	Date	AAMU	Opp.
1940		6	24
1941		13	21
1942		20	6
1945		7	20
1946		14	15
1947		6	12
1948		14	6

1949		13	13
1950		12	16
1951		27	6
1952		38	13
1953		13	7
1954		7	23
1955		13	6
1956		0	0
1957		7	13
1958		8	20
1959		0	22
1960		22	20
1961		32	12
1962		54	6
1963		32	14
1964		30	0
1965		34	0
1966		36	19
1967		7	13
1968		2	27
1969		6	26
1970		26	18
1971		6	12
1972		8	7
1973		10	7
1974		14	7
1975		29	22
1976		17	15
1977		7	14
1978		22	7
1979		14	17
1980		17	20
1981		13	3
1982		13	13
1983		27	14
1984		28	12
1985		7	6
1986		29	17
1987		14	17
1988		0	7
1989		17	10
1990		20	24
1991		13	59
1992		11	14
1993		0	7
1994		0	26
1995		20	37

2025 ALABAMA A&M FOOTBALL

▼ ALABAMA A&M VERSUS 2025 OPPONENTS

1996		20	3
1997		13	20
1998		28	34
1999	10/30	15	10
2000	10/28	34	27
2001	10/27	0	35
2002	10/26	23	20
2003	10/25	20	17
2004	10/30	20	24
2005	10/29	31	28
2006	10/28	21	13
2007	10/27	13	9
2008	10/24	17	16
2009	10/31	21	7
2010	10/30	10	33
2011	10/29	20	19
2012	10/27	13	31
2013	10/26	7	31
2014	10/25	37	36
2015	10/31	20	35
2016	10/29	42	41
2017	10/28	16	21
2018	10/27	27	10
2019 (3OT)	10/26	43	41
2021 - Spring	4/17	38	14
2021 - Fall	10/30	42	28
2022	10/29	17	24
2023	10/28	16	31
2024	10/26	19	27

Alabama State Series Notes

Alabama A&M Points	1,498
Alabama State Points	1,477
Games Decided by 3 Points or Less	13-4
Games Decided by 7 Points or Less	21-19
Longest Winning Streak	Won 7 (1960-66)
Current Streak	Lost 3
Last 10 Games	5-5
Biggest Win	54-6 (1962)
Biggest Loss	59-13 (1991)

GRAMBLING STATE [9-22]

Year	Date	AAMU	Opp.
1989		22	34
1990		20	27
1998		14	13
1999	9/11	31	36
2000	9/16	14	17
2000	12/2	6	14
2001	9/8	7	30
2002	9/14	13	23
2002	12/14	19	31
2003	9/13	14	45
2004	9/11	21	9
2005	9/10	0	44
2005	12/10	6	45
2006 (OT)	9/9	30	27
2007	9/22	6	31
2008	10/10	9	27
2009	10/10	20	41
2010	10/2	22	25
2011 (V)	9/24	20	14
2011	12/10	15	16
2012 (V)	9/29	38	17
2013 (V)	8/31	23	9
2014	10/4	28	38
2015	10/10	14	37
2016	11/5	17	56

2018	11/10	16	29
2019	10/12	10	23
2021 - Fall	10/2	28	37
2022 (2OT)	10/8	37	31
2023	10/14	45	24
2024	11/14	22	16

Grambling State Series Notes

Alabama A&M Points	584
Grambling State Points	866
Games Decided by 3 Points or Less	2-30
Games Decided by 7 Points or Less	4-5
Longest Winning Streak	Won 3 (2022-24)
Current Streak	Won 3
Last 10 Games	4-6
Biggest Win	45-24 (2023)
Biggest Loss	44-0 (2005)

PRAIRIE VIEW A&M [8-10]

Year	Date	AAMU	Opp.
1999	9/25	27	3
2000	9/23	49	10
2002	9/21	15	12
2003	9/27	50	10
2004	11/20	42	6
2005	11/19	31	16
2006	11/18	7	13
2007	11/17	20	30
2008	11/7	21	37
2009	11/7	27	33
2009	12/12	24	30
2010	11/20	14	35
2011 (V)	11/19	17	15
2012 (V)	9/15	42	30
2013	9/21	26	28
2014	11/15	35	38
2015	9/19	49	53
2016	9/17	20	41

Prairie View A&M Series Notes

Alabama A&M Points	516
Prairie View A&M Points	440
Games Decided by 3 Points or Less	2-2
Games Decided by 7 Points or Less	2-6
Longest Winning Streak	Won 6 (1999-2005)
Current Streak	Lost 10
Last 10 Games	0-10
Biggest Win	50-10 (2003)
Biggest Loss	41-20 (2016)

FLORIDA A&M [2-12]

Year	Date	AAMU	Opp.
1965		14	28
1967		36	45
1969		14	42
1970		16	34
1971		14	13
1974		12	37
1976		14	53
1977		7	12
1978		0	42
1979		19	14
2021 - Fall	10/16	31	35
2022	9/24	25	38
2023	11/4	28	42
2024	11/29	20	28

Florida A&M Series Notes

Alabama A&M Points	250
Florida A&M Points	463
Games Decided by 3 Points or Less	1-0
Games Decided by 7 Points or Less	2-2
Longest Winning Streak	Won 1
Current Streak	Lost 4
Last 10 Games	2-8
Biggest Win	19-14 (1979)
Biggest Loss	53-14 (1976)

TEXAS SOUTHERN [15-4]

Year	Date	AAMU	Opp.
2001	9/22	24	10
2002	9/28	21	14
2003	10/4	63	0
2004	10/2	22	3
2005	10/1	7	17
2006	9/23	19	14
2007	9/29	48	24
2010	9/18	9	32
2011 (V)	10/13	24	21
2012 (V)	9/22	42	13
2013 (V)	9/28	12	10
2014	9/20	23	45
2015 (V)	11/28	38	7
2016	10/1	31	34
2017	9/23	30	13
2018	10/6	42	21
2019	10/5	35	28
2021 - Fall	11/13	52	49
2022	11/19	24	20

Texas Southern Series Notes

Alabama A&M Points	566
Texas Southern Points	375
Games Decided by 3 Points or Less	3-1
Games Decided by 7 Points or Less	7-1
Longest Winning Streak	Won 5 (2017-22)
Current Streak	Won 5
Last 10 Games	7-3
Biggest Win	63-0 (2003)
Biggest Loss	45-23 (2014)

2025 ALABAMA A&M FOOTBALL

▼ THE LAST TIME ALABAMA A&M AS A TEAM ...

All Games

Scored 40 or more points	49 vs. Lane College [9.20.25]
Scored 50 or more points	52 at Arkansas-Pine Bluff [11.9.24]
Scored 60 or more points	63 vs. Central State [9.28.19]
Returned a punt return for a touchdown	vs. Lane [9.9.23]
Returned a kickoff for a touchdown	N/A
Returned an interception for a touchdown	6 yards vs. Alabama State [10.29.22]
Returned a fumble for a touchdown	79 yards at Florida A&M [10.16.21]
Returned a blocked punt for a touchdown	N/A
Scored on offensive 2-point conversion	vs. Grambling State [11.14.24]
Scored on defensive 2-point conversion	vs. Lane [09.09.23]
Failed offensive 2-point conversion attempt	at Mississippi Valley State [11.03.22]
Scored on a safety	vs. Lane College [9.20.25]
Scored on two safeties	vs. Lane College [9.20.25]
Blocked a punt	N/A
Blocked a field goal	N/A
Blocked an extra point	vs. Bethune-Cookman [10.12.24]
Allowed an extra point blocked	N/A
Allowed a punt blocked	at Auburn [8.31.24]
Allowed a punt blocked for touchdown	at Auburn [8.31.24]
Allowed a field goal blocked	vs. Georgetown [9.14.24]
Allowed a field goal blocked for touchdown	vs. Alabama State [10.26.24]
Allowed an extra point blocked	vs. Mississippi Valley State [11.16.23]
Allowed 40 or more points	41 at Bethune-Cookman [9.27.25]
Allowed 50 or more points	52 at Arkansas [8.30.25]
Allowed 60 or more points	61 vs. Jackson State [10.9.21]
Allowed 70 or more points	73 at Auburn [8.31.24]
Allowed a two-point conversion	vs. Florida A&M [11.04.23]
Allowed a safety	at Vanderbilt [09.02.23]
Allowed a punt return for a touchdown	at Austin Peay [09.21.24]
Allowed a kickoff return for a touchdown	vs. Jackson State [10.05.24]
Allowed interception return for touchdown	at Arkansas-Pine Bluff [11.9.24]
Allowed fumble return for touchdown	vs. Grambling State [11.14.24]
Was held to 10 or fewer points	7 at Arkansas [8.30.25]
Was held to 7 or fewer points	3 at Auburn [8.31.24]
Was shut out	0 at UAB [9.1.22]
Was shut out by SWAC opponent	0 at Grambling State [9.10.05]
Was shut out in a half	Second Half at Arkansas [8.30.25]
Held an opponent to 10 or fewer points	7 vs. Lane College [9.20.25]
Held an opponent to 7 or fewer points	7 vs. Lane College [9.20.25]
Shut out an opponent	[37-0] vs. Miles [9.1.18]
Held opponent scoreless at home	[37-0] vs. Miles [9.1.18]
Shut out a conference opponent at home	(50-0) vs. Arkansas-Pine Bluff [11.22.03]
Shut out by an opponent	(59-0) 0 at UAB [9.1.22]
Shut out by an opponent at home	---
Shut out an opponent in a half	First Half vs. Lane College [9.20.25]
Shut out by a conference opponent	(44-0) at Grambling State [9.10.05]
Shut out by a conference opponent at home	---
Shut out by a conference opponent on the road	(44-0) at Grambling State [9.10.05]
Back-to-back shut outs	at Vanderbilt; at South Alabama [2017]
Overtime game	vs. Grambling State, win, 37-31, 2OT [10.8.22]
Come-from-behind win (trailing the 4th Q)	vs. Texas Southern, [20-3], won 24-23 [11.19.22]

Total Offense

Had 400 yards or more total offense	480 at Bethune-Cookman [9.27.25]
Had 500 yards or more total offense	508 at Mississippi Valley State [11.23.24]
Had 600 yards or more total offense	659 vs. Kentucky State [9.7.24]
Had 700 yards or more total offense	701 vs. Bethune-Cookman [10.12.24]
Consecutive games with 500-plus yards of offense	515 vs. Georgetown; 659 vs. Kentucky State [2024]

Was held to 300 or fewer yards total offense	235 at Arkansas [8.30.25]
Was held to 200 or fewer yards total offense	172 at South Alabama [9.16.17]
Opponent held to under 200 total yards	155 vs. Lane College [9.20.25]
Opponent had 400 yards or more total offense	481 at Mississippi Valley State [11.23.24]
Opponent had 500 yards or more total offense	516 at Bethune-Cookman [9.27.25]
Opponent had 600 yards or more total offense	628 at Auburn [8.31.24]

Rushing Yards

Had a 100-yard rusher	105 at Mississippi Valley State [11.23.24]
Had a 200-yard rusher	207 vs. Mississippi Valley State [11.16.23]
Had 200 or more rushing yards	212 at Mississippi Valley State [11.23.24]
Had 300 or more rushing yards	356 at Arkansas-Pine Bluff [11.9.24]
Had 2 rushers with 100-yards	148 & 114 at Arkansas-Pine Bluff [11.9.24]
Was held to 100 or fewer rushing yards	69 at Arkansas [8.30.25]
Was held to 50 or fewer rushing yards	36 at Auburn [8.31.24]
Opponent held to under 50 rushing yards	45 vs. Mississippi Valley State [11.16.23]
Opponent held to under 100 rushing yards	82 vs. Lane College [9.20.25]
Opponent had 300 or more rushing yards	451 at Auburn [11.19.16]
Had 3 or more rushing touchdowns	3 vs. Alcorn State [9.6.25]
Had 4 or more rushing touchdowns	4 vs. Lane College [9.20.25]
Had 5 or more rushing touchdowns	5 at Arkansas-Pine Bluff [11.9.24]
Had 6 or more rushing touchdowns	7 vs. Bethune-Cookman [10.12.24]
Had 50 or more rushes	50 vs. Bethune-Cookman [10.12.24]
Had 60 or more rushes	65 at Arkansas-Pine Bluff [11.9.24]
Was held without a rushing touchdown	at Tennessee State [9.13.25]
Allowed 3 or more rushing touchdowns	4 at Bethune-Cookman [9.27.25]
Allowed 5 or more rushing touchdowns	5 vs. Austin Peay [09.21.24]
Was held without a rushing touchdown in consec. games	at Cincinnati [09.15.18] and North Alabama [09.04.18]
Did not allow a rushing touchdown	0 vs. Lane College [9.20.25]

Passing Yards

Had 250 or more passing yards	260 vs. Alcorn State [9.6.25]
Had 300 or more passing yards	355 at Bethune-Cookman [9.27.25]
Had 400 or more passing yards	470 vs. Arkansas-Pine Bluff [11.20.21]
Had 40 or more pass attempts	41 at Bethune-Cookman [9.27.25]
Had 50 or more pass attempts	52 at Texas Southern [11.13.21]
Had 60 or more pass attempts	62 at Grambling State [10.02.21]
Had more than 25 pass completions	27 at Bethune-Cookman [9.27.25]
Was held to 150 or fewer passing yards	134 at Cincinnati [09.15.18]
Had 3 or more passing touchdowns	3 at Bethune-Cookman [9.27.25]
Had 4 or more passing touchdowns	4 vs. Alabama State [10.30.21]
Had 5 or more passing touchdowns	5 at Mississippi Valley State [11.23.24]
Had 6 or more passing touchdowns	6 vs. Arkansas-Pine Bluff [11.20.21]
Was held without a passing touchdown	at Arkansas [8.30.25]
Was held without a passing touchdown in consec. games	at Vanderbilt [09.09.17] and at South Alabama [09.16.17]
Opponent held to under 50 yards passing	35 vs. Miles [09.01.18]
Allowed 50 or fewer passing yards	48 at Georgia Tech [11.23.13]
Allowed 100 or fewer passing yards	73 vs. Lane College [9.20.25]
Allowed 150 or fewer passing yards	107 vs. Bethune-Cookman [10.12.24]
Allowed 200 or fewer passing yards	157 at Tennessee State [9.13.25]
Did not allow a passing touchdown	0 vs. Lane College [9.20.25]
Allowed 4 or more passing touchdowns	4 at Vanderbilt [09.09.17]
Allowed 5 or more passing touchdowns	7 at Arkansas [8.30.25]

Receiving Yards

Had 100-yard receiver	156 at Bethune-Cookman [9.27.25]
Had two 100-yard receivers	156 & 102 at Bethune-Cookman [9.27.25]
Had a player catch 2 touchdowns - same game	2 at Bethune-Cookman [9.27.25]
Had eight-plus players catch passes	12 at Bethune-Cookman [9.27.25]

First Downs

Had 25 or more first downs	27 at Mississippi Valley State [11.23.24]
Had 30 or more first downs	30 vs. Bethune-Cookman [10.12.24]
Had 35 or more first downs	35 at Texas Southern [11.13.21]
Had 15 or fewer first downs	12 at Arkansas [8.30.25]
Had 10 or fewer first downs	8 at Cincinnati [09.15.18]
Allowed 20 or more first downs	21 at Austin Peay [09.21.24]
Allowed 25 or more first downs	25 at Bethune-Cookman [9.27.25]
Allowed 15 or fewer first downs	11 vs. Lane College [9.20.25]
Allowed 10 or fewer first downs	10 vs. Bethune-Cookman [10.14.24]

Total Defense

Did not commit a turnover	0 at Tennessee State [9.13.25]
Did not force an interception	vs. Southern [11.2.24]
Committed four-plus turnovers	vs. Alabama State [10.26.24]
Intercepted three passes	3 at Mississippi Valley State [11.23.24]
Opponent Intercepted 3+ passes	4 at Grambling State [10.02.21]
Forced three-plus turnovers	7 vs. Lane College [9.20.25]
Intercepted four-plus passes	N/A
Recovered three-plus fumbles	7 vs. Lane College [9.20.25]
Forced five turnovers	N/A
Had 3 or more sacks	4 at Austin Peay [09.21.24]
Did not record at least 1 sack	at Mississippi Valley State [11.23.24]

Special Teams

Had 7 or more punts in a game	9 at Arkansas [8.30.25]
Had a punt of 50 yards or more	51 vs. Lane College [9.20.25]
Had 3 or more punts inside the 20	3 vs. Lane College [9.20.25]
Opponent had 7 or more punts in a game	7 vs. Bethune-Cookman [10.12.24]
Opponent had a punt of 50 yards or more	56 at Arkansas [8.30.25]
Opponent had 3 or more punts inside the 20	4 at Tennessee State

Miscellaneous

Had 100 penalty yards	114 vs. Alcorn State [9.6.25]
Had fewer than 100 penalty yards	50 at Bethune-Cookman [9.27.25]
Had 10 or more penalties	10 vs. Alcorn State [9.6.25]
Had 4 or fewer penalties	4 at Bethune-Cookman [9.27.25]
Opponent had 4 or fewer penalties	4 at Tennessee State [9.13.25]
Opponent had fewer than 50 penalty yards	40 vs. Lane College [9.20.25]
Had more than 75 total plays	78 vs. Grambling State [11.14.24]
Had more than 85 total plays	86 at Arkansas-Pine Bluff [11.9.24]
Scored 21+ points in a quarter	21 (third quarter) vs. Lane College [9.20.25]
Scored 28+ points in a quarter	28 (second quarter) at Arkansas-Pine Bluff [11.9.24]
Scored 28+ points in a half	35 (first half) at Arkansas-Pine Bluff [11.9.24]
Scored 30+ points in a quarter	30 (second quarter) vs. Tuskegee [09.30.23]
Opponent scored 21+ points in a quarter	21 (second quarter) at Arkansas [8.30.25]
Opponent scored 28+ points in a quarter	28 (first quarter) at Auburn [08.31.24]
Opponent scored 28+ points in a half	52 (first half) at Auburn [08.31.24]
Played in an overtime game	vs. Mississippi Valley State [11.07.15]
Played a two-overtime game	vs. Grambling State [10.08.22]
Had 35:00 or more time of possession	36:39 vs. Grambling State [11.14.24]
Had 40:00 or more time of possession	41:34 at Auburn [8.31.24]
Had 45:00 or more time of possession	45:47 vs. Arkansas-Pine Bluff [11.20.21]
Had 25:00 or less of time of possession	24:14 vs. Southern [09.22.18]

2025 ALABAMA A&M FOOTBALL GAME NOTES

GAME ONE

ALABAMA A&M	7	0	0	0	-	7
ARKANSAS	10	21	14	7	-	52

Aug. 30 | Razorback Stadium | Fayetteville, Arkansas | 3:20 p.m. | Att. 70,827



TEAM STATISTICS

	AAMU	ARK
FIRST DOWNS		
Total	12	29
Rushing	5	10
Passing	7	17
Penalty	0	2
RUSHING		
Total (Net)	69	194
Attempts	26	40
Avg. Per Rush	2.7	4.9
Rushing TDs	1	0
Yds. Gained	105	226
Yds. Lost	36	32
PASSING		
Total (Net)	166	358
Comp.-Att.-Int.	15-29-0	26-36-0
Avg. / Att.	5.7	9.9
Avg. / Comp.	11.1	13.8
TDs	0	7
TOTAL OFFENSE		
Yards	235	552
Plays	55	76
Avg. / Play	4.3	7.3
Fumbles - Lost	3-2	1-0
Penalties - Yds.	7-42	3-20
PUNTING		
Punts - Yds.	9-402	4-182
Avg. / Punt	44.7	45.5
Inside 20	1	2
50+ Yds.	1	1
Touchbacks	1	0
Fair Catch	2	1
KICKOFFS		
Total - Yds.	2-124	9-531
Avg. Yds. / Kickoff	62.0	59.0
Touchbacks	0	6
RETURNS		
Punt: Total - Yds. - TDs	1-5-0	5-28-0
Punt: Avg. / Return	5.0	5.6
Kickoff: Total - Yds. - TDs	3-53-0	2-53-0
Kickoff: Avg. / Return	17.7	26.5
INT: Total - Yds. - TDs	0-0-0	0-0-0
Fumble: Total - Yds. - TDs	0-0-0	0-0-0
MISCELLANEOUS		
Misc. Yards	0	0
Poss. Time	26:21	33:39
3rd. Down Conv.	1 of 12	9 of 14
4th. Down Conversions	0 of 0	0 of 0
Red-Zone: Scores - Chances	1-1	5-5
Sacks: Total - Yds.	2-12	2-14
PAT: Total - Made	1-1	7-7
2PT Conversion: Total - Made	0-0	0-0
Field Goals: Total - Made	0-0	1-1

Game Notes

• Alabama A&M and Arkansas met for the first time

• The Bulldogs fell to 0-1 all-time against the Razorbacks

• Saturday's game mark the debut of AAMU head coach Sam Shade

• Arkansas improved to 107-21-4 all-time in home openers

• The Bulldogs fell to 0-6 all-time against SEC opponents

• Saturday's game mark the third consecutive season Alabama A&M faced an SEC opponent to open the season (Vanderbilt - 2023; Auburn - 2024; Arkansas - 2025)

• AAMU scored on a touchdown on its opening drive, the first over an SEC opponent on the first series

• Alabama A&M played two quarterbacks - Cornelious Brown IV (started) and Eric Handley

• Arkansas played three quarterbacks - Taylen Green (started), KJ Jackson and Trevor Jackson

BULLDOGS FIGHT HARD IN ROAD LOSS TO ARKANSAS

FAYETTEVILLE, Ark. | The Alabama A&M University football team scored on its opening drive of the game, but could not get much going offensively afterwards as Arkansas pulled away over the final three quarters for a 52-7 victory on Saturday afternoon from Donald W. Reynolds Razorback Stadium.

Arkansas (1-0) took the opening kickoff and marched 73 yards in nine plays as Taylen Green connected with CJ Brown for a 16-yard touchdown, giving the Razorbacks a 7-0 lead with 10:03 remaining in the opening quarter.

Despite the opening score by the Hogs, Alabama A&M responded with a 7-play, 75-yard drive to tie the game at 7 with 6:28 left in the first.

AAMU quarterback Cornelious Brown IV went 4-for-4 on the opening drive, including an 11-yard pass to Franck Pierre, 26 yards to Travaunta Abner and a 13-yard completion to Jordan Chambers-Smith. The Bulldogs (0-1) capped the nearly four-minute drive when Maurice Edwards IV scored on 4-yard touchdown run.

Arkansas answered on its next drive as the Hogs pushed the ball deep into AAMU territory before back-to-back sacks by Kylon Robinson and Wyatt Wright forced the Razorbacks into a field goal attempt as Scott Starzyk's 53-yard kick was good, giving the Hogs a 10-7 advantage with 3:37 remaining.

After an Alabama A&M punt, the Razorbacks went back to work, converting a third-and-long right before the end of the first quarter and Green found a wide-open Raylen Sharpe for 35 yards, capping a 9-play, 75-yard drive as Arkansas stretched its lead to 17-7 with 13:41 left in the second.

The Razorbacks added to the lead late in the first half as Green found Jalen Brown for a 5-yard touchdown pass, capping a 6-play, 65-yard drive in pushing the advantage to 24-7 with 2:12 remaining.

Arkansas put the final touches on the first half by driving 59 yards in less than a minute as Green connected with O'Mega Blake for a 6-yard score, extending the lead to 31-6 with six seconds left.

The Razorbacks put the game out of reach early in the third quarter as Green found Brown for a 14-yard touchdown strike, pushing the Hogs lead to 38-7, with just over 11 minutes to play in the third.

Arkansas added another touchdown with just under three minutes left in the quarter as Green found Andreas Paaske for a 5-yard score, capping a 12-play, 65-yard drive in stretching the advantage to 45-7.

The Razorbacks found the endzone again, this time backup quarterback KJ Jackson found Mike Washington 27 yards for the score, pushing the lead to 52-7 with 13:51 remaining.

SCORING SUMMARY

Team	Qrt/Time	Scoring Play	Conversion	Plays-Yds.-TOP	Score
ARK	1st/10:03	Brown 16 yd from Green	Starzyk kick	9-73-4:51	0-7
AAMU	1st/6:28	Edwards 6 yd run	Barbosa kick	7-75-3:35	7-7
ARK	1st/3:37	Starzyk 53-yd FG	---	6-33-2:45	7-10
ARK	2nd/13:41	Sharpe 35 yd from Green	Starzyk kick	9-75-2:55	7-17
ARK	2nd/2:12	Brown 5 yd from Green	Starzyk kick	6-65-2:20	7-24
ARK	2nd/00:06	Blake 6 yd from Green	Starzyk kick	6-59-0:59	7-31
ARK	3rd/11:07	Brown 14 yd from Green	Starzyk kick	6-66-3:08	7-38
ARK	3rd/2:53	Paaske 5 yd from Green	Starzyk kick	12-65-6:08	7-45
ARK	4th/13:51	Washington 27 yd from Jackson	Starzyk kick	3-61-0:54	7-52

STATISTICAL LEADERS

Alabama A&M

Rushing	Att.	Yds.	Lg.	Avg.	
Dixon	5	37	11	7.4	
Nkokenkwo	8	34	20	4.3	
Edwards	6	30	7	5.0	
Brown	2	-4	2	-2.0	
Morrow	3	-8	0	-2.7	
Handley	2	-20	0	-10.0	
Passing	C-A-I	Yds.	TD	Lg.	Sack
Brown	9-19-0	130	0	26	1
Handley	6-10-0	36	0	18	1
Receiving	Att.	Yds.	TD	Lg.	
Abner	3	49	0	26	
Chambers-Smith	2	31	0	18	
Payne	2	20	0	18	
Morrow	1	18	0	18	
Walker	1	15	0	15	
Davis	2	12	0	8	
Pierre	1	11	0	11	
Nkokenkwo	1	5	0	5	
Craig	1	4	0	4	
Dixon	1	1	0	1	

Arkansas

Rushing	Att.	Yds.	Lg.	Avg.	
Washington	9	79	30	8.8	
Russell	11	41	7	3.7	
Green	9	41	26	4.6	
Jackson	2	15	10	7.5	
Hill	3	13	7	4.3	
Green	3	11	12	3.7	
Settles	1	5	5	5.0	
TEAM	2	-11	0	-5.5	
Passing	C-A-I	Yds.	TD	Lg.	Sack
Green	24-31-0	322	6	35	2
Jackson	2-4-0	36	1	27	0
Jackson	0-1-0	0	0	0	0
Receiving	Att.	Yds.	TD	Lg.	
Blake	7	121	1	29	
Brown	4	49	2	16	
Brown	3	44	1	29	
Sharpe	3	41	1	35	
Harrison	1	29	0	29	
Washington	2	26	1	27	
Shanks	3	19	0	11	
Platt	1	15	0	15	
Johnson	1	9	0	9	

GAME TWO

ALCORN STATE	14	3	7	7	-	31
ALABAMA A&M	21	7	7	6	-	41

Sept. 6 | Louis Crews Stadium | Huntsville, Alabama | 6:00 p.m. | Att. 15,147



TEAM STATISTICS

	ASU	AAMU
FIRST DOWNS		
Total	20	23
Rushing	6	7
Passing	9	13
Penalty	5	3
RUSHING		
Total (Net)	186	192
Attempts	33	36
Avg. Per Rush	5.6	5.3
Rushing TDs	3	3
Yds. Gained	211	193
Yds. Lost	25	1
PASSING		
Total (Net)	168	260
Comp.-Att.-Int.	23-33-0	25-34-0
Avg. / Att.	5.1	7.6
Avg. / Comp.	7.3	10.4
TDs	1	3
TOTAL OFFENSE		
Yards	354	452
Plays	66	70
Avg. / Play	5.4	6.5
Fumbles - Lost	1-1	1-1
Penalties - Yds.	9-70	10-114
PUNTING		
Punts - Yds.	3-138	5-225
Avg. / Punt	46	45
Inside 20	0	1
50+ Yds.	0	1
Touchbacks	1	2
Fair Catch	1	0
KICKOFFS		
Total - Yds.	6-388	7-371
Avg. Yds. / Kickoff	64.7	53.0
Touchbacks	4	0
RETURNS		
Punt: Total - Yds. - TDs	2-5-0	0-0-0
Punt: Avg. / Return	2.5	0
Kickoff: Total - Yds. - TDs	5-115-0	2-41-0
Kickoff: Avg. / Return	23.0	20.5
INT: Total - Yds. - TDs	0-0-0	0-0-0
Fumble: Total - Yds. - TDs	0-0-0	0-0-0
MISCELLANEOUS		
Misc. Yards	0	0
Poss. Time	30:55	29:05
3rd. Down Conv.	4 of 12	8 of 14
4th. Down Conversions	1 of 3	0 of 0
Red-Zone: Scores - Chances	4-5	6-6
Sacks: Total - Yds.	0-0	1-11
PAT: Total - Made	4-4	5-5
2PT Conversion: Total - Made	0-0	0-1
Field Goals: Total - Made	1-2	0-0

► Game Notes

• Alabama A&M and Alcorn State met for the 25th time

• The Bulldogs improved to 14-11 all-time versus the Braves

• AAMU is now 11-4 all-time in the Louis Crews Classic

• Saturday's attendance was 15,147 at Louis Crews Stadium

• Alabama A&M has now won two straight over Alcorn State, dating back to the Spring of 2021

• The Bulldogs were a perfect 6-of-6 in red-zone chances

• Both teams turned the ball over once, with AAMU cashing in for seven points

BROWN'S BIG NIGHT HELPS AAMU OUTLAST ALCORN STATE

THE HILL | Cornelious Brown IV had a huge night, scoring five total touchdowns as the Alabama A&M University football team outlasted Alcorn State, 41-31, in the 15th Annual Louis Crews Classic on Saturday night inside Louis Crews Stadium.

Brown was 25 of 34 passing for 260 yards and three touchdowns through the air, while adding seven carries for 69 yards and a pair of scores.

Alabama A&M (1-1) saw its opening drive stall and was forced to punt. On the 45-yard punt by Robert Cole, Kaden Dixon forced a fumble by Omarion Blakes and the Bulldogs wasted little time cashing in the turnover.

Four plays after the fumble, Brown found Jordan Chambers-Smith for a 19-yard touchdown, giving AAMU a 7-0 lead with 12:21 remaining in the first quarter.

Alcorn State (0-2) answered on its first drive of the night, going 65 yards in seven plays, with Reggie Davis scored on a two-yard run, tying the game at 7 with 9:40 left.

Back came the Bulldogs on their next drive. Brown scrambled 34 yards on third down to keep the drive going. Four plays later, Brown connected with Daveon Walker for 18 yards, capping a 7-play, 75-drive as AAMU took a 14-7 advantage with 6:52 remaining.

The Braves responded quickly as Jacorian Sewell busted free down the left sideline for an 80-yard touchdown to tie the game at 14-14 with just over six minutes to play in the quarter.

The Maroon & White answered as Brown used his legs, scoring on a seven-yard keeper to close out a 10-play, 77-yard drive as the Bulldogs grabbed a 21-14 lead with 2:43 left.

AAMU's defense bent but didn't break, stopping the Braves on fourth down early in the second quarter and the Bulldogs' offense went right back to work as Brown connected with Franck Pierre for 43 yards, setting up an 8-yard quarterback keeper as Alabama A&M extended the lead to 28-14 with 8:22 remaining in the first half.

Alcorn State trimmed the deficit to 28-17 with 1:09 left in the second quarter as Grandin Willcox booted a 40-yard field.

After forcing Alcorn State to punt the ball on its first possession of the second half, Alabama A&M went 69 yards in 11 plays as Brown tossed a 1-yard touchdown pass to Travaunta Abner as the Bulldogs stretched their lead to 35-17 with 9:44 remaining in the third.

However, the Braves quickly answered, taking just under two minutes off the clock as Davis scored on a 20-yard touchdown run, closing the gap to 35-24 with 7:49 left.

Alcorn State continued to battle back, as the Braves converted a 4th and 6 from the AAMU 33 and four plays later Jaylon Tolbert hit Jarvis Rush in the back of the endzone, closing the gap to 35-31 with 10:30 remaining.

The Braves had an opportunity for one final drive, but the Bulldog defense stood tall on fourth down as Alabama A&M took over at the Alcorn State 23 with 2:46 left.

SCORING SUMMARY

Team	Qrt/Time	Scoring Play	Conversion	Plays-Yds.-TOP	Score
AAMU	1st/12:21	Chambers-Smith 19 yd pass from Brown	Barbosa kick	2-21-00:47	0-7
ASU	1st/9:40	Davis 2 yd run	Willcox kick	7-65-2:41	7-7
AAMU	1st/6:52	Walker 18 yd pass from Brown	Barbosa kick	7-75-2:48	7-14
ASU	1st/6:12	Sewell 80 yd run	Willcox kick	2-80-00:40	14-14
AAMU	1st/2:43	Brown 7 yd run	Barbosa kick	9-77-3:23	14-21
AAMU	2nd/8:22	Brown 8 yd run	Barbosa kick	8-78-2:24	14-28
ASU	2nd/1:09	Willcox 40 yd field goal	---	7-48-2:46	17-28
AAMU	3rd/9:44	Abner 1 yd pass from Brown	Barbosa kick	10-69 -3:30	17-35
ASU	3rd/7:49	Davis 20 yd run	Willcox kick	4-49-1:48	24-35
ASU	4th/10:30	Rush 18 yd pass from Tolbert	Willcox kick	15-80-7:37	31-35
AAMU	4th/00:19	Edwards 1 yd run	Run failed	5-23-2:27	31-41

STATISTICAL LEADERS

► Alabama A&M

Rushing	Att.	Yds.	Lg.	Avg.
Edwards	21	80	11	3.8
Brown	7	69	34	9.9
Morrow	4	25	10	6.3
Nero	4	18	10	4.5

Passing	C-A-I	Yds.	TD	Lg.	Sack
Brown	25-34-0	260	3	43	0

Receiving	Att.	Yds.	TD	Lg.
Walker	6	78	1	23
Pierre/Franck	6	60	0	43
Chambers-Smith	4	43	1	19
Craig	2	41	0	22
Maddox	2	32	0	30
Parker	1	6	0	6
Abner	3	5	1	4
Morrow	1	-5	0	0

► Alcorn State

Rushing	Att.	Yds.	Lg.	Avg.
Sewell	12	115	80	9.6
Davis	12	51	20	4.3
Macon	3	11	6	3.7
Warren	1	5	5	5.0
Citizen	1	3	3	3.0
McDonald	1	2	2	2.0
Tolbert	3	-1	7	-0.3

Passing	C-A-I	Yds.	TD	Lg.	Sack
Tolbert	23-33-0	168	1	26	1

Receiving	Att.	Yds.	TD	Lg.
Rush	7	53	1	18
Warren	4	48	0	26
Sewell	3	21	0	12
Macon	2	17	0	20
Blakes	1	9	0	9
Jones	3	9	0	15
Matthews	1	7	0	7
Sandifer	2	4	0	2

GAME THREE

ALABAMA A&M	3	10	10	0	-	23
TENNESSEE STATE	0	21	0	0	-	21

Sept. 13 | Nissan Stadium | Nashville, Tennessee | 3:30 p.m. | Att. 10,208



TEAM STATISTICS

	AAMU	TSU
FIRST DOWNS		
Total	19	21
Rushing	4	9
Passing	14	9
Penalty	1	3
RUSHING		
Total (Net)	67	179
Attempts	28	41
Avg. Per Rush	2.4	4.4
Rushing TDs	0	2
Yds. Gained	87	211
Yds. Lost	20	32
PASSING		
Total (Net)	355	157
Comp.-Att.-Int.	23-35-0	17-27-1
Avg. / Att.	10.1	5.8
Avg. / Comp.	15.4	9.2
TDs	2	1
TOTAL OFFENSE		
Yards	422	336
Plays	63	68
Avg. / Play	6.7	4.9
Fumbles - Lost	1-0	2-1
Penalties - Yds.	9-81	4-35
PUNTING		
Punts - Yds.	5-233	6-230
Avg. / Punt	46.6	38.3
Inside 20	1	4
50+ Yds.	1	1
Touchbacks	1	0
Fair Catch	2	0
KICKOFFS		
Total - Yds.	6-370	4-246
Avg. Yds. / Kickoff	61.7	61.5
Touchbacks	1	2
RETURNS		
Punt: Total - Yds. - TDs	2-27-0	2-2-0
Punt: Avg. / Return	13.5	1.0
Kickoff: Total - Yds. - TDs	2-39-0	5-135-0
Kickoff: Avg. / Return	19.5	27.0
INT: Total - Yds. - TDs	1-0-0	0-0-0
Fumble: Total - Yds. - TDs	0-0-0	0-0-0
MISCELLANEOUS		
Misc. Yards	0	0
Poss. Time	24:16	35:44
3rd. Down Conv.	3 of 12	7 of 15
4th. Down Conversions	1 of 1	0 of 0
Red-Zone: Scores - Chances	3-4	1-1
Sacks: Total - Yds.	4-29	2-12
PAT: Total - Made	2-2	3-3
2PT Conversion: Total - Made	0-0	0-0
Field Goals: Total - Made	3-3	0-0

Game Notes

• Alabama A&M and Tennessee State met for the 24th time

• The matchup marked the inaugural game in The Legacy Series

• AAMU will host TSU in the Legacy Series in 2026 and 2028

• Saturday's game marked the first time in 15 years the two programs had met (last was in 2010)

• AAMU is now 9-15 all-time against Tennessee State

• Alabama A&M's last win in the series came in 2009

• The Bulldogs are 7-3 over the Tigers in the last 10 meetings

• Alabama A&M is now 2-0 over in the series in games decided by three points or less

• Cornelious Brown IV had his first 300-yard passing game of the season

• Victor Barbosa's 45-yard field goal in the third quarter is a career high

• The Bulldogs had four drives that started inside their own 20, two resulting in touchdowns

BARBOSA'S THREE FIELD GOALS LIFT BULLDOGS TO LEGACY SERIES VICTORY

NASHVILLE, Tenn. | Victor Barbosa booted three field goals, including a career-high 45 yarder late in the third quarter, which turned out to be the game-winner as the Alabama A&M University football team secured a 23-21 victory over Tennessee State in The Legacy Series on Saturday at Nissan Stadium.

After both teams punted the football to begin the game, Alabama A&M marched 62 yards in nine plays. The Bulldogs capitalized on a 3rd-and-8 from their own 32 as Cornelious Brown IV connected with Franck Pierre down the right sideline for 46 yards to put AAMU deep in Tennessee State territory.

However, the drive stalled on the TSU 8 and Barbosa booted his first field goal of the season, a 26-yarder, giving Alabama A&M the 3-0 lead with 8:26 left in the first quarter.

The Bulldogs (2-1) extended their lead with the longest drive of the season, going 98 yards in nine plays, as Brown connected with Myles Parker for a 5-yard touchdown strike, pushing the advantage to 10-0 with 13:51 remaining in the first half.

Tennessee State (1-2) responded on its very next drive. The Tigers marched 75 yards, mostly on the ground, as Kendric Rhymes scored on a 5-yard touchdown run, closing the gap to 10-7 with just over 10 minutes to play.

The Tigers continued to use the ground game to their advantage, putting together a 9-play, 68-yard drive as Zack Simmons-Brown broke free from the Bulldog defense and scored on a 27-yard touchdown, giving Tennessee State its first lead of the day, 14-10, with 4:29 left in the quarter.

Back came to the Bulldogs on their next drive, marching to the TSU 8 before the drive stalled and AAMU had to settle for a 26-yard field goal by Barbosa, capping a 10-play, 67-yard drive with 1:39 remaining.

Alabama A&M left too much time on the clock right before halftime and Tennessee State capitalized.

The Tigers took advantage of a 51-yard kickoff return by Lelan Wihoite and Byron McNair found Rhymes in the corner of the endzone for a 22-yard touchdown strike as Tennessee State took a 21-13 lead with just 11 seconds left in the half.

After Tennessee State was forced to punt the ball on its first possession of the second half, Alabama A&M went right to work, mixing the run and pass. Brown found Daveon Walker across the middle for a 30-yard touchdown, capping an 8-play, 84-yard drive as the Bulldogs cut the deficit to 21-20 with 8:49 remaining in the third.

Brown caught fire on AAMU's next drive. He tossed a 40-yard pass to Jordan Chambers-Smith and a 23-yard completion to Andre Craig, moving the ball to the TSU 22 and forcing the Tigers to call a timeout.

However, penalties backed the Bulldogs to the Tigers' 33. After a Brown 6-yard run, Barbosa booted his third field goal, a career-high 45-yarder, as Alabama A&M closed out a 9-play, 62-yard drive by taking a 23-21 lead with 51 seconds left in the quarter.

SCORING SUMMARY

Team	Qrt/Time	Scoring Play	Conversion	Plays-Yds.-TOP	Score
AAMU	1st/8:26	Barbosa 26 yd FG	---	9-62-3:23	3-0
AAMU	2nd/13:51	Parker 5 yd pass from Brown	Barbosa kick	9-98-2:39	10-0
TSU	2nd/10:07	Rhymes 5 yd run	Perez kick	8-75-3:44	10-7
TSU	2nd/4:29	Simmons-Brown 27 yd run	Perez kick	9-68-4:41	10-14
AAMU	2nd/1:39	Barbosa 26 yd FG	---	10-67-2:50	13-14
TSU	2nd/00:11	Rhymes 22 yd pass from McNair	Perez kick	6-49-1:19	13-21
AAMU	3rd/8:49	Walker 30 yd pass from Brown	Barbosa kick	8-84-2:45	20-21
AAMU	3rd/00:51	Barbosa 45 yd FG	---	9-62-4:02	23-21

STATISTICAL LEADERS

Alabama A&M

Rushing	Att.	Yds.	Lg.	Avg.
Edwards	10	38	12	3.8
Nero	4	17	6	4.3
Morrow	3	15	6	5.0
Brown	8	2	7	0.3
Lewis	0	0	0	0.0
Handley	1	-2	0	-2.0
TEAM	2	-3	0	-1.5

Passing	C-A-I	Yds.	TD	Lg.	Sack
Brown	21-33-0	329	2	46	2
Handley	2-2-0	26	0	21	0

Receiving	Att.	Yds.	TD	Lg.
Abner	6	104	0	28
Craig	5	63	0	23
Chambers-Smith	2	47	0	40
Pierre	1	46	0	46
Walker	2	38	1	30
Parker	4	29	1	8
Price	1	25	0	25
Edwards	1	12	0	12
Nero	1	5	0	5

Tennessee State

Rushing	Att.	Yds.	Lg.	Avg.
Rhymes	24	111	20	4.6
Simmons-Brown	9	75	27	8.3
McNair	8	-7	9	-0.9

Passing	C-A-I	Yds.	TD	Lg.	Sack
McNair	17-27-1	157	1	22	4

Receiving	Att.	Yds.	TD	Lg.
Rhymes	7	64	1	22
Montgomery	2	29	0	15
Edwards	3	28	0	21
Slaughter	3	15	0	14
Hughes	1	11	0	11
Guy	1	10	0	10

GAME FOUR

LANE	0	0	0	7	-	7
ALABAMA A&M	7	21	21	0	-	49

Sept. 20 | Louis Crews Stadium | Huntsville, Alabama | 6:00 p.m. | Att. 9,733



TEAM STATISTICS

	LANE	AAMU
FIRST DOWNS		
Total	11	21
Rushing	4	12
Passing	5	9
Penalty	2	0
RUSHING		
Total (Net)	82	192
Attempts	35	39
Avg. Per Rush	2.3	4.9
Rushing TDs	0	4
Yds. Gained	128	215
Yds. Lost	46	23
PASSING		
Total (Net)	73	205
Comp.-Att.-Int.	8-20-2	15-30-3
Avg. / Att.	3.7	6.8
Avg. / Comp.	9.1	13.7
TDs	0	2
TOTAL OFFENSE		
Yards	155	397
Plays	55	69
Avg. / Play	2.8	5.8
Fumbles - Lost	9-2	1-0
Penalties - Yds.	5-40	7-75
PUNTING		
Punts - Yds.	6-126	4-175
Avg. / Punt	21	43.8
Inside 20	0	3
50+ Yds.	0	1
Touchbacks	0	0
Fair Catch	3	3
KICKOFFS		
Total - Yds.	4-179	8-502
Avg. Yds. / Kickoff	44.8	62.8
Touchbacks	0	3
RETURNS		
Punt: Total - Yds. - TDs	0-0-0	1-29-0
Punt: Avg. / Return	0	29.0
Kickoff: Total - Yds. - TDs	4-87-0	4-97-0
Kickoff: Avg. / Return	21.8	24.3
INT: Total - Yds. - TDs	3-62-1	2-0-0
Fumble: Total - Yds. - TDs	0-0-0	1-6-0
MISCELLANEOUS		
Misc. Yards	0	0
Poss. Time	32:06	27:54
3rd. Down Conv.	2 of 12	4 of 13
4th. Down Conversions	0 of 2	2 of 3
Red-Zone: Scores - Chances	0-0	5-7
Sacks: Total - Yds.	1-8	2-21
PAT: Total - Made	1-1	6-6
2PT Conversion: Total - Made	0-0	0-0
Field Goals: Total - Made	0-0	1-1

► Game Notes

• Alabama A&M and Lane met for the seventh time

• The Bulldogs improved to 6-0-1 all-time against the Dragons

• Eric Handley made his first career start at quarterback

• AAMU had its first turnover of the opening quarter on the very first drive

• The Bulldogs extended their streak of scoring in the opening quarter to nine straight games

• Victor Barbosa set another career high, breaking his own mark with a 47-yarder late in the first quarter

• AAMU recorded two safeties in the first quarter

• The Bulldogs ran their winning streak to 10 games against members of the SIAC since 2013

• Alabama A&M was just six minutes away from its first shutout victory since 2018

• The Bulldogs' defense forced seven turnovers

BULLDOGS USE STRONG 2ND QUARTER TO PULL AWAY FROM DRAGONS

THE HILL | The Alabama A&M University football team started slow, but used a dominating second quarter that saw the Bulldogs score 21 points and pull away from Lane College, 49-7, on Saturday night inside Louis Crews Stadium.

Alabama A&M (3-1) nearly preserved the shutout, giving up a score in the final six minutes. The Bulldogs improved to 2-0 at home this season, with both victories under the lights, and now turn their attention to Southwestern Athletic Conference (SWAC) play, which begins next weekend at Bethune-Cookman.

After the slow start, the Bulldog defense provided the opening score as Lane College quarterback Nick Billoups fell down in the endzone as Alabama A&M was awarded a safety with just over three minutes to play in the first quarter.

On its next offensive series, the Bulldogs' drive stalled at the Dragons' 29 and Victor Barbosa continued to add another career high. The redshirt senior, who tied his career mark of 45 yards a week ago at Tennessee State, broke his record with a 47-yarder as AAMU extended the lead to 5-0 with 1:08 left.

Alabama A&M's defense contributed to its second safety of the period as Xzavier Booker sacked Billoups in the endzone with 1:01 left as the Bulldogs stretched the lead to 7-0.

The Bulldogs got seven points the conventional way on their next drive, going 40 yards in five plays as Ryan Morrow scored on a 12-yard touchdown run, extending the advantage to 14-0 with 14:13 remaining.

After a defensive stop on fourth down, Alabama A&M's offense went right back to work with a 9-play, 63-yard drive. Quarterback Eric Handley connected with Andre Craig for 22 yards and on the next play, Kolton Nero found daylight for a 10-yard touchdown run to push the lead to 21-0 with 5:39 left in the half.

After a punt by the Dragons, Alabama A&M needed just four plays, highlighted by a 48-yard completion from Handley to Daveon Walker, as Trau-vanta Abner hauled in an 18-yard touchdown pass, extending the margin to 28-0 with 1:55 remaining.

AAMU opened the third quarter strong as Abner caught a 33-yard pass and three plays later, Handley connected with Walker for a 10-yard score, stretching the margin to 35-0 with just under 13 minutes to play.

The Bulldogs put the game out of reach with 8:18 left in the third after taking over in excellent field position at the Lane 27. AAMU got a 21-yard touchdown by Isaiah Nwokenkwo in pushing the lead to 42-0.

After another Dragons punt, the Maroon & White went back to work, with Nero exploding for a 28-yard touchdown run with exactly two minutes remaining in the third to extend AAMU's advantage to 49-0.

Lane (0-3) avoided the shutout with 5:45 remaining when Ashley Tucker Jr. was intercepted by John White and returned 30 yards for the pick six touchdown, closing the gap to 49-7.

SCORING SUMMARY

Team	Qrt/Time	Scoring Play	Conversion	Plays-Yds.-TOP	Score
AAMU	1st/3:15	0 yd safety	---	---	0-2
AAMU	1st/1:08	Barbosa 47 yd field goal	---	6-11-02:00	0-5
AAMU	1st/1:01	Booker 0 yd safety	---	---	0-7
AAMU	2nd/14:13	Morrow 12 yd run	Barbosa kick	5-40-01:42	0-14
AAMU	2nd/5:39	Nero 10 yd run	Barbosa kick	9-63-03:15	0-21
AAMU	2nd/1:55	Abner 18 yd pass from Handley	Barbosa kick	4-70-01:20	0-28
AAMU	3rd/12:53	Walker 10 yd pass from Handley	Barbosa kick	4-47-01:58	0-35
AAMU	3rd/8:18	Nwokenkwo 21 yd run	Barbosa kick	6-27-02:50	0-42
AAMU	3rd/2:00	Nero 28 yd run	Barbosa kick	3-40-01:38	0-49
LANE	4th/5:45	White 37 yd interception	Dugan kick	---	7-49

STATISTICAL LEADERS

► Alabama A&M

Rushing	Att.	Yds.	Lg.	Avg.
Nero	7	69	28	9.9
Morrow	10	33	12	3.3
Dixon	4	25	18	6.3
Nwokenkwo	5	23	21	4.6
Adams	4	18	8	4.5
Tucker, Jr.	1	11	11	11.0
King	3	7	6	2.3
Parker	1	5	5	5.0
Davis	1	3	3	3.0
Handley	2	0	8	0.0
TEAM	1	-2	0	-2.0

Passing	C-A-I	Yds.	TD	Lg.	Sack
Handley	15-28-2	205	2	48	1
Tucker, Jr.	0-1-1	0	0	0	0
TEAM	0-1-0	0	0	0	0

Receiving	Att.	Yds.	TD	Lg.
Abner	4	70	1	33
Walker	2	58	1	48
Chambers-Smith	3	33	0	13
Craig	2	26	0	22
Price	1	11	0	11
Morrow	1	5	0	5
Maddox-Mekhi	1	4	0	4
Davis	1	-2	0	0

► Lane

Rushing	Att.	Yds.	Lg.	Avg.
Cutright	3	35	36	11.7
Christian	8	25	7	3.1
Shepherd	3	11	7	3.7
Johnson	1	8	8	8.0
Tupuola	3	5	5	1.7
Nero	1	4	4	4.0
Forest	1	3	3	3.0
Stokes	1	1	1	1.0
Kinnev	2	-2	0	-1.0
TEAM	1	-2	0	-2.0
Billoups	11	-6	15	-0.5

Passing	C-A-I	Yds.	TD	Lg.	Sack
Billoups	5-13-1	56	0	28	2
Forest	2-4-0	16	0	9	0
Shepherd	1-3-1	1	0	1	0

Receiving	Att.	Yds.	TD	Lg.
Van Dyke	3	30	0	20
Wallace	1	28	0	28
Johnson	1	9	0	9
Christian	1	7	0	7
Collins	1	1	0	1
Tupuola	1	-2	0	0

GAME FIVE

ALABAMA A&M	10	7	14	3	-	34
BETHUNE-COOKMAN	7	20	7	7	-	41

Sept. 27 | Daytona Stadium | Daytona Beach, Florida | 2:00 p.m. | Att. 5,630



TEAM STATISTICS

	AAMU	BCU
FIRST DOWNS		
Total	22	25
Rushing	6	14
Passing	14	10
Penalty	2	1
RUSHING		
Total (Net)	125	259
Attempts	32	35
Avg. Per Rush	3.9	7.4
Rushing TDs	1	4
Yds. Gained	133	266
Yds. Lost	8	7
PASSING		
Total (Net)	355	257
Comp.-Att.-Int.	27-41-1	18-25-2
Avg. / Att.	8.7	10.3
Avg. / Comp.	13.1	14.3
TDs	3	2
TOTAL OFFENSE		
Yards	480	516
Plays	73	60
Avg. / Play	6.6	8.6
Fumbles - Lost	1-1	0-0
Penalties - Yds.	4-50	6-61
PUNTING		
Punts - Yds.	2-75	3-131
Avg. / Punt	37.5	43.7
Inside 20	1	0
50+ Yds.	0	1
Touchbacks	0	1
Fair Catch	0	0
KICKOFFS		
Total - Yds.	7-368	7-435
Avg. Yds. / Kickoff	52.6	62.1
Touchbacks	1	2
RETURNS		
Punt: Total - Yds. - TDs	2-16-0	0-0-0
Punt: Avg. / Return	8.0	0
Kickoff: Total - Yds. - TDs	5-111-0	6-68-0
Kickoff: Avg. / Return	22.2	11.3
INT: Total - Yds. - TDs	2-0-0	1-0-0
Fumble: Total - Yds. - TDs	0-0-0	0-0-0
MISCELLANEOUS		
Misc. Yards	0	0
Poss. Time	31:59	28:01
3rd. Down Conv.	11 of 18	8 of 11
4th. Down Conversions	3 of 3	0 of 0
Red-Zone: Scores - Chances	3-3	1-1
Sacks: Total - Yds.	0-0	2-4
PAT: Total - Made	4-4	5-6
2PT Conversion: Total - Made	0-0	0-0
Field Goals: Total - Made	2-2	0-0

► **Game Notes**

- Alabama A&M and Bethune-Cookman met for the 21st time
- The Bulldogs fell to 7-13-1 all-time against the Wildcats
- AAMU is 10-15 in SWAC openers and have not won a conference opener since 2021
- The Bulldogs have now scored points in the opening quarter in 10 straight games, dating back to Nov. 2, 2024
- Kicker David Faulk booted a career-high 45-yard field goal in the first quarter
- David Faulk was 2-for-2 on field goals and a perfect 4-of-4 in extra point attempts
- Eric Handley made his second career start at quarterback
- Handley tossed a career-long 72-yard touchdown pass to Franck Pierre in the second quarter
- The last time AAMU came from behind in the final quarter to win was against Texas Southern in 2022 (won 24-23)

LATE TOUCHDOWN LIFTS BETHUNE-COOKMAN PAST ALABAMA A&M

DAYTONA BEACH, Fla. | The Alabama A&M University football team could not recover in the final minute as Bethune-Cookman scored the go-ahead touchdown with just over a minute to play as the Bulldogs fell, 41-34, in the Southwestern Athletic Conference (SWAC) opener on Saturday afternoon from Larry Kelly Field at Daytona Stadium.

Big plays played a huge part in Alabama A&M's loss as the Bulldogs surrendered 516 total yards.

Alabama A&M (3-2 overall, 0-1 SWAC) took the opening kickoff and marched 53 yards in 11 plays as David Faulk closed out the drive with a career-high 45-yard field goal as the Bulldogs grabbed an early 3-0 lead with 9:35 remaining.

But the lead didn't last very long as Bethune-Cookman struck with a bomb on its very first offensive series as Cam'Ron Ransom connected on the deep ball to Javon Ross for a 79-yard touchdown as the Wildcats took a 7-3 advantage with 9:20 left.

After a Bulldogs punt, Bethune-Cookman went right back to work, but Ransom was picked off by Jalen Wright, turning the ball over to Alabama A&M at its own 38.

Two plays after the turnover, Isaiah Nwokenkwo broke free for 40-yard run to set up AAMU inside the BCU 20. Alabama A&M cashed the turnover into points as Kolton Nero scored on a 2-yard, capping a 5-play, 62-yard drive as the Bulldogs grabbed the 10-7 lead with 1:27 remaining.

The Wildcats (2-3, 1-0) nearly turned it over on their next drive, but the interception was wiped away as the ball hit the turf, allowing the drive to continue and Bethune-Cookman took advantage. Ross took the double pitch in the back field and went 41 yards down the left sideline as BCU took a 14-10 lead with 13:38 left in the half.

Alabama A&M cashed another turnover into points as Jaylin Peterson picked off Ransom to give the Bulldogs the ball at the AAMU 17. On third-and-11 from its own 28, quarterback Eric Handley dialed up the long ball, connecting with Franck Pierre down the right sideline for a 72-yard touchdown, giving the Bulldogs the 17-14 advantage with just under nine minutes to play in the half.

Bethune-Cookman responded with a 14-play, 80-yard drive, taking more than seven minutes off the clock as Khamni Robinson went straight up the middle to the house for the touchdown as the Wildcats grabbed the 20-17 lead with 1:24 remaining.

On the very next offensive play for AAMU, Handley was picked off by Gabe White and the Wildcats turned the interception into points with just eight seconds left in the half as Ransom's pass split a pair of Alabama A&M defenders to compete a 27-yard touchdown pass to Rickie Shaw II as Bethune-Cookman stretched the lead to 27-17.

SCORING SUMMARY

Team	Qrt/Time	Scoring Play	Conversion	Plays-Yds.-TOP	Score
AAMU	1st/9:35	Faulk 45 yd FG	---	11-53-5:21	3-0
BCU	1st/9:20	Ross 79 yd pass from Ransom	Dominguez kick	1-79-0:11	3-7
AAMU	1st/1:27	Nero 2 yd run	Faulk kick	5-62-1:43	10-7
BCU	2nd/13:38	Ross 41 yd run	Dominguez kick	7-83-2:44	10-14
AAMU	2nd/8:41	Pierre 72 yd pass from Handley	Faulk kick	4-83-1:10	17-14
BCU	2nd/1:18	Robinson 24 yd run	kick failed	14-80-7:19	17-20
BCU	2nd/00:14	Shaw 27 yd from Ransom	Dominguez kick	7-63-00:54	17-27
AAMU	3rd/11:45	Pierre 32 yd pass from Handley	Faulk kick	3-58-00:57	24-27
BCU	3rd/10:18	Scott 8 yd run	Dominguez kick	3-69-1:07	24-34
AAMU	3rd/3:44	Abner 1 yd pass from Handley	Faulk kick	12-59-6:55	31-34
AAMU	4th/5:58	Faulk 19 yd FG	---	15-57-6:44	34-34
BCU	4th/1:07	Scott 26 yd run	Dominguez kick	8-66-4:44	34-41

STATISTICAL LEADERS

► Alabama A&M

Rushing	Att.	Yds.	Lg.	Avg.
Nwokenkwo	7	56	40	8.0
Morrow	9	26	12	2.9
Nero	8	25	6	3.1
Handley	6	16	11	2.7
Dixon	1	3	3	3.0
TEAM	1	-1	0	-1.0

Passing	C-A-I	Yds.	TD	Lg.	Sack
Handley	27-40-1	355	3	72	2
TEAM	0-1-0	0	0	0	0

Receiving	Att.	Yds.	TD	Lg.
Pierre	6	156	2	72
Abner	9	102	1	30
Parker	3	33	0	14
Maddox	1	27	0	27
Chambers-Smith	1	12	0	12
Craig	1	7	0	7
Walker	1	6	0	6
Price	1	6	0	6
Dixon	1	4	0	4
Davis	1	2	0	2

► Bethune-Cookman

Rushing	Att.	Yds.	Lg.	Avg.
Robinson	15	78	24	5.2
Ransom	8	69	21	8.6
Ross	1	41	41	41.0
Scott Jr	4	35	26	8.8
McClain	2	19	13	9.5
Johnson	5	17	6	3.4

Passing	C-A-I	Yds.	TD	Lg.	Sack
Ransom	17-24-2	217	2	79	0
McClain	1-1-0	40	0	40	0

Receiving	Att.	Yds.	TD	Lg.
Ross	5	108	1	79
Jenkins	5	75	0	40
Shaw II	2	37	1	27
Huggins	5	28	0	11
Johnson	1	9	0	9



2025-26 Alabama A&M Football Combined Team Statistics All games

Page 1/3
as of Sep 28, 2025

Team Results

Date	Opponent		Score	Att.
08/30/2025	at Arkansas	L	7-52	70827
09/06/2025	Alcorn	W	41-31	15147
09/13/2025	at Tennessee St.	W	23-21	10208
09/20/2025	Lane	W	49-7	9733
* 09/27/2025	at Bethune-Cookman	L	34-41	5630

Rushing

Player	gp	att	gain	loss	net	avg	td	lg	avg/g
Maurice Edwards	4	37	149	1	148	4.0	2	12	37.0
Kolton Nero	4	23	129	0	129	5.6	3	28	32.3
Isaiah Nwokenkwo	4	20	123	10	113	5.7	1	40	28.3
Ryan Morrow	5	29	106	15	91	3.1	1	12	18.2
Cornelius Brown	3	17	88	21	67	3.9	2	34	22.3
Kaden Dixon	5	10	65	0	65	6.5	0	18	13.0
Antonio Adams	2	4	18	0	18	4.5	0	8	9.0
Ashley Tucker, Jr.	2	1	11	0	11	11.0	0	11	5.5
EJ King jr	1	3	8	1	7	2.3	0	6	7.0
Myles Parker	5	1	5	0	5	5.0	0	5	1.0
Jarvis Davis	4	1	3	0	3	3.0	0	3	0.8
Eric Handley	5	11	28	34	-6	-0.5	0	11	-1.2
Team	5	4	0	6	-6	-1.5	0	0	-1.2
Total	5	161	733	88	645	4.0	9	40	129.0
Opponents	5	184	1042	142	900	4.9	9	80	180.0

Passing

Player	gp	effic	comp-att-int	pct	yds	td	lg	avg/g
Cornelius Brown	3	153.4	55-86-0	64.0	719	5	46	239.7
Eric Handley	5	140.9	50-80-3	62.5	622	5	72	124.4
Ashley Tucker, Jr.	2	-200.0	0-1-1	0.0	0	0	0	0.0
Team	5	49.0	0-2-0	0.0	0	0	0	0.0
Total	5	143.6	105-169-4	62.1	1341	10	72	268.2
Opponents	5	144.2	92-141-5	65.2	1013	11	79	202.6

Receiving

Player	gp	no.	yds	avg	td	lg	avg/g
Travaunta Abner	5	25	330	13.2	3	33	66.0
Franck Pierre	4	14	273	19.5	2	72	68.3
Daveon Walker	5	12	195	16.3	3	48	39.0
Jordan Chambers-Smith	5	12	166	13.8	1	40	33.2
Andre Craig	5	11	141	12.8	0	23	28.2
Myles Parker	5	8	68	8.5	1	14	13.6
Jarvis Davis	4	4	12	3.0	0	8	3.0
Mekhi Maddox	5	4	63	15.8	0	30	12.6
Ryan Morrow	5	3	18	6.0	0	18	3.6
Donovan Price	3	3	42	14.0	0	25	14.0
Donovan Payne	3	2	20	10.0	0	18	6.7
Kaden Dixon	5	2	5	2.5	0	4	1.0
Kolton Nero	4	2	5	2.5	0	5	1.3
Maurice Edwards	4	1	12	12.0	0	12	3.0
Eric Handley	5	1	0	0.0	0	0	0.0
Isaiah Nwokenkwo	4	1	5	5.0	0	5	1.3
Total	5	105	1355	12.9	10	72	271.0
Opponents	5	92	1013	11.0	11	79	202.6

Game Records

Record	Overall	Home	Away	Neutral
ALL GAMES	3-2	2-0	1-2	0-0
CONFERENCE	0-1	0-0	0-1	0-0
NON-CONFERENCE	3-1	2-0	1-1	0-0

Team Statistics

	AAMU	OPP
First Downs	97	106
Rushing	34	43
Passing	57	50
Penalty	6	13
Rushing Yardage	645	900
Rushing attempts	161	184
Average per rush	4.0	4.9
Average per game	129.0	180.0
TDs Rushing	9	9
Passing Yardage	1341	1013
Comp-Att-Int	105-169-4	92-141-5
Average per pass	7.9	7.2
Average per catch	12.8	11.0
Average per game	268.2	202.6
TDs Passing	10	11
Total offense	1986	1913
Average per play	6.0	5.9
Average per game	397.2	382.6
Kick returns: #-Yards	16-341	22-458
Punt returns: #-Yards	6-77	9-35
Int returns: #-Yards	5-0	4-62
Fumbles-Lost	7-4	13-4
Penalties-Yards	37-362	27-226
Punts-Avg	25-44.4	22-36.7
Time of possession / game	27:55	32:05
3rd-down conversion	27/69	30/64
4th-down conversion	6/7	1/5
PAT-attempts	(18-18) 100%	(20-21) 95%
2-point conversion-attempts	(0-1) 0%	(0-0) 0%

Interceptions

Player	no.	yds	avg	td	lg
Lynn Pettway	1	0	0.0	0	0
Jalen Wright	1	0	0.0	0	0
Joshua Bledsoe	1	0	0.0	0	0
Preston Clendenin	1	0	0.0	0	0
Kylon Roberts	1	0	0.0	0	0
Total	5	0	0.0	0	0
Opponents	4	62	15.5	1	37



2025-26 Alabama A&M Football Combined Team Statistics All games

Page 2/3
as of Sep 28, 2025

Field Goals

Player	fg	pct.	01-19	20-29	30-39	40-49	50-99	lg	blk
Victor Barbosa	4-4	100.0	0-0	2-2	0-0	2-2	0-0	47	0
David Faulk	2-2	100.0	1-1	0-0	0-0	1-1	0-0	45	0
Opponents	2-3	66.7	0-0	0-0	0-0	1-1	1-2	53	0

Punting

Player	no.	yds	avg	lg	tb	fc	i20	50+	blk
Robert Cole	25	1110	44.4	52	4	7	7	4	0
Total	25	1110	44.4	52	4	7	7	4	0
Opponents	22	807	36.7	56	2	5	6	3	0

Scoring

Player	td	fg	PAT				dxp	saf	pts
			kick	rush	rcv	pass			
Victor Barbosa	-	4-4	14-14	-	-	-	-	-	26
Travaunta Abner	3	-	-	-	-	-	-	-	18
Daveon Walker	3	-	-	-	-	-	-	-	18
Kolton Nero	3	-	-	-	-	-	-	-	18
Cornelius Brown	2	-	-	-	-	-	-	-	12
Maurice Edwards	2	-	-	-	-	-	-	-	12
Franck Pierre	2	-	-	-	-	-	-	-	12
David Faulk	-	2-2	4-4	-	-	-	-	-	10
Ryan Morrow	1	-	-	-	-	-	-	-	6
Myles Parker	1	-	-	-	-	-	-	-	6
Isaiah Nwokenkwo	1	-	-	-	-	-	-	-	6
Jordan Chambers-Smith	1	-	-	-	-	-	-	-	6
Xzavier Booker	-	-	-	-	-	-	-	1	2
Total	19	6-6	18-18	0	0	0	0	2	154
Opponents	21	2-3	20-21	0	0	0	0	0	152

Score by Periods

Team	1st	2nd	3rd	4th	OT	TOT
Alabama A&M	48	45	52	9	0	154
Opponents	31	65	28	28	0	152

Punt Returns

Player	no.	yds	avg	td	lg
Jordan Chambers-Smith	6	77	12.8	0	29
Total	6	77	12.8	0	29
Opponents	9	35	3.9	0	11

Kick Returns

Player	no.	yds	avg	td	lg
Kaden Dixon	10	228	22.8	0	36
Jaylin Peterson	2	38	19.0	0	20
Ryan Morrow	1	16	16.0	0	16
Lynn Pettway	1	20	20.0	0	20
Jordan Chambers-Smith	1	24	24.0	0	24
Total	16	341	21.3	0	36
Opponents	22	458	20.8	0	51

All Purpose

Player	g	rush	rcv	pr	kr	ir	total	avg/g
Travaunta Abner	5	0	330	0	0	0	330	66.0
Kaden Dixon	5	65	5	0	228	0	298	59.6
Franck Pierre	4	0	273	0	0	0	273	68.3
Jordan Chambers-Smith	5	0	166	77	24	0	267	53.4
Daveon Walker	5	0	195	0	0	0	195	39.0
Maurice Edwards	4	148	12	0	0	0	160	40.0
Andre Craig	5	0	141	0	0	0	141	28.2
Kolton Nero	4	129	5	0	0	0	134	33.5
Ryan Morrow	5	91	18	0	16	0	125	25.0
Isaiah Nwokenkwo	4	113	5	0	0	0	118	29.5
Myles Parker	5	5	68	0	0	0	73	14.6
Cornelius Brown	3	67	0	0	0	0	67	22.3
Mekhi Maddox	5	0	63	0	0	0	63	12.6
Donovan Price	3	0	42	0	0	0	42	14.0
Jaylin Peterson	3	0	0	0	38	0	38	12.7
Donovan Payne	3	0	20	0	0	0	20	6.7
Lynn Pettway	5	0	0	0	20	0	20	4.0
Antonio Adams	2	18	0	0	0	0	18	9.0
Jarvis Davis	4	3	12	0	0	0	15	3.8
Ashley Tucker, Jr.	2	11	0	0	0	0	11	5.5
Ej King jr	1	7	0	0	0	0	7	7.0
Eric Handley	5	-6	0	0	0	0	-6	-1.2
Total	5	645	1355	77	341	0	2418	483.6
Opponents	5	900	1013	35	458	62	2468	493.6

Total Offense

Player	g	plays	rush	pass	total	avg/g
Cornelius Brown	3	103	67	719	786	262.0
Eric Handley	5	91	-6	622	616	123.2
Maurice Edwards	4	37	148	0	148	37.0
Kolton Nero	4	23	129	0	129	32.3
Isaiah Nwokenkwo	4	20	113	0	113	28.3
Ryan Morrow	5	29	91	0	91	18.2
Kaden Dixon	5	10	65	0	65	13.0
Antonio Adams	2	4	18	0	18	9.0
Ashley Tucker, Jr.	2	2	11	0	11	5.5
Ej King jr	1	3	7	0	7	7.0
Myles Parker	5	1	5	0	5	1.0
Jarvis Davis	4	1	3	0	3	0.8
Total	5	330	645	1341	1986	397.2
Opponents	5	325	900	1013	1913	382.6

▼ 2025 ALABAMA A&M SEASON STATISTICS



2025-26 Alabama A&M Football
Overall Defense Statistics
All games

Page 1/2
as of Sep 28, 2025

Team Defense

##	Player	gp	Tackles				Sacks	Pass defense			Fumbles		blkd	
			ua	a	tot	tfl/yds		int-yds	brup	qbh	fr-yds	ff	kick	saf
9	Wyatt Wright	5	16	14	30	5-25	3-20	.	.	1	.	1	.	.
16	Robert Iverson Jr.	5	15	11	26	.	.	.	1
52	Jalen Wright	5	9	16	25	1.5-2	.	1-0	.	2
53	John Robinson	5	14	10	24	2-8	.	.	.	1
50	Dimitris Biamby	5	11	12	23	3-11	1-9	.	.	1
90	Nick Glenn	5	5	15	20	1.5-3	.	.	.	1
2	Kaleb Brown	5	12	8	20	1-1	.	.	1	.	.	1	.	.
10	Kylon Roberts	5	3	15	18	2-13	1-10	1-0	.	1
43	Arenza Davis	4	5	9	14	1-2	1-2	.	.	2
20	Joshua Bledsoe	5	7	5	12	.	.	1-0
14	Keon Handley Jr.	4	7	5	12	3-21	1-11	.	.	.	1-6	.	.	.
35	Xzavier Booker	5	3	8	11	2-17	1.5-15	.	.	.	1-0	.	.	1
96	Jorhdan Brown	4	3	6	9	2.5-4
13	Preston Clendenin	5	5	4	9	.	.	1-0	1
15	Desmon James	5	5	4	9	1-4	.	.	3
91	Nikolas Barnes	5	1	7	8	0.5-1
7	Devedrick Wilson	5	3	5	8	2-4
21	Kaden Dixon	5	5	3	8	1-0	1	.	.
37	Jordan Milton	5	1	6	7
0	Montrell Campbell	4	4	3	7	.	.	.	1
5	Anthony Fieldings	2	3	3	6
6	Lynn Pettway	5	4	2	6	.	.	1-0	2
25	Tierphill Bien-Aime	3	5	1	6
18	Tervae Williams	2	.	5	5	0.5-6	0.5-6
23	Jeremiah Hudson-Davis	3	2	2	4
17	Steven Parker	4	2	2	4
19	Delbert Mayberry	4	2	2	4
99	Keith Green	5	3	1	4	2	.	1	.	.
59	Kamarius Bradshaw	5	1	3	4	0.5-2
41	Marquel Patterson	2	1	2	3
97	Julian Thompson	3	2	.	2
42	Andre Tibbs	3	.	2	2
40	Cayden Williams	2	.	2	2
54	Diwonne Williams	2	2	.	2	1
29	Amahni Spinks	4	1	1	2
26	Ryan Morrow	5	1	.	1
38	David Faulk	4	.	1	1
44	Brandon White	1	.	1	1
14	Mekhi Maddox	5	.	1	1
27	Therman-Deon Moore	4	1	.	1
17	Jaquel Fells	2	.	1	1