



#BEADAWG24  
#NOBARKNOBITE  
X @aamuathletics  
@aamuathletics

|    | Pos.           | Ht. | Yr. | Hometown              | PPG  | RPG | APG | FG%  | 3FG% | FT%  |
|----|----------------|-----|-----|-----------------------|------|-----|-----|------|------|------|
| 7  | Saliou Seye    | F   | 7-0 | Jr. Dakar, Senegal    | 7.8  | 3.6 | 0.4 | 45.5 | 22.2 | 70.0 |
| 8  | Dylan Mclean   | G   | 6-4 | Sr. Brooklyn, N.Y.    | 5.8  | 1.3 | 0.3 | 53.3 | 66.7 | 75.0 |
| 22 | Lorenzo Downey | G   | 6-5 | Sr. Dartmouth, Canada | 4.3  | 2.5 | 1.5 | 28.6 | 33.3 | —    |
| 23 | Chad Moodie    | F   | 6-8 | So. Grayson, Ga.      | 13.4 | 5.8 | 1.6 | 63.0 | —    | 45.0 |
| 30 | Darius Ford    | G   | 6-3 | Gr. Fort Worth, Texas | 6.8  | 2.6 | 4.6 | 41.7 | 25.0 | —    |

## ▼ MEDIA POLICIES & PROCEDURES

The Alabama A&M University Athletics Communications Office is ready to assist you in to make the experience of covering AAMU Athletics productive and rewarding.

**Alabama A&M University • Elmore Gymnasium**  
**4900 Meridian St. NW • Huntsville, AL 35726**

Athletic Communications Phone 256.372.5880  
 Website aamusports.com

**Brian Howard (Men's Contact)**.....Assistant AD/Comms.  
 302.258.7461 .....brian.howard@aamu.edu  
**Aliyah McDaniel [secondary]** .....Assistant SID  
 256.947.2014 .....aliyah.mcdaniel@aamu.edu

### ON THE WEB

Information on the Alabama A&M University men's basketball team is available at [www.aamusports.com](http://www.aamusports.com). To receive the AAMU updates via email, please send a request to Brian Howard ([brian.howard@aamu.edu](mailto:brian.howard@aamu.edu)) or Aliyah McDaniel ([aliyah.mcdaniel@aamu.edu](mailto:aliyah.mcdaniel@aamu.edu)).

### PRACTICES

During a game week, media may interview players and coaches immediately following practice. Practice is generally closed to the public. Anyone hoping to observe practice should contact AAMU Athletics Communications in advance. Failure to do so may result in an individual's removal from the venue. During regular season practices, unless otherwise noted, still and television photographers will be allowed to shoot stretching and select periods.

### PRESS ROW SERVICES

All media members will be provided with access to game notes via [aamusports.com](http://aamusports.com). At halftime, quickie stats will be printed and distributed. Following the game, a complete postgame statistics package will be distributed via email and will contain a box score and play-by-play for the entire contest.

### LIVE STATS

Live in-game statistics will be available via Sidearm Sports.

### INTERNET

Wireless Internet is available in the AAMU Event Center (AAMU Guest). Members of the Athletics Communications staff will be available to assist you. There is no access fee.

### WEEKLY MEDIA AVAILABILITY

Head Coach Otis Hughley Jr. will be available to the media during the season and please contact the AAMU Athletic Communications Office to make arrangements to set up an interview. Players will be made available at the discretion of the coaching staff.

### MEDIA CREDENTIALS

Requests for official working media credentials should be directed to the AAMU Athletics Communications Office. All requests should be received no later than noon, four days prior to the game. Visit the media page at [aamusports.com](http://aamusports.com) to request credentials online.

Traditional media (newspapers, radio and television) are credible and consider standard media and will be approved. Those covering the Bulldogs through various other outlets (podcasts, facebook, instagram and youtube) are not acceptable forms of media and their credential requests will be denied.

Season credentials will be available for pick-up prior to the first game. Credentials may be picked up on gameday at the media will call located at the AAMU Event Center.

On gameday, media should park on the back row at the AAMU Event Center and can enter through the loading dock with your media credential. If you are picking up the credential at will call, please enter through the main doors at the AAMU Event Center.

### SCOUTING PASSES

Professional scouts may obtain credentials through AAMU's Athletics Communications Office. Scouts will be issued seating in the press box on a space-available basis.

### PHOTOGRAPHER/CREATIVE MEDIA PASSES

Alabama A&M University follows NCAA guidelines regarding media representatives on the baselines. Photographers and videographers are permitted to shoot on the baselines at either end of the court.

### WE ARE ALABAMA A&M

When referring to Alabama A&M University, please only use the terms **ALABAMA A&M** or **AAMU**. Please refrain from acronyms of the name **A&M**, **Bama A&M** or **AAM**. In addition, Alabama A&M plays in the Southwestern Athletic Conference (SWAC).

### SWAC WEEKLY HONORS

Each week during the regular season, the SWAC will name a player of the week and impact player of the week.

### MOBILE APP

The Alabama A&M Athletics app for iPhone, iPad and Android devices offers fans a wide variety of information on the Bulldogs – home and away. The free app is available in the App Store and Google Play.

## UNIVERSITY QUICK FACTS

|                            |  |
|----------------------------|--|
| Location                   | Huntsville, Alabama (35762)                        |
| Founded                    | 1875   |
| Enrollment                 | 7,432  |
| Colors                     | Maroon and White                                   |
| Nickname                   | Bulldogs   |
| NCAA Affiliation           | Division I   |
| Conference                 | SWAC   |
| President                  | Dr. Daniel K. Wims                                 |
| Director of Athletics      | Dr. Paul A. Bryant                                 |
| Athletics Department Phone | 256.372.8057                                       |
| Ticket Office Phone        | 256.372.7255                                       |
| Twitter                    | @AAMUathletics/@AamufbR                            |
| Athletics Website          | <a href="http://aamusports.com">aamusports.com</a> |
| University Website         | <a href="http://aamu.edu">aamu.edu</a>             |

## MEN'S BASKETBALL QUICK FACTS

|                           |                         |
|---------------------------|-------------------------|
| Head Coach                | Otis Hughley Jr.        |
| Alma Mater                | West Alabama, 1987      |
| Career Record             | 166-96 (7th season)     |
| Record at Alabama A&M     | 27-41 (3rd season)      |
| SWAC Record               | 19-17                   |
| SWAC Tournament Record    | 2-2                     |
| CollegeInsider.com Record | 1-1                     |
| Associate Head Coach      | Cal Cochran             |
| Alma Mater                | Chattanooga, 1983       |
| Assistant Coach           | Rodney Broughton Jr.    |
| Alma Mater                | South Alabama, 2012     |
| Assistant Coach           | Brandon Houston         |
| Alma Mater                | Alabama A&M, 2021       |
| Assistant Coach           | Jer Chun-Chieh Yang     |
| Alma Mater                | National Chengchi, 2018 |
| Graduate Assistant Coach  | Trey Johnson            |
| Alma Mater                | Alabama, 2024           |

## ARENA INFORMATION

|                                |                                     |
|--------------------------------|-------------------------------------|
| Arena                          | AAMU Event Center                   |
| Capacity                       | 6,000                               |
| Year Opened                    | 2022                                |
| Playing Surface                | Hardwood                            |
| Largest Attendance             | 6,339                               |
|                                | 3.2.24 vs. Alabama State (W, 58-53) |
| All-Time Record - Event Center | 16-11                               |

## MEN'S BASKETBALL HISTORY

|  |              |
|--|--------------|
| First Year of Men's Basketball                             | 1947         |
| Overall Record   | 902-924      |
| NCAA Division II [SIAC]                                    | 1947-1998    |
| NCAA Division II Record                                    | 627-483      |
| SIAC Regular Season Champions                              | 9            |
| 1975, 1976, 1986, 1987, 1988, 1989, 1993, 1995, 1996       |              |
| NCAA Division II Tournament Appearances                    | 10           |
| 1985, 1986, 1987, 1988, 1989, 1993, 1994, 1995, 1996, 1997 |              |
| NCAA Division II Second Round Appearances                  | 5            |
| 1988, 1994, 1995, 1996, 1997                               |              |
| NCAA Division II Elite Eight Appearances                   | 4            |
| 1988, 1994, 1995, 1996                                     |              |
| NCAA Division I [SWAC]                                     | 1999-Present |
| SWAC Record  | 175-216      |
| NCAA Division I Record                                     | 275-441      |
| SWAC Regular Season Champions                              | 1            |
| 2005   |              |
| SWAC Tournament Champions                                  | 1            |
| 2005   |              |
| NCAA Division I Tournament Appearances                     | 1            |
| 2005   |              |
| NCAA Division I Tournament Record                          | 0-1          |
| 3.15.05 vs. Oakland (L, 79-69)                             |              |
| CollegeInsider.com Tournament Appearances                  | 1            |
| 2024   |              |
| CollegeInsider.com Tournament Record                       | 1-1          |
| 3.20.24 at Austin Peay (W, 81-71);                         |              |
| 3.23.24 at Norfolk State (L, 81-66)                        |              |

## ▼ MEDIA SCHEDULE - ALABAMA A&M

| MONDAY   | 18 | TUESDAY  | 19 | WEDNESDAY                | 20 | THURSDAY   | 21 | FRIDAY  | 22 | SATURDAY  | 23 | SUNDAY   | 24 |
|--|----|--|----|--------------------------|----|--|----|---|----|---|----|--|----|
| TRAVEL / PRACTICE                                    |    | GAME 5   |    | OFF                      |    | PRACTICE   |    | GAME 6  |    | GAME 7  |    | PRACTICE   |    |
| PLAYERS AND COACHES<br>Only Available After Practice |    | Alabama A&M<br>at Georgia<br><br>6 p.m.   SEC Network+<br>Stegeman Coliseum<br>Athens, Georgia |    | NO MEDIA<br>AVAILABILITY |    | PLAYERS AND COACHES<br>Only Available After Practice |    | Alabama A&M<br>vs. South Carolina State<br><br>7 p.m.   BAA<br>AAMU Event Center<br>Huntsville, Alabama |    | Alabama A&M<br>vs. Coastal Carolina<br><br>4 p.m.   BAA<br>AAMU Event Center<br>Huntsville, Alabama |    | PLAYERS AND COACHES<br>Only Available After Practice |    |

## ▼ NCAA DIVISION I MEN'S BASKETBALL NATIONAL RANKINGS

### ASSOCIATED PRESS TOP 25

(Updated 11.18.24)

| #  | SCHOOL         | RECORD | PTS. | PV |
|----|----------------|--------|------|----|
| 1  | Kansas (49)    | 4-0    | 1509 | 1  |
| 2  | UConn (7)      | 3-0    | 1416 | 3  |
| 3  | Gonzaga (2)    | 3-0    | 1397 | 4  |
| 4  | Auburn (3)     | 3-0    | 1370 | 5  |
| 5  | Iowa State     | 2-0    | 1184 | 7  |
| 6  | Purdue         | 4-0    | 1172 | 13 |
| 7  | Houston        | 2-1    | 1091 | 8  |
| 8  | Alabama        | 3-1    | 1084 | 2  |
| 9  | Kentucky       | 3-0    | 1009 | 19 |
| 10 | North Carolina | 2-1    | 969  | 10 |
| 11 | Tennessee      | 4-0    | 942  | 11 |
| 12 | Duke           | 3-1    | 914  | 6  |
| 13 | Baylor         | 3-1    | 765  | 12 |
| 14 | Creighton      | 4-0    | 722  | 14 |
| 15 | Marquette      | 4-0    | 630  | 15 |
| 16 | Indiana        | 3-0    | 573  | 16 |
| 17 | Arizona        | 2-1    | 437  | 9  |
| 18 | Cincinnati     | 3-0    | 412  | 17 |
| 19 | Wisconsin      | 4-0    | 370  | NR |
| 20 | Arkansas       | 2-1    | 313  | 18 |
| 21 | Florida        | 4-0    | 302  | 20 |
| 22 | St. John's     | 4-0    | 270  | 22 |
| 23 | Texas A&M      | 3-1    | 233  | 23 |
| 24 | Rutgers        | 3-0    | 143  | 24 |
| 25 | Illinois       | 3-0    | 116  | NR |

**Others receiving votes:** Texas Tech 109, Mississippi 103, Xavier 89, BYU 27, UCF 21, Texas 17, VCU 17, Michigan St. 16, Mississippi St. 15, Ohio St. 13, Miami 10, Pittsburgh 9, Oregon 7, Memphis 6, Penn St. 4, Providence 4, Utah St. 3, Kansas St. 3, Clemson 2, Furman 2, Arizona St. 2, Michigan 1, Hofstra 1, Maryland 1.

### USA TODAY SPORTS COACHES TOP 25 POLL

(Updated 11.18.24)

| #  | SCHOOL         | RECORD | PTS. | PV |
|----|----------------|--------|------|----|
| 1  | Kansas (21)    | 4-0    | 665  | 1  |
| 2  | UConn (3)      | 3-0    | 632  | 3  |
| 3  | Auburn (2)     | 3-0    | 608  | 4  |
| 4  | Gonzaga (1)    | 3-0    | 599  | 5  |
| 5  | Iowa State     | 2-0    | 516  | 7  |
| 6  | Purdue         | 4-0    | 513  | 12 |
| 7  | Houston        | 2-1    | 470  | 10 |
| 7  | Alabama        | 3-1    | 470  | 2  |
| 9  | Tennessee      | 4-0    | 462  | 9  |
| 10 | Duke           | 3-1    | 421  | 6  |
| 11 | Kentucky       | 3-0    | 381  | 18 |
| 12 | North Carolina | 2-1    | 377  | 11 |
| 13 | Creighton      | 4-0    | 348  | 13 |
| 14 | Marquette      | 4-0    | 319  | 15 |
| 15 | Baylor         | 3-1    | 313  | 14 |
| 16 | Cincinnati     | 3-0    | 229  | 17 |
| 17 | Arizona        | 2-1    | 228  | 8  |
| 18 | Indiana        | 3-0    | 208  | 16 |
| 19 | Florida        | 4-0    | 168  | 19 |
| 20 | Illinois       | 3-0    | 133  | 20 |
| 21 | St. John's     | 4-0    | 119  | 25 |
| 22 | Texas Tech     | 3-0    | 95   | NR |
| 23 | Texas A&M      | 3-1    | 94   | 23 |
| 24 | Arkansas       | 2-1    | 82   | 21 |
| 25 | Wisconsin      | 4-0    | 75   | NR |

**Dropped Out:** No. 22 Ohio State; No. 24 Rutgers;

**Others receiving votes:** Rutgers 56; Xavier 43; Ole Miss 39; BYU 28; Saint Mary's 18; Pittsburgh 18; Texas 14; Michigan State 9; Mississippi State 5; Oregon 4; Nevada 4; Ohio State 3; Dayton 3; Wake Forest 2; VCU 2; UCF 2;

### COLLEGEINSIDER.COM

#### MID-MAJOR TOP 25

(Updated 11.18.24)

| #  | SCHOOL           | RECORD | PTS. | PV |
|----|------------------|--------|------|----|
| 1  | Gonzaga (31)     | 3-0    | 775  | 1  |
| 2  | Saint Mary's     | 4-0    | 718  | 4  |
| 3  | UC Irvine        | 4-0    | 676  | 5  |
| 4  | Grand Canyon     | 2-1    | 621  | 2  |
| 5  | San Francisco    | 4-0    | 602  | 6  |
| 6  | Princeton        | 4-1    | 556  | 3  |
| 7  | Bradley          | 3-1    | 552  | 7  |
| 8  | High Point       | 4-0    | 505  | 9  |
| 9  | Louisiana Tech   | 3-0    | 461  | 11 |
| 10 | Arkansas State   | 3-1    | 455  | 16 |
| 11 | North Florida    | 3-1    | 427  | 10 |
| 12 | Toledo           | 2-1    | 306  | 20 |
| 13 | Samford          | 4-1    | 303  | 21 |
| 14 | Northern Iowa    | 2-2    | 289  | 12 |
| 15 | Furman           | 4-0    | 279  | NR |
| 16 | McNeese          | 1-2    | 262  | 13 |
| 17 | Hofstra          | 4-0    | 257  | NR |
| 18 | Yale             | 2-3    | 248  | 15 |
| 19 | Liberty          | 4-1    | 213  | 18 |
| 20 | Charleston       | 3-1    | 212  | 19 |
| 21 | Western Kentucky | 2-2    | 164  | 23 |
| 22 | Columbia         | 5-0    | 159  | NR |
| 23 | Towson           | 2-2    | 111  | 17 |
| 24 | Drake            | 3-0    | 101  | NR |
| 25 | UCSB             | 4-0    | 96   | NR |

**Others receiving votes:** Santa Clara 62, Purdue Fort Wayne 58, Kent State 57, Murray State 54, South Dakota State 46, Troy 41, Norfolk State 37, Longwood 33, UNCW 32, Central Conn 25, Northern Colorado 21, Austin Peay 17, UMass Lowell 17, Akron 15, Vermont 14, Kansas City 13, Bryant 12, Cornell 12, New Mexico State 12, North Alabama 12, Sam Houston 12, James Madison 11, Lipscomb 11, Central Michigan 10, Milwaukee 10, Hawaii 9, Texas State 9, UC Davis 9, FGCU 8, UC San Diego 8, Merrimack 7, Winthrop 7, Utah Valley 6, Belmont 5, Little Rock 5, Illinois State 3, Middle Tennessee 3, Howard 1, Nicholls State 1, Quinnipiac 1.

### SWAC PREDICTED ORDER OF FINISH

(9.20.24)

| Team                         | Points |
|------------------------------|--------|
| 1. Grambling State (10)      | 212    |
| 2. Texas Southern (3)        | 200    |
| 3. Southern (1)              | 160    |
| 4. Jackson State (1)         | 153    |
| 5. Alcorn State (1)          | 144    |
| 6. Alabama State             | 122    |
| 7. Prairie View A&M (1)      | 121    |
| 8. Bethune-Cookman (2)       | 109    |
| 9. Alabama A&M               | 106    |
| 10. Arkansas-Pine Bluff      | 70     |
| 11. Florida A&M              | 63     |
| 12. Mississippi Valley State | 32     |

## ▼ 2024-2025 SEASON TRENDS

|                                 |                    |
|---------------------------------|--------------------|
| Overall                         | 3-2                |
| Home                            | 3-0                |
| Away                            | 0-2                |
| Neutral                         | 0-0                |
| SWAC                            | 0-0                |
| Non-Conference                  | 3-2                |
| Current overall streak          | Lost 2             |
| Current home streak             | Won 3              |
| Current conference streak       | ---                |
| Current road streak             | Lost 1             |
| Current neutral site streak     | ---                |
| Last win                        | vs. Fisk (103-69)  |
| Last loss                       | at Georgia (93-45) |
| Biggest Deficit in Win          | ---                |
| Biggest Lead in Loss            | 8 vs. Tenn. State  |
| Day game (before 6 p.m.)        | 1-0                |
| Night game (after 6 p.m.)       | 2-2                |
| ESPNU                           | 0-0                |
| ESPN2                           | 0-0                |
| ESPN+                           | 0-0                |
| HBCU GO                         | 0-0                |
| SEC Network+                    | 0-1                |
| SWAC Digital Network            | 0-0                |
| Bulldogs All-Access             | 3-0                |
| November                        | 3-2                |
| December                        | 0-0                |
| January                         | 0-0                |
| February                        | 0-0                |
| March                           | 0-0                |
| Wearing White                   | 3-0                |
| Wearing Maroon                  | 0-2                |
| Wearing Gray                    | 0-0                |
| Scoring First                   | 3-1                |
| Opponent Scores First           | 0-1                |
| Leading at Halftime             | 3-0                |
| Trailing at Halftime            | 0-2                |
| Tied at Halftime                | 0-0                |
| Leading with 5 Minutes to play  | 3-0                |
| Trailing with 5 Minutes to play | 0-2                |
| Tied with 5 Minutes to play     | 0-0                |
| Game Decided by 1-5 Points      | 0-0                |
| Game Decided by 6-9 Points      | 0-0                |
| Game Decided by 10+ Points      | 3-2                |
| Scoring 100+ Points             | 3-0                |
| Scoring 90-99 Points            | 0-0                |
| Scoring 80-89 Points            | 0-0                |
| Scoring 70-79 Points            | 0-1                |
| Scoring 60-69 Points            | 0-0                |
| Scoring 50-59 Points            | 0-0                |
| Scoring 40-49 Points            | 0-1                |
| Opponent Scoring 90-99 Points   | 0-1                |
| Opponent Scoring 80-89 Points   | 0-1                |
| Opponent Scoring 70-79 Points   | 1-0                |
| Opponent Scoring 60-69 Points   | 1-0                |
| Opponent Scoring 50-59 Points   | 1-0                |
| Opponent Scoring 40-49 Points   | 0-0                |
| Bench Scores More               | 3-1                |
| Bench Scoring is Equal          | 0-0                |
| Opponent Bench Scores More      | 0-1                |
| Outrebounding Opponent          | 3-1                |
| Rebounds are Equal              | 0-0                |
| Outrebounded by Opponent        | 0-1                |
| Fewer Turnovers than Opponent   | 3-1                |
| Turnovers are Equal             | 0-0                |
| More Turnovers than Opponent    | 0-1                |
| Better FG% than Opponent        | 3-0                |
| FG% is Equal                    | 0-0                |
| Opponent has Better FG%         | 0-2                |
| Better FT% Than Opponent        | 2-1                |
| FT% is Equal                    | 0-0                |
| Opponent has Better FT%         | 1-1                |
| 6 Bulldogs in Double Figures    | 0-0                |
| 5 Bulldogs in Double Figures    | 2-0                |
| 4 Bulldogs in Double Figures    | 0-0                |
| 3 Bulldogs in Double Figures    | 1-0                |
| 2 Bulldogs in Double Figures    | 0-0                |
| 1 Bulldog in Double Figures     | 0-2                |
| 0 Bulldogs in Double Figures    | 0-0                |

NUMERICAL ROSTER

| NO. | NAME               | POS | HT   | WT  | YR  | HOMETOWN/PREVIOUS SCHOOL                       |
|-----|--------------------|-----|------|-----|-----|--|
| 0   | AC Bryant          | G   | 6-3  | 185 | Jr. | Shreveport, La. / Marion Military Institute    |
| 2   | Bilal Abdur-Rahman | G   | 5-11 | 160 | So. | Atlanta, Ga. / Norcross HS                     |
| 3   | Eric Lee           | G   | 6-4  | 195 | Sr. | Tampa, Fla. / Surge Christian Academy          |
| 5   | London Riley       | G   | 6-3  | 180 | Sr. | Atlanta, Ga. / Georgia Highlands CC            |
| 6   | Jaylen Colon       | G   | 6-2  | 168 | Fr. | Acworth, Ga. / Kell HS                         |
| 7   | Saliou Seye        | F   | 7-0  | 218 | Jr. | Dakar, Senegal / UT-Rio Grande Valley          |
| 8   | Dylan Mclean       | G   | 6-4  | 190 | Sr. | Brooklyn, N.Y. / Bishop State CC               |
| 9   | EJay Greer         | G   | 6-7  | 170 | So. | Lansdowne, Pa. / Bowling Green                 |
| 10  | Clance Crosby      | F   | 6-9  | 215 | Sr. | Oklahoma City, Okla. / Fort Scott CC           |
| 11  | Austin Harvell     | F   | 6-6  | 215 | Sr. | Athens, Ala. / Tennessee Tech                  |
| 13  | Angok Anyang       | F   | 6-9  | 206 | So. | Adelaide, South Australia / Ottawa Univ.       |
| 14  | Ademola Oladipo    | F   | 6-6  | 200 | So. | Houston, Texas / St. Mary's College            |
| 22  | Lorenzo Downey     | G/F | 6-5  | 215 | Sr. | Dartmouth, Nova Scotia, Canada / Western Texas |
| 24  | Nari Jordan        | G   | 6-8  | 215 | Sr. | Jacksonville, Fla. / Hillsboro CC              |
| 23  | Chad Moodie        | F   | 6-8  | 225 | So. | Grayson, Ga. / Grayson HS                      |
| 30  | Darius Ford        | G   | 5-11 | 155 | Gr. | Fort Worth, Texas / TCU                        |
| 34  | Bol Kuir           | F   | 7-3  | 235 | Jr. | South Sudan / Garden City CC                   |
| 55  | Aaron Smith        | G   | 6-4  | 185 | So. | Atlanta, Ga. / Kell HS                         |

ALPHABETICAL ROSTER

| NO. | NAME               | POS | HT   | WT  | YR  | HOMETOWN/PREVIOUS SCHOOL                       |
|-----|--------------------|-----|------|-----|-----|--|
| 2   | Bilal Abdur-Rahman | G   | 5-11 | 160 | So. | Atlanta, Ga. / Norcross HS                     |
| 13  | Angok Anyang       | F   | 6-9  | 206 | So. | Adelaide, South Australia / Ottawa Univ.       |
| 0   | AC Bryant          | G   | 6-3  | 185 | Jr. | Shreveport, La. / Marion Military Institute    |
| 6   | Jaylen Colon       | G   | 6-2  | 168 | Fr. | Acworth, Ga. / Kell HS                         |
| 10  | Clance Crosby      | F   | 6-9  | 215 | Sr. | Oklahoma City, Okla. / Fort Scott CC           |
| 22  | Lorenzo Downey     | G/F | 6-5  | 215 | Sr. | Dartmouth, Nova Scotia, Canada / Western Texas |
| 30  | Darius Ford        | G   | 5-11 | 155 | Gr. | Fort Worth, Texas / TCU                        |
| 9   | EJay Greer         | G   | 6-7  | 170 | So. | Lansdowne, Pa. / Bowling Green                 |
| 11  | Austin Harvell     | F   | 6-6  | 215 | Sr. | Athens, Ala. / Tennessee Tech                  |
| 24  | Nari Jordan        | G   | 6-8  | 215 | Sr. | Jacksonville, Fla. / Hillsboro CC              |
| 34  | Bol Kuir           | F   | 7-3  | 235 | Jr. | South Sudan / Garden City CC                   |
| 3   | Eric Lee           | G   | 6-4  | 195 | Sr. | Tampa, Fla. / Surge Christian Academy          |
| 8   | Dylan Mclean       | G   | 6-4  | 190 | Sr. | Brooklyn, N.Y. / Bishop State CC               |
| 23  | Chad Moodie        | F   | 6-8  | 225 | So. | Grayson, Ga. / Grayson HS                      |
| 14  | Ademola Oladipo    | F   | 6-6  | 200 | So. | Houston, Texas / St. Mary's College            |
| 5   | London Riley       | G   | 6-3  | 180 | Sr. | Atlanta, Ga. / Georgia Highlands CC            |
| 7   | Saliou Seye        | F   | 7-0  | 218 | Jr. | Dakar, Senegal / UT-Rio Grande Valley          |
| 55  | Aaron Smith        | G   | 6-4  | 185 | So. | Atlanta, Ga. / Kell HS                         |

WHERE THEY ARE FROM

- Alabama [1]  
Austin Harvell (Athens)
- California [1]  
Quincy McGriff (Los Angeles)
- Florida [2]  
Eric Lee (Tampa), Nari Jordan (Jacksonville)
- Georgia [5]  
Bilal Abdur-Rahman (Atlanta, Ga.), Jaylen Colon (Acworth), Chad Moodie (Grayson), London Riley (Atlanta), Aaron Smith (Atlanta)
- Louisiana [1]  
AC Bryant (Shreveport)
- New York [1]  
Dylan Mclean (Brooklyn)

- Oklahoma [1]  
Clance Crosby (Oklahoma City)
- Pennsylvania [1]  
EJay Greer (Lansdowne)
- Texas [2]  
Darius Ford (Fort Worth), Ademola Oladipo (Houston)
- Africa [1]  
Bol Kuir (South Sudan)
- Australia [1]  
Angok Anyang (Adelaide)
- Canada [1]  
Lorenzo Downey (Dartmouth, Nova Scotia)
- Senegal [1]  
Saliou Seye (Dakar)

COACHING STAFF

| Coach                | Position // Year at AAMU           |
|----------------------|------------------------------------|
| Otis Hughley Jr.     | Head Coach // 3rd Season           |
| Alma Mater // Year   | West Alabama // 1987               |
| Cal Cochran          | Associate Head Coach // 3rd Season |
| Alma Matter // Year  | Chattanooga // 1983                |
| Rodney Broughton Jr. | Assistant Coach // 3rd Season      |
| Alma Mater // Year   | South Alabama // 2012              |
| Brandon Houston      | Assistant Coach // 3rd Season      |
| Alma Mater // Year   | Alabama A&M // 2021                |
| Jero Chun-Chieh Yang | Assistant Coach // 2nd Season      |
| Alma Mater // Year   | National Chengchi // 2018          |
| Trey Johnson         | Graduate Assistant // 1st Season   |
| Alma Mater // Year   | Alabama // 2024                    |

PRONUNCIATIONS

|                    |                       |
|--------------------|-----------------------|
| AC BRYANT          | Anthony Bryant        |
| BILAL ABDUR-RAHMAN | BI-LAL AB-DUR RAH-MAN |
| ERIC LEE           | Eric Lee              |
| QUINCY MCGRIFF     | Quincy McGriff        |
| LONDON RILEY       | London Riley          |
| JAYLEN COLON       | JAY-LEN CA-LONE       |
| SALIOU SEYE        | SA-LEY-ODO SAY-E      |
| DYLAN MCLEAN       | Dylan MC-LEAN         |
| EJAY GREER         | E-J Greer             |
| CLANCE CROSBY      | CLANCE Crosby         |
| AUSTIN HARVELL     | Austin HAR-VEL        |
| ANGOK ANYANG       | A-GEE AN-YAG          |
| ADEMOLA OLADIPO    | AD-E-MOLA O-LA-DE-PO  |
| LORENZO DOWNEY     | LO-REN-ZO Downey      |
| CHAD MOODIE        | Chad MOO-DE           |
| NARI JORDAN        | NAR-E Jordan          |
| DARIUS FORD        | Darius Ford           |
| BOL KUIR           | BOWL KOOR             |
| AARON SMITH        | Aaron Smith           |

SOCIAL MEDIA ROSTER

| Name               | Twitter Handle  |
|--------------------|-----------------|
| AC Bryant          | @a0_loading     |
| Bilal Abdur-Rahman | @official_ba3   |
| Eric Lee           | @3ric_lee       |
| Quincy McGriff     | @quincy_mcgriff |
| London Riley       | @1klondonriley  |
| Jaylen Colon       | @jaylen_colon   |
| Saliou Seye        | N/A             |
| Dylan Mclean       | @ispydylan      |
| EJay Green         | @EJayGreer      |
| Clance Crosby      | @clxncc0        |
| Austin Harvell     | @kingaustin_14  |
| Angok Anyang       | @angok.anyang11 |
| Lorenzo Downey     | @lorenzodowney  |
| Chad Moodie        | @chadmoodie2    |
| Darius Ford        | @dariusford     |
| Bol Kuir           | @bolkuir34      |
| Aaron Smith        | N/A             |

| Name               | Instagram Handle |
|--------------------|------------------|
| AC Bryant          | @ac_loading      |
| Bilal Abdur-Rahman | @official.ba3    |
| Eric Lee           | @3ric.lee        |
| Quincy McGriff     | N/A              |
| London Riley       | @1k_london       |
| Jaylen Colon       | @iamjaylencolon  |
| Saliou Seye        | N/A              |
| Dylan Mclean       | @ispydylan       |
| EJay Greer         | ejay.greer       |
| Clance Crosby      | @clxncc_         |
| Austin Harvell     | @austinharvell   |
| Angok Anyang       | @angok.anyang    |
| Lorenzo Downey     | @_downeyzo_      |
| Chad Moodie        | @chadmoodie      |
| Darius Ford        | @dariusford      |
| Bol Kuir           | @bol_kuir34      |
| Aaron Smith        | @aaron25_        |



# ALABAMA A&M MEN'S BASKETBALL - RADIO/TELEVISION ROSTER



**0** AC  
BRYANT

Guard | 6-3 | 185 | JR  
Shreveport, Louisiana



**2** Bilal  
ABDUR-RAHMAN

Guard | 5-11 | 160 | SO  
Atlanta, Georgia



**3** Eric  
LEE

Guard | 6-4 | 195 | SR  
Tampa, Florida



**4** Quincy  
McGRIFF

Guard | 6-6 | 200 | JR  
Los Angeles, California



**5** London  
RILEY

Guard | 6-3 | 180 | SR  
Atlanta, Georgia



**6** Jaylen  
COLON

Guard | 6-2 | 168 | FR  
Acworth, Georgia



**7** Saliou  
SEYE

Forward | 7-0 | 218 | JR  
Dakar, Senegal



**8** Dylan  
MCLEAN

Guard | 6-4 | 190 | SR  
Brooklyn, New York



**9** EJAY  
GREER

Guard | 6-7 | 170 | SO  
Lansdowne, Pennsylvania



**10** Clance  
CROSBY

Forward | 6-9 | 215 | SR  
Oklahoma City, Oklahoma



**11** Austin  
HARVELL

Forward | 6-6 | 215 | SR  
Athens, Alabama



**13** Angok  
ANYANG

Forward | 6-9 | 206 | SO  
Adelaide, South Australia



**14** Ademola  
OLADIPO

Forward | 6-6 | 200 | SO  
Houston, Texas



**22** Lorenzo  
DOWNEY

Guard/Forward | 6-5 | 215 | SR  
Dartmouth, Nova Scotia, Canada



**23** Chad  
MOODIE

Forward | 6-8 | 225 | SO  
Grayson, Georgia



**24** Nari  
JORDAN

Guard | 6-8 | 215 | GR  
Jacksonville, Florida




**30** Darius  
FORD

Guard | 5-11 | 155 | GR  
Fort Worth, Texas



**34** Angok  
ANYANG

Forward | 7-3 | 235 | JR  
South Sudan, Africa



**55** Aaron  
SMITH

Guard | 6-4 | 185 | SO  
Atlanta, Georgia



Otis  
HUGHLEY Jr.

Head Coach  
Third Season  
West Alabama



Cal  
COCHRAN

Associate Head Coach  
Third Season  
Chattanooga



Rodney  
BROUGHTON Jr.

Assistant Coach  
Third Season  
South Alabama



Brandon  
HOUSTON

Assistant Coach  
Third Season  
Alabama A&M



Jero  
CHUN-CHIEH YANG

Assistant Coach  
Second Season  
National Chengchi



Trey  
JOHNSON

Graduate Assistant Coach  
First Season  
Alabama



HEAD COACH - OTIS HUGHLEY JR.



OTIS HUGHLEY JR.

HEAD COACH  
THIRD SEASON  
West Alabama, 1987

A veteran developer of talent at the high school, college, professional, international and Olympic level, Otis Hughley, Jr. was named the 10th head men’s basketball coach at Alabama A&M on April 18, 2022, bringing with him a wealth of coaching experience and expertise.

AT ALABAMA A&M

In his second season at Alabama A&M, Hughley guided the Bulldogs to a 12-23 overall record and 9-9 conference mark. In the conference tournament, Alabama A&M defeated heavily favored Alcorn State in the quarterfinals, 75-63, before falling in the semifinals to Texas Southern, 72-55.

Alabama A&M accepted an invitational to the CollegeInsider.com Postseason Tournament as the Bulldogs defeated Austin Peay in the quarterfinals, 81-71. In the semifinals, Alabama A&M fell to Norfolk State, 81-66.

Hughley also coach SWAC Freshman of the Year Chad Moodie and SWAC All-Tournament Team performer, Lorenzo Downey.

In his first season, he guided the Bulldogs to a 15-18 overall record and 10-8 in Southwestern Athletic Conference



▼ HUGHLEY VERSUS ALL-TIME OPPONENTS

|                          |     |                          |     |
|--------------------------|-----|--------------------------|-----|
| Alabama-Birmingham (UAB) | 0-1 | Lipscomb                 | 1-1 |
| Alabama State            | 2-2 | Louisiana Tech           | 0-1 |
| Alcorn State             | 1-2 | Mississippi Valley State | 4-0 |
| Arkansas Baptist         | 1-0 | Norfolk State            | 0-2 |
| Arkansas-Pine Bluff      | 4-0 | North Alabama            | 0-2 |
| Auburn                   | 0-1 | Oakwood                  | 1-0 |
| Austin Peay              | 1-0 | Ohio State               | 0-1 |
| Bethune-Cookman          | 2-2 | Prairie View A&M         | 1-1 |
| Cleveland State          | 0-1 | Rust College             | 1-0 |
| Coastal Carolina         | 0-0 | Samford                  | 0-2 |
| East Tennessee State     | 0-1 | South Alabama            | 0-2 |
| Fisk                     | 2-0 | South Carolina State     | 0-0 |
| Florida A&M              | 2-2 | Southern                 | 4-1 |
| Georgia                  | 0-2 | Tennessee State          | 1-2 |
| Georgia Tech             | 0-1 | Texas Southern           | 0-4 |
| Grambling State          | 1-3 | UT-Chattanooga           | 0-1 |
| Illinois                 | 0-1 | UT-Southern              | 1-0 |
| IUPUI                    | 0-0 | Vanderbilt               | 0-2 |
| Jackson State            | 0-2 |                          |     |

HEAD COACH - OTIS HUGHLEY JR.

(SWAC) play. In the conference tournament, defeated Southern, 77-63, before falling to the eventual tournament champions, Texas Southern, 74-61.

PROFESSIONAL COACHING  
EXPERIENCE (NBA, 2010-16)

A well-known figure in the professional ranks, Hughley made the jump to the NBA in 2010-11 when he was hired as an assistant coach by the Sacramento Kings before joining the Golden State Warriors skill development and video departments in 2011-12. Following that season he would return to the Kings as a scout through 2016.

INTERNATIONAL COACHING  
EXPERIENCE (NIGERIA, SPAIN, CHINA)

A versatile coach, Hughley has had tremendous success on the international stage with both men and women, having served more than a decade with the National Basketball Association's (NBA) China Program.

As part of that initiative he was the associate head coach for the Shandong Bulls Goldstone in 2002-03 and helped lead that franchise to a 31-11 record and a first round playoff appearance that season.

He would return to the international game 12 years later as a consultant to the Xinjiang Flying Tigers and as the head coach of the Chinese Taipei Men's and Women's National Teams in 2015-16. That same season he would serve as an assistant coach for the Tianjin Gold Lions in the Chinese Basketball Association (CBA).

In 2017 his international experience would continue to grow to include the women's game as he was named the head coach of the Nigerian Women's National Team. In that role he helped lead the program to three Afro-Basket Championships (2017, 2019, 2021), a No. 1 world ranking in Africa, No. 14 in the world and a berth in the 2022 World Cup. The latter made them one of the top 12 teams in the world.

Part of what helped them earn those august rankings was an impressive performance in the 2018 World Cup in Spain when they became the first African team to win a game outside of the continent when they won three in a row to reach the quarter-finals.

They defeated No. 7 Turkey, No. 16 Argentina and No. 20 Greece in that tournament and earned a berth in the 2020 Toyko Olympics where they finished 11th. They are currently one of 12 teams that have qualified for the 2022 World Cup in Sydney, Australia.

HIGH SCHOOL  
COACHING CAREER (2004-10, LeFlore HS)

Prior to the professional and international opportunities, Hughley proved himself at the high school ranks in Alabama, posting a sterling 185-20 overall



HUGHLEY FILE

|           |  |
|-----------|--|
| Hometown  | Atlanta, Georgia                               |
| Education | West Alabama (1987)                            |
| Degree    | Bachelor of Science in Business Administration |
| Wife      | Valerie Hughley                                |
| Children  | Jeremiah, Trintee, Heavyn and Joshua           |

COACHING EXPERIENCE

|              |  |
|--------------|--|
| 1993-1997    | Wallace Community College (Head Coach - Men & Women) |
| 1997-1998    | Wright State (Assistant Coach)                       |
| 1998-1999    | Liberty (Assistant Coach)                            |
| 2001-02      | Southern (Assistant Coach)                           |
| 2002-03      | Shandong Bulls (Assistant Coach)                     |
| 2004-10      | LeFlore HS (Head Coach)                              |
| 2010-11      | Sacramento Kings (Assistant Coach)                   |
| 2011-12      | Golden State Warriors (Development/Video Coach)      |
| 2015-16      | Chinese Taipei (Head Coach - Men & Women)            |
| 2015-16      | Tianjin Gold Lions (Assistant Coach)                 |
| 2017-22      | Nigeria Women's National Team (Head Coach)           |
| 2018-19      | Auburn (Women's Basketball Consultant)               |
| 2022-Present | Alabama A&M (Head Coach)                             |
| 2024-Present | Senegal Women's National Team (Head Coach)           |

COACHING ACCOMPLISHMENTS

|      |                                     |
|------|-------------------------------------|
| 2017 | AfroBasketball Women's Championship |
| 2019 | AfroBasketball Women's Championship |
| 2021 | AfroBasketball Women's Championship |

HUGHLEY RECORD BY THE YEARS

| Year             | School                                     | Overall | SWAC  | Finish |
|------------------|--|---------|-------|--------|
| 1993-94          | Wallace State CC-Selma (Record Not Listed) |         |       |        |
| 1994-95          | Wallace State CC-Selma (Record Not Listed) |         |       |        |
| 1995-96          | Wallace State CC-Selma (Record Not Listed) |         |       |        |
| 1996-97          | Wallace State CC-Selma (Record Not Listed) |         |       |        |
| Wallace State CC |  | 139-55  |       |        |
| Year             | School                                     | Overall | SWAC  | Finish |
| 2022-23          | Alabama A&M                                | 15-18   | 10-8  | 5th    |
| 2023-24          | Alabama A&M                                | 12-23   | 9-9   | 7th    |
| Alabama A&M      |  | 27-41   | 19-17 |        |
| Overall          |  | 166-96  |       |        |

HUGHLEY IN THE POSTSEASON

|      |  |          |
|------|--|----------|
| 2023 | vs. Southern (SWAC Tournament Quarterfinals)     | W, 77-63 |
| 2023 | vs. Texas Southern (SWAC Tournament Semifinals)  | L, 74-61 |
| 2024 | vs. Alcorn State (SWAC Tournament Quarterfinals) | W, 75-63 |
| 2024 | vs. Texas Southern (SWAC Tournament Semifinals)  | L, 72-65 |
| 2024 | vs. Austin Peay (CIT Quarterfinals)              | W, 81-71 |
| 2024 | vs. Norfolk State (CIT Semifinals )              | L, 81-66 |



## HEAD COACH - OTIS HUGHLEY JR.

record from 2004-10.

In that time he guided the Rattlers to six Alabama State Final Four berths and a 6A State Championship in 2007. Following that title, he played a key role in developing 12-year NBA veteran DeMarcus Cousins from 2007-09, posting a 59-6 mark in those two years.

After being on the NBA radar while at LeFlore, Hughley would follow Cousins to the Association after he was drafted in the first round by the Sacramento Kings.

### COLLEGE COACHING EXPERIENCE

While the majority of his coaching career has been spent at the professional and international level, Hughley has seven years of experience at the collegiate level.

#### WALLACE C.C.-SELMA

(MEN'S AND WOMEN'S HEAD COACH, 1993-97)

He would begin that stretch with four years as the head men's and women's coach at Wallace Community College - Selma, posting a 135-46 record from 1993-97. Over the course of those four seasons he guided the men to a 90-25 record, two conference championships and a region runner-up finish and the women to a 45-21 mark that included a No. 4 national ranking.

#### WRIGHT STATE

(ASSISTANT COACH, 1997-98)

Hughley would then make the jump to the NCAA ranks with Wright State in 1997-98 where he would play a key role in recruiting. In that time he signed Kevin Melson, the No. 2 scorer in the junior college ranks and a player that would go on to earn league Newcomer of the Year and First-Team All-Conference honors.

#### LIBERTY

(ASSISTANT COACH, 1998-99)

After one season he joined Liberty as the top assistant in 1998-99 and was responsible for signing a Top-25 recruiting class. That group included Antonio Burks who would go on to play for the Memphis Grizzlies.

#### SOUTHERN

(ASSOCIATE HEAD COACH, 2001-02)

His most recent collegiate men's basketball coaching stop came at South-



ern in 2001-02 where he served as an associate head coach to the legendary Ben Jobe, a 500-game winner at the college level. There he served as recruiting coordinator in addition to aiding with practice planning, skill development and game and scouting prep.

#### AUBURN

(WOMEN'S BASKETBALL CONSULTANT, 2018-19)

In terms of college hardwood, his most recent stop came in the women's game as a member of Southeastern Conference (SEC) member Auburn's staff in 2018-19. There he served as a consultant to head coach Terri Williams-Flournoy, whose team produced the best record of her nine-year tenure with the Tigers, 22-10, that season.

### CAMP COACHING EXPERIENCE

You don't get to be as well connected in the sport of basketball without making the rounds in the camp circuit and Hughley has certainly done that.

Chief among those was his association with the Pete Newell Big Man Camp for more than a decade, which is widely recognized as one of the most influential camps during its existence from 1976-2011.

He also served as a coach and teacher

at long-time NBA player Kike Vandeweghe's Next Level NBA Camp and served as a director at the Nike All-Asia, All-Taiwan and All-Philippines Camps. Hughley has also been a skills coordinator at the Pro Hoops Combine which serves as a Women's National Basketball Association (WNBA) pre-draft camp.

### EDUCATION

Hughley attended the College of Eastern Utah from 1982-83 before earning his Bachelor of Science in Business Administration (Computer Information Systems emphasis) in 1987 from Livingston College, now known as the University of West Alabama.

### PERSONAL

A native of Atlanta, Georgia, Hughley and his wife Valerie are the parents of four children - Jeremiah, Trinitee, Heavyn and Joshua.





## FORMED: 1920

Charter members: Bishop College, Paul Quinn, Prairie View A&M, Texas College and Wiley College

**Commissioner:** Dr. Charles McClelland

**Located:** Birmingham, Alabama

### HISTORY AT A GLANCE

In 1920, athletic officials from six Texas HBCUs – C.H. Fuller of Bishop College, Red Randolph and C.H. Patterson of Paul Quinn College, E.G. Evans, H.J. Evans and H.J. Starns of Prairie View A&M, D.C. Fuller of Texas College and G. Whitte Jordan of Wiley College – met in Houston, Texas, to discuss common interests. At this meeting, they agreed to form a new league, the SWAC.

Paul Quinn became the first of the original members to withdraw from the league when it did so in 1929. When Langston University of Oklahoma was admitted into the conference two years later, it began the migration of state-supported institutions into the SWAC. Southern University entered the ranks in 1934, followed by Arkansas AM&N (now the University of Arkansas at Pine Bluff) in 1936 and Texas Southern University in 1954.

Rapid growth in enrollment of the state-supported schools made it difficult for the church-supported schools to finance their athletics programs and one by one they fell victim to the growing prowess of the state-supported colleges. Bishop withdrew from the conference in 1956, Langston in 1957 and Huston-Tillotson (formerly Samuel Huston) in 1959, one year after the admittance of two more state-supported schools: Grambling College and Jackson State College.

The enter-exit cycle continued in 1961 when Texas College withdrew, followed by the admittance of Alcorn A&M (now Alcorn State University) in 1962. Wiley left in 1968, the same year Mississippi Valley State College entered. Arkansas AM&N exited in 1970 and Alabama State University entered in 1982.

Arkansas-Pine Bluff (formerly Arkansas AM&N) rejoined the SWAC on July 1, 1997, regaining full-member status one year later. Alabama A&M University became the conference's tenth member when it became a full member in September, 1999 after a one year period as an affiliate SWAC member. Most of the former SWAC members that have left the conference are currently a part of the Red River Athletic Conference of the NAIA.

Current championship competition offered by the SWAC includes competition for men in baseball, basketball, cross country, football, golf, indoor track, outdoor track & field and tennis. Women's competition is offered in the sports of basketball, bowling, cross country, golf, indoor track, outdoor track & field, soccer, softball, tennis and volleyball.

### THE MISSION AND PURPOSE OF THE SWAC

The Southwestern Athletic Conference, Inc. (the "SWAC", the "Conference") is organized exclusively for the purpose of encouraging, promoting, advancing, and conducting intercollegiate sports activities and other recreational and not-for-profit activities among the members of the Conference. Its purposes are:

- To uphold the principles of institutional control of, and responsibility for all collegiate sports conducted by the members of this organization in conformity with the Constitution and Bylaws hereof;
- To stimulate and improve intercollegiate athletic sports;
- To comply with satisfactory standards of scholarship and amateur standing and good sportsmanship;
- To preserve and maintain the collegiate athletic records of the members of the Southwestern Athletic Conference, and make them available upon request;
- To cooperate with other amateur athletic organizations in the promotion and conduct of intercollegiate athletic contests;
- To maintain fiscal management; and
- To legislate through Bylaws or Resolutions on subjects of general concern to the membership.

The members of the conference are committed to the philosophy of maintaining intercollegiate athletics as an integral part of the overall educational program. To this end, the conference believes in and subscribes to the fundamental principles of amateurism, institutional control, sound academic standards, financial aid, recruiting, and ethical conduct that governs intercollegiate athletics, and the enforcement of rules and regulations as adopted by the National Collegiate Athletic Association.

### ▼ SWAC STANDINGS

| Team                     | SWAC       | Overall    |
|--------------------------|------------|------------|
| <b>Alabama A&amp;M</b>   | <b>0-0</b> | <b>3-2</b> |
| Alabama State            | 0-0        | 1-2        |
| Alcorn State             | 0-0        | 0-5        |
| Arkansas-Pine Bluff      | 0-0        | 1-5        |
| Bethune-Cookman          | 0-0        | 1-4        |
| Florida A&M              | 0-0        | 0-4        |
| Grambling State          | 0-0        | 1-3        |
| Jackson State            | 0-0        | 0-5        |
| Mississippi Valley State | 0-0        | 1-4        |
| Prairie View A&M         | 0-0        | 1-4        |
| Southern                 | 0-0        | 1-4        |
| Texas Southern           | 0-0        | 1-4        |

### ▼ NOTABLE DIVISION I VICTORIES

### ▼ MEMBERSHIP TIMELINE

|                          |                       |
|--------------------------|-----------------------|
| Bishop College           | 1920-56               |
| Paul Quinn College       | 1920-29               |
| Samuel Huston College    | 1920-59               |
| Texas College            | 1920-68               |
| Wiley College            | 1920-68               |
| Prairie View A&M         | 1920 - present        |
| Langston University      | 1931-57               |
| Arkansas AM&N            | 1936-70               |
| Southern                 | 1934 - present        |
| Texas Southern           | 1954 - present        |
| Grambling State          | 1958 - present        |
| Jackson State            | 1958 - present        |
| Alcorn State             | 1962 - present        |
| Mississippi Valley State | 1968 - present        |
| Alabama State            | 1982 - present        |
| Arkansas-Pine Bluff      | 1997 - present        |
| <b>Alabama A&amp;M</b>   | <b>1999 - present</b> |
| Howard University*       | 2014 - present        |
| Bethune-Cookman          | 2021 - present        |
| Florida A&M              | 2021 - present        |

\*Affiliate member in women's soccer only.

## ▼ 2024 SOUTHWESTERN ATHLETIC CONFERENCE WEEKLY HONORS

### SWAC PLAYER OF THE WEEK

|         |                              |
|---------|------------------------------|
| WEEK 1  | Amarr Knox, Alabama State    |
|         | Tidjiane Dioumassi, Southern |
| WEEK 2  | Duane Posey, Texas Southern  |
| WEEK 3  |                              |
| WEEK 4  |                              |
| WEEK 5  |                              |
| WEEK 6  |                              |
| WEEK 7  |                              |
| WEEK 8  |                              |
| WEEK 9  |                              |
| WEEK 10 |                              |
| WEEK 11 |                              |
| WEEK 12 |                              |
| WEEK 13 |                              |
| WEEK 14 |                              |
| WEEK 15 |                              |
| WEEK 16 |                              |
| WEEK 17 |                              |

### SWAC IMPACT PLAYER OF THE WEEK

|         |                                   |
|---------|-----------------------------------|
| WEEK 1  | Kavion McClain, Texas Southern    |
| WEEK 2  | Jayne Mitchell Jr., Jackson State |
| WEEK 3  |                                   |
| WEEK 4  |                                   |
| WEEK 5  |                                   |
| WEEK 6  |                                   |
| WEEK 7  |                                   |
| WEEK 8  |                                   |
| WEEK 9  |                                   |
| WEEK 10 |                                   |
| WEEK 11 |                                   |
| WEEK 12 |                                   |
| WEEK 13 |                                   |
| WEEK 14 |                                   |

WEEK 15

WEEK 16

WEEK 17

### SWAC NEWCOMER OF THE WEEK

|         |                                 |
|---------|---------------------------------|
| WEEK 1  | ---                             |
| WEEK 2  | Brayon Freeman, Bethune Cookman |
| WEEK 3  |                                 |
| WEEK 4  |                                 |
| WEEK 5  |                                 |
| WEEK 6  |                                 |
| WEEK 7  |                                 |
| WEEK 8  |                                 |
| WEEK 9  |                                 |
| WEEK 10 |                                 |
| WEEK 11 |                                 |
| WEEK 12 |                                 |
| WEEK 13 |                                 |
| WEEK 14 |                                 |
| WEEK 15 |                                 |
| WEEK 16 |                                 |
| WEEK 17 |                                 |

## ▼ ALABAMA A&M HONORS & AWARDS

### All-SWAC Preseason Team

|                     |             |
|---------------------|-------------|
| Chad Moodie.....    | First Team  |
| Lorenzo Downey..... | Second Team |

## ▼ 2024 SOUTHWESTERN ATHLETIC CONFERENCE PRESEASON TEAMS

### Preseason Offensive Player of the Year

|                   |                 |
|-------------------|-----------------|
| Kintavious Dozier | Grambling State |
|-------------------|-----------------|

### Preseason Defensive Player of the Year

|              |                |
|--------------|----------------|
| Kenny Hunter | Texas Southern |
|--------------|----------------|

### First Team

|                    |                        |
|--------------------|------------------------|
| Kintavious Dozier  | Grambling State        |
| T.J. Madlock       | Alabama State          |
| Tidjiane Dioumassi | Southern               |
| Shannon Grant      | Jackson State          |
| <b>Chad Moodie</b> | <b>Alabama A&amp;M</b> |

### Second Team

|                       |                        |
|-----------------------|------------------------|
| Grayson Carter        | Texas Southern         |
| C.J. Hines            | Alabama State          |
| Kenny Hunter          | Texas Southern         |
| Ubong Okon            | Alabama State          |
| <b>Lorenzo Downey</b> | <b>Alabama A&amp;M</b> |

▼ 2024-2025 ALABAMA A&M MEN’S BASKETBALL - CAREER HIGHS

| #0           | AC BRYANT  |  |
|--------------|--|--|
| Points       | 14 vs. Arkansas Baptist 11/11/24   |  |
| Rebounds     | 7 vs. Fisk 11/13/24  |  |
| Assists      | 3 vs. Fisk 11/13/24; at North Ala. 11/9/23   |  |
| Steals       | 3 at Samford 12/11/23; vs. Fisk 11/13/24   |  |
| Blocks       | 1 at Cleveland St. 11/25/23;<br>vs Tennessee St. 11/29/23; at Austin Peay 03/20/24 |  |
| FG Made      | 6 vs. Arkansas Baptist 11/11/24  |  |
| FG Attempts  | 13 at Tennessee State 11/16/24   |  |
| 3FG Made     | 2 vs. Fisk 11/13/24  |  |
| 3FG Attempts | 4 vs. Fisk 11/13/24  |  |
| FT Made      | 6 at North Ala. 11/09/23;<br>at Samford 12/11/23                                   |  |
| FT Attempts  | 8 vs. Miss. Valley State 02/17/24  |  |

|              |  |  |  |
|--------------|--|--|--|
| #2           | BILAL ABDUR-RAHMAN   |  |  |
| Points       | 4 vs. Arkansas Baptist 11/11/24                            |  |  |
| Rebounds     | 5 vs. Oakwood 11/7/24                                      |  |  |
| Assists      | 6 vs. Oakwood 11/7/24;                                     |  |  |
| Steals       | 3 vs. Oakwood 11/7/24                                      |  |  |
| Blocks       | ---  |  |  |
| FG Made      | 1 vs. Oakwood 11/7/24; vs. Fisk 11/13/24                   |  |  |
| FG Attempts  | 4 vs. Oakwood 11/7/24                                      |  |  |
| 3FG Made     | ---  |  |  |
| 3FG Attempts | 1 vs. Fisk 11/13/24;                                       |  |  |
|              | vs. Arkansas Baptist 11/11/24; at Tennessee State 11/16/24 |  |  |
| FT Made      | 4 vs. Arkansas Baptist                                     |  |  |
| FT Attempts  | 4 vs. Arkansas Baptist                                     |  |  |

| #3           | ERIC LEE  |  |
|--------------|---|--|
| Points       | 11 at Jacksonville St. 11/13/21   |  |
| Rebounds     | 8 at Texas Southern 01/22/22  |  |
| Assists      | 3 vs Samford 11/17/22; vs. Fisk 11/13/24                                    |  |
| Steals       | 4 at Cincinnati 11/16/21  |  |
| Blocks       | 2 at Western Kentucky 11/24/21;<br>vs. Texas Southern 03/15/24              |  |
| FG Made      | 4 4 times   |  |
| FG Attempts  | 8 at Jacksonville St. 11/13/21  |  |
| 3FG Made     | 3 at Jacksonville St. 11/13/21  |  |
| 3FG Attempts | 5 at Jacksonville St. 11/13/21  |  |
| FT Made      | 3 vs Florida A&M 02/20/23;<br>at Tennessee State 11/16/24                   |  |
| FT Attempts  | 6 at Samford 12/11/21;<br>at North Ala. 11/09/23, at Cleveland St. 11/25/23 |  |

| #5           | LONDON RILEY  |  |
|--------------|---|--|
| Points       | 17 at Grambling 03/06/21;<br>vs. Fisk 11/13/24                                      |  |
| Rebounds     | 6 vs Mississippi Val. 02/06/21  |  |
| Assists      | 4 at Grambling 03/06/21   |  |
| Steals       | 1 12 times  |  |
| Blocks       | 1 at Lipscomb 11/18/23<br>vs. Florida A&M 02/03/24; vs. Miss. Valley State 02/17/24 |  |
| FG Made      | 6 at Grambling 03/06/21   |  |
| FG Attempts  | 10 vs Mississippi Val. 02/06/21   |  |
| 3FG Made     | 5 at Grambling 03/06/21;<br>vs. Fisk 11/13/24                                       |  |
| 3FG Attempts | 8 vs. Fisk 11/13/24   |  |
| FT Made      | 3 at Norfolk State 3/23/24  |  |
| FT Attempts  | 4 at Norfolk State 3/23/24  |  |

| #6           | JAYLEN COLON   |  |
|--------------|--|--|
| Points       | 6 vs. Oakwood 11/7/24;<br>vs. Arkansas Baptist 11/11/24                  |  |
| Rebounds     | 2 vs. Oakwood 11/7/24; vs. Fisk 11/13/24;<br>at Tennessee State 11/16/24 |  |
| Assists      | 5 vs. Fisk 11/13/24  |  |
| Steals       | 1 vs. Oakwood 11/7/24; vs. Fisk 11/13/24;<br>at Georgia 11/19/24         |  |
| Blocks       | —  |  |
| FG Made      | 2 vs. Oakwood 11/7/24;<br>vs. Arkansas Baptist 11/11/24                  |  |
| FG Attempts  | 6 vs. Fisk 11/13/24  |  |
| 3FG Made     | 2 vs. Oakwood 11/7/24;<br>vs. Arkansas Baptist 11/11/24                  |  |
| 3FG Attempts | 4 vs. Oakwood 11/7/24;<br>vs. Arkansas Baptist 11/11/24                  |  |
| FT Made      | —  |  |
| FT Attempts  | —  |  |

|             |             |                               |          |
|-------------|-------------|-------------------------------|----------|
| #7          | SALIOU SEYE |                               |          |
| Points      | 14          | at Utah Valley                | 02/22/24 |
| Rebounds    | 9           | vs. Incarnate Word            | 12/30/23 |
| Assists     | 3           | at California Baptist         | 03/02/24 |
| Steals      | 2           | 6 times                       |          |
| Blocks      | 4           | at Utah Valley                | 02/22/24 |
| FG Made     | 6           | at Utah Valley                | 02/22/24 |
| FG Attempts | 9           | at Seattle 02/24/24; vs. Fisk | 11/13/24 |

|              |  |                          |
|--------------|--|--------------------------|
| 3FG Made     | 1                                      | at Utah Valley 02/22/24; |
|              | vs. Fisk 11/13/24; at Georgia 11/19/24 |                          |
| 3FG Attempts | 3                                      | vs. Fisk 11/13/24        |
| FT Made      | 6                                      | at Utah Tech 02/01/24    |
| FT Attempts  | 8                                      | at Utah Tech 02/01/24    |

| #8           | DYLAN MCLEAN |  |
|--------------|--------------|--|
| Points       | 16           | at Lipscomb 11/18/23                         |
| Rebounds     | 5            | vs Tennessee St. 11/29/23                    |
| Assists      | 17           | times  |
| Steals       | 16           | times  |
| Blocks       | 1            | at Lipscomb 11/18/23;<br>at Georgia 11/19/24 |
| FG Made      | 6            | at Cleveland St. 11/25/23                    |
| FG Attempts  | 11           | at Lipscomb 11/18/23                         |
| 3FG Made     | 3            | at Georgia 11/19/24                          |
| 3FG Attempts | 6            | at Lipscomb 11/18/23                         |
| FT Made      | 6            | vs Tennessee St. 11/29/23                    |
| FT Attempts  | 6            | vs Tennessee St. 11/29/23                    |

|              |            |                      |           |                      |                             |          |
|--------------|------------|----------------------|-----------|----------------------|-----------------------------|----------|
| #9           | EJAY GREER |                      |           |                      |                             |          |
| Points       | 12         | vs. Western Michigan | 01/20/24  |                      |                             |          |
| Rebounds     | 6          | vs. Oakwood          | 11/7/24   |                      |                             |          |
| Assists      | 3          | vs. Eastern Michigan | 02/17/24  |                      |                             |          |
| Steals       | 3          | vs. Ohio Dominican   | 12/10/23  |                      |                             |          |
| Blocks       | 1          | at Ball State        | 01/30/24  |                      |                             |          |
| FG Made      | 4          | vs. Oakwood          | 11/7/24   |                      |                             |          |
| FG Attempts  | 9          | vs. Bellarmine       | 11/17/23  |                      |                             |          |
| 3FG Made     | 2          | vs. Western Michigan | 01/20/24; | vs. Arkansas Baptist | 11/11/24                    |          |
| 3FG Attempts | 5          | vs. Bellarmine       | 11/17/23  |                      |                             |          |
| FT Made      | 4          | vs. Western Michigan | 01/20/24  |                      |                             |          |
| FT Attempts  | 4          | vs. Oakwood          | 11/7/24;  | vs. Western Michigan | 01/20/24; vs Ohio Dominican | 12/10/23 |

| #10          | CLANCE CROSBY                                 |
|--------------|---|
| Points       | 4 vs. Fisk 11/13/24                           |
| Rebounds     | 8 vs. Oakwood 11/7/24                         |
| Assists      | 2 vs. Oakwood 11/7/24                         |
| Steals       | 1 vs. Arkansas Baptist 11/11/24               |
| Blocks       | 2 vs. Oakwood 11/7/24;<br>at Georgia 11/19/24 |
| FG Made      | 2 vs. Fisk 11/13/24                           |
| FG Attempts  | 3 vs. Fisk 11/13/24                           |
| 3FG Made     | —   |
| 3FG Attempts | —   |
| FT Made      | 3 at Georgia 11/19/24; vs. Fisk 11/13/24      |
| FT Attempts  | 3 vs. Arkansas Baptist 11/11/24               |

| #11          | AUSTIN HARVELL   |  |
|--------------|--|--|
| Points       | 14 at UT Martin 02/06/21;<br>vs Fisk 11/28/22                                  |  |
| Rebounds     | 10 at Northern Ky. 12/03/20;<br>at Tennessee St. 02/18/21                      |  |
| Assists      | 2 6 times  |  |
| Steals       | 2 6 times  |  |
| Blocks       | 2 at UT Martin 02/06/21;<br>at Murray St. 01/24/22                             |  |
| FG Made      | 5 at Northern Ky. 12/03/20;<br>vs Fisk 11/28/22                                |  |
| FG Attempts  | 9 vs Chattanooga 11/30/20;<br>at Xavier 12/02/20, at Jacksonville St. 12/16/20 |  |
| 3FG Made     | 4 at UT Martin 02/06/21  |  |
| 3FG Attempts | 7 at UT Martin 02/06/21  |  |
| FT Made      | 3 vs SIUE 02/11/21;<br>vs Samford 11/17/22                                     |  |
| FT Attempts  | 4 at Eastern Ill. 01/02/21   |  |

| #13          | ANGOK ANYANG                             |
|--------------|--|
| Points       | 6 vs. Fisk 11/13/24                      |
| Rebounds     | 2 vs. Oakwood 11/7/24                    |
| Assists      | 1 vs. Oakwood 11/7/24; vs. Fisk 11/13/24 |
| Steals       | 1 vs. Oakwood 11/7/24; vs. Fisk 11/13/24 |
| Blocks       | ---                                      |
| FG Made      | 2 vs. Oakwood 11/7/24; vs. Fisk 11/13/24 |
| FG Attempts  | 5 vs. Oakwood 11/7/24                    |
| 3FG Made     | ---                                      |
| 3FG Attempts | ---                                      |
| FT Made      | 2 vs. Fisk 11/13/24                      |
| FT Attempts  | 2 vs. Fisk 11/13/24                      |

|          |    |                        |           |
|----------|----|------------------------|-----------|
| #22      |    | LORENZO DOWNEY         |           |
| Points   | 17 | vs. Texas Southern     | 03/15/24  |
| Rebounds | 13 | at Arkansas-Pine Bluff | 01/06/24  |
| Assists  | 3  | vs Ark.-Pine Bluff     | 01/02/23  |
|          |    | at Ark.-Pine Bluff     | 01/06/24; |
|          |    | vs. Ark.-Pine Bluff    | 02/19/24  |
| Steals   | 4  | vs. Florida A&M        | 02/03/24  |

|              |    |                     |           |                   |           |
|--------------|----|---------------------|-----------|-------------------|-----------|
| Blocks       | 2  | at Samford          | 12/11/23; | at South Alabama  | 12/21/23  |
| FG Made      | 5  | vs South Alabama    | 12/12/22; | at Southern U.    | 03/04/23; |
|              |    |                     |           | vs Texas Southern | 03/10/23  |
| FG Attempts  | 11 | at Grambling        | 03/02/23  |                   |           |
| 3FG Made     | 4  | 5 times             |           |                   |           |
| 3FG Attempts | 8  | at Grambling        | 03/02/23  |                   |           |
| FT Made      | 6  | vs. Texas Southern  | 03/15/24  |                   |           |
| FT Attempts  | 9  | at Mississippi Val. | 02/11/23  |                   |           |

|              |             |   |
|--------------|-------------|---|
| #23          | CHAD MOODIE |   |
| Points       | 24          | at Austin Peay 03/20/24                 |
| Rebounds     | 12          | at Grambling State 02/12/24             |
| Assists      | 5           | vs. Fisk 11/13/24                       |
| Steals       | 2           | at Lipscomb 11/18/23                    |
|              |             | at Arkansas-Pine Bluff 01/06/24;        |
|              |             | vs. Florida A&M 02/03/24                |
| Blocks       | 8           | vs. Alabama State 3/2/24                |
| FG Made      | 11          | at Austin Peay 03/20/24                 |
| FG Attempts  | 16          | at Tennessee State 11/16/24             |
| 3FG Attempts | 1           | at Southern 2/10/24; vs. Fisk 11/13/24; |
|              |             | at Tennessee State 11/16/24             |
| FT Made      | 8           | at Texas Southern 01/27/24              |
| FT Attempts  | 10          | at Texas Southern 01/27/24;             |
|              |             | vs. Arkansas-Pine Bluff 02/19/24;       |
|              |             | vs. Southern 03/09/24                   |

| #30          | DARIUS FORD |   |                             |  |
|--------------|-------------|---|-----------------------------|--|
| Points       | 9           | vs. Oakwood 11/7/24; vs. Fisk 11/13/24; | at Tennessee State 11/16/24 |  |
| Rebounds     | 4           | vs. Oakwood 11/7/24; vs. Fisk 11/13/24  |                             |  |
| Assists      | 6           | vs. Arkansas Baptist 11/11/24           |                             |  |
| Steals       | 5           | at Georgia 11/19/24                     |                             |  |
| Blocks       |             |   |                             |  |
| FG Made      | 4           | vs. Oakwood 11/7/24; vs. Fisk 11/13/24; | at Tennessee State 11/16/24 |  |
| FG Attempts  | 13          | at Tennessee State 11/16/24             |                             |  |
| 3FG Made     |             | 15 times                                |                             |  |
| 3FG Attempts |             | 5 vs. Fisk 11/13/24                     |                             |  |
| FT Made      | 2           | vs. Jackson State 12/06/22              |                             |  |
| FT Attempts  | 2           | vs. Jackson State 12/06/22;             | at Tennessee State 11/16/24 |  |

|              |    |                      |          |
|--------------|----|----------------------|----------|
| #34          |    | BOL KUIR             |          |
| Points       | 10 | vs. Fisk             | 11/13/24 |
| Rebounds     | 7  | vs Oakwood           | 11/7/24  |
| Assists      |    |                      | ---      |
| Steals       | 1  | vs. Fisk             | 11/13/24 |
| Blocks       | 2  | vs Oakwood           | 11/7/24  |
| FG Made      | 5  | vs. Fisk             | 11/13/24 |
| FG Attempts  | 6  | vs. Fisk             | 11/13/24 |
| 3FG Made     |    |                      | ---      |
| 3FG Attempts |    |                      | ---      |
| FT Made      | 1  | vs Oakwood           | 11/7/24; |
|              |    | vs. Arkansas Baptist | 11/11/24 |
| FT Attempts  | 2  | vs. Arkansas Baptist | 11/11/24 |

|              |  |                                       |
|--------------|--|---------------------------------------|
| #55          | AARON SMITH                                      |                                       |
| Points       | 12   | vs. Fisk 11/13/24                     |
| Rebounds     | 7  | vs. Fisk 11/13/24                     |
| Assists      | 4  | vs. Fisk 11/13/24                     |
| Steals       | 2  | vs. Fisk 11/13/24;                    |
|              | at Tennessee State 11/16/24; at Georgia 11/19/24 |                                       |
| Blocks       | 1  | vs. Arkansas Baptist 11/11/24;        |
|              | vs. Fisk 11/13/24; at Georgia 11/19/24           |                                       |
| FG Made      | 4  | vs. Fisk 11/13/24                     |
| FG Attempts  | 6  | vs Oakwood 11/7/24; vs. Fisk 11/13/24 |
| 3FG Made     | 1  | vs. Arkansas Baptist 11/11/24         |
| 3FG Attempts | 3  | vs Oakwood 11/7/24                    |
| FT Made      | 2  | vs Oakwood 11/7/24;                   |
|              | vs. Arkansas Baptist 11/11/24; vs. Fisk 11/13/24 |                                       |
| FT Attempts  | 2  | vs Oakwood 11/7/24;                   |
|              | vs. Arkansas Baptist 11/11/24; vs. Fisk 11/13/24 |                                       |



## ▼ 2024-2025 ALABAMA A&M MEN'S BASKETBALL - INDIVIDUAL LEADERS GAME-BY-GAME

| OPPONENT           | SCORE  | W/L | POINTS     | REBOUNDS  | ASSISTS        | STEALS          | BLOCKS           |
|--------------------|--------|-----|------------|-----------|----------------|-----------------|------------------|
| OAKWOOD            | 121-78 | W   | 13-Moodie  | 8-Crosby  | 6-Abdur-Rahman | 3-Abdur-Rahman  | 3-Seye           |
| ARK. BAPTIST       | 103-57 | W   | 14-Bryant  | 9-Team    | 6-Ford         | 2-Three Players | 2-Moodie, Downey |
| FISK               | 103-69 | W   | 17-Riley   | 11-Moodie | 5-Moodie       | 3-Bryant        | 4-Moodie         |
| at Tennessee State | 81-71  | L   | 21-Moodie  | 8-Team    | 6-Ford         | 2-Three Players | 1-Seye           |
| at Georgia         | 93-45  | L   | 11-McClean | 6-Team    | 4-Ford         | 5-Ford          | 2-Crosby         |

S.C. STATE#

COASTAL CAROLINA#

IU INDIANAPOLIS

LIPSCOMB

at Chattanooga

at UAB

SAMFORD

at Georgia Tech

ARK.-PINE BLUFF\*

MISS VALLEY STATE\*

at Alcorn State\*

at Jackson State\*

ALABAMA STATE\*

TEXAS SOUTHERN\*

PRAIRIE VIEW A&M\*

at Florida A&M\*

at Bethune-Cookman\*

SOUTHERN\*

GRAMBLING STATE\*

at Miss. Valley State\*

at Ark.-Pine Bluff\*

BETHUNE-COOKMAN\*

FLORIDA A&M\*

at Alabama State\*

at Grambling State\*

at Southern\*

\* - SWAC Game

# - Bulldog Bash (Huntsville, Alabama)

## ▼ 2024-2025 ALABAMA A&M MEN'S BASKETBALL - STARTING FIVE

| OPPONENT               | SCORE  | W/L | 1    | 2    | 3       | 4      | 5      |
|------------------------|--------|-----|------|------|---------|--------|--------|
| OAKWOOD                | 121-78 | W   | Ford | Seye | McClean | Downey | Moodie |
| ARK. BAPTIST           | 103-57 | W   | Ford | Seye | McClean | Downey | Moodie |
| FISK                   | 103-69 | W   | Ford | Seye | Riley   | Bryant | Moodie |
| at Tennessee State     | 81-71  | L   | Ford | Seye | McClean | Downey | Moodie |
| at Georgia             | 93-45  | L   | Ford | Seye | McClean | Downey | Moodie |
| S.C. STATE#            |        |     |      |      |         |        |        |
| COASTAL CAROLINA#      |        |     |      |      |         |        |        |
| IU INDIANAPOLIS        |        |     |      |      |         |        |        |
| LIPSCOMB               |        |     |      |      |         |        |        |
| at Chattanooga         |        |     |      |      |         |        |        |
| at UAB                 |        |     |      |      |         |        |        |
| SAMFORD                |        |     |      |      |         |        |        |
| at Georgia Tech        |        |     |      |      |         |        |        |
| ARK.-PINE BLUFF*       |        |     |      |      |         |        |        |
| MISS VALLEY STATE*     |        |     |      |      |         |        |        |
| at Alcorn State*       |        |     |      |      |         |        |        |
| at Jackson State*      |        |     |      |      |         |        |        |
| ALABAMA STATE*         |        |     |      |      |         |        |        |
| TEXAS SOUTHERN*        |        |     |      |      |         |        |        |
| PRAIRIE VIEW A&M*      |        |     |      |      |         |        |        |
| at Florida A&M*        |        |     |      |      |         |        |        |
| at Bethune-Cookman*    |        |     |      |      |         |        |        |
| SOUTHERN*              |        |     |      |      |         |        |        |
| GRAMBLING STATE*       |        |     |      |      |         |        |        |
| at Miss. Valley State* |        |     |      |      |         |        |        |
| at Ark.-Pine Bluff*    |        |     |      |      |         |        |        |
| BETHUNE-COOKMAN*       |        |     |      |      |         |        |        |
| FLORIDA A&M*           |        |     |      |      |         |        |        |
| at Alabama State*      |        |     |      |      |         |        |        |
| at Grambling State*    |        |     |      |      |         |        |        |
| at Southern*           |        |     |      |      |         |        |        |

\* - SWAC Game

# - Bulldog Bash (Huntsville, Alabama)

# ▼ 2024-2025 ALABAMA A&M MEN'S BASKETBALL - INDIVIDUAL STATISTICS



## 2024-25 Alabama A&M Men's Basketball Combined Team Statistics All games

Page 1/1  
as of Nov 20, 2024

### Game Records

| Record         | Overall | Home | Away | Neutral |
|----------------|---------|------|------|---------|
| ALL GAMES      | 3-2     | 3-0  | 0-2  | 0-0     |
| CONFERENCE     | 0-0     | 0-0  | 0-0  | 0-0     |
| NON-CONFERENCE | 3-2     | 3-0  | 0-2  | 0-0     |

### Score by Periods

| Team        | 1st | 2nd | OT | TOT |
|-------------|-----|-----|----|-----|
| Alabama A&M | 235 | 208 | 0  | 443 |
| Opponents   | 182 | 196 | 0  | 378 |

### Team Box Score

| No.       | Player              |       |        |      | Total   |      | 3-Point  |       | F-Throw |       | Rebounds |     |     |      |     |    |    |     |     |     |     |      |  |  |
|-----------|---------------------|-------|--------|------|---------|------|----------|-------|---------|-------|----------|-----|-----|------|-----|----|----|-----|-----|-----|-----|------|--|--|
|           |                     | GP-GS | MIN    | AVG  | FG-FGA  | FG%  | 3FG-3FGA | 3FG%  | FT-FTA  | FT%   | OFF      | DEF | TOT | AVG  | PF  | DQ | A  | TO  | BLK | STL | PTS | AVG  |  |  |
| 5         | RILEY, London       | 3-1   | 53:48  | 17.9 | 13-22   | .591 | 11-19    | .579  | 4-4     | 1.000 | 1        | 2   | 3   | 1.0  | 3   | 0  | 5  | 0   | 0   | 0   | 41  | 13.7 |  |  |
| 23        | MOODIE, Chad        | 5-5   | 107:47 | 21.6 | 29-46   | .630 | 0-2      | .000  | 9-20    | .450  | 10       | 19  | 29  | 5.8  | 7   | 0  | 8  | 13  | 8   | 4   | 67  | 13.4 |  |  |
| 0         | BRYANT, AC          | 5-1   | 88:04  | 17.6 | 18-36   | .500 | 4-12     | .333  | 11-19   | .579  | 8        | 6   | 14  | 2.8  | 10  | 0  | 9  | 2   | 0   | 4   | 51  | 10.2 |  |  |
| 7         | SEYE, Saliou        | 5-5   | 74:50  | 15.0 | 15-33   | .455 | 2-9      | .222  | 7-10    | .700  | 7        | 11  | 18  | 3.6  | 14  | 0  | 2  | 6   | 6   | 6   | 39  | 7.8  |  |  |
| 55        | SMITH, Aaron        | 5-0   | 71:06  | 14.2 | 13-26   | .500 | 3-8      | .375  | 6-6     | 1.000 | 10       | 10  | 20  | 4.0  | 9   | 0  | 7  | 7   | 3   | 7   | 35  | 7.0  |  |  |
| 12        | YEH, Warren         | 2-0   | 25:13  | 12.6 | 4-13    | .308 | 2-7      | .286  | 4-7     | .571  | 2        | 2   | 4   | 2.0  | 3   | 0  | 1  | 5   | 0   | 1   | 14  | 7.0  |  |  |
| 30        | FORD, Darius        | 5-5   | 104:07 | 20.8 | 15-36   | .417 | 4-16     | .250  | 0-2     | .000  | 4        | 9   | 13  | 2.6  | 9   | 0  | 23 | 15  | 0   | 10  | 34  | 6.8  |  |  |
| 8         | MCLEAN, Dylan       | 4-4   | 61:24  | 15.4 | 8-15    | .533 | 4-6      | .667  | 3-4     | .750  | 3        | 2   | 5   | 1.3  | 7   | 0  | 1  | 5   | 1   | 2   | 23  | 5.8  |  |  |
| 9         | GREER, Ejay         | 5-0   | 59:55  | 12.0 | 10-27   | .370 | 3-11     | .273  | 5-7     | .714  | 4        | 8   | 12  | 2.4  | 4   | 0  | 3  | 5   | 0   | 2   | 28  | 5.6  |  |  |
| 34        | KUIR, Bol           | 5-0   | 47:25  | 9.5  | 11-20   | .550 | 0-0      | .000  | 2-3     | .667  | 5        | 9   | 14  | 2.8  | 10  | 0  | 0  | 2   | 2   | 1   | 24  | 4.8  |  |  |
| 22        | DOWNEY, Lorenzo     | 4-4   | 75:40  | 18.9 | 6-21    | .286 | 5-15     | .333  | 0-0     | .000  | 3        | 7   | 10  | 2.5  | 8   | 0  | 6  | 6   | 2   | 3   | 17  | 4.3  |  |  |
| 3         | LEE, Eric           | 5-0   | 46:20  | 9.3  | 7-15    | .467 | 1-1      | 1.000 | 5-5     | 1.000 | 6        | 7   | 13  | 2.6  | 4   | 0  | 6  | 3   | 0   | 5   | 20  | 4.0  |  |  |
| 6         | COLON, Jaylen       | 5-0   | 52:15  | 10.5 | 6-19    | .316 | 5-16     | .313  | 0-0     | .000  | 1        | 5   | 6   | 1.2  | 6   | 1  | 10 | 3   | 0   | 3   | 17  | 3.4  |  |  |
| 13        | ANYANG, Angok       | 3-0   | 29:12  | 9.7  | 4-9     | .444 | 0-0      | .000  | 2-2     | 1.000 | 1        | 2   | 3   | 1.0  | 10  | 1  | 2  | 2   | 0   | 2   | 10  | 3.3  |  |  |
| 10        | CROSBY, Clance      | 5-0   | 36:09  | 7.2  | 6-10    | .600 | 0-0      | .000  | 0-6     | .000  | 6        | 10  | 16  | 3.2  | 13  | 1  | 3  | 5   | 4   | 1   | 12  | 2.4  |  |  |
| 2         | ABDUR-RAHMAN, Bilal | 5-0   | 62:48  | 12.6 | 2-14    | .143 | 0-4      | .000  | 7-10    | .700  | 2        | 11  | 13  | 2.6  | 9   | 0  | 8  | 6   | 0   | 4   | 11  | 2.2  |  |  |
| 14        | OLADIPO, Ademola    | 1-0   | 03:56  | 3.9  | 0-0     | .000 | 0-0      | .000  | 0-0     | .000  | 0        | 0   | 0   | 0.0  | 0   | 0  | 0  | 0   | 0   | 0   | 0   | 0.0  |  |  |
| Team      |                     |       |        |      |         |      |          |       |         |       | 15       | 11  | 26  |      |     |    |    | 1   |     |     |     |      |  |  |
| Total     |                     | 5     | 1000   |      | 167-362 | .461 | 44-126   | .349  | 65-105  | .619  | 88       | 131 | 219 | 43.8 | 126 | 3  | 94 | 86  | 26  | 55  | 443 | 88.6 |  |  |
| Opponents |                     | 5     | 1000   |      | 121-289 | .419 | 34-99    | .343  | 100-161 | .621  | 66       | 128 | 194 | 38.8 | 87  | 2  | 71 | 105 | 23  | 51  | 378 | 75.6 |  |  |

### Team Statistics

|                        | AAMU           | OPP            |
|------------------------|----------------|----------------|
| <b>Scoring</b>         | <b>443</b>     | <b>378</b>     |
| Points per game        | 88.6           | 75.6           |
| Scoring margin         | +13.0          | -              |
| <b>Field goals-att</b> | <b>167-362</b> | <b>121-289</b> |
| Field goal pct         | .461           | .419           |
| <b>3 point fg-att</b>  | <b>44-126</b>  | <b>34-99</b>   |
| 3-point FG pct         | .349           | .343           |
| 3-pt FG made per game  | 8.8            | 6.8            |
| <b>Free throws-att</b> | <b>65-105</b>  | <b>100-161</b> |
| Free throw pct         | .619           | .621           |
| F-Throws made per game | 13.0           | 20.0           |
| <b>Rebounds</b>        | <b>219</b>     | <b>194</b>     |
| Rebounds per game      | 43.8           | 38.8           |
| Rebounding margin      | +5.0           | -              |
| <b>Assists</b>         | <b>94</b>      | <b>71</b>      |
| Assists per game       | 18.8           | 14.2           |
| <b>Turnovers</b>       | <b>86</b>      | <b>105</b>     |
| Turnovers per game     | 17.2           | 21.0           |
| Turnover margin        | +3.8           | -              |
| Assist/turnover ratio  | 1.1            | 0.7            |
| <b>Steals</b>          | <b>55</b>      | <b>51</b>      |
| Steals per game        | 11.0           | 10.2           |
| <b>Blocks</b>          | <b>26</b>      | <b>23</b>      |
| Blocks per game        | 5.2            | 4.6            |
| <b>Winning streak</b>  | <b>0</b>       | <b>-</b>       |
| Home win streak        | 3              | -              |
| <b>Attendance</b>      | <b>7360</b>    | <b>6770</b>    |
| Home games-Avg/Game    | 3-2453         | 2-3385         |
| Neutral site-Avg/Game  | -              | 0-0            |

### Team Results


| Date       | Opponent         |   | Score  | Att. |
|------------|------------------|---|--------|------|
| 11/07/2024 | Oakwood          | W | 121-78 | 4851 |
| 11/11/2024 | Ark. Baptist     | W | 103-57 | 1352 |
| 11/13/2024 | Fisk             | W | 103-69 | 1157 |
| 11/16/2024 | at Tennessee St. | L | 71-81  | 995  |
| 11/19/2024 | at Georgia       | L | 45-93  | 5775 |



# 2024-2025 ALABAMA A&M MEN'S BASKETBALL - BOX SCORES

## 1 Alabama A&M 121, Oakwood 78

November 7 // Huntsville, Alabama  
AAMU Event Center [4,851]

|  |                  | Official Basketball Box Score - Final                     |           |           |           |                       |                |       |       |      |      | Game Time: 5:30 PM  |     |     |
|---|------------------|---|-----------|-----------|-----------|-----------------------|----------------|-------|-------|------|------|---------------------|-----|-----|
|   |                  | Oakwood at Alabama A&M                                    |           |           |           |                       |                |       |       |      |      | Game Duration: 2:15 |     |     |
|   |                  | 11/07/24 Event Center, Huntsville                         |           |           |           |                       |                |       |       |      |      | Attendance: 4,851   |     |     |
|   |                  | 2024-25 Men's Basketball                                  |           |           |           |                       |                |       |       |      |      |                     |     |     |
|   |                  | Officials: Byron Evans, Michael Smith Jr., Talmadge Scott |           |           |           |                       |                |       |       |      |      |                     |     |     |
| Oakwood - 78  |                  | Record: 0-1   |           |           |           |                       |                |       |       |      |      |                     |     |     |
| NO.   | Name             | Min   | FG<br>M-A | 3P<br>M-A | FT<br>M-A | Rebounds<br>OR DR TOT | Fouls<br>PF FO | TP    | AS    | TO   | ST   | Blocks<br>BS BA     | +/- |     |
| 2   | Jordan Bell      | F 33:39   | 8-21      | 3-8       | 5-12      | 3 7 10                | 0 7            | 24    | 5     | 0    | 2    | 0                   | 1   | -33 |
| 0   | Jaywill Thornton | G 13:58   | 2-8       | 0-0       | 1-4       | 1 1 2                 | 0 2            | 5     | 1     | 1    | 3    | 0                   | 4   | -14 |
| 12  | Jerry Randle     | G 12:31   | 0-4       | 0-3       | 0-0       | 2 1 3                 | 3 2            | 0     | 0     | 1    | 0    | 0                   | 0   | -23 |
| 14  | Steven Arsh      | G 10:58   | 0-2       | 0-0       | 1-2       | 0 1 1                 | 1 2            | 1     | 0     | 3    | 1    | 0                   | 1   | -33 |
| 24  | Damon Fann       | G 16:26   | 1-5       | 1-3       | 2-4       | 0 2 2                 | 2 2            | 5     | 4     | 0    | 4    | 0                   | 1   | -25 |
| 3   | Brian Williams   | 08:27   | 0-0       | 0-0       | 0-0       | 0 0 0                 | 1 0            | 0     | 0     | 1    | 0    | 0                   | 0   | -13 |
| 5   | Nicholas Kennard | 19:15   | 4-7       | 3-5       | 4-4       | 2 1 3                 | 1 4            | 15    | 3     | 4    | 1    | 0                   | 1   | -14 |
| 55  | Chase Jackson    | 21:01   | 3-7       | 2-4       | 3-4       | 1 2 3                 | 2 5            | 11    | 2     | 2    | 0    | 0                   | 0   | -35 |
| 23  | Amonte Harmon    | 15:47   | 0-4       | 0-1       | 0-2       | 0 4 4                 | 3 1            | 0     | 0     | 1    | 0    | 0                   | 0   | -18 |
| 30  | Morara Nattal    | 04:32   | 1-2       | 0-0       | 0-0       | 1 0 1                 | 1 0            | 2     | 1     | 0    | 1    | 0                   | 0   | -5  |
| 13  | Carson Badgett   | 17:10   | 2-4       | 0-1       | 3-5       | 0 1 1                 | 2 4            | 7     | 1     | 1    | 1    | 0                   | 1   | -9  |
| 11  | Khari Person     | 13:20   | 2-3       | 0-0       | 0-0       | 1 1 2                 | 1 4            | 0     | 0     | 1    | 4    | 0                   | 0   | -7  |
| 21  | Julius Mitchell  | 12:56   | 0-1       | 0-0       | 4-6       | 0 1 1                 | 1 3            | 4     | 0     | 3    | 1    | 0                   | 1   | 2   |
| Team  |                  |   |           |           |           | 3 6                   |                | 0     |       | 3    |      |                     |     |     |
| Totals  |                  |   | 23-68     | 9-25      | 23-43     | 14 25                 | 39 18          | 33 78 | 13 24 | 10 1 | 9 43 |                     |     |     |


| Alabama A&M - 121 |                    |         |       |       |       |          |       |    |    |    |     |        |    |    |                          |       |       |
|-------------------|--------------------|---------|-------|-------|-------|----------|-------|----|----|----|-----|--------|----|----|--------------------------|-------|-------|
| Record: 1-0       |                    |         |       |       |       |          |       |    |    |    |     |        |    |    |                          |       |       |
| NO.               | Name               | Min     | FG    | 3P    | FT    | Rebounds | Fouls | TP | AS | TO | ST  | Blocks | BS | BA | +/-                      |       |       |
|                   |                    |         | M     | A     | M     | A        | OR    | DR | TP | PF | FF  | BB     | BA |    |                          |       |       |
| 7                 | Salio Seye         | 14:20   | 4-6   | 0-0   | 0-0   | 2        | 3     | 5  | 1  | 0  | 8   | 2      | 0  | 0  | 22                       |       |       |
| 23                | Chad Moodie        | 14:03   | 5-5   | 0-0   | 3-4   | 1        | 4     | 5  | 0  | 2  | 13  | 2      | 2  | 1  | 28                       |       |       |
| 8                 | Dylan McLean       | G 12:00 | 4-5   | 1-1   | 3-4   | 2        | 1     | 3  | 3  | 2  | 12  | 0      | 1  | 1  | 0                        | 27    |       |
| 22                | Lorenzo Downey     | G 13:45 | 1-3   | 1-3   | 0-0   | 0        | 3     | 3  | 3  | 0  | 3   | 0      | 0  | 1  | 0                        | 30    |       |
| 30                | Darius Ford        | G 13:21 | 4-7   | 1-4   | 0-0   | 0        | 4     | 4  | 2  | 2  | 9   | 5      | 1  | 2  | 0                        | 31    |       |
| 0                 | AC Bryant          | 10:24   | 3-4   | 1-2   | 2-5   | 0        | 0     | 0  | 4  | 4  | 9   | 1      | 0  | 0  | 0                        | 15    |       |
| 3                 | Eric Lee           | 09:27   | 2-2   | 1-1   | 0-0   | 0        | 1     | 1  | 0  | 0  | 5   | 1      | 1  | 0  | 0                        | 4     |       |
| 5                 | London Riley       | 11:12   | 3-6   | 3-6   | 2-2   | 0        | 1     | 1  | 1  | 1  | 11  | 1      | 0  | 0  | 0                        | 3     |       |
| 2                 | Bilal Abdur-Rahman | 16:08   | 1-4   | 0-0   | 0-0   | 5        | 5     | 2  | 1  | 2  | 6   | 2      | 3  | 0  | 0                        | 9     |       |
| 10                | Clance Crosby      | 10:01   | 1-2   | 0-0   | 0-2   | 3        | 5     | 8  | 0  | 1  | 2   | 2      | 1  | 0  | 2                        | 11    |       |
| 13                | Angok Anyang       | 08:34   | 2-5   | 0-0   | 0-0   | 1        | 1     | 2  | 2  | 0  | 4   | 1      | 0  | 1  | 0                        | 3     |       |
| 6                 | Jaylen Colon       | 10:31   | 2-4   | 2-4   | 0-0   | 0        | 2     | 2  | 5  | 0  | 6   | 2      | 1  | 1  | 0                        | 3     |       |
| 9                 | Eljay Greer        | 13:58   | 4-7   | 0-2   | 3-4   | 3        | 3     | 6  | 2  | 1  | 1   | 2      | 1  | 0  | 0                        | 4     |       |
| 12                | Warren Yeh         | 16:00   | 4-13  | 2-7   | 1-2   | 1        | 0     | 1  | 2  | 1  | 11  | 0      | 4  | 1  | 0                        | 12    |       |
| 34                | Bol Kuir           | 11:31   | 4-5   | 0-0   | 1-1   | 2        | 5     | 7  | 4  | 1  | 9   | 0      | 2  | 0  | 2                        | 2     |       |
| 55                | Aaron Smith        | 14:45   | 2-6   | 0-3   | 2-2   | 1        | 2     | 3  | 3  | 1  | 6   | 1      | 1  | 0  | 0                        | 11    |       |
| Team              |                    |         |       |       |       | 1        | 1     | 2  |    | 0  |     | 0      |    |    |                          |       |       |
| Totals            |                    |         | 46-84 | 12-33 | 17-26 | 17       | 41    | 58 | 34 | 18 | 121 | 25     | 18 | 12 | 9                        | 1     | 43    |
|                   |                    |         |       |       |       |          |       |    |    |    |     |        |    |    | Shooting By Period       |       |       |
|                   |                    |         |       |       |       |          |       |    |    |    |     |        |    |    | 1 <sup>st</sup> 3PT      | 20-38 | 52.6% |
|                   |                    |         |       |       |       |          |       |    |    |    |     |        |    |    | 2 <sup>nd</sup> 3PT      | 9-22  | 40.9% |
|                   |                    |         |       |       |       |          |       |    |    |    |     |        |    |    | FT%                      | 15-23 | 65.2% |
|                   |                    |         |       |       |       |          |       |    |    |    |     |        |    |    | 3 <sup>rd</sup> 3PT      | 26-46 | 56.5% |
|                   |                    |         |       |       |       |          |       |    |    |    |     |        |    |    | FT%                      | 3-11  | 27.3% |
|                   |                    |         |       |       |       |          |       |    |    |    |     |        |    |    | GM%                      | 2-3   | 66.7% |
|                   |                    |         |       |       |       |          |       |    |    |    |     |        |    |    | FTM%                     | 46-84 | 54.8% |
|                   |                    |         |       |       |       |          |       |    |    |    |     |        |    |    | 3PT%                     | 12-33 | 36.4% |
|                   |                    |         |       |       |       |          |       |    |    |    |     |        |    |    | FT%                      | 17-26 | 65.4% |
|                   |                    |         |       |       |       |          |       |    |    |    |     |        |    |    | Dead Ball Rebounds: 5, 1 |       |       |

| OAK              |                           | AAMU                       |  | Points from   |       | Period by Period Scoring |           |
|------------------|---------------------------|----------------------------|--|---------------|-------|--------------------------|-----------|
| Biggest lead     | 0 (1 <sup>st</sup> 20:00) | 45 (2 <sup>nd</sup> 13:42) |  | Turnovers     | 20 38 | 1st 2nd TOT              |           |
| Best Scoring Run | 9 (2 <sup>nd</sup> 7:12)  | 11 (2 <sup>nd</sup> 16:25) |  | Paint         | 26 54 | 3rd 4th TOT              |           |
| Lead Changes     | 0                         | 2                          |  | Second Chance | 12 23 | AAC                      | 32 46 78  |
| Times Tied       | 0                         | 1                          |  | Fast Breaks   | 11 28 | AAMU                     | 64 57 121 |
| Time with Lead   | 00:00                     | 39:41                      |  | Bench         | 43 76 |                          |           |



## 3 Alabama A&M 103, Fisk 69

November 13 // Huntsville, Alabama  
AAMU Event Center [1,157]



Official Basketball Box Score - Final

Fisk at Alabama A&M

11/13/25 Event Center, Huntsville

2024-25 Men's Basketball

Game Time: 7:00 PM

Game Duration: 1:40

Attendance: 1,155

Officials: Patrick Evans, Beau Melancon, Kael Saly

Record: 2-3

| NO. Name                   | Min     | FG    | 3P    | FT    | Rebounds | Fouls | TP | AS | TO | ST | Blocks | BS | BA | +/- |     |
|----------------------------|---------|-------|-------|-------|----------|-------|----|----|----|----|--------|----|----|-----|-----|
| 0 Mark Cooper              | G 26:56 | 1-2   | 1-1   | 0-1   | 0        | 0     | 0  | 1  | 2  | 3  | 6      | 4  | 1  | 0   | -19 |
| 1 Doyel Cockrill III       | G 35:24 | 8-18  | 4-10  | 2-4   | 0        | 0     | 0  | 1  | 3  | 22 | 3      | 4  | 1  | 0   | -35 |
| 11 Carrington Allen        | G 11:31 | 0-0   | 0-0   | 0-0   | 0        | 0     | 0  | 0  | 0  | 1  | 3      | 2  | 0  | 0   | -12 |
| 13 Michael Anley           | G 20:26 | 1-6   | 0-2   | 0-2   | 0        | 4     | 8  | 3  | 2  | 2  | 1      | 0  | 1  | 0   | -7  |
| 35 Ty Jackson              | G 07:08 | 0-4   | 0-0   | 1-2   | 0        | 1     | 1  | 3  | 2  | 1  | 0      | 1  | 0  | 0   | -6  |
| 3 Justin McNeiklan         | G 16:12 | 4-12  | 4-8   | 0-0   | 1        | 1     | 2  | 0  | 1  | 12 | 0      | 0  | 0  | 0   | -12 |
| 14 Kallion Benton-Hamilton | G 09:35 | 0-3   | 0-3   | 0-0   | 0        | 1     | 1  | 0  | 0  | 0  | 0      | 0  | 0  | 0   | -13 |
| 22 Solomon Mustafa-Reid    | G 32:52 | 6-8   | 0-0   | 1-2   | 2        | 6     | 8  | 3  | 19 | 1  | 6      | 1  | 2  | 0   | -28 |
| 5 Tylicy Coley             | G 07:07 | 0-2   | 0-1   | 0-0   | 0        | 0     | 0  | 0  | 0  | 0  | 1      | 0  | 1  | 0   | -10 |
| 15 Luscious Jackson        | G 06:30 | 0-0   | 0-0   | 0-0   | 1        | 0     | 1  | 0  | 0  | 0  | 1      | 0  | 0  | 0   | -2  |
| 12 Michel Seay             | G 09:47 | 0-2   | 0-0   | 0-0   | 3        | 2     | 2  | 0  | 3  | 2  | 1      | 0  | 0  | 2   | -11 |
| 10 Joshua Thompson         | G 09:02 | 1-2   | 0-0   | 0-0   | 0        | 2     | 2  | 0  | 0  | 2  | 0      | 1  | 2  | 1   | -7  |
| 12 Chase Ball              | G 07:30 | 1-2   | 1-1   | 6-6   | 1        | 0     | 1  | 2  | 3  | 5  | 0      | 0  | 0  | 0   | -8  |
| Team                       |         |       |       |       | 5        | 6     | 11 | 2  |    |    | 1      |    |    |     |     |
| Totals                     |         | 23-62 | 10-26 | 13-21 | 14       | 23    | 37 | 13 | 18 | 69 | 16     | 22 | 9  | 3   | -34 |

Shooting By Period

|         |       |       |
|---------|-------|-------|
| 1st FG% | 11-32 | 34.4% |
| 2nd FG% | 5-6   | 83.3% |
| 3rd FG% | 13-20 | 65.0% |
| 4th FG% | 12-20 | 60.0% |
| GM FG%  | 23-62 | 37.1% |
| 3PT%    | 10-26 | 38.5% |
| FT%     | 13-21 | 61.9% |

Dead Ball Rebounds: 4-4

| Alabama A&M - 103     |         |       |       |       |          |       |    |    |    |     |        |    |    |     |    |    |
|-----------------------|---------|-------|-------|-------|----------|-------|----|----|----|-----|--------|----|----|-----|----|----|
| Record: 3-0           |         |       |       |       |          |       |    |    |    |     |        |    |    |     |    |    |
| NO. Name              | Min     | FG    | 3P    | FT    | Rebounds | Fouls | TP | AS | TO | ST  | Blocks | BS | BA | +/- |    |    |
|                       |         |       |       |       | OR       | FR    |    |    |    |     |        |    |    |     |    |    |
| 7 Salio Seye          | F 09:27 | 3-9   | 1-3   | 2-2   | 0        | 1     | 1  | 3  | 3  | 9   | 0      | 0  | 2  | 2   | 0  | 13 |
| 23 Chad Moodie        | F 21:53 | 5-8   | 0-1   | 2-4   | 4        | 7     | 11 | 0  | 2  | 12  | 5      | 5  | 1  | 4   | 0  | 13 |
| 0 AC Bryant           | G 22:40 | 4-8   | 2-4   | 2-2   | 3        | 4     | 7  | 1  | 1  | 12  | 3      | 0  | 0  | 3   | 0  | 19 |
| 5 London Riley        | F 21:48 | 5-8   | 5-8   | 2-2   | 1        | 1     | 2  | 0  | 0  | 17  | 2      | 0  | 0  | 0   | 13 |    |
| 30 Darius Ford        | G 02:32 | 4-9   | 1-5   | 0-0   | 1        | 3     | 4  | 1  | 1  | 9   | 2      | 1  | 0  | 0   | 16 |    |
| 3 Eric Lee            | F 12:05 | 1-4   | 0-0   | 0-0   | 2        | 2     | 4  | 1  | 1  | 2   | 3      | 1  | 2  | 0   | 1  | 24 |
| 13 Angok Anyang       | 14:50   | 2-4   | 0-0   | 2-2   | 0        | 1     | 1  | 5  | 1  | 6   | 1      | 1  | 1  | 0   | 26 |    |
| 9 Eljay Greer         | F 15:10 | 3-6   | 0-2   | 0-1   | 1        | 1     | 2  | 0  | 2  | 8   | 0      | 0  | 0  | 0   | 18 |    |
| 2 Bilal Abdur-Rahman  | F 12:18 | 1-3   | 0-1   | 0-0   | 0        | 0     | 1  | 0  | 0  | 6   | 1      | 0  | 0  | 0   | 14 |    |
| 10 Clarence Crosby    | G 05:31 | 2-3   | 0-0   | 0-0   | 0        | 2     | 2  | 5  | 0  | 4   | 0      | 1  | 0  | 0   | -1 |    |
| 6 Jaylen Colon        | F 14:36 | 1-6   | 0-4   | 0-0   | 2        | 2     | 5  | 0  | 2  | 5   | 1      | 1  | 0  | 0   | 11 |    |
| 55 Aaron Smith        | F 13:17 | 4-6   | 2-2   | 2-2   | 4        | 3     | 7  | 0  | 2  | 12  | 4      | 3  | 2  | 1   | 1  | 9  |
| 34 Bol Kuir           | F 11:57 | 5-6   | 0-0   | 0-0   | 2        | 1     | 3  | 0  | 0  | 10  | 0      | 1  | 0  | 1   | 4  |    |
| 14 Ademola Otiodipo   | F 03:56 | 0-0   | 0-0   | 0-0   | 0        | 0     | 0  | 0  | 0  | 0   | 0      | 0  | 0  | 0   | -1 |    |
| Team                  |         |       |       |       | 0        | 1     |    | 1  |    | 0   |        |    |    |     |    |    |
| Totals                |         | 40-80 | 11-30 | 12-15 | 18       | 29    | 47 | 18 | 13 | 103 | 26     | 14 | 13 | 7   | 3  | 34 |
| Technical Fouls: NONE |         |       |       |       |          |       |    |    |    |     |        |    |    |     |    |    |

| FISK             |                           | AAMU                       |  | Points from   |    | Period by Period Scoring |  |
|------------------|---------------------------|----------------------------|--|---------------|----|--------------------------|--|
| Biggest lead     | 0 (1 <sup>st</sup> 20:00) | 36 (2 <sup>nd</sup> 0:27)  |  | Turnovers     | 17 | 23                       |  |
| Best Scoring Run | 6 (2 <sup>nd</sup> 14:21) | 14 (1 <sup>st</sup> 12:31) |  | Paint         | 24 | 48                       |  |
| Lead Changes     | 0                         | 2                          |  | Second Chance | 12 | 13                       |  |
| Times Tied       | 0                         | 1                          |  | Fast Breaks   | 6  | 18                       |  |
| Time with Lead   | 00:00                     | 39:18                      |  | Bench         | 39 | 44                       |  |



## 2 Alabama A&M 103, Arkansas Baptist 57

November 7 // Huntsville, Alabama  
AAMU Event Center [1,483]

|                                   |  |     |       |       |     |     |    |          |    |       |    |    |    |    |                     |    |        |     |    |    |
|-----------------------------------|--|-----|-------|-------|-----|-----|----|----------|----|-------|----|----|----|----|---------------------|----|--------|-----|----|----|
| Ark. Baptist at Alabama A&M       |  |     |       |       |     |     |    |          |    |       |    |    |    |    | Game Time: 7:00 PM  |    |        |     |    |    |
| 11/17/24 Event Center, Huntsville |  |     |       |       |     |     |    |          |    |       |    |    |    |    | Game Duration: 2:17 |    |        |     |    |    |
| 2024-25 Men's Basketball          |  |     |       |       |     |     |    |          |    |       |    |    |    |    | Attendance: 1,351   |    |        |     |    |    |
| Officials:                        |  |     |       |       |     |     |    |          |    |       |    |    |    |    |                     |    |        |     |    |    |
| Ark. Baptist - 57                 |  |     |       |       |     |     |    |          |    |       |    |    |    |    |                     |    |        |     |    |    |
| Record: 2-3                       |  |     |       |       |     |     |    |          |    |       |    |    |    |    |                     |    |        |     |    |    |
| NO. Name                          |  | Min | FG    | 3P    | FT  | OR  |    | Rebounds |    | Fouls |    | TP |    | AS | TO                  | ST | Blocks | +/- |    |    |
|                                   |  |     |       |       |     |     | DR | UD       | PP | FT    |    |    |    |    |                     |    | BS     | BA  |    |    |
| 0 Nicksios Moye                   |  | G   | 21:53 | 0-4   | 0-1 | 0-0 | 0  | 0        | 0  | 4     | 0  | 1  | 2  | 1  | 0                   | 1  | 0      | 1   | 1  | 30 |
| 3 Nataniel Braden                 |  | G   | 34:14 | 4-11  | 0-1 | 6-8 | 0  | 1        | 1  | 1     | 5  | 14 | 3  | 0  | 2                   | 0  | 2      | 0   | 40 |    |
| 4 Ryan Gordon                     |  | F   | 10:57 | 1-1   | 0-0 | 0-0 | 0  | 0        | 0  | 0     | 0  | 2  | 1  | 0  | 0                   | 0  | 0      | 0   | 7  |    |
| 22 Deavon Bankston                |  | G   | 27:56 | 3-6   | 1-1 | 5-6 | 2  | 4        | 6  | 3     | 5  | 12 | 2  | 6  | 2                   | 2  | 1      | 37  | 37 |    |
| 23 Terrance Stewart               |  | F   | 14:38 | 1-3   | 0-0 | 0-0 | 1  | 1        | 0  | 1     | 3  | 0  | 2  | 1  | 0                   | 0  | 2      | 9   | 9  |    |
| 21 Safae Shepard                  |  | F   | 20:07 | 3-4   | 0-1 | 1-1 | 1  | 2        | 3  | 0     | 2  | 7  | 0  | 1  | 1                   | 0  | 0      | 28  | 28 |    |
| 5 Jabaz Sims                      |  | F   | 22:55 | 1-5   | 0-2 | 2-2 | 0  | 2        | 2  | 1     | 1  | 4  | 3  | 3  | 0                   | 0  | 0      | 23  | 23 |    |
| 12 Malik Kaba                     |  | F   | 22:37 | 4-6   | 0-0 | 1-2 | 0  | 3        | 3  | 3     | 1  | 9  | 1  | 2  | 0                   | 1  | 1      | 59  | 59 |    |
| 24 Koreia McCay                   |  | F   | 13:38 | 2-5   | 0-0 | 1-2 | 1  | 1        | 2  | 3     | 1  | 5  | 0  | 1  | 1                   | 0  | 0      | 20  | 20 |    |
| 12 Dylan Woods                    |  | DE  | 02:47 | 0-1   | 0-0 | 0-0 | 1  | 1        | 2  | 0     | 0  | 0  | 0  | 0  | 0                   | 0  | 0      | 0   | 0  |    |
| 10 Rodregus Patton                |  | F   | 05:09 | 0-1   | 0-1 | 0-1 | 0  | 0        | 0  | 0     | 1  | 0  | 0  | 1  | 0                   | 0  | 0      | 0   | 0  |    |
| 25 Michael Dale                   |  | F   | 09:09 | 0-1   | 0-1 | 2-2 | 0  | 0        | 0  | 0     | 0  | 0  | 0  | 0  | 0                   | 0  | 0      | 0   | 0  |    |
| Team                              |  |     |       |       |     |     | 2  | 4        | 6  |       | 0  |    |    | 1  | 0                   | 0  | 0      | 0   | 0  |    |
| Totals                            |  |     | 19:48 | 17-19 | 2-8 | 14  | 8  | 26       | 20 | 17    | 57 | 10 | 23 | 7  | 5                   | 5  | 46     |     |    |    |
| Technical Fouls: NONE             |  |     |       |       |     |     |    |          |    |       |    |    |    |    |                     |    |        |     |    |    |

▼ 2024-2025 ALABAMA A&M MEN'S BASKETBALL - BOX SCORES

5

Georgia 93, Alabama A&M 45

November 19 // Athens, Georgia

Stegeman Coliseum [5,775]

NCAA

Official Basketball Box Score - Final

Alabama A&M at Georgia

11/19/24 Stegeman Coliseum, Athens

2024-25 Men's Basketball

Game Time: 7:00 PM

Game Duration: 2:14

Attendance: 5,775

Officials: Olando Poole, Owen Shortt, Michael Swoboda

Alabama A&M - 45

Record: 3-2

| NO.    | Name               | Min     | FG<br>M-A | 3P<br>M-A | FT<br>M-A | Rebounds<br>OR DR TOT | Fouls<br>PF FD | TP | AS | TO | ST | Blocks<br>BS BA | +/- |
|--------|--------------------|---------|-----------|-----------|-----------|-----------------------|----------------|----|----|----|----|-----------------|-----|
| 7      | Saliou Seye        | F 20:30 | 2-5       | 1-3       | 2-2       | 1 2 3                 | 3 1 7          | 0  | 2  | 0  | 0  | 0 0             | -25 |
| 23     | Chad Moodie        | F 15:39 | 4-9       | 0-0       | 0-1       | 0 0 0                 | 3 1 8          | 0  | 0  | 0  | 0  | 2 -11           |     |
| 8      | Dylan McLean       | G 23:28 | 4-8       | 3-4       | 0-0       | 1 0 1                 | 2 1 11         | 0  | 1  | 1  | 1  | 0 -34           |     |
| 22     | Lorenzo Downey     | G 15:49 | 1-3       | 0-0       | 0-0       | 1 1 2                 | 2 0 2          | 1  | 2  | 0  | 0  | 1 -15           |     |
| 30     | Darius Ford        | G 23:27 | 0-2       | 0-2       | 0-0       | 0 1 1                 | 3 1 0          | 4  | 7  | 5  | 0  | 0 -29           |     |
| 10     | Clance Crosby      | 09:57   | 1-3       | 0-0       | 0-1       | 0 0 0                 | 3 2 2          | 0  | 2  | 0  | 2  | 2 -18           |     |
| 0      | AC Bryant          | 20:24   | 1-4       | 1-3       | 4-6       | 1 1 2                 | 2 5 7          | 2  | 1  | 0  | 0  | 0 -27           |     |
| 2      | Bilal Abdur-Rahman | 13:22   | 0-3       | 0-1       | 1-2       | 0 1 1                 | 2 3 1          | 0  | 2  | 1  | 0  | 0 -18           |     |
| 34     | Boi Kuir           | 14:18   | 0-3       | 0-0       | 0-0       | 0 1 1                 | 4 0 0          | 0  | 0  | 0  | 0  | 0 -20           |     |
| 3      | Eric Lee           | 01:32   | 0-1       | 0-0       | 0-0       | 0 0 0                 | 0 0 0          | 0  | 0  | 0  | 0  | 0 -2            |     |
| 9      | Ejay Greer         | 12:17   | 1-6       | 1-4       | 0-0       | 0 0 0                 | 1 1 3          | 0  | 2  | 1  | 0  | 2 -21           |     |
| 55     | Aaron Smith        | 17:57   | 2-4       | 0-1       | 0-0       | 2 3 5                 | 3 0 4          | 1  | 1  | 2  | 1  | 0 -18           |     |
| 6      | Jaylen Colon       | 11:20   | 0-3       | 0-3       | 0-0       | 0 0 0                 | 1 0 0          | 0  | 1  | 1  | 0  | 0 -12           |     |
| Team   |                    |         |           |           |           |                       |                |    |    |    |    |                 |     |
| Totals |                    |         | 16-54     | 6-21      | 7-12      | 9 13 22               | 29 15 45       | 8  | 21 | 11 | 4  | 7 -48           |     |

Shooting By Period

1<sup>st</sup> FG% 8-27 29.6%

3PT% 4-11 36.4%

FT% 5-6 83.3%

2<sup>nd</sup> FG% 8-27 29.6%

3PT% 2-10 20.0%

FT% 2-6 33.3%

GM FG% 16-54 29.6%

3PT% 6-21 28.6%

FT% 7-12 58.3%

Dead Ball Rebounds: 3, 3

Technical Fouls: NONE

Georgia - 93

Record: 5-0

| NO.    | Name             | Min     | FG<br>M-A | 3P<br>M-A | FT<br>M-A | Rebounds<br>OR DR TOT | Fouls<br>PF FD | TP | AS | TO | ST | Blocks<br>BS BA | +/- |
|--------|------------------|---------|-----------|-----------|-----------|-----------------------|----------------|----|----|----|----|-----------------|-----|
| 10     | RJ Godfrey       | F 18:15 | 3-4       | 0-1       | 3-4       | 2 3 5                 | 3 3 9          | 2  | 1  | 0  | 2  | 0 14            |     |
| 14     | Asa Newell       | F 22:34 | 7-8       | 1-1       | 2-4       | 5 1 6                 | 1 3 17         | 2  | 2  | 2  | 0  | 0 34            |     |
| 0      | Blue Cain        | G 24:05 | 3-8       | 3-7       | 0-0       | 2 4 6                 | 2 0 9          | 3  | 4  | 2  | 1  | 0 21            |     |
| 5      | Silas Demary Jr. | G 23:14 | 3-5       | 0-2       | 9-11      | 1 1 2                 | 3 9 15         | 4  | 1  | 4  | 0  | 0 38            |     |
| 7      | Tyrin Lawrence   | G 25:07 | 2-6       | 1-3       | 7-8       | 0 2 2                 | 0 5 12         | 5  | 1  | 6  | 0  | 1 36            |     |
| 1      | Dakota Leffew    | 20:39   | 3-9       | 3-8       | 0-1       | 0 3 3                 | 1 1 9          | 0  | 2  | 0  | 0  | 1 24            |     |
| 6      | Somto Cyril      | 21:45   | 4-5       | 0-0       | 3-6       | 2 7 9                 | 2 4 11         | 0  | 1  | 0  | 3  | 0 34            |     |
| 25     | Justin Abson     | 15:25   | 1-1       | 0-0       | 0-0       | 1 5 6                 | 0 0 2          | 1  | 0  | 0  | 1  | 0 9             |     |
| 13     | Dylan James      | 13:17   | 0-3       | 0-2       | 0-0       | 1 2 3                 | 1 0 0          | 0  | 1  | 0  | 0  | 0 15            |     |
| 3      | Savo Drezgic     | 11:37   | 1-2       | 1-1       | 3-6       | 0 0 0                 | 1 3 6          | 1  | 3  | 1  | 0  | 1 11            |     |
| 22     | Brandon Kiatsky  | 02:01   | 0-0       | 0-0       | 0-0       | 0 1 1                 | 0 0 0          | 0  | 0  | 0  | 0  | 0 5             |     |
| 24     | Jaden Newell     | 02:01   | 1-2       | 0-0       | 1-1       | 1 0 1                 | 1 1 3          | 0  | 0  | 1  | 0  | 1 5             |     |
| Team   |                  |         |           |           |           |                       |                |    |    |    |    |                 |     |
| Totals |                  |         | 28-53     | 9-25      | 28-41     | 17 30 47              | 15 29 93       | 18 | 16 | 16 | 7  | 4 -48           |     |

Shooting By Period

1<sup>st</sup> FG% 14-22 63.6%

3PT% 4-10 40.0%

FT% 14-21 66.7%

2<sup>nd</sup> FG% 14-30 46.7%

3PT% 5-15 33.3%

FT% 14-20 70%

GM FG% 28-53 52.8%

3PT% 9-25 36.0%

FT% 28-41 68.3%

Dead Ball Rebounds: 5, 1

Technical Fouls: NONE

|                  | A A&M                     | UGA                        |                       |    |    |                |
|------------------|---------------------------|----------------------------|-----------------------|----|----|----------------|
| Biggest lead     | 4 (1 <sup>st</sup> 17:50) | 48 (2 <sup>nd</sup> 0:11)  | Points from Turnovers | 9  | 28 |                |
| Best Scoring Run | 5 (1 <sup>st</sup> 17:50) | 14 (2 <sup>nd</sup> 15:14) | Paint                 | 20 | 38 |                |
| Lead Changes     | 2                         |                            | Second Chance         | 5  | 18 | A A&M 25 20 45 |
| Times Tied       | 1                         |                            | Fast Breaks           | 6  | 18 | UGA 46 47 93   |
| Time with Lead   | 03:07                     | 36:08                      | Bench                 | 17 | 31 |                |

