



# GRAMBLING STATE FOOTBALL

27 SWAC TITLES - 15 NATIONAL TITLES - 4 PRO FOOTBALL HALL OF FAMERS

## 2024 FOOTBALL SCHEDULE

OVERALL (5-5), SWAC (2-4)

HOME (4-1), AWAY (1-3), NEUTRAL (0-1)

DATE	OPPONENT (TV)	TIME/RESULT
8/31	at Louisiana (ESPN+)	L, 10-40
9/7	<b>TUSKEGEE (HBCUGO)</b>	<b>W, 37-20</b>
9/14	at Texas A&M-Commerce (ESPN+)	W, 35-28 (OT)
<b>9/21</b>	<b>JACKSON STATE (ESPN+)</b>	<b>W, 41-20</b>
9/28	vs. Prairie View A&M* (ESPN+)	L, 34-36 (5 OT)
<b>10/12</b>	<b>ALCORN STATE (ESPN+)</b>	<b>L, 15-17</b>
<b>10/19</b>	<b>ARKANSAS-PINE-BLUFF (HBCUGO)</b>	<b>W, 31-21</b>
10/26	at Texas Southern (SWAC DN)	L 17-24
11/2	at Bethune-Cookman (SWAC DN)	L 21-24
<b>11/9</b>	<b>ALABAMA STATE (ESPN+)</b>	<b>W 24-23</b>
11/14	at Alabama A&M (ESPNU)	7 p.m.
11/30	vs. Southern # (NBC)	1 p.m.

### HOME GAMES - BOLD

\*- State Fair Classic - Dallas, Texas

# - Bayou Classic - New Orleans, La.

## ABOUT THE GAME

### TV/Streaming | ESPNU

Tiffany Greene (PxP)

Jay Walker (Analyst)

### Radio | KGRM 91.5/ KCPH 99.3 The Peach

Onaje Morris (PxP)

Nathan McCarter (Analyst)

Ta'Mya Johnson (Sideline)

## GSU STAT LEADERS

### PASSING:

Myles Crawley - 127-215 (59.1%), 1,395 yards, 10 TD, 6 INT

### RUSHING:

Bull Hargrove - 99 Car. 465 yards (4.7 YPC), 5 TD

### RECEIVING (Yards)

Javon Robinson - 37 Rec, 457 yards, 1 TD

### TACKLES

Andrew Jones - 97.0 Tackles, 44 Solo, 16.0 TFL, 2.0 Sacks

### SACKS

Bryce Cage - 3.0 Sacks

Jon Horton - 3.0 Sacks

### INTERCEPTIONS

Brenden Barley - 3 INTs

## THE MATCH-UP



GRAMBLING STATE at ALABAMA A&M

THURSDAY, NOV. 14, 2024

7 P.M. ESPNU

HUNTSVILLE, ALA.

LEWIS CREWS STADIUM



### TIGERS

2024 Record/SWAC Record.....5-5/2-4  
Stats FCS/AFCA Coaches Poll.....NR/NR  
BOXTOROW HBCU/Coaches .....NR/NR  
Head Coach.....Mickey Joseph  
Record at GSU (Years).....5-5 (1st Year)  
Career Record (Years).....21-18 (3rd Year)  
Last Game.....W, 24-23 vs. Alabama State  
Series Record vs AAMU.....21-8

### BULLDOGS

2024 Record/SWAC Record.....4-5/2-3  
Stats FCS/AFCA Coaches Poll.....NR/NR  
BOXTOROW HBCU/Coaches .....NR/NR  
Head Coach.....Connell Maynor  
Record at AAMU (Years).....37-31 (7th Year)  
Career Record (Years).....102-62 (15th Year)  
Last Game.....W, 52-24 vs. Arkansas-Pine Bluff

## THE FACTS

### THE MATCH-UP

- Grambling State (5-5 overall, 2-4 SWAC) travels to Huntsville, Ala. for a Thursday night showdown versus SWAC East foe Alabama A&M (4-5, 2-3). GSU leads the all-time series the all-time series with AAMU 21-8. In their previous meeting, the Tigers fell to the Bulldogs 45-24 in Grambling, La.

### SENIOR DAY WIN

- Grambling State used a 14-point fourth quarter to sprint past Alabama State 24-23 on Saturday afternoon at Eddie G. Robinson Memorial Stadium.
- GSU (5-5 overall, 2-4 SWAC) trailed 23-10 heading into the final period but outscored the Hornets 14-0 in the fourth quarter to secure the win. Alabama State had a chance to snatch victory from the jaws of defeat, but kicker Brandon Gilliam missed a 28-yard field goal in the closing moments of regulation.
- Grambling State gave ASU (5-4, 4-2) a heavy dose of its run game, racking up a season-high 171 yards with three touchdowns. Senior Keilon Elder stepped up big in his final game at Robinson Stadium, sprinting for 104 yards and a touchdown on 17 carries.
- Starting quarterback Deljay Bailey went 6-for-12 for 76 yards with an interception.
- Defensively, Andrew Jones led the charge racking up 14 total tackles with seven solo stops and 2.0 tackles for loss. Freshman linebacker Jamal Jordan also came up big, making eight total tackles with one forced fumble and a fumble recovery.

### WHAT'S AT STAKE

- A victory over Alabama A&M would give Grambling State its first 6-win season since 2019. A win would also snap GSU's streak of five consecutive losing seasons. The Tigers went 6-5 during the 2019 campaign.

### Win No. 600

- Grambling State's 24-23 win over Alabama State was the 600th victory in program history.



# GRAMBLING STATE FOOTBALL GAME NOTES

## 2024 STATISTICAL COMPARISON

CATEGORY	GSU	AAMU
Record	5-5	4-5
Conference Record	2-4 (SWAC)	2-3 (SWAC)
Scoring	265	277
Points Per Game	26.5	30.78
First Downs	159	198
Rushing	70	90
Passing	74	93
Penalty	15	15
Rushing Yardage	1,197	1,761
Rushing Att.	349	360
Avg. Per Rush	3.4	4.9
Avg. Per Game	119.7	195.7
Rushing TD	18	21
Passing Yardage	1,779	2,341
Comp.-Att.-INT	165-284-9	169-303-12
Avg. Per Game	177.9	260.11
Passing TD	10	14
Total Offense	2,976	4,102
Avg. Per Play	4.7	6.2
Avg. Per Game	297.6	455.8
Touchdowns	33	36
Kick Returns (No.-Yards)	39-781	35-685
Punt Returns (No.-Yards)	17-213	7-92
Punts-Avg. (Net)	38.28	31.97
Fumbles-Lost	14-3	12-5
Penalties-Yards (Avg.)	81-793 (79.3)	59-483 (53.67)
TOP Per Game	29.40	33.18
3rd-Down Conversions	44-138 (31.88 %)	46-120 (38.33%)
4th-Down Conversions	4-10 (40.00 %)	17-24 (70.83%)

## GRAMBLING STATE STATISTICAL RANKINGS

### TEAM (FCS & SWAC)

Statistic	Average	National	SWAC
Rushing Offense	119.7	97	7
Rushing Defense	139.1	39	3
Passing Offense	177.9	88	8
Passing Defense	235.5	90	11
Total Offense	297.6	109	9
Total Defense	374.6	74	8
Scoring Offense	26.5	59	3
Scoring Defense	25.3	49	4

## PRESEASON HONORS

### Preseason All-SWAC

Myles Crawley - First Team (Offense), SWAC Offensive POY  
Tahj Martin - Second Team (Offense)

### BOXTOROW All-America

Myles Crawley - First Team (Offense)  
Tahj Martin - First Team (Offense)

### STATS FCS Walter Payton Award Watch List

Myles Crawley

### Phil Steele Preseason All-SWAC

Myles Crawley - First Team (Offense), Preseason Offensive POY  
Javon Robinson - First Team (Offense)  
Tahj Martin - First Team (Offense)  
Joshua Johnson - Second Team (Special Teams)

## THE OPPONENT

- Alabama A&M enters Thursday's game following a 52-24 road win over Arkansas-Pine Bluff on Saturday.
- The Bulldogs boasts one of the top offenses in the SWAC. AAMU ranks first in the SWAC in total yards per game (455.8) and passing yards per game (260.1). The Bulldogs are No. 2 in scoring (30.8 ppg) and No. 3 in rushing yards per game (195.7).
- Quarteback Xavier Lankford has thrown for 1,081 yards and seven touchdowns and six interceptions while completing 52.1 percent of his passes (74-of-142). Donovan Eaglin paces AAMU on the ground with 669 yards and seven TDs.
- Defensively, Alabama A&M surrenders 32.0 ppg and gives up 358.2 yards of offense.

## OPPORTUNISTIC DEFENSE

- Grambling State's defense is third in the nation in defensive touchdowns (4). The Tigers lead the SWAC in interceptions (14) and total takeaways (23). GSU is second in fumbles recovered (9).

## LAST 5 Games vs. ASU

10/14/23 - AAMU 45-24  
10/8/22 - AAMU 37-31 (2 OT)  
10/2/21 - GSU 37-28  
10/12/19 - GSU 23-10  
11/10/18 - GSU 29-16

## PREVIOUS MEETING

- For the first time since 2006, the Grambling State University football team suffered defeat in its homecoming game, falling 45-24 to Alabama A&M The Tigers held a 24-17 lead early in the third quarter but surrendered 28 unanswered second half points.
- GSU struggled to contain the AAMU running game spearheaded by quarterback Xavier Lankford, who gashed the Tigers for 197 yards on 16 carries with two touchdowns. As a team, the Bulldogs rolled up 336 yards on the ground.
- Myles Crawley had a solid day for the Tigers, going 21-of-36 for 244 yards with a touchdown and interception. Floyd Chalk led the ground attack for GSU, rushing for 69 on 14 attempts.
- Quintin Talley was a bright spot for Grambling State defense, making 12 total tackles.

## THE GROUND ATTACK

- The Grambling State run game has gotten stronger as the year has progressed. In its previous five games, GSU has averaged 147.8 rushing yards per contest, an improvement from the 91.6 yards per game in the Tigers' first five game of the year.

## ROBINSON CONTINUES TO LEAD

- Wide Receiver Javon Robinson currently leads the GSU receiving corps with 37 receptions for 457 yards and one touchdown. He currently ranks fourth in the SWAC in receptions and seventh in receiving yards. He's also has 10 kickoff returns for 257 yards and five punt returns for 85 yards and touchdown.
- Robinson was the 2023 SWAC Freshman of the Year.

## ANDREW JONES - SWAC DEFENSIVE PLAYER OF THE WEEK

- For the third time this season, Grambling State linebacker Andrew Jones has been named the Southwestern Athletic Conference (SWAC) Defensive Player of the Week.
- Jones, a redshirt-junior from Marrero, La, was a once again the most dominant defender on the field on in Saturday's 24-23 victory over Alabama State. The SWAC's leading tackler made 14 total tackles, seven solo stops and 2.0 tackles for loss.

## THE "BOOT" IS HOME

- Grambling State's roster features 60 players from the state of Louisiana. This year's team is also full of new faces with 68 new players wearing the black & gold this season.

## SWAC PREDICTIONS

- Grambling State was picked to finish third in the SWAC Western Division in the pre-season projections. Alcorn State was projected to come in first with Prairie View A&M tabbed for second. Behind GSU in was Southern in fourth place Arkansas-Pine-Bluff in fifth and Texas Southern in sixth.



## ALPHABETICAL ROSTER

5	Bailey, Del'Jay	QB
30	Barley, Brenden	LB
32	Batiste, Jeremiah	WR
52	Bean, Erron	OL
3	Bellazar, Jacoby	WR
86	Bernard, Charles	TE
57	Bethea, Armon	OL
56	Blount, Mark	DL
14	Bride, Jordan	WR
90	Caballero, Theodore	K
4	Cage, Bryce	DL
26	Caston, Cisco	SAF
7	Crawley, Myles	QB
31	Crews, Andre	RB
42	Darling, Josh	LB
1	Davis, Blake	CB
11	Dickerson, Nae'Saan	WR
35	Douglas, Tramon	WR
76	Duplesis, Orion	OL
93	Eaglin, James	DT
23	Elder, Keilon	RB
85	Forrest Jr., Tony	TE
16	Foster, Louis	SAF
92	Francis, Kilas	DT
87	Frazier, Andrew	WR
45	Frazier, Ricky	LB
37	Freeman, Trajon	DB
15	Frye, Ashton	QB
44	Garner, Micheal	DL
999	George, Tyson	WR
69	Gilmore, Ja'Cori	OL
59	Green, Touray	WR
19	Guillard, Jalen	CB
25	Handy, Jaden	RB
98	Hardy, Jaden	DL
9	Hargrove, Ke'travion	RB
96	Harradine, Reed	K
28	Harris, Marquis	TE
5	Henderson, Calvin	DB
68	Henry, Jalil	OL
999	Hill, Ronnie	WR
47	Hoff, Payton	LS
9	Horton, Jon	DE
88	Howard, Nicholas	WR
41	Jackson, Jakobe	DB
2	Johnson, Jalen	WR
27	Johnson, Jay'Shaun	DB
82	Johnson, Joshua	WR
43	Johnson, Marcellius	LB
6	Jones, Andrew	LB
7	Jones, David	DB
14	Jones, Deuce	DB
84	Jones, Keith	WR
21	Jordan, Jamal	LB
18	Knighten, Covadis	TE
80	Lanier, Nigel	WR
11	Lee-Collins, Caleb	DB
19	Lewis, Julien	WR
3	Linzer, Markel	DB
13	Malone, Tydre	QB

## NUMERICAL ROSTER

NO.	NAME	POS.	HT.	WT.	CL.	HOMETOWN/PREVIOUS SCHOOL
0	Quintin Talley	DB	6-1	180	R-Sr.	Duncan, S.C. / / Holmes CC
0	Kenvontre Bradford	RB	6-0	225	R-Sr.	Dallas, Texas / /
1	J.R. Waters	WR	6-3	180	Sr.	Oxnard, Calif. / / Oregon/Southern Utah
1	Blake Davis	CB	6-0	184	Fr.	Los Angeles, Calif. / /
2	Kevin Thomas	DB	6-0	185	Jr.	Lake Charles, La. / / Lake Charles College Prep
2	Jalen Johnson	WR	5-9	180	R-Jr.	New Orleans, La. / /
3	Jacoby Bellazar	WR	5-11		R-Jr.	Baton Rouge, La. / /
3	Markel Linzer	DB	6-0	185	Fr.	New Iberia, La. / /
4	Bryce Cage	DL	6-5	269	R-Jr.	Baton Rouge, La. / /
4	Patrick Williams	WR	6-6	205	R-So.	Monroe, La. / /
5	Del'Jay Bailey	QB	6-1	200	Fr.	Petal, Miss. / /
5	Calvin Henderson	DB	6-1	195	Sr.	Monroe, La. / /
6	Andrew Jones	LB	6-2	220	R-Jr.	Marrero, La. / / University of Memphis
6	Tony Phillips	RB	5-7	150	Fr.	Kankakee, Ill. / /
7	Myles Crawley	QB	6-4	215	R-Sr.	Lithonia, Ga. / / Alabama State
7	David Jones	DB	6-0	210	So.	Baton Rouge, La. / / Madison Prep HS
8	Javon Robinson	WR	5-6	180	So.	Florida City, Fla. / / Homestead HS
8	Osiris Smith	LB	6-2	215	Jr.	Pleasant Grove, Ala. / / Jacksonville State
9	Ke'travion Hargrove	RB	6-0	202	R-Sr.	Ruston, La. / /
9	Jon Horton	DE	6-5	235	Gr.	Baton Rouge, La. / /
10	Khris Simmons	WR	6-2	200	Gr.	Baton Rouge, La. / /
11	Nae'Saan Dickerson	WR	6-2	185	R-Jr.	Union City, Ga. / / South Alabama
11	Caleb Lee-Collins	DB	6-1	195	Sr.	New Orleans, La. / /
13	Tydre Malone	QB	6-2	187	Jr.	Jonesboro, La. / / Jonesboro-Hodge HS
13	Isaac Washington	DE	6-3	270	R-Jr.	Mount Airy, N.C. / /
14	Jordan Bride	WR	5-10	150	Fr.	Atlanta, Ga. / /
14	Deuce Jones	DB	6-0	175	Sr.	Baton Rouge, La. / /
15	Ashton Frye	QB	6-5	195	R-So.	Springville, Ala. / /
15	Patrick Marshall	DB	5-9	170	Jr.	Shreveport, La. / / Northwood HS
16	Louis Foster	SAF	6-0	176	Fr.	New Orleans, La. / /
16	Tyrone Wilson	WR	5-8	167	Fr.	New Orleans, La. / /
17	Eric Randall	DB	6-1	190	So.	Baton Rouge, La. / / La. Tech
17	Tylon Williams	WR	5-8	180	So.	Zachary, La. / / Zachary HS
18	Covadis Knighten	TE	6-2	280	Jr.	Baton Rouge, La. / / McNeese State
18	Devin Williams	DB	6-0	185	Jr.	Lafayette, La. / /
19	Jalen Guillard	CB	6-0	180	So.	New Orleans, La. / /
19	Julien Lewis	WR	6-2	180	Gr.	New Orleans, La. / /
20	Barron Miles	WR	6-0	185	Jr.	Montreal, Quebec Canada / /
21	Jamal Jordan	LB	6-1	230	Fr.	Shreveport, La. / /
23	Keilon Elder	RB	5-10	200	Gr.	Dallas, Texas / / Duncanville HS
24	Dedrick Talbert	RB	5-11	220	Gr.	Baton Rouge, La. / / Garden City CC
25	Jaden Handy	RB	5-9	190	Jr.	New Orleans, La. / / Ole Miss
26	Cisco Caston	SAF	6-1	210	R-So.	Weatherford, Texas / /
27	Jay'Shaun Johnson	DB	6-0	160	Fr.	Franklin, La. / /
28	Marquis Harris	TE	6-5	249	R-Fr.	Shreveport, La. / / Arkansas State
29	Christen Williams	DB	5-10	185	Jr.	Lithia Springs, Ga. / / Lithia Springs HS
30	Brenden Barley	LB	6-3	230	So.	Wichita, Kan. / /
31	Andrew Crews	RB	5-10	200	Fr.	Chicago, Ill. / /
32	Jeremiah Batiste	WR	5-11	163	So.	Mesquite, TX / / Horn HS
33	Ken Pierre-Charles	DB	5-10	185	R-Jr.	Middle Village, N.Y. / / Christ the King HS
34	Julian Payne	DB	6-2	220	Jr.	Houston, Texas / /
35	Tramon Douglas	WR	5-10	170	Fr.	Baton Rouge, La. / /
36	Kimani Mugo	LS	6-2	205	Fr.	Spokane, Wash. / /
37	Trajon Freeman	DB	6-3	205	Jr.	Baton Rouge, La. / / Capitol HS
38	Nick Turner	DB	5-10	170	Fr.	New Orleans, La. / /
39	Lyndell Walters	DB	6-3	75	So.	New Orleans, La. / / Helen Cox HS
40	Ashton Raymond	LB	5-11	215	Fr.	Baton Rouge, La. / /
41	Jakobe Jackson	DB	5-10	164	Fr.	Minden, La. / /

# GRAMBLING STATE FOOTBALL GAME NOTES

## ALPHABETICAL ROSTER

50	Martin, Tahj	OL
70	Mayo, Marques	OL
46	McConnell, Kyran	DB
48	McWain, Jordan	CB
74	Meeks, Darius	OL
20	Miles, Barron	WR
	Millet, Trayce	K
73	Moss, Frank	OL
77	Moten, Keegan	OL
36	Mugo, Kimani	LS
99	Nelson, Noah	DL
78	Owens, Armond	OL
34	Payne, Julian	DB
6	Phillips, Tony	RB
33	Pierre-Charles, Ken	DB
89	Price, Julien	WR
17	Randall, Eric	DB
58	Ratliff, Noah	LB
40	Raymond, Ashton	LB
54	Rivera, Greg	LS
83	Roberts, Nathan	RB
81	Roberts, Nathan	WR
8	Robinson, Javon	WR
53	Ross, Quentin	OL
94	Rudolph, Jalen	DT
95	Schifano, Johnny	P
97	Scott, Chris	DE
91	Scott, Jayden	DE
72	Scott, J'Cobe	DL
51	Sherrod, Javorious	DT
10	Simmons, Khris	WR
8	Smith, Osiris	LB
55	Spivey, Geor'Terrius	OL
24	Talbert, Dedrick	RB
0	Talley, Quintin	DB
49	Therence, Braye	LB
2	Thomas, Kevin	DB
38	Turner, Nick	DB
63	Vigil, Alexander	OL
39	Walters, Lyndell	DB
13	Washington, Isaac	DE
1	Waters, JR	WR
60	Wells, Gerald	OL
29	Williams, Christen	DB
18	Williams, Devin	DB
75	Williams, Kobe	OL
71	Williams, Micah	OL
4	Williams, Patrick	WR
17	Williams, Tylon	WR
16	Wilson, Tyrone	WR

## NUMERICAL ROSTER

42	Josh Darling	LB	5-10	205	Sr.	Gordo, Ala. / Gordo HS / Gordo HS
43	Marcellius Johnson	LB	5-11	215	So.	Atlanta, Ga. / / Hapeville Charter
44	Micheal Garner	DL	6-5	230	So.	Chicago Heights, Ill. / Bloom Township HS
45	Ricky Frazier	LB	5-11	205	R-Sr.	Pineville, La. / Pineville HS / Pineville HS
46	Kyran McConnell	DB	6-0	197	So.	Ruston, La. / Ruston HS / Ruston HS
47	Payton Hoff	LS	6-0	225	Jr.	Ventura, Calif. / /
48	Jordan McWain	CB	5-10	175	So.	Ruston, La. / / Ruston HS
49	Braye Therence	LB	5-11	225	Fr.	Vacherie, La. / /
50	Tahj Martin	OL	6-3	252	Jr.	Lewisville, Texas / / Lewisville HS
51	Javorious Sherrod	DT	6-3	305	Fr.	Itta Bena, Miss. / /
52	Erron Mahoney-Bean	OL	6-5	300	Jr.	Shreveport, La. / / Louisiana Tech
53	Quentin Ross	OL	6-4	320	R-Jr.	Baton Rouge, La. / /
54	Greg Rivera	LS	6-1	225	Jr.	Los Gatos, Calif. / /
55	Geor'Terrius Spivey	OL	6-0	300	R-Sr.	Monroe, La. / Richmond HS
56	Mark Blount	DL	6-7	250	Jr.	Fort Lauderdale, Fla. / / Mesabi Range CC
57	Armon Bethea	OL	6-6	290	Jr.	Brooklyn, N.Y. / /
58	Noah Ratliff	LB	6-1	230	R-Jr.	New Brunswick, N.J. / / Franklin HS
59	Touray Green	WR	5-11	175	So.	Dallas, Texas / / Allen HS
62	Gerald Wells	OL	6-3	315	So.	Columbus, Miss. / / Cahoma CC
63	Alexander Vigil	OL	6-3	305	Fr.	Houston, Texas / /
68	Jalil Henry	OL	6-4	330	So.	New Orleans, La. / /
69	Ja'Cori Gilmore	OL	6-5	310	Jr.	New Orleans, La. / /
70	Marques Mayo	OL	6-4	290	Fr.	Opelousas, La. / /
71	Micah Williams	OL	6-2	335	Fr.	Houston, Texas / /
72	J'Cobe Scott	DL	6-1	220	R-Jr.	Boutte, La. / Hahnville HS
73	Frank Moss	OL	6-0	320	Fr.	Houston, Texas / /
74	Darius Meeks	OL	6-4	330	Fr.	Atlanta, Ga. / /
75	Kobe Williams	OL	6-4	295	R-Sr.	Tulsa, Okla. / /
76	Orion Duplesis	OL	6-4	380	Fr.	New Orleans, La. / /
77	Keegan Moten	OL	6-0	320	Fr.	Opelousas, La. / /
78	Armond Owens	OL	6-5	310	Fr.	Missouri City, Texas / /
80	Nigel Lanier	WR	6-2	180	R-Jr.	Huntsville, Ala. / / University of Tennessee
81	Nathan Roberts	WR	6-0	175	Fr.	Monroe, La. / /
82	Joshua Johnson	WR	5-9	160	Jr.	Danville, Calif. / / San Roman Valley HS
83	Joel Williams	DB	6-2		Gr.	Baton Rouge, La. / /
84	Keith Jones	WR	6-4	185	Fr.	New Orleans, La. / /
85	Tony Forrest Jr.	TE	6-4	235	R-Sr.	Jacksonville, Fla. / / Central Florida
86	Charles Bernard	TE	6-1	203	Fr.	Opelousas, La. / /
87	Andrerw Frazier	WR	5-8	175	R-Fr.	Pineville, La. / / Pineville HS
88	Nicholas Howard	WR	6-3	180	Jr.	Pineville, La. / /
89	Julien Price	WR	6-0	175	Fr.	New Orleans, La. / /
90	Theodore Caballero	K	5-8	175	So.	San Antonio, Texas / /
91	Jayden Scott	DE	6-4	256	R-Jr.	New Orleans, La. / /
92	Kilas Francis	DT	6-2	330	Fr.	Westwego, La. / /
93	James Eaglin	DT	6-4	295	R-Fr.	Missouri City, Texas / /
94	Jalen Rudolph	DT	6-2	295	Gr.	Baton Rouge, La. / /
95	Johnny Schifano	P	5-9	180	Gr.	Arlington, Texas / /
96	Reed Harradine	K	6-4	240	Fr.	Birmingham, Ala. / /
97	Chris Scott	DE	6-2	265	R-So.	Boutte, La. / /
98	Jaden Hardy	DL	6-3	285	Sr.	Savannah, Ga. / Islands HS / Island HS
99	Noah Nelson	DL	6-7	310	So.	Atlanta, Ga. / /
	Ronnie Hill	WR	6-2	170	So.	Houston, Texas / / Northshore HS
	Kayden Cambre	DB	5-9	165	Fr.	Lake Charles, La.

## GRAMBLING STATE DEPTH CHART

## TIGERS OFFENSE

<b>OT</b>	<b>74</b> 78	<b>Darius Meeks (6-4, 330, R-Sr.)</b> Armond Owens (6-5, 310, Fr.)
<b>OG</b>	<b>75</b> 60	<b>Kobe Williams (6-4, 295, R-Sr.)</b> Gerald Wells (6-3, 315, Jr.)
<b>C</b>	<b>53</b> 73	<b>Quintin Ross (6-4, 320, R-Jr.)</b> Frank Moss (6-0, 320, Fr.)
<b>OG</b>	<b>50</b> 63	<b>Tahj Martin (6-3, 252, Jr.)</b> Alexander Vigil (6-3, 305, Fr.)
<b>OT</b>	<b>70</b> 52	<b>MarcQues Mayo (6-4, 290, Fr.)</b> Erron Mahoney-Bean (6-5, 300, Jr.)
<b>WR-Z</b>	<b>2</b> 17 14 16	<b>Jalen Johnson (5-9, 180, R-Jr.)</b> Tylon Williams (5-8, 180, So.) OR Jordan Bride (5-10, 150, Fr.) OR Tyrone Wilson (5-8, 167, Fr.)
<b>WR-X</b>	<b>88</b> 19 10 80	<b>Nick Howard (6-2, 202, R-Jr.)</b> OR <b>Julian Lewis (6-2, 180, Gr.)</b> Khris Simmons (6-2, 200, Gr.) OR Nigel Lanier (6-2, 180, R-Jr.)
<b>WR-F</b>	<b>3</b> 8 1 4	<b>Jacboy Bellazar (5-11, 170, R-Jr.)</b> OR <b>Javon Robinson (5-6, 180, So.)</b> J.R. Waters (6-3, 180, Sr.) OR Pat Williams (6-6, 205, R-So.)
<b>QB</b>	<b>7</b> 15 5	<b>Myles Crawley (6-4, 215, R-Sr.)</b> Ashton Frye (5-9, 170, Jr.) OR Deljay Bailey (6-1, 200, Fr.)
<b>RB</b>	<b>9</b> 0 24 23 6	<b>Bull Hargrove (6-0, 202, R-Sr.)</b> OR <b>Tre Bradford (6-0, 225, R-Sr.)</b> Dedrick Talbert (5-11, 220, Gr.) or Keilon Elder (5-10, 200, Gr.) or Tony Phillips (5-7, 150, Fr.)
<b>TE</b>	<b>85</b> 18 28	<b>Tony Forrest (6-4, 235, R-Sr.)</b> CJ Knighten (6-2, 280, Jr.) or Marquis Harris (6-5, 249, R-Fr.)

## TIGERS DEFENSE

<b>WDE</b>	<b>4</b> 9	<b>Bryce Cage (6-5, 269, R-Jr.)</b> Jon Horton (6-5, 235, Gr.)
<b>SDE</b>	<b>13</b> 44 91	<b>Isaac Washington (6-3, 270, R-Jr.)</b> Micheal Garner (6-5, 230, So.) OR Jayden Scott (6-4, 256, R-Jr.)
<b>DT</b>	<b>72</b> 94 51	<b>J'Cobe Scott (6-1, 280, R-Jr.)</b> Jalen Rudolph (6-2, 295, Gr.) OR Javorius Sherrod (6-3, 305, Fr.)
<b>NT</b>	<b>98</b> 92 99	<b>Jaden Hardy (6-3, 285, Sr.)</b> Kilas Francis (6-2, 330, Fr.) OR Noah Nelson (6-7, 310, So.)
<b>MLB</b>	<b>6</b> 43 OR 8	<b>Andrew Jones (6-2, 220, R-Jr.)</b> Marcellius Johnson (5-11, 215, So.) OR Osiris Smith (6-2, 215, Jr.)
<b>WLB</b>	<b>42</b> 30	<b>Josh Darling (6-0, 220, Sr.)</b> Brenden Barley (6-3, 230, So.)
<b>CB</b>	<b>7</b> 14	<b>David Jones (6-0, 210, So.)</b> Duce Jones (6-0, 175, Sr.)
<b>CB</b>	<b>1</b>	<b>Blake Davis (6-0, 184, Jr.)</b> Markel Linzer (6-0, 185, R-Jr.)
<b>NCK</b>	<b>15</b> 83 17	<b>PJ Marshall (5-9, 170, Jr.)</b> Joel Williams (6-2, 210, Gr.) OR Eric Randall (6-1, 190, So.)
<b>FS</b>	<b>11</b> 2	<b>Caleb Lee-Collins (6-1, 195, Sr.)</b> OR Kevin Thomas (6-0, 185, Jr.)
<b>SS</b>	<b>5</b> 26	<b>CJ Henderson (6-1, 195, Sr.)</b> Cisco Caston (6-1, 210, R-So.)

## TIGERS SPECIALISTS

<b>K</b>	<b>96</b>	<b>Reed Harradine (6-4, 240, So.)</b> Theodore Caballero (5-8, 175, So.)	<b>H</b>	<b>96</b> 5	<b>Johnny Schifano (5-9, 180, Gr.)</b> Deljay Bailey (6-1, 200, Fr.)
<b>P</b>	<b>95</b> 96	<b>Johnny Schifano (5-9, 180, Gr.)</b> Reed Harradine (6-4, 240, So.)	<b>KR</b>	<b>3</b> 8	<b>Jacoby Bellazar (5-11, 170, R-Jr.)</b> <b>Javon Robinson (5-6, 180, So.)</b>
<b>LS</b>	<b>47</b>	<b>Payton Hoff (6-0, 225, Jr.)</b> Greg Rivera (6-1, 225, Jr.) Kimani Mugo (6-2, 205, Fr.)	<b>PR</b>	<b>8</b> 6	<b>Javon Robinson (5-6, 180, So.)</b> Tony Phillips (5-7, 150, Fr.)





## ▼ MEDIA SCHEDULE - GRAMBLING STATE

SATURDAY	9	SUNDAY	10	MONDAY	11	TUESDAY	12	WEDNESDAY	13	THURSDAY	14	FRIDAY	15
				Press Conference  Mickey Joseph- 10 a.m. SWAC Media - 10:55-11:05 am		No Media Availability		No Media Availability		Game 11 Grambling State at Alabama A&M  7 p.m. Levi's Stadium Huntsville, Ala.		No Media Availability	

### ▼ ATHLETICS COMMUNICATIONS



#### CURTIS FORD

**Associate AD  
Communications**

*Primary Football Contact*

*All Coaches/Player Requests*

Email.....fordc@gram.edu

Twitter.....@CFord87

Thank you for your coverage of the Grambling State University Tigers and Southwestern Athletic Conference (SWAC) football. Please let us know if we can assist your efforts at any time during the football season. The following is the list of policies and procedures of the Grambling State University Athletic Communications Office. Please contact the GSU Athletic Communications Office with any questions or concerns.

Curtis Ford (fordc@gram.edu), Associate AD for Athletic Communications, will serve as the contact for Grambling State football. His contact information is listed below:

Curtis Ford

Senior Associate AD/Athletic Communications

Email: ford@gram.edu

### MEDIA CREDENTIALS

Media credentials for Grambling State must be requested through GSU's official website. To begin the process, visit [www.gsutigers.com/media](http://www.gsutigers.com/media). Only media covering the Tigers on a consistent basis and on assignment will be considered for season credentials. A lost season credential will result in credentials being issued on a game-by-game basis as available.

### MONDAY MEDIA PRESS CONFERENCES

Each game week during the football season, Grambling State will hold a media press conference at 10 a.m. in the Stadium Support Facility in the media room, located on the second floor. Head coach Mickey Joseph will speak at 10 a.m. and selected assistant coaches (one offense and one defense) will be available to the media immediately following Joseph's weekly press conference. In the event of special games (State Fair Classic and Bayou Classic), the

press conference will move that week to Tuesday at 10 a.m. Players will only be available upon request at least 48 hours prior to the Monday press conference. Contact the Athletic Communications Office for more details. GSU will hold and conduct interviews during the open weeks of the season.

Jackson's portion of the news conference will be available each week on [www.gsutigers.com](http://www.gsutigers.com) on Monday afternoons.

### MEDIA PRESS CONFERENCE PARKING & ENTRY

Parking for GSU's Monday media press conference is located at the Stadium Support Facility. Members of the media should enter through the front doors and take the elevator to the second floor.

### PLAYER INTERVIEW AVAILABILITY

All interviews with Grambling State student-athletes should be coordinated through the Athletic Communications Office. During the season, GSU players are available after the weekly Monday Press Conference and after practice on Tuesdays. This also includes during the week of the State Fair Classic, Bayou Classic, SWAC Championship Game and Celebration Bowl, players will only be available on Monday and Tuesday only. Telephone interviews may be arranged by contacting Brian Howard in the Athletic Communications Office. ALL interview requests should be made at least 48 hours in advance. GSU's first-year players (true freshmen) are not available for interviews.

### COACH INTERVIEW AVAILABILITY

Interviews with head coach Mickey Joseph should also be arranged through the Athletic Communications Office. Head Coach Mickey Joseph is available at GSU's weekly media press conference on Mondays during the season. Telephone interviews with the head coach can be arranged by contacting the Athletic Communications Office. As with the student-athletes, interview requests should be made at least 48 hours in advance.

### SWAC CONFERENCE CALL

Head coach Mickey Joseph is available via teleconference on Mondays as part of the SWAC Conference call. Contact the SWAC Conference communications staff for more information.

### PRACTICE AVAILABILITY

Grambling State's football practices are primarily closed to the public and media with limited exceptions (media will be notified in advance of those dates). The first portion of the workouts (generally the first 15-20 minutes) is open to photographers. Again, media will be notified in

advance of those opportunities.

Members of the media planning to shoot practice should contact the GSU Athletic Communications Office in advance to confirm arrangements and practice times.

### PRACTICE LOCATION

The Tigers practice on the practice field next to the Football Stadium Support Facility or inside Eddie G. Robinson Memorial Stadium.

### ACCESSING INFORMATION

In addition to the Grambling State Athletics website ([www.gsutigers.com](http://www.gsutigers.com)), the latest news, weekly releases, updated depth charts, rosters and season and single-game statistics can be sent on a daily or weekly basis via e-mail. Contact Curtis Ford to request to be added to the football e-mail list.

### WE ARE GRAMBLING STATE

When referring to Grambling State University, please only use the terms **GRAMBLING STATE** or **GSU**. Please refrain from acronyms of the name **GRAM**, **Grambling St.** or **GRAM State**, **GRAM St.** In addition, Grambling State plays in the Southwestern Athletic Conference (SWAC).

### SWAC WEEKLY HONORS

Each week during the regular season, the SWAC will name an offensive, defensive, newcomer and special teams player of the week.

### SWAC WEEKLY TELECONFERENCE/ZOOM

The SWAC football head coaches will be available on a weekly teleconference Mondays from August 26-November 18 from 10:00 am until noon central time. Each coach will be available for 8-10 minutes each week for questions and reviews.

Media representatives who wish to participate should consult the conference weekly release. A schedule of the times available for each coach are located on the SWAC page in the game notes. A replay of each teleconference will be available each Monday on the conference's website: [www.swac.org](http://www.swac.org).

NATIONAL RANKINGS

STATS PERFORM FCS TOP 25 POLL  
(Updated Nov. 11, 2024)

RANK	SCHOOL	RECORD	VOTES	PV
1	North Dakota State (42)	9-1	1386	1
2	Montana State (14)	10-0	1354	2
3	South Dakota State	8-2	1286	3
4	UC Davis	9-1	1229	4
5	South Dakota	7-2	1183	5
6	UIW	8-2	1059	8
7	Mercer	9-1	1027	10
8	Idaho	7-3	1014	9
9	Villanova	8-2	864	12
10	Montana	7-3	840	7
11	Richmond	8-2	818	13
12	Southeast Missouri	8-2	747	6
13	Tarleton State	8-2	735	14
14	Abilene Chrstian	7-3	684	15
15	Rhode Island	8-2	678	11
16	Stony Brook	8-2	554	16
17	Illinois State	7-3	500	18
18	UT Martin	7-3	480	19
19	Chattanooga	6-4	298	23
20	Harvard	7-1	259	24
21	ETSU	6-4	189	NR
22	Duquesne	7-2	185	25
23	Jackson State	8-2	145	NR
24	Central Arkansas	6-4	116	16
25	Northern Arizona	6-4	86	NR
25	Duquesne	6-2	102	NR

**Others receiving votes:** South Carolina State, 82; Eastern Kentucky, 59; North Dakota, 57; William & Mary, 55; Drake, 49; Tennessee State , 47; North Carolina Central, 44; Dartmouth, 41; Southeastern Louisiana, 20; New Hampshire, 10; Southern Utah, 7; Western Carolina, 5

BOXTOROW FCS  
HBCU FOOTBALL COACHES POLL

No.	Team	W-L	Pts.	PV
1	Jackson State (12)	8-2	174	1
2	South Carolina State (6)	7-2	167	2
T-3	Tennessee State	7-3	135	5
T-3	North Carolina Central	6-3	135	4
5	Southern	6-4	103	7
6	Florida A&M	5-4	79	3
7	Alabama State	5-4	49	6
8	Morgan State	5-5	44	10
9	Alcorn State	5-5	34	NR
10	Hampton	5-5	28	8

**Others receiving votes:** Prairie View A&M (5-5) 22, Grambling (5-5) 8, Alabama A&M (4-5) 8, Howard (4-6) 4.

BOXTOROW FCS  
HBCU FOOTBALL MEDIA POLL

No.	Team	W-L	Pts.	PV
1	Jackson State (21)	8-2	228	1
2	South Carolina State (2)	7-2	207	2
T-3	Tennessee State	7-3	165	5
T-3	North Carolina Central	6-3	165	4
5	Florida A&M	5-4	83	3
6	Southern	6-4	78	10
7	Miles	8-2	71	NR
8	Virginia State	7-3	49	NR
9	Alabama State	5-4	37	6
10	Virginia Union	7-3	35	7

**Others receiving votes:** Hampton (5-5) 28, Morgan State (5-5) 27, Johnson C. Smith (8-2) 25, Winston-Salem State (7-3) 20, Clark Atlanta (7-2-1) 19, Alcorn State (5-5) 7, Grambling (5-5) 5, Virginia Lynchburg (2-7) 5, Prairie View A&M (5-5) 2, Texas College (6-3) 1.

FCS COACHES POLL  
(Updated Nov. 11, 2024)

RANK	SCHOOL	RECORD	VOTES	PV
1	North Dakota State (24)	9-1	648	1
2	Montana State (2)	10-0	622	2
3	South Dakota State	8-2	598	3
4	UC Davis	9-1	570	4
5	South Dakota	7-2	527	5
6	UIW	8-2	500	8
7	Richmond	8-2	479	9
8	Villanova	8-2	433	11
9	Mercer	9-1	416	13
10	Idaho	7-3	393	12
11	Montana	7-3	348	7
12	Tarleton State	8-2	342	14
13	Southeast Missouri State	8-2	334	6
14	Missouri State	8-2	310	15
15	ACU	7-3	283	16
16	Illinois State	7-3	270	17
17	Stony Brook	8-2	251	18
18	Rhode Island	8-2	239	10
19	UT Martin	7-3	186	22
20	Jackson State	8-2	181	20
21	Duquesne	7-2	146	24
22	Harvard	7-1	88	25
23	South Carolina State	7-2	66	NR
24	Dartmouth	7-1	35	NR
25T	Butler	8-2	31	NR
25T	Chattanooga	6-4	31	NR

**Others receiving votes:** Central Arkansas, 29; Drake, 18; William & Mary, 18; Tennessee St., 16; North Carolina Central, 13; North Dakota, 12; Northern Arizona, 7; East Tennessee St., 6; Southeastern Louisiana, 3; Eastern Kentucky, 1.

2024 SWAC PREDICTED ORDER OF FINISH

Team	Points	1st place votes
Alabama State	114 points	(11)
Florida A&M	104 points	(6)
Jackson State	87 points	(2)
Alabama A&M	76 points	(4)
Bethune-Cookman	47 points	
Mississippi Valley State	31 points	(1)

Team	Points	1st place votes
Alcorn State	112 points	(11)
Prairie View A&M	104 points	(8)
Grambling State	72 points	(4)
Southern	70 points	(1)
Arkansas-Pine Bluff	61 points	
Texas Southern	40 points	

QUICK FACTS

UNIVERSITY INFORMATION

Location .....	Grambling, LA (71245)
Founded .....	1901
Enrollment.....	5,270
Colors .....	Black and Gold
Nickname .....	Tigers
Conference .....	Southwestern Athletic Conference
President.....	Dr. Martin Lemmelle Jr.
Alma Mater .....	Grambling State, 2006
VP for Intercollegiate Athletics.....	Dr. Trayvean Scott
Alma Mater .....	Southern, 2003
Associate AD/Chief of Staff .....	Taylor Stewart
Alma Mater .....	Grambling State, 2018
Associate AD/SWA .....	Wanda Currie
Alma Mater .....	Grambling State, 1984
Faculty Athletic Rep .....	Dr. Bobby Burkes
Alma Mater .....	Xavier (La.), 1973
Athletics Department Phone.....	318.274.2374
Ticket Office Phone.....	318.274.4795
Twitter.....	@GSUTigers/@GSUFootball01
Athletics Website.....	gsutigers.com
University Website .....	gram.edu

FOOTBALL HISTORY

First Year of Football.....	1926
Overall Record.....	600-302-19
Bowl Record.....	19-8
Last Bowl.....	2017 Celebration Bowl vs. North Carolina A&T State (L, 14-21)

STADIUM INFORMATION

Stadium .....	Eddie G. Robinson Memorial Stadium
Capacity .....	19,600
Year Opened.....	1983
Playing Surface .....	Artificial Turf
Record .....	104-39-1

COACHING STAFF

Head Coach .....	Mickey Joseph
Alma Mater .....	Nebraska, 1991
Career Record.....	21-18
Record at Grambling State.....	5-5
Offensive Coordinator .....	Eric Dooley
Defensive Coordinator .....	Jason Rollins
Defensive Line .....	Jay Smith
Cornerbacks .....	Deamaunte Johnson
Safeties .....	Del Lee-Collins
Quarterbacks .....	Brandon Landers
Offensive Line .....	Reginald Nelson
Inside Receivers/Tight Ends.....	Kris Peters
Outside Wide Receivers.....	Shyrone Carey
Running Backs .....	Jestin Kelly Sr.
Special Teams.....	Aman Anand
General Manager.....	Joseph “Jo” Nixon
Senior Analyst.....	Samuel Williams
Grad Assistant.....	Jimmy Iles
Grad Assistant.....	Jalen Ivy
Grad Assistant.....	Tyron Vessel
Video and Technology Director .....	Gary Harrell Jr.

ATHLETIC COMMUNICATIONS

Associate AD/Athletic Communciations.....	Curtis Ford
Email .....	fordc@gram.ed



▼ SWAC STANDINGS

EAST DIVISION

Team	SWAC	Overall
Jackson State	6-0	8-2
Alabama State	4-2	5-4
Florida A&M	3-2	5-4
Alabama A&M	2-3	4-5
Bethune-Cookman	2-4	2-8
Mississippi Valley State	0-6	0-10

WEST DIVISION

Southern	5-1	6-4
Alcorn State	4-2	5-5
Prairie View A&M	3-3	5-5
<b>Grambling State</b>	<b>2-4</b>	<b>5-5</b>
Texas Southern	2-4	3-6
Arkansas-Pine Bluff	2-4	3-7

▼ SWAC WEEKLY SCHEDULE

Thursday, Nov. 14

**Grambling State at Alabama A&M, 7:00 pm**

Saturday, Nov. 16

Mississippi Valley State at Florida A&M, 12:00 pm Jackson State at Alabama State, 2:00 pm  
Alcorn State at Prairie View A&M, 2:00 pm  
Arkansas-Pine Bluff at Southern, 2:00 pm  
Bethune-Cookman at Texas Southern, 2:00 pm

▼ SWAC WEEKLY TELECONFERENCE/ZOOM SCHEDULE

The Fall 2024 SWAC Football media sessions will begin on Monday, Aug. 26 at 10:00 am CST. We will conduct media sessions this upcoming season via Zoom, please see weekly schedule.

Media representatives who wish to participate should consult the conference weekly release or the SWAC Communications Office for details.

A replay of each teleconference will be available each Monday on the conference's website: [www.swac.org](http://www.swac.org).

2024 SWAC Football Media Session Dates


Aug. 26 • Sept. 3 • Sept. 9 • Sept. 16 • Sept. 23 • Sept. 30 • Oct. 7 • Oct. 14 • Oct. 21 • Oct. 28 • Nov. 4 • Nov. 11 • Nov. 18

SWAC Football Media Session Schedule

10:00 a.m. - 10:05 a.m. SWAC Football Updates  
10:05 a.m. - 10:15 a.m. Connell Maynor- Alabama A&M  
10:15 a.m. - 10:25 a.m. Eddie Robinson Jr.- Alabama State  
10:25 a.m. - 10:35 a.m. Cedric Thomas- Alcorn State  
10:35 a.m. - 10:45 a.m. Raymond Woodie- Bethune-Cookman  
10:45 a.m. - 10:55 a.m. James Colzie- Florida A&M  
**10:55 a.m. - 11:05 a.m. Mickey Joseph- Grambling State**  
11:05 a.m. - 11:15 a.m. Alonzo Hampton- Arkansas-Pine Bluff  
11:15 a.m. - 11:25 a.m. Kendrick Wade- Mississippi Valley State  
11:25 a.m. - 11:35 a.m. Bubba McDowell- Prairie View A&M  
11:35 a.m. - 11:45 a.m. Terrence Graves- Southern  
11:45 a.m. - 11:55 a.m. Cris Dishman- Texas Southern  
11:55 a.m. - 12:05 p.m. T.C. Taylor- Jackson State

All times listed CST

▼ SOUTHWESTERN ATHLETIC CONFERENCE



FORMED: 1920

Charter members: Bishop College, Paul Quinn, Prairie View A&M, Texas College and Wiley College

Commissioner: Dr. Charles McClelland

Located: Birmingham, Alabama

HISTORY AT A GLANCE

In 1920, athletic officials from six Texas HBCUs — C.H. Fuller of Bishop College, Red Randolph and C.H. Patterson of Paul Quinn College, E.G. Evans, H.J. Evans and H.J. Starns of Prairie View A&M, D.C. Fuller of Texas College and G. Whitte Jordan of Wiley College — met in Houston, Texas, to discuss common interests. At this meeting, they agreed to form a new league, the SWAC.

Paul Quinn became the first of the original members to withdraw from the league when it did so in 1929. When Langston University of Oklahoma was admitted into the conference two years later, it began the migration of state-supported institutions into the SWAC. Southern University entered the ranks in 1934, followed by Arkansas AM&N (now the University of Arkansas at Pine Bluff) in 1936 and Texas Southern University in 1954.

Rapid growth in enrollment of the state-supported schools made it difficult for the church-supported schools to finance their athletics programs and one by one they fell victim to the growing prowess of the state-supported colleges. Bishop withdrew from the conference in 1956, Langston in 1957 and Huston-Tillotson (formerly Samuel Huston) in 1959, one year after the admittance of two more state-supported schools: Grambling College and Jackson State College.

The enter-exit cycle continued in 1961 when Texas College withdrew, followed by the admittance of Alcorn A&M (now Alcorn State University) in 1962. Wiley left in 1968, the same year Mississippi Valley State College entered. Arkansas AM&N exited in 1970 and Alabama State University entered in 1982.

Arkansas—Pine Bluff (formerly Arkansas AM&N) rejoined the SWAC on July 1, 1997, regaining full-member status one year later. Alabama A&M University became the conference's tenth member when it became a full member in September, 1999 after a one year period as an affiliate SWAC member. Most of the former SWAC members that have left the conference are currently a part of the Red River Athletic Conference of the NAIA.

Current championship competition offered by the SWAC includes competition for men in baseball, basketball, cross country, football, golf, indoor track, outdoor track & field and tennis. Women's competition is offered in the sports of basketball, bowling, cross country, golf, indoor track, outdoor track & field, soccer, softball, tennis and volleyball.

MEMBERSHIP TIMELINE

Bishop College	1920-56
Paul Quinn College	1920-29
Samuel Huston College	1920-59
Texas College	1920-68
Wiley College	1920-68
Prairie View A&M	1920 - present
Langston University	1931-57
Arkansas AM&N	1936-70
Southern	1934 - present
Texas Southern	1954 - present
<b>Grambling State</b>	<b>1958 - present</b>
Jackson State	1958 - present
Alcorn State	1962 - present
Mississippi Valley State	1968 - present
Alabama State	1982 - present
Arkansas-Pine Bluff	1997 - present
Alabama A&M	1999 - present
Howard University*	2014 - present
Bethune-Cookman	2021 - present
Florida A&M	2021 - present

\*Affiliate member in women's soccer only.

LEGENDARY SWAC GREATS INCLUDE:



<b>NFL</b>	
Lem Barney	Jackson State
Mel Blount	Southern
Robert Brazile	Jackson State
<b>Willie Brown</b>	<b>Grambling State</b>
<b>Buck Buchanan</b>	<b>Grambling State</b>
<b>Willie Davis</b>	<b>Grambling State</b>
Donald Driver	Alcorn State
<b>James Harris</b>	<b>Grambling State</b>
Ken Houston	Prairie View A&M
<b>Charlie Joiner</b>	<b>Grambling State</b>
Robert Mathis	Alabama A&M
David Deacon Jones	Mississippi Valley State
	Alcorn State
Steve McNair	Mississippi Valley State
Jerry Rice	Alabama St
	Jackson State
Eddie Robinson	Texas Southern
Jackie Slater	<b>Grambling State</b>
Michael Strahan	
<b>Doug Williams</b>	
<b>NBA</b>	
Lindsey Hunter	Jackson State
<b>Willis Reed</b>	<b>Grambling State</b>
Purvis Short	Jackson State
<b>MLB</b>	
Lou Brock	Southern
Rickie Weeks	Southern
<b>COACH</b>	
<b>Eddie G. Robinson</b>	<b>Grambling State</b>
<b>OTHERS</b>	
Bill Foster	Alcorn State
Patricia Hoskins	Mississippi Valley State
Barbara Jacket	Prairie View A&M
<b>Alice Jackson</b>	<b>Grambling State</b>
Brian Johnson	Southern
Mary Onyal	Texas Southern

THE MISSION AND PURPOSE OF THE SWAC

The Southwestern Athletic Conference, Inc. (the "SWAC", the "Conference") is organized exclusively for the purpose of encouraging, promoting, advancing, and conducting intercollegiate sports activities and other recreational and not-for-profit activities among the members of the Conference. Its purposes are:

- To uphold the principles of institutional control of, and responsibility for all collegiate sports conducted by the members of this organization in conformity with the Constitution and Bylaws hereof;
- To stimulate and improve intercollegiate athletic sports;
- To comply with satisfactory standards of scholarship and amateur standing and good sportsmanship;
- To preserve and maintain the collegiate athletic records of the members of the Southwestern Athletic Conference, and make them available upon request;
- To cooperate with other amateur athletic organizations in the promotion and conduct of intercollegiate athletic contests;
- To maintain fiscal management; and
- To legislate through Bylaws or Resolutions on subjects of general concern to the membership.

The members of the conference are committed to the philosophy of maintaining intercollegiate athletics as an integral part of the overall educational program. To this end, the conference believes in and subscribes to the fundamental principles of amateurism, institutional control, sound academic standards, financial aid, recruiting, and ethical conduct that governs intercollegiate athletics, and the enforcement of rules and regulations as adopted by the National Collegiate Athletic Association.







# MICKEY JOSEPH

## HEAD COACH

University of Nebraska, 1991

### FIRST SEASON

Grambling State University has named Mickey Joseph as the 15th head football coach, announced by Vice-President and Director of Intercollegiate Athletics Dr. Trayvean Scott.

Joseph brings a wealth of coaching experience spanning three decades to Grambling. His most recent stop was at the University of Nebraska, his alma mater, where he served as associate head coach, wide receivers coach and passing game coordinator during the 2022 season. He completed the 2022 campaign as interim head coach for the Cornhuskers.

Prior to NU, he spent five seasons on staff at LSU. In 2017, he joined the Tigers as wide receivers coach. He was elevated to associate head coach in 2020. Joseph was a key member of LSU's 2019 national championship staff. His receivers set an FBS record with 60 touchdown receptions and helping Joe Burrow claim a Heisman Trophy amassing 5,671 passing yards.

In 2019, LSU assembled the best group of receivers in SEC history. The Tigers' three starters—Ja'Marr Chase, Justin Jefferson and Terrace Marshall—combined for 241 receptions for 3,991 yards and 51 touchdowns.

His reputation and for recruiting and developing wide receivers were highlighted at LSU when he was recognized as a Rivals Top 25 recruiter. had four wide receivers selected in the first three rounds of the 2020 and 2021 NFL Drafts (2020 and 2021). That includes Chase, who was the 2021 NFL Offensive Rookie of the Year after being selected with the No. 5 overall pick in the 2021 Draft and Jefferson, the 22nd pick in the 2020 NFL Draft.

The Marrero, La. native was part of an offensive staff that helped LSU set several SEC records in 2019, including passing yards (6,024), passing TDs (61) and total offense per game (568.4) en route to a 15-0 season and national championship. Joseph also helped LSU post a 10-3 record in 2018 and a 9-4 mark in 2017.

In 2016, Joseph worked as running backs coach at neighboring Louisiana Tech. He helped the Bulldogs to a 9-5 record and win in the Armed Forces Bowl. The Bulldogs ranked No. 2 in the nation in scoring in 2016, averaging 44.3 points per game. Tech averaged 514.9 total yards game, which included 363.4 passing and 151.6 on the ground.

Joseph is no stranger to Grambling State. From 2014 to 2015 he served as wide receivers coach and special teams coach for the G-Men. When he arrived at Grambling, the Tigers were coming off a 1-10 record in 2013. In the two years he spent with the G-Men, Grambling finished 7-5 (2014) and 9-3 with a SWAC West Championship in 2015.

In 2015, Joseph's receivers totaled 2,250 receiving yards and 25 touchdowns as Grambling's scoring offense ranked fourth and passing offense ranked 21st among all FCS programs nationally.

Prior to Grambling, he was the special teams coordinator and wide receivers coach at Alcorn State in 2013, helping the school to a 9-3 record, its most wins in 30 years.

He spent five seasons at Langston University from 2008 to 2012, elevating to head coach in 2011. He led the Lions to 13-7 record in two seasons.

Joseph got his first collegiate coaching job at Wayne State College in Nebraska in 1997, which he followed with a season at his high school alma mater Archbishop Shaw High School in New Orleans in 1998. From there, Joseph served as a graduate assistant at Tulane in 1999 and then coached receivers at Alabama State in 2000.

He coached quarterbacks at Nicholls State for three years (2001-03) and then spent two seasons as the running backs coach at Central Oklahoma (2004-05).

Before his tenure at Langston, Joseph served as the head football coach and Director of Athletics for

Desire Street Academy, a private school in the New Orleans' Ninth Ward area. His main goal was to help get young kids out of the underprivileged area to improve their overall quality of life through sports. At the time of Hurricane Katrina, Joseph was responsible of moving the private school to Florida along with relocating the student-athletes. That year, the team had a record of 1-3, however, in 2008 Joseph turned the team around to a 10-3 record. Seven out of 25 players were able to sign with NCAA Division I programs.

During the summer of 2012 he also spent time with Houston Texans as part of an NFL minority internship. While in Houston, Joseph worked with the running backs and all aspects of the special teams units.

Joseph played quarterback at Nebraska from 1988-91. As a junior Joseph led the Cornhuskers to a 9-3 overall mark after accounting for 21 touchdowns (11 rushing, 10 passing). In his four years at Nebraska, the Cornhuskers posted a 39-9-1 overall mark and appeared in the Orange Bowl twice, the Citrus Bowl and the Fiesta Bowl.

In four years with the Cornhuskers, Joseph played in 34 regular season games and accounted for 30 touchdowns (16 rushing, 14 passing). His best season came as a junior in 1990 when he played in all 12 games, throwing for 624 yards and 11 touchdowns to go along with 554 rushing yards and 10 TDs.

Joseph was the top recruit coming out of Archbishop Shaw High School in Marrero when he was recruited to the University of Nebraska. In 1987, he was awarded Gatorade Player of the Year and First-Team Parade All-American. The standout football player was also a two-time All-State MVP and three-time All-District MVP.



GRAMBLING STATE FOOTBALL GAME NOTES

SERIES HISTORY VS. 2024 OPPONENTS

LOUISIANA [0-2]

YEAR	Date	GSU	Opp.
2018	9/1	17	49
2024	8/31	10	40

Louisiana Series Notes

Grambling State Points	27
Louisiana Points	89
Games Decided by 3 Points or Less	0-0
Games Decided by 7 Points or Less	0-0
Longest Winning Streak	None
Current Streak	Lost 2
Last 10 Games	0-2
Biggest Win	None
Biggest Loss	17-49 (2018)

TUSKEGEE [2-2]

YEAR	Date	GSU	Opp.
1946	9/28	6	21
1947	9/27	6	19
1949	10/31	55	0
2024	9/7	37	20

Tuskegee Series Notes

Grambling State Points	104
Tuskegee Points	60
Games Decided by 3 Points or Less	0-0
Games Decided by 7 Points or Less	0-0
Longest Winning Streak	Won 2
Current Streak	Won 2
Last 10 Games	2-2
Biggest Win	55-0 (1949)
Biggest Loss	21-6 (1946)

TEXAS A&M COMMERCE [1-0]

YEAR	Date	GSU	Opp.
2024	9/14	35	28

Texas A&M-Commerce Series Notes

Grambling State Points	35
Tuskegee Points	28
Games Decided by 3 Points or Less	0-0
Games Decided by 7 Points or Less	1-0
Longest Winning Streak	Won 1
Current Streak	Won 1
Last 10 Games	1-0
Biggest Win	35-28 (2024)
Biggest Loss	N/A

JACKSON STATE [45-24-1]

YEAR	Date	GSU	Opp.
1952		13	13
1953		21	13
1954		35	13
1955		48	7
1956		26	7
1957		30	39
1958		21	18
1959		18	14
1960		32	12
1961		13	14
1962		31	45
1963		62	16
1964		47	27
1965		51	20
1966		27	18
1967		14	20
1968		35	33
1969		62	12
1970		27	7
1971		7	13
1972		26	13
1973		19	12

1974		26	13
1975		14	24
1976		28	6
1978		13	7
1980		24	14
1981		15	7
1982		6	22
1983		14	10
1984		19	3
1985		26	35
1986		14	25
1987		17	31
1988		17	24
1989		27	17
1990		19	29
1991		22	34
1992		34	31
1993		20	14
1994		28	17
1995		28	29
1996		0	52
1997		0	23
1998		35	68
1999		6	31
2000		33	30
2001		30	16
2002		52	31
2003		24	17
2004		23	32
2005		52	21
2006		36	7
2007		30	20
2007		31	42
2008		14	5
2008		41	9
2009	9/19	27	17
2010	9/18	28	21
2011	11/5	26	23
2012	11/3	17	53
2013	10/19	Forfeit	
2014	9/20	40	35
2015	10/3	59	27
2016	9/17	35	14
2017	9/16	36	21
2019	10/5	44	21
2021	3/6	28	33
2022		24	66
2024	9/21	41	20

Jackson State Series Notes

Grambling State Points	1,762
Jackson State Points	1,467
Games Decided by 3 Points or Less	4-2
Games Decided by 7 Points or Less	13-5
Longest Winning Streak	Tied at 5
Current Streak	Won 1
Last 10 Games	6-4
Biggest Win	62-12 (1969)
Biggest Loss	0-52 (1996)

PRAIRIE VIEW A&M [52-22-1]

YEAR	Date	GSU	Opp.
1950		7	40
1951		12	34
1952		13	25
1953		0	32
1954		19	26
1955		26	7
1956		46	0
1957		14	25
1958		6	44
1959		13	35
1960		26	0
1961		34	14

1962		23	15
1963		7	28
1964		14	22
1965		44	7
1966		10	10
1967		13	10
1968		22	14
1969		58	25
1970		57	6
1971		30	7
1972		36	0
1973		38	12
1974		61	0
1975		0	2
1976		0	2
1977		77	7
1978		37	6
1979		61	6
1980		68	0
1981		44	3
1982		51	6
1983		42	8
1984		42	0
1985		27	7
1986		19	24
1987		28	7
1988		40	14
1989		39	0
1991		77	7
1992		63	3
1993		49	0
1994		66	0
1995		44	0
1996		54	12
1997		33	6
1998		55	40
1999		47	19
2000		12	10
2002		35	13
2003		65	7
2004		53	32
2005		50	7
2006		53	7
2007		17	14
2008		40	16
2009	10/3	32	35
2010	9/25	34	17
2011	10/1	22	31
2012	10/6	14	31
2013	10/5	3	31
2014	9/27	26	20
2015	9/26	70	54
2016	10/1	36	16
2017	10/7	34	21
2018	9/29	16	22
2019	9/28	36	42
2021	3/13	10	17
2021	9/25	10	24
2022		14	34
2023		35	20

Prairie View A&M Series Notes

Grambling State Points	2,408
Prairie View A&M Points	1,143
Games Decided by 3 Points or Less	2-1
Games Decided by 7 Points or Less	3-1
Longest Winning Streak	20 (1987-2008)
Current Streak	Won 1
Last 10 Games	4-6
Biggest Win	77-7 (1991)
Biggest Loss	6-44 (1958)

ALCORN STATE [47-26-3]

YEAR	Date	GSU	Opp.
1952		27	13
1954		6	26



GRAMBLING STATE FOOTBALL GAME NOTES

1971	21	6
1972	6	9
1973	22	6
1974	14	19
1975	27	3
1976	0	2
1977	42	17
1978	21	13
1979	40	6
1980	27	29
1981	13	10
1982	31	14
1983	28	0
1984	13	27
1984	13	27
1985	30	20
1986	19	17
1987	24	28
1988	27	13
1989	35	30
1990	42	13
1991	22	27
1992	33	35
1993	24	25
1994	62	56
1995	39	17
1996	6	31
1997	20	44
1998	11	0
1999	41	25
2000	29	6
2001	37	22
2002	41	35
2003	40	28
2004	23	34
2005	46	19
2006	14	21
2007	31	10
2008	29	0
2010	10/16	38 28
2011	9/3	21 14
2012	9/1	21 22
2013	10/12	0 48
2014	10/11	28 21
2015	10/17	35 34
2015	12/5	21 49
2016	9/24	43 18
2016	12/3	27 20
2017	10/21	41 14
2017	12/2	40 32
2018	10/20	26 33
2019	11/9	19 16 (OT)
2021	10.9	20 24
2022		35 6
2023		24 25
2014	10/12	15 17

Alcorn State Series Notes

Grambling State Points	1,911
Alcorn State Points	1,344
Games Decided by 3 Points or Less	5-8
Games Decided by 7 Points or Less	10-14
Longest Winning Streak	11 (1955-1967)
Current Streak	Lost 2
Last 10 Games	6-4
Biggest Win	53-0 (1957)
Biggest Loss	0-48 (2013)

ARKANSAS-PINE BLUFF [34-13-2]

YEAR	Date	GSU	Opp.
1951		13	25
1952		35	19
1953		20	16
1954		21	13
1955		38	6
1958		6	7
1959		6	7
1960		33	12
1962		20	20
1963		7	7
1964		39	0

Bethune-Cookman Series Notes

1965	21	9
1966	61	21
1967	39	13
1968	46	20
1969	42	0
1970	41	13
1971	20	16
1993	45	7
1994	44	17
1995	14	17
1996	32	15
1997	16	22
1998	33	54
1999	24	19
2000	24	17
2001	60	7
2002	54	15
2003	41	16
2004	22	41
2005	26	23
2006	28	33
2007	30	24
2008	28	7
2009	11/6	42 49
2010	10/30	35 25
2011	10/29	27 20
2012	11/10	17 24
2013	11/9	42 45
2014	10/18	63 39
2015	11/14	49 31
2016	10/29	70 0
2017	11/4	31 26
2018	10/27	45 38 (ot)
2019	10/26	39 33
2021	3/20	21 48
2021	11/6	26 33
2022		36 10
2023		43 14
2024	10/19	31 21

Arkansas-Pine Bluff Series Notes

Grambling State Points	1,645
Arkansas-Pine Bluff Points	1,014
Games Decided by 3 Points or Less	1-4
Games Decided by 7 Points or Less	10-9
Longest Winning Streak	11 (1960-1994)
Current Streak	Won 2
Last 10 Games	8-2
Biggest Win	70-0 (2016)
Biggest Loss	21-48 (2021)

TEXAS SOUTHERN [48-20-3]

YEAR	Date	GSU	Opp.
1950		26	6
1951		7	7
1952		14	46
1953		7	22
1954		19	19
1957		14	12
1958		7	21
1959		14	15
1960		51	0
1961		23	19
1962		25	42
1963		13	27
1964		25	8
1965		6	26
1966		19	17
1967		20	14
1968		28	18
1969		28	26
1970		20	16
1971		27	7
1972		21	15
1973		21	35
1974		34	21

1975	37	21
1976	54	21
1977	28	14
1978	22	16
1979	32	3
1980	43	14
1981	17	17
1982	34	30
1983	55	0
1984	44	16
1985	30	6
1986	49	21
1987	30	9
1988	49	7
1989	49	6
1990	57	36
1991	30	27
1992	24	17
1993	50	26
1994	51	20
1995	56	14
1996	7	52
1997	16	21
1998	24	41
1999	20	21
2000	26	17
2001	43	3
2002	42	28
2003	48	15
2004	28	10
2005	58	21
2006	28	33
2007	57	9
2008	33	7
2009	11/12	49 33
2010	11/11	34 41
2012	10/27	20 23
2013	10/26	17 23
2014	11/1	35 7
2015	11/7	41 15
2016	11/19	47 28
2017	10/28	50 24
2018	10/13	34 21
2019	11/2	55 20
2021	10/16	34 20
2022		7 41
2023		35 23
2024	10/26	17 24

Texas Southern Series Notes

Grambling State Points	2,212
Texas Southern Points	1,352
Games Decided by 3 Points or Less	4-2
Games Decided by 7 Points or Less	10-8
Longest Winning Streak	21 (1974-1995)
Current Streak	Lost 1
Last 10 Games	8-2
Biggest Win	55-0 (1983)
Biggest Loss	7-41 (2022)

BETHUNE-COOKMAN [9-6]

YEAR	Date	GSU	Opp.
1954		14	25
1955		26	7
1956		27	7
1957		20	12
1984		35	17
1986		30	24
1987		21	14
1988		17	16
2004		24	23
2014	9/13	23	36
2015	9/12	53	56
2021	11/13	14	31
2022		19	37
2023		28	14
2024	11/2	21	24



GRAMBLING STATE FOOTBALL GAME NOTES

Bethune-Cookman Series Notes

Grambling State Points	372
Bethune-Cookman Points	343
Games Decided by 3 Points or Less	2-2
Games Decided by 7 Points or Less	3-2
Longest Winning Streak	8 (1955-1957; 1984-2004)
Current Streak	Lost 1
Last 10 Games	5-5
Biggest Win	27-7 (1956)
Biggest Loss	19-37 (2022)

ALABAMA STATE [29-15]

YEAR	Date	GSU	Opp.
1979		21	7
1980		28	12
1981		19	7
1982		36	14
1983		28	9
1984		17	6
1985		28	0
1986		16	7
1987		7	17
1988		34	0
1989		28	6
1990		14	37
1991		14	60
1992		44	19
1993		10	16
1994		51	24
1995		16	37
1996		7	0
1997		13	20
1998		31	6
1999		36	13
2000		20	2
2001		38	45*Forfeit
2001		38	31
*SWAC Championship Game			
2002		34	21
2003		37	34
2004		23	37
2005		32	27
2006		16	35
2007		21	7
2008		27	7
2009		23	12
2010		22	7
2011		17	31
2012		18	19
2013		21	52
2014		23	37
2015		34	10
2016		21	0
2017		24	7
2018		34	0
2019		20	23
2023		6	17
2024	11/9	24	23

Alabama State Series Notes

Grambling State Points	1,074
Alabama State Points	814
Games Decided by 3 Points or Less	2-2
Games Decided by 7 Points or Less	5-4
Longest Winning Streak	8 (1979-1986)
Current Streak	Won 1
Last 10 Games	5-5
Biggest Win	34-0 (1988)
Biggest Loss	14-60 (1991)

ALABAMA A&M [21-8]

YEAR	Date	GSU	Opp.
1989		34	22

1990		27	20
1998		13	14
1999		36	31
2000		17	14
2000		14	6
2001		30	7
2002		23	13
2002		31	19
2003		45	14
2004		9	21
2005		44	0
2005		45	6
2006		27	30 (OT)
2007		31	6
2008		27	9
2009	10/10	41	20
2010	10/2	25	22
2011	9/24	14	20
2011	12/10	16	15
2012	9/29	17	38
2013	8/31	9	23
2014	10/4	38	28
2016	11/5	56	17
2018	11/10	29	16
2019	10/12	23	10
2021	10/2	37	28
2022		31	37 (2OT)
2023		24	45

Alabama A&M Series Notes

Grambling State Points	813
Alabama A&M Points	545
Games Decided by 3 Points or Less	3-3
Games Decided by 7 Points or Less	5-4
Longest Winning Streak	7 (1999-2003)
Current Streak	Lost 2
Last 10 Games	6-4
Biggest Win	56-17 (2016)
Biggest Loss	17-38 (2012), 24-45 (2023)

SOUTHERN [34-41]

YEAR	Date	GSU	Opp.
1932		0	20
1933		0	20
1934		9	25
1935		6	64
1936		0	36
1938		0	20
1939		7	53
1946		0	38
1947		21	6
1948		0	18
1959		6	12
1960		6	16
1961		9	20
1962		14	3
1963		21	22
1964		20	17
1965		34	14
1966		13	41
1967		27	20
1968		34	32
1969		6	15
1970		37	24
1971		31	3
1972		1	0+
1973		19	14
1974	11/23	21	0
1975	11/29	33	17
1976	11/27	10	2
1977	11/26	55	20
1978	11/25	28	15
1979	12/1	7	14
1980	11/29	43	16
1981	11/21	20	50

1982	11/27	17	22
1983	11/26	24	10
1984	11/24	31	29
1985	11/23	29	12
1986	11/29	30	3
1987	11/28	21	27
1988	11/26	3	10
1989	11/18	44	30
1990	11/24	25	13
1991	11/30	30	31
1992	11/28	30	27
1993	11/27	13	31
1994	11/26	7	34
1995	11/25	14	30
1996	11/30	12	17
1997	11/29	7	30
1998	11/28	14	26
1999	11/27	31	37
2000	11/25	29	33
2001	11/24	30	20
2002	11/30	24	48
2003	11/29	41	44
2004	11/27	24	13
2005	11/26	50	35
2006	11/25	17	21
2007	11/24	13	22
2008	11/29	29	14
2009	11/28	31	13
2010	11/27	38	17
2011	11/26	36	12
2012	11/24	33	38
2013	11/30	17	40
2014	11/29	45	52
2015	11/28	34	23
2016	11/26	52	30
2017	11/25	30	21
2018	11/24	28	38
2019	11/30	28	30
2021	4/17	7	49
2021	11/27	29	26
2022		17	34
2023		22	27

Southern Series Notes

Grambling State Points	1,607
Southern Points	1,775
Games Decided by 3 Points or Less	4-4
Games Decided by 7 Points or Less	8-16
Longest Winning Streak	9 (1970-1978)
Current Streak	Lost 2
Last 10 Games	4-6
Biggest Win	30-3 (1986)
Biggest Loss	6-64 (1935)



EDDIE G. ROBINSON MEMORIAL STADIUM YEAR-BY-YEAR RESULTS

<b>1983: 3-0-1</b> Grambling State 28, Alcorn State 0 Jackson State 42, Prairie View A&M 8 Grambling State 28, Mississippi Valley State 28 Grambling State 55, Texas Southern 0
<b>1984: 3-1</b> Grambling State 35, Bethune-Cookman 17 Tennessee State 34, Grambling State 24 Grambling State 19, Jackson State 3 Grambling State 17, Alabama State 6
<b>1985: 2-1</b> Grambling State 31, Mississippi Valley State 24 Grambling State 30, Texas Southern 6 South Carolina State 13, Grambling State 10
<b>1986: 1-2</b> Tennessee State 21, Grambling State 10 Jackson State 25, Grambling State 14 Grambling State 16, Alabama State 7
<b>1987: 3-1</b> Grambling State 21, Bethune-Cookman 14 Grambling State 45, Mississippi Valley State 14 Grambling State 30, Texas Southern 9 South Carolina State 15, Grambling State 13
<b>1988: 2-1</b> Grambling State 35, Tennessee State 33 Jackson State 24, Grambling State 17 Grambling State 34, Alabama State 0
<b>1989: 2-1</b> Grambling State 34, Alabama A&M 22 Grambling State 49, Texas Southern 6 South Carolina State 56, Grambling State 10
<b>1990: 1-2</b> Grambling State 37, Tennessee State 20 Jackson State 29, Grambling State 19 Alabama State 37, Grambling State 14
<b>1991: 4-0</b> Grambling State 77, Prairie View A&M 7 Grambling State 37, Mississippi Valley State 35 Grambling State 30, Texas Southern 27 Grambling State 25, Florida A&M 22
<b>1992: 3-1</b> Alcorn State 35, Grambling State 33 Grambling State 38, Tennessee State 28 Grambling State 34, Jackson State 31 Grambling State 44, Alabama State 19
<b>1993: 3-0</b> Grambling State 28, Mississippi Valley State 19 Grambling State 50, Texas Southern 26 Grambling State 39, Florida A&M 13
<b>1994: 3-0</b> Grambling State 62, Alcorn State 56 Grambling State 28, Jackson State 17 Grambling State 51, Alabama State 24
<b>1995: 3-1</b> Central State 16, Grambling State 14 Grambling State 42, Mississippi Valley State 6 Grambling State 54, Texas Southern 15 Grambling State 48, Elizabeth City State 8
<b>1996: 1-3</b> Alcorn State 31, Grambling State 6 Langston 15, Grambling State 14 Jackson State 52, Grambling State 0 Grambling State 7, Alabama State 0
<b>1997: 1-2</b> Grambling State 20, Mississippi Valley State 13 Texas Southern 21, Grambling State 16 North Carolina A&T State 38, Grambling State 34

<b>1998: 2-1</b> Grambling State 11, Alcorn State 0 Jackson State 68, Grambling State 35 Grambling State 31, Alabama State 6
<b>1999: 2-1</b> Grambling State 36, Alabama A&M 31 Grambling State 42, Mississippi Valley State 19 Texas Southern 21, Grambling State 20
<b>2000: 3-0</b> Grambling State 29, Alcorn State 6 Grambling State 33, Jackson State 30 Grambling State 20, Alabama State 2
<b>2001: 2-0</b> Grambling State 30, Alabama A&M 7 Grambling State 42, Texas Southern 28
<b>2002: 4-0</b> Grambling State 41, Alcorn State 35 Grambling State 37, Langston 30 Grambling State 52, Jackson State 31 Grambling State 34, Alabama State 21
<b>2003: 3-1</b> McNeese State 31, Grambling State 20 Grambling State 45, Mississippi Valley State 6 Grambling State 48, Texas Southern 15 Grambling State 33, Savannah State 17
<b>2004: 0-4</b> Alcorn State 34, Grambling State 23 Arkansas-Pine Bluff 41, Grambling State 22 Jackson State 32, Grambling State 23 Alabama State 37, Grambling State 23
<b>2005: 4-0</b> Grambling State 44, Alabama A&M 0 Grambling State 37, Mississippi Valley State 22 Grambling State 58, Texas Southern 21 Grambling State 82, Concordia (Ala.) 7
<b>2006: 1-2</b> Grambling State 36, Jackson State 7 Alabama State 37, Grambling State 23 Alcorn State 21, Grambling State 14
<b>2007: 3-0</b> Grambling State 31, Alabama A&M 6 Grambling State 40, Mississippi Valley State 0 Grambling State 57, Texas Southern 9
<b>2008: 4-0</b> Grambling State 29, Alcorn State 0 Grambling State 14, Jackson State 5 Grambling State 13, Langston 2 Grambling State 27, Alabama State 7
<b>2009: 4-0</b> Grambling State 38, Northwestern State 17 Grambling State 41, Alabama A&M 20 Grambling State 50, Mississippi Valley State 7 Grambling State 47, Texas Southern 33
<b>2010: 3-0</b> Grambling State 28, Jackson State 21 Grambling State 22, Alabama State 7 Grambling State 35, Concordia (Ala.) 0
<b>2011: 3-1</b> Alabama A&M 20, Grambling State 14 Grambling State 44, Concordia (Ala.) 0 Grambling State 30, Mississippi Valley State 24, OT Grambling State 29, Texas Southern 25
<b>2012: 1-3</b> Alabama State 19, Grambling State 18 Grambling State 22, Virginia-Lynchburg 7 Jackson State 53, Grambling State 17 Arkansas-Pine Bluff 24, Grambling State 17

<b>2013: 1-4</b> Alabama A&M 23, Grambling State 9 Lamar 27, Grambling State 16 Texas Southern 23, Grambling State 17 Grambling State 47, Mississippi Valley State 40
<b>2014: 2-1</b> Grambling State 28, Alcorn State 21 Grambling State 63, Arkansas-Pine Bluff 39 Alabama State 37, Grambling State 23
<b>2015: 2-1</b> Bethune-Cookman 56, Grambling State 53 Grambling State 37, Alabama A&M 14 Grambling State 49, Mississippi Valley State 14
<b>2016: 3-0</b> Grambling State 72, Virginia-Lynchburg 12 Grambling State 43, Alcorn State 18 Grambling State 70, Arkansas-Pine Bluff 0
<b>2017: 4-0</b> Grambling State 23, Northwestern State 10 Grambling State 36, Jackson State 21 Grambling State 41, Alcorn State 14 Grambling State 50, Texas Southern 24
<b>2018: 4-0</b> Grambling State 34, Alabama State 0 Grambling State 62, Oklahoma Panhandle State 7 Grambling State 45, Arkansas-Pine Bluff 38, OT Grambling State 24, Mississippi Valley State 19
<b>2019: 3-0</b> Grambling State 23, Alabama A&M 10 Grambling State 55, Texas Southern 20 Grambling State 19, Alcorn State 16, OT
<b>Spring 2021: 0-2</b> Jackson State 33, Grambling State 28 Arkansas-Pine Bluff 48, Grambling State 21
<b>Fall 2021: 2-1</b> Grambling State 37, Alabama A&M 28 Grambling State 34, Texas Southern 20 Bethune-Cookman 31, Grambling State 14
<b>2022: 2-1</b> Florida A&M 20, Grambling State 16 Grambling State 35, Alcorn State 6 Grambling State 36, Arkansas-Pine Bluff 10
<b>2023: 2-1</b> Grambling State 58, Florida Memorial 22 Grambling State 35, Texas Southern 23 Alabama A&M 45, Grambling State 24
<b>2024: 4-1</b> Grambling State 37, Tuskegee 20 Grambling State 41, Jackson State 20 Alcorn State 17, Grambling State 15 Grambling State 31, Arkansas-Pine Bluff 21 Grambling State 24, Alabama State 23

<i>All-Time vs. Opponents at Eddie G. Robinson Memorial Stadium</i>	
Opponent	Record
Alabama A&M	10-2
Alabama State	12-5
Alcorn State	11-5
Arkansas-Pine Bluff	5-3
Bethune-Cookman	2-2
Central State	0-1
Concordia (Ala.)	3-0
Elizabeth City State	1-0
Florida A&M	2-1
Florida Memorial	1-0
Jackson State	10-8
Lamar	0-1
Langston	2-1
McNeese State	0-1
North Carolina A&T State	0-1
Northwestern State	2-0
Oklahoma Panhandle State	1-0
Prairie View A&M	2-0
Mississippi Valley State	15-0-1
Savannah State	1-0
South Carolina State	0-3
Tennessee State	3-2
Texas Southern	17-3
Tuskegee	1-0
Virginia-Lynchburg	2-0

Record By Years

Years	Record
1983-1989	16-7-1
1990-1999	23-11-0
2000-2009	28-7-0
2010-2019	26-9-0
2020-Present	10-6-0

Unbeaten at home (13): 1983, 1991, 1994, 2000, 2001, 2002, 2005, 2007, 2008, 2009, 2010, 2016, 2017, 2018, 2019

Record By Head Coaches

Years	Head Coach	W-L-T
1983-1997	Eddie Robinson	35-16-1
1998-2003; 2011-2013	Doug Williams	21-10-0
2004-2006	Melvin Spears	5-6-0
2007-2010	Rod Broadway	14-0-0
2014-2021	Broderick Fobbs	21-5-0
2022 - 2023	Hue Jackson	4-1-0
2024 - Present	Mickey Joseph	4-1
Total (36 seasons)		104-39-1

Highest Attended Games

Date	Opponent	Attendance
Sept. 3, 1994	Alcorn State	25,347
Sept. 3, 1983	Alcorn State	23,652
Oct. 27, 2001	Texas Southern	22,736
Nov. 7, 1992	Alabama State	21,000
Oct. 22, 1994	Jackson State	20,344
Nov. 5, 1993	Alabama State	19,698
Oct. 27, 2007	Texas Southern	19,639
Oct. 17, 1992	Jackson State	19,500
Sept. 21, 2024	Jackson State	19,085
Oct. 21, 2006	Jackson State	18,883
Oct. 29, 2016	Arkansas-Pine Bluff	18,543
Nov. 4, 2006	Alabama State	18,420
Oct. 28, 2017	Texas Southern	18,350
Oct. 19, 2024	Arkansas-Pine Bluff	17,135
Sept. 16, 2017	Jackson State	16,513
Oct. 21, 2000	Jackson State	16,424
Oct. 15, 1983	Mississippi Valley State	16,179
Sept. 5, 1992	Alcorn State	15,465
Nov. 3, 1990	Alabama State	15,258
Nov. 2, 1991	Texas Southern	15,246
Oct. 30, 1993	Texas Southern	14,962
Nov. 2, 2019	Texas Southern	14,562
Nov. 6, 2010	Concordia (Ala.)	14,543
Oct. 20, 1990	Jackson State	14,496
Sept. 2, 2000	Alcorn State	14,310
Sept. 26, 2016	Alcorn State	14,126



# GRAMBLING STATE FOOTBALL GAME NOTES

## ▼ THE LAST TIME ...

### All Games

Scored 40 or more points ..... 41 vs. Jackson State [9/21/2024]  
Scored 50 or more points ..... 58 vs. Florida Memorial [9/16/2023]  
Scored 60 or more points ..... 62 vs. Oklahoma Panhandle State [10/6/2018]  
Scored 70 or more points ..... 70 vs. Arkansas-Pine Bluff [10/29/2016]  
Scored 80 or more points ..... 82 vs. Concordia [2005]  
Recorded a safety ..... vs. Southern [11/25/2023]  
Scored on a two-point conversion ..... at Texas A&M-Commerce [9/14/2024]  
Blocked an extra point ..... vs. Florida Memorial [9/16/2023]  
Returned a blocked extra point ..... at Arkansas-Pine Bluff [11/6/2021]  
Blocked a field goal ..... at Bethune-Cookman [11/2/2024]  
Blocked a punt ..... vs. Arkansas-Pine Bluff [10/19/2024]  
Returned a punt for touchown ..... (Javon Robinson) at Bethune-Cookman [11/2/2024]  
Returned a kickoff for a touchdown ..... vs. Southern [11/26/2016]  
Returned a two+ kickoffs for touchdowns ..... vs. Prairie View A&M [9/16/2015]  
Returned an interception for a touchdown ..... vs. Jackson State [9/21/2024]  
Returned a fumble for a touchdown ..... vs. Jackson State [9/21/2024]

Was held to 7 or fewer points ..... 6 vs. Alabama State [11/4/2023]  
Was shut out ..... at Houston [9/18/2021]  
Was shut out in a half ..... 2nd half, vs. Tuskegee [9/7/2024]  
Was shut out in back-to-back games ..... at Southern Miss, at Houston [2021]

An Opposing Team Scored 40 points ..... 40 vs. Louisiana [8/31/2024]  
An Opposing Team Scored 50 points ..... 58 at Arkansas State [9/3/2022]  
An Opposing Team Scored 60 or more points ..... 72 at LSU [9/9/2023]  
Allowed a safety ..... at LSU [9/9/2023]  
Allowed a two-point conversion ..... vs. Prairie View A&M [9/28/2024]

Held an opponent to 10 or fewer points ..... 10 vs. Louisiana [8/31/2024]  
Held an opponet to 7 or fewer points ..... 6 vs. Alcorn State [10/29/2022]  
Shut out an apponent ..... 0 at Mississippi Valley State [11/16/2019]  
Shut out an opponent in a half ..... 1st Half vs. Arkansas-Pine Bluff [11/5/2022]  
Back-to-back shut outs ..... vs. Alcorn State; vs. Paul Quinn [1957]  
Overtime game ..... vs. Prairie View A&M, L 36-34 [9/28/2024]

Come-from-behind win (trailing the 4th Q) ..... vs. Alabama State, [23-10], won 24-23 [11/9/2024]

### Total Offense

Had 400 yards or more total offense ..... 432 vs. Southern [11/25/2023]  
Had 500 yards or more total offense ..... 500 vs. Southern [11/27/2021]  
Had 600 yards or more total offense ..... 743 vs. Arkansas-Pine Bluff [10/29/2016]  
Consecutive games with 500-plus yards of offense ..... 743 vs. Arkansas-Pine Bluff; 609 vs. Alabama A&M [2016]

Was held to 300 or fewer yards total offense ..... 247 vs. Alabama State [11/9/2024]  
Was held to 200 or fewer yards total offense ..... 102 at Arkansas State [9/3/2022]  
Was held to 100 or fewer yards total offense ..... 70 at TCU [9/8/2012]

Opponent had 400 yards or more total offense ..... 419 at Texas A&M-Commerce [9/14/2024]  
Opponent had 500 yards or more total offense ..... 572 at Arkansas State [9/3/2022]  
Opponent had 600 yards or more total offense ..... 622 at LSU [9/9/2023]

### Rushing Yards

Had 250 or more rushing yards ..... 249 vs. Southern [11/25/2023]  
Had 300 or more rushing yards ..... 348 vs. Arkansas-Pine Bluff [11/5/2022]

Was held to 100 or fewer rushing yards ..... 100 vs. Prairie View A&M [9/28/2024]

Opponent had 250 or more rushing yards ..... 267 at at Texas A&M-Commerce [9/14/2024]  
Opponent had 300 or more rushing yards ..... 336 vs Alabama A&M [10/14/2023]

Had 3 or more rushing touchdowns ..... 3 vs. Alabama State [11/9/2024]  
Had 4 or more rushing touchdowns ..... 4 at Texas A&M-Commerce [9/14/2024]  
Had 5 or more rushing touchdowns ..... 5 vs. Arkansas-Pine Bluff [11/5/2022]

Was held without a rushing touchdown ..... Alabama State [11/4/2023]  
Was held without a rushing touchdown in consec. games ..... at Southern Miss and Houston [2021]

### Passing Yards

Had 250 or more passing yards ..... 286 vs. Prairie View A&M [9/28/2024]  
Had 300 or more passing yards ..... 304 vs. Tuskegee [9/7/2024]  
Had 350 or more passing yards ..... 350 vs. Texas Southern [10/28/2017]

Was held to 200 or fewer passing yards ..... 76 vs. Alabama State [11/9/2024]  
Was held to 150 or fewer passing yards ..... 76 vs. Alabama State [11/9/2024]  
Was held to 100 or fewer passing yards ..... 76 vs. Alabama State [11/9/2024]

Had 3 or more passing touchdowns ..... 3 vs. Arkansas-Pine Bluff [11/10/2023]  
Had 4 or more passing touchdowns ..... 4 vs. Tuskegee [9/7/2024]

Was held without a passing touchdown ..... vs. Alabama State [11/9/2024]  
Was held without a passing touchdown in consec. games ..... vs. Texas Southern vs. Bethune-Cookman, vs. Alabama State [2024]

### First Downs

Had 25 or more first downs ..... 25 vs. Southern [11/25/2023]  
Had 30 or more first downs ..... 30 vs. Bethune-Cookman [9/12/2015]

Allowed 15 or fewer first downs ..... 13 vs. Arkansas-Pine Bluff [10/19/2024]  
Allowed 10 or fewer first downs ..... 10 vs. Alcorn State [10/29/2022]

### Rushing Defense

Allowed 100 or fewer rushing yards ..... 80 at Bethune-Cookman [11/2/2024]  
Allowed 75 or fewer rushing yards ..... 31 vs. Alabama A&M [10/2/2021]

Did not allow a rushing touchdown ..... vs. Alabama State [11/4/2023]  
Did not allow a rushing touchdown in consec. games ..... vs. Alcorn State and vs. Arkansas-Pine Bluff [2022]  
Allowed 3 or more rushing touchdowns ..... 3 vs. Prairie View A&M [9/28/2024]  
Allowed 4 or more rushing touchdowns ..... 4 at Jackson State [9/3/2022]  
Allowed 5 or more rushing touchdowns ..... 5 at Alabama A&M [10/14/2023]

### Passing Defense

Allowed 200 or fewer passing yards ..... 177 vs. Texas Southern [10/26/2024]  
Allowed 150 or fewer passing yards ..... 143 vs. Arkansas-Pine Bluff [11/10/2023]  
Allowed 100 or fewer passing yards ..... 94 vs. Alabama State [11/4/2023]

Did not allow a passing touchdown ..... vs. Alabama State [11/9/2024]

Allowed 3 or more passing touchdowns ..... 3 vs. Louisiana [8/31/2024]  
Allowed 4 or more passing touchdowns ..... 4 vs. Alabama A&M [10/2/2021]  
Allowed 5 or more passing touchdowns ..... 5 at LSU [9/9/2023]



GAME ONE

GRAMBLING STATE	0	0	7	3	-	10
LOUISIANA	7	23	7	3	-	40

Aug. 31 | Cajun Field | Lafayette, La. | 6 p.m. | Att. 23,107



TEAM STATISTICS

	GSU	UL
<b>FIRST DOWNS</b>	<b>12</b>	<b>24</b>
Rushing	4	7
Passing	8	16
Penalty	0	1
<b>RUSHING (Net)</b>	<b>75</b>	<b>118</b>
Attempts	20	28
Avg. Per Rush	3.8	4.2
Rushing TDs	1	1
Yds. Gained	91	129
Yds. Lost	16	11
<b>PASSING</b>	<b>166</b>	<b>363</b>
Comp.-Att.-Int.	19-28-1	29-38-1
Avg. / Att.	5.9	9.6
Avg. / Comp.	8.7	12.5
TDs	0	3
<b>TOTAL OFFENSE</b>	<b>241</b>	<b>481</b>
Plays	48	66
Avg. / Play	5	7.3
Fumbles - Lost	0-0	1-0
Penalties - Yds.	6-25	1-5
<b>PUNTING</b>		
Punts - Yds.	5-213	0-0
Avg. / Punt	42.6	0
Inside 20	3	0
50+ Yds.	1	0
Touchbacks	0	0
Fair Catch	2	0
<b>KICKOFFS</b>		
Total - Yds.	3-195	8-474
Avg. Yds. / Kickoff	65.0	59.3
Touchbacks	1	0
<b>RETURNS</b>		
Punt: Total - Yds. - TDs	0-0-0	2--4-0
Punt: Avg. / Return	0	-2.0
Kickoff: Total - Yds. - TDs	5-77-0	2-53-0
Kickoff: Avg. / Return	15.4	26.5
INT: Total - Yds. - TDs	1-0-0	1-50-1
Fumble: Total - Yds. - TDs	0-0-0	0-0-0
<b>MISCELLANEOUS</b>		
Misc. Yards	0	0
Poss. Time	25:42	34:18
3rd. Down Conv.	4 of 11	7 of 11
4th. Down Conversions	0 of 0	0 of 1
Red-Zone: Scores - Chances	1-1	4-5
Sacks: Total - Yds.	1-5	0-0
PAT: Total - Made	1-1	4-4
2PT Conversion: Total - Made	0-0	0-1
Field Goals: Total - Made	1-2	2-2

GRAMBLING STATE FOOTBALL GAME NOTES

Grambling State Drops Season Opener at Louisiana

The Grambling State University football team put forth a valiant effort but couldn't upset FBS opponent Louisiana in head coach Mickey Joseph's debut, falling 40-10 on Saturday night at Cajun Field.

GSU (0-1) showed flashes of what could be, making big plays in spurts and coming up with defensive stops in the second half. The Tigers surrendered 30 points in the first half but played the Ragin' Cajuns tough in the season limited the UL to 10 points over the final two periods.

Starting quarterback Myles Crawley had an efficient night, going 19-for-28 for 166 yards and one interception. His top target was Nick Howard who snagged five passes for 68 yards.

Ke'Travion Hargrove led the GSU rushing attack with 61 yards on 12 carries.

Defensively, GSU newcomer Blake Davis had a solid night racking up a game-high eight total tackles with seven solo stops. He also had an interception and a sack.

Another positive note for the Tigers came in the penalty department. A year ago, GSU was the penalized team in the country, averaging 81.4 yards in penalties per game. On Saturday night, Grambling State committed just six penalties for just 25 yards.

"I was happy because they didn't quit and they fought to the end," said Joseph "I've got to do a better job of getting ourselves ready to play in games like this where you are playing up. Louisiana is a well-coached football team and they're postseason football team, but we still know we're a good football team."

Louisiana got things going early, moving into GSU territory on its first play from scrimmage, courtesy of a 50-yard completion by Harvey Broussard. A few plays later, the Ragin' Cajuns got on the board on a 6-yard run by Dre'lyn Wahsington to go up 7-0 with 9:04 to go in the first quarter.

The Ragin Cajuns made 14-0 after Ben Wooldridge found Broussard for 13-yard TD pass with 13:30 remaining in the half. UL pushed its lead to 30-0 heading into the half.

On Louisiana's first drive of the second half, Davis nabbed his first interception of the year, giving the Tigers the ball at their own 44-yard line. Grambling State couldn't convert the takeaway into points, however.

Following another UL touchdown, Grambling State puts its best drive of the game together going 75 yards in nine plays, culminated in a 1-yard touchdown gallop by Hargrove. That score made it a 37-7 game with 4:35 to go in the third quarter.

Trailing 40-7 with 1:55 remaining in the contest, Reed Harradine capped the scoring with a 50-yard field goal. It was the first time a Grambling State kicker made a field goal greater than 50 yards since Marc Orozco nailed 52-yard field goal against Alcorn State on Oct. 20, 2018.

Wooldridge paced Louisiana's passing game, throwing for 308 yards, three touchdowns and an interception on 25-of-33 passing.

SCORING SUMMARY

		GSU	UL
1st	09:04	UL - Washington 6 yd run (Almendares,Kenneth kick), 8 plays, 82 yards,	0 7
2nd	13:30	UL - Broussard 13 yd pass from Wooldridge,Ben (Almendares,Kenneth kick)	0 14
2nd	10:07	UL - Kibodi,Caleb 50 yd interception (Almendares,Kenneth kick)	0 21
2nd	04:06	UL - Smith,Tavion 56 yd pass from Wooldridge,Ben ( ) 6 plays, 89 yards, TOP 02:59	0 27
2nd	00:39	UL - Almendares,Kenneth 41 yd field goal 6 plays, 24 yards, TOP 01:09	0 30
3rd	08:46	UL - Carter,Terrance 10 yd pass from Wooldridge,Ben (Almendares,Kenneth kick)	0 37
3rd	04:35	GSU - Hargrove,Ke'Travion 1 yd run (Harradine,Reed kick),	7 37
4th	03:33	UL - Sterner,Tony 27 yd field goal	7 40
4th	01:55	GSU - Harradine,Reed 50 yd field goal	10 40



GAME TWO

GRAMBLING STATE	13	24	0	0	-	37
TUSKEGEE	0	3	7	10	-	20

Sept. 7 | Eddie G. Robinson Memorial Stadium | Grambling, La. | 6 p.m. | Att. 9,247



TEAM STATISTICS

	TU	GSU
FIRST DOWNS	23	14
Rushing	7	6
Passing	12	8
Penalty	4	0
RUSHING (Net)	105	62
Attempts	30	26
Avg. Per Rush	3.5	2.4
Rushing TDs	1	0
Yds. Gained	144	119
Yds. Lost	39	57
PASSING	275	322
Comp.-Att.-Int.	21-39-2	18-30-0
Avg. / Att.	7.1	10.7
Avg. / Comp.	13.1	17.9
TDs	1	4
TOTAL OFFENSE	380	384
Plays	69	56
Avg. / Play	5.5	6.9
Fumbles - Lost	1-1	3-0
Penalties - Yds.	5-45	16-166
PUNTING		
Punts - Yds.	6-216	6-249
Avg. / Punt	36	41.5
Inside 20	2	1
50+ Yds.	0	0
Touchbacks	1	0
Fair Catch	2	6
KICKOFFS		
Total - Yds.	4-222	7-446
Avg. Yds. / Kickoff	55.5	63.7
Touchbacks	0	4
RETURNS		
Punt: Total - Yds. - TDs	0-0-0	2-14-0
Punt: Avg. / Return	0	7.0
Kickoff: Total - Yds. - TDs	3-53-0	4-70-0
Kickoff: Avg. / Return	17.7	17.5
INT: Total - Yds. - TDs	0-0-0	2-15-0
Fumble: Total - Yds. - TDs	0-0-0	1-45-1
MISCELLANEOUS		
Misc. Yards	0	0
Poss. Time	30:25	29:35
3rd. Down Conv.	5 of 17	4 of 12
4th. Down Conversions	0 of 0	0 of 0
Red-Zone: Scores - Chances	3-4	4-4
Sacks: Total - Yds.	2-29	2-22
PAT: Total - Made	2-2	4-5
2PT Conversion: Total - Made	0-0	0-0
Field Goals: Total - Made	2-3	1-2

Crawley Throws for 304 yards in GSU’s Home Opening Win over Tuskegee

Grambling State University starting quarterback Myles Crawley had a career day on Saturday afternoon at Eddie G. Robinson memorial Stadium, throwing for a career-high 304 yards with four touchdowns in GSU’s 37-20 win over Tuskegee.

GSU improved to 1-1 on the year while TU fell to 0-2.

The redshirt-senior from Lithonia, Ga. lit the Golden Tigers defense up, going 16-of-26 in two and a half quarter of work.

Grambling State’s Brenden Barley picked off Tuskegee’s Christopher Roberson on the Golden Tigers’ first drive of the game, setting GSU up at the TU 24-yard line. Three plays later, Crawley connected with tight end CJ Knighten for a 2-yard TD pass. It was Knighten’s first collegiate TD ctahc.

The extra point was missed wide left, giving Grambling State a 6-0 lead with 11:44 on the clock.

GSU pushed its lead to 13-0 when Crawley connected with Nick Howard for a 9-yard score with 8:38 remaining in the first quarter.

Marcellus Johnson came up with GSU’s second INT of the day near the end of the first quarter, giving the Tigers great field position at the TU 35-yard line. After a 27-yard reception by Javon Robinson gave GSU a first and goal at the 4-yard line. Freshman running back Tony Phillips scored his first career touchdown with a 4-yard TD reception, extending Grambling’s advantage to 20-0 with 13:27 left in the half.

On Tuskegee’s ensuing drive, the Golden Tigers drove to the GSU 5-yard line. The Grambling State defense stood tall, forcing a field goal attempt that TU’s Lorcan Ryans would miss wide left.

Reed Harradine made it a 23-0 game with a 36-yard field goal with 2:38 to go until the break. Grambling State quickly made it 30-0 when Crawley connected with Javon Robinson for a 53-yard TD pass at the 1:32 mark.

GSU stretched the lead to 37-0 when Bryce Cage forced a fumble on a sack with Josh Darling scooping it up and returning it 45 yards for another GSU TD. Grambling carried a 37-3 lead heading into the half as TU tacked on a field goal as time expired.

Crawley finished the first half going 14-of-22 for 297 yards and four touchdowns. Robinson was equally as spectacular catching four passes for 151 yards before halftime. His 151-yard performance was also a career-best.

The second half was quieter for GSU. Tuskegee outscored Grambling State 17-0 in over the final two quarters of play. The Golden Tigers scored its final touchdown of the game when Raequan Beal found Rodricus Magee for a 15-yard touchdown with 35 seconds to play. Grambling State gained 384 yards of total offense with 322 coming through the air.

Defensively, Andrew Jones led the charge with 11 total tackles, six solo stops, two tackles for loss and 0.5 sacks.

SCORING SUMMARY			TU	GSU
1st	11:44	GSU - Knighten,Covadis 2 yd pass from Crawley,Myles	0	6
1st	08:38	GSU - Howard,Nick 9 yd pass from Crawley,Myles (Harradine,Reed kick)	0	13
2nd	13:27	GSU - Phillips,Tony 4 yd pass from Crawley,Myles (Harradine,Reed kick)	0	20
2nd	02:38	GSU - Harradine,Reed 36 yd field goal	0	23
2nd	01:32	GSU - Robinson,Javon 53 yd pass from Crawley,Myles (Harradine,Reed kick)	0	30
2nd	00:28	GSU - Darling,Josh 45 yd fumble recovery (Harradine,Reed kick)	0	37
2nd	00:00	TUS - Ryans,Lorcan 36 yd field goal	3	37
3rd	12:25	TUS - Morris,Johnny 13 yd run (Ryans,Lorcan kick)	10	37
4th	04:48	TUS - Ryans,Lorcan 47 yd field goal	13	37
4th	00:35	TUS - Magee,Rodricus 15 yd pass from Beal,Raequan (Ryans,Lorcan kick)	20	37





## GAME THREE

GRAMBLING STATE	6	15	0	7	7	-	35
TEXAS A&M-COMM.	7	14	7	0	0	-	28

Sept. 14 | Memorial Stadium | Commerce, Texas | 6 p.m. | Att. 9,247



### TEAM STATISTICS

	GSU	TAMUC
<b>FIRST DOWNS</b>	<b>13</b>	<b>19</b>
Rushing	6	11
Passing	6	7
Penalty	1	1
<b>RUSHING (Net)</b>	<b>117</b>	<b>267</b>
Attempts	34	54
Avg. Per Rush	3.4	4.9
Rushing TDs	2	4
Yds. Gained	139	289
Yds. Lost	22	22
<b>PASSING</b>	<b>130</b>	<b>152</b>
Comp.-Att.-Int.	15-32-2	14-28-4
Avg. / Att.	4.1	5.4
Avg. / Comp.	8.7	10.9
TDs	2	0
<b>TOTAL OFFENSE</b>	<b>247</b>	<b>419</b>
Plays	66	82
Avg. / Play	3.7	5.1
Fumbles - Lost	2-1	2-2
Penalties - Yds.	10-66	6-51
<b>PUNTING</b>		
Punts - Yds.	9-355	5-180
Avg. / Punt	39.4	36
Inside 20	2	3
50+ Yds.	0	0
Touchbacks	0	0
Fair Catch	5	2
<b>KICKOFFS</b>		
Total - Yds.	5-312	5-318
Avg. Yds. / Kickoff	62.4	63.6
Touchbacks	3	1
<b>RETURNS</b>		
Punt: Total - Yds. - TDs	0-0-0	2-11-0
Punt: Avg. / Return	0	5.5
Kickoff: Total - Yds. - TDs	4-125-0	0-0-0
Kickoff: Avg. / Return	31.3	0
INT: Total - Yds. - TDs	4-25-0	2-9-0
Fumble: Total - Yds. - TDs	1-35-1	0-0-0
<b>MISCELLANEOUS</b>		
Misc. Yards	0	0
Poss. Time	25:45	34:15
3rd. Down Conv.	4 of 15	5 of 17
4th. Down Conversions	0 of 0	2 of 5
Red-Zone: Scores - Chances	2-3	3-3
Sacks: Total - Yds.	2-11	2-12
PAT: Total - Made	3-4	4-4
2PT Conversion: Total - Made	1-1	0-0
Field Goals: Total - Made	0-1	0-0

## GRAMBLING STATE FOOTBALL GAME NOTES

### Grambling State's Defense Forces Six Turnovers, Tigers Outlast Texas A&M-Commerce in OT

The Grambling State University football team used several key defensive stops and a late touchdown to force overtime and defeat Texas A&M-Commerce 35-28 on Saturday night at Memorial Stadium.

Grambling State improved to 2-1 — the first time GSU has started a season with a 2-1 record since 2017. Texas A&M-Commerce dropped to 0-3.

The GSU defense came up big, forcing six turnovers on the day. Patrick Marshall came up with biggest takeaway of the day, picking off a pass on TAMUC's first possession of the extra period.

Grambling State's offense struggled with inconsistency but made crucial plays when the Tigers needed it. Starting quarterback Myles Crawley was 14-of-30 for 125 yards, two touchdowns and two interceptions.

Tre Bradford led the Tigers' running game with 73 yards and two scores on 15 carries.

The Grambling State defense forced three turnovers within the Lions' first four possessions. Brenden Barley picked off Lions' QB Ron Peace, setting the G-Men up with a first and 10 at the TAMUC 23-yard line with 12:16 on the clock. A missed 40-yard field goal attempt kept the score tied 0-0.

Another interception by Markel Linzer set the Tigers up their own 45-yard line. Grambling State's offense once again couldn't convert that takeaway into points.

GSU's defense took matters into hands on the next Texas A&M-Commerce drive when Marshall forced a fumble and Blake Davis scooped it up and returned it for a 35-yard touchdown. GSU nabbed a 6-0 lead after the PAT was missed wide right with 6:43 to go in the opening quarter.

TAMUC responded with a 69-yard touchdown by B.K. Jackson, giving the Lions a 7-6 lead at the 6:02 mark.

GSU's Caleb-Lee Collins picked another TAMUC pass at the Lions 25 yard-line with 14:19 to go until halftime. A few plays later, GSU's offense converted the turnover into a TD when Crawley found Jacoby Bellazar for a 10-yard TD. Grambling converted a two-point conversion to take a 14-7 lead.

After back-to-back TD drives for the Lions, Bellazar set GSU up in prime territory with a kickoff return to the TAMUC 41-yard line. On first down, Tre Bradford kicked into high gear, sprinting 41 yards for another Tiger TD, tying the game 21-21 4:17 on the clock.

Both teams went into the half tied at 21.

GSU's defense nabbed its fifth takeaway when David Jones forced another TAMUC fumble at the 50 yard line on the Lions opening possession of the second half. However, GSU gave the ball right back when the Lions' Jaden Rios picked off Crawley at the GSU 44-yard line.

After driving inside the Tigers' 5-yard line, TAMUC took a 28-21 lead Braxton Garmon carried the ball into the end zone for a 3-yard score with 8:56 to go in the third quarter.

Grambling State had an opportunity to tie the game at the beginning of the fourth quarter, but a fumble at the 1-yard line by Hargrove gave the Lions a first down at their own 20-yard line with 14:01 to play.

Texas A&M tried to put the game away but going for a fourth down conversion with 3:41 to play and the ball resting at the GSU 26 yard, but linebacker Andrew Jones came up with a clutch tackle to give the Tigers the ball back.

A 27-yard touchdown catch by Nicholas Howard capped off a 6-play, 75-yard drive to tie the game 28-28 with 1:18 left in regulation.

In overtime, with Grambling State need seven yards on third down, Ke'Travion Hargrove made a 17-yard reception inside the 5-yard line to set up first and goal. Bradford finished the drive with a 3-yard TD run giving the Tigers a 35-28 advantage.

On the Lions first play of overtime, Marshall made an interception at the 15-yard line to preserve the win.

### SCORING SUMMARY

			GSU	TAMUC
1st	06:43	GSU - Davis,Blake 35 yd fumble recovery ( )	6	0
1st	06:02	AMC - Jackson,BK 69 yd run (Jackson,Luke kick)	6	7
2nd	12:56	GSU - Bellazar,Jacoby 10 yd pass from Crawley,Myles (Bellazar,Jacoby pass)	14	7
2nd	07:27	AMC - Jackson,BK 9 yd run (Jackson,Luke kick)	14	14
2nd	04:41	AMC - McMillian,JaiSean 5 yd run (Jackson,Luke kick)	14	21
2nd	04:17	GSU - Bradford,Tre 41 yd run (Harradine,Reed kick)	21	21
3rd	08:56	AMC - Garmon,Braxton 3 yd run (Jackson,Luke kick)	21	28
4th	01:18	GSU - Howard,Nicholas 27 yd pass from Crawley,Myles (Harradine,Reed kick)	28	28
OT	00:00	GSU - Bradford,Tre 3 yd run (Harradine,Reed kick)	35	28



GRAMBLING STATE FOOTBALL GAME NOTES

GAME FOUR

GRAMBLING STATE	14	7	7	13	-	41
JACKSON STATE	0	13	7	3	-	20

Sept. 21 | Eddie G. Robinson Memorial Stadium | Grambling, Louisiana | 6 p.m. | Att. 19,085



TEAM STATISTICS

	JSU	GSU
FIRST DOWNS	16	17
Rushing	8	6
Passing	8	8
Penalty	0	3
RUSHING (Net)	159	104
Attempts	31	39
Avg. Per Rush	5.1	2.7
Rushing TDs	1	2
Yds. Gained	190	138
Yds. Lost	31	34
PASSING	279	167
Comp.-Att.-Int.	13-29-2	16-28-0
Avg. / Att.	9.6	6.0
Avg. / Comp.	21.5	10.4
TDs	2	1
TOTAL OFFENSE	438	271
Plays	60	67
Avg. / Play	7.3	4
Fumbles - Lost	4-3	0-0
Penalties - Yds.	11-111	4-25
PUNTING		
Punts - Yds.	4-102	6-245
Avg. / Punt	25.5	40.8
Inside 20	1	4
50+ Yds.	0	0
Touchbacks	0	0
Fair Catch	1	2
KICKOFFS		
Total - Yds.	4-248	8-496
Avg. Yds. / Kickoff	62.0	62.0
Touchbacks	0	2
RETURNS		
Punt: Total - Yds. - TDs	2-3-0	0-0-0
Punt: Avg. / Return	1.5	0
Kickoff: Total - Yds. - TDs	5-91-0	4-89-0
Kickoff: Avg. / Return	18.2	22.3
INT: Total - Yds. - TDs	0-0-0	2-47-1
Fumble: Total - Yds. - TDs	0-0-0	1-4-1
MISCELLANEOUS		
Misc. Yards	0	0
Poss. Time	25:12	34:48
3rd. Down Conv.	3 of 12	4 of 14
4th. Down Conversions	1 of 3	0 of 0
Red-Zone: Scores - Chances	0-0	5-7
Sacks: Total - Yds.	2-15	2-16
PAT: Total - Made	2-2	5-5
2PT Conversion: Total - Made	0-1	0-0
Field Goals: Total - Made	0-0	2-3

Grambling Defense Comes Up with 5 Turnovers, Tigers Cruise Past JSU 41-20

In front of a crowd of 19,085, the Grambling State University football team sailed past Jackson State for a 41-20 victory at Eddie G. Robinson Memorial Stadium on Saturday night.

The story of the night was the opportunistic defense for GSU (3-1). Grambling State's defensive unit forced five turnovers and scored two touchdowns in the win. It was the fourth consecutive game that GSU registered a takeaway and the third game in a row that the defense scored a touchdown.

GSU's defense which leads the nation in interceptions, takeaways, and defensive touchdowns, surrendered 438 yards of total offense. JSU (2-2) put up 279 passing yards, with touchdown passes of 70 and 66 yards.

Andrew Jones, who was named the SWAC Defensive Player of the Week earlier in the week, had another big game making a team-high 11 total tackles with six solo stops. He also registered a sack and with 2.5 TFLs.

Offensively, Grambling put up 271 yards of offense. Myles Crawley completed 16-of-28 passes for 167 yards and a touchdown. His top target was Javon Robinson who made five receptions for 44 yards.

Ke'Travion "Bull" Hargrove led the GSU ground attack, rushing for 81 yards and two TDs on 12 carries. As a team, Grambling ran for 104 yards.

Grambling State got things started quickly driving 77 yards in eight plays on its first drive to take a 7-0 lead with 12:01 on the clock. The score was set up by a pair of big gains by Hargrove. On first and 10 from its own 34-yard line, a 36-yard run put Hargrove moved the into JSU territory and the 30-yard line. Hargrove caught a short pass that he turned into a 20-yard gain, giving GSU 1st and goal at the 10-yard line. On 3rd and goal, Hargrove carried the ball into the end zone for a 7-yard score.

After forcing a Jackson State punt, Grambling's JR Waters caught a 22-yard TD pass from Crawley, giving GSU a 14-0 cushion heading into the second quarter.

Leading 14-13 with 57 seconds remaining in the first half, GSU's Caleb Lee-Collins stepped in front of Cam'Ron McCoy's pass and turned it into a 22-yard pick six, giving GSU a 21-13 lead a halftime.

JSU cut the lead down to 21-20 on a 66-yard touchdown throw from Jacobian Morgan to Ja'Naylon Dupree with 3:23 left in the third quarter. On Jackson State's next drive, Morgan fumbled on JSU's 4-yard line and Patrick Marshall fell on top of it in the end zone for another GSU touchdown, making it 28-20 with 42 seconds left in the third.

Grambling State forced another turnover on Jackson State's ensuing possession when Brenden Barley picked off Morgan at the JSU 38-yard line. It was Barley's nation-leading third interception of the season.

GSU converted that turnover into points when Hargrove scored a 1-yard TD to put GSU ahead 35-20 with 13:19 remaining in the game.

Kicker Reed Harradine wrapped up the scoring by drilling field goals of 29 and 32 yards.

SCORING SUMMARY

			JSU	GSU
1st	12:01	GSU - Hargrove,Ke'Travion 7 yd run (Harradine,Reed kick)	0	7
1st	05:36	GSU - Waters,JR 22 yd pass from Crawley,Myles (Harradine,Reed kick)	0	14
2nd	12:32	JSU - Fortilien Joanes 70 yd pass from McCoy,Cam'Ron (Baeza,Gerardo kick)	7	14
2nd	02:20	JSU - Terrell Jr.,Travis 33 yd run ( )	13	14
2nd	00:47	GSU - Lee-Collins,Caleb 22 yd interception (Harradine,Reed kick)	13	21
3rd	03:23	JSU - Dupree,Ja'Naylon 66 yd pass from Morgan,Jacobian (Baeza,Gerardo kick)	20	21
3rd	00:42	GSU - Marshall,Patrick 4 yd fumble recovery (Harradine,Reed kick)	20	28
4th	13:19	GSU - Hargrove,Ke'Travion 1 yd run (Harradine,Reed kick)	20	35
4th	04:30	GSU - Harradine,Reed 29 yd field goal	20	38
4th	01:08	GSU - Harradine,Reed 32 yd field goal	20	41





GAME FIVE

GRAMBLING STATE	0	17	0	7	10	-	34
PRAIRIE VIEW A&M	0	7	3	14	12	-	36

Sept. 28 | Cotton Bowl Stadium | Dallas, Texas | 6 p.m. | Att. 52,385



TEAM STATISTICS

	PVAMU	GSU
<b>FIRST DOWNS</b>	<b>18</b>	<b>22</b>
Rushing	6	6
Passing	9	12
Penalty	3	4
<b>RUSHING (Net)</b>	<b>118</b>	<b>100</b>
Attempts	39	34
Avg. Per Rush	3.0	2.9
Rushing TDs	3	2
Yds. Gained	171	131
Yds. Lost	53	31
<b>PASSING</b>	<b>185</b>	<b>286</b>
Comp.-Att.-Int.	19-29-1	29-48-2
Avg. / Att.	6.4	6.0
Avg. / Comp.	9.7	9.9
TDs	1	2
<b>TOTAL OFFENSE</b>	<b>303</b>	<b>386</b>
Plays	68	82
Avg. / Play	4.5	4.7
Fumbles - Lost	2-0	2-0
Penalties - Yds.	11-95	7-75
<b>PUNTING</b>		
Punts - Yds.	6-229	5-202
Avg. / Punt	38.2	40.4
Inside 20	1	3
50+ Yds.	0	1
Touchbacks	1	0
Fair Catch	2	2
<b>KICKOFFS</b>		
Total - Yds.	5-310	5-324
Avg. Yds. / Kickoff	62.0	64.8
Touchbacks	3	4
<b>RETURNS</b>		
Punt: Total - Yds. - TDs	2-12-0	2-25-0
Punt: Avg. / Return	6.0	12.5
Kickoff: Total - Yds. - TDs	1-21-0	2-33-0
Kickoff: Avg. / Return	21.0	16.5
INT: Total - Yds. - TDs	2-44-0	1-0-0
Fumble: Total - Yds. - TDs	0-0-0	0-0-0
<b>MISCELLANEOUS</b>		
Misc. Yards	24	0
Poss. Time	29:00	31:00
3rd. Down Conv.	5 of 14	7 of 19
4th. Down Conversions	0 of 1	1 of 2
Red-Zone: Scores - Chances	5-5	5-5
Sacks: Total - Yds.	3-15	1-5
PAT: Total - Made	4-4	4-4
2PT Conversion: Total - Made	1-3	0-3
Field Goals: Total - Made	2-2	2-3

Tigers Falter in Five-Overtime Loss to Prairie View A&M

The Grambling State University football team dropped its Southwestern Athletic Conference (SWAC) opener to Prairie View A&M, 36-34, in a five-overtime marathon on Saturday evening in the 99th State Fair Classic at the Cotton Bowl Stadium.

GSU (3-2 overall, 0-1 SWAC) led 17-7 at halftime, but couldn't find its rhythm in the second half, allowing PVAMU (2-3, 1-2) to rally back for its first conference win of the year.

Offensively, Grambling State out-gained Prairie View A&M 386 to 303. Starting quarterback Myles Crawley accumulated 286 of those yards through the air. He completed 29-of-48 passes with two touchdowns and two interceptions.

Crawley's top targets were Javan Robinson and Julien Lewis who both caught six passes. Robinson had 48 receiving yards while Lewis had 47.

Ke'Travian "Bull" Hargrove ran for 61 yards on 15 carries. Dedrick Talbert and Tre Bradford accounted for the rushing touchdowns for the Tigers with Talbert running for 36 yards and a score on three touches and Bradford rushing for eight yards and a score.

Andrew Jones once again led the GSU defense in tackles with 11 total stops, three solo tackles and one tackle for loss.

Grambling State got the scoring started in the second quarter when Crawley connected with Khris Simmons for a 23-yard touchdown, giving GSU a 7-0 lead with 14:52 to go in the half. It was Simmons' first TD reception of the season.

Prairie View A&M responded two drives later with a 1-yard run by Lamagea McDowell, tying the game 7-7 with 8:46 remaining in the half.

With 6:26 on the clock, Caleb Lee-Collins picked off PVAMU's Cameron Peters at the GSU 49-yard line. That take-away led to another GSU TD; a 9-yard gallop by Tre Bradford, making it 14-7 Tigers with 4:18 left until halftime.

Reed Harradine's 29-yard field goal with four seconds left in the half gave GSU a 17-7 cushion heading into the break.

The Panthers pulled within a touchdown, 17-10, on their first drive of the second half on a 42-yard field goal by Guillermo at the 9:47 mark.

After PVAMU's Cameron Franklin intercepted Crawley's pass to Jacoby Bellazar at the GSU 37-yard line with 2:07 remaining in the third quarter, the Panthers utilized the short field, eventually scoring on a 9-yard run by quarterback Jaden Johnson and tying the game 17-17 with 13:50 remaining regulation.

Prairie View A&M picked off another pass when JR Coleman snagged an errant throw and set the Panthers up at the GSU 39 yard-line with 9:52 left. PVAMU immediately made GSU pay on a 39-yard TD run by Connor Wisham, giving the Panthers their first lead of the day, 24-17.

Grambling State tied the game on its final drive of regulation, moving the ball to the Panther's 47-yard line. No play, however, was bigger than Marquise Harris helping GSU convert a 4th and 18 but making a 38-yard reception near the Tigers' sideline to keep game alive and giving GSU 1st and goal at the 9-yard line.

Two plays later, Crawley tossed the game-tying touchdown, a 12-yard strike, to a wide-open Jalen Johnson with 38 seconds to go.

In the first overtime, Grambling State started on offense. On third down from the PVAMU 16 yard, Talbert scampered into the end zone to GSU a 31-24 lead.

PVAMU responded with a 4-yard TD pass to Jaden Jonson to send the game to a second overtime period.

After trading field goals in the second OT, both defenses would make big stops to keep the game alive.

In the fifth OT, after GSU's offense was stopped, Grambling State's defense seemingly made another stop, but pass interference set the Panthers up just outside the 1-yard line. McDowell burst into the end zone for the game winner.

SCORING SUMMARY				PVAMU	GSU
2nd	14:52	GSU - Simmons,Khrisopher 23 yd pass from Crawley,Myles (Harradine,Reed kick)	0	7	
2nd	08:46	PVU - McDowell,Lamagea 1 yd run (Garcia Rodriguez,Guillermo kick),	7	7	
2nd	04:18	GSU - Bradford,Tre 9 yd run (Harradine,Reed kick),	7	14	
2nd	00:04	GSU - Harradine,Reed 29 yd field goal	7	17	
3rd	09:47	PVU - Garcia Rodriguez,Guillermo 42 yd field goal	10	17	
4th	13:50	PVU - Johnson,Jaden 9 yd run (Garcia Rodriguez,Guillermo kick),	17	17	
4th	09:43	PVU - Wisham,Connor 39 yd run (Garcia Rodriguez,Guillermo kick),	24	17	
4th	00:38	GSU - Johnson,Jalen 12 yd pass from Crawley,Myles (Harradine,Reed kick)	24	24	
OT	00:00	GSU - Talbert,Dedrick 16 yd run (Harradine,Reed kick),	24	31	
OT	00:00	PVU - Savage,Shemar 4 yd pass from Johnson,Jaden (Garcia Rodriguez,Guillermo kick)	31	31	
OT	00:00	PVU - Garcia Rodriguez,Guillermo 35 yd field goal	34	31	
OT	00:00	GSU - Harradine,Reed 36 yd field goal 4 plays, 6 yards, TOP 00:00	34	34	
OT	00:00	McDowell,Lamagea rush attempt Successful	36	34	



GAME SIX

GRAMBLING STATE	3	3	6	3	-	15
ALCORN STATE	7	7	0	3	-	17

Oct. 12 | Eddie G. Robinson Memorial Stadium | Grambling, La. | 2 p.m. | Att. 7,580



TEAM STATISTICS

	ASU	GSU
FIRST DOWNS	17	16
Rushing	7	8
Passing	9	7
Penalty	1	1
RUSHING (Net)	156	157
Attempts	34	43
Avg. Per Rush	4.6	3.7
Rushing TDs	1	1
Yds. Gained	189	209
Yds. Lost	33	52
PASSING	179	149
Comp.-Att.-Int.	14-24-1	16-28-1
Avg. / Att.	7.5	5.3
Avg. / Comp.	12.8	9.3
TDs	1	0
TOTAL OFFENSE	335	306
Plays	58	71
Avg. / Play	5.8	4.3
Fumbles - Lost	4-1	2-1
Penalties - Yds.	8-75	7-80
PUNTING		
Punts - Yds.	6-243	5-189
Avg. / Punt	40.5	37.8
Inside 20	2	0
50+ Yds.	1	0
Touchbacks	1	0
Fair Catch	2	1
KICKOFFS		
Total - Yds.	4-221	5-324
Avg. Yds. / Kickoff	55.3	64.8
Touchbacks	0	4
RETURNS		
Punt: Total - Yds. - TDs	1-31-0	2-47-0
Punt: Avg. / Return	31.0	23.5
Kickoff: Total - Yds. - TDs	1-5-0	3-68-0
Kickoff: Avg. / Return	5.0	22.7
INT: Total - Yds. - TDs	1-21-0	1-0-0
Fumble: Total - Yds. - TDs	0-0-0	0-0-0
MISCELLANEOUS		
Misc. Yards	-7	0
Poss. Time	27:01	32:59
3rd. Down Conv.	6 of 14	7 of 18
4th. Down Conversions	0 of 0	1 of 2
Red-Zone: Scores - Chances	1-2	3-4
Sacks: Total - Yds.	4-32	2-15
PAT: Total - Made	2-2	0-0
2PT Conversion: Total - Made	0-0	0-1
Field Goals: Total - Made	1-2	3-3

Grambling State Can’t Fend Off Alcorn State, Falls 17-15

**GRAMBLING, La.** | Alcorn State’s Noah Kiani’s game-winning 27-yard field goal late in the fourth quarter was enough to hand Grambling State a 17-15 loss at Eddie G. Robinson Memorial Stadium on Saturday afternoon.

GSU (3-3 overall, 0-2 SWAC) was plagued by missed opportunities on offense. The Tigers struggled to convert trips to the red zone into touchdowns, scoring two field goals and one touchdown on four possessions inside the redzone.

Grambling State quarterback Myles Crawley was 16-for-28 for 149 yards and one interception. Saturday snapped Crawley’s four-game streak of throwing at least one touchdown. Crawley was also sacked four times.

GSU found some success on the ground, rushing for 157 yards. The Tigers had three running backs run for over 50 yards. Tre Bradford led the way with 58 yards on 11 carries. Dedrick Talbert added 52 yards a touchdown on 11 attempts and Bull Hargrove toted the ball for 50 yards on nine touches.

Defensively, Grambling State gave up 335 yards of total offense. Linebacker Andrew Jones led the Tigers with 11 total tackles with five solo stops. Blake Davis nabbed an interception in the second quarter. He finished with eight total tackles.

Alcorn State got on the scoreboard first with Jacorian Sewell broke loose for a 65-yard touchdown run, giving the Braves a 7-0 lead with 6:21 left in the first quarter.

Reed Harradine gave GSU its first points of the day when connected on a 30-yard field goal on the Tigers’ ensuing drive. Harradine made it a 7-6 game when he knocked 22-yard field goal with 10:53 remaining in the second quarter.

ASU stretched its advantage to 14-6 when quarterback Xzavier Vaughn found Stemarion Edwards for a 75-yard score with 9:32 remaining until halftime.

Grambling State pulled within two points of Alcorn State 38 seconds left in the third quarter when Talbert capped a 12-play, 63-yard drive with a 3-yard run. The two-point conversion attempt failed, making it a 14-12 game.

Harradine gave GSU its only lead of the game when he drilled a 44-yard field goal with 10:53 to go in the contest.

Alcorn State starting quarterback Xzavier Vaughn 10-for-18 for 149 yards with one touchdown and one interception. Jacorian Sewell ran for 102 yards and a touchdown on 13 carries. game winner.

SCORING SUMMARY

			ASU	GSU
1st	06:21	ALC - Sewell,Jacorian 63 yd run (Kiani,Noah kick).	7	0
1st	01:58	GSU - Harradine,Reed 30 yd field goal	7	3
2nd	10:53	GSU - Harradine,Reed 22 yd field goal	7	6
2nd	09:32	ALC - Edwards,Stemarion 73 yd pass from Vaughn,Xzavier (Kiani,Noah kick)	14	6
3rd	00:38	GSU - Talbert,Dedrick 3 yd run (.),	14	12
4th	10:58	GSU - Harradine,Reed 44 yd field goal	14	15
4th	00:07	ALC - Kiani,Noah 27 yd field goal	17	15



GAME SEVEN

GRAMBLING STATE	7	3	14	7	- 31
ARKANSAS-PINE BLUFF	7	0	7	7	- 21

Oct. 19 | Eddie G. Robinson Memorial Stadium | Grambling, La. | 2 p.m. | Att. 14,135



TEAM STATISTICS

	UAPB	GSU
FIRST DOWNS	24	13
Rushing	8	7
Passing	12	6
Penalty	4	0
RUSHING (Net)	102	135
Attempts	35	25
Avg. Per Rush	2.9	5.4
Rushing TDs	1	3
Yds. Gained	147	139
Yds. Lost	45	4
PASSING	230	175
Comp.-Att.-Int.	27-41-1	18-30-0
Avg. / Att.	5.6	5.8
Avg. / Comp.	8.5	9.7
TDs	2	1
TOTAL OFFENSE	332	310
Plays	76	55
Avg. / Play	4.4	5.6
Fumbles - Lost	1-1	1-1
Penalties - Yds.	4-15	9-105
PUNTING		
Punts - Yds.	5-139	6-252
Avg. / Punt	27.8	42
Inside 20	1	5
50+ Yds.	0	1
Touchbacks	0	1
Fair Catch	1	0
KICKOFFS		
Total - Yds.	4-190	6-385
Avg. Yds. / Kickoff	47.5	64.2
Touchbacks	0	4
RETURNS		
Punt: Total - Yds. - TDs	0-0-0	2-20-0
Punt: Avg. / Return	0	10.0
Kickoff: Total - Yds. - TDs	1-23-0	4-82-0
Kickoff: Avg. / Return	23.0	20.5
INT: Total - Yds. - TDs	0-0-0	1-0-0
Fumble: Total - Yds. - TDs	0-0-0	0-0-0
MISCELLANEOUS		
Misc. Yards	0	0
Poss. Time	33:54	22:41
3rd. Down Conv.	6 of 16	5 of 13
4th. Down Conversions	1 of 3	1 of 1
Red-Zone: Scores - Chances	3-3	3-3
Sacks: Total - Yds.	0-0	4-32
PAT: Total - Made	3-3	4-4
2PT Conversion: Total - Made	0-0	0-0
Field Goals: Total - Made	0-0	1-1

GRAMBLING STATE FOOTBALL GAME NOTES

Homecoming Victory: Grambling State Triumphs Over UAPB 31-21

**GRAMBLING, La.** | The Grambling State University football earned a hard-fought 31-21 victory over Arkansas-Pine Bluff, sending the homecoming crowd of 17,135 satisfied on Saturday afternoon at Eddie G. Robinson Memorial Stadium.

The victory gave GSU (4-3 overall, 1-2 SWAC) its first conference win of the season. It was also head coach Mickey Joseph's first SWAC win as a head coach. UAPB fell to 2-5 and 1-2 in the SWAC play.

The Tigers rolled up 310 yards on total offense with 175 coming through the air and 130 coming via the run game.

GSU starting quarterback Myles Crawley was an efficient 15-of-25 for 170 yards and one touchdown. His top receiving target was Javon Robinson who caught four passes for 28 yards, but it was tight end Marquis Harris who led the receiving corps in yards with one catch for 71 yards and a TD.

Backup QB Ashton Frye also saw action, completing 3-of-5 passes for five yards.

Three GSU running backs found the end zone on Saturday, with Ke'Travian Hargrove, Tre Bradford and Dedrick Talbert all finding pay dirt. Hargrove led the Tigers with 75 yards on 10 carries.

Andrew Jones and David Jones led the Grambling State defense. Andrew Jones registered a game-high 12 total tackles with 4.5 tackles for loss and 0.5 sacks. David Jones registered nine total stops, 0.5 TFLs and an interception.

Grambling State's first touchdown of the day was set up by a blocked punt by Marquis Harris, starting the scoring drive at the UAPB 21-yard line. Bradford gave the Tigers a 7-0 lead with 9:00 remaining in the quarter on a 7-yard run.

Arkansas-Pine-Bluff drove 75 yards on 13 plays on the ensuing, tying the game on a 2-yard TD reception by Isaac Jaxon with 4:34 on the clock.

GSU blocked its second punt of the game in the second quarter when Ken Pierre-Charles deflected a ball that rolled out of bounds at the Tigers' 35-yard line. Reed Harradine pushed GSU's lead to 10-7 on a 48-yard field goal with 10:29 to go until halftime. That score would remain going into the break.

Grambling State used a 12-play, 64-yard drive on its opening drive of the third quarter to push its lead to 17-7. Hargrove scored on a 15-yard scamper into the end zone.

After UAPB cut the lead to 17-14 with 3:39 to go in the third, GSU quickly responded when Crawley connected with Harris on a 71-yard touchdown pass, stretching Grambling's lead to 24-14 with 2:01 left in the quarter.

The Golden Lions continued to stick around, however. Arkansas-Pine Bluff made it a 24-21 game with 14:05 remaining in the game on a 12-yard TD pass from Mekhi Hagins to Kristian Gammage.

The Grambling State defense came up with the biggest stop of the game with 1:46 left. With UAPB backed up at their own 9-yard line and facing fourth and 12, David Jones batted a pass away from Golden Lions receiver Aramoni Rhone.

One play later, Dedrick Talbert sprinted into the end zone for a 9-yard score and secure the homecoming victory for the Tigers.

Arkansas-Pine Bluff tallied 332 total yards of offense with 230 of those coming through the air. Hagins led the UAPB air attack completing 27-of-41 passes with two TDs and one interception. He also added a rushing touchdown to his stat line.

The Golden Lions ran for 102 yards with Za'Marion Webber gaining 93 yards on 15 attempts

SCORING SUMMARY

			UAPB	GSU
1st	09:00	GSU - Bradford,Tre 7 yd run (Harradine,Reed kick)	0	7
1st	04:34	UAP - Isaac,Jaxon 2 yd pass from Hagens,Mekhi (Glymph,Trey kick)	7	7
2nd	10:29	GSU - Harradine,Reed 48 yd field goal	7	10
3rd	08:41	GSU - Hargrove,Ke'Travion 15 yd run (Harradine,Reed kick)	7	17
3rd	03:39	UAP - Hagens,Mekhi 1 yd run (Glymph,Trey kick)	14	17
3rd	02:05	GSU - Harris,Marquis 71 yd pass from Crawley,Myles (Harradine,Reed kick)	14	24
4th	14:05	UAP - Gammage,Kristian 12 yd pass from Hagens,Mekhi (Glymph,Trey kick)	21	24
4th	01:41	GSU - Talbert,Dedrick 9 yd run (Harradine,Reed kick)	21	31





GRAMBLING STATE FOOTBALL GAME NOTES

GAME EIGHT

GRAMBLING STATE	0	3	7	7	- 17
ARKANSAS-PINE BLUFF	0	14	3	7	- 24

Oct. 26 | Shell Eney Stadium | Houston, Texas | 6 p.m. | Att. 10,029



TEAM STATISTICS

	GSU	TSU
FIRST DOWNS	17	20
Rushing	9	10
Passing	6	7
Penalty	2	3
RUSHING (Net)	154	189
Attempts	42	38
Avg. Per Rush	3.7	5.0
Rushing TDs	2	2
Yds. Gained	185	202
Yds. Lost	31	13
PASSING	102	177
Comp.-Att.-Int.	10-15-0	12-19-1
Avg. / Att.	6.8	9.3
Avg. / Comp.	10.2	14.8
TDs	0	1
TOTAL OFFENSE	256	366
Plays	57	57
Avg. / Play	4.5	6.4
Fumbles - Lost	2-0	1-0
Penalties - Yds.	7-104	5-41
PUNTING		
Punts - Yds.	6-254	5-173
Avg. / Punt	42.3	34.6
Inside 20	2	3
50+ Yds.	1	0
Touchbacks	0	0
Fair Catch	4	1
KICKOFFS		
Total - Yds.	4-260	5-288
Avg. Yds. / Kickoff	65.0	57.6
Touchbacks	2	0
RETURNS		
Punt: Total - Yds. - TDs	2-2-0	2-41-0
Punt: Avg. / Return	1.0	20.5
Kickoff: Total - Yds. - TDs	5-125-0	2-26-0
Kickoff: Avg. / Return	25.0	13.0
INT: Total - Yds. - TDs	1-0-0	0-0-0
Fumble: Total - Yds. - TDs	0-0-0	0-0-0
MISCELLANEOUS		
Misc. Yards	0	0
Poss. Time	31:52	28:08
3rd. Down Conv.	3 of 11	4 of 10
4th. Down Conversions	0 of 0	0 of 0
Red-Zone: Scores - Chances	1-1	2-3
Sacks: Total - Yds.	1-7	3-18
PAT: Total - Made	2-2	3-3
2PT Conversion: Total - Made	0-0	0-0
Field Goals: Total - Made	1-2	1-1

GSU Comes Up Short at Texas Southern

**HOUSTON, Texas** | The Grambling State University football team suffered a 24-17 loss to Texas Southern on Saturday night at Shell Energy Stadium.

GSU fell to 4-4 overall and 1-3 in Southwestern Athletic Conference (SWAC) play, while TSU improved to 3-4 and 2-2 in the SWAC.

After an early injury to starting quarterback Myles Crawley on GSU's first drive of the game, Grambling State turned to backups Ashton Frye and Deljay Bailey to lead the offense. Bailey went 7-of-12 for 70 yards, adding 35 rushing yards and a touchdown on five carries.

Frye completed his only pass attempt for four yards.

The G-Men relied primarily on its run game to pick up yards, rushing for 154 yards and two scores. Ke'Travion Hargrove led the ground game with 73 yards and a TD on 13 carries.

As a team, Grambling churned out 256 yards of total offense.

Calvin Henderson led the GSU defense with seven total tackles and five solo stops.

After Texas Southern forced a punt from GSU from its own end zone, TSU took a 7-0 lead on a 6-yard run by quarterback Jace Wilson with 14:22 left in the second quarter.

Later in the period, an interception by Joel Williams set GSU up near midfield at their 49-yard line. Reed Harradine got Grambling State on the board with a 38-yard field goal, cutting the deficit to 7-3 with 4:02 left in the half.

TSU stretched its lead to 14-3 before halftime when backup QB Jordan Davis connected with Donald McKinney on a 49-yard TD pass with 11 seconds on the clock.

On Grambling State's first drive of the third quarter, with backup QB Deljay Bailey in the game, the Tigers drove 78 yards on eight plays for their first touchdown of the game. The drive was capped by a 31-yard TD run by Ke'Travion Hargrove to make it a 14-10 game with 10:26 to go in the third quarter.

A 46-yard field goal by Gustavo Romero pushed Texas Southern's advantage to 17-10 with 4:41 to go in the third.

With 9:07 remaining in the fourth quarter, a 6-yard scamper by Bailey toed the game 17-17.

Texas Southern responded on the ensuing drive, taking nearly five minutes off the clock on a 10-yard play, and a 75-yard drive that was punctuated by a 2-yard touchdown run by Quinn Quintell to give TSU a 24-17 lead with 4:24 left.

GSU wasn't able respond on its next drive and Texas Southern escaped with the victory.

TSU gained 366 yards of offense with 189 of those yards coming on the ground.

Wilson was the key to TSU's offense, throwing for 128 yards on 11-of-18 attempts and running for 86 yards and a touchdown on 12 touches. Davis was 1-of-1 for 49 yards and a touchdown.

Javius Williams was Texas Southern's leading tackler with nine total tackles.

SCORING SUMMARY

			GSU	TSU
2nd	14:22	TSU24 - Wilson, Jace 6 yd run (Romero, Gustavo kick)	0	7
2nd	04:02	GSU24 - Reed Harradine 38 yd field goal	3	7
2nd	00:11	TSU24 - McKinney, Donal 49 yd pass from Davis, Jordan (Romero, Gustavo kick)	3	14
3rd	10:26	GSU24 - Ke'Tr Hargrove 31 yd run (Reed Harradine kick)	10	14
3rd	04:41	TSU24 - Romero, Gustavo 46 yd field goal	10	17
4th	09:07	GSU24 - Deljay Bailey 6 yd run (Reed Harradine kick)	17	17
4th	04:24	TSU24 - Quinn, Quintell 2 yd run (Romero, Gustavo kick)	17	24



GAME NINE

GRAMBLING STATE	7	7	7	0	- 21
BETHUNE-COOKMAN	0	7	17	0	- 24

Nov. 2 | Daytona Stadium | Daytona Beach, Fla. | 2 p.m. | Att. 5,103



TEAM STATISTICS

	GSU	BCU
FIRST DOWNS	19	16
Rushing	7	4
Passing	10	8
Penalty	2	4
RUSHING (Net)	122	80
Attempts	37	31
Avg. Per Rush	3.3	2.6
Rushing TDs	2	1
Yds. Gained	159	112
Yds. Lost	37	32
PASSING	206	235
Comp.-Att.-Int.	18-33-2	23-27-1
Avg. / Att.	6.2	8.7
Avg. / Comp.	11.4	10.2
TDs	0	2
TOTAL OFFENSE	328	315
Plays	70	58
Avg. / Play	4.7	5.4
Fumbles - Lost	2-0	0-0
Penalties - Yds.	8-85	6-50
PUNTING		
Punts - Yds.	5-193	5-238
Avg. / Punt	38.6	47.6
Inside 20	1	2
50+ Yds.	0	2
Touchbacks	0	0
Fair Catch	4	2
KICKOFFS		
Total - Yds.	4-234	5-247
Avg. Yds. / Kickoff	58.5	49.4
Touchbacks	2	1
RETURNS		
Punt: Total - Yds. - TDs	3-71-1	0-0-0
Punt: Avg. / Return	23.7	0
Kickoff: Total - Yds. - TDs	4-57-0	2-25-0
Kickoff: Avg. / Return	14.3	12.5
INT: Total - Yds. - TDs	1--1-0	2-23-0
Fumble: Total - Yds. - TDs	0-0-0	0-0-0
MISCELLANEOUS		
Misc. Yards	0	0
Poss. Time	29:21	30:39
3rd. Down Conv.	2 of 12	5 of 13
4th. Down Conversions	0 of 4	0 of 0
Red-Zone: Scores - Chances	1-2	2-2
Sacks: Total - Yds.	3-24	1-14
PAT: Total - Made	3-3	3-3
2PT Conversion: Total - Made	0-0	0-0
Field Goals: Total - Made	0-0	1-2

GRAMBLING STATE FOOTBALL GAME NOTES

Grambling State Squanders Second Half Lead at Bethune-Cookman

DAYTONA BEACH, Fla. | For the fourth time this season, the Grambling State University football team found itself on the wrong side of game that came down to the wire. GSU fell 24-21 to Bethune-Cookman at Daytona Stadium on Saturday.

Grambling State fell to 4-5 overall and 1-4 in the SWAC, while BCU improved to 2-7 overall and 2-3 in conference play.

All four of GSU's SWAC losses have been by seven points or less, wity three of those losses being by three points or less.

GSU starting quarterback Deljay Bailey was 18-of-33 for 206 with two interceptions.

Keilon Elder led GSU's rushing attack, churning out 50 yards and touchdown on eight carries. As a team, the Tigers ran for 122 yards.

Sophomore receiver Javon Robinson had a big day for Grambling State, catching seven passes for 91 yards and returning a punt for a 72-yard touchdown.

Andrew Jones tallied 11.0 total tackles with 2.0 tackles for loss.

On Bethune-Cookman's opening drive of the game, the Grambling State defense showed why it's one of the best in the nation at forcing turnover when Joel Williams picked off BCU's Luke Sprague at the GSU 17-yard line.

On Grambling State's second possession of the day, the Tigers drove 89 yards in eight plays for the first score of the day. Robinson's 39-yard reception to the BCU 25-yard line set GSU up on the edge of the red zone. Two plays later, Keilon Elder scampered 22 yards for a touchdown, giving Grambling a 7-0 lead with 2:27 left in the first quarter.

GSU extended its advantage to 14-0 with five minutes remaining until halftime on a 72-yard yard punt return by Robinson.

Bethune-Cookman made a 14-7 game just before the break when backup QB Cam Ransom found Thomas Nance for a 14-yard touchdown with 51 second on the clock.

Grambling State pushed its lead to 21-7 when Deljay Bailey took a quarterback keeper into the end zone for a 9-yard TD with 12:15 left in the third quarter.

BCU snatched momentum scoring 17 unanswered points in the third quarter. Cade Hetcher nailed a 40-yard field goal to make it 21-10 with 7:05 on the clock. That scored was followed by a 58-yard touchdown reception by Darnell Deas cutting GSU's lead to 21-17. Dennis Palmer added a 42-yard touchdown gallop, giving the Wildcats a 24-21 lead 10 seconds to go in the period.

After forcing a punt with 11:22 to go in the fourth, Grambling State took over at its own 5-yard line. The Tigers inched the ball downfield, using 15 plays to reach the Wildcats' 39-yard line. However, with GSU facing a 4thand 13, BCU's Caleb Blake picked off Bailey to give the Wildcats the ball at their own 32-yard line.

Bethune-Cookman worked the GSU 21-yard line. The Wildcats ended up attempting a 37-yard field goal, but Calvin Henderson blocked it, giving GSU one more opportunity on offense. However, the Tigers threw another interception to hand the Wildcats the win.

BCU's Cam Ransom was nearly perfect on the day, completing 18-of-20 passes for 199 yards and two touchdowns.

Grambling State outgained Bethune-Cookman 328 to 315.

SCORING SUMMARY

		GSU	BCU
1st	02:27	GSU - Elder,Keilon 22 yd run (Harradine,Reed kick)	7 0
2nd	04:31	GSU - Robinson,Javon 72 yd punt return (Harradine,Reed kick)	14 0
2nd	00:51	BCU - Nance,Thomas 14 yd pass from Ransom,Cam (Hechter,Cade kick)	14 7
3rd	12:04	GSU - Bailey,Deljay 9 yd run (Harradine,Reed kick)	21 7
3rd	07:00	BCU - Hechter,Cade 40 yd field goal	21 10
3rd	03:17	BCU - Deas,Darnell 58 yd pass from Ransom,Cam (Hechter,Cade kick)	21 17
3rd	00:00	BCU - Palmer,Dennis 42 yd run (Hechter,Cade kick)	21 24





GAME TEN

GRAMBLING STATE	3	7	0	14	- 24
ALABAMA STATE	3	17	3	0	- 23

Nov. 9 | Eddie G. Robinson Memorial Stadium | Grambling, La. | 2 p.m. | Att. 3,621



TEAM STATISTICS

	ASU	GSU
FIRST DOWNS	17	16
Rushing	5	11
Passing	10	3
Penalty	2	2
RUSHING (Net)	97	171
Attempts	32	49
Avg. Per Rush	3.0	3.5
Rushing TDs	2	3
Yds. Gained	118	224
Yds. Lost	21	53
PASSING	280	76
Comp.-Att.-Int.	16-28-0	6-12-1
Avg. / Att.	10.0	6.3
Avg. / Comp.	17.5	12.7
TDs	0	0
TOTAL OFFENSE	377	247
Plays	60	61
Avg. / Play	6.3	4
Fumbles - Lost	1-1	0-0
Penalties - Yds.	5-45	7-62
PUNTING		
Punts - Yds.	6-221	7-299
Avg. / Punt	36.8	42.7
Inside 20	0	2
50+ Yds.	0	3
Touchbacks	0	1
Fair Catch	1	2
KICKOFFS		
Total - Yds.	5-276	5-311
Avg. Yds. / Kickoff	55.2	62.2
Touchbacks	0	1
RETURNS		
Punt: Total - Yds. - TDs	1-20-0	4-34-0
Punt: Avg. / Return	20.0	8.5
Kickoff: Total - Yds. - TDs	4-83-0	4-55-0
Kickoff: Avg. / Return	20.8	13.8
INT: Total - Yds. - TDs	1-0-0	0-0-0
Fumble: Total - Yds. - TDs	0-0-0	0-0-0
MISCELLANEOUS		
Misc. Yards	0	0
Poss. Time	27:08	32:52
3rd. Down Conv.	5 of 14	4 of 13
4th. Down Conversions	0 of 0	1 of 1
Red-Zone: Scores - Chances	4-5	3-3
Sacks: Total - Yds.	4-48	0-0
PAT: Total - Made	2-2	3-3
2PT Conversion: Total - Made	0-0	0-0
Field Goals: Total - Made	3-4	1-1

Grambling State Rallies Past Alabama State for Senior Day Win

**GRAMBLING, La.** | Grambling State used a 14-point fourth quarter to sprint past Alabama State 24-23 on Saturday afternoon at Eddie G. Robinson Memorial Stadium.

GSU (5-5 overall, 2-4 SWAC) trailed 23-10 heading into the final period but outscored the Hornets 14-0 in the fourth quarter to secure the win. Alabama State had a chance to snatch victory from the jaws of defeat, but kicker Brandon Gilliam missed a 28-yard field goal in the closing moments of regulation.

Grambling State gave ASU (5-4, 4-2) a heavy dose of its run game, racking up a season-high 171 yards with three touchdowns. Senior Keilon Elder stepped up big in his final game at Robinson Stadium, sprinting for 104 yards and a touchdown on 17 carries.

Starting quarterback Deljay Bailey went 6-for-12 for 76 yards with an interception.

Defensively, Andrew Jones led the charge racking up 14 total tackles with seven solo stops and 2.0 tackles for loss. Freshman linebacker Jamal Jordan also came up big, making eight total tackles with one forced fumble and a fumble recovery.

The first points of the afternoon came via the big leg of Reed Harradine. Harradine drilled a 50-yard field, tied for his longest of the season, with 7:56 left in the first quarter to give the Tigers a 3-0 lead.

Alabama State responded with a 45-yard field goal by Gilliam with five seconds left in the opening period.

Grambling State drove 72 yards in 10 plays on the ensuing drive with Elder finishing it off with a 9-yard touch-down run to give the Tigers a 10-3 lead with 11:14 to go until halftime.

The Hornets tied the game once again with a 4-yard QB keeper by Kareem Keye, making it 10-10 with 7:39 until halftime. Grambling State seemingly regained the lead on a kickoff returned for a touchdown by Elder, but a holding call nullified the score.

After forcing GSU to punt, ASU took its first lead of the game, 17-10, with 3:21 remaining in the half on a 1-yard run by Keye. The Hornets added a field goal just before the half to carry a 20-10 lead into the break.

Gilliam extended ASU's advantage to 23-10 with a 22-yard field goal with 6:22 left in the third quarter.

With Grambling State facing 4th and 2 at the Alabama State 6-yard line with 13:47 to go in the fourth quarter, Tre Bradford burst through the middle of the Hornets defense for a touchdown to make it a 23-17 game.

Alabama State's Rhody Jean-Louis came up with an interception at the GSU 47-yard line with 9:13 left in regu-lation, but freshman linebacker Jamal Jordan gave immediately gave the Tigers the ball back after strip sacking Keye an recovering the ball at the Alabama State 43-yard line.

After moving the ball to the Hornets 14-yard line, running back Dedrick Talbert toted the ball 14 yards to the end zone for the go-ahead TD, giving the Tigers a 24-23 lead with 6:19 to play.

Alabama State's began its final drive of the day at its own 20-yard line. The Hornets quickly marched down the field, setting up the potential game-winning field goal. Gilliam wasn't able to knock his fourth field goal of the day through the uprights, missing the 28-yard attempt wide right with 53 seconds remaining.

Keye completed 16-of-28 passes for 280 yards. He added six rushing yards and two rushing touchdowns.

Marcus Harris II led the Hornets on the ground, running for 68 yards on 16 carries.

SCORING SUMMARY

1st	07:57	GSU - Harradine,Reed 50 yd field goal	0	3
1st	00:05	ASU - Gilliam,Brandon 45 yd field goal	3	3
2nd	11:14	GSU - Elder,Keilon 9 yd run (Harradine,Reed kick)	ASU 3	GSU 6
2nd	07:39	ASU - Keye,Kareem 4 yd run (Gilliam,Brandon kick)	10	10
2nd	03:21	ASU - Keye,Kareem 1 yd run (Gilliam,Brandon kick)	17	10
2nd	00:00	ASU - Gilliam,Brandon 20 yd field goal	20	10
3rd	06:22	ASU - Gilliam,Brandon 26 yd field goal	23	10
4th	13:47	GSU - Bradford,Tre 6 yd run (Harradine,Reed kick)	23	17
4th	06:19	GSU - Talbert,Dedrick 14 yd run (Harradine,Reed kick)	23	24





2024-25 Grambling Football  
Overall Team Statistics  
All games

Page 1/2  
as of Nov 12, 2024

### Team Statistics

	GSU	OPP
<b>Scoring</b>	<b>265</b>	<b>253</b>
Points per game	26.5	25.3
Points Off Turnovers	65	28
<b>First Downs</b>	<b>159</b>	<b>194</b>
Rushing	70	73
Passing	74	98
Penalty	15	23
<b>Rushing Yardage</b>	<b>1197</b>	<b>1390</b>
Yards gained rushing	1534	1690
Yards lost rushing	337	300
Rushing attempts	349	352
Average per rush	3.4	3.9
Average per game	119.7	139.0
TDs Rushing	18	17
<b>Passing Yardage</b>	<b>1779</b>	<b>2355</b>
Comp-Att-Int	165-284-9	188-302-14
Average per pass	6.3	7.8
Average per catch	10.8	12.5
Average per game	177.9	235.5
TDs Passing	10	13
<b>Total offense</b>	<b>2976</b>	<b>3745</b>
Total plays	633	654
Average per play	4.7	5.7
Average per game	297.6	374.5
<b>Kick returns: #-Yards</b>	<b>39-781</b>	<b>21-380</b>
<b>Punt returns: #-Yards</b>	<b>20-213</b>	<b>12-114</b>
<b>Int returns: #-Yards</b>	<b>14-86</b>	<b>9-147</b>
<b>Kick return average</b>	<b>20.0</b>	<b>18.1</b>
<b>Punt return average</b>	<b>10.7</b>	<b>9.5</b>
<b>Int return average</b>	<b>6.1</b>	<b>16.3</b>
<b>Fumbles-Lost</b>	<b>14-4</b>	<b>17-9</b>
<b>Penalties-Yards</b>	<b>81-793</b>	<b>62-533</b>
Average per game	79.3	53.3
<b>Punts-Yards</b>	<b>60-2451</b>	<b>48-1741</b>
Average per punt	40.9	36.3
Net punt average	38.7	29.1
<b>Kickoffs-Yards</b>	<b>52-3287</b>	<b>49-2794</b>
Average per kick	63.2	57.0
Net kick average	40.9	37.3
<b>Time of possession / game</b>	<b>29:39</b>	<b>30:00</b>
<b>3rd-down conversion</b>	<b>44/138</b>	<b>51/138</b>
3rd-down pct	32%	37%
<b>4rd-down conversion</b>	<b>4/10</b>	<b>4/13</b>



	GSU	OPP
4rd-down pct	40%	31%
Sacks by-Yards	18-137	21-183
Misc Yards	0	0
Touchdowns scored	33	31
Field goals - attempts	12-18	12-16
On-Side kicks	0-0	0-0
Red-zone scores	(28-33) 85%	(27-32) 84%
Red-zone touchdowns	(21-33) 64%	(19-32) 59%
PAT-attempts	(29-31) 94%	(29-29) 100%
2-point conversion-attempts	(1-5) 20%	(1-5) 20%
Attendance	56668	44183
Games / Avg per game	5/11334	4/11046
Neutral site games	-	1/52323

Score by Periods

Team	1st	2nd	3rd	4th	OT	TOT
Grambling	53	86	48	61	17	265
Opponents	31	105	61	44	12	253



## 2024-25 Grambling Football Combined Team Statistics All games

Page 1/3  
as of Nov 12, 2024

### Team Results

Date	Opponent		Score	Att.
08/31/2024	at Louisiana	L	10-40	23107
09/07/2024	Tuskegee	W	37-20	9247
09/14/2024	at East Texas A&M	Wot1	35-28	5944
09/21/2024	Jackson St.	W	41-20	19085
* 09/28/2024	vs Prairie View	Lot5	34-36	52323
* 10/12/2024	Alcorn	L	15-17	7580
* 10/19/2024	Ark.-Pine Bluff	W	31-21	17135
* 10/26/2024	at Texas Southern	L	17-24	10029
* 11/02/2024	at Bethune-Cookman	L	21-24	5103
* 11/09/2024	Alabama St.	W	24-23	3621

### Rushing

Player	gp	att	gain	loss	net	avg	td	lg	avg/g
Ke'Travion Hargrove	10	99	500	35	465	4.7	5	36	46.5
Tre Bradford	10	99	446	60	386	3.9	5	41	38.6
Dedrick Talbert	9	41	195	11	184	4.5	4	31	20.4
Keilon Elder	8	26	161	3	158	6.1	2	22	19.8
Del'Jay Bailey	5	27	124	76	48	1.8	2	20	9.6
Javon Robinson	10	4	13	3	10	2.5	0	11	1.0
Tony Phillips	5	5	11	2	9	1.8	0	8	1.8
Jalen Johnson	10	2	8	4	4	2.0	0	8	0.4
Ashton Frye	3	7	3	24	-21	-3.0	0	2	-7.0
Myles Crawley	8	30	73	114	-41	-1.4	0	13	-5.1
Team	10	9	0	5	-5	-0.6	0	0	-0.5
<b>Total</b>	<b>10</b>	<b>349</b>	<b>1534</b>	<b>337</b>	<b>1197</b>	<b>3.4</b>	<b>18</b>	<b>41</b>	<b>119.7</b>
<b>Opponents</b>	<b>10</b>	<b>352</b>	<b>1690</b>	<b>300</b>	<b>1390</b>	<b>3.9</b>	<b>17</b>	<b>69</b>	<b>139.0</b>

### Passing

Player	gp	effic	comp-att-int	pct	yds	td	lg	avg/g
Myles Crawley	8	123.3	127-215-6	59.1	1395	10	71	174.4
Del'Jay Bailey	5	96.0	34-62-3	54.8	375	0	39	75.0
Ashton Frye	3	67.9	4-7-0	57.1	9	0	5	3.0
<b>Total</b>	<b>10</b>	<b>116.0</b>	<b>165-284-9</b>	<b>58.1</b>	<b>1779</b>	<b>10</b>	<b>71</b>	<b>177.9</b>
<b>Opponents</b>	<b>10</b>	<b>132.7</b>	<b>188-302-14</b>	<b>62.3</b>	<b>2355</b>	<b>13</b>	<b>75</b>	<b>235.5</b>

### Receiving

Player	gp	no.	yds	avg	td	lg	avg/g
Javon Robinson	10	37	457	12.4	1	53	45.7
Nicholas Howard	10	22	265	12.0	2	35	26.5
Covadis Knighten	9	16	112	7.0	1	18	12.4
Ke'Travion Hargrove	10	14	107	7.6	0	20	10.7
Jacoby Bellazar	9	14	152	10.9	1	30	16.9
Tre Bradford	10	12	76	6.3	0	22	7.6
Jalen Johnson	10	12	111	9.3	1	25	11.1
Julien Lewis	7	9	64	7.1	0	17	9.1
JR Waters	10	7	88	12.6	1	23	8.8
Marquis Harris	10	6	164	27.3	1	71	16.4
Dedrick Talbert	9	4	22	5.5	0	11	2.4
Tylon Williams	10	3	25	8.3	0	14	2.5
Nae'Saan Dickerson	5	2	60	30.0	0	35	12.0
Khristopher Simmons	6	2	51	25.5	1	28	8.5
Tony Phillips	5	2	4	2.0	1	4	0.8
Keilon Elder	8	1	3	3.0	0	3	0.4
Tony Forrest	9	1	-1	-1.0	0	0	-0.1
Julien Price	1	1	19	19.0	0	19	19.0
<b>Total</b>	<b>10</b>	<b>165</b>	<b>1779</b>	<b>10.8</b>	<b>10</b>	<b>71</b>	<b>177.9</b>
<b>Opponents</b>	<b>10</b>	<b>188</b>	<b>2355</b>	<b>12.5</b>	<b>13</b>	<b>75</b>	<b>235.5</b>

### Game Records

Record	Overall	Home	Away	Neutral
ALL GAMES	5-5	4-1	1-3	0-1
CONFERENCE	2-4	2-1	0-2	0-1
NON-CONFERENCE	3-1	2-0	1-1	0-0

### Team Statistics

	GSU	OPP
<b>First Downs</b>	<b>159</b>	<b>194</b>
Rushing	70	73
Passing	74	98
Penalty	15	23
<b>Rushing Yardage</b>	<b>1197</b>	<b>1390</b>
Rushing attempts	349	352
Average per rush	3.4	3.9
Average per game	119.7	139.0
TDs Rushing	18	17
<b>Passing Yardage</b>	<b>1779</b>	<b>2355</b>
Comp-Att-Int	165-284-9	188-302-14
Average per pass	6.3	7.8
Average per catch	10.8	12.5
Average per game	177.9	235.5
TDs Passing	10	13
<b>Total offense</b>	<b>2976</b>	<b>3745</b>
Average per play	4.7	5.7
Average per game	297.6	374.5
<b>Kick returns: #-Yards</b>	<b>39-781</b>	<b>21-380</b>
<b>Punt returns: #-Yards</b>	<b>20-213</b>	<b>12-114</b>
<b>Int returns: #-Yards</b>	<b>14-86</b>	<b>9-147</b>
<b>Fumbles-Lost</b>	<b>14-4</b>	<b>17-9</b>
<b>Penalties-Yards</b>	<b>81-793</b>	<b>62-533</b>
<b>Punts-Avg</b>	<b>60-40.9</b>	<b>48-36.3</b>
<b>Time of possession / game</b>	<b>29:39</b>	<b>30:00</b>
<b>3rd-down conversion</b>	<b>44/138</b>	<b>51/138</b>
<b>4rd-down conversion</b>	<b>4/10</b>	<b>4/13</b>
<b>PAT-attempts</b>	<b>(29-31) 94%</b>	<b>(29-29) 100%</b>
<b>2-point conversion-attempts</b>	<b>(1-5) 20%</b>	<b>(1-5) 20%</b>

### Interceptions

Player	no.	yds	avg	td	lg
Brenden Barley	3	51	17.0	0	25
Joel Williams	2	-1	-0.5	0	0
Caleb Lee-Collins	2	30	15.0	1	22
Blake Davis	2	0	0.0	0	0
David Jones	2	0	0.0	0	0
Markel Linzer	1	0	0.0	0	0
Patrick Marshall	1	6	6.0	0	6
Marcellius Johnson	1	0	0.0	0	0
<b>Total</b>	<b>14</b>	<b>86</b>	<b>6.1</b>	<b>1</b>	<b>25</b>
<b>Opponents</b>	<b>9</b>	<b>147</b>	<b>16.3</b>	<b>1</b>	<b>50</b>



2024-25 Grambling Football  
Combined Team Statistics  
All games

Field Goals

Player	fg	pct.	01-19	20-29	30-39	40-49	50-99	lg	blk
Reed Harradine	12-18	66.7	0-0	3-3	5-6	2-4	2-5	50	1
Opponents	12-16	75.0	0-0	4-6	2-3	6-6	0-1	47	2

Scoring

Player	td	fg	PAT				dpx	saf	pts
			kick	rush	rcv	pass			
Reed Harradine	-	12-18	29-31	-	-	-	-	-	65
Tre Bradford	5	-	-	-	-	-	-	-	30
Ke'Travion Hargrove	5	-	-	-	-	-	-	-	30
Dedrick Talbert	4	-	-	-	-	-	-	-	24
Keilon Elder	2	-	-	-	-	-	-	-	12
Nicholas Howard	2	-	-	-	-	-	-	-	12
Deljay Bailey	2	-	-	-	-	-	-	-	12
Javon Robinson	2	-	-	-	-	-	-	-	12
Jacoby Bellazar	1	-	-	-	1	-	-	-	8
Khristopher Simmons	1	-	-	-	-	-	-	-	6
Caleb Lee-Collins	1	-	-	-	-	-	-	-	6
Josh Darling	1	-	-	-	-	-	-	-	6
Jalen Johnson	1	-	-	-	-	-	-	-	6
Blake Davis	1	-	-	-	-	-	-	-	6
JR Waters	1	-	-	-	-	-	-	-	6
Covadis Knighten	1	-	-	-	-	-	-	-	6
Patrick Marshall	1	-	-	-	-	-	-	-	6
Marquis Harris	1	-	-	-	-	-	-	-	6
Tony Phillips	1	-	-	-	-	-	-	-	6
Total	33	12-18	29-31	0	1	1	0	0	265
Opponents	31	12-16	29-29	1	0	0	0	0	253

Score by Periods

Team	1st	2nd	3rd	4th	OT	TOT
Grambling	53	86	48	61	17	265
Opponents	31	105	61	44	12	253

Punting

Player	no.	yds	avg	lg	tb	fc	i20	50+	blk
Johnny Schifano	57	2334	40.9	65	2	27	22	7	0
Reed Harradine	3	117	39.0	40	0	1	1	0	0
Total	60	2451	40.9	65	2	28	23	7	0
Opponents	48	1741	36.3	56	3	14	15	3	3

Punt Returns

Player	no.	yds	avg	td	lg
Jalen Johnson	10	108	10.8	0	27
Javon Robinson	6	93	15.5	1	72
Ken Pierre-Charles	1	0	0.0	0	0
Christen Williams	1	0	0.0	0	0
Marquis Harris	1	0	0.0	0	0
Tony Phillips	1	12	12.0	0	12
Total	20	213	10.7	1	72
Opponents	12	114	9.5	0	36

Kick Returns

Player	no.	yds	avg	td	lg
Javon Robinson	10	257	25.7	0	38
Keilon Elder	8	188	23.5	0	65
Jacoby Bellazar	7	145	20.7	0	57
Tylon Williams	5	85	17.0	0	25
Joshua Johnson	2	33	16.5	0	26
Andrew Frazier	2	28	14.0	0	15
Markel Linzer	1	14	14.0	0	14
Dedrick Talbert	1	12	12.0	0	12
David Jones	1	19	19.0	0	19
Tony Phillips	1	0	0.0	0	0
Charles Bernard	1	0	0.0	0	0
Total	39	781	20.0	0	65
Opponents	21	380	18.1	0	35

All Purpose

Player	g	rush	rcv	pr	kr	ir	total	avg/g
Javon Robinson	10	10	457	93	257	0	817	81.7
Ke'Travion Hargrove	10	465	107	0	0	0	572	57.2
Tre Bradford	10	386	76	0	0	0	462	46.2
Keilon Elder	8	158	3	0	188	0	349	43.6
Jacoby Bellazar	9	0	152	0	145	0	297	33.0
Nicholas Howard	10	0	265	0	0	0	265	26.5
Jalen Johnson	10	4	111	108	0	0	223	22.3
Dedrick Talbert	9	184	22	0	12	0	218	24.2
Marquis Harris	10	0	164	0	0	0	164	16.4
Covadis Knighten	9	0	112	0	0	0	112	12.4
Tylon Williams	10	0	25	0	85	0	110	11.0
JR Waters	10	0	88	0	0	0	88	8.8
Julien Lewis	7	0	64	0	0	0	64	9.1
Nae'Saan Dickerson	5	0	60	0	0	0	60	12.0
Khristopher Simmons	6	0	51	0	0	0	51	8.5
Brenden Barley	9	0	0	0	0	51	51	5.7
Deljay Bailey	5	48	0	0	0	0	48	9.6
Joshua Johnson	2	0	0	0	33	0	33	16.5
Caleb Lee-Collins	10	0	0	0	0	30	30	3.0
Andrew Frazier	2	0	0	0	28	0	28	14.0
Tony Phillips	5	9	4	12	0	0	25	5.0
David Jones	10	0	0	0	19	0	19	1.9
Julien Price	1	0	19	0	0	0	19	19.0
Markel Linzer	6	0	0	0	14	0	14	2.3
Patrick Marshall	10	0	0	0	0	6	6	0.6
Joel Williams	9	0	0	0	0	-1	-1	-0.1
Tony Forrest	9	0	-1	0	0	0	-1	-0.1
Ashton Frye	3	-21	0	0	0	0	-21	-7.0
Myles Crawley	8	-41	0	0	0	0	-41	-5.1
Total	10	1197	1779	213	781	86	4056	405.6
Opponents	10	1390	2355	114	380	147	4386	438.6

Total Offense

Player	g	plays	rush	pass	total	avg/g
Myles Crawley	8	245	-41	1395	1354	169.3
Ke'Travion Hargrove	10	99	465	0	465	46.5
Deljay Bailey	5	89	48	375	423	84.6
Tre Bradford	10	99	386	0	386	38.6
Dedrick Talbert	9	41	184	0	184	20.4
Keilon Elder	8	26	158	0	158	19.8
Javon Robinson	10	4	10	0	10	1.0
Tony Phillips	5	5	9	0	9	1.8
Jalen Johnson	10	2	4	0	4	0.4
Ashton Frye	3	14	-21	9	-12	-4.0
Total	10	633	1197	1779	2976	297.6
Opponents	10	654	1390	2355	3745	374.5





2024-25 Grambling Football  
Combined Team Statistics  
All games

Page 3/3  
as of Nov 12, 2024

## Team Defense

##	Player	gp	Tackles				Sacks	Pass defense			Fumbles		blkd	
			ua	a	tot	tfl/yds		int-yds	brup	qbh	fr-yds	ff	kick	saf
6	Andrew Jones	10	44	53	97	16-59	2-16	.	.	.	.	.	.	.
7	David Jones	10	33	8	41	2-4	.	2-0	5	1	.	1	.	.
30	Brenden Barley	9	21	18	39	5-22	1-13	3-51	2	1	.	.	.	.
1	Blake Davis	10	28	9	37	3.5-10	2-7	2-0	3	.	1-35	.	.	.
4	Bryce Cage	10	17	18	35	7.5-54	3-39	.	.	4	.	1	.	.
98	Jaden Hardy	10	12	22	34	3.5-11	1-7	.	.	1	.	1	.	.
5	Calvin Henderson	10	16	14	30	.	.	.	2	.	2-0	.	1	.
13	Isaac Washington	10	9	19	28	6-27	2-13	.	1	1	1-0	.	.	.
26	Cisco Caston	8	21	7	28	0.5-1	.	.	.	.	.	.	.	.
15	Patrick Marshall	10	17	10	27	2-10	1-6	1-6	.	2	1-4	1	.	.
10	Caleb Lee-Collins	10	12	13	25	2-6	.	2-30	2	.	.	.	.	.
9	Jon Horton	8	13	11	24	5-20	3-18	.	1	2	1-0	.	.	.
83	Joel Williams	9	9	9	18	3-11	0.5-3	2--1	2	.	.	.	.	.
94	Jalen Rudolph	8	4	11	15	3.5-12	1-7	.	.	.	.	.	.	.
72	J'cobe Scott	10	6	9	15	1-4	0.5-2	.	.	1	.	.	.	.
21	Jamal Jordan	8	6	9	15	1-10	.	.	.	.	1-0	1	.	.
43	Marcellius Johnson	8	6	8	14	0.5-1	.	1-0	.	.	.	.	.	.
3	Markel Linzer	6	10	3	13	.	.	1-0	.	.	.	.	.	.
11	Nick Turner	9	10	3	13	.	.	.	.	.	.	.	.	.
14	Duece Jones	5	7	4	11	0.5-0	.	.	.	.	.	.	.	.
42	Josh Darling	10	6	5	11	2-2	.	.	.	.	1-0	.	.	.
92	Kilas Francis	7	3	3	6	0.5-1	.	.	.	.	1-0	.	.	.
8	Osiris Smith	6	4	1	5	1-1	.	.	.	.	.	.	.	.
2	Kevin Thomas	3	3	2	5	.	.	.	.	.	.	.	.	.
44	Micheal Garner	4	2	3	5	1.5-6	1-6	.	.	2	.	1	.	.
0	Quintin Talley	2	1	4	5	.	.	.	.	.	.	.	.	.
29	Christen Williams	7	4	.	4	.	.	.	.	.	.	.	1	.
28	Marquis Harris	10	2	2	4	.	.	.	.	.	.	.	1	.
17	Eric Randall III	4	2	1	3	.	.	.	.	.	.	.	.	.
91	Jaydon Scott	2	1	2	3	.	.	.	.	.	.	1	.	.
23	Keilon Elder	8	2	.	2	.	.	.	.	.	.	.	.	.
33	Ken Pierre-Charles	7	2	.	2	.	.	.	1	.	.	.	1	.
1	JR Waters	10	2	.	2	.	.	.	.	.	.	.	.	.
99	Noah Nelson	5	1	1	2	.	.	.	.	.	.	.	1	.
40	Ashton Raymond	2	2	.	2	.	.	.	.	.	.	.	.	.
11	Nae'Saan Dickerson	5	.	1	1	0.5-1	.	.	.	.	.	.	.	.
9	Ke'Travion Hargrove	10	1	.	1	.	.	.	.	.	.	.	.	.
45	Ricky Frazier	3	1	.	1	.	.	.	.	.	.	.	.	.
85	Tony Forrest	9	1	.	1	.	.	.	.	.	.	.	.	.
2	Jalen Johnson	10	1	.	1	.	.	.	.	.	.	.	.	.
50	Tahj Martin	10	1	.	1	.	.	.	.	.	.	.	.	.
3	Jacoby Bellazar	9	1	.	1	.	.	.	.	.	.	.	.	.
13	Tydre Malone	1	.	1	1	.	.	.	.	.	.	.	.	.
19	Jalen Guillard	1	1	.	1	.	.	.	.	.	.	.	.	.
58	Noah Ratliff	1	1	.	1	.	.	.	.	.	.	.	.	.
16	Louis Foster	1	1	.	1	.	.	.	.	.	.	.	.	.
27	Jay'Shaun Johnson	3	1	.	1	.	.	.	.	.	.	.	.	.
97	Chris Scott	1	1	.	1	.	.	.	.	.	.	.	.	.
96	Reed Harradine	10	.	.	.	.	.	.	.	.	.	.	.	.
<b>Totals</b>		<b>10</b>	<b>352</b>	<b>284</b>	<b>636</b>	<b>68-273</b>	<b>18-137</b>	<b>14-86</b>	<b>19</b>	<b>15</b>	<b>9-39</b>	<b>8</b>	<b>5</b>	<b>0</b>
Opponents		10	375	262	637	70-310	21-183	9-147	26	37	4-0	9	2	0



2024-25 Grambling Football  
Team Game Highs  
All games

Page 1/1  
as of Nov 12, 2024

## Grambling - Game Highs

RUSHES	49	Alabama St. (11/09/2024)
YARDS RUSHING	171	Alabama St. (11/09/2024)
YARDS PER RUSH	5.4	Ark.-Pine Bluff (10/19/2024)
TD RUSHES	3	Alabama St. (11/09/2024)
	3	Ark.-Pine Bluff (10/19/2024)
PASS ATTEMPTS	48	vs Prairie View (N) (09/28/2024)
PASS COMPLETIONS	29	vs Prairie View (N) (09/28/2024)
YARDS PASSING	322	Tuskegee (09/07/2024)
YARDS PER PASS	10.7	Tuskegee (09/07/2024)
TD PASSES	4	Tuskegee (09/07/2024)
TOTAL PLAYS	82	vs Prairie View (N) (09/28/2024)
TOTAL OFFENSE	386	vs Prairie View (N) (09/28/2024)
YARDS PER PLAY	6.9	Tuskegee (09/07/2024)
POINTS	41	Jackson St. (09/21/2024)
SACKS BY	4	Ark.-Pine Bluff (10/19/2024)
FIRST DOWNS	22	vs Prairie View (N) (09/28/2024)
PENALTIES	16	Tuskegee (09/07/2024)
PENALTY YARDS	166	Tuskegee (09/07/2024)
TURNOVERS	3	vs Prairie View (N) (09/28/2024)
	3	at East Texas A&M (09/14/2024)
PUNTS	9	at East Texas A&M (09/14/2024)
PUNTING AVG	42.7	Alabama St. (11/09/2024)
LONG PUNT	65	at Louisiana (08/31/2024)
PUNTS INSIDE 20	5	Ark.-Pine Bluff (10/19/2024)
LONG PUNT RETURN	72	at Bethune-Cookman (11/02/2024)



**2024-25 Grambling Football**  
**Individual Game Highs**  
**All games**

Page 1/1  
as of Nov 12, 2024

**Grambling - Individual Game Highs**

<b>RUSHES</b>	17	Keilon Elder vs Alabama St. (11/09/2024)
<b>YARDS RUSHING</b>	104	Keilon Elder vs Alabama St. (11/09/2024)
<b>TD RUSHES</b>	2	Ke'Travion Hargrove vs Jackson St. (09/21/2024)
	2	Tre Bradford at East Texas A&M (09/14/2024)
<b>LONG RUSH</b>	41	Tre Bradford at East Texas A&M (09/14/2024)
<b>PASS ATTEMPTS</b>	48	Myles Crawley vs Prairie View (N) (09/28/2024)
<b>PASS COMPLETIONS</b>	29	Myles Crawley vs Prairie View (N) (09/28/2024)
<b>YARDS PASSING</b>	304	Myles Crawley vs Tuskegee (09/07/2024)
<b>TD PASSES</b>	4	Myles Crawley vs Tuskegee (09/07/2024)
<b>LONG PASS</b>	71	Myles Crawley vs Ark.-Pine Bluff (10/19/2024)
<b>RECEPTIONS</b>	7	Javon Robinson at Bethune-Cookman (11/02/2024)
<b>YARDS RECEIVING</b>	151	Javon Robinson vs Tuskegee (09/07/2024)
<b>TD RECEPTIONS</b>	1	Marquis Harris vs Ark.-Pine Bluff (10/19/2024)
	1	Khristopher Simmons vs Prairie View (N) (09/28/2024)
	1	Jalen Johnson vs Prairie View (N) (09/28/2024)
	1	JR Waters vs Jackson St. (09/21/2024)
	1	Nicholas Howard at East Texas A&M (09/14/2024)
	1	Jacoby Bellazar at East Texas A&M (09/14/2024)
	1	Nicholas Howard vs Tuskegee (09/07/2024)
	1	Covadis Knighten vs Tuskegee (09/07/2024)
	1	Javon Robinson vs Tuskegee (09/07/2024)
	1	Tony Phillips vs Tuskegee (09/07/2024)
<b>LONG RECEPTION</b>	71	Marquis Harris vs Ark.-Pine Bluff (10/19/2024)
<b>PUNTS</b>	9	Johnny Schifano at East Texas A&M (09/14/2024)
<b>PUNTING AVG</b>	42.7	Johnny Schifano vs Alabama St. (11/09/2024)
<b>LONG PUNT</b>	65	Johnny Schifano at Louisiana (08/31/2024)
<b>PUNTS INSIDE 20</b>	5	Johnny Schifano vs Ark.-Pine Bluff (10/19/2024)
<b>LONG PUNT RETURN</b>	72	Javon Robinson at Bethune-Cookman (11/02/2024)
<b>LONG KICKOFF RETURN</b>	65	Keilon Elder at Texas Southern (10/26/2024)
<b>TACKLES</b>	14	Andrew Jones vs Alabama St. (11/09/2024)
<b>SACKS</b>	1	Jon Horton at Bethune-Cookman (11/02/2024)
	1	Isaac Washington at Bethune-Cookman (11/02/2024)
	1	Jaden Hardy at Texas Southern (10/26/2024)
	1	Jon Horton vs Ark.-Pine Bluff (10/19/2024)
	1	Micheal Garner vs Ark.-Pine Bluff (10/19/2024)
	1	Blake Davis vs Alcorn (10/12/2024)
	1	Brenden Barley vs Alcorn (10/12/2024)
	1	Jon Horton vs Prairie View (N) (09/28/2024)
	1	Andrew Jones vs Jackson St. (09/21/2024)
	1	Bryce Cage vs Jackson St. (09/21/2024)
	1	Patrick Marshall at East Texas A&M (09/14/2024)
	1	Bryce Cage vs Tuskegee (09/07/2024)
	1	Blake Davis at Louisiana (08/31/2024)
<b>TACKLES FOR LOSS</b>	4.5	Andrew Jones vs Ark.-Pine Bluff (10/19/2024)



2024-25 Grambling Football  
Opponent Match Highs  
All games

Page 1/1  
as of Nov 12, 2024

## Opponent - Game Highs

RUSHES	54	at East Texas A&M (09/14/2024)
YARDS RUSHING	267	at East Texas A&M (09/14/2024)
YARDS PER RUSH	5.1	Jackson St. (09/21/2024)
TD RUSHES	4	at East Texas A&M (09/14/2024)
PASS ATTEMPTS	41	Ark.-Pine Bluff (10/19/2024)
PASS COMPLETIONS	29	at Louisiana (08/31/2024)
YARDS PASSING	363	at Louisiana (08/31/2024)
YARDS PER PASS	10.0	Alabama St. (11/09/2024)
TD PASSES	3	at Louisiana (08/31/2024)
TOTAL PLAYS	82	at East Texas A&M (09/14/2024)
TOTAL OFFENSE	481	at Louisiana (08/31/2024)
YARDS PER PLAY	7.3	Jackson St. (09/21/2024)
POINTS	40	at Louisiana (08/31/2024)
SACKS BY	4	Alabama St. (11/09/2024)
	4	Alcorn (10/12/2024)
FIRST DOWNS	24	Ark.-Pine Bluff (10/19/2024)
	24	at Louisiana (08/31/2024)
PENALTIES	11	vs Prairie View (N) (09/28/2024)
	11	Jackson St. (09/21/2024)
PENALTY YARDS	111	Jackson St. (09/21/2024)
TURNOVERS	6	at East Texas A&M (09/14/2024)
PUNTS	6	Alabama St. (11/09/2024)
	6	Alcorn (10/12/2024)
	6	vs Prairie View (N) (09/28/2024)
	6	Tuskegee (09/07/2024)
PUNTING AVG	47.6	at Bethune-Cookman (11/02/2024)
LONG PUNT	56	at Bethune-Cookman (11/02/2024)
PUNTS INSIDE 20	3	at Texas Southern (10/26/2024)
	3	at East Texas A&M (09/14/2024)
LONG PUNT RETURN	36	at Texas Southern (10/26/2024)





**2024-25 Grambling Football**  
**Opponent Individual Match Highs**  
**All games**

Page 1/2  
as of Nov 12, 2024

**Opponent - Individual Game Highs**

<b>RUSHES</b>	20	Dennis Palmer at Bethune-Cookman (11/02/2024)
<b>YARDS RUSHING</b>	149	BK Jackson at East Texas A&M (09/14/2024)
<b>TD RUSHES</b>	2	Kareem Keye vs Alabama St. (11/09/2024)
	2	BK Jackson at East Texas A&M (09/14/2024)
<b>LONG RUSH</b>	69	BK Jackson at East Texas A&M (09/14/2024)
<b>PASS ATTEMPTS</b>	41	Mekhi Hagens vs Ark.-Pine Bluff (10/19/2024)
<b>PASS COMPLETIONS</b>	27	Mekhi Hagens vs Ark.-Pine Bluff (10/19/2024)
<b>YARDS PASSING</b>	308	Ben Wooldridge at Louisiana (08/31/2024)
<b>TD PASSES</b>	3	Ben Wooldridge at Louisiana (08/31/2024)
<b>LONG PASS</b>	75	Kareem Keye vs Alabama St. (11/09/2024)
<b>RECEPTIONS</b>	7	Jaxson Isaac vs Ark.-Pine Bluff (10/19/2024)
	7	Chris Herron vs Prairie View (N) (09/28/2024)
<b>YARDS RECEIVING</b>	116	Gabriel Garmon vs Tuskegee (09/07/2024)
<b>TD RECEPTIONS</b>	1	Thomas Nance at Bethune-Cookman (11/02/2024)
	1	Darnell Deas at Bethune-Cookman (11/02/2024)
	1	Donald McKinney at Texas Southern (10/26/2024)
	1	Kristian Gammage vs Ark.-Pine Bluff (10/19/2024)
	1	Jaxson Isaac vs Ark.-Pine Bluff (10/19/2024)
	1	Tyran Warren vs Alcorn (10/12/2024)
	1	Shemar Savage vs Prairie View (N) (09/28/2024)
	1	Joanes Fortilien vs Jackson St. (09/21/2024)
	1	Ja'Naylon Dupree vs Jackson St. (09/21/2024)
	1	Rodricus Magee Sr. vs Tuskegee (09/07/2024)
	1	Terrance Carter at Louisiana (08/31/2024)
	1	Harvey Broussard at Louisiana (08/31/2024)
	1	Tavion Smith at Louisiana (08/31/2024)
<b>LONG RECEPTION</b>	75	Eric Horn vs Alabama St. (11/09/2024)
<b>FIELD GOALS</b>	3	Brandon Gilliam vs Alabama St. (11/09/2024)
<b>LONG FIELD GOALS</b>	47	Lorcan Ryans vs Tuskegee (09/07/2024)
<b>PUNTS</b>	6	Franklin Rogers vs Alcorn (10/12/2024)
	6	Efren Jasso vs Prairie View (N) (09/28/2024)
	6	Jake Aller vs Tuskegee (09/07/2024)
<b>PUNTING AVG</b>	47.6	Anthony Frederique at Bethune-Cookman (11/02/2024)
<b>LONG PUNT</b>	56	Anthony Frederique at Bethune-Cookman (11/02/2024)
<b>PUNTS INSIDE 20</b>	3	Jeremy Ramirez at Texas Southern (10/26/2024)
	3	Mitchell McGarry at East Texas A&M (09/14/2024)
<b>LONG PUNT RETURN</b>	36	Chaunzavia Lewis at Texas Southern (10/26/2024)
<b>LONG KICKOFF RETURN</b>	35	Robert McMinn vs Alabama St. (11/09/2024)
<b>TACKLES</b>	12	Stemarion Edwards vs Alcorn (10/12/2024)
	12	Ayden Jones vs Prairie View (N) (09/28/2024)
	12	Rossie Grimes vs Tuskegee (09/07/2024)
<b>SACKS</b>	2	Darmarcus Thompson at Texas Southern (10/26/2024)
	2	Malachi Bailey vs Alcorn (10/12/2024)
	2	Kayvon Henderson vs Alcorn (10/12/2024)
<b>TACKLES FOR LOSS</b>	3	Javius Williams at Texas Southern (10/26/2024)
	3	Malachi Bailey vs Alcorn (10/12/2024)



Opponent - Individual Game Highs

INTERCEPTIONS	1	Rhody Jean-Louis vs Alabama St. (11/09/2024)
	1	Caleb Blake at Bethune-Cookman (11/02/2024)
	1	Joshua Thornhill at Bethune-Cookman (11/02/2024)
	1	Stemarion Edwards vs Alcorn (10/12/2024)
	1	Cameron Franklin vs Prairie View (N) (09/28/2024)
	1	Terrell Coleman vs Prairie View (N) (09/28/2024)
	1	Jaden Rios at East Texas A&M (09/14/2024)
	1	Christian Shaw at East Texas A&M (09/14/2024)
	1	Caleb Kibodi at Louisiana (08/31/2024)



2024-25 Grambling Football  
Team Match Lows  
All games

Page 1/1  
as of Nov 12, 2024

### Grambling - Game Lows

RUSHES	20	at Louisiana (08/31/2024)
YARDS RUSHING	62	Tuskegee (09/07/2024)
YARDS PER RUSH	2.4	Tuskegee (09/07/2024)
TD RUSHES	0	Tuskegee (09/07/2024)
PASS ATTEMPTS	12	Alabama St. (11/09/2024)
PASS COMPLETIONS	6	Alabama St. (11/09/2024)
YARDS PASSING	76	Alabama St. (11/09/2024)
YARDS PER PASS	4.1	at East Texas A&M (09/14/2024)
TD PASSES	0	Alabama St. (11/09/2024)
	0	at Bethune-Cookman (11/02/2024)
	0	at Texas Southern (10/26/2024)
	0	Alcorn (10/12/2024)
	0	at Louisiana (08/31/2024)
TOTAL PLAYS	48	at Louisiana (08/31/2024)
TOTAL OFFENSE	241	at Louisiana (08/31/2024)
YARDS PER PLAY	3.7	at East Texas A&M (09/14/2024)
POINTS	10	at Louisiana (08/31/2024)
SACKS BY	0	Alabama St. (11/09/2024)
FIRST DOWNS	12	at Louisiana (08/31/2024)
PENALTIES	4	Jackson St. (09/21/2024)
PENALTY YARDS	25	Jackson St. (09/21/2024)
	25	at Louisiana (08/31/2024)
INTERCEPTIONS BY	0	Alabama St. (11/09/2024)
PUNTS	5	at Bethune-Cookman (11/02/2024)
	5	Alcorn (10/12/2024)
	5	vs Prairie View (N) (09/28/2024)
	5	at Louisiana (08/31/2024)
PUNTING AVG	37.8	Alcorn (10/12/2024)
LONG PUNT	45	at Bethune-Cookman (11/02/2024)
PUNTS INSIDE 20	0	Alcorn (10/12/2024)
LONG PUNT RETURN	0	Jackson St. (09/21/2024)
	0	at East Texas A&M (09/14/2024)
	0	at Louisiana (08/31/2024)



2024-25 Grambling Football  
Opponent Match Lows  
All games

Page 1/1  
as of Nov 12, 2024

## Opponent - Game Lows

RUSHES	28	at Louisiana (08/31/2024)
YARDS RUSHING	80	at Bethune-Cookman (11/02/2024)
YARDS PER RUSH	2.6	at Bethune-Cookman (11/02/2024)
TD RUSHES	1	at Bethune-Cookman (11/02/2024)
	1	Ark.-Pine Bluff (10/19/2024)
	1	Alcorn (10/12/2024)
	1	Jackson St. (09/21/2024)
	1	Tuskegee (09/07/2024)
	1	at Louisiana (08/31/2024)
PASS ATTEMPTS	19	at Texas Southern (10/26/2024)
PASS COMPLETIONS	12	at Texas Southern (10/26/2024)
YARDS PASSING	152	at East Texas A&M (09/14/2024)
YARDS PER PASS	5.4	at East Texas A&M (09/14/2024)
TD PASSES	0	Alabama St. (11/09/2024)
	0	at East Texas A&M (09/14/2024)
TOTAL PLAYS	57	at Texas Southern (10/26/2024)
TOTAL OFFENSE	303	vs Prairie View (N) (09/28/2024)
YARDS PER PLAY	4.4	Ark.-Pine Bluff (10/19/2024)
POINTS	17	Alcorn (10/12/2024)
SACKS BY	0	Ark.-Pine Bluff (10/19/2024)
	0	at Louisiana (08/31/2024)
FIRST DOWNS	16	at Bethune-Cookman (11/02/2024)
	16	Jackson St. (09/21/2024)
PENALTIES	1	at Louisiana (08/31/2024)
PENALTY YARDS	5	at Louisiana (08/31/2024)
INTERCEPTIONS BY	0	at Texas Southern (10/26/2024)
	0	Ark.-Pine Bluff (10/19/2024)
	0	Jackson St. (09/21/2024)
	0	Tuskegee (09/07/2024)
PUNTS	0	at Louisiana (08/31/2024)
PUNTING AVG	0.0	at Louisiana (08/31/2024)
LONG PUNT	0	at Louisiana (08/31/2024)
PUNTS INSIDE 20	0	Alabama St. (11/09/2024)
	0	at Louisiana (08/31/2024)
LONG PUNT RETURN	0	at Bethune-Cookman (11/02/2024)
	0	Ark.-Pine Bluff (10/19/2024)
	0	Tuskegee (09/07/2024)





2024-25 Grambling Football  
Red-Zone Results  
All games

Page 1/1  
as of Nov 12, 2024

## Grambling Inside Opponent Red-Zone

Date	Opponent	Score	Times	Times	Total	Rush	Pass	FGs	Failed to score inside RZ						
			In RZ	Scored	Pts	TDs	TDs	TDs	Made	FGA	Down	Int	Fumb	Half	Game
08/31/2024	at Louisiana	L 10-40	1	1	7	1	1	0	0	0	0	0	0	0	0
09/07/2024	Tuskegee	W 37-20	4	4	23	3	0	3	1	1	0	0	0	0	0
09/14/2024	at East Texas A&M	W 35-28	3	2	15	2	1	1	0	0	0	0	1	0	0
09/21/2024	Jackson St.	W 41-20	7	5	27	3	2	1	2	3	0	0	0	0	0
09/28/2024	vs Prairie View	L 34-36	5	5	27	3	2	1	2	2	0	0	0	0	0
10/12/2024	Alcorn	L 15-17	4	3	12	1	1	0	2	2	0	1	0	0	0
10/19/2024	Ark.-Pine Bluff	W 31-21	3	3	21	3	3	0	0	0	0	0	0	0	0
10/26/2024	at Texas Southern	L 17-24	1	1	7	1	1	0	0	0	0	0	0	0	0
11/02/2024	at Bethune-Cookman	L 21-24	2	1	7	1	1	0	0	0	1	0	0	0	0
11/09/2024	Alabama St.	W 24-23	3	3	21	3	3	0	0	0	0	0	0	0	0
<b>Totals 28 of 33 (84.8%)</b>			<b>33</b>	<b>28</b>	<b>167</b>	<b>21</b>	<b>15</b>	<b>6</b>	<b>7</b>	<b>8</b>	<b>1</b>	<b>1</b>	<b>1</b>	<b>0</b>	<b>0</b>

## Opponents Inside Grambling Red-Zone

Date	Opponent	Score	Times	Times	Total	Rush	Pass	FGs	Failed to score inside RZ						
			In RZ	Scored	Pts	TDs	TDs	TDs	Made	FGA	Down	Int	Fumb	Half	Game
08/31/2024	Louisiana	L 10-40	5	4	24	3	1	2	1	1	1	0	0	0	0
09/07/2024	Tuskegee	W 37-20	4	3	17	2	1	1	1	2	0	0	0	0	0
09/14/2024	East Texas A&M	W 35-28	3	3	21	3	3	0	0	0	0	0	0	0	0
09/21/2024	Jackson St.	W 41-20	0	0	0	0	0	0	0	0	0	0	0	0	0
09/28/2024	Prairie View	L 34-36	5	5	27	3	2	1	2	2	0	0	0	0	0
10/12/2024	Alcorn	L 15-17	2	1	3	0	0	0	1	1	0	0	1	0	0
10/19/2024	Ark.-Pine Bluff	W 31-21	3	3	21	3	1	2	0	0	0	0	0	0	0
10/26/2024	Texas Southern	L 17-24	3	2	14	2	2	0	0	0	0	0	0	1	0
11/02/2024	Bethune-Cookman	L 21-24	2	2	10	1	0	1	1	1	0	0	0	0	0
11/09/2024	Alabama St.	W 24-23	5	4	20	2	2	0	2	3	0	0	0	0	0
<b>Totals 27 of 32 (84.4%)</b>			<b>32</b>	<b>27</b>	<b>157</b>	<b>19</b>	<b>12</b>	<b>7</b>	<b>8</b>	<b>10</b>	<b>1</b>	<b>0</b>	<b>1</b>	<b>1</b>	<b>0</b>



**2024-25 Grambling Football**  
**Rushing/Receiving Game-by-Game**  
**All games**

Page 1/1  
as of Nov 12, 2024

### Rushing

Player	No-Yds/TD	LA	TU	TAMC	JSU	PVAM	Alcorn	UAPB	TSU	BCU	ALST
Ke'Travion Hargrove	99-465/5	12-61/1	5-12/0	11-36/0	16-81/2	15-61/0	9-50/0	10-75/1	13-73/1	4-1/0	4-15/0
Tre Bradford	99-386/5	7-26/0	13-52/0	15-70/2	12-27/0	8-8/1	12-58/0	3-21/1	12-49/0	9-33/0	8-42/1
Dedrick Talbert	41-184/4	-	-	-	DNP	3-26/1	11-52/1	8-33/1	4-8/0	6-23/0	9-42/1
Myles Crawley	30--41/0	1--12/0	1--18/0	6-9/0	4--6/0	6--6/0	9--13/0	1-8/0	2--3/0	DNP	DNP
Deljay Bailey	27-48/2	DNP	2-25/0	1-3/0	DNP	DNP	DNP	DNP	5-35/1	10-15/1	9--30/0
Keilon Elder	26-158/2	-	-	-	DNP	-	DNP	-	1-4/0	8-50/1	17-104/1
Ashton Frye	7--21/0	DNP	2--11/0	DNP	DNP	DNP	DNP	1-2/0	4--12/0	DNP	DNP
Tony Phillips	5-9/0	DNP	1-3/0	-	3-6/0	1-0/0	DNP	DNP	DNP	DNP	-
Javon Robinson	4-10/0	-	1--1/0	-	1--2/0	1-11/0	1-2/0	-	-	-	-
Jalen Johnson	2-4/0	-	-	-	-	-	1-8/0	1--4/0	-	-	-

### Receiving

Player	No-Yds/TD	LA	TU	TAMC	JSU	PVAM	Alcorn	UAPB	TSU	BCU	ALST
Javon Robinson	37-457/1	2-27/0	4-151/1	3-14/0	5-44/0	6-48/0	4-42/0	4-28/0	2-12/0	7-91/0	-
Nicholas Howard	22-265/2	5-68/0	3-48/1	1-27/1	3-22/0	1-6/0	1-13/0	2-8/0	2-19/0	4-54/0	-
Covadis Knighten	16-112/1	1-13/0	1-2/1	4-29/0	2--2/0	4-35/0	-	2-13/0	1-16/0	1-6/0	DNP
Jacoby Bellazar	14-152/1	3-21/0	3-51/0	1-10/1	2-15/0	2-31/0	-	2-9/0	DNP	1-15/0	-
Ke'Travion Hargrove	14-107/0	-	2-0/0	3-23/0	2-27/0	2-13/0	-	1-12/0	1-13/0	2-8/0	1-11/0
Jalen Johnson	12-111/1	2-12/0	-	1-4/0	-	3-29/1	1-6/0	1-4/0	2-29/0	-	2-27/0
Tre Bradford	12-76/0	3-0/0	-	2-23/0	-	2-8/0	1-5/0	2-25/0	1-4/0	1-11/0	-
Julien Lewis	9-64/0	-	-	-	-	6-47/0	3-17/0	DNP	DNP	DNP	-
JR Waters	7-88/1	-	-	-	1-22/1	1-8/0	2-25/0	1-0/0	-	1-10/0	1-23/0
Marquis Harris	6-164/1	-	1-3/0	-	1-39/0	1-38/0	1-1/0	1-71/1	-	-	1-12/0
Dedrick Talbert	4-22/0	1-1/0	-	-	DNP	-	-	1-1/0	1-9/0	1-11/0	-
Tylon Williams	3-25/0	-	-	-	-	-	2-21/0	1-4/0	-	-	-
Nae'Saan Dickerson	2-60/0	1-25/0	1-35/0	-	DNP	DNP	-	DNP	-	DNP	DNP
Khristopher Simmons	2-51/1	-	1-28/0	-	DNP	1-23/1	-	DNP	-	DNP	DNP
Tony Phillips	2-4/1	DNP	2-4/1	-	-	-	DNP	DNP	DNP	DNP	-
Julien Price	1-19/0	DNP	DNP	DNP	DNP	DNP	1-19/0	DNP	DNP	DNP	DNP
Keilon Elder	1-3/0	-	-	-	DNP	-	DNP	-	-	-	1-3/0
Tony Forrest	1--1/0	1--1/0	-	-	-	-	-	-	DNP	-	-



2024-25 Grambling Football  
By Quarter Statistics  
All games

Page 1/1  
as of Nov 12, 2024

### 3rd-Down Conversions

Date	Opponent	Score	Overall	1st Qtr	2nd Qtr	3rd Qtr	4th Qtr	Overtime
08/31/2024	at Louisiana	L 10-40	4-11 36.4	0-2 0.0	3-5 60.0	1-2 50.0	0-2 0.0	1-1 100.0
09/07/2024	Tuskegee	W 37-20	4-12 33.3	1-3 33.3	2-3 66.7	1-4 25.0	0-2 0.0	1-1 100.0
09/14/2024	at East Texas A&M	Wot1 35-28	4-15 26.7	1-6 16.7	1-3 33.3	1-3 33.3	0-2 0.0	0-0 0.0
09/21/2024	Jackson St.	W 41-20	4-14 28.6	3-3 100.0	0-4 0.0	1-4 25.0	0-3 0.0	0-0 0.0
09/28/2024	vs Prairie View	Lot5 34-36	7-19 36.8	2-4 50.0	2-5 40.0	1-3 33.3	1-5 20.0	0-0 0.0
10/12/2024	Alcorn	L 15-17	7-18 38.9	1-4 25.0	2-5 40.0	3-6 50.0	1-3 33.3	0-0 0.0
10/19/2024	Ark.-Pine Bluff	W 31-21	5-13 38.5	1-3 33.3	1-4 25.0	3-4 75.0	0-2 0.0	0-0 0.0
10/26/2024	at Texas Southern	L 17-24	3-11 27.3	0-2 0.0	1-4 25.0	1-3 33.3	1-2 50.0	0-0 0.0
11/02/2024	at Bethune-Cookman	L 21-24	2-12 16.7	0-1 0.0	0-3 0.0	0-2 0.0	2-6 33.3	0-0 0.0
11/09/2024	Alabama St.	W 24-23	4-13 30.8	0-3 0.0	1-3 33.3	1-3 33.3	2-4 50.0	0-0 0.0
<b>Grambling</b>			<b>44-138 31.9</b>	<b>9-31 29.0</b>	<b>13-39 33.3</b>	<b>13-34 38.2</b>	<b>7-31 22.6</b>	<b>2-2 100.0</b>
<b>Opponents</b>			<b>51-138 37.0</b>	<b>13-36 36.1</b>	<b>16-39 41.0</b>	<b>9-25 36.0</b>	<b>12-36 33.3</b>	<b>1-1 100.0</b>

### 4th-Down Conversions

Date	Opponent	Score	Overall	1st Qtr	2nd Qtr	3rd Qtr	4th Qtr	Overtime
08/31/2024	at Louisiana	L 10-40	0-0 0.0	0-0 0.0	0-0 0.0	0-0 0.0	0-0 0.0	0-0 0.0
09/07/2024	Tuskegee	W 37-20	0-0 0.0	0-0 0.0	0-0 0.0	0-0 0.0	0-0 0.0	0-0 0.0
09/14/2024	at East Texas A&M	Wot1 35-28	0-0 0.0	0-0 0.0	0-0 0.0	0-0 0.0	0-0 0.0	0-0 0.0
09/21/2024	Jackson St.	W 41-20	0-0 0.0	0-0 0.0	0-0 0.0	0-0 0.0	0-0 0.0	0-0 0.0
09/28/2024	vs Prairie View	Lot5 34-36	1-2 50.0	0-1 0.0	0-0 0.0	0-0 0.0	1-1 100.0	0-0 0.0
10/12/2024	Alcorn	L 15-17	1-2 50.0	0-1 0.0	0-0 0.0	1-1 100.0	0-0 0.0	0-0 0.0
10/19/2024	Ark.-Pine Bluff	W 31-21	1-1 100.0	0-0 0.0	0-0 0.0	1-1 100.0	0-0 0.0	0-0 0.0
10/26/2024	at Texas Southern	L 17-24	0-0 0.0	0-0 0.0	0-0 0.0	0-0 0.0	0-0 0.0	0-0 0.0
11/02/2024	at Bethune-Cookman	L 21-24	0-4 0.0	0-0 0.0	0-1 0.0	0-1 0.0	0-2 0.0	0-0 0.0
11/09/2024	Alabama St.	W 24-23	1-1 100.0	0-0 0.0	0-0 0.0	0-0 0.0	1-1 100.0	0-0 0.0
<b>Grambling</b>			<b>4-10 40.0</b>	<b>0-2 0.0</b>	<b>0-1 0.0</b>	<b>2-3 66.7</b>	<b>2-4 50.0</b>	<b>0-0 0.0</b>
<b>Opponents</b>			<b>4-13 30.8</b>	<b>1-3 33.3</b>	<b>2-4 50.0</b>	<b>1-1 100.0</b>	<b>0-5 0.0</b>	<b>0-0 0.0</b>

### Time of Possession

Date	Opponent	Score	Overall	1st Qtr	2nd Qtr	3rd Qtr	4th Qtr	Overtime
08/31/2024	at Louisiana	L 10-40	25:42	06:16	09:22	05:56	04:08	00:00
09/07/2024	Tuskegee	W 37-20	29:35	07:46	07:30	08:17	06:02	00:00
09/14/2024	at East Texas A&M	Wot1 35-28	25:45	08:41	03:42	04:07	09:15	00:00
09/21/2024	Jackson St.	W 41-20	34:48	07:04	08:25	08:39	10:40	00:00
09/28/2024	vs Prairie View	Lot5 34-36	31:00	04:47	13:35	05:05	07:33	00:00
10/12/2024	Alcorn	L 15-17	32:59	09:09	08:43	08:49	06:18	00:00
10/19/2024	Ark.-Pine Bluff	W 31-21	22:41	04:22	03:43	07:53	06:43	00:00
10/26/2024	at Texas Southern	L 17-24	31:52	05:42	07:47	11:24	06:59	00:00
11/02/2024	at Bethune-Cookman	L 21-24	29:21	05:35	07:24	07:14	09:08	00:00
11/09/2024	Alabama St.	W 24-23	32:52	05:19	07:35	06:39	13:19	00:00
<b>Grambling</b>			<b>Total 296:35</b>	<b>64:41</b>	<b>77:46</b>	<b>74:03</b>	<b>80:05</b>	<b>00:00</b>
			<b>Avg. 29:39</b>	<b>06:28</b>	<b>07:47</b>	<b>07:24</b>	<b>08:00</b>	<b>00:00</b>
<b>Opponents</b>			<b>Total 300:00</b>	<b>64:40</b>	<b>89:28</b>	<b>60:29</b>	<b>85:23</b>	<b>00:00</b>
			<b>Avg. 30:00</b>	<b>06:28</b>	<b>08:57</b>	<b>06:03</b>	<b>08:32</b>	<b>00:00</b>





**2024-25 Grambling Football**  
**Games Played**  
**All games**

Page 1/2  
as of Nov 12, 2024

##	Player	GP-GS	LA	TU	TAMC	JSU	PVAM	Alcorn	UAPB	TSU	BCU	ALST
0	Tre Bradford	10/1	START	XXX	XXX	XXX	XXX	XXX	XXX	XXX	XXX	XXX
0	Quintin Talley	2/1	XXX	START	...	...	...	...	...	...	...	...
1	Blake Davis	10/9	START	START	START	START	START	START	START	XXX	START	START
1	JR Waters	10/0	XXX	XXX	XXX	XXX	XXX	XXX	XXX	XXX	XXX	XXX
2	Jalen Johnson	10/10	START	START	START	START	START	START	START	START	START	START
2	Kevin Thomas	3/1	XXX	START	XXX	...	...	...	...	...	...	...
3	Markel Linzer	6/1	XXX	XXX	START	XXX	XXX	...	...	...	...	XXX
3	Jacoby Bellazar	9/8	START	START	START	START	START	START	START	...	XXX	START
4	Bryce Cage	10/9	START	START	XXX	START	START	START	START	START	START	START
4	Patrick Williams II	4/1	...	XXX	START	...	XXX	...	...	...	XXX	...
5	Calvin Henderson	10/7	XXX	START	XXX	START	XXX	START	START	START	START	START
5	Deljay Bailey	5/2	...	XXX	XXX	...	...	...	...	XXX	START	START
6	Andrew Jones	10/8	XXX	START	START	START	XXX	START	START	START	START	START
6	Tony Phillips	5/0	...	XXX	XXX	XXX	XXX	...	...	...	...	XXX
7	Myles Crawley	8/8	START	START	START	START	START	START	START	START	...	...
7	David Jones	10/8	START	XXX	XXX	START	START	START	START	START	START	START
8	Osiris Smith	6/1	START	XXX	XXX	XXX	...	...	XXX	...	XXX	...
8	Javon Robinson	10/5	START	XXX	START	XXX	START	XXX	XXX	START	START	XXX
9	Ke'Travion Hargrove	10/9	START	START	START	START	START	START	START	START	XXX	START
9	Jon Horton	8/0	XXX	XXX	XXX	XXX	XXX	...	XXX	XXX	XXX	...
10	Khristopher Simmons	6/0	XXX	XXX	XXX	...	XXX	XXX	...	XXX	...	...
10	Caleb Lee-Collins	10/4	XXX	XXX	XXX	START	START	START	START	XXX	XXX	XXX
11	Nae'Saan Dickerson	5/0	XXX	XXX	XXX	...	...	XXX	...	XXX	...	...
11	Nick Turner	9/3	XXX	XXX	START	XXX	XXX	...	XXX	XXX	START	START
13	Isaac Washington	10/10	START	START	START	START	START	START	START	START	START	START
13	Tydre Malone	1/0	...	...	...	...	...	...	...	...	...	XXX
14	Duece Jones	5/1	...	START	XXX	...	...	...	...	XXX	XXX	XXX
14	Jordan Bride	0/0	...	...	...	...	...	...	...	...	...	...
15	Ashton Frye	3/0	...	XXX	...	...	...	...	XXX	XXX	...	...
15	Patrick Marshall	10/9	START	START	START	START	START	START	START	XXX	START	START
16	Louis Foster	1/0	...	...	...	XXX	...	...	...	...	...	...
16	Tyrone Wilson	0/0	...	...	...	...	...	...	...	...	...	...
17	Eric Randall III	4/0	...	XXX	XXX	...	...	XXX	XXX	...	...	...
17	Tylon Williams	10/1	XXX	XXX	XXX	XXX	XXX	XXX	XXX	START	XXX	XXX
18	Covadis Knighten	9/1	XXX	XXX	START	XXX	XXX	XXX	XXX	XXX	XXX	...
18	Devin Williams	3/1	...	...	XXX	...	...	...	...	START	XXX	...
19	Julien Lewis	7/0	XXX	XXX	XXX	XXX	XXX	XXX	...	...	...	XXX
19	Jalen Guillard	1/0	...	XXX	...	...	...	...	...	...	...	...
20	Barron Miles Jr.	0/0	...	...	...	...	...	...	...	...	...	...
21	Jamal Jordan	8/0	...	XXX	XXX	XXX	XXX	XXX	XXX	...	XXX	XXX
23	Keilon Elder	8/0	XXX	XXX	XXX	...	XXX	...	XXX	XXX	XXX	XXX
24	Dedrick Talbert	9/1	XXX	XXX	XXX	...	XXX	XXX	XXX	XXX	START	XXX
25	Jaden Handy	3/0	XXX	XXX	XXX	...	...	...	...	...	...	...
26	Cisco Caston	8/2	START	...	XXX	XXX	START	XXX	XXX	XXX	XXX	...
27	Jay'Shaun Johnson	3/0	...	XXX	XXX	XXX	...	...	...	...	...	...
28	Marquis Harris	10/1	XXX	XXX	XXX	XXX	XXX	XXX	XXX	START	XXX	XXX
29	Christen Williams	7/0	XXX	XXX	XXX	XXX	...	XXX	XXX	...	XXX	...
30	Brenden Barley	9/4	XXX	START	START	XXX	START	XXX	XXX	START	XXX	...
31	Andrew Crews	0/0	...	...	...	...	...	...	...	...	...	...
32	Jeremiah Batiste	1/0	...	...	XXX	...	...	...	...	...	...	...
33	Ken Pierre-Charles	7/0	XXX	XXX	XXX	...	...	XXX	XXX	...	XXX	XXX
34	Julian Payne	0/0	...	...	...	...	...	...	...	...	...	...
35	Tramon Douglas	1/0	XXX	...	...	...	...	...	...	...	...	...
36	Kimani Mugo	7/0	XXX	XXX	XXX	...	XXX	XXX	XXX	...	XXX	...
37	Tra'Jon Freeman	0/0	...	...	...	...	...	...	...	...	...	...
38	Xhane Williams	0/0	...	...	...	...	...	...	...	...	...	...
40	Ashton Raymond	2/0	...	XXX	...	...	...	...	...	...	...	XXX
41	Jakobe Jackson	0/0	...	...	...	...	...	...	...	...	...	...
42	Josh Darling	10/6	START	XXX	XXX	START	XXX	START	START	XXX	START	START
43	Marcellius Johnson	8/1	XXX	XXX	XXX	...	START	XXX	XXX	XXX	...	XXX





**2024-25 Grambling Football**  
**Games Played**  
**All games**

Page 2/2  
as of Nov 12, 2024

##	Player	GP-GS	LA	TU	TAMC	JSU	PVAM	Alcorn	UAPB	TSU	BCU	ALST
44	Micheal Garner	4/0	XXX	XXX	XXX	...	...	...	XXX	...	...	...
45	Ricky Frazier	3/0	XXX	...	...	...	XXX	...	...	XXX	...	...
46	Kyran McConnell	0/0	...	...	...	...	...	...	...	...	...	...
47	Payton Hoff	9/0	XXX	XXX	XXX	XXX	XXX	XXX	...	XXX	XXX	XXX
48	Jordan McWain	4/0	...	...	...	...	XXX	...	XXX	XXX	XXX	...
49	Braye Therence	1/0	...	...	...	...	...	XXX	...	...	...	...
50	Tahj Martin	10/10	START	START	START	START	START	START	START	START	START	START
51	Javorius Sherrod	0/0	...	...	...	...	...	...	...	...	...	...
52	Erron Bean	3/0	...	XXX	XXX	...	XXX	...	...	...	...	...
53	Quentin Ross	9/9	START	START	START	START	START	START	START	...	START	START
54	Greg Rivera	1/0	XXX	...	...	...	...	...	...	...	...	...
55	Geor'terrius Spivey	3/0	XXX	...	...	...	...	...	...	XXX	...	XXX
56	Mark Blount	0/0	...	...	...	...	...	...	...	...	...	...
58	Noah Ratliff	1/0	...	...	...	...	...	...	...	XXX	...	...
59	Touray Green	0/0	...	...	...	...	...	...	...	...	...	...
60	Gerald Wells	4/1	START	...	XXX	...	XXX	XXX	...	...	...	...
63	Alexander Vigil	6/1	...	XXX	XXX	...	XXX	XXX	...	START	XXX	...
64	Darius Meeks	9/8	...	START	XXX	START	START	START	START	START	START	START
68	Jalil Henry	0/0	...	...	...	...	...	...	...	...	...	...
69	Ja'Cori Gilmore	0/0	...	...	...	...	...	...	...	...	...	...
70	Marques Mayo	10/9	START	START	START	START	START	START	START	XXX	START	START
71	Micah Williams	2/0	...	XXX	XXX	...	...	...	...	...	...	...
72	J'cobe Scott	10/8	START	XXX	XXX	START	START	START	START	START	START	START
73	Frank Moss	3/0	...	XXX	XXX	...	...	...	XXX	...	...	...
75	Kobe Williams	10/10	START	START	START	START	START	START	START	START	START	START
76	Orion Duplessis	1/0	...	...	XXX	...	...	...	...	...	...	...
77	Keegan Moton	0/0	...	...	...	...	...	...	...	...	...	...
78	Armond Owens	5/1	...	...	XXX	...	XXX	XXX	XXX	START	...	...
80	Nigel Lanier	5/0	...	XXX	XXX	...	XXX	...	...	XXX	XXX	...
80	Ronnie Hill	0/0	...	...	...	...	...	...	...	...	...	...
81	Nathan Roberts	0/0	...	...	...	...	...	...	...	...	...	...
82	Joshua Johnson	2/0	...	XXX	XXX	...	...	...	...	...	...	...
83	Joel Williams	9/1	XXX	...	XXX	XXX	XXX	XXX	XXX	START	XXX	XXX
84	Keith Jones	0/0	...	...	...	...	...	...	...	...	...	...
85	Tony Forrest	9/6	XXX	START	XXX	START	XXX	START	START	...	START	START
86	Charles Bernard	1/0	...	XXX	...	...	...	...	...	...	...	...
87	Andrew Frazier	2/0	...	XXX	...	...	...	...	...	XXX	...	...
88	Nicholas Howard	10/10	START	START	START	START	START	START	START	START	START	START
89	Julien Price	1/0	...	...	...	...	...	XXX	...	...	...	...
90	Theodore Caballero	0/0	...	...	...	...	...	...	...	...	...	...
91	Jaydon Scott	2/0	...	...	...	XXX	...	...	...	...	...	XXX
92	Kilas Francis	7/1	XXX	XXX	START	...	XXX	...	XXX	XXX	XXX	...
93	James Eaglin III	4/0	...	XXX	XXX	...	XXX	...	...	XXX	...	...
94	Jalen Rudolph	8/1	XXX	XXX	START	XXX	...	XXX	...	XXX	XXX	XXX
95	Johnny Schifano	10/0	XXX	XXX	XXX	XXX	XXX	XXX	XXX	XXX	XXX	XXX
96	Reed Harradine	10/0	XXX	XXX	XXX	XXX	XXX	XXX	XXX	XXX	XXX	XXX
97	Chris Scott	1/0	...	...	XXX	...	...	...	...	...	...	...
98	Jaden Hardy	10/10	START	START	START	START	START	START	START	START	START	START
99	Noah Nelson	5/0	XXX	XXX	XXX	...	...	XXX	...	XXX	...	...