

BAMA STATE

2024 FOOTBALL GAME NOTES

1991 • 2004 • 2010 SWAC CHAMPIONS | 1991 HBCU NATIONAL CHAMPIONS

GAME 7
OCTOBER 26, 2024 • 2:30 PM (CT)
BIRMINGHAM, ALA. | LEGION FIELD

» GAME DAY INFORMATION

Location Birmingham, Ala.
Kickoff 2:32 PM (CT)
Site Legion Field
Capacity 71,594
Surface Turf

» INSIDE THE SERIES

Meeting 88th | 83rd MCC
Series Record AAMU leads 42-42-3 | **MCC:** AAMU 43-36-3
Last Meeting 10.29.2022
Location Birmingham, Ala.
Result Alabama State 31 | Alabama A&M 16

» GET SOCIAL!

Official Twitter Account @BamaStateSports
Football Twitter Accounts @BamaStateFB
@erob50
Instagram Account @BamaStateSports
Facebook Account Facebook.com/BamaStateSports
Hashtags #SWARMAS1 | #IAMSAC

» HORNETS ON THE AIR

Radio ASU Sports Network
STATIONS: WVAS 90.7 (CAMPUS)
94.1 FM & 102.7 FM & 950 AM Montgomery
95.7 Greenville | 96.7 Pine Hill/Selma
106.3 Troy | 920 AM Luverne
Online (OS | Android) BamaStateSports.com | WVASFM.org
Flagship Station WVAS | ASU Campus
Play-by-Play Graham Dunn (3rd season)
Analyst Fred Singleton (3rd season)
Analyst Reggie Barlow (2nd season)

» TELEVISION

NETWORK ESPN
Play-by-Play Jay Walker
Analyst Tiffany Green



SCHEDULE & RESULTS



N. CAROLINA
CENTRAL
9.1 | L, 31-24



MILES
COLLEGE
9.7 | W, 24-3



@ SAMFORD
UNIVERSITY
9.14 | L, 12-7



@ BETHUNE-
COOKMAN
9.28 | W, 26-21



FLORIDA
A&M
10.5 | L, 28-13
HOMECOMING



MISSISSIPPI
VALLEY STATE
10.12 | W, 54-17



ALABAMA
A&M
10.26 | 2:30 PM



ALCORN
STATE
11.2 | 4 PM



@ GRAMBLING
STATE
11.9 | 2 PM



JACKSON
STATE
11.16 | 2 PM
ALABAMA STATE
HALL OF FAME
WEEKEND



PRAIRIE VIEW
A&M
11.23 | 2 PM



TUSKEGEE
UNIVERSITY
11.28 | 1 PM



SWAC FOOTBALL
CHAMPIONSHIP
12.7 | 1 PM



CELEBRATION
BOWL
12.14 | 11 AM
MERCEDES BENZ
STADIUM
ATLANTA, GA.



ARELIIOUS DUNN

HORNETS

3-3
OVERALL

2-1
SWAC

--
RANKINGS

EDDIE ROBINSON JR
HEAD COACH | 3RD @ ALASU | 3RD OVERALL

16-12
@ALASU

16-12
CAREER



ALABAMA A&M
VS
ALABAMA STATE

Oct. 28, 2023 | 2:32 PM

LEGION FIELD
BIRMINGHAM, ALABAMA



BULLDOGS

3-3
OVERALL

1-1
SWAC

--
RANKINGS

CONNELL MAYNOR
HEAD COACH | 7th @ AAMU | 15th OVERALL

39-30
@ AAMU

104-61
CAREER



HORNETS AND AAMU CLASH IN THE 83RD MAGIC CITY CLASSIC

- **KICKOFF:** Alabama State University and Alabama A&M University battle in the 83rd Magic City Classic at historic Legion Field in Birmingham, Ala. The game will kickoff at 2:32 p.m. (CT) on the **ESPN**. Fans can listen on the Hornets Radio Network on **WVAS FM 90.7** (Montgomery, Ala.) and online at **wvasfm.org**.
- **SETTING THE STAGE:** Alabama State is 3-3 and 2-1 in the SWAC following a 54-17 home win over Mississippi Valley State. The Bulldogs enter the week 3-3 overall and 1-1 in the SWAC after beating Bethune-Cookman 56-12 at home. Alabama State and Alabama A&M had bye weeks prior to the Magic City Classic showdown.
- **ABOUT THE MCC:** Alabama A&M and Alabama State are the two largest historically black universities in the state. **The Magic City Classic** is played at Legion Field in Birmingham, Ala. (nicknamed the "Old Grey Lady"). The classic has become one of the highest attended Division I FCS games in the nation and the largest event in Birmingham, carrying a nearly \$25 million economic impact. The stadium attendance averages over 60,000-plus annually. The first game was played in 1924. It has been an uninterrupted annual tradition since 1945 and has been played at Legion Field since 1940. The classic is the largest HBCU event in the nation attracting nearly 200,000 participants.
- **KEY NOTE:** Quarterback **Kareem Keye** walked on to Alabama State after reshirting as a receiver at Point University in West Point, Ga. The Hornets lost quarterbacks **Andrew Body** (Shoulder), **Jonah O'Brien** (Concussion), and **James Hayes** (Knee) to injury through the first two games, cutting the quarterback room down to two. Keye moved from receiver to quarterback after the Miles game and saw his first action against No. 22 FAMU on Oct. 5. Last week, Keye replaced **Zach Sims** in the first quarter against MVSU, helping the Hornets erase a 14-0 deficit by outscoring MVSU 54-3, resulting in a 54-17 win. Keye finished the game 14-of-21 (66 percent) for 326 yards with four touchdowns and no interceptions. The Adamsville, Ala., native last played quarterback at Minor High near Birmingham, Ala., completing 167-of-279 (59.9) for 2,248 yards and 24 touchdowns as a senior in 2022.
- **LOOKING BACK AS LAST WEEK:** Alabama State overcame an early 14-point deficit by outscoring MVSU 54-3 over the final three quarters in a 54-17 win last week. The 54 points were the most points scored under Head Coach Eddie Robinson Jr., and the most points since scoring 53 against Miles in the Turkey Day Classic in 2016. The 34 first half points were the most points in a half under Robinson and the most in a half since 2019. The Hornet defense registered four sacks and 12 tackles for loss in the contest.
- **INSIDE THE SERIES:** Alabama State and Alabama A&M meet for **88th** overall meeting and the **83rd** time in the Magic City Classic. The Bulldogs lead the overall series 44-41-3 and 43-36-3 in all-time MCC match ups. In the previous 87 meetings, 48 games have been one-score games and 26 games have been decided by five points or less with AAMU holding a 15-10-2 mark in

» QUICK FACTS

Location	Montgomery, Ala.
Founded	1887
Enrollment	3,614
Nickname	Hornets
Colors	Black and Old Gold
Conference	Southwestern Athletic (SWAC)
Affiliation	NCAA FCS
President	Dr. Quinton T. Ross, Jr
VP and Director of Intercollegiate Athletics	Dr. Jason Cable
Deputy Athletic Director	Cyrus Russ
Sr. Associate AD/Chief of Staff/SWAC	Dr. Genese Lavalais
Associate AD Compliance	Stephanie Thompson
Sr./ Associate AD Development	Keith McCluney
Faculty Athletic Representative	Dr. Carmela Drake
Athletic Department Phone	(334) 229-4507
Website	BamaStateSports.com

» STADIUM INFORMATION

Home Field	ASU Football Stadium
Opened	2012
Capacity	26,500
Surface	Field Turf Vertex Core
Record at ASU Football Stadium	32-19

» HISTORY

First Year of Football	1901
All-Time Record	491-406-23
SWAC Championships	2 1991, 2004
SWAC Championship Game Appearances Last Appearance	4 2010
HBCU National Championships	1 1991

» TEAM INFORMATION

2023 Final Record	7-4 5-3 SWAC 2nd East Division
Final National Ranking	n/a
Basic Offense	RPO Spread
Basic Defense	4-2-5
Starters Returning/Lost	11/14
Offense	5/6
Defense	6/5
Specialty	2/1

» STRATEGIC COMMUNICATIONS

Associate AD for Strategic Communications Football	Fred Singleton
E-Mail: fsingleton@alasu.edu Office: (334) 229-2601 Cell: (334) 4518598	
Associate AD - Creative Content & Social Media Secondary Football	Dennis Driscoll
E-Mail: ddriscoll@alasu.edu Office: (334) 229-2601 Cell: (575) 942-1201	
Coordinator Strategic Communications Football Interviews	Khalil Stewart
E-Mail: khstewart@alasu.edu Office: (334) 229-2601 Cell: (205) 400 6525	

» COACHING STAFF

Head Coach	Eddie Robinson Jr.
Alma Mater/Year	Alabama State 1992
Record at ASU/SWAC Record/Years	16-12 11-8 SWAC 3rd Year
Career Collegiate Record	16-12 3rd Year
Football Office Phone	(334) 229-4444
Best Time To Reach	Contact Strategic Communications

» ASSISTANT COACHES (YEAR) (ALMA MATA)

James Williams (3rd) (Texas Southern)	Associate Head Coach CB NFL Liason
Chris Barnette (1st) (Guilford College, 2007)	Offensive Coordinator QB
Ryan Lewis, Sr. (3rd) (Bethune-Cookman)	Defensive Coordinator LB
Billy Gresham (7th) (Alabama State)	Special Teams Coordinator OLB
Chris Browne (Southern, 2012)	Assistant Coach OL
Jonathan Carr (1st) (Alabama State, 2008)	Assistant Coach OT/TE
Todd Middleton (1st) (Wake Forrest)	Assistant Coach DL
Juwan Lewis (2nd) (Eastern Michigan/Ferris State)	Assistant Coach RB
Will Glover (1st) (Clayton State, 2009)	Assistant Coach WR
Ronnie Scott (1st) (Mid American Nazarene)	Assistant Coach Safeties
Derrick Brown (3rd)	Quality Control Defense
Anthony Davis (2nd)	Quality Control Offense Asst. Receivers
Dahon Mixon (2nd)	Graduate Assistant Defense
Asad Muhammad (3rd)	Student Assistant Offense
John Pasley (3rd)	Student Assistant Offense
Josh Alexander (2nd)	Student Assistant Defense

» SUPPORT STAFF

Terry Sims	Director of Football Operations
Jamie McQueen	Assistant Athletic Trainer (Football)
Terry Thompson	Assistant AD for Sports Performance
Fred Franklin	Football Equipment Manager
Omar Turner	Director of Football Video Services
Dejerrod Jones	Director of Player Personnel
Jimele Hill	Football Administration Coordinator
Jonathan Givens	Athletics Chaplain
Joel "Peter Rabbit" Malone	Special Assistant to the Head Coach
Gabby Spencer	Office Assistant for On Campus Recruiting

» ALABAMA STATE MEDIA POLICIES

POSTGAME INTERVIEWS: Head coach Eddie Robinson Jr. and selected student-athletes will be available to the media following all home games, and road games upon request. Requests for additional coaches or student-athletes not selected may be directed to **Dennis Driscoll** or **Fred Singleton** by the middle of the fourth quarter.

GAME NOTES: Game notes for all games on **BamaStateSports.com**.

CREDENTIALS: Credentials for covering Alabama State's 2024 football season, can be obtained by following the credential requests guidelines on **BamaStateSports.com**.

DISTRIBUTION LIST: To be added to the Alabama State Athletics media distribution list, email send your media outlet and email addresses to Associate AD for Athletic Strategic Communications, Fred Singleton. Media can request a PDF of the final book to emailed or the XML of the game stats can be accessed at BamaStateSports.com.

WEEKLY SCHEDULE

SUNDAY	MONDAY	TUESDAY	WEDNESDAY	THURSDAY	FRIDAY	SATURDAY
PRACTICE	PRACTICE OFF DAY	PRACTICE 6:30 - 8:30 am 8:30 AM PRESSER	PRACTICE 6:30 - 8:30 AM NOON MCC PRESSER BIRMINGHAM, AL	PRACTICE 6:30 - 8:30 AM	WALK THROUGH MCC LUNCHEON WALK THROUGH LEGION FIELD	GAME DAY vs. AAMU LEGION FIELD 2:30 pm
20	21	22	23	24	25	26

2024 SOUTHWESTERN ATHLETIC CONFERENCE FOOTBALL STANDINGS

EAST DIVISION

SCHOOL	SWAC	PCT.	OVERALL	PCT	STK
Jackson State	3-0	1.000	5-2	.714	W3
Alabama State	2-1	.667	3-3	.500	W1
Florida A&M	1-1	.500	3-3	.500	L1
Alabama A&M	1-1	.500	3-3	.500	W1
Bethune-Cookman	1-2	.333	1-6	.143	W1
Mississippi Valley St.	0-3	.000	0-7	.000	L7

WEST DIVISION

SCHOOL	SWAC	PCT	OVERALL	PCT	STK
Southern	3-0	1.000	4-3	.571	W2
Alcorn State	3-1	.750	4-4	.500	L1
Grambling State	1-2	.333	4-3	.571	W1
Texas Southern	1-2	.333	2-4	.333	L1
rkansas-Pine Bluff	1-2	.333	2-5	.286	L1
Prairie View A&M	1-3	.250	2-5	.286	L2



2024 SWAC PRESEASON POLLS

SWAC EAST DIVISION	PTS (1ST VOTES)
Alabama State	114 points (11)
Florida A&M	104 points (6)
Jackson State	87 points (2)
Alabama A&M	76 points (4)
Bethune-Cookman	47 points
Mississippi Valley State	31 points (1)

SWAC WEST DIVISION	PTS (1ST VOTES)
Alcorn State	112 points (11)
Prairie View A&M	104 points (8)
Grambling State	72 points (4)
Southern	70 points (1)
Arkansas-Pine Bluff	61 points
Texas Southern	40 points

All-SWAC First Team Defense

Offensive Lineman Arelious Dunn, Alabama State

All-SWAC First Team Offense

Defensive Lineman Tregwan Thomas, Alabama State

Linebacker Rico Dozier, Alabama State

Linebacker Demarkus Cunningham, Alabama State

Defensive Back James Burgess, Alabama State

All-SWAC First Team Special Teams

Return Specialist Robert McMinn, Alabama State

All-SWAC Second Team Offense

Running Back Marcus Harris, Alabama State

All-SWAC Second Team Defense

Defensive Back Amon Scarbrough, Alabama State

2024 SWAC Football Preseason Team

Preseason Offensive Player of the Year

Myles Crawley (QB), Grambling State

Preseason Defensive Player of the Year

Ckelby Givens (DL), Southern

SWAC OFFENSIVE PLAYER OF THE WEEK

WEEK 1	Daniel Richardson, Florida A&M
WEEK 2	Myles Crawley, Grambling State
WEEK 3	Mekhi Hagens, Arkansas-Pine Bluff
WEEK 4	Cam'Ron Ransom, Bethune-Cookman
WEEK 5	Jacobian Morgan, Jackson State
WEEK 6	Jacobian Morgan Jackson State
WEEK 7	Xavier Lankford, Alabama A&M Kareem Keye, Alabama State
WEEK 8	
WEEK 9	
WEEK 10	
WEEK 11	
WEEK 12	

SWAC DEFENSIVE PLAYER OF THE WEEK

WEEK 1	Michael Oppong, Florida A&M
WEEK 2	Tregwan Thomas, Alabama State
WEEK 3	Andrew Jone, Grambling State
WEEK 4	Brenden Barley, Grambling State
WEEK 5	Jacorian Sewell, Alcorn State
WEEK 6	Tru Thompson, Jackson State
WEEK 7	Stemarion Edwards, Alcorn State
WEEK 8	Guillermo Garcia-Rodriguez, Prairie View A&M
WEEK 9	
WEEK 10	
WEEK 11	
WEEK 12	

SWAC SPECIALIST OF THE WEEK

WEEK 1	AJ Gates, Alabama State
WEEK 2	Joshua Griffin, Southern
WEEK 3	Darnell Deas, Bethune-Cookman
WEEK 4	Cameron Gillis, Florida A&M
WEEK 5	Brandon Gilliam, Alabama State
WEEK 6	Travis Terrell Jr., Jackson State
WEEK 7	Guillermo Garcia-Rodriguez, Prairie View A&M
WEEK 8	
WEEK 9	
WEEK 10	
WEEK 11	
WEEK 12	

SWAC NEWCOMER OF THE WEEK

WEEK 1	Danny Green Jr., Texas Southern
WEEK 2	Cam'Ron McCoy, Jackson State
WEEK 3	Xzavier Vaughn Alcorn State
WEEK 4	Quintell Quinn, Texas Southern
WEEK 5	Travis Terrell Jr., Jackson State
WEEK 6	JaVonnie Gibson, Arkansas-Pine Bluff
WEEK 7	JaVonnie Gibson, Arkansas-Pine Bluff
WEEK 8	
WEEK 9	
WEEK 10	
WEEK 11	
WEEK 12	

FCS POLLS
FCS COACHES POLL

#	SCHOOL (1ST VOTES)	RECORD	PTS.	PREV
1	North Dakota St. (24)	7-1	648	2
2	Montana St. (2)	8-0	614	3
3	South Dakota St.	5-2	590	1
4	South Dakota	6-1	581	4
5	UC Davis	7-1	542	6
6	Southeast Missouri St.	7-1	502	8
7	North Dakota	5-2	476	10
8	Tarleton St.	6-1	472	9
9	Montana	5-2	409	11
10	Central Arkansas	5-2	366	12
11	UIW	5-2	350	13
12	Idaho	5-3	327	14
13	Richmond	5-2	308	15
14	Villanova	5-2	301	5
15	William & Mary	5-2	285	16
16	Rhode Island	6-1	262	17
17	Mercer	6-1	261	7
18	Missouri St.	5-2	201	20
19	Abilene Christian	5-3	192	21t
20	Illinois St.	5-3	147	23
21	North Carolina Central	5-2	131	21
22	Dartmouth	5-0	110	24
23	Jackson St.	5-2	82	25
24	Stony Brook	5-2	49	NR
25	Chattanooga	4-3	40	NR

Receiving Votes: Duquesne, 37; New Hampshire, 22; East Tennessee St., 18; UT Martin, 18; Western Carolina, 18; Florida A&M, 15; Monmouth (N.J.), 15; Tennessee St., 13; Sacramento St., 10; Harvard, 8; Drake, 7; Columbia, 5; Lafayette, 4; Robert Morris, 4; Lamar, 3; Butler, 2; Northern Arizona, 2; Samford, 2; Southeastern Louisiana, 1.

STATS PERFORM FCS TOP 25

#	SCHOOL (1ST VOTES)	RECORD	PTS.	PREV
1.	North Dakota State	7-1,		2
2.	Montana State	8-0,	1,351	3
3.	South Dakota St.	5-2	1,286	1
4.	South Dakota	6-1	1,237	4
5.	UC Davis	7-1,	1,172	6
6.	Southeast Missouri	7-1	1,074	8
7.	North Dakota	5-2,	1,006	9
8.	Tarleton State	6-1	929	10
9.	Montana	5-2	854	11
10.	UIW	5-2, 2-0	826	14
11.	Idaho	5-3	809	13
12.	Central Arkansas	5-2	785	12
13.	Villanova	5-2	736	5
14.	Mercer	6-1	708	7
15.	Rhode Island	6-1	637	16
16.	William & Mary	5-2	558	15
17.	Abilene Christian	5-3	518	17
18.	Richmond	5-2	512	18
19.	Chattanooga	4-3	395	19
20.	North Carolina Central	5-2	237	20
21.	Illinois State	(5-3	199	21
22.	Dartmouth	5-0	184	22
23.	ETSU	4-3	142	23
24.	Western Carolina	4-3	124	NR
25.	Tennessee State	6-2	103	NR

Receiving Votes: UT Martin (4-3, 2-1 Big South-OVC), 82; Stony Brook (5-2, 2-1 CAA), 69; Duquesne (4-2, 2-0 NEC), 39; Sacramento State (3-4, 1-2 Big Sky), 36; Harvard (4-1, 1-1 Ivy), 32; Monmouth (4-3, 2-1 CAA), 30; Jackson State (5-2, 3-0 SWAC), 29; Northern Arizona (4-4, 2-2 Big Sky), 28; Southeastern Louisiana (4-4, 3-0 Southland), 18; Drake (5-1, 4-0 Pioneer), 14; New Hampshire (4-3, 2-1 CAA), 12; Florida A&M (3-3, 1-1 SWAC), 6; Dayton (5-1, 3-0 Pioneer), 5; Samford (3-3, 2-1 SoCon), 5; Lamar (4-3, 1-1 Southland), 4; Maine (4-3, 2-2 CAA), 2



NEWS, NOTES & SIDEBARS

games decided by less than five points and 4-0 in games decided by one-point.

➔ **SWAC WEEKLY HONORS:** Quarterback **Kareem Keye** was named the SWAC's Offensive Player of the Week for the week ending Oct. 12, 2024. Keye came off the bench to toss four touchdown passes that erased a 14-0 deficit in a 54-17 win over Mississippi Valley State. The Adamsville, Ala., native completed 14-of-21 passes for 326 yards and no interceptions.

➔ **BIRMINGHAM CONNECTIONS:** Alabama State has 12 players from the Birmingham and surrounding areas. **Jalen Jones** (WR/Ramsay HS), **AJ Gates** (RB/Mountain Brook HS), **Amon Scarbrough** (DB/Pinson Valley HS), **Joshua Daniel** (OL/Minor HS), **DeMarkus Cunningham** (LB/Bessmer City HS), **Kareem Keye** (QB/Minor HS), **James Burgess** (DB/Center Point HS), **Zach Sims** (QB/Thompson HS), **Eric Tarrant** (ATH/Parker HS), **Nathan Nwagwu** (DB/McAdory HS), **Ashton Ashford** (RB/Ramsey HS), **Ethan Johnson** (LB/Shades Valley HS), **Josh Daniel** (OL/Minor HS). The 1991 renovations to Legion Field were completed and in August of that year, the press box was named for the all-time University of Alabama great **Fred Sington Sr.**, who is the grandfather of Alabama State Associate Athletic Director for Strategic Communications **Fred Sington III**.

➔ **MAKING STRIDES:** Alabama State was ranked outside the top 10 in the SWAC but has been making strides over the last three games. ASU is **2nd** in rushing (95.8), **5th** in scoring (24.7), **3rd** in passing yards per completing (15.2) and **7th** in total offense (317.2) in the SWAC.

➔ **PAVING THE WAY:** The offensive line has paved the way for three 200-yard rushing games against North Carolina Central, Florida A&M and Bethune-Cookman. The Hornets rushed for 308 yards against Bethune-Cookman. Alabama State has four individual 100-yard rushing performances, led by **Jamarie Hostclaw** three and **Duquon Kincey** with one. The offensive front showed its versatility by not giving up a sack in 21 pass attempts versus Mississippi Valley last week.

➔ **1000-YARD WATCH:** Freshman **Jamarie Hostclaw** needs 580 yards to become the first 1000-yard rusher since 2014 when Malcolm Cyrus rushed for 1,497 yards. Hostclaw leads the Hornets with 420 yards rushing on 64 attempts though six games. Hostclaw averages a league-best 6.6 yards per carry (**15th FCS**), ranks **4th** in rushing yards and **2nd** in rushing yards per game (70).

➔ **THE RED ZONE:** ASU is 15-of-18 in the **RED ZONE** this season, scoring seven touchdowns and making eight field goals. The 83.3 percentage ranks **2nd** in the SWAC (**50th FCS**). Defensively, the Hornets lead the SWAC and rank **24th** in FCS with a 73.3 defensive red zone percentage (11-of-15).

➔ **D-FENSE:** The **BLACK SWARM** defense ranks **1st** or **2nd** in the league in five statistical categories. The Hornets lead the SWAC in total defense (252.2/**4th FCS**), scoring (19.7/**4th FCS**), and rush defense (95.8/**8th FCS**) while ranking **2nd** in pass defense (156.3 yards per game/**10th FCS**) and 1st down defense (90/**14th FCS**). Additionally, ASU is 3rd in the conference in eight categories, including 3rd down defense (32.1), 4th down defense (28.6), fumbles recovered (6), interceptions (7), sacks (2.5), tackles for loss (6.8), turnovers gained (13/**13th FCS**), and turnover margin (.67).

➔ **BEHIND ENEMY LINES:** The Hornets have taken up residence in opposing teams backfields, ranking **3rd** in the SWAC in tackles for loss (6.8 per game) and sacks (2.5/game). ASU registered 12 tackles for loss and four sacks in last week's win over MVSU. **Treqwan Thomas** is the main culprit in enemy territory, leading the SWAC and FCS in sacks (1.3). Thomas also leads the SWAC and is 6th in the FCS in tackles for loss (1.8). **Rico Dozier** is **15th** in sacks (1.33/game)

➔ **TAKE AWAYS:** Alabama State owns a plus-4 in turnover margin gaining 13 turnovers (7 INT/6 Fumble) to 9 turnovers (5 INT/4 Fumbles). **Treqwan Thomas** leads the SWAC and FCS in fumbles forced (.67) while **Rico Dozier** ranks **3rd** in the SWAC (.33/10th FCS). **Stefon Young-Rolle** and **Keane Lewis** lead the SWAC and rank **3rd** in the nation with two fumble recoveries. **Damarkus Cunningham** and **Dwight Jacobs** are **6th** in the SWAC with one recovery each.

➔ **RESTRICTED AIR SPACE:** James Burgess is averaging 1.2 passes defended per game and has seven total passes defended (4 PBU/3 INT), ranking **2nd** in the SWAC. ASU ranks **2nd** and **10th** in the nation in pass defense, allowing 156.3 yards per game. The Hornets have 20 pass deflections and seven interceptions for a total of 27 passes defended.

➔ **YELLOW LAUNDRY:** Alabama State's ranks 2nd in fewest penalty yards (301) and penalty yards per game (50.2).

➔ **BLOCK PARTY:** Alabama State has blocked four punts (**1st SWAC/1st FCS**) and one field (**2nd SWAC**) goal this season, following two punt blocks against MVSU. **Maurice Lapiere** has blocked two punts and **Grant Degraffenried** blocked a punt against MVSU.

➔ **RETURN GAME:** Robert McMinn leads the SWAC and ranks **13th** in the country with 12.9 yards per punt return. AJ Gates Jr. has one kick return for a touchdown to lead the SWAC and rank **3rd** in FCS.

➔ **SPLITTING THE UPRIGHTS:** Since taking over the field goal duties against Samford University, **Brandon Gilliam** is averaging 1.3 field goals per game, **4th** in the SWAC. Gilliam is **16th** in points responsible for (34) and 8th in field goal percentage (61.5). Gilliam is 8-of-13, tying **Hunter Hanson** for the most field goals since 2021. The last time ASU made 10 or more field goals in a season was in 2021. ASU is on pace to equal or pass the 16 field goals made as a team in 2014. **Preston Clark** made 15-of-21 field goals that season.

➔ **HORNETS ON TV:** All 12 of Alabama State's 2024 football games be televised on either a linear or digital platform. Fans can catch Alabama State football **9** times on ESPN's linear and digital platforms. The Hornets open the 2024 season against North Carolina Central in the Orange Blossom Classic on Sunday, Sept. 1 at 2 p.m. (CT) on ESPN and will wrap up the season on ESPNU hosting Tuskegee University in 100th Turkey Day Classic on Thursday, Nov. 28 at 1 p.m. Games against Miles College (Sept 7), Florida A&M (Oct. 5), Alcorn State (Nov. 2), Jackson state (Nov. 16), and Prairie View A&M (Nov. 23) will stream on ESPN+ while the annual Magic City Classic against Alabama A&M will air on ESPN Network to be determined. HBCU GO TV will air the Hornets road tilt at Bethune-Cookman in Daytona Beach, Fla. and the home contest against Mississippi Valley State will be on the SWAC Digital Network.

➔ **OFF THE FIELD:** Alabama State University claimed the SWAC Academic Achievement Award while also leading the league with the highest percentage of student-athletes with a 3.0 GPA or higher. This is the fifth straight SWAC Academic Achievement Award for Alabama State and the third straight under the guidance of Vice President and Director of Intercollegiate Athletics **Dr. Jason Cable**. Alabama State had 249 student-athletes listed on the SWAC Commissioner's Honor Roll, which is comprised of student-athletes with a cumulative GPA of 3.0 or higher during the Fall 2023 and Spring 2024 semesters. The football team boasted a 3.01 team GPA in 2023-24 and was one of 17 sports have a 3.0 team GPA.

➔ **SWAC COMMISSIONERS CUP:** The Alabama State University Athletics Department claimed two-of-three Southwestern Athletic Conference 2023-24 all-sports awards winning the James Frank Commissioner's Cup and the Sadie Magee/Barbara Jacket Award for the second consecutive year. The Texas Southern University Athletics Department claimed the C.D. Henry Award to round out the list of institutional winners. Alabama State claimed the James Frank Commissioner's Cup for the second straight year and for the eighth time in the last 10 years. Alabama State totaled 154.8 total points followed by Jackson State (141.8 points) and Prairie View A&M (138.5). Alabama State also claimed the Sadie Magee/Barbara Jacket Award, finishing with 92.8 points in the women's final standings.

GAME 7: ALABAMA A&M UNIVERISTY

OCTOBER 26, 2024 | BIRMINGHAM, ALABAMA | LEGION FIELD | 83RD MAGIC CITY CLASSIC

OPPONENT NOTEBOOK: ALABAMA A&M

- This is **87th** meeting with **Alabama A&M** with the series tied 42-42-3 overall and 43-36-3 advantage in Magic City Classic games.
- AAMU is one of the top offenses leading the SWAC in total offense (477.7/**6th FCS**), rushing (192.0/**8th FCS**) and passing (285.7) while ranking **2nd** in scoring (31.0/**27th FCS**)
- Quarterbacks **Xavier Lankford (5)** and **Corenlius Brown (4)** have combined for nine touchdown passes, ranking 5th and 6th respectively in the SWAC. Brown has thrown for 813 yards (**8th SWAC**) and Lankford has 621 yards passing. Lankford is **6th** in points responsible for (54) and points responsible for per game (9.0).
- **Donovan Eaglin** leads the ground with 435 yards (**3rd SWAC**) followed by Ryan Morrow with 270.
- Defensively, AAMU is **3rd** in the league in rush defense (134.3) while ranking **7th** in passing yards allowed (220.5) and **9th** in scoring defense (35.3)
- **Cortez Andrews** is **3rd** in the SWAC with **1.3** tackles for loss per game and sacks per game (.75).
- Opponents have bocked six AAMU punts which is most in the SWAC while ranking **9th** in kickoff returns (19.1) and **12th** in punt returns (2.3)
- AAMU is the alma mater of NFL Hall of Famer and Pittsburgh Steelers legend, **John Stallworth**. Stallworth was drafted in the 4th round of the 1974 NFL Draft by the Steelers where he won four Super Bowls, a three-time Pro Bowler, has his No. 22 retired by AAMU and was inducted into the Hall of Fame in 2002. AAMU is the alma mater of **Robert Mathis**, who was a four-year starter and set an NCAA I-AA record with 20 sacks during his senior season. Mathis was drafted by the Indianapolis Colts in the 5th round of the 2003 NFL Draft where he spent 14 years with the Colts. Mathis is a Super Bowl champion, five-time Pro Bowler and a three-time NFL forced fumbles leader, His No. 55 was retired by AAMU and he holds the NFL records for most career forced fumbles and forced fumbles in a season. **Ruben Studdard** is an American singer and actor. He rose to fame as the winner of the second season of American Idol and received a Grammy Award nomination in 2003 for Best Male R&B Vocal Performance for his recording of "Superstar". **Cleon Joseph Jones** played left field for the New York Mets catching the final out of the 1969 "Miracle Mets" World Series Championship over the Baltimore Orioles.

BULLDOGS

3-3
OVERALL

1-1
SWAC

--
RANKINGS

CONNELL MAYNOR
HEAD COACH | 7th @ AAMU | 15th OVERALL

39-30
@ AAMU

104-62
CAREER



SERIES HISTORY

- Meeting 88th Meeting | 83rd Magic City Classic Meeting
- Magic City Classic Alabama A&M leads 43-36-3
- Overall AAMU leads 42-42-3
- Last Five Meetings AAMU 4-1
- Last 10 Meetings AAMU 6-4
- One Score Games 48 | 5 Largest AAMU Win: 54-6 in 1962
- Largest ASU Win | 56-0 in 1931



GM	DATE	W/L	ASU	LOCATION	AAMU
1	1924	W	30		0
2	1925	W	7		0
3	1929	W	32		0
4	1930	W	46		6
5	1931	W	56		0
6	1932	W	18	Birmingham, Ala.	0
7	1940	W	24	Birmingham, Ala.	6
8	1941	W	21	Birmingham, Ala.	13
9	1942	L	6	Birmingham, Ala.	20
10	1945	W	20	Birmingham, Ala.	7
11	1946	W	15	Birmingham, Ala.	14
12	1947	W	12	Birmingham, Ala.	6
13	1948	L	8	Birmingham, Ala.	14
14	1949	T	13	Birmingham, Ala.	13
15	1950	W	16	Birmingham, Ala.	12
16	1951	L	6	Birmingham, Ala.	27
17	1952	L	13	Birmingham, Ala.	38
18	1953	L	7	Birmingham, Ala.	13
19	1954	W	23	Birmingham, Ala.	7
20	1955	L	6	Birmingham, Ala.	13
21	1956	T	0	Birmingham, Ala.	0
22	1957	W	13	Birmingham, Ala.	7
23	1958	W	20	Birmingham, Ala.	8
24	1959	W	22	Birmingham, Ala.	0
25	1960	L	12	Birmingham, Ala.	14
26	1961	L	12	Birmingham, Ala.	32
27	1962	L	6	Birmingham, Ala.	54
28	1963	L	14	Birmingham, Ala.	48
29	1964	L	0	Birmingham, Ala.	30
30	1965	L	0	Birmingham, Ala.	34
31	1966	L	19	Birmingham, Ala.	36
32	1967	W	13	Birmingham, Ala.	7
33	1968	W	27	Birmingham, Ala.	21
34	1969	W	26	Birmingham, Ala.	6
35	1970	L	18	Birmingham, Ala.	26
36	1971	W	12	Birmingham, Ala.	6
37	1972	L	7	Birmingham, Ala.	8
38	1973	L	7	Birmingham, Ala.	10
39	1974	L	7	Birmingham, Ala.	19
40	1975	L	22	Birmingham, Ala.	24
41	1976	W	17	Birmingham, Ala.	15
42	1977	W	14	Birmingham, Ala.	7
43	1978	L	7	Birmingham, Ala.	22
44	1979	W	17	Birmingham, Ala.	14
45	1980	W	20	Birmingham, Ala.	17
46	1981	L	3	Birmingham, Ala.	13
47	1982	T	13	Birmingham, Ala.	13
48	1983	L	14	Birmingham, Ala.	27
49	1984	L	12	Birmingham, Ala.	28
50	1985	L	6	Birmingham, Ala.	7
51	1986	L	17	Birmingham, Ala.	20
52	1987	L	17	Birmingham, Ala.	20

HOW THEY COMPARE

HORNETS (3-3, 2-1 SWAC)				BULLDOGS (3-3, 1-1 SWAC)	
24.6			PPG		31.0
87 14.5			1ST DOWNS		137 22.8
190.0			RUSH YPG		192.0
127.2			PASS YPG		185.2
317.2			TOTAL OFFENSE		477.7
7			PASS TD		6
5			PASS INT		14
8			RUSH TD		3
10-of-15			FG		4-of-8
29:01			T.O.P.		35:01
12 (71)			SACKS ALLOWED		12 (59)
18.6			SCORING DEFENSE		35.3
95.8			RUSH YPG/ALLOWED		134.3
156.33			PASS YPG/ALLOWED		220.3
252.2			TOTAL OFFENSE/ALLOWED		355.2
15 (91)			SACKS BY		14 (121)
7			INTERCEPTIONS BY		3
16/6			FUMBLES FORCED/RECOVERED		6/5
54	1988	W	7	Birmingham, Ala.	0
54	1989	L	10	Birmingham, Ala.	17
55	1990	W	24	Birmingham, Ala.	20
56	1991	W	59	Birmingham, Ala.	13
57	1992	W	14	Birmingham, Ala.	11
58	1993	W	7	Birmingham, Ala.	0
59	1994	W	26	Birmingham, Ala.	0
60	1995	W	37	Birmingham, Ala.	20
61	1996	L	3	Birmingham, Ala.	20
62	1997	W	20	Birmingham, Ala.	13
63	10/31/1998	W	34	Birmingham, Ala.	28
64	10/30/1999	L	10	Birmingham, Ala.	15
65	10/27/2001	W	35	Birmingham, Ala.	0
66	10/26/2002	L	20	Birmingham, Ala.	23
67	10/25/2003	L	17	Birmingham, Ala.	20
68	10/30/2004	W	24	Birmingham, Ala.	20
69	10/29/2005	L	28	Birmingham, Ala.	31
70	10/28/2006	L	13	Birmingham, Ala.	21
71	10/27/2007	L	9	Birmingham, Ala.	13
72	10/24/2008	L	16	Birmingham, Ala.	17
73	10/31/2009	L	7	Birmingham, Ala.	21
74	10/30/2010	W	31	Birmingham, Ala.	10
75	10/29/2011	L	19	Birmingham, Ala.	20
76	10/27/2012	W	31	Birmingham, Ala.	13
77	10/26/2013	W	31	Birmingham, Ala.	7
78	10/25/2014	L	36	Birmingham, Ala.	37
79	10/31/2015	W	35	Birmingham, Ala.	20
80	10/29/2016	L	41	Birmingham, Ala.	42
81	10/28/2017	W	21	Birmingham, Ala.	16
82	10/27/2018	L	10	Birmingham, Ala.	21
83	10/26/2019	L	41	Birmingham, Ala.	43
84	4/17/2021 (Spring)	L	14	Birmingham, Ala.	38
85	10/30/2021	L	28	Birmingham, Ala.	42
86	10/29/2022	W	24	Birmingham, Ala.	17
87	10/29/2023	W	31	Birmingham, Ala.	16
TOTAL POINTS			1,582		1,447

BY THE NUMBERS: ALABAMA STATE vs ALABAMA A&M



44-40-3
AAMU LEADS

43-36-3
AAMU LEADS IN MCC

16.8
ALABAMA A&M PPG

18.3
ALABAMA STATE PPG



1991, 2004 SWAC CHAMPIONS | 1991 HBCU NATIONAL CHAMPIONS



PRESEASON NEWS & NOTES

➔ **THE CLASSICS:** Alabama State is 7-2 under Head Coach **Eddie Robinson Jr.**, in classic games. The Hornets are 1-0 in the SWAC-MEAC Challenge; 2-0 in the Labor Day Classic; 2-0 in the Magic City Classic, 1-0 in the Port City Classic, 1-1 in the Turkey Day Classics and 0-1 in the Orange Blossom Classic.

➔ 2024 PORTAL HORNETS:

Andrew Body (QB)	Texas Southern
BJ Ceasar (S)	Air Force
Desmond Daniels (OT)	Bethune-Cookman
Marquis Davis (DT)	Birmingham-Southern College
Rico Dozier (LB)	Arkansas-Pine Bluff
Josiah Drain (WR)	Oklahoma Baptist
Luke Harkless (WR)	Troy University
Jimmie Haywood (FB)	Southern Miss.
Jeremiah Frazier (OL)	Troy University
Dasheen Jackson (S)	Troy University
Dwight Jacobs (DB)	Missouri State
Drake Johnson (S)	Southern Illinois
Twillie Lovette (DB)	McNeese State
Jonah O'Brien (QB)	Eastern Illinois
Caleb Offord (DB)	Notre Dame/Buffalo
Cameron Smith (OL)	Clark Atlanta
Tyler Swann (OL)	VMI
DJ Tolliver (WR)	West Alabama
Christian Walker (OL)	Jackson State
Nicholas Williams (WR)	Montana

➔ BOWL BOUND



➔ **AENEAS WILLIAMS WATCH LIST :** Alabama State's corner back James Burgess was named to the Aeneas Williams Award Watch list in the preseason. Current New England Patriot **Mikey Victory** was on the Watch List and was a semifinalist in 2023. The Aeneas Williams Award is presented by the Chickasaw Nation and awarded to the best defensive back in Historically Black Colleges and Universities (HBCU) Division I college football based on performance on the field, athletic ability and character. Former ASU Hornet and current New England Patriot **Mikey Victor** was a finalist in 2023.

➔ **PRESEASON All-SWAC:** Alabama State placed eight players on the Preseason All-SWAC first and second teams. **Robert McMinn** (RS), **Arelious Dunn** (OL), **Treqwan Thomas** (DL), **Rico Dozier** (LB), **DeMarkus Cunningham** (LB), and **James Burgess** (DB) nabbed first-team honors. **Amon Scarbrough** (S) and **Marcus Harris II** (RB) were second-team selections.

➔ **PHIL STEELE PRESEASON All-SWAC:** **Rico Dozier** (LB), **DeMarkus Cunningham** (LB), **James Burgess** (DB), **Amon Scarbrough** (S), and **Robert McMinn** (KR/PR) nabbed Phil Steele Preseason All-SWAC selections. **Arelious Dunn** (OL) and **Marcus Harris II** (RB) were named to the Second and Third teams respectively.

➔ **BOXTOROW PRESEASON AA:** Alabama State University had five Hornets selected to the **BOXTOROW** HBCU Preseason All-American team with one Honorable Mention addition. The Alabama State Hornets led the way with five selections, including linebacker Rico Dozier, a transfer from Arkansas-Pine Bluff who was also a member of the 2023 HBCU All-America team. Dozier adds his presence to a Hornets defense, bringing with him a SWAC-leading 128 tackles (63 solo), 6.5 tackles for loss, and two sacks. He recorded double digit tackles in nine games last season. **Rico Dozier** (LB) was joined by **Treqwan Thomas** (DE), **James Burgess** (CB), **Robert McMinn** (WR/RS), and **Arelious Dunn** (OL).

➔ **STATS PERFORM AA:** Alabama State's linebacker **Rico Dozier** and receiver **Robert McMinn** were selected to the Stats Perform Preseason Third-Team All-American.

➔ **STATS PERFORM POTY WATCH LIST:** Linebacker **Rico Dozier** and defensive end **Treqwan Thomas** begin the year on the Stats Perform Preseason Player of the Year Watch list.

➔ **BCHoF WATCH LIST:** The Black College Football Hall of Fame announced the 2024 watch list for the Black College Football Player of the Year Award. Alabama State's **James Burgess** (CB), **DeMarkus Cunningham** (LB), **Rico Dozier** (LB), and **Treqwan Thomas** (DE) were named to the watch list. The award is presented annually to the most outstanding HBCU athlete. Out of the 50 players listed, The SWAC conference led with 19 players on the list. Alabama State had five players recognized in the preseason watch list.

➔ **ASU-TROY SET TO RENEW RIVALRY:** Alabama State University and Troy University will renew the battle down 231 when the two school meet on September 12, 2026, at Veterans Memorial Stadium in Troy. The meeting between the Hornets and the Trojans is the first since 2017 and the 17th all-time between the two schools. Troy and Alabama State first met for a three-game run from 1974 to 1976 and resumed their series in 1989, playing every year until 2000, except for 1990.

➔ **BILL WALSH COACHING FELLOWSHIP:** Special Teams Coordinator **Billy Gresham** spent training camp with the Seattle Seahawks as part of the Bill Walsh Diversity Coaching Fellowship. Gresham worked under special teams coordinator **Jay Harbaugh** assisting with that unit during training camp. He is one of several coaches taking part in the Bill Walsh Diversity Coaching Fellowship program, which is designed to increase the number of full-time NFL minority coaches.

➔ **BAMA STATE-SEATTLE CONNECTIONS:** **Billy Gresham** paused arrived already with a significant bond with the Seattle Seahawks through late quarterback Tavaris Jackson, who was the Seahawks' starter in 2011, and a backup on the Super Bowl-winning 2013 squad. "The first thing I did when I saw the signatures up there, I took a picture of his name up there," Gresham said. "When I first got in the building, I could feel the jitters a little bit. We grew up together, we grew up in the same neighborhood," Gresham explained. "Elementary, middle school, high school." Jackson and Gresham both starred at Sidney Lanier High School, Gresham at linebacker and safety, and Jackson, of course, at quarterback. Jackson then went to Arkansas while Gresham went to Alabama State, then when Jackson decided to transfer, Gresham started recruiting his old friend. The result was a reunion at Alabama State that saw Jackson earn All-SWAC honors before becoming a second-round pick of the Vikings.

➔ **REESE'S SENIOR BOWL:** Defensive Back James Burgess is among 25 players named to the Reese's Senior Bowl Watch list. The Senior Bowl is an All-Star game coached by NFL Coaches in Mobile, Ala.

➔ **VICTOR INKS WITH PATRIOTS:** Former Alabama State football cornerback **Mikey Victor** signed with the New England Patriots as an undrafted free agent in May. Victor led the SWAC and ranked second in the FCS with 1.7 passes defended per game. He finished with 36 tackles and led the SWAC with 15 passes defended, 13 passes deflections and two interceptions in 2023.

➔ **ASU FOOTBALL DOMINATES 2024 HALL OF FAME CLASS:** Five Hornet Greats highlight the 2024 Alabama State Athletics Hall of Fame Class that includes **James Daniel**, (Distinguished Sportsman), **Terry Greer** (Football 1976-1979), **Curtis Green** (Football 1977-1990), **Benjamin Harris** (Football 1975-1978) and **Lester Sims** (Football 1968-1971). James played football at ASU and lettered four times. Daniel distinguished himself as a career coach, spending over 50 years as a high school, collegiate, and NFL coach. Daniel spent 30 years as an NFL coach with the Giants, Falcons and Steelers. He earned four conference championships and two Super Bowl rings as a coach. **Greer** (Football 1976-1979) was known as Mr. Excitement during his playing day at ASU. Greer lined up as a wide receiver, tailback, kick returner, and defensive back. He was a Blue/Gray game selectee, a Black College game all-star selectee, and earned the Hornet MVP and MVP Offensive player during his senior year. He scored touchdowns of more than 90+ yards from three different positions

GAME 7: ALABAMA A&M UNIVERISTY


OCTOBER 26, 2024 | BIRMINGHAM, ALABAMA | LEGION FIELD | 83RD MAGIC CITY CLASSIC

while on the Black & Gold. As a professional football player, Greer earned two Super Bowl rings, and one Grey Cup Championship. Greer became the first professional football player to gain 2000 receiving yards in a season in any league. **Green** (Football 1977-1990) earned All-American honor, All Conference, and All NAIA honors while playing football at Alabama State University. Green was a Blue-Gray game selectee, Black College All-Star Game participant, and the Black College All-Star Game MVP. Green held the distinction of being the highest-drafted player from ASU football until Tytus Howard was selected in 2019. Green played his entire NFL career with the Detroit Lions. **Harris** (Football 1975-1978) was known for his leadership and great passing ability. Harris finished his Hornet career as a top-five QB in passing yards and total offense. He led the Hornets to a perfect 4-0 record in the Turkey Day Classic and a 10-2 record in rival games against Miles, AAMU, and Tuskegee. Harris would later become a four-time state champion head coach and earn induction into the Mobile Sports Hall of Fame, Baldwin County Hall of Fame, and the Alabama High School Sports Hall of Fame. **Sims** (Football 1968-1971) was an All-American and All-Conference defensive lineman at ASU. Sims earned the 1971 Collegiate Lineman of the Year award and was the first student-athlete in program history to be selected for the Senior Bowl. Sims was selected for the Blue/Gray Classic Game and East-West Black Collegiate All-Star game. Sims played 10 professional seasons all with the Cleveland Browns.

➤ **REMEMBERING JACOBY JONES:** Former Alabama State receivers coach Jacoby Jones passed away from natural causes on July 14, 2024. Jones played nine NFL seasons as a receiver and kick returner, including stops with the Texans, Ravens, Steelers and Chargers after being a third-round pick by Houston out of Lane College in 2007. Jones turned in perhaps the biggest game of his career in the 2013 Super Bowl, reeling in a 56-yard touchdown catch and adding a 108-yard kickoff return for a score in Baltimore's 34-31 win over the 49ers. It came on the heels of a season in which he posted 30 receptions for 406 yards and a touchdown along with 1,167 yards and two scores as a kick returner – netting him All-Pro and Pro Bowl honors. He finished his career after the 2015 season – inking a one-day contract in 2017 to retire as a Raven – with 2,733 receiving yards and 14 touchdowns on 203 catches, with an additional 4,940 kick return yards and five trips to the end zone



➤ LAST MEETING VS AAMU

	GAME SEVEN Oct. 28, 2023 Birmingham, Ala. Attendance: 69,210
ALABAAMA A&M	16
ALABAMA STATE	31

SCORE BY QUARTERS	1	2	3	4	OT	Final
Alabama A&M	7	7	0	2	–	16
Alabama State	7	10	7	7	–	31

SCORING SUMMARY:					
1st	10:01	ASU - McMinn, R. 48 yd punt return (John,J. kick)			
1st	03:03	AAM - Lankford,X. 1 yd run (Barbosa,V. kick)			
5 plays, 2 yards, TOP 02:30					7-7
2nd	03:34	ASU - John,J. 26 yd FG			
9 plays, 46 yards, TOP 05:36					ALST 10-7
2nd	00:1	AAM - Gardner, T. 39 yd pass from Lankford,X. (Barbosa,V. kick)			
8 plays, 70 yards, TOP 03:07					AAMU 10-14
2nd	00:00	ASU - Johnson,Kisean 47 yd pass from Stewart,D. (John,J. kick)			
2 plays, 61 yards, TOP 00:17					ALST 17-14
3rd	11:40	ASU - Burgess,James 60 yd blocked FG return (John,J. kick)			
					ALST 24-14
4th	05:02	ASU - Howell,Ja'Won 8 yd run (Cannon, B. kick)			
8 plays, 72 yards, TOP 04:25					ALST 31-14
4th	00:03	AAM - 0 yd safety			
					ALST 31-16

	ALST	AAMU
FIRST DOWNS	11	14
RUSHES-YARDS (NET)	31-85	26-59
PASSING YDS (NET)	202	231
Passes Att-Comp-Int	7-24-0	22-40-1
TOTAL OFFENSE PLAYS-YARDS	55-287	66-290
Fumble Returns-Yards	0-0-0	2-28-0
Punt Returns-Yards	5-25.8 - 1	0 - 0.0
Kickoff Returns-Yards	3 - 10.9 - 0	3-13.3 - 0
Interception Returns-Yards-TDs	1- 3.0	0 - 0
Punts (Number-Avg)	3 - 36.0	5-40.6
Fumbles-Lost	3-2	2-1
Penalties-Yards	9- 63	6 - 42
Possession Time	30:03	29:57
Third-Down Conversions	5 of 14	3 of 16
Fourth-Down Conversions	0 of 3	3 of 5
Red-Zone Scores-Chances	2-3	1-2
Sacks By: Number-Yards	2-22	0-0

RUSHING: AAM - X. Lankford 14-26-1 ALST: J. Howell 9-52 - 1 TD; M. Harris 9-24-0	
PASSING: AAMU- X. Lankford 22-40-240-1 INT, 1 TD ALST - D. Stewart. 17-24-202- 0 INT, 1 TD;	
RECEIVING: JSU F. McCray 8-79 0 TD - ALST- A. Gates 4-41 1 TD; K. Johnson 2-46 0 TD	
INTERCEPTIONS: AAMU - none ALST- A. Scarbrough 1-3 yds.	
TACKLES (UA-A): AAMU - M. Smith 7-2-9; X. Billingsley 3-6-9 ALST- C. Adams 4-8-12; D. Cunningham 6-1-7	
SACKS: AAMU - none ALST- A. Maddox 1-10; S. Young-Rolle 1 - 12	

2024 HORNETS RECORD WHEN

CATEGORY	2024	UNDER ROBINSON
at Home	2-1	7-7
On The Road	1-1	5-3
Neutral Site Game	0-1	4-1
vs. SWAC	2-1	11-8
vs. Non Conference	1-2	5-3
NCAA Postseason	0-0	0-0
vs. In State Opponents	1-1	5-2
In August	0-0	1-0
In September	2-2	4-7
In October	1-1	6-2
In Nov.	0-0	4-3
In Dec.	0-0	0-0
On Television	2-3	11-10
Afternoon Games	2-2	11-8
Night Games	1-1	5-5
Decided by 7 pts or less	1-2	7-6
Scoring First	2-1	11-3
Opponent Scores First	1-2	6-8
Leading at Half	3-1	10-3
Trailing at Half	0-1	5-7
Tied at Half	0-1	1-2
Leading after 3 quarters	3-0	14-1
Trailing after 3 quarters	0-3	3-11
Tied After 3 quarters	0-0	0-0
In overtime	0-0	0-1
Scoring 30 + points	1-0	4-0
Scoring 20-29 points	2-1	7-2
Scoring 0-19 points	0-1	4-9
Allowing 30 + points	0-1	0-2
Allowing 20-29 points	1-1	2-8
Allowing 0-19 points	2-1	13-2
Outrushing Opponents	2-2	11-5
Getting Outrushed	0-1	4-7
Passing for more yards	1-0	9-3
Passing for fewer yards	1-3	6-9
Outgaining Opponent	3-1	12-4
Getting Outgained	0-2	3-8
Winning TOP	2-1	11-5
Losing TOP	1-2	5-7
Scoring a Def./ ST TD	1-1	3-4
Allowing a Def./ST TD	0-2	3-4
Fewer Penalty Yards	1-2	6-5
More Penalty Yards	2-1	9-6
Winning Turnover Battle	3-2	10-5
Losing Turnover Battle	0-1	3-5
Equal In Turnovers	0-0	3-2

HC



EDDIE ROBINSON JR

@EROB50



HC
3rd



THE ROBINSON JR FILE

» Birthdate:	April 13, 1970
» Alma Mater:	Alabama State (1994)
» Record at Alabama State:	16-12 (3rd season)
» SWAC Record:	11-8 (3rd season)
» Hometown:	New Orleans, La.
» High School:	Brother Martin, 1988

Eddie Robinson, Jr., who was named the 30th head coach in Alabama State University on Nov. 26, 2021, enters his third season as the Head Football Coach at Alabama State University.

Robinson has guided the Hornets to a 16-12 overall record and a 11-8 SWAC mark in two seasons at he helm. Overall, Robinson has eight All-SWAC selections, three All-Americans, one College Sports Communicators or America Academic All-American and two players inking NFL free agent contracts during his tenure.

In his second season, Alabama State went 7-4, posting its first seven-win season since 2014 and the Hornets' five-game winning streak was five-plus game winning streak since 2013. Seven Hornets were named to the All-SWAC first and second teams and Colton Adams earned All-American for the second straight year.

In his first season at his Alma Mater, Robinson guided the Hornets the most wins since 2015, posting a 6-5 mark and a 4-4 mark in the SWC. Linebacker Colton Adams was named First-Team All-SWAC while Safety Irshaad Davis nabbed Second-Team All-SWAC Honors. Additionally, Adams was named Hero Sports All-American and BOXTOROW First-Team All-American while defensive back Adrian Maddox was named a Jerry Rice Award Semifinalist.

The Hornets also claimed a win in the MEAC/SWAC Challenge over Howard University and ended a four-year Magic City Classic losing streak to Alabama AGM in 2022.

Robinson along with Alabama State University teammates Rickey Jones, Reggie Barlow and Reggie Brown were inducted into the 2022 Alabama State University Sports Hall of Fame Class.

A native of Louisiana, Robinson was born and raised in New Orleans. He attended Brother Martin High School, graduating in 1988. He furthered his education attending Alabama State University on an academic scholarship. He earned a Bachelor's degree in chemistry in 1994.

He lettered in football all four years and earned All-SWAC honors and SWAC Defensive Player of the Year honors in 1990 and 1991, Sheridan Broadcasting Network All-America honors in 1990 and 1991, as well as Defensive Player of the Year honors in 1991 as a linebacker for the Hornets. Robinson also achieved academic All-Conference honors and was recognized as The Toyota Leadership Award recipient in 1990. In 1998, he became the youngest individual to be inducted into the SWAC Hall of Fame at 28 years old, and in 2012 he was recognized as a MEAC/SWAC Challenge Legend.

Robinson was the Houston Oilers' second round pick in the 1992 NFL draft, the 50th player selected.

He was a stalwart in the community during his 11-year NFL career, playing with the Houston Oilers (1992-1995), Jacksonville Jaguars (1996-1997), Tennessee Titans (1998-2001) and Buffalo Bills (2002); appearing in Super Bowl XXXIV with the Titans in 2000. He finished his career with 850 tackles, 23 sacks and six interceptions. Robinson received the Titans Unsung Hero award for the Tennessee Titans during his career. He was the ultimate professional and obtained the knick name "Steady Eddie" for his methodical preparation and on field knowledge of the game, receiving accolades from his coaching staff and teammates for his leadership skills and attention to detail.

Robinson retired from the NFL following the 2002 season and entered the business world, and is currently the owner/manager of Magnolia River LLC Real Estate Investment Company.

He was a college football analyst for Fox Sports South, ESPN, ESPN3 and Comcast Sports South from 2005 until 2014. In addition he was a co-host on a regionally televised weekly sports show INSIDE SWAC from 2006 to 2009, and continues to broadcast collegiate football games on the radio and appears on sports podcast as a featured guest.

Robinson possesses more than 30 plus years of experience at various levels of Football. He is a stellar ASU Alumnus and a man of vision who has a proven record of success. He assisted ASU in establishing its Football Hall of Fame and has been a consistent supporter of ASU athletic programs financially and by supporting athletic administrations and coaches.

He has worked to support the mission of HBCU's academically and athletically.

He has hosted Youth Football camps at Alabama State University, Texas Southern University and in his Houston Third Ward community. Robinson regularly speaks to high school students and young athletes promoting life skills and planning for success. He is an NFL Ambassador for USA Football helping to promote the game of football to parents and young football players. He mentored and coached an inner-city baseball league in the Sunnyside neighborhood of Houston, and incorporated a program to help young African-American baseball players achieve youth and high school success in baseball with a goal of playing baseball in college and professionally. Two of his players have signed college scholarships to play college baseball with others expected to follow this path and all have plans to attend college. He volunteers his time with the Houston school districts' Real Men Read program, reading to elementary school kids, and sharing his keys to success.

Robinson is a member of the SWAC Alumni Association and a life member of Omega Psi Phi Fraternity and resides in Houston (Texas). He is the father of three sons who participate in high school and college athletics.

NOTEABLES

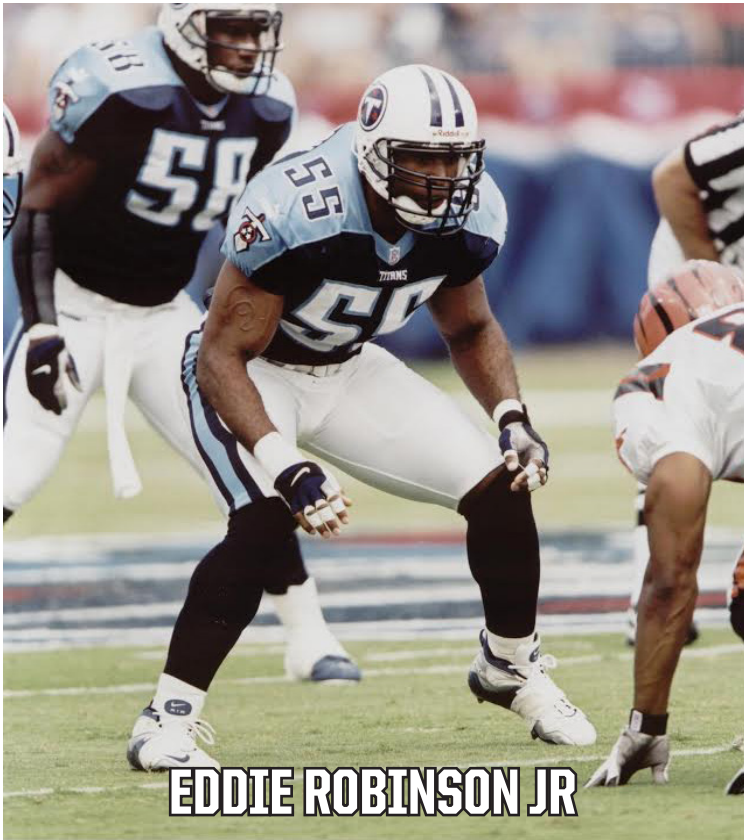
- Led Alabama State to the 1991 Southwestern Athletic Conference and Black College National Championship.
- College football analyst for Fox Sports South, ESPN, ESPN3 and Comcast Sports South from 2005 - 2014 and was a co-host on a regionally televised weekly sports show INSIDE SWAC from 2006-2009.
- Drafted by the Houston Oilers in 1992, spending 11 seasons in the NFL from 1992-2002. Houston Oilers (1992-1995), Jacksonville Jaguars (1996-1997), Tennessee Titans (1998-2001) and Buffalo Bills (2002); appearing in Super Bowl XXXIV with the Titans in 2000. He finished his career with 850 tackles, 23 sacks and six interceptions.
- Robinson earned a bachelor's degree in chemistry from Alabama State in 1994.

PLAYING CAREER

YEAR	SCHOOL	POS
1988-92	Alabama State University	LB
1992-1995	Houston Oilers	LB
1996-1997	Jacksonville Jaguars	LB
1998-2001	Tennessee Oilers / Titans	LB
2002	Buffalo Bills	LB

GAME 7: ALABAMA A&M UNIVERISTY

OCTOBER 26, 2024 | BIRMINGHAM, ALABAMA | LEGION FIELD | 83RD MAGIC CITY CLASSIC



EDDIE ROBINSON JR



TYTUS HOWARD

ALABAMA STATE IN THE NFL DRAFT (in order of round picked)

PLAYER	YEAR	TEAM	RD	PICK
Tytus Howard	2018	Houston	1	23
Curtis Green	1981	Detroit	2	46
Eddie Robinson	1992	Houston	2	50
Lester Sims	1972	Cleveland	2	51
Tarvaris Jackson	2006	Minnesota	2	64
Reggie Barlow	1996	Jacksonville	4	110
Michael Coe	2007	Indianapolis	5	173
Ricky Smith	1982	New England	6	141
John Pleasant	1969	Kansas City	6	155
William Daniels	1981	Los Angeles Rams	6	158
Karl Powe	1985	Dallas	7	178
Jylan Ware	2017	Oakland	7	231
Ricky Jones	1992	Los Angeles Rams	8	198
Zack Barnes	1984	San Diego	9	230
Thomas Hopkins	1983	Cleveland	10	262
Willie Thicken	1978	Houston	11	295
Brad Baxter	1989	Minnesota	11	303
Terry Greer	1980	Los Angeles Rams	11	304
James Lane	1983	St. Louis	12	323
Ralph Miller	1970	New Orleans	13	322
Charles Mitchell	1968	Baltimore	14	378
Ernie Moore	1959	Los Angeles Rams	29	344

ALABAMA STATE IN THE NFL DRAFT (in order of year picked)

PLAYER	YEAR	TEAM	RD	PICK
Ernie Moore	1959	Los Angeles Rams	29	344
Charles Mitchell	1968	Baltimore	14	378
John Pleasant	1969	Kansas City	6	155
Ralph Miller	1970	New Orleans	13	322
Lester Sims	1972	Cleveland	2	51
Willie Thicken	1978	Houston	11	295
Terry Greer	1980	Los Angeles Rams	11	304
Curtis Green	1981	Detroit	2	46
William Daniels	1981	Los Angeles Rams	6	158
Ricky Smith	1982	New England	6	141
Thomas Hopkins	1983	Cleveland	10	262
James Lane	1983	St. Louis	12	323
James Lane	1983	St. Louis	12	323
Zack Barnes	1984	San Diego	9	230
Karl Powe	1985	Dallas	7	178
Brad Baxter	1989	Minnesota	11	303
Eddie Robinson	1992	Houston	2	50
Ricky Jones	1992	Los Angeles Rams	8	198
Reggie Barlow	1996	Jacksonville	4	110
Tarvaris Jackson	2006	Minnesota	2	64
Michael Coe	2007	Indianapolis	5	173
Jylan Ware	2017	Oakland	7	231
Tytus Howad	2018	Houston	1	23

ALABAMA STATE DEPTH CHART

vs ALABAMA AGM UNIVERSITY (10.26.24)

OFFENSE

QB	10	Kareem Keye	5-10	165	Fr.	Adamsville, Ala./Minor HS/Point Univ.
	12	Zach Sims	6-2	207	Fr.	Alabaster, Ala. / Thompson HS
	13	Jayvius Langford	5-11	195	Jr.	Montgomery, Ala. / Northeast Miss. CC
RB	20	Jamarie Hostclaw	5-9	176	Fr.	N. Ft. Lauderdale, Fla. / Coconut Creek HS
	3	Duquon Kincey	6-0	217	Sr.	Abbeville, Ala. / Clark-Atlanta University
	26	Marcus Harris II	5-9	233	R-So.	Jackson, Miss. / Jackson Academy
	23	AJ Gates Jr.	5-7	162	Jr.	Birmingham, Ala. / UAB
	2	Tacaris Bozeman	5-8	178	Rf.	Montgomery, Ala. / Sidney Lanier HS
FB	33	Jimmie Haywood	5-9	220	So.	Mobile, Ala./Southern Miss.
	40	Dylan Creech	6-0	241	Sr.	Geneva, Ala. / Geneva HS
LT	70	Desmond Daniels	6-4	291	Sr.	Atlanta, Ga. / Bethune-Cookman
	69	Keeundra Salter	6-3	298	Jr.	Montgomery, Ala. / Robert E. Lee HS
LG	55	Josh Daniel	6-4	332	Rf.	Birmingham, Ala. / Minor HS
	54	Dezmond Penn	6-1	302	Jr.	Delray Beach, Fla. Atlantic H
C	67	Arelious Dunn	6-3	297	Sr.	Atlanta Ga. / Bethune-Cookman
	58	Michael Moore Jr.	6-3	280	Fr.	Loganville, Ga. / Parkview HS
RG	78	Jeremiah Frazier	6-3	325	R-Jr.	Pike Road, Ala. / Troy Univ.
	76	Jimmy Jenkins	6-3	290	Gr.	Cleveland, Ohio / Glenville HS
RT	75	Cameron Smith	6-7	350	Sr.	Garland, Texas / Clark-Atlanta
	77	Zy'Terrio Lee	6-3	277	Rfr.	Atlanta, Ga. / Mays HS
TE	83	Derick Harden	6-3	210	Jr.	Olive Branch, Miss. / NE Miss. CC
	88	Errington McRae	6-2	238	Jr.	Forrest City, Ark. / Memphis
XR	84	Bakari Dailey	6-0	150	Fr.	Monroeville, Ala. / Auburn HS
	17	Asa Gregg	6-2	190	So.	Waldorf, Md. / St. John's HS
ZR	6	Ajai Harrell	6-0	179	Rf.	Daytona Beach, Fla. / Mainland HS
	14	Eric Horn	5-10	158	Rf.	New Orleans, La. / Carver HS
WR	11	Jalen Jones	5-8	168	Rf.	Birmingham, Ala. / Ramsay HS
	87	Robert McMinn	5-10	179	Jr.	Hollywood, Fla. / Miami Central HS

DEFENSE

LE	9	Stefon Young-Rolle	6-3	243	Sr.	Miami, Fla. / Miami Central HS
	44	Kanye Varner	6-3	230	R-So.	Jonesboro, Ga. / Jonesboro HS
DT	96	Jakeem Fletcher	6-2	291	R-So.	Tanner, Ala. / Tanner HS
	99	Elijah Elmore	6-1	311	Jr.	Wetumpka, Ala. / Iowa Western CC
DT	7	Janil Brown	6-3	355	Gr.	West Palm Beach, Fla. / Garden City CC
	95	Cornell Harris Jr.	6-2	317	Fr.	Kennedy Heights, La. / St. Augustine HS
RE	11	Tregwan Thomas	6-0	192	Sr.	Orlando, Fla. / Jones HS
	13	Maurice Lapierre	6-1	216	Jr.	Ft. Lauderdale, Fla. / Plantation HS
M	0	Rico Dozier	5-11	ra208	Sr.	Abbeville, Ala. / Arkansas-Pine Bluff
	8	Rhody Jean-Louis	6-0	228	R-Jr.	Miami, Fla. / Miami Central HS
W	6	Demarkus Cunningham	6-1	215	Sr.	Bessemer, Ala. / Bessemer City HS
	18	Denzel Johnson	6-0	205	Fr.	Ft. Lauderdale, Fla. / Chaminade Madonna Prep
H	24	Dwight Jacobs Jr.	5-10	194	Jr.	Blythewood, S.C. / Misso6uri State
	32	BJ Ceasar	6-4	200	So.	Houston, Texas / Air Force
CB	5	Caleb Offord	6-1	192	Gr.	Southaven, Miss. / Buffalo
	21	Tre Phillips	5-7	183	Jr.	Olive Branch, Miss./ Mississippi State
SS	3	Amon Scarbrough	5-11	193	Sr.	Birmingham, Ala. / Jacksonville State
	42	Ta'Shaun Simms	6-2	175	Fr.	Chipley, Fla. / Chipley HS
FS	23	Keane Lewis	5-8	165	Jr.	Miami, Fla. / Miami Northwestern HS
	1	Dasheen Jackson	6-2	211	R-Jr.	Columbus, Ga. / Troy University
CB	2	James Burgess	6-3	186	Sr.	Center Point, Ala. / Huffman HS
	4	Twillie Lovette	6-1	175	Jr.	Belle Chasse, La. / McNeese State

SPECIAL TEAMS

PK	37	Brandon Gilliam	6-0	188	Jr.	Vicksburg, Miss. / Copiah-Lincoln CC
	38	Stewart McCall II	6-1	176	Rf.	New Orleans, La. / St. Augustine HS
KO	37	Brandon Gilliam	6-0	188	Jr.	Vicksburg, Miss. / Copiah-Lincoln CC
	38	Stewart McCall II	6-1	176	Rf.	New Orleans, La. / St. Augustine HSS
P	46	Harrison Tuck	6-2	215	Fr.	Mt. Crawford, S. Australia / Univ. Sr. College
	37	Brandon Gilliam	6-0	188	Jr.	Vicksburg, Miss. / Copiah-Lincoln CC
LS	53	Thomas Lauria	6-2	223	So.	Gilbert, Ariz. / Highland HS
	57	Garrett Wilemon	5-10	214	Fr.	Prattville, Ala. / Prattville HS
H	46	Harrison Tuck	6-2	215	Fr.	Mt. Crawford, S. Australia / Univ. Sr. College
	38	Stewart McCall	6-1	195	Fr.	New Orleans / St. Augustine
KOR	87	Robert McMinn	5-10	176	So.	Hollywood, Fla. / Miami Cent. HS
	14	Erick Horn	5-10	162	Rf.	New Orleans, La. / Carver HS
	23	AJ Gates Jr.	5-7	162	Jr.	Birmingham, Ala. / UAB
PR	87	Robert McMinn	5-10	176	So.	Hollywood, Fla. / Miami Cent. HS
	14	Erick Horn	5-10	162	R-Fr.	New Orleans, La. / Carver HS
	23	AJ Gates Jr.	5-7	162	Jr.	Birmingham, Ala. / UAB

TRAQWAN THOMAS (DL)



GAME 7: ALABAMA AGM UNIVERISTY

OCTOBER 26, 2024 | BIRMINGHAM, ALABAMA | LEGION FIELD | 83RD MAGIC CITY CLASSIC

ALABAMA STATE UNIVERSITY 2024 HORNETS NUMERICAL ROSTER						
##	NAME	POS	HT	WT	CL	HOMETOWN/PREVIOUS SCHOOL
0	Rico Dozier	LB	5-11	217	Sr.	Abbeville, Ala. / Arkansas-Pine Bluff
1	Andrew Body	QB	6-1	206	Sr.	Corpus Christi, Texas / Texas Southern
1	Dasheen Jackson	S	6-2	211	R-Jr.	Columbus, Ga. / Troy University
2	Tacaris Bozeman	RB	5-8	178	Rf.	Montgomery, Ala. / Sidney Lanier HS
2	James Burgess	CB	6-3	186	Sr.	Center Point, Ala. / Huffman HS
3	Daquon Kincey	RB	6-0	217	Sr.	Abbeville, Ala. / Clark-Atlanta University
3	Amon Scarbrough	DB	5-11	185	Sr.	Birmingham, Ala. / Jacksonville State
4	Twillie Lovette	CB	6-0	177	Jr.	Belle Chasse, La. / McNeese State
4	Jonah O'Brien	QB	6-4	197	Gr.	Kaukauna, Wis. / Eastern Illinois
5	Caleb Offord	CB	6-1	189	Gr.	Southaven, Miss. / University of Buffalo
5	Nicholas Williams	WR	6-5	211	Jr.	Oceanside, Calif. / Univ. of Montana
6	Demarkus Cunningham	LB	6-2	218	Jr.	Bessemer, Ala. / Bessemer City HS
6	Ajai Harrell	WR	6-0	190	Rf.	Daytona Beach, Fla. / Mainland HS
7	Janil Brown	DT	6-3	332	Gr.	West Palm Beach, Fla. / Garden City CC
7	Tyree Saunders	WR	6-1	183	R-Jr.	Jacksonville, Fla. / East Carolina
8	James Hayes	QB	6-4	219	Fr.	Ft. Lauderdale, Fla. / Coconut Creek HS
8	Rhody Jean-Louis	LB	6-0	218	R-Jr.	Miami, Fla. / Miami Central HS
9	Stefon Young-Rolle	DL	6-2	244	R-Jr.	Miami, Fla. / Miami Central HS
10	Ethan Tookes	CB	6-2	191	Rf.	Jacksonville, Fla. / Riversides HS
10	Kareem Key	QB/WR	5-10	165	Fr.	Adamsville, Ala./Point University
11	Jalen Jones	WR	5-10	165	Rf.	Birmingham, Ala. / Ramsay HS
11	Tregwan Thomas	DE	6-1	232	R-Jr.	Orlando, Fla. / Jones HS
12	LJ Allen Jr.	S	6-3	203	R-Fr.	Shelby, N.C. / Burns HS
12	Zach Sims	QB	6-2	207	Fr.	Alabaster, Ala. / Thompson HS
13	Jayvius Langford	QB	5-11	195	Jr.	Montgomery, Ala. / Northeast Miss. CC
13	Maurice Lapierre	DE	6-1	228	Jr.	Ft. Lauderdale, Fla. / Plantation HS
14	Eric Horn	WR	5-10	162	Rf.	New Orleans, La. / Carver HS
15	Elijah Bean	WR	6-5	195	R-So.	Humble, Texas / Baylor
15	Zuriel Jimpson	S	6-0	195	Fr.	Atlanta, Ga. / Carson-Newman College
16	Adrian Fitts	CB	6-0	195	Rf.	Acworth, Ga. / Allatoona HS
16	Christian Pitts	WR	6-0	169	R-Fr.	Pearland, Texas / Pearland HS
17	Asa Gregg	WR	6-2	190	So.	Waldorf, Md. / St. John's HS
17	Cordell Montgomery	DB	6-1	219	Rf.	Gardena, Ca. / Junipero Serra HS
18	Denzel Johnson	LB	6-0	207	Fr.	Ft. Lauderdale, Fla. / Chaminade Madonna
18	Jahbari Kuykendall	RB	5-8	186	Fr.	Houston, Texas / Coastal Carolina
19	Greg Mangle	CB	5-9	173	So.	Memphis, Tenn. / White Station HS
20	Jamarie Hostzclaw	RB	5-9	176	Fr.	North Ft. Lauderdale, Fla. / Coconut Creek HS
21	Tre Phillips	CB	5-8	175	Jr.	Olive Branch, Miss. / Mississippi State
22	Drake Johnson	S	6-0	184	Sr.	Missouri City, Texas / Southern Illinois
23	AJ Gates Jr.	RB	5-7	173	Jr.	Birmingham, Ala. / UAB
23	Keane Lewis	S	5-9	160	Jr.	Miami, Fla. / Miami Northwestern HS
24	Dwight Jacobs Jr.	SAF	5-11	203	Jr.	Blythewood, S.C. / Missouri State
26	Marcus Harris II	RB	5-9	233	R-So.	Jackson, Miss. / Jackson Academy
27	Eric Tarrant	ATH	6-1	196	Fr.	Birmingham, Ala. / Parker HS
28	Nathan Nwagwu	CB	6-1	192	Fr.	McCalla, Ala. / McAdory H
29	Ashton Ashford	RB	5-8	182	Fr.	Birmingham, Ala. / Ramsey HS
30	Ethan Johnson	LB	6-0	223	Fr.	Birmingham, Ala. / Shades Valley HS
32	Brennen "BJ" Ceaser	S	6-2	206	So.	Houston, Texas / Air Force
33	Jimmie Haywood Jr,	FB	5-10	221	R-So.	Mobile, Ala. / Southern Miss
34	Gabe Spencer	RB	5-8	188	Rf.	Pike Road, Ala. / Macon East Academy
35	AJ Quarels	LB	6-0	228	Fr.	Hillcrest, Ala. / Hillcrest HS
37	Brandon Gilliam	K	6-0	192	Jr.	Vicksburg, Miss. / Copiah-Lincoln CC
38	Stewart McCall II	P/K	6-1	176	Rf.	New Orleans, La. / St. Augustine HS
39	Kohl Summerville	DB	6-2	218	R-Fr.	Gordo, Ala. / Gordo HS
40	Dylan Creech	FB	6-0	237	Jr.	Geneva, Ala. / Geneva HS
41	Za'lien Henry	LB	6-0	202	R-So.	Dothan, Ala. / Dothan HS
42	Ta'Shaun Sims	S	6-1	181	Fr.	Chipley, Fla. / Chipley HS
43	Terrell Lightfoot, Jr	DE	6-3	203	R-So.	Atlanta, Ga. / Carver HS
44	Kanye Varner	DE	6-2	230	R-So.	Jonesboro, Ga. / Jonesboro HS
45	Grant DeGraffenreid	LB	5-11	221	R-So.	Chandler, Ariz. / Hamilton HS
46	Harrison Tuck	K/P	6-1	207	So.	Mt. Crawford, S. Australia / Univ. Sr College
47	Shamone Young	DE	6-2	259	Gr.	Spartanburg, S.C. / South Carolina
48	Myles Richardson	DE	6-4	241	R-So.	Montgomery, Ala. / Ezekiel Academy
49	Baylor Cannon	K	5-11	152	Rf.	Marbury, Ala. / Marbury HS
52	Desjon Robertson	DL	6-1	290	Fr.	Pensacola, Fla. / Pensacola Catholic
53	Thomas Lauria	LS	6-2	227	So.	Gilbert, Ariz. / Highland HS
54	Dezmond Penn	C	6-1	296	Jr.	Delray Beach, Fla. / Atlantic HS
55	Josh Daniel	C	6-4	325	Rf.	Birmingham, Ala. / Minor HS
56	Elijah Walker	OL	6-2	343	Fr.	Daytona Beach, Fla. / Mainland HS
57	Garrett Wilemon	LS	5-10	214	Fr.	Prattville, Ala. / Prattville HS
58	Michael Moore Jr.	OL	6-2	280	Fr.	Loganville, Ga. / Parkview HS

ALPHABETICAL ROSTER		
#	NAME	POS
12	Allen Jr., LJ	S
29	Ashford, Ashton	RB
73	Baker, Elijah	OT
80	Barnes, Khayman	WR
71	Bell, Kriston	OL
1	Body, Andrew	QB
2	Bozeman, Tacaris	RB
7	Brown, Janil	DT
2	Burgess, James	CB
49	Cannon, Baylor	K
32	Ceaser, Brennen "BJ"	S
40	Creech, Dylan	FB
6	Cunningham, DeMarkus	LB
84	Dailey, Bakari	WR
55	Daniel, Josh	C
70	Daniels, Desmond	OT
97	Davis, Devin	DE
45	DeGraffenreid, Grant	LB
0	Dozier, Rico	LB
67	Dunn, Arelious	C
16	Fitts, Adrian	CB
96	Fletcher, Jakeem	DT
78	Frazier, Jeremiah	OL
23	Gates Jr., AJ	RB
37	Gilliam, Brandon	K
86	Gonzalez, Drake	FB
94	Gordon, Cameron	DT
17	Gregg, Asa	WR
83	Harden, Derick	TE/DL
19	Harkless, Luke	WR
6	Harrell, Ajai	WR
26	Harris II, Marcus	RB
95	Harris Jr., Cornell	DL
8	Hayes, James	QB
33	Haywood Jr., Jimmie	FB
41	Henry, Za'lien	LB
82	Hocutt, Will	LS
14	Horn, Eric	WR
20	Hostzclaw, Jamarie	RB
1	Jackson, Dasheen	S
24	Jacobs Jr., Dwight	SAF
8	Jean-Louis, Rhody	LB
76	Jenkins, Jimmie	TE
15	Jimpson, Zuriel	S
18	Johnson, Denzel	LB
22	Johnson, Drake	S
30	Johnson, Ethan	LB
90	Joiner Jr., Michael	DL
60	Jones IV, Bernard	OL
11	Jones, Jalen	WR
3	Kincey, Daquon	RB
66	King, Darrius "DJ"	OG
13	Langford, Jayvius	QB
13	Lapierre, Maurice	DE
53	Lauria, Thomas	LS
77	Lee, Zy'Terio	OT
64	Lett, Trej	DL
23	Lewis, Keane	S
59	Lewis-Horton, Jaland	LB
43	Lightfoot, Jr, Terrell	DE
4	Lovette, Twillie	CB
19	Mangle, Greg	CB
92	Mason, Ajani	DL
38	McCall II, Stewart	P/K
79	McLean, Phillip	OL
87	McMinn, Robert	WR
88	McRae, Errington	TE
17	Montgomery, Cordell	DB

NO.	PLAYER	POS.	HT	WT	CL	HOMETOWN/PREVIOUS SCHOOL
59	Jaland Lewis-Horton	LB	6-0	205	R-So.	Sweetwater, Ala. / Sweetwater HS
60	Bernard Jones IV	OL	6-0	271	Fr.	New Orleans, La. / Edna Karr HS
62	Andre Woods	OL	6-2	324	Fr.	Prattville, Ala. / Prattville HS
64	Trej Lett	OL	6-2	281	Fr.	Tanner, Ala. / Tanner HS
65	J'vyon Tatum	OL	6-3	282	Fr.	Forsyth, Ga. / Mary Parson HS
66	Darrius "DJ" King	OG	6-2	305	Jr.	Byhalia, Miss. / Northeast Miss. CC
67	Arelious Dunn	C	6-3	295	Sr.	Atlanta Ga. / Bethune-Cookman
69	Keeundra Salter	OL	6-3	298	Jr.	Montgomery, Ala. / Robert E. Lee HS
70	Desmond Daniels	OT	6-6	303	Sr.	Atlanta, Ga. / Bethune-Cookman
71	Kriston Bell	OL	6-6	301	Fr.	New Orleans, La. / Edna Karr HS
72	Nicholas Harris	OL	6-3	295	Fr.	Kennedy Heights, La. / St. Augustine HS
73	Elijah Baker	OT	6-4	310	R-So.	Phoenix, Ariz. / Desert Vista HS
74	Christian Walker	OL	6-3	281	Rf.	Lithonia, Ga. / Jackson State
75	Cameron Smith	OL	6-6	354	Sr.	Garland, Texas / Clark-Atlanta
76	Jimmie Jenkins	TE	6-3	290	OG	Cleveland, Ohio / Glenville HS
77	Zy'Terio Lee	OT	6-3	277	Rf.	Atlanta, Ga. / Mays HS
78	Jeremiah Frazier	OL	6-2	319	R-Jr.	Pike Road, Ala. / Troy University
79	Phillip McLean	OL	6-6	320	Fr.	Myrtle Beach, S.C. / Carolina Forest HS
80	Khayman Barnes	WR	5-9	197	R-Fr.	Tallahassee, Fla. / Godby HS
82	Will Hocutt	LS	6-3	215	Rf.	Moundville, Ala. / Hale County HS
83	Derick Harden	TE/OL	6-1	222	Jr.	Olive Branch, Miss. / NW Miss. CC
84	Bakari Dailey	WR	6-0	150	Fr.	Monroeville, Ala. / Auburn HS
85	Josiah Drain	TE	6-32	235	Jr.	Tacoma / Oklahoma Baptist
86	Drake Gonzalez	FB	5-11	211	Fr.	Memphis, Tenn. / St. George
87	Robert McMinn	WR	5-10	179	Jr.	Hollywood, Fla. / Miami Central HS
88	Errington McRae	TE	6-2	240	Jr.	Forrest City, Ark. / Memphis
89	Tyler Swann	DL	6-1	284	Jr.	Mableton, Ga. / VMI
90	Michael Joiner Jr.	DL	6-1	286	Fr.	Ocilla, Ga. / Irwin County HS
92	Ajani Mason	DL	6-2	267	Fr.	Tallahassee, Fla. / Lincoln HS
94	Cameron Gordon	OT	6-4	275	Sr.	Greenwood, S.C. / Lenoir-Rhyne
95	Cornell Harris Jr.	DL	6-2	317	Fr.	Kennedy Heights, La. / St. Augustine HS
96	Jakeem Fletcher	OT	6-2	291	R-So.	Tanner, Ala. / Tanner HS
97	Devin Davis	DE	6-6	237	Rf.	Laplace, La. / East St. John HS
98	Rashawn Watson	OT	6-2	277	Fr.	W. Palm Bch, Fla. / Chaminade Madonna Prep
99	Elijah Elmore	OT	6-1	311	Jr.	Wetumpka, Ala. / Iowa Western CC

58	Moore Jr., Michael	OL
28	Nwagwu, Nathan	CB
4	O'Brien, Jonah	QB
5	Offord, Caleb	CB
54	Penn, Dezmond	C
21	Phillips, Tre	CB
16	Pitts, Christian	WR
57	Pleasant, Bryant	LB
35	Quarels, Anthony "AJ"	LB
48	Richardson, Myles	DE
52	Robertson, Desjon	DL
69	Salter, Keeundra	OL
7	Saunders, Tyree	WR
3	Scarbrough, Amon	DB
42	Simms, Ta'Shaun	S
12	Sims, Zach	QB
75	Smith, Cameron	OL
34	Spencer, Gabe	RB
39	Summerville, Kohl	DB
89	Swann, Tyler	DL
27	Tarrant, Eric	ATH
65	Tatum, J'vyon	OL
25	Thomas, Bradley	CB
11	Thomas, Tregwan	DE
10	Tookes, Ethan	CB
46	Tuck, Harrison	K/P
44	Varner, Kanye	DE
74	Walker, Christian	OL
56	Walker, Elijah	OL
72	Ward, Arquis	RG
62	Woods, Andre	OL
47	Young, Shamone	DE
9	Young-Rolle, Stefon	DL

ASSISTANT COACHES & SUPPORT PERSONNEL



JAMES WILLIAMS
Associate Head Coach
Corners | NFL Liason
3rd Year



CHRIS BARNETTE
Offensive Coordinator / QBs
1st Year



RYAN LEWIS, SR
Defensive Coordinator | LB
3rd Year



BILLY GRESHAM
Special Teams Coord. |
Linebackers
7th Year



CHRIS BROWN
Offensive Line
1st Year



JONATHAN CARR
Tackles/Tight Ends
1st Year



WILL GLOVER
Wide Receivers
1st Year



JUWAN LEIWS
Running Backs
1st Year



TODD MIDDLETON
Defensive Line
2nd Year



RONNIE SCOTT
Safeties
1st Year




DERRICK BROWN
Quality Control | Defense
3rd Year



ANTHONY DAVIS
Quality Control | Offense
Assistant Receivers
2nd Year



DAHON MIXON
Graduate Assistant
2nd Year



JOHN PASLEY
Student Assistant | Offense
3rd Year



ASAD MUHAMMED
Student Assistant | Offense
3rd Year



JOSH ALEXANDER
Student Assistant | Defense
2nd Year



DEJERROD JONES
Director of Player
Development



OMAR TURNER
Director of Video Services
1st Year



TERRY SIMS
Director Football
Operations
2nd Year



JAMIE MCQUEEN
Asst. Director for
Sports Medicine/ FB
1st Year



JIMELLE HILL
Football Administration
Coordinator
2nd Year



TERRY THOMPSON
Assistant AD for
Sports Performance
2nd Year



FRED FRANKLIN
Head of Football
Equipment
2nd Year



GABBY SPENCER
Football Recruiting
Office Assistant
2nd Year

	GAME ONE Sept 1, 2024 Miami Gardens, Fla. Hard Rock Stadium ATT: 10,256
NORTH CAROLINA CENTRAL	31
ALABAMA STATE	24

SCORE BY QUARTERS					
	1	2	3	4	Final
N. Carolina Central	7	14	3	7	31
Alabama State	0	14	4	7	24

	NCCU	ASU
First Downs - Total	15	16
Rushing Total (Net)	151	203
Attempts	34	42
Avg. Per Rush	4.4	4.8
Rushing TDs	2	2
Passing Total (Net)	119	88
Comp.-Att.-Int.	9-18-0	9-17-2
TDs	1	0
Total Offense Yards	270	291
Plays	52	59
Fumbles - Lost	0-0	1-0
Penalties - Yds.	6-50	4-22
Punts - AVG.	5 - 39.0	4 - 29.8
Punt Returns: Total - Yds. - TDs	2-10-0	2-23-0
Punt: Avg. / Return	5.0	11.5
Kickoff Returns: Total - Yds. - TDs	3-85-0	4-104-1
Kickoff: Avg. / Return	28.3	26.0
INT Returns: Total - Yds. - TDs	2-42-1	0-0-0
Fumble Returns: Total - Yds. - TDs	0-0-0	0-0-0
Poss. Time	28:12	31:48
3rd. Down Conv.	4 of 10	4 of 12
4th. Down Conversions	0 of 1	2 of 3
Red-Zone: Scores - Chances	4-4	1-1
Sacks: Total - Yds.	5-26	2-20
PAT: Total - Made	4-4	3-3

MIAMI GARDENS, Fla. | Alabama State put together a 203-yard performance on the ground, including 134 yards and two touchdowns from quarterback **Andrew Body**, but fell 31-24 to North Carolina Central Sunday afternoon at home at Hard Rock Stadium.

Body is the first Hornet to rush for 100 yards and two touchdowns since 2022. Jacory Merritt had 140 yards against Prairie View AGM on Sept. 24, 2022 and scored two touchdowns against UAPB on Nov. 11, 2024.

Marcus Harris II added 28 yards on the ground and **Eric Horn** had one catch for 45 yards.

Rico Dozier paced the Alabama State defensive effort, totaling six tackles, one tackle for loss, and one sack. Miami, Fla., native **Stefon Young-Rolle** added four tackles, one tackle for loss, and one sack.

ASU's defense held North Carolina Central's offense, allowing 270 total yards.

HOW IT HAPPENED

ASU responded after opening the game with a 21-0 deficit. The Hornets responded with a field goal after NCCU increased its lead to 24-14 to make it a 24-17 game.

After NCCU increased its lead to 31-17, ASU got on the scoreboard with 3:24 left in the fourth quarter to narrow the advantage 31-24. An NCCU interception ended the Hornets final drive with 30 seconds to go.

Game Notes

- ASU out-gained NCCU 291-270, including a 203-151 advantage on the ground.
- Body is the first Hornet to rush for 100 yards and two touchdowns since 2022. Jacory Merritt had 140 yards against Prairie View AGM on Sept. 24, 2022 and scored two touchdowns against UAPB on Nov. 11, 2024.
- Demarkus Cunningham led the Hornets with eight tackles.
- ASU went 2-for-3 on fourth down, converting on 66.7 percent of attempts.
- ASU won the time of possession battle 31:48 to 28:12.
- Walker Harris led the Eagles passing attack, completing nine of his 18 attempts for 119 yards and one touchdown.
- J'Mari Taylor led the NCCU with 128 yards rushing and two touchdowns.

	GAME TWO Sept. 7, 2024 Montgomery, Ala. ASU Stadium Att: –
MILES COLLEGE	3
ALABAMA STATE	24

SCORE BY QUARTERS					
	1	2	3	4	Final
Miles	0	3	0	0	3
Alabama State	7	17	0	0	24

	MILES	ASU
First Downs	12	10
Rushing Total (Net)	46	191
Attempts	29	41
Avg. Per Rush	1.6	4.7
Rushing TDs	0	1
Passing Total (Net)	188	88
Comp.-Att.-Int.	17-34-2	5-12-1
TDs	0	2
Total Offense Yards	234	279
Plays	63	53
Fumbles - Lost	4-2	2-1
Penalties - Yds.	6-55	10-80
Punts - AVG.	4-37.2	7-35.6
Punt Returns: Total - Yds. - TDs	3-0-0	1-58-0
Punt: Avg. / Return	0.0	58.0
Kickoff Returns: Total - Yds. - TDs	3-85-0	4-104-1
Kickoff: Avg. / Return	28.3	26.0
INT Returns: Total - Yds. - TDs	2-39-0	1-23-0
Fumble Returns: Total - Yds. - TDs	1-25-0	2-41-0
Poss. Time	29:22	30:38
3rd. Down Conv.	4 of 14	3 of 13
4th. Down Conversions	0 of 4	0 of 1
Red-Zone: Scores - Chances	0-1	2-2
Sacks: Total - Yds.	1-8	4-30
PAT: Total - Made	0-0	3-3

MONTGOMERY, Ala. – Alabama State used a strong rushing attack and tough defense to dispatch Miles College 24-3 Saturday at ASU Stadium

James Hayes led Alabama State's passing attack with 88 yards through the air, tossing two touchdowns and one interception.

Daquon Kincey totaled 137 yards to lead the Hornets' ground attack and added one touchdown in the game, picking up 10.5 yards per carry. Jamarie Hostzclaw also tacked 56 yards on the ground, picking up 4.7 yards per carry.

Tregwan Thomas showed out for the ASU defense, collecting six tackles, 3.0 TFL, three sacks, and three forced fumbles. James Burgess added three tackles and one interception and Amon Scarbrough had three tackles and one interception in the win.

How It Happened

ASU scored first and took a 7-0 lead on the game's opening drive. The Hornets then expanded the lead to 10-0 with another score.

The Hornets kept building its advantage after Miles made it a 10-3 game, scoring again with 4:22 remaining in the second quarter to go ahead 17-3. The Hornets continued to expand their lead, scoring again to go on top 24-3.

Game Notes

- Hayes was the first true freshman to start at quarterback for Alabama State since 2020 (Joe Owens/Myles Crawley).
- Kincey's 137 yards rushing gave ASU back-to-back game siwth 100-yard rushers for the first time since 2022 (Jacory Merrett/Santo Dunn)
- The Hornets won the turnover battle 4-2 after intercepting two passes and recovering two fumbles.
- ASU scored first with 13:47 left in the first quarter and never trailed the rest of the game on their way to victory.
- The Hornets tallied 17 points in the second quarter, accounting for 70.8% of their total score.
- ASU took potential points off the board by forcing two turnovers on their half of the field
- Kam Ivory led the Golden Bears passing attack, completing 16 of his 32 attempts for 168 yards with two interceptions.
- Jonero Scott led the Miles rushing attack with 57 yards.

	GAME THREE Sept. 14, 2024 Birmingham, Ala. Pete Hanna Stadium Att.: 6,045
ALABAMA STATE	7
SAMFORD	12

SCORE BY QUARTERS					
	1	2	3	4	Final
Alabama State	0	3	0	0	3
Samford	7	17	0	0	24

	ASU	SAM
First Downs	10	16
Rushing Total (Net)	103	120
Attempts	34	47
Avg. Per Rush	3.0	2.6
Rushing TDs	1	1
Passing Total (Net)	106	185
Comp.-Att.-Int.	9-23-0	19-25-1
TDs	0	1
Total Offense Yards	209	305
Plays	57	72
Fumbles - Lost	0-0	4-0
Penalties - Yds.	6-37	3-26
Punts - AVG.	10-35.1	7-37.3
Punt Returns: Total - Yds. - TDs	0-0-0	5-38-0
Punt: Avg. / Return	0	7.6
Kickoff Returns: Total - Yds. - TDs	3-50-0	1-18-0
Kickoff: Avg. / Return	16.7	18.0
INT Returns: Total - Yds. - TDs	1-19-0	0-0-0
Fumble Returns: Total - Yds. - TDs	0-0-0	0-0-0
Poss. Time	25:01	34:59
3rd. Down Conv.	5 of 16	5 of 17
4th. Down Conversions	0 of 0	0 of 0
Red-Zone: Scores - Chances	1-1	0-1
Sacks: Total - Yds.	1-12	2-19
PAT: Total - Made	1-1	0-1

HOMEWOOD, Ala. | Samford fought back from a one-point halftime deficit to upend Alabama State University 12-7 at Bobby Bowdon Field-Pete Hanna Stadium on Saturday night.

Marcus Harris II led all Hornets rushers with 58 yards and one touchdown, picking up 5.3 yards per carry. Jamarie Hostzclaw added 34 yards on the ground, averaging 4.2 yards per carry.

Bakari Dailey reeled in two catches for 51 yards, including a 47-yard catch to set up the Hornet first .

Rhody Jean-Louis collected one interception. Team added and Jalen Jones had in the loss.

Defensively, Alabama State held Samford to 305 total yards.

HOW IT HAPPENED

Alabama State got on the scoreboard first with 7:58 left in the first quarter to take a 7-0 lead.

Samford scored on a scored on a touchdown pass from Quincy Crittendon to Jaan Cousing with 5:56 to go in the second quarter. Maurice Lapierre blocked the PAT to keep the lead 7-6 at the half.


The Bulldogs took the lead for good on a Demonta Wilkerson one-yard touchdown to lead 12-7 after a failed two-point conversion attempt.

GAME NOTES

- Samford outgained Alabama State 305-209 in the contest.
- Alabama State's final eight drives to the game starting with 5:01 in the second quarter all started inside the 20-yard line.
- Alabama State won the turnover battle 1-0 courtesy of a Rhody Jean-Louis interception.
- Alabama State converted 5 of 16 third downs while Samford was successful on 5 of 17.
- The Hornets had three players with more than eight tackles in the ballgame led by Rico Dozier, who had 10.
- Alabama State gave up just 12 points in five Samford trips to the red zone..
- The Hornets totaled eight tackles for loss.
- Quincy Crittendon led the Bulldogs passing attack, completing 19 of his 25 attempts for 185 yards and one touchdown with one interception.
- Damonta Witherspoon led the Samford rushing attack with 126 yards and one touchdown.

GAME 7: ALABAMA A&M UNIVERISTY

OCTOBER 26, 2024 | BIRMINGHAM, ALABAMA | LEGION FIELD | 83RD MAGIC CITY CLASSIC

	GAME FOUR Sept. 28, 2024 Daytona Beach, Fla. Daytona Stadium Att.: 6,721
ALABAMA STATE	26
BETHUNE-COOKMAN	21

SCORE BY QUARTERS

	1	2	3	4	Final	
Alabama State	10	3	10	3	26	Record: (2-2)
Samford	0	7	0	14	21	Record: (0-4)

	ASU	BCU
FIRST DOWNS	22	18
RUSHING TOTAL (NET)	308	99
Attempts	55	32
Avg. Per Rush	5.6	3.1
Rushing TDs	1	2
PASSING TOTAL (NET)	78	142
Comp.-Att.-Int.	8-12-0	19-30-1
TDs	1	1
Total Offense Yards	386	241
Plays	67	62
Fumbles - Lost	1-1	3-2
Penalties - Yds.	11-72	6-40
Punts - AVG.	2-41.0	2-29.0
Punt Returns: Total - Yds. - TDs	1- -10-0	0-0-0
Kickoff: Avg. / Return	3 - 5.3	4 - 15.5
INT Returns: Total - Yds. - TDs	1-15-0	0-0-0
Fumble Returns: Total - Yds. - TDs	0-0-0	0-0-0
Poss. Time	34:33	25:27
3rd. Down Conv.	8 of 14	2 of 10
4th. Down Conversions	0 of 0	2 of 5
Red-Zone: Scores - Chances	5-5	2-2
Sacks: Total - Yds.	0-0	3-16
PAT: Total - Made	2-2	3-3

DAYTONA BEACH, Fla. | Alabama State used a 308-yard performance on the ground, including 120 yards from Jamarie Hostzclaw, to pick up a 26-21 win to open SWAC play over Bethune-Cookman on Saturday afternoon at Daytona Stadium.

Alabama State's 308 yards rushing was the first 300-yard game for the Hornets since Oct. 29, 2017 when ASU rushed for 391 against Alabama A&M in the Magic City Classic. Holtzclaw's 120 yards was the third 100-yard rushing effort for ASU this season.

A.J. Gates also added 74 yards on the ground, averaging 8.2 yards per carry. Daquon Kincey chipped in with 71 yards as well, averaging 5.9 yards per carry. **Ajai Harrell** caught four passes for 36 yards and one score and ran for another.

How It Happened

Alabama State scored first on a Brandon Gilliam 49-yard field with 9:34 left in the first quarter before taking a 10-0 on a one-yard run by Harrell.

Bethune-Cookman made it a 10-7 game, but ASU ansered on the final play of the half on a Gilliam 28-yard field goal to lead 13-7 at the half. Gilliam connected on a 37-yard field to give ASU a 16-7 lead with 7:15 to go in the third.

Zach Sims tossed a four-yard touchdown pass to Harrell four-yard to build the lead to 23-7 and Gilliams nailed a 23-yard field goal to make the score 26-7.

Game Notes

- Alabama State's 308 yards rushing was the first 300-yard game for the Hornets since Oct. 29, 2017 when ASU rushed for 391 against Alabama A&M in the Magic City Classic.
- Holtzclaw's 120 yards was the third 100-yard rushing effort for ASU this season.
- Alabama State outgained Bethune-Cookman 386-241
- Alabama State won the turnover battle 3-1The
- Alabama State converted 8 of 14 third downs while Bethune-Cookman was successful on 2 of 10.
- Demarkus Cunningham led the Hornets with 12 tackles.
- Gilliam knocked through four field goals for the Hornets with a long of 49 yards. The last time ASU made three-plus field goals in a game was against BCU in 2022.
- Sims completed 66.7% of his passes on the day, going 8-for-12 while averaging 6.5 yards per attempt.

	GAME FIVE OCT. 4, 2024 Montgomery, Ala. ASU Stadium Att.: HC
NO. 22 FLORIDA A&M	28
ALABAMA STATE	13

SCORE BY QUARTERS

	1	2	3	4	Final	
Florida A&M	7	0	7	14	28	Record: (3-2)
Alabama State	7	0	3	3	13	Record: (2-3)

	FAMU	ASU
FIRST DOWNS	19	11
RUSHING TOTAL (NET)	109	211
Attempts	35	42
Avg. Per Rush	3.1	5.0
Rushing TDs	0	1
PASSING TOTAL (NET)	196	68
Comp.-Att.-Int.	20-30-2	4-15-2
TDs	3	0
Total Offense Yards	305	279
Plays	65	57
Fumbles - Lost	2-2	1-1
Penalties - Yds.	8-64	4-35
Punts - AVG.	3-42.0	3-49.0
Punt Returns: Total - Yds. - TDs	1- -10-0	2- -4-0
Kickoff: Avg. / Return	3 - 14.7	2 - 15.5
INT Returns: Total - Yds. - TDs	2-16-0	2-0-0
Fumble Returns: Total - Yds. - TDs	1-20-1	0-0-0
Poss. Time	35:10	24:50
3rd. Down Conv.	7 of 13	2 of 13
4th. Down Conversions	1-2	3-6
Red-Zone: Scores - Chances	2-2	2-4
Sacks: Total - Yds.	1-2	3-6
PAT: Total - Made	4-4	1-1

MONTGOMERY, Ala. | Alabama State University had 211 yards showing on the ground, including 138 yards from Jamarie Hostzclaw, but fell 28-13 to Florida A&M Saturday afternoon at home at ASU Stadium.

Daquon Kincey also added 31 yards on the ground, averaging 4.4 yards per carry and Tacaris Bozeman had a touchdown on the ground.**Asa Gregg** hauled in one catch for 51 yards.

Dasheen Jackson had one interception. **James Burgess** added three tackles, one interception, and one forced fumble and **Keane Lewis** had one recovered fumble in the loss.

The Hornets won the turnover battle in Saturday's game, forcing four turnovers while coughing the ball up three times. Alabama State racked up 211 rushing yards while averaging 5 yards per carry and out-rushing Florida A&M by 99 yards.

Alabama State's defense held up against Florida A&M's offense, allowing 308 total yards.

How It Happened

Alabama State responded to a 7-0 deficit with a score to tie it up at 7-7 with 3:24 left in the first quarter. Florida A&M then scored to take a 14-7 lead before the Hornets put a field goal on the board to close the gap and make it a 14-10 game in the third quarter.

After Florida A&M scored to expand its lead to 21-10, Alabama State scored again with 4:40 remaining in the fourth quarter to cut into the lead and make it a 21-13 game. Alabama State didn't score again in the game and Florida A&M added seven more points on a fumble return for a touchdown.

Game Notes

- Alabama State won the turnover battle 4-3 after intercepting two passes and recovering two fumbles.
- Alabama State had their highest scoring quarter in the first period, when they put up seven points.
- Alabama State converted 2 of 13 third downs while Florida A&M was successful on 7 of 13.
- The Hornets had two players with more than eight tackles led by Rico Dozier's10.
- Alabama State went 1-for-2 on fourth down, converting on 50 percent of attempts.
- Daniel Richardson led the Rattlers passing attack, completing 20 of his 30 attempts for 196 yards and three touchdowns with two interceptions.
- Levontai Summersett led the Florida A&M rushing attack with 66 yards.

	GAME SIX Oct. 12, 2024 Montgomery, Ala. ASU Stadium Att.: 10,427
MISSISSIPPI VALLEY STATE	17
ALABAMA STATE	54

SCORE BY QUARTERS

	1	2	3	4	Final	
Miss. Valley St.	14	3	0	0	17	Record: (0-6)
Alabama State	13	21	10	10	54	Record: (3-3)

	MVSU	ASU
FIRST DOWNS	10	18
RUSHING TOTAL (NET)	50	124
Attempts	39	34
Avg. Per Rush	1.3	3.6
Rushing TDs	1	2
PASSING TOTAL (NET)	108	335
Comp.-Att.-Int.	13-20-1	15-23-0
TDs	1	4
Total Offense Yards	158	459
Plays	59	57
Fumbles - Lost	3-0	3-1
Penalties - Yds.	2-13	7-55
Punts - AVG.	8- 33.0	2-44.5
Punt Returns: Total - Yds. - TDs	1-9-0	6-112-1
Kickoff: Avg. / Return	7 - 30.4	3 -23.7
INT Returns: Total - Yds. - TDs	0-0-0	1-1-0
Fumble Returns: Total - Yds. - TDs	0-0-0	0-0-0
Poss. Time	32:43	27:17
3rd. Down Conv.	3 of 15	6 of 12
4th. Down Conversions	1 of 2	0 of 2
Red-Zone: Scores - Chances	1-1	4-5
Sacks: Total - Yds.	0-0	4-23
PAT: Total - Made	2-2	6-7

MONTGOMERY, Ala. | Alabama State powered back from down 14 points to secure a 54-17 comeback victory against Mississippi Valley State on Saturday afternoon at ASU Stadium.

Kareem Keye led Alabama State's passing attack with 326 yards through the air, tossing four touchdowns without throwing an interception.

Jamarie Hostzclaw led all Hornets rushers with 54 yards and one touch-down, picking up 6.8 yards per carry. Hostzclaw also added 44 receiving yards. Tacaris Bozeman also added 35 yards on the ground, averaging 8.8 yards per carry.

Robert McMinn reeled in two catches for 122 yards and two scores.

Treqwan Thomas showed out for the Alabama State defense, collecting 11 tackles, 3.5 TFL, and two sacks. James Burgess added five tackles, 0.5 TFL, and one interception and Team had in the win.

Both Alabama State and Mississippi Valley State forced one turnover in Saturday's contest, with Alabama State turning that takeaway into three points. The Alabama State offense did a good job keeping drives alive, converting on 50 percent of third-down attempts.


Defensively, Alabama State limited Mississippi Valley State to 158 total yards. The Hornets kept Mississippi Valley State under 150 yards on both the ground and through the air, allowing 108 passing and 50 rushing yards.

HOW IT HAPPENED


Alabama State put up 54 points on eight different scoring plays. The Hornets took the lead for good with 6:05 left in the second quarter, opening up a 20-17 advantage on the Delta Devils. hit McMinn on an 84-yard touchdown catch to close a three-play, 86-yard drive. The Hornets then rode that lead to victory, increasing their advantage by 34 points along the way.

GAME NOTES

- The 54 points were the most points under Eddie Robinson and most since scoring 53 against Miles in 2016.
- The Hornets defense took up residence in MVSU's backfield, racking up four sacks and 12 total tackles for loss.
- The 34 points in the first half were the most points in a half under Robinson and most in half since 2019.
- The Hornets had three players with more than eight tackles led by Rico Dozier and Thomas, who had 11.
- The Hornets didn't allow a sack in the contest.
- The Hornets ended the game on a high note, scoring 41 unanswered points to close out the contest.
- Keye completed 66.7% of his passes on the day, going 14-for-21 while averaging 15.5 yards per attempt.

	GAME SEVEN Oct. 26, 2023 Birmingham, Ala. Legion Field Att.:
ALABAMA STATE	 --
ALABAMA A&M	--

	GAME EIGHT NOV. 2, 2024 Mobile, Ala. Ladd Pebbles Stadium Att.:
ALCORN STATE	 23
ALABAMA STATE	20

	GAME NINE Nov., 9, 2024 Grambling, La. Eddie Robinson Memorial Stadium Att.:
ALABAMA STATE	--
GRAMBLING STATE	--

GAME 7: ALABAMA A&M UNIVERISTY

OCTOBER 26, 2024 | BIRMINGHAM, ALABAMA | LEGION FIELD | 83RD MAGIC CITY CLASSIC

	GAME TEN Nov. 16, 2024 Montgomery, Ala. ASU Stadium Att.:	
JACKSON STATE		--
ALABAMA STATE		--

	GAME ELEVEN Nov. 23, 2024 Montgomery, Ala. ASU Stadium Att.:	
PRAIRIE VIEW A&M		--
ALABAMA STATE		--

	GAME TWELVE Nov., 28, 2024 Montgomery, Ala. ASU Stadium Att.:	
TUSKEGEE		--
ALABAMA STATE		--



CAREER RECORDS

SCORING

ANTHONY JOHNSON
2003-2006

248 [140 PAT / 36 FG]

Player	Years	TD	PAT	2PT	FG	Pts
Anthony Johnson	2003-06	0	140	0	36	248
Rico White	1990-93	37	0	78	0	222
Keldrick Williams	2003-06	36	0	0	0	216
Bobby Wenzig	2011-13	0	96	0	35	201
Isaiah Crowell	2012-13	30	0	0	0	180
Brad Baxter	1985-88	30	0	0	0	180
Nick Andrews	2008-11	27	0	1	0	164
Hunter Hanson	2017-2021	0	64	0	28	148
Alcedo Surtain	1992-95	23	0	3	0	144
Reggie Brown	1988-91	23	0	2	0	140
Robert Randolph	2002-05	23	0	1	0	140
Horace Brooks	1989-92	23	0	0	0	138
Malcom Cyrus	2011-14	23	0	0	0	138
Damon Hodge	1996-99	21	4	9	0	134
Larry Bias	1998-01	22	0	0	0	132

TOTAL OFFENSE

DARNELL KENNEDY
1997-2001

12,888 yds

Player	Years	Plays	Rush	Pass	Ttl
Darnell Kennedy	1997-01	1,952	1,017	11,753	12,888
Ricky Jones	1988-91	934	1,273	5,456	6,823
Daniel Duhart	2012-15	946	430	5,373	5,803
Tarvaris Jackson	2003-05	821	811	4,898	5,709
John Caldwell	1978-81	932	160	3,297	4,087
Lloyd Ivey	1967-70	792	585	3,458	4,043
Greg Jenkins	2011-12	686	837	3,166	4,003
Alcedo Surtain	1992-95	611	1,241	2,588	3,829
Brad Baxter	1985-88	773	3,732	0	3,732
Rico White	1990-93	660	3,470	0	3,470
Chris Mitchell	2007-09	693	310	3,084	3,394



DARNELL KENNEDY

PASSING

DARNELL KENNEDY
1997-2001


11,753 yds

Player	Years	ATT	COMP	YDS	TD
Darnell Kennedy	1997-01	1,571	859	11,753	102
Ricky Jones	1989-91	640	322	5,456	49
Daniel Duhart	2012-15	425	750	5,373	36
Tarvaris Jackson	2003-05	665	342	4,898	38
Anthony Benjamin	1982-85	683	291	3,531	17
Lloyd Ivey	1967-70	585	235	3,458	41
John Caldwell	1978-81	597	268	3,388	24
Charles Mitchell	1964-67	395	190	3,206	24
Greg Jenkins	2011-12	262	443	3,166	20
Chris Mitchell	2007-09	507	243	3,084	20
KHA'Darrius Davis	2017-19	485	273	3,058	31
Antoniush Smith	1985-89	541	265	2,966	14

BRAD BAXTER
1985-88

3,732 yds

Player	Years	ATT	YDS	AVG	TD
Brad Baxter	1985-88	773	3,732	4.8	30
Rico White	1990-93	660	3,470	5.3	36
Malcolm Cyrus	2011-14	469	2,735	5.8	23
Khalid Thomas	2013-16	459	2,633	5.7	19
Jay Peck	2004-07	519	2,399	4.6	8
Keldrick Williams	2003-05	399	2,362	5.9	26
Gene Blanchard	1963-66	404	2,021	5.0	n/a
Isaiah Crowell	2012-13	329	1,963	6.0	30
Larry Bias	1998-01	249	1,861	7.5	22
Ezra Gray	2017-2021	388	1,655	4.3	9
Rahmod Traylor	2006-09	376	1,585	4.2	13
Johnny Pleasant	1965-68	289	1,571	5.4	n/a
Derrick Massingale	1978-81	359	1,522	4.2	5
Robert Vaughn	1994-97	200	1,332	6.7	15



BRAD BAXTER



CAREER RECORDS

RECEPTIONS

NICK ANDREWS • 2008-11
202 receptions

Player	Years	REC	YDS	YPC	TD
Nick Andrews	2008-11	202	2,755	13.6	27
Damon Hodge	1996-99	176	2,280	13.0	21
Reggie Barlow	1992-95	133	2,536	19.5	17
T.C. McWilliams	2009-12	133	1,737	13.1	16
Reggie Brown	1988-91	132	2,271	17.2	23
Darryl Pearson	1984-87	124	1,823	14.7	16
Kenneth Watson	1998-00	120	1,772	14.8	10
Ricky Cotton	1978-81	112	1360	12.1	9
Kisean Johnson	2020-23	104	1487	14.3	11
Darius Mathis	2007-09	103	1129	11.0	11



REGGIE BARLOW

RECEIVING YARDS

REGGIE BARLOW • 1992-95
2,536 yds

Player	Years	REC	YDS	YPC	TD
Reggie Barlow	1992-95	133	2,536	19.5	17
Damon Hodge	1996-99	176	2,280	13.0	21
Reggie Brown	1988-91	132	2,271	17.2	23
Horace Brooks	1989-92	102	2,180	21.4	23
Darryl Pearson	1984-87	124	1,823	14.7	16
Kenneth Watson	1998-00	120	1,772	14.8	10
Reginald Glover	2002-04	80	1,740	21.8	13
T.C. McWilliams	2009-12	133	1,737	13.1	16
Nick Andrews	2008-10	124	1,660	13.4	17
William Evans	1962-65	53	1,582	29.8	21

PUNTING

David Beckford • 1999-2002
43.8 avg

Player	Years	NO.	YDS	AVG
David Beckford	1999-02	195	8,534	43.8
Anthony Craven	2018-19	137	5,897	43.0
Bobby Wenzig	2011-13	215	8,977	41.8
Lonnie Broadnax	1971-74	136	5,552	40.8
Charles Mitchell	1964-67	170	6,760	39.8
Ernest Carswell	1980-83	84	3,262	38.8
Trevor Vincent	2016-17	241	9,095	37.7
Anthony Speight	2008-10	113	4,260	37.7
Erik Mothershed	1990-93	121	4,419	36.5
Randy Lefebure	1998-99	51	1,853	36.3
Reginald Adams	1986-89	195	7,016	36.0

INTERCEPTIONS

KEJUAN RILEY • 2009-12
21 total

Player	Years	NO.	YDS	TD
Kejuan Riley	2009-12	21	348	0
Emmanuel Martin	1988-91	17	220	0
Antoine Hill	2001-03	16	244	2
Latrod Garner	1990-93	16	219	1
Edwin Ross	1984-87	15	132	1
Chauncey Whatley	1975-78	15	113	2
Lecorey Harvest	1990-93	13	199	1
Michael Madison	1975-78	13	186	3
Darryl Lowe	1977-80	12	34	0



SINGLE SEASON RECORDS

SCORING

ALCEDE SURTAIN • 1995
130 [21 TDs]

Player	Year	TD	PAT	FG	Pts
Alcede Surtain	1995	21	0	0	130
Keldrick Williams	2004	17	0	0	102
Anthony Johnson	2003	0	53	13	92
Isaiah Crowell	2012	15	0	0	90
Isaiah Crowell	2013	15	0	0	90
Johnny Pleasant	1966	14	1	0	86
Anthony Johnson	2004	0	50	11	83
Preston Clark	2014	0	15	35	80
Michael Jefferson	2019	13	0	0	78
Robert Vaughn	1994	13	0	0	78
Rico White	1993	13	0	0	78
Rico White	1990	13	0	0	78
Brad Baxter	1986	13	0	0	78
Bobby Wenzig	2011	0	31	15	76
Jason Thompson	1990	0	44	10	74

PASSING

DARNELL KENNEDY • 2000
3,488 yds

Player	Year	ATT	COMP	YDS	TD
Darnell Kennedy	2000	401	217	3,488	33
Darnell Kennedy	2001	201	346	3,151	33
Tarvaris Jackson	2004	349	182	2,556	20
Darnell Kennedy	1998	375	201	2,409	19
Darnell Kennedy	1997	331	207	2,378	15
Tarvaris Jackson	2003	316	160	2,342	18
Ricky Jones	1990	245	124	2,136	21
Daniel Duhart	2014	159	296	2,105	10
KHA'Darrius Davis	2019	181	309	2,097	21
Ricky Jones	1991	240	126	2,042	19
Anthony Benjamin	1985	324	144	1,720	7
Chris Mitchell	2009	260	131	1,748	10
Damon Stewart	2023	125	194	1,633	11
Devin Dominguez	2010	255	126	1,536	19

TOTAL OFFENSE

DARNELL KENNEDY • 2001
3,674 yds

Player	Year	Plays	Rush	Pass	Ttl
Darnell Kennedy	2001	442	465	3,151	3,674
Darnell Kennedy	2000	482	-13	3,488	3,537
KHA'Darrius Davis	2019	319	3	2,097	3,000
Tarvaris Jackson	2004	414	253	2,556	2,809
Darnell Kennedy	1998	435	385	2,409	2,794
Tarvaris Jackson	2003	407	444	2,342	2,786
Ricky Jones	1990	341	410	2,196	2,606
Darnell Kennedy	1997	463	108	2,378	2,486
Ricky Jones	1991	316	417	2,042	2,453
Daniel Duhart	2014	371	158	2,105	2,263
Alcede Surtain	1995	357	1,024	1,227	2,251
Greg Jenkins	2012	354	507	1,691	2,198
Daniel Duhart	2013	363	161	1,903	2,064
Chris Mitchell	2009	362	187	1,748	1,935
Damon Stewart	2023	242	40	1,633	1,672
Greg Jenkins	2011	332	330	1,475	1,805

RUSHING

BRAD BAXTER • 1996
1,705 yds

Player	Year	ATT	YDS	AVG	TD
Brad Baxter	1986	302	1,705	5.6	13
Malcolm Cyrus	2014	236	1,497	6.3	9
Rico White	1993	233	1,267	5.4	13
Khalid Thomas	2016	179	1,237	6.9	9
Brad Baxter	1987	267	1,206	4.5	9
Keldrick Williams	2003	201	1,195	5.9	9
Jay Peck	2007	246	1,186	4.8	6
Larry Bias	2001	192	1,167	6.1	9
Keldrick Williams	2004	198	1,167	5.9	17
Isaiah Crowell	2013	170	1,121	6.6	15
Robert Vaughn	1994	132	1,088	8.2	13
Alcede Surtain	1995	178	1,024	5.8	21
Gene Blanchard	1966	157	943	6.0	8



SINGLE SEASON RECORDS

SCORING					
Player	Year	TD	PAT	FG	Pts
Alcede Surtain	1995	0	21	0	130
Keldrick Williams	2004	17	0	0	102
Anthony Johnson	2003	0	53	13	92
Isaiah Crowell	2012	15	0	0	90
Isaiah Crowell	2013	15	0	0	90
Johnny Pleasant	1966	14	1	0	86
Anthony Johnson	2004	0	50	11	83
Preston Clark	2014	0	15	35	80
Robert Vaughn	1994	13	0	0	78
Rico White	1993	13	0	0	78
Rico White	1990	13	0	0	78
Brad Baxter	1986	13	0	0	78
Bobby Wenzig	2011	0	31	15	76
Jason Thompson	1990	0	44	10	74

TOTAL OFFENSE					
Player	Year	Plays	Rush	Pass	Ttl
Darnell Kennedy	2001	442	465	3,151	3,674
Darnell Kennedy	2000	482	-13	3,488	3,537
Tarvaris Jackson	2004	414	253	2,556	2,809
Darnell Kennedy	1998	435	385	2,409	2,794
Tarvaris Jackson	2003	407	444	2,342	2,786
Ricky Jones	1990	341	410	2,196	2,606
Darnell Kennedy	1997	463	108	2,378	2,486
Ricky Jones	1991	316	417	2,042	2,453
Daniel Duhart	2014	371	158	2,105	2,263
Alcede Surtain	1995	357	1,024	1,227	2,251
Greg Jenkins	2012	354	507	1,691	2,198
Daniel Duhart	2013	363	161	1,903	2,064
Chris Mitchell	2009	362	187	1,748	1,935
Greg Jenkins	2011	332	330	1,475	1,805

PASSING					
Player	Year	ATT	COMP	YDS	TD
Darnell Kennedy	2000	401	217	3,488	33
Darnell Kennedy	2001	201	346	3,151	33
Tarvaris Jackson	2004	349	182	2,556	20
Darnell Kennedy	1998	375	201	2,409	19
Darnell Kennedy	1997	331	207	2,378	15
Tarvaris Jackson	2003	316	160	2,342	18
Ricky Jones	1990	245	124	2,136	21
Daniel Duhart	2014	159	296	2,105	10
Ricky Jones	1991	240	126	2,042	19
Anthony Benjamin	1985	324	144	1,720	7
Chris Mitchell	2009	260	131	1,748	10
Damon Stewart	2023	125	194	1633	11
Devin Dominguez	2010	255	126	1,536	19

RUSHING					
Player*Year	ATT	YDS	AVG	TD	
Brad Baxter	1986	302	1,705	5.6	13
Malcolm Cyrus	2014	236	1,497	6.3	9
Rico White	1993	233	1,267	5.4	13
Khalid Thomas	2016	179	1,237	6.9	9
Brad Baxter	1987	267	1,206	4.5	9
Keldrick Williams	2003	201	1,195	5.9	9
Jay Peck	2007	246	1,186	4.8	6
Larry Bias	2001	192	1,167	6.1	9
Keldrick Williams	2004	198	1,167	5.9	17
Isaiah Crowell	2013	170	1,121	6.6	15
Robert Vaughn	1994	132	1,088	8.2	13
Alcede Surtain	1995	178	1,024	5.8	21
Gene Blanchard	1966	157	943	6.0	8

RECEPTIONS					
Player	Year	REC	YDS	YPC	TD
Damon Hodge	1998	83	1,023	12.3	3
Nick Andrews	2011	78	1,095	14.0	10
Kisean Johnson	2023	62	819	13.2	7
Alphus Shipman	1997	61	708	11.6	3
Reggie Barlow	1994	58	1,267	21.8	12
Floyd "B.J." Tiger	2001	58	1,074	18.5	8
Ricky Cotton	1980	58	668	11.5	6
Clayton Harris	2004	54	548	10.1	2
Damon Hodge	1997	53	737	13.9	3
Machion Sanders	2002	52	729	14.0	10
Earl Lucas	2013	51	515	10.1	3
Darryl Pearson	1985	50	692	13.8	4
Reggie Brown	1990	48	815	17.0	8
T.C. McWilliams	2012	48	612	12.8	5

RECEIVING YARDS					
Player	Year	REC	YDS	YPC	TD
Reggie Barlow	1994	58	1,267	21.8	12
Nick Andrews	2011	78	1,095	14.0	10
Floyd "B.J." Tiger	2001	58	1,074	18.5	8
Damon Hodge	1998	83	1,023	12.3	3
Reginald Glover	2004	43	981	22.8	7
William Evans	1965	23	843	36.7	11
Kisean Johnson	2023	62	819	13.2	7
Reggie Brown	1990	48	815	17.0	8
Chad Lucas	2003	47	813	17.3	5
Nick Andrews	2009	47	803	17.1	5
Damon Hodge	1997	53	737	13.9	3
Machion Sanders	2002	52	729	14.0	10

PUNTING (min. 25 punts)				
Player	Year	NO.	YDS	AVG
Lonnie Broadnax	1974	35	1,604	46.0
David Beckford	2001	41	1,881	45.9
Bobby Wenzig	2012	61	2,780	45.6
David Beckford	2000	44	1,932	43.9
David Beckford	2002	57	2,505	43.9
Bobby Wenzig	2013	77	3,295	42.8
Anthony Craven	2018	78	3,311	42.7
Charles Mitchell	1965	58	2,473	42.6
David Beckford	1999	53	2,216	41.8
Bobby Wenzig	2011	70	2,902	41.5
Lonnie Broadnax	1973	55	2,226	40.5
Trevor Vincent	2017	63	2,549	40.5
Ernest Carswell	1982	27	1,069	39.6
Erik Mothershed	1992	55	2,174	39.5
Anthony Speight	2010	74	2,903	39.2
Woodrow McCorvey	1971	56	2,163	38.6

INTERCEPTIONS (since 1970)				
Player	Year	NO.	YDS	TD
Antoine Hill	2002	10	199	1
Kejuan Riley	2011	9	140	0
Edwin Ross	1986	8	131	0
Latrod Garner	1991	8	108	1
Joel Smith	1970	7	118	0
Lecorey Harvest	1992	7	116	1
Emmanuel Martin	1990	7	94	0
John Mitchell	1989	7	84	0
Michael Williams	1994	7	71	0
Kejuan Riley	2010	7	56	0
Chauncey Whatley	1978	7	53	0
Darryl Lowe	1980	7	25	0

PUNT RETURN AVERAGE (since 1970)					
Player	Year	NO.	YDS	AVG	TD
Derrick Whitehurst	1984	6	152	25.3	0
Reggie Barlow	1995	12	249	20.8	1
Jacques Rickerson	2010	12	236	19.7	0
Mark Hurt	1987	6	117	19.5	0
Ronald Harper	1974	10	192	19.2	1
Mark Hurt	1988	10	185	18.5	1
Khalid Thomas	2016	21	366	17.4	0
Joshua Hill	2018	8	114	14.3	0
Nick Andrews	2008	19	255	13.4	0
Robert McMinn	2023	11	369	13.1	1
Malcolm Cyrus	2012	8	104	13.0	0

KICKOFF RETURNS (since 1970)					
Player	Year	NO.	YDS	AVG	TD
Kenneth Bonom	1987	18	332	34.7	0
Paul Ashby	1991	17	513	30.5	2
Kenneth Bonom	1986	9	212	30.2	0
Robert McMinn	2023	7	205	29.3	1



2024-25 Alabama St. Football
Overall Team Statistics
All games

Page 2/2
as of Oct 21, 2024

	ALST	OPP
4rd-down pct	38%	29%
Sacks by-Yards	15-91	12-71
Misc Yards	0	0
Touchdowns scored	17	15
Field goals - attempts	10-15	3-5
On-Side kicks	0-1	0-0
Red-zone scores	(15-18) 83%	(11-15) 73%
Red-zone touchdowns	(7-18) 39%	(10-15) 67%
PAT-attempts	(16-17) 94%	(13-14) 93%
2-point conversion-attempts	(0-0) 0%	(0-1) 0%
Attendance	64279	12766
Games / Avg per game	3/21426	2/6383
Neutral site games	-	1/10256

Score by Periods

Team	1st	2nd	3rd	4th	OT	TOT
Alabama St.	44	55	26	23	0	148
Opponents	28	33	16	35	0	112



2024-25 Alabama St. Football Combined Team Statistics All games

Page 1/3
as of Oct 21, 2024

Team Results

	Date	Opponent		Score	Att.
	09/01/2024	vs N.C. Central	L	24-31	10256
	09/07/2024	Miles	W	24-3	20276
	09/14/2024	at Samford	L	7-12	6045
*	09/28/2024	at Bethune-Cookman	W	26-21	6721
*	10/05/2024	Florida A&M	L	13-28	33576
*	10/12/2024	Mississippi Val.	W	54-17	10427

Game Records

Record	Overall	Home	Away	Neutral
ALL GAMES	3-3	2-1	1-1	0-1
CONFERENCE	2-1	1-1	1-0	0-0
NON-CONFERENCE	1-2	1-0	0-1	0-1

Team Statistics

	ALST	OPP
First Downs	87	90
Rushing	57	37
Passing	27	44
Penalty	3	9
Rushing Yardage	1140	575
Rushing attempts	248	216
Average per rush	4.6	2.7
Average per game	190.0	95.8
TDs Rushing	8	6
Passing Yardage	763	938
Comp-Att-Int	50-102-5	97-157-7
Average per pass	7.5	6.0
Average per catch	15.3	9.7
Average per game	127.2	156.3
TDs Passing	7	7
Total offense	1903	1513
Average per play	5.4	4.1
Average per game	317.2	252.2
Kick returns: #-Yards	16-295	20-461
Punt returns: #-Yards	12-142	12-87
Int returns: #-Yards	7-76	5-83
Fumbles-Lost	8-4	16-6
Penalties-Yards	42-301	31-248
Punts-Avg	28-38.4	29-36.3
Time of possession / game	29:01	30:59
3rd-down conversion	28/80	25/78
4rd-down conversion	3/8	4/14
PAT-attempts	(16-17) 94%	(13-14) 93%
2-point conversion-attempts	(0-0) 0%	(0-1) 0%

Rushing

Player	gp	att	gain	loss	net	avg	td	lg	avg/g
Jamarie Hostzclaw	6	64	436	16	420	6.6	1	67	70.0
Daquon Kincey	6	50	299	5	294	5.9	2	65	49.0
Andrew Body	1	15	146	12	134	8.9	2	39	134.0
A.J. Gates	4	22	135	12	123	5.6	0	18	30.8
Marcus Harris II	4	27	122	4	118	4.4	1	14	29.5
Tacaris Bozeman	4	18	77	8	69	3.8	1	14	17.3
Kareem Keye	2	13	44	20	24	1.8	0	15	12.0
Zach Sims	5	15	45	38	7	0.5	0	14	1.4
Gabe Spencer	1	3	8	2	6	2.0	0	4	6.0
Eric Horn	6	1	4	0	4	4.0	0	4	0.7
Jahbari Kuykendall	1	4	6	5	1	0.3	0	5	1.0
Ajai Harrell	6	1	1	0	1	1.0	1	1	0.2
Robert McMinn	6	2	5	6	-1	-0.5	0	5	-0.2
Jonah O'Brien	1	6	10	17	-7	-1.2	0	6	-7.0
James Hayes	2	3	1	16	-15	-5.0	0	1	-7.5
Team	6	4	0	38	-38	-9.5	0	0	-6.3
Total	6	248	1339	199	1140	4.6	8	67	190.0
Opponents	6	216	752	177	575	2.7	6	33	95.8

Passing

Player	gp	effic	comp-att-int	pct	yds	td	lg	avg/g
Zach Sims	5	85.1	19-43-1	44.2	194	1	47	38.8
Kareem Keye	2	197.5	17-31-1	54.8	393	4	84	196.5
Jonah O'Brien	1	55.7	5-11-2	45.5	61	0	45	61.0
James Hayes	2	154.5	5-11-1	45.5	88	2	60	44.0
Andrew Body	1	104.5	4-6-0	66.7	27	0	14	27.0
Total	6	124.7	50-102-5	49.0	763	7	84	127.2
Opponents	6	117.8	97-157-7	61.8	938	7	48	156.3

Receiving

Player	gp	no.	yds	avg	td	lg	avg/g
Jalen Jones	5	9	46	5.1	1	12	9.2
Ajai Harrell	6	8	85	10.6	1	26	14.2
Asa Gregg	6	5	140	28.0	1	60	23.3
Eric Horn	6	4	101	25.3	0	45	16.8
Jamarie Hostzclaw	6	4	52	13.0	0	19	8.7
A.J. Gates	4	3	30	10.0	0	25	7.5
Bakari Dailey	5	3	59	19.7	0	47	11.8
Robert McMinn	6	2	122	61.0	2	84	20.3
Marcus Harris II	4	2	6	3.0	0	6	1.5
Derick Harden	6	2	10	5.0	0	7	1.7
Jimmie Haywood	6	1	4	4.0	1	4	0.7
Tyree Saunders	2	1	8	8.0	0	8	4.0
Dylan Creech	6	1	21	21.0	1	21	3.5
Nick Williams	2	1	15	15.0	0	15	7.5
Andrew Body	1	1	9	9.0	0	9	9.0
Jahbari Kuykendall	1	1	9	9.0	0	9	9.0
Tacaris Bozeman	4	1	22	22.0	0	22	5.5
Walter Smith	1	1	24	24.0	0	24	24.0
Total	6	50	763	15.3	7	84	127.2
Opponents	6	97	938	9.7	7	48	156.3

Interceptions

Player	no.	yds	avg	td	lg
James Burgess	3	1	0.3	0	1
Amon Scarbrough	2	56	28.0	0	41
Rhody Jean-Louis	1	19	19.0	0	19
Dasheen Jackson	1	0	0.0	0	0
Total	7	76	10.9	0	41
Opponents	5	83	16.6	1	31



2024-25 Alabama St. Football Combined Team Statistics All games

Page 2/3
as of Oct 21, 2024

Field Goals

Player	fg	pct.	01-19	20-29	30-39	40-49	50-99	lg	blk
Brandon Gilliam	8-13	61.5	0-0	4-4	3-5	1-3	0-1	49	0
Baylor Cannon	2-2	100.0	0-0	1-1	0-0	1-1	0-0	41	0
Opponents	3-5	60.0	0-0	0-2	1-1	2-2	0-0	44	0

Scoring

Player	td	fg	PAT						pts
			kick	rush	rcv	pass	dxp	saf	
Brandon Gilliam	-	8-13	10-11	-	-	-	-	-	34
Daquon Kincey	2	-	-	-	-	-	-	-	12
Robert McMinn	2	-	-	-	-	-	-	-	12
Andrew Body	2	-	-	-	-	-	-	-	12
Baylor Cannon	-	2-2	6-6	-	-	-	-	-	12
Ajai Harrell	2	-	-	-	-	-	-	-	12
A.J. Gates	1	-	-	-	-	-	-	-	6
Jimmie Haywood	1	-	-	-	-	-	-	-	6
Dylan Creech	1	-	-	-	-	-	-	-	6
Keane Lewis	1	-	-	-	-	-	-	-	6
Marcus Harris II	1	-	-	-	-	-	-	-	6
Jalen Jones	1	-	-	-	-	-	-	-	6
Asa Gregg	1	-	-	-	-	-	-	-	6
Tacaris Bozeman	1	-	-	-	-	-	-	-	6
Jamarie Hostzclaw	1	-	-	-	-	-	-	-	6
Total	17	10-15	16-17	0	0	0	0	0	148
Opponents	15	3-5	13-14	0	0	0	0	0	112

Score by Periods

Team	1st	2nd	3rd	4th	OT	TOT
Alabama St.	44	55	26	23	0	148
Opponents	28	33	16	35	0	112

Punting

Player	no.	yds	avg	lg	tb	fc	i20	50+	blk
Harrison Tuck	17	720	42.4	60	3	4	3	1	0
Brandon Gilliam	10	351	35.1	48	0	3	0	0	0
Team	1	3	3.0	0	0	0	0	0	1
Total	28	1074	38.4	60	3	7	3	1	1
Opponents	29	1053	36.3	61	3	5	7	4	4

Punt Returns

Player	no.	yds	avg	td	lg
Robert McMinn	9	116	12.9	0	58
Maurice Lapierre	2	0	0.0	0	0
Denzel Johnson	1	0	0.0	0	0
Total	12	142	11.8	1	58
Opponents	12	87	7.3	0	17

Kick Returns

Player	no.	yds	avg	td	lg
Robert McMinn	7	121	17.3	0	33
A.J. Gates	6	135	22.5	1	82
Dylan Creech	1	0	0.0	0	0
Eric Horn	1	21	21.0	0	21
Jalen Jones	1	18	18.0	0	18
Total	16	295	18.4	1	82
Opponents	20	461	23.1	0	88

All Purpose

Player	g	rush	rcv	pr	kr	ir	total	avg/g
Jamarie Hostzclaw	6	420	52	0	0	0	472	78.7
Robert McMinn	6	-1	122	116	121	0	358	59.7
Daquon Kincey	6	294	0	0	0	0	294	49.0
A.J. Gates	4	123	30	0	135	0	288	72.0
Andrew Body	1	134	9	0	0	0	143	143.0
Asa Gregg	6	0	140	0	0	0	140	23.3
Eric Horn	6	4	101	0	21	0	126	21.0
Marcus Harris II	4	118	6	0	0	0	124	31.0
Tacaris Bozeman	4	69	22	0	0	0	91	22.8
Ajai Harrell	6	1	85	0	0	0	86	14.3
Jalen Jones	5	0	46	0	18	0	64	12.8
Bakari Dailey	5	0	59	0	0	0	59	11.8
Amon Scarbrough	6	0	0	0	0	56	56	9.3
Keane Lewis	6	0	0	26	0	0	26	4.3
Kareem Keye	2	24	0	0	0	0	24	12.0
Walter Smith	1	0	24	0	0	0	24	24.0
Dylan Creech	6	0	21	0	0	0	21	3.5
Rhody Jean-Louis	5	0	0	0	0	19	19	3.8
Nick Williams	2	0	15	0	0	0	15	7.5
Jahbari Kuykendall	1	1	9	0	0	0	10	10.0
Derick Harden	6	0	10	0	0	0	10	1.7
Tyree Saunders	2	0	8	0	0	0	8	4.0
Zach Sims	5	7	0	0	0	0	7	1.4
Gabe Spencer	1	6	0	0	0	0	6	6.0
Jimmie Haywood	6	0	4	0	0	0	4	0.7
James Burgess	6	0	0	0	0	1	1	0.2
Jonah O'Brien	1	-7	0	0	0	0	-7	-7.0
James Hayes	2	-15	0	0	0	0	-15	-7.5
Total	6	1140	763	142	295	76	2416	402.7
Opponents	6	575	938	87	461	83	2144	357.3

Total Offense

Player	g	plays	rush	pass	total	avg/g
Jamarie Hostzclaw	6	64	420	0	420	70.0
Kareem Keye	2	44	24	393	417	208.5
Daquon Kincey	6	50	294	0	294	49.0
Zach Sims	5	58	7	194	201	40.2
Andrew Body	1	21	134	27	161	161.0
A.J. Gates	4	22	123	0	123	30.8
Marcus Harris II	4	27	118	0	118	29.5
James Hayes	2	14	-15	88	73	36.5
Tacaris Bozeman	4	18	69	0	69	17.3
Jonah O'Brien	1	17	-7	61	54	54.0
Gabe Spencer	1	3	6	0	6	6.0
Eric Horn	6	1	4	0	4	0.7
Jahbari Kuykendall	1	4	1	0	1	1.0
Ajai Harrell	6	1	1	0	1	0.2
Robert McMinn	6	2	-1	0	-1	-0.2
Total	6	350	1140	763	1903	317.2
Opponents	6	373	575	938	1513	252.2



2024-25 Alabama St. Football
Individual Statistics
All games

Page 1/3
as of Oct 21, 2024

Rushing

Player	gp	att	gain	loss	net	avg	td	lg	avg/g
Jamarie Hostzclaw	6	64	436	16	420	6.6	1	67	70.0
Daquon Kincey	6	50	299	5	294	5.9	2	65	49.0
Andrew Body	1	15	146	12	134	8.9	2	39	134.0
A.J. Gates	4	22	135	12	123	5.6	0	18	30.8
Marcus Harris II	4	27	122	4	118	4.4	1	14	29.5
Tacaris Bozeman	4	18	77	8	69	3.8	1	14	17.3
Kareem Keye	2	13	44	20	24	1.8	0	15	12.0
Zach Sims	5	15	45	38	7	0.5	0	14	1.4
Gabe Spencer	1	3	8	2	6	2.0	0	4	6.0
Eric Horn	6	1	4	0	4	4.0	0	4	0.7
Jahbari Kuykendall	1	4	6	5	1	0.3	0	5	1.0
Ajai Harrell	6	1	1	0	1	1.0	1	1	0.2
Robert McMinn	6	2	5	6	-1	-0.5	0	5	-0.2
Jonah O'Brien	1	6	10	17	-7	-1.2	0	6	-7.0
James Hayes	2	3	1	16	-15	-5.0	0	1	-7.5
Team	6	4	0	38	-38	-9.5	0	0	-6.3
Total	6	248	1339	199	1140	4.6	8	67	190.0
Opponents	6	216	752	177	575	2.7	6	33	95.8

Passing

Player	gp	effic	comp-att-int	pct	yds	td	lg	avg/g
Zach Sims	5	85.1	19-43-1	44.2	194	1	47	38.8
Kareem Keye	2	197.5	17-31-1	54.8	393	4	84	196.5
Jonah O'Brien	1	55.7	5-11-2	45.5	61	0	45	61.0
James Hayes	2	154.5	5-11-1	45.5	88	2	60	44.0
Andrew Body	1	104.5	4-6-0	66.7	27	0	14	27.0
Total	6	124.7	50-102-5	49.0	763	7	84	127.2
Opponents	6	117.8	97-157-7	61.8	938	7	48	156.3

Receiving

Player	gp	no.	yds	avg	td	lg	avg/g
Jalen Jones	5	9	46	5.1	1	12	9.2
Ajai Harrell	6	8	85	10.6	1	26	14.2
Asa Gregg	6	5	140	28.0	1	60	23.3
Eric Horn	6	4	101	25.3	0	45	16.8
Jamarie Hostzclaw	6	4	52	13.0	0	19	8.7
A.J. Gates	4	3	30	10.0	0	25	7.5
Bakari Dailey	5	3	59	19.7	0	47	11.8
Robert McMinn	6	2	122	61.0	2	84	20.3
Marcus Harris II	4	2	6	3.0	0	6	1.5
Derick Harden	6	2	10	5.0	0	7	1.7
Jimmie Haywood	6	1	4	4.0	1	4	0.7
Tyree Saunders	2	1	8	8.0	0	8	4.0
Dylan Creech	6	1	21	21.0	1	21	3.5
Nick Williams	2	1	15	15.0	0	15	7.5
Andrew Body	1	1	9	9.0	0	9	9.0
Jahbari Kuykendall	1	1	9	9.0	0	9	9.0
Tacaris Bozeman	4	1	22	22.0	0	22	5.5
Walter Smith	1	1	24	24.0	0	24	24.0
Total	6	50	763	15.3	7	84	127.2
Opponents	6	97	938	9.7	7	48	156.3

Punt Returns

Player	no.	yds	avg	td	lg
Robert McMinn	9	116	12.9	0	58
Keane Lewis	0	26	0.0	1	26
Maurice Lapierre	2	0	0.0	0	0
Denzel Johnson	1	0	0.0	0	0
Total	12	142	11.8	1	58
Opponents	12	87	7.3	0	17

Interceptions

Player	no.	yds	avg	td	lg
James Burgess	3	1	0.3	0	1
Amon Scarbrough	2	56	28.0	0	41
Rhody Jean-Louis	1	19	19.0	0	19
Dasheen Jackson	1	0	0.0	0	0
Total	7	76	10.9	0	41
Opponents	5	83	16.6	1	31

Kick Returns

Player	no.	yds	avg	td	lg
Robert McMinn	7	121	17.3	0	33
A.J. Gates	6	135	22.5	1	82
Dylan Creech	1	0	0.0	0	0
Eric Horn	1	21	21.0	0	21
Jalen Jones	1	18	18.0	0	18
Total	16	295	18.4	1	82
Opponents	20	461	23.1	0	88

Fumble Returns

Player	no.	yds	avg	td	lg
Stefon Young-Rolle	2	2	1.0	0	2
Keane Lewis	2	0	0.0	0	0
Demarkus Cunningham	1	0	0.0	0	0
Dwight Jacobs	1	0	0.0	0	0
Total	6	2	0.3	0	2
Opponents	4	20	5.0	1	20



2024-25 Alabama St. Football
Individual Statistics
All games

Page 2/3
as of Oct 21, 2024

Scoring

Player	td	fg	PAT						pts
			kick	rush	rcv	pass	dxp	saf	
Brandon Gilliam	-	8-13	10-11	-	-	-	-	-	34
Daquon Kinsey	2	-	-	-	-	-	-	-	12
Robert McMinn	2	-	-	-	-	-	-	-	12
Andrew Body	2	-	-	-	-	-	-	-	12
Baylor Cannon	-	2-2	6-6	-	-	-	-	-	12
Ajai Harrell	2	-	-	-	-	-	-	-	12
A.J. Gates	1	-	-	-	-	-	-	-	6
Jimmie Haywood	1	-	-	-	-	-	-	-	6
Dylan Creech	1	-	-	-	-	-	-	-	6
Keane Lewis	1	-	-	-	-	-	-	-	6
Marcus Harris II	1	-	-	-	-	-	-	-	6
Jalen Jones	1	-	-	-	-	-	-	-	6
Asa Gregg	1	-	-	-	-	-	-	-	6
Tacariz Bozeman	1	-	-	-	-	-	-	-	6
Jamarie Hostzclaw	1	-	-	-	-	-	-	-	6
Total	17	10-15	16-17	0	0	0	0	0	148
Opponents	15	3-5	13-14	0	0	0	0	0	112

Total Offense

Player	g	plays	rush	pass	total	avg/g
Jamarie Hostzclaw	6	64	420	0	420	70.0
Kareem Keye	2	44	24	393	417	208.5
Daquon Kinsey	6	50	294	0	294	49.0
Zach Sims	5	58	7	194	201	40.2
Andrew Body	1	21	134	27	161	161.0
A.J. Gates	4	22	123	0	123	30.8
Marcus Harris II	4	27	118	0	118	29.5
James Hayes	2	14	-15	88	73	36.5
Tacariz Bozeman	4	18	69	0	69	17.3
Jonah O'Brien	1	17	-7	61	54	54.0
Gabe Spencer	1	3	6	0	6	6.0
Eric Horn	6	1	4	0	4	0.7
Jahbari Kuykendall	1	4	1	0	1	1.0
Ajai Harrell	6	1	1	0	1	0.2
Robert McMinn	6	2	-1	0	-1	-0.2
Team	6	0	-38	0	-38	-6.3
Total	6	350	1140	763	1903	317.2
Opponents	6	373	575	938	1513	252.2

Field Goals

Player	fg	pct.	01-19	20-29	30-39	40-49	50-99	lg	blk
Brandon Gilliam	8-13	61.5	0-0	4-4	3-5	1-3	0-1	49	0
Baylor Cannon	2-2	100.0	0-0	1-1	0-0	1-1	0-0	41	0
Opponents	3-5	60.0	0-0	0-2	1-1	2-2	0-0	44	0

Punting

Player	no.	yds	avg	lg	tb	fc	i20	50+	blk
Harrison Tuck	17	720	42.4	60	3	4	3	1	0
Brandon Gilliam	10	351	35.1	48	0	3	0	0	0
Team	1	3	3.0	0	0	0	0	0	1
Total	28	1074	38.4	60	3	7	3	1	1
Opponents	29	1053	36.3	61	3	5	7	4	4

FG Sequence

Team Name	Alabama St.	Opponents
N.C. Central	(41)	(36)
Miles	(22)	(44),27
Samford	49	29
Bethune-Cookman	(49),53,(28),(37),(23)	
Florida A&M	43,35,(23),37,(38)	
Mississippi Val.	(24),(32)	(43)

Kickoffs

Player	no.	yds	avg	tb	ob	retn	net	ydl
Brandon Gilliam	30	1622	54.1	1	1			
Total	31	1671	53.9	1	1	20	34.2	30
Opponents	24	1268	52.8	4	3	16	35	29

Numbers in (parentheses) indicate field goal was made



2024-25 Alabama St. Football
Individual Statistics
All games

Page 3/3
as of Oct 21, 2024

All Purpose

Player	g	rush	rcv	pr	kr	ir	total	avg/g
Jamarie Hostzclaw	6	420	52	0	0	0	472	78.7
Robert McMinn	6	-1	122	116	121	0	358	59.7
Daquon Kincey	6	294	0	0	0	0	294	49.0
A.J. Gates	4	123	30	0	135	0	288	72.0
Andrew Body	1	134	9	0	0	0	143	143.0
Asa Gregg	6	0	140	0	0	0	140	23.3
Eric Horn	6	4	101	0	21	0	126	21.0
Marcus Harris II	4	118	6	0	0	0	124	31.0
Tacaris Bozeman	4	69	22	0	0	0	91	22.8
Ajai Harrell	6	1	85	0	0	0	86	14.3
Jalen Jones	5	0	46	0	18	0	64	12.8
Bakari Dailey	5	0	59	0	0	0	59	11.8
Amon Scarbrough	6	0	0	0	0	56	56	9.3
Keane Lewis	6	0	0	26	0	0	26	4.3
Kareem Keye	2	24	0	0	0	0	24	12.0
Walter Smith	1	0	24	0	0	0	24	24.0
Dylan Creech	6	0	21	0	0	0	21	3.5
Rhody Jean-Louis	5	0	0	0	0	19	19	3.8
Nick Williams	2	0	15	0	0	0	15	7.5
Jahbari Kuykendall	1	1	9	0	0	0	10	10.0
Derick Harden	6	0	10	0	0	0	10	1.7
Tyree Saunders	2	0	8	0	0	0	8	4.0
Zach Sims	5	7	0	0	0	0	7	1.4
Gabe Spencer	1	6	0	0	0	0	6	6.0
Jimmie Haywood	6	0	4	0	0	0	4	0.7
James Burgess	6	0	0	0	0	1	1	0.2
Jonah O'Brien	1	-7	0	0	0	0	-7	-7.0
James Hayes	2	-15	0	0	0	0	-15	-7.5
Team	6	-38	0	0	0	0	-38	-6.3
Total	6	1140	763	142	295	76	2416	402.7
Opponents	6	575	938	87	461	83	2144	357.3



2024-25 Alabama St. Football
Combined Team Statistics
All games

Page 3/3
as of Oct 21, 2024

Team Defense

			Tackles				Sacks	Pass defense			Fumbles		blkd	
##	Player	gp	ua	a	tot	tfl/yds	no-yds	int-yds	brup	qbh	fr-yds	ff	kick	saf
6	Demarkus Cunningham	6	21	29	50	2.5-11	0.5-3	.	.	.	1-0	.	.	.
0	Rico Dozier	6	25	21	46	4.5-23	2-16	.	3	.	.	1	.	.
11	Treqwan Thomas	6	18	16	34	10.5-45	7.5-31	.	.	2	.	4	.	.
3	Amon Scarbrough	6	16	11	27	3-13	.	2-56	3
2	James Burgess	6	14	11	25	1.5-3	.	3-1	4
23	Keane Lewis	6	13	7	20	.	.	.	2	1	2-0	1	1	.
5	Caleb Offord	6	16	3	19	.	.	.	3
9	Stefon Young-Rolle	6	8	9	17	2.5-11	1-9	.	.	3	2-2	.	.	.
96	Jakeem Fletcher	6	6	11	17	1	.	.
24	Dwight Jacobs	6	13	4	17	3-14	1-0	.	.	.
4	Twillie Lovett	5	9	3	12
89	Tyler Swann	5	3	9	12	2-24	1.5-22
13	Maurice Lapierre	4	2	8	10	2-11	0.5-3	3	.
21	Tre Phillips	6	9	.	9	1-1
18	Denzel Johnson	5	6	3	9	1	.	.	1	.
1	Dasheen Jackson	4	6	2	8	3.5-10	0.5-4	1-0	.	.	.	1	.	.
42	Ta'Shaun Sims	6	5	3	8	1-5	.	.	2	1
7	Janil Brown	6	1	5	6	1
45	Grant DeGraffenreid	6	1	5	6	0.5-1
99	Elijah Elmore	6	.	6	6	0.5-3	0.5-3	.	.	1
22	Drake Johnson	1	4	1	5	.	.	.	1
43	Terrell Lightfoot Jr	5	.	5	5	0.5-1	.	.	.	1
95	Cornell Harris Jr.	6	2	3	5	0.5-1
44	Kanye Varner	6	1	3	4	0.5-1
48	Myles Richardson	4	1	3	4	1.5-1	1-0	.	1
8	Rhody Jean-Louis	5	2	1	3	.	.	1-19	2
41	Za'Lien Henry	6	1	2	3
32	BJ Ceaser	5	1	2	3
70	Desmond Daniels	6	2	.	2
23	A.J. Gates	4	1	.	1
33	Jimmie Haywood	6	1	.	1
3	Daquon Kincey	6	1	.	1
59	Jalen Lewis-Horton	4	1	.	1
80	Khayman Barnes	4	.	1	1
16	Adrian Fitts	1	.	1	1
14	Eric Horn	6	1	.	1
19	LJ Allen	2	1	.	1
47	Shamone Young	2	.	1	1
6	Ajai Harrell	6	1	.	1
90	Michael Joiner Jr.	1	.	1	1
Totals		6	213	190	403	41-179	15-91	7-76	21	11	6-2	8	5	0
Opponents		6	189	180	369	42-143	12-71	5-83	13	16	4-20	2	1	0



2024-25 Alabama St. Football
Overall Team Statistics
All games

Page 1/2
as of Oct 21, 2024

Team Statistics

	ALST	OPP
Scoring	148	112
Points per game	24.7	18.7
Points Off Turnovers	20	31
First Downs	87	90
Rushing	57	37
Passing	27	44
Penalty	3	9
Rushing Yardage	1140	575
Yards gained rushing	1339	752
Yards lost rushing	199	177
Rushing attempts	248	216
Average per rush	4.6	2.7
Average per game	190.0	95.8
TDs Rushing	8	6
Passing Yardage	763	938
Comp-Att-Int	50-102-5	97-157-7
Average per pass	7.5	6.0
Average per catch	15.3	9.7
Average per game	127.2	156.3
TDs Passing	7	7
Total offense	1903	1513
Total plays	350	373
Average per play	5.4	4.1
Average per game	317.2	252.2
Kick returns: #-Yards	16-295	20-461
Punt returns: #-Yards	12-142	12-87
Int returns: #-Yards	7-76	5-83
Kick return average	18.4	23.1
Punt return average	11.8	7.3
Int return average	10.9	16.6
Fumbles-Lost	8-4	16-6
Penalties-Yards	42-301	31-248
Average per game	50.2	41.3
Punts-Yards	28-1074	29-1053
Average per punt	38.4	36.3
Net punt average	34.1	29.9
Kickoffs-Yards	31-1671	24-1268
Average per kick	53.9	52.8
Net kick average	34.2	35.0
Time of possession / game	29:01	30:59
3rd-down conversion	28/80	25/78
3rd-down pct	35%	32%
4rd-down conversion	3/8	4/14



2024-25 Alabama St. Football
Team Game-by-Game
All games

Page 1/1
as of Oct 21, 2024

		Rushing				Receiving				Passing				Kick Returns				Punt Returns				tot		
Date	Opponent	no.	yds	td	lg	no.	yds	td	lg	cmp	att	int	yds	td	lg	no.	yds	td	lg	no.	yds	td	lg	off
09/01/2024	vs N.C. Central	42	203	2	39	9	88	0	45	9	17	2	88	0	45	4	104	1	82	1	6	0	6	291
09/07/2024	Miles	41	191	1	65	5	88	2	60	5	12	1	88	2	60	1	23	0	23	2	58	0	58	279
09/14/2024	at Samford	34	103	1	25	9	106	0	47	9	23	0	106	0	47	3	50	0	20	0	0	0	0	209
09/28/2024	at Bethune-Cookman	55	308	1	34	8	78	1	19	8	12	0	78	1	19	3	16	0	20	1	-10	0	0	386
10/05/2024	Florida A&M	42	211	1	67	4	68	0	51	4	15	2	68	0	51	2	31	0	18	2	8	0	8	279
10/12/2024	Mississippi Val.	34	124	2	26	15	335	4	84	15	23	0	335	4	84	3	71	0	33	6	80	1	37	459
Alabama St.		248	1140	8	67	50	763	7	84	50	102	5	763	7	84	16	295	1	82	12	142	1	58	1903
Opponents		216	575	6	33	97	938	7	48	97	157	7	938	7	48	20	461	0	88	12	87	0	17	1513

Alabama St. Averages

Games	Avg/ rush	Avg/ catch	Pass effic	KR avg	PR avg	All purpose avg/game	Total offense avg/game
6	4.6	15.3	124.7	18.4	11.8	402.7	317.2

Date	Opponent	ua	Tackles		tfl-yds	Sacks no-yds	Fumble		Pass Defense			blkd kick	PAT attempts			off		
			a	total			ff	fr-yds	int-yds	qbh	brup		kick	rush	rcv	saf	t/o	pts
09/01/2024	vs N.C. Central	35	14	49	4.0-23	2-20	0	0-0	0-0	0	2	1	3-3	0	0	0	0	24
09/07/2024	Miles	38	24	62	8.0-37	5-30	4	2-2	2-41	3	7	1	3-3	0	0	0	0	24
09/14/2024	at Samford	45	36	81	8.0-47	1-12	1	0-0	1-19	2	1	1	1-1	0	0	0	0	7
09/28/2024	at Bethune-Cookman	24	36	60	5.0-7	0-0	1	2-0	1-15	2	4	0	2-2	0	0	0	14	26
10/05/2024	Florida A&M	42	24	66	4.0-13	3-6	2	2-0	2-0	2	5	0	1-1	0	0	0	3	13
10/12/2024	Mississippi Val.	29	56	85	12.0-52	4-23	0	0-0	1-1	2	2	2	6-7	0	0	0	3	54
Alabama St.		213	190	403	41.0-179	15-91	8	6-2	7-76	11	21	5	16-17	0	0	0	20	148
Opponents		189	180	369	42.0-143	12-71	2	4-20	5-83	16	13	1	13-14	0	0	0	31	112

		Punting										Field Goals			Kickoffs				
Date	Opponent	no.	yds	avg	long	blkd	tb	fc	50+	i20	md-att	long	blkd	no.	yds	avg	tb	ob	
09/01/2024	vs N.C. Central	4	119	29.8	44	1	1	0	0	0	1-1	41	0	5	303	60.6	0	0	
09/07/2024	Miles	7	286	40.9	43	0	1	2	0	2	1-1	22	0	5	265	53.0	1	0	
09/14/2024	at Samford	10	351	35.1	48	0	0	3	0	0	0-1	0	0	2	99	49.5	0	0	
09/28/2024	at Bethune-Cookman	2	82	41.0	48	0	0	1	0	1	4-5	49	0	5	215	43.0	0	0	
10/05/2024	Florida A&M	3	147	49.0	60	0	1	1	1	0	2-5	38	0	4	192	48.0	0	0	
10/12/2024	Mississippi Val.	2	89	44.5	48	0	0	0	0	0	2-2	32	0	10	597	59.7	0	1	
Alabama St.		28	1074	38.4	60	1	3	7	1	3	10-15	49	0	31	1671	53.9	1	1	
Opponents		29	1053	36.3	61	4	3	5	4	7	3-5	44	0	24	1268	52.8	4	3	



2024-25 Alabama St. Football
By Quarter Statistics
All games

Page 1/1
as of Oct 21, 2024

3rd-Down Conversions

Date	Opponent		Score	Overall	1st Qtr	2nd Qtr	3rd Qtr	4th Qtr	Overtime
09/01/2024	vs N.C. Central	L	24-31	4-12 33.3	2-3 66.7	0-1 0.0	2-4 50.0	0-4 0.0	0-0 0.0
09/07/2024	Miles	W	24-3	3-13 23.1	1-2 50.0	2-5 40.0	0-4 0.0	0-2 0.0	0-0 0.0
09/14/2024	at Samford	L	7-12	5-16 31.3	2-4 50.0	2-6 33.3	0-3 0.0	1-3 33.3	0-0 0.0
09/28/2024	at Bethune-Cookman	W	26-21	8-14 57.1	2-3 66.7	2-4 50.0	3-4 75.0	1-3 33.3	0-0 0.0
10/05/2024	Florida A&M	L	13-28	2-13 15.4	0-2 0.0	0-2 0.0	1-5 20.0	1-4 25.0	0-0 0.0
10/12/2024	Mississippi Val.	W	54-17	6-12 50.0	1-3 33.3	1-2 50.0	3-4 75.0	1-3 33.3	0-0 0.0
Alabama St.				28-80 35.0	8-17 47.1	7-20 35.0	9-24 37.5	4-19 21.1	0-0 0.0
Opponents				25-78 32.1	9-21 42.9	3-19 15.8	6-15 40.0	7-23 30.4	0-0 0.0

4th-Down Conversions

Date	Opponent		Score	Overall	1st Qtr	2nd Qtr	3rd Qtr	4th Qtr	Overtime
09/01/2024	vs N.C. Central	L	24-31	2-3 66.7	0-0 0.0	0-1 0.0	0-0 0.0	2-2 100.0	0-0 0.0
09/07/2024	Miles	W	24-3	0-1 0.0	0-0 0.0	0-0 0.0	0-1 0.0	0-0 0.0	0-0 0.0
09/14/2024	at Samford	L	7-12	0-0 0.0	0-0 0.0	0-0 0.0	0-0 0.0	0-0 0.0	0-0 0.0
09/28/2024	at Bethune-Cookman	W	26-21	0-0 0.0	0-0 0.0	0-0 0.0	0-0 0.0	0-0 0.0	0-0 0.0
10/05/2024	Florida A&M	L	13-28	1-2 50.0	0-0 0.0	0-0 0.0	1-1 100.0	0-1 0.0	0-0 0.0
10/12/2024	Mississippi Val.	W	54-17	0-2 0.0	0-2 0.0	0-0 0.0	0-0 0.0	0-0 0.0	0-0 0.0
Alabama St.				3-8 37.5	0-2 0.0	0-1 0.0	1-2 50.0	2-3 66.7	0-0 0.0
Opponents				4-14 28.6	0-3 0.0	1-1 100.0	1-3 33.3	2-7 28.6	0-0 0.0

Time of Possession

Date	Opponent		Score	Overall	1st Qtr	2nd Qtr	3rd Qtr	4th Qtr	Overtime
09/01/2024	vs N.C. Central	L	24-31	31:48	06:43	08:51	08:00	08:14	00:00
09/07/2024	Miles	W	24-3	30:38	03:20	13:03	09:00	05:15	00:00
09/14/2024	at Samford	L	7-12	25:01	04:21	09:34	04:13	06:53	00:00
09/28/2024	at Bethune-Cookman	W	26-21	34:33	07:00	08:05	07:37	11:51	00:00
10/05/2024	Florida A&M	L	13-28	24:50	04:31	04:50	10:21	05:08	00:00
10/12/2024	Mississippi Val.	W	54-17	27:17	08:28	02:51	08:56	07:02	00:00
Alabama St.				Total	174:07	34:23	47:14	44:23	00:00
				Avg.	29:01	05:44	07:52	07:24	00:00
Opponents				Total	185:53	48:56	49:27	55:31	00:00
				Avg.	30:59	08:09	08:15	09:15	00:00