



ALABAMA A&M

#NOBARKALLBITE
@aamuatletics
@aamuatletics

NOVEMBER 29 | TENNESSEE STATE | GAME NOTES

ALABAMA A&M COMMUNICATIONS

BULLDOGS	0-5 OVERALL	0-0 SWAC	--/-- RANKING (APJ USA TOP 25)		VS.		5-2 OVERALL	0-0 OVC	--/-- RANKING (APJ USA TOP 25)	TIGERS
	OTIS HUGHLEY JR. HEAD COACH	15-23 Record at AAMU (2nd Season)	15-23 Career Record (2nd Season)				BRIAN COLLINS HEAD COACH	69-87 Record at TSU (6th Season)	133-115 Career Record (9th Season)	

SCHEDULE [H: 0-0; A: 0-4; N: 0-1]

OVERALL: 0-5 SWAC: 0-0

Date	Opponent	TV	Time/Result
NOVEMBER [0-5]			
6	OAKWOOD (exhibition)	AAMUTV	W, 111-59
9	at North Alabama	ESPN+	L, 67-83
18	at Lipscomb	ESPN+	L, 81-106
21	at Auburn	SEC+	L, 54-84
24	vs. East Tennessee State [^]	ESPN+	L, 71-81
25	at Cleveland State [^]	ESPN+	L, 59-86
29	TENNESSEE STATE	AAMUTV	7 p.m.
DECEMBER [0-0]			
2	at Vanderbilt	SEC+	4 p.m.
9	at Georgia Tech	ACCN	3 p.m.
11	at Samford	ESPN+	6:30 p.m.
13	UAB	AAMUTV	7 p.m.
16	UT-CHATTANOOGA	AAMUTV	7 p.m.
21	at South Alabama	---	TBA
30	at Georgia	SEC+	TBA
JANUARY [0-0]			
6	at Arkansas-Pine Bluff*	---	5:30 p.m.
8	at Mississippi Valley St.*	---	7:30 p.m.
13	ALCORN STATE*	AAMUTV	5 p.m.
15	JACKSON STATE*	AAMUTV	7 p.m.
22	vs. Alabama State*##	---	TBA
27	at Texas Southern*	---	5 p.m.
29	at Prairie View A&M*	---	8 p.m.
FEBRUARY [0-0]			
3	FLORIDA A&M*	AAMUTV	5 p.m.
5	BETHUNE-COOKMAN*	AAMUTV	7 p.m.
10	at Southern*	---	5:30 p.m.
12	at Grambling State*	---	7:30 p.m.
17	MISSISSIPPI VALLEY ST.*	AAMUTV	5 p.m.
19	ARKANSAS-PINE BLUFF*	AAMUTV	7 p.m.
24	at Bethune-Cookman*	---	3 p.m.
26	at Florida A&M*	---	7 p.m.
MARCH [0-0]			
2	ALABAMA STATE*	AAMUTV	5 p.m.
7	GRAMBLING STATE*	AAMUTV	7 p.m.
9	SOUTHERN*	AAMUTV	5 p.m.

All times Central and subject to change

Home Games in ALL CAPS and bold

* - Southwestern Athletic Conference game

- Bridge Builder Classic (Mobile, Alabama)

[^] - Viking Invitational (Cleveland, Ohio)

SOCIAL MEDIA

 www.facebook.com/aamubulldogs

 [@aamuatletics](https://www.instagram.com/aamuatletics) // [@bulldogs_hoops](https://www.instagram.com/bulldogs_hoops)

 [@aamuatletics](https://twitter.com/aamuatletics) // [@bulldogs_hoops](https://twitter.com/bulldogs_hoops)

COMMUNICATIONS

BRIAN HOWARD

Assistant Athletic Director for Athletic Communications

Men's Basketball Contact

e brian.howard@aamu.edu

c 302.258.7461

ALABAMA A&M vs. TENNESSEE STATE

Huntsville, Alabama // AAMU Event Center

Wednesday, November 29, 2023 // 7 p.m.

GAME
6

BULLDOG ALL-ACCESS

Play-by-Play: Tyler Clark

Analyst: N/A

Reporter: N/A

Producer: N/A

Director: N/A

BULLDOG ALL-ACCESS

Radio: N/A

Webcast: aamusports.com

Play-by-Play: Tyler Clark

Analyst: N/A

Producer/Engineer: N/A

TIPOFF

◀ Alabama A&M and Tennessee State will be meeting for the 24th time as the Tigers lead the all-time series, 18-5

◀ Alabama A&M will have its regular-season home opener on Wednesday night against Tennessee State

◀ The Bulldogs and Tigers last met Nov. 14, 2022 in Nashville as Tennessee State captured an 87-76 victory

◀ Alabama A&M's last victory in the series came on Nov. 9, 2021 with an 82-73 win at home

◀ The Bulldogs are seeking their first win of the season, dropping all five road games to begin the year

◀ Alabama A&M comes into the contest off an 86-59 loss in the Viking Invitational to Cleveland State

◀ The loss ended a five-game season-opening road trip for Alabama A&M

◀ The Bulldogs got 12 points from Dylan Mclean and 11 from Dailin Smith in the loss to the Vikings

◀ Alabama A&M enters the game averaging 66.4 points, but is shooting just 26.0 percent from the floor

◀ Tennessee State has won two out of its last three games, including a 91-77 victory last Saturday against Southeastern Louisiana

◀ The Tigers had five players reach double figures in scoring in the win, including 18 points from E.J. Bellinger and Christian Brown

◀ Tennessee State comes into the contest averaging 76.9 points and shooting 46.6 percent from the field

POTENTIAL STARTING FIVE



2	PEEK SENIOR GUARD	10	BRYANT SOPHOMORE GUARD	22	SMITH SENIOR GUARD	30	DOWNEY JUNIOR GUARD	34	WILLIAMS GRADUATE CENTER
MIN	19.6	MIN	17.0	MIN	22.8	MIN	17.0	MIN	15.2
PPG	7.0	PPG	12.0	PPG	14.0	PPG	2.4	PPG	4.4
FG%	36.1	FG%	50.0	FG%	40.4	FG%	33.3	FG%	40.9
REB	2.6	REB	3.0	REB	4.0	REB	2.6	REB	3.4
AST	0.6	AST	3.0	AST	1.0	AST	0.2	AST	1.0

▼ MEDIA SCHEDULE - ALABAMA A&M

MONDAY	27	TUESDAY	28	WEDNESDAY	29	THURSDAY	30	FRIDAY	1	SATURDAY	2	SUNDAY	3
Practice		Practice		Game 6		Practice		Travel / Practice		Game 7		OFF	
Players and Coaches Only Available After Practice		Players and Coaches Only Available After Practice		Alabama A&M vs. Tennessee State 7 p.m. // AAMU Event Center Huntsville, Alabama		Players and Coaches Only Available After Practice		Players and Coaches Only Available After Practice		Alabama A&M at Vanderbilt 4 p.m. // Historic Mem.Gym Nashville, Tennessee			

▼ ATHLETICS COMMUNICATIONS



BRIAN HOWARD
Assistant AD
Athletic Communications
Football Main Contact
All Coaches/Player Requests
Cell..... 302.258.7461
Email..... brian.howard@aamu.edu
Twitter..... @brianhoward33



TYLER CLARK
Assistant Sports
Information Director
Secondary Football Contact
Assists Coaches/Player Requests
Cell..... 256.836.0464
Email..... tyler.clark@aamu.edu
Twitter..... @clark12_tyler

Thank you for your coverage of the Alabama A&M University Bulldogs and Southwestern Athletic Conference (SWAC) basketball programs. Please let us know if we can assist your efforts at any time during the basketball season. The following is the list of policies and procedures of the Alabama A&M University Athletic Communications Office. Please contact the AAMU Athletic Communications Office with any questions or concerns.

Brian Howard (brian.howard@aamu.edu), Assistant AD for Athletic Communications, will serve as the contact for Alabama A&M University men's and women's basketball. His contact information is listed below:

Brian Howard
Assistant AD/Athletic Communications
Email: brian.howard@aamu.edu
Phone: 302.258.7461
Location: T.M. Elmore Gymnasium
Room: Office of Athletic Communications

MEDIA CREDENTIALS

Media credentials for Alabama A&M must be requested through AAMU's official website. To begin the process, visit www.aamusports.com and under inside athletes, search Media Information. Only media covering the Bulldogs on a consistent basis and on assignment will be considered for season credentials. A lost season credential will result in credentials being issued on a game-by-game basis as available.

Traditional media (newspapers, radio and television) are credible and consider standard media and will be approved. Those covering the Bulldogs through various other

outlets (podcasts, facebook, instagram and youtube) are not acceptable forms of media and their credential requests will be denied.

PLAYER INTERVIEW AVAILABILITY

All interviews with Alabama A&M University student-athletes should be coordinated through the Athletic Communications Office. During the season, AAMU players are available after practices. No interviews will be conducted during practice. Telephone and/or Zoom interviews may be arranged by contacting Brian Howard in the Athletic Communications Office. ALL interview requests should be made at least 48 hours in advance. AAMU's first-year players (true freshmen) are not available for interviews.

COACH INTERVIEW AVAILABILITY

Interviews with Bulldog head coaches Margaret Richards and Otis Hughley Jr. should also be arranged through the Athletic Communications Office. Head coaches Margaret Richards and Otis Hughley Jr. are available for interviews throughout the week, after practices and after the conclusion of games. Telephone interviews with the head coach can be arranged by contacting the Athletic Communications Office. As with the student-athletes, interview requests should be made at least 48 hours in advance.

WEEKLY PRESS CONFERENCE

Alabama A&M head women's basketball coach Margaret Richards and head men's basketball coach Otis Hughley Jr. will meet with the media on Wednesdays at 1 p.m. inside the AAMU Event Center.

WEDNESDAY MEDIA PRESS CONFERENCES

Each game week during the basketball season, Alabama A&M will hold a media press conference at 1 p.m. in the AAMU Event Center. Alabama A&M head women's basketball coach Margaret Richards and head men's basketball coach Otis Hughley Jr. will speak at 1 p.m.

Players will only be available upon request at least 48 hours prior to the Wednesday's press conference. Contact the Athletic Communications Office for more details. AAMU will hold and conduct interviews during the open weeks of the season.

PRACTICE AVAILABILITY

Alabama A&M's basketball practices are closed to the public and media. The first portion of the workouts (generally the first 30-45 minutes) is open to photographers and videographers.

Members of the media planning to shoot practice should contact the AAMU Athletic Communications Office

in advance to confirm arrangements and practice times.

PRACTICE LOCATION

The Bulldogs practice inside the AAMU Event Center on the main arena floor.

ACCESSING INFORMATION

In addition to the Alabama A&M Athletics website (www.aamusports.com), the latest news, weekly releases, rosters and season and single-game statistics can be sent on a daily or weekly basis via e-mail. Contact Brian Howard to request to be added to the football distribution e-mail list.

WE ARE ALABAMA A&M

When referring to Alabama A&M University, please only use the terms **ALABAMA A&M** or **AAMU**. Please refrain from acronyms of the name **A&M**, **Bama A&M**, **ALA A&M** or **AAM**. In addition, Alabama A&M plays in the Southwestern Athletic Conference (SWAC).

SWAC WEEKLY HONORS

Each week during the regular season, the SWAC will name a player of the week and impact player of the week.

SWAC POSTSEASON AWARDS

Following the conclusion of regular-season play, the MEAC will hold a vote for all-conference teams, to be conducted by the league's head football coaches and sports information directors.

▼ NCAA DIVISION I MEN'S BASKETBALL NATIONAL RANKINGS

ASSOCIATED PRESS TOP 25

(Updated November 27, 2023)

RANK	SCHOOL	RECORD	PTS.	PREV
1	Purdue (60)	6-0	1,572	2
2	Arizona (1)	6-0	1,467	3
3	Marquette	5-1	1,418	4
4	UConn (2)	6-0	1,411	5
5	Kansas	5-1	1,312	1
6	Houston	7-0	1,289	6
7	Duke	5-1	1,194	9
8	Miami (FL)	5-0	1,031	10
9	Baylor	6-0	1,030	13
10	Tennessee	4-2	937	7
11	Gonzaga	4-1	964	11
12	Kentucky	5-1	727	16
13	Florida Atlantic	5-1	664	19
14	Texas A&M	6-1	646	12
15	Creighton	5-1	613	8
16	Texas A&M	5-1	571	15
17	North Carolina	5-1	567	14
18	Villanova	6-1	534	NR
19	BYU	6-0	416	NR
20	Colorado State	6-0	330	NR
21	Mississippi State	6-0	309	25
22	James Madison	6-0	303	22
23	Alabama	5-1	259	17
24	Illinois	5-1	134	NR
25	Oklahoma	6-0	120	NR

Others receiving votes: Memphis 108, San Diego State 102, Colorado 70, Ohio State 67, TCU 66, Michigan State 57, Auburn 46, UCLA 24, Princeton 14, Arkansas 10, Florida State 8, Iowa State 8, Southern California 7, Liberty 7, Nevada 6, Clemson 6, Virginia 6, Mississippi 5, Nebraska 4, South Carolina 2, Cincinnati 2, Kansas State 1, Bradley 1.

COLLEGEINSIDER.COM MID-MAJOR TOP 25

(Updated November 27, 2023)

RANK	SCHOOL	RECORD	PTS.	PREV
1	Gonzaga (28)	4-1	770	1
2	James Madison (2)	6-0	734	3
3	Liberty (1)	6-0	715	4
4	Bradley	6-0	662	8
5	UNCG	5-1	598	7
6	UC Irvine	6-1	570	12
7	Drake	5-1	513	5
8	Princeton	6-0	491	10
9	UNCW	5-1	485	6
10	Western Carolina	5-0	408	14
11	Akron	4-2	392	2
12	Grand Canyon	4-1	358	9
13	Yale	4-3	351	11
14	Weber State	3-2	345	16
15	Saint Mary's	3-3	304	23
16	Santa Clara	6-1	268	17
17	San Francisco	5-2	267	NR (39)
18	Kent State	4-3	254	15
19	Vermont	5-2	178	18
20	Indiana State	5-1	151	NR (50)
21	Missouri State	5-1	139	NR (37)
22	Furman	3-3	103	19
23	Cornell	5-1	88	NR (27)
24	Portland State	5-1	86	24
25	Northern Illinois	5-1	85	NR (28)

Others receiving votes: Purdue Fort Wayne 84, Harvard 77, UMass Lowell 65, Evansville 57, Stephen F Austin 56, Appalachian State 45, Chattanooga 33, Toledo 33, Charleston 24, UC Santa Barbara 24, Ohio 21, McNeese State 20, Hawaii 19, Eastern Kentucky 17, Louisiana Tech 17, Colgate 16, Loyola Marymount 16, Longwood 15, Northern Iowa 14, Delaware 12, Stetson 11, Oakland 10, UIC 9, Hofstra 8, Long Beach State 7, UNC Asheville 7, Cleveland State 6, Louisiana 6, Penn 6, Seattle 6, UTEP 6, North Dakota 5, Prairie View 4, Middle Tennessee 3, Quinnipiac 3, Ball State 2, Columbia 1, Norfolk State 1.

USA TODAY SPORTS COACHES TOP 25 POLL

(Updated November 27, 2023)

RANK	SCHOOL	RECORD	VOTES	PREV
1	Purdue (32)	6-0	800	2
2	Arizona	6-0	747	3
3	Marquette	5-1	703	5
4	UConn	6-0	700	4
5	Houston	7-0	681	6
6	Kansas	5-1	647	1
7	Duke	5-1	594	9
8	Miami (FL)	5-0	542	11
9	Baylor	6-0	537	12
10	Gonzaga	4-1	483	10
11	Tennessee	4-2	462	8
12	Kentucky	5-1	373	16
13	Texas A&M	6-1	326	13
14	Creighton	5-1	324	7
15	Villanova	6-1	317	NR
16	North Carolina	5-1	303	14
17	Florida Atlantic	5-1	287	20
18	Texas	5-1	201	17
19	BYU	6-0	187	NR
20	Alabama	5-1	157	15
21	Colorado State	6-0	132	NR
22	Mississippi State	6-0	125	25
23	James Madison	6-0	109	NR
24	Illinois	5-1	99	22
25	Michigan State	3-3	66	19

Dropped Out: No. 18 Virginia; No. 21 Colorado; No. 23 Memphis; No. 24 UCLA;

Others receiving votes: Memphis 63; Virginia 54; UCLA 46; TCU 45; San Diego State 45; Oklahoma 44; Colorado 43; Ohio State 37; Clemson 27; Auburn 26; Princeton 24; Nevada 11; Iowa State 11; USC 7; Liberty 6; Bradley 4; Cincinnati 2; Arkansas 2; Florida 1;

SWAC PREDICTED ORDER OF FINISH

(October 4, 2023)

Team	Points	1st place votes
1. Texas Southern	240	10
2. Grambling State	233	4
3. Alcorn State	214	2
4. Jackson State	213	3
5. Southern	153	1
6. Prairie View A&M	151	1
7. Alabama A&M	140	1
8. Alabama State	121	
9. Bethune-Cookman	107	
10. Arkansas-Pine Bluff	105	1
11. Florida A&M	97	
12. Mississippi Valley State	30	

▼ ALABAMA A&M QUICK FACTS

UNIVERSITY INFORMATION

Location	Normal, Alabama (35762)
Founded	1875
Enrollment.....	6,100
Colors.....	Maroon and White
Nickname	Bulldogs
NCAA Affiliation.....	Division I - FCS
Conference	Southwestern Athletic Conference
President.....	Dr. Daniel K. Wims
Director of Athletics.....	Dr. Paul A. Bryant
Associate AD/Business/SWA.....	Abiola Wilson-Brigmon
Associate AD/External.....	Ruben R. Perez, Jr.
Assistant AD/Mental Health Services.....	Dr. Carlquista Slay
Assistant AD/Operations.....	Roderick Smothers
Assistant AD/Communications	Brian Howard
Director of Sports Medicine.....	Jessie Zucnick-Kimbugwe
Business & Finance Analyst.....	Georgia Harrison
Faculty Athletic Rep.....	Dr. Jeremy Cheeks
Athletics Department Phone.....	256.372.8057
Ticket Office Phone.....	256.372.7255
Twitter.....	@AAMUathletics/@bulldogs_Hoops
Athletics Website.....	aamusports.com
University Website	aamu.edu

MEN'S BASKETBALL HISTORY

First Year of Men's Basketball	1947
Overall Record.....	902-924
NCAA Division II [SIAC].....	1947-1998
NCAA Division II Record.....	627-483
SIAC Regular Season Champions	9
1975, 1976, 1986, 1987, 1988, 1989, 1993, 1995, 1996	
NCAA Division II Tournament Appearances.....	10
1985, 1986, 1987, 1988, 1989, 1993, 1994, 1995, 1996, 1997	
NCAA Division II Second Round Appearances	5
1988, 1994, 1995, 1996, 1997	
NCAA Division II Elite Eight Appearances	4
1988, 1994, 1995, 1996	
NCAA Division I [SWAC]	1999-Present
NCAA Division I Record.....	275-441
SWAC Regular Season Champions.....	1
2005	
SWAC Tournament Champions	1
2005	
NCAA Division I Tournament Appearances	1
2005	
NCAA Division I Tournament Record	0-1

ARENA INFORMATION

Arena.....	AAMU Event Center
Capacity	6,000
Year Opened.....	2022
Playing Surface	Hardwood
Largest Attendance	26,391 (2023)
All-Time Record - Event Center.....	9-6

COACHING STAFF

Head Coach	Otis Hughley Jr.
Alma Mater	Livingston, 1987
Career Record.....	15-18
Record at Alabama A&M.....	15-18
SWAC Record.....	10-8
SWAC Tournament Record	1-1
Associate Head Coach	Cal Cochran
Alma Mater	Chattanooga, 1983
Assistant Coach.....	Rodney Broughton Jr.
Alma Mater	South Alabama, 2012
Assistant Coach.....	Brandon Houston
Alma Mater	Alabama A&M, 2021

ATHLETIC COMMUNICATIONS

Assistant AD/Football Contact.....	Brian Howard
Email.....	brian.howard@aamu.edu
Phone.....	302.258-7461

NUMERICAL ROSTER

NO.	NAME	POS	HT	WT	YR	HOMETOWN/PREVIOUS SCHOOL
0	Jayland Randall	G/F	6-5	175	So.	Detroit, Mich. / Chandler Park Academy
1	Joshua Hughley	G	5-9	160	Fr.	Mobile, Ala. / Southern Union State CC
2	Omari Peek	G/F	6-6	220	Sr.	Cincinnati, Ohio / Lawson State CC
4	Caleb Blackwell	G	6-0	185	Fr.	Buford, Ga. / Grayson HS
5	London Riley	G	6-3	180	Jr.	Atlanta, Ga. / Georgia Highlands CC
10	Anthony Bryant	G	6-3	185	So.	Shreveport, La. / Marion Military Institute
11	Austin Harvell	F	6-6	215	Jr.	Athens, Ala. / Tennessee Tech
12	Dylan Mclean	G	6-4	190	Jr.	Brooklyn, N.Y. / Bishop State CC
13	Darius Osborne	F	6-8	185	Jr.	Louisville, Ky. / Wabash Valley
14	Ademola Oladipo	F	6-6	200	Fr.	Houston, Texas / St. Mary's College
15	Dailin Smith	G/F	6-6	185	Sr.	Colorado Springs, Co. / Rocktop Academy
20	Bilal Abdur-Rahman	G	5-11	160	Fr.	Atlanta, Ga. / Norcross HS
21	Clance Crosby	F	6-9	215	Jr.	Oklahoma City, Okla. / Fort Scott HS
22	Lorenzo Downey	G/F	6-5	215	Jr.	Dartmouth, Nova Scotia, Canada / Western Texas
23	Chad Moodie	F	6-8	225	Fr.	Atlanta, Ga. / Grayson HS
24	Eric Lee	G	6-4	195	Jr.	Tampa, Fla. / Surge Christian Academy
25	Josh Bell	G	6-1	165	Fr.	Mobile, Ala. / Cottage Christian Hill Academy
30	William Tavares	C	6-10	250	Jr.	Republic of Cabo Verde / Erie CC
31	Nari Jordan	G	6-8	215	Jr.	Jacksonville, Fla. / Hillsboro CC
34	EJ Williams	C	6-10	275	Gr.	Cincinnati, Ohio / The Skills Factory
55	Aaron Smith	G	6-4	185	Fr.	Atlanta, Ga. / Kell HS

ALPHABETICAL ROSTER

NO.	NAME	POS	HT	WT	YR	HOMETOWN/PREVIOUS SCHOOL
20	Bilal Abdur-Rahman	G	5-11	160	Fr.	Atlanta, Ga. / Norcross HS
25	Josh Bell	G	6-1	165	Fr.	Mobile, Ala. / Cottage Christian Hill Academy
4	Caleb Blackwell	G	6-0	185	Fr.	Buford, Ga. / Grayson HS
10	Anthony Bryant	G	6-3	185	So.	Shreveport, La. / Marion Military Institute
21	Clance Crosby	F	6-9	215	Jr.	Oklahoma City, Okla. / Fort Scott HS
22	Lorenzo Downey	G/F	6-5	215	Jr.	Dartmouth, Nova Scotia, Canada / Western Texas
11	Austin Harvell	F	6-6	215	Jr.	Athens, Ala. / Tennessee Tech
1	Joshua Hughley	G	5-9	160	Fr.	Mobile, Ala. / Southern Union State CC
31	Nari Jordan	G	6-8	215	Jr.	Jacksonville, Fla. / Hillsboro CC
24	Eric Lee	G	6-4	195	Jr.	Tampa, Fla. / Surge Christian Academy
12	Dylan Mclean	G	6-4	190	Jr.	Brooklyn, N.Y. / Bishop State CC
23	Chad Moodie	F	6-8	225	Fr.	Atlanta, Ga. / Grayson HS
14	Ademola Oladipo	F	6-6	200	Fr.	Houston, Texas / St. Mary's College
13	Darius Osborne	F	6-8	185	Jr.	Louisville, Ky. / Wabash Valley
2	Omari Peek	G/F	6-6	220	Sr.	Cincinnati, Ohio / Lawson State CC
0	Jayland Randall	G/F	6-5	175	So.	Detroit, Mich. / Chandler Park Academy
5	London Riley	G	6-3	180	Jr.	Atlanta, Ga. / Georgia Highlands CC
55	Aaron Smith	G	6-4	185	Fr.	Atlanta, Ga. / Kell HS
15	Dailin Smith	G/F	6-6	185	Sr.	Colorado Springs, Co. / Rocktop Academy
30	William Tavares	C	6-10	250	Jr.	Republic of Cabo Verde / Erie CC
34	EJ Williams	C	6-10	275	Gr.	Cincinnati, Ohio / The Skills Factory

WHERE THEY ARE FROM

- Alabama [3]
Austin Harvell (Athens), Josh Bell (Mobile),
Joshua Hughley (Mobile)
- Colorado [1]
Dailin Smith (Colorado Springs)
- Florida [2]
Nari Jordan (Jacksonville), Eric Lee (Tampa)
- Georgia [5]
Bilal Abdur-Rahman (Atlanta), Caleb Blackwell
(Buford), Chad Moodie (Atlanta), London Riley
(Atlanta), Aaron Smith (Atlanta)

- Kentucky [1]
Darius Osborne (Louisville)
- Louisiana [1]
Anthony Bryant (Shreveport)
- Michigan [1]
Jayland Randall (Detroit)
- New York [1]
Dylan Mclean (Brooklyn)
- Ohio [2]
Omari Peek (Cincinnati), EJ Williams
(Cincinnati)

- Oklahoma [1]
Clance Crosby (Oklahoma City)
- Texas [1]
Ademola Oladipo (Houston)
- Africa [1]
William Tavares (Cabo Verde)
- Canada [1]
Lorenzo Downey (Nova Scotia)

COACHING STAFF

Coach	Position // Year at AAMU
Otis Hughley Jr.	Head Coach // 2nd Season
Alma Mater // Year	Livingston // 1987
Cal Cochran	Assocaite Head Coach // 2nd Season
Alma Matter // Year	Chattanooga // 1983
Rodney Broughton Jr.	Assistant Coach // 2nd Season
Alma Mater // Year	South Alabama // 2012
Brandon Houston	Assistant Coach // 2nd Season
Alma Mater // Year	Alabama A&M // 2021

PRONUNCIATIONS


JAYLAND RANDALL	JAY-LAND Randall
JOSHUA HUGHLEY	Joshua HUGH-LEY
OMARI PEEK	O-MAR-E Peek
CALEB BLACKWELL	KAY-LAB Blackwell
LONDON RILEY	London Riley
ANTHONY BRYANT	Anthony Bryant
AUSTIN HARVELL	Austin HAR-VEL
DYLAN MCLEAN	Dylan MC-LEAN
DARIUS OSBORNE	Darius Osborne
ADEMOLO OLADIPO	AD-E-MO-LO O-LA-DE-PO
BILAL ABDUR-RAHMAN	BI-LAL AB-DUR RAH-MAN
DAILIN SMITH	DAY-LIN Smith
AARON SMITH	Aaron Smith
CLANCE CROSBY	CLANCE Crosby
LORENZO DOWNEY	LO-REN-ZO Downey
CHAD MOODIE	Chad MOO-DE
ERIC LEE	Eric Lee
WILLIAM TAVARES	William TA-VAR-EZ
NARI JORDAN	NAR-E Jordan
EJ WILLIAMS	EJ Williams

SOCIAL MEDIA ROSTER

Name	Twitter Handle
Jayland Randall	@JRBuckets24
Joshua Hughley	N/A
Omari Peek	@amari_pg2
Caleb Blackwell	@caleblackwell
London Riley	@1klondonriley
Anthony Bryant	@a0_loading
Austin Harvell	@kingaustin_14
Dylan Mclean	@ispydylan
Darius Osborne	N/A
Ademola Oladipo	@AdemolaOladipo
Bilal Abdur-Rahman	@official_ba3
Dailin Smith	@DailinSmith
Aaron Smith	N/A
Clance Crosby	@clxncc0
Lorenzo Downey	@lorenzodowney
Chad Moodie	@chadmoodie2
Eric Lee	@3ric_lee
William Tavares	N/A
Nari Jordan	@jordan_nari
EJ Williams	@lam_EJ34

Name	Instagram Handle
Jayland Randall	@jaylanddd
Joshua Hughley	@the1kiosh
Omari Peek	@omari_pg2
Caleb Blackwell	@caleblackwell
London Riley	@1k_london
Anthony Bryant	@ac_loading
Austin Harvell	@austinharvell
Dylan Mclean	@ispydylan
Darius Osborne	@2darius
Ademola Oladipo	@ademola
Bilal Abdur-Rahman	@official.ba3
Dailin Smith	@dalinsmith
Aaron Smith	@aaron25
Clance Crosby	@clxncc
Lorenzo Downey	@downeyzo
Chad Moodie	@chadmoodie
Eric Lee	@3ric.lee
William Tavares	N/A
Nari Jordan	@nari.jordan
EJ Williams	@dontkillmyvibe_34

ALABAMA A&M MEN'S BASKETBALL - RADIO/TELEVISION ROSTER /////



0 JAYLAND
RANDALL

Guard // 6-5 // 185 // SO
Detroit, Michigan



1 JOSHUA
HUGHLEY

Guard // 5-9 // 160 // FR
Mobile, Alabama



2 OMARI
PEEK

Guard // 6-6 // 225 // SO
Cincinnati, Ohio



4 CALEB
BLACKWELL

Guard // 6-0 // 180 // FR
Buford, Georgia



5 LONDON
RILEY

Guard // 6-3 // 180 // JR
Atlanta, Georgia



10 ANTHONY
BRYANT

Guard // 6-3 // 185 // SO
Shreveport, Louisiana



11 AUSTIN
HARVELL

Forward // 6-6 // 230 // JR
Athens, Alabama



12 DYLAN
MCLEAN

Guard // 6-4 // 190 // JR
Brooklyn, New York



13 DARIUS
OSBORNE

Forward // 6-8 // 185 // JR
Louisville, Kentucky



14 ADEMOLA
OLADIPO

Forward // 6-6 // 200 // FR
Houston, Texas



15 DAILIN
SMITH

Guard // 6-6 // 190 // SR
Colorado Springs, Colorado



20 BILAL
ABDUR-RAHMAN

Guard // 5-11 // 160 // FR
Atlanta, Georgia



21 CLANCE
CROSBY

Forward // 6-9 // 215 // JR
Oklahoma City, Oklahoma



22 LORENZO
DOWNEY

Guard // 6-5 // 200 // JR
Dartmouth, Nova Scotia, Canada



23 CHAD
MOODIE

Forward // 6-8 // 225 // FR
Atlanta, Georgia



24 ERIC
LEE

Guard // 6-4 // 190 // JR
Tampa, Florida



25 JOSH
BELL

Guard // 6-1 // 165 // FR
Mobile, Alabama



30 WILLIAM
TAVARES

Center // 6-10 // 250 // JR
Republic of Cabo Verde



33 NARI
JORDAN

Guard // 6-8 // 215 // JR
Jacksonville, Florida



34 EJ
WILLIAMS

Center // 6-10 // 300 // GR
Cincinnati, Ohio



55 AARON
SMITH

Guard // 6-4 // 185 // FR
Atlanta, Georgia



OTIS
HUGHLEY JR.

Head Coach
Second Season
Livingston College



CAL
COCHRAN

Associate Head Coach
Second Season
Chattanooga



RODNEY
BROUGHTON JR.
Assistant Coach



BRANDON
HOUSTON
Assistant Coach

HEAD COACH - OTIS HUGHLEY JR.



OTIS HUGHLEY JR.

HEAD COACH
SECOND SEASON
LIVINGSTON, 1987

A veteran developer of talent at the high school, college, professional, international and Olympic level, Otis Hughley, Jr. was named the 10th head men's basketball coach at Alabama A&M on April 18, 2022, bringing with him a wealth of coaching experience and expertise.

AT ALABAMA A&M

In his first season, he guided the Bulldogs to a 15-18 overall record and 10-8 in South-western Athletic Conference (SWAC) play. In the conference tournament, defeated South-ern, 77-63, before falling to the eventual tournament champions, Texas Southern, 74-61.

PROFESSIONAL COACHING EXPERIENCE (NBA, 2010-16)

A well-known figure in the professional ranks, Hughley made the jump to the NBA in 2010-11 when he was hired as an assistant coach by the Sacramento Kings before joining the Golden State Warriors skill development and video departments in 2011-12. Following that season he would return to the Kings as a scout through 2016.

INTERNATIONAL COACHING EXPERIENCE (NIGERIA, SPAIN, CHINA)

A versatile coach, Hughley has had tremendous success on the international stage with both men and women, having served more than a decade with the National Basketball Association's (NBA) China Program.



▼ HUGHLEY VERSUS ALL-TIME OPPONENTS			
Alabama-Birmingham (UAB)	0-0	Louisiana Tech	0-1
Alabama State	1-1	Mississippi Valley State	2-0
Alcorn State	0-1	Norfolk State	0-1
Arkansas-Pine Bluff	2-0	North Alabama	0-2
Auburn	0-1	Ohio State	0-1
Bethune-Cookman	1-1	Prairie View A&M	1-0
Cleveland State	0-1	Rust College	1-0
East Tennessee State	0-1	Samford	0-1
Fisk	1-0	South Alabama	0-1
Florida A&M	1-1	Southern	3-0
Georgia	0-0	Tennessee State	0-1
Georgia Tech	0-0	Texas Southern	0-2
Grambling State	0-2	UT-Chattanooga	0-0
Illinois	0-1	UT-Southern	1-0
Jackson State	0-1	Vanderbilt	0-1
Lipscomb	1-1		

HEAD COACH - OTIS HUGHLEY JR.

As part of that initiative he was the associate head coach for the Shandong Bulls Goldstone in 2002-03 and helped lead that franchise to a 31-11 record and a first round playoff appearance that season.

He would return to the international game 12 years later as a consultant to the Xinjiang Flying Tigers and as the head coach of the Chinese Taipei Men's and Women's National Teams in 2015-16. That same season he would serve as an assistant coach for the Tianjin Gold Lions in the Chinese Basketball Association (CBA).

In 2017 his international experience would continue to grow to include the women's game as he was named the head coach of the Nigerian Women's National Team. In that role he helped lead the program to three Afro-Basket Championships (2017, 2019, 2021), a No. 1 world ranking in Africa, No. 14 in the world and a berth in the 2022 World Cup. The latter made them one of the top 12 teams in the world.

Part of what helped them earn those august rankings was an impressive performance in the 2018 World Cup in Spain when they became the first African team to win a game outside of the continent when they won three in a row to reach the quarterfinals.

They defeated No. 7 Turkey, No. 16 Argentina and No. 20 Greece in that tournament and earned a berth in the 2020 Tokyo Olympics where they finished 11th. They are currently one of 12 teams that have qualified for the 2022 World Cup in Sydney, Australia.

HIGH SCHOOL COACHING CAREER

(2004-10, LeFlore HS)

Prior to the professional and international opportunities, Hughley proved himself at the high school ranks in Alabama, posting a sterling 185-20 overall record from 2004-10.

In that time he guided the Rattlers to six Alabama State Final Four berths and a 6A State Championship in 2007. Following that title, he played a key role in developing 12-year NBA veteran DeMarcus Cousins from 2007-09, posting a 59-6 mark in those two years.

After being on the NBA radar while at LeFlore, Hughley would follow Cousins to the Association after he was drafted in the first round by the Sacramento Kings.

COLLEGE COACHING EXPERIENCE

While the majority of his coaching career has been spent at the professional and international level, Hughley has seven years of experience at the collegiate level.

WALLACE C.C.-SELMA

(MEN'S AND WOMEN'S HEAD COACH, 1993-97)

He would begin that stretch with four years as the head men's and women's coach at Wallace Community College — Selma, posting a 135-46 record from 1993-97. Over the course of those four seasons he guided the men to a 90-25 record, two conference championships and a region runner-up finish and the women to a 45-21 mark that included a No. 4 national ranking.



WRIGHT STATE

(ASSISTANT COACH, 1997-98)

Hughley would then make the jump to the NCAA ranks with Wright State in 1997-98 where he would play a key role in recruiting. In that time he signed Kevin Melson, the No. 2 scorer in the junior college ranks and a player that would go on to earn league Newcomer of the Year and First-Team All-Conference honors.

LIBERTY

(ASSISTANT COACH, 1998-99)

After one season he joined Liberty as the top assistant in 1998-99 and was responsible for signing a Top-25 recruiting class. That group included Antonio Burks who would go on to play for the Memphis Grizzlies.

SOUTHERN (ASSOCIATE HEAD COACH, 2001-02)

His most recent collegiate men's basketball coaching stop came at Southern in 2001-02 where he served as an associate head coach to the legendary Ben Jobe, a 500-game winner at the college level. There he served as recruiting coordinator in addition to aiding with practice planning, skill development and game and scouting prep.

AUBURN

(WOMEN'S BASKETBALL CONSULTANT, 2018-19)

In terms of college hardwood, his most recent stop came in the women's game as a member of Southeastern Conference (SEC) member Auburn's staff in 2018-19. There he served as a consultant to head coach Terri Williams-Flournoy, whose team produced the best record of her nine-year tenure with the Tigers, 22-10, that season.

CAMP COACHING EXPERIENCE

You don't get to be as well connected in the sport of basketball without making the rounds in the camp circuit and Hughley has certainly done that.

Chief among those was his association with the Pete Newell Big Man Camp for more than a decade, which is widely recognized as one of the most influential camps during its existence from 1976-2011.

He also served as a coach and teacher at long-time NBA player Kike Vandeweghe's Next Level NBA Camp and served as a director at the Nike All-Asia, All-Taiwan and All-Philippines Camps. Hughley has also been a skills coordinator at the Pro Hoops Combine which serves as a Women's National Basketball Association (WNBA) pre-draft camp.

EDUCATION

Hughley attended the College of Eastern Utah from 1982-83 before earning his Bachelor of Science in Business Administration (Computer Information Systems emphasis) in 1987 from Livingston College, now known as the University of West Alabama.

PERSONAL

A native of Atlanta, Georgia, Hughley and his wife Valerie are the parents of four children — Jeremiah, Trinitee, Heavyn and Joshua.

SWAC STANDINGS

Team	SWAC	Overall
Alabama A&M	0-0	0-5
Alabama State	0-0	3-4
Alcorn State	0-0	1-7
Arkansas-Pine Bluff	0-0	4-4
Bethune-Cookman	0-0	3-4
Florida A&M	0-0	0-4
Grambling State	0-0	2-5
Jackson State	0-0	1-6
Mississippi Valley State	0-0	0-7
Prairie View A&M	0-0	4-2
Southern	0-0	1-5
Texas Southern	0-0	0-6

SWAC MEMBER INSTITUTIONS

All 12 member institutions have established websites to allow fans indepth information on their respective programs:

Alabama A&M University	aausports.com
Alabama State University	bamastatesports.com
Alcorn State University	alcornsports.com
Bethune-Cookman University	bcuathletics.com
Florida A&M University	famuathletics.com
Grambling State University	gsutigers.com
Jackson State University	gojsutigers.com
Mississippi Valley State University	mvsusports.com
Prairie View A&M University	pvpanters.com
Southern University	gojagsports.com
Texas Southern University	tsusports.com
University of Arkansas-Pine Bluff	uapblionsroar.com

SWAC MARQUEE VICTORIES

Southern 85, UNLV 71	11/8/23
Arkansas-Pine Bluff 85, Central Ark. 83	11/13/23
Jackson State 73, Missouri 72	11/19/23
Bethune-Cookman 79, Charleston So. 73	11/20/23
Prairie View A&M 76, Eastern Kentucky 64	11/21/23
Alabama State 88, N.C. A&T 73	11/24/23

SOUTHWESTERN ATHLETIC CONFERENCE



FORMED: 1920

Charter members: Bishop College, Paul Quinn, Prairie View A&M, Texas College and Wiley College

Commissioner: Dr. Charles McClelland

Located: Birmingham, Alabama

HISTORY AT A GLANCE

In 1920, athletic officials from six Texas HBCUs — C.H. Fuller of Bishop College, Red Randolph and C.H. Patterson of Paul Quinn College, E.G. Evans, H.J. Evans and H.J. Starns of Prairie View A&M, D.C. Fuller of Texas College and G. Whitte Jordan of Wiley College — met in Houston, Texas, to discuss common interests. At this meeting, they agreed to form a new league, the SWAC.

Paul Quinn became the first of the original members to withdraw from the league when it did so in 1929. When Langston University of Oklahoma was admitted into the conference two years later, it began the migration of state-supported institutions into the SWAC. Southern University entered the ranks in 1934, followed by Arkansas AM&N (now the University of Arkansas at Pine Bluff) in 1936 and Texas Southern University in 1954.

Rapid growth in enrollment of the state-supported schools made it difficult for the church-supported schools to finance their athletics programs and one by one they fell victim to the growing prowess of the state-supported colleges. Bishop withdrew from the conference in 1956, Langston in 1957 and Huston-Tillotson (formerly Samuel Huston) in 1959, one year after the admittance of two more state-supported schools: Grambling College and Jackson State College.

The enter-exit cycle continued in 1961 when Texas College withdrew, followed by the admittance of Alcorn A&M (now Alcorn State University) in 1962. Wiley left in 1968, the same year Mississippi Valley State College entered. Arkansas AM&N exited in 1970 and Alabama State University entered in 1982.

Arkansas-Pine Bluff (formerly Arkansas AM&N) rejoined the SWAC on July 1, 1997, regaining full-member status one year later. Alabama A&M University became the conference's tenth member when it became a full member in September, 1999 after a one year period as an affiliate SWAC member. Most of the former SWAC members that have left the conference are currently a part of the Red River Athletic Conference of the NAIA.

Current championship competition offered by the SWAC includes competition for men in baseball, basketball, cross country, football, golf, indoor track, outdoor track & field and tennis. Women's competition is offered in the sports of basketball, bowling, cross country, golf, indoor track, outdoor track & field, soccer, softball, tennis and volleyball.

THE MISSION AND PURPOSE OF THE SWAC

The Southwestern Athletic Conference, Inc. (the "SWAC", the "Conference") is organized exclusively for the purpose of encouraging, promoting, advancing, and conducting intercollegiate sports activities and other recreational and not-for-profit activities among the members of the Conference. Its purposes are:

- To uphold the principles of institutional control of, and responsibility for all collegiate sports conducted by the members of this organization in conformity with the Constitution and Bylaws hereof;
- To stimulate and improve intercollegiate athletic sports;
- To comply with satisfactory standards of scholarship and amateur standing and good sportsmanship;
- To preserve and maintain the collegiate athletic records of the members of the Southwestern Athletic Conference, and make them available upon request;
- To cooperate with other amateur athletic organizations in the promotion and conduct of intercollegiate athletic contests;
- To maintain fiscal management; and
- To legislate through Bylaws or Resolutions on subjects of general concern to the membership.

The members of the conference are committed to the philosophy of maintaining intercollegiate athletics as an integral part of the overall educational program. To this end, the conference believes in and subscribes to the fundamental principles of amateurism, institutional control, sound academic standards, financial aid, recruiting, and ethical conduct that governs intercollegiate athletics, and the enforcement of rules and regulations as adopted by the National Collegiate Athletic Association.

MEMBERSHIP TIMELINE

Bishop College	1920-56
Paul Quinn College	1920-29
Samuel Huston College	1920-59
Texas College	1920-68
Wiley College	1920-68
Prairie View A&M	1920 - present
Langston University	1931-57
Arkansas AM&N	1936-70
Southern	1934 - present
Texas Southern	1954 - present
Grambling State	1958 - present
Jackson State	1958 - present
Alcorn State	1962 - present
Mississippi Valley State	1968 - present
Alabama State	1982 - present
Arkansas-Pine Bluff	1997 - present
Alabama A&M	1999 - present
Howard University*	2014 - present
Bethune-Cookman	2021 - present
Florida A&M	2021 - present

*Affiliate member in women's soccer only.

LEGENDARY SWAC GREATS INCLUDE:

NFL	
Lem Barney	Jackson State
Mel Blount	Southern
Robert Brazile	Jackson State
Willie Brown	Grambling State
Buck Buchanan	Grambling State
Willie Davis	Grambling State
Donald Driver	Alcorn State
James Harris	Grambling State
Ken Houston	Prairie View A&M
Charlie Joiner	Grambling State
Robert Mathis	Alabama A&M
David Deacon Jones	Mississippi Valley State
Steve McNair	Alcorn State
Jerry Rice	Mississippi Valley State
Eddie Robinson	Alabama State
Jackie Slater	Jackson State
John Stallworth	Alabama A&M
Michael Strahan	Texas Southern
Doug Williams	Grambling State

NBA	
Lindsey Hunter	Jackson State
Willis Reed	Grambling State
Purvis Short	Jackson State

MLB	
Lou Brock	Southern
Rickie Weeks	Southern

COACH	
Eddie G. Robinson	Grambling State

OTHERS	
Bill Foster	Alcorn State
Patricia Hoskins	Mississippi Valley State
Barbara Jacket	Prairie View A&M
Alice Jackson	Grambling State
Brian Johnson	Southern
Mary Onyal	Texas Southern
Walter Payton	Jackson State
Michael Tinsley	Jackson State

2023-2024 Alabama A&M University Men's Basketball Game Notes

▼ 2023 SOUTHWESTERN ATHLETIC CONFERENCE WEEKLY HONORS

WEEK 1

Player	TJ Madlock	Alabama State
Impact	K'Jei Parker	Florida A&M

WEEK 2

Player	Ken Eavans Jr.	Jackson State
Impact	Chase Adams	Jackson State

WEEK 3

Player	TJ Madlock	Alabama State
Impact	PJ Henry	Texas Southern

▼ ALABAMA A&M HONORS & AWARDS



▼ 2023 SOUTHWESTERN ATHLETIC CONFERENCE PRESEASON TEAMS

Preseason Offensive Player of the Year

PJ Henry	Texas Southern
----------	----------------

Preseason Defensive Player of the Year

Jourdan Smith	Grambling State
---------------	-----------------

Preseason All-SWAC First Team

Zion Harmon	Bethune-Cookman
Jeremiah Kendall	Alcorn State
PJ Henry	Texas Southern
Chase Adams	Jackson State
Kylen Milton	Arkansas-Pine Bluff

Preseason All-SWAC Second Team

Romelle Mansel	Jackson State
Ken Evans Jr.	Jackson State
Joe French	Arkansas-Pine Bluff
TJ Madlock	Alabama State
Jourdan Smith	Grambling State

▼ 2023-2024 ALABAMA A&M MEN'S BASKETBALL - INDIVIDUAL LEADERS GAME-BY-GAME

OPPONENT	SCORE	W/L	POINTS	REBOUNDS	ASSISTS	STEALS	BLOCKS
OAKWOOD (Exh.)	111-59	W	16-Jayland Randall	10-Clance Crosby	3-Mclean, Williams	3-Dailin Smith	2-Chad Moodie
at North Alabama	83-67	L	15-Dailin Smith	5-EJ Williams	3-AC Bryant	2-Lorenzo Downey	1-Moodie, Peek
at Lipscomb	106-81	L	17-Dailin Smith	6-Chad Moodie	3-EJ Williams	2-Moodie, Lee, Blackwell	1-Four Players
at Auburn	84-54	L	9-Chad Moodie	7-Chad Moodie	2-Chad Moodie	2-Caleb Blackwell	2-Chad Moodie
vs. East Tennessee State%	82-71	L	20-Dailin Smith	6-D. Smith, Williams	5-Caleb Blackwell	2-Caleb Blackwell	1-Randall, Moodie
at Cleveland State	86-59	L	12-Dylan Mclean	6-Lorenzo Downey, Team	5-Caleb Blackwell	4-Caleb Blackwell	1-AC Bryant

TENNESSEE STATE

at Vanderbilt

at Georgia Tech

at Samford

UAB

UT-CHATTANOOGA

at South Alabama

at Georgia

at Arkansas-Pine Bluff*

at Mississippi Valley St.*

ALCORN STATE*

JACKSON STATE*

vs. Alabama State*

at Texas Southern*

at Prairie View A&M*

FLORIDA A&M*

BETHUNE-COOKMAN*

at Southern*

at Grambling State*

MISSISSIPPI VALLEY ST.*

ARKANSAS-PINE BLUFF*

at Bethune-Cookman*

at Florida A&M*

ALABAMA STATE*

GRAMBLING STATE*

SOUTHERN*

* - SWAC Game

% - Viking Invitational (Cleveland, Ohio)

- Bridge Builder Classic (Mobile, Alabama)

▼ 2023-2024 ALABAMA A&M MEN'S BASKETBALL - STARTING FIVE

OPPONENT	SCORE	W/L	1	2	3	4	5
OAKWOOD (Exh.)	111-59	W	D. Smith	Peek	Downey	Williams	Tavares
at North Alabama	83-67	L	D. Smith	Peek	Downey	Williams	Tavares
at Lipscomb	106-81	L	D. Smith	Peek	Downey	Williams	Randall
at Auburn	84-54	L	D. Smith	Peek	Downey	Williams	Blackwell
vs. East Tennessee State%	82-71	L	D. Smith	Peek	Downey	Williams	Bryant
at Cleveland State	86-59	L	D. Smith	Peek	Downey	Williams	Bryant

TENNESSEE STATE

at Vanderbilt

at Georgia Tech

at Samford

UAB

UT-CHATTANOOGA

at South Alabama

at Georgia

at Arkansas-Pine Bluff*

at Mississippi Valley St.*

ALCORN STATE*

JACKSON STATE*

vs. Alabama State*

at Texas Southern*

at Prairie View A&M*

FLORIDA A&M*

BETHUNE-COOKMAN*

at Southern*

at Grambling State*

MISSISSIPPI VALLEY ST.*

ARKANSAS-PINE BLUFF*

at Bethune-Cookman*

at Florida A&M*

ALABAMA STATE*

GRAMBLING STATE*

SOUTHERN*

* - SWAC Game

% - Viking Invitational (Cleveland, Ohio)

- Bridge Builder Classic (Mobile, Alabama)



2023-24 Alabama A&M Men's Basketball
Combined Team Statistics
All games

Page 1/1
as of Nov 26, 2023

Game Records

Record	Overall	Home	Away	Neutral
ALL GAMES	0-5	0-0	0-5	0-0
CONFERENCE	0-0	0-0	0-0	0-0
NON-CONFERENCE	0-5	0-0	0-5	0-0

Score by Periods

Team	1st	2nd	OT	TOT
Alabama A&M	135	197	0	332
Opponents	221	220	0	441

Team Box Score

No.	Player				Total		3-Point		F-Throw		Rebounds													
		GP-GS	MIN	AVG	FG-FGA	FG%	3FG-3FGA	3FG%	FT-FTA	FT%	OFF	DEF	TOT	AVG	PF	DQ	A	TO	BLK	STL	PTS	AVG		
15	SMITH, Dailin	5-5	112:19	22.5	19-47	.404	3-11	.273	29-37	.784	7	13	20	4.0	11	0	5	4	1	3	70	14.0		
12	MCLEAN, Dylan	5-0	60:02	12.0	15-30	.500	3-12	.250	6-7	.857	3	3	6	1.2	5	0	0	5	1	1	39	7.8		
2	PEEK, Omari	5-5	96:50	19.4	13-36	.361	2-11	.182	7-11	.636	4	9	13	2.6	9	0	3	9	1	3	35	7.0		
4	BLACKWELL, Caleb	5-1	114:05	22.8	9-30	.300	4-12	.333	4-4	1.000	2	6	8	1.6	11	0	13	10	0	11	26	5.2		
24	LEE, Eric	5-0	53:38	10.7	10-14	.714	0-1	.000	6-16	.375	2	2	4	0.8	2	0	2	3	0	6	26	5.2		
0	RANDALL, Jayland	5-1	92:48	18.6	8-25	.320	0-4	.000	9-13	.692	3	4	7	1.4	11	0	4	8	1	2	25	5.0		
34	WILLIAMS, EJ	5-5	74:45	15.0	9-22	.409	0-1	.000	4-10	.400	6	11	17	3.4	5	0	5	10	1	1	22	4.4		
10	BRYANT, AC	5-2	79:24	15.9	5-23	.217	0-4	.000	11-17	.647	3	10	13	2.6	13	0	6	6	1	3	21	4.2		
23	MOODIE, Chad	5-0	60:26	12.1	5-16	.313	0-0	.000	10-12	.833	11	7	18	3.6	7	0	5	7	4	3	20	4.0		
30	TAVARES , William	5-1	57:51	11.6	6-11	.545	3-3	1.000	3-4	.750	5	10	15	3.0	3	0	0	1	0	2	18	3.6		
22	DOWNEY, Lorenzo	5-5	84:35	16.9	4-12	.333	1-5	.200	3-5	.600	2	11	13	2.6	15	0	1	5	0	4	12	2.4		
5	RILEY, London	5-0	57:13	11.4	4-12	.333	3-11	.273	0-0	.000	3	4	7	1.4	6	0	3	1	1	1	11	2.2		
11	HARVELL, Austin	2-0	23:40	11.8	1-3	.333	1-1	1.000	0-0	.000	1	4	5	2.5	4	0	3	5	1	1	3	1.5		
13	OSBORNE, Darius	3-0	21:40	7.2	1-5	.200	0-1	.000	0-0	.000	2	2	4	1.3	4	0	1	1	0	1	2	0.7		
1	HUGHLEY, Joshua	5-0	10:44	2.1	1-2	.500	0-0	.000	0-0	.000	1	0	1	0.2	2	0	1	4	0	0	2	0.4		
Team											13	8	21					3						
Total		5	1000		110-288	.382	20-77	.260	92-136	.676	68	104	172	34.4	108	0	52	82	12	42	332	66.4		
Opponents		5	1000		141-279	.505	53-129	.411	106-137	.774	52	135	187	37.4	105	2	90	72	23	48	441	88.2		

Team Statistics

	AAMU	OPP
Scoring	332	441
Points per game	66.4	88.2
Scoring margin	-21.8	-
Field goals-att	110-288	141-279
Field goal pct	.382	.505
3 point fg-att	20-77	53-129
3-point FG pct	.260	.411
3-pt FG made per game	4.0	10.6
Free throws-att	92-136	106-137
Free throw pct	.676	.774
F-Throws made per game	18.4	21.2
Rebounds	172	187
Rebounds per game	34.4	37.4
Rebounding margin	-3.0	-
Assists	52	90
Assists per game	10.4	18.0
Turnovers	82	72
Turnovers per game	16.4	14.4
Turnover margin	-2.0	-
Assist/turnover ratio	0.6	1.3
Steals	42	48
Steals per game	8.4	9.6
Blocks	12	23
Blocks per game	2.4	4.6
Winning streak	0	-
Home win streak	0	-
Attendance	0	13373
Home games-Avg/Game	0-0	5-2675
Neutral site-Avg/Game	-	0-0


Team Results

Date	Opponent		Score	Att.
11/09/2023	at North Ala.	L	67-83	1366
11/18/2023	at Lipscomb	L	81-106	823
11/21/2023	at Auburn	L	54-84	9121
11/24/2023	at ETSU	L	71-82	597
11/25/2023	at Cleveland St.	L	59-86	1466

2023-2024 ALABAMA A&M MEN'S BASKETBALL - BOX SCORES

1 NORTH ALABAMA 83, ALABAMA A&M 67

November 9 // Florence, Alabama
Flowers Hall (1,336)

													Official Basketball Box Score - Final													Alabama A&M at North Alabama													Game Time: 7:00 PM												
																										11/09/23 Flowers Hall, Florence													Game Duration: 2:07												
																										2023-24 Men's Basketball													Attendance: 1,366												
Alabama A&M - 67													Record: 0-1																										Officials: Glenn Tutt, Michael Husted, Devyn Page												
NO. Name		Min	FG	3P	FT	Rebounds	Fouls	TP	AS	TO	ST	Blocks	Shooting By Period																																						
			M.A.	M.A.	M.A.	OR DR TOT	PF FD					BS BA		1 st FG%	2 nd FG%	3 rd FG%	FT%	GM FG%																																	
2	Omari Peek	F 15:14	1-5	1-3	3-4	0 2 2	0 3	6	0	2	0	1	0	-13	1 st FG% 10-33 30.3%	3PT% 2-9 22.2%	FT% 8-13 61.5%	GM FG% 10-33 30.3%																																	
30	William Tavares de Brito	C 13:35	2-4	0-0	0-0	1 3 4	1 0	4	0	0	1	0	0	-9	2 nd FG% 10-23 43.5%	3PT% 2-5 40.0%	FT% 15-23 65.2%	GM FG% 20-56 35.7%																																	
34	EJ Williams	C 13:01	1-4	0-1	0-0	2 3 5	1 0	2	0	2	0	0	0	-6	3PT% 4-14 28.6%	FT% 23-36 63.9%		Dead Ball Rebounds: 6 0																																	
15	Dalin Smith	G 23:46	5-14	1-2	4-7	2 2 4	2 5	15	0	1	0	0	0	-7																																					
22	Lorenzo Downey	G 16:47	0-1	0-1	0-1	0 2 2	1 0	1	0	0	1	2	0	-14																																					
0	Jayland Randall	16:51	2-5	0-1	4-7	1 2 3	2 5	8	1	2	1	0	0	-8																																					
4	Caleb Blackwell	20:55	2-6	1-2	4-4	0 0 0	2 2	9	1	3	1	0	0	-13																																					
11	Austin Harvell	10:56	0-2	0-0	0-0	0 2 2	3 1	0	1	2	1	0	1	-6																																					
24	Eric Lee	10:12	1-1	0-0	2-6	1 1 2	0 5	4	1	1	1	0	0	-7																																					
13	Darius Osborne	07:01	1-1	0-0	0-0	1 1 2	0 0	2	1	1	0	1	0	0																																					
5	London Riley	15:07	1-4	1-4	0-0	0 2 2	3 0	3	1	0	0	0	0	4																																					
10	Anthony Bryant	17:06	3-6	0-0	6-7	2 1 3	2 4	12	3	1	1	0	0	-1																																					
23	Chad Moodie	07:32	0-2	0-0	0-0	2 1 3	1 1	0	0	0	0	1	0	-6																																					
12	Dylan McLean	10:07	1-1	0-0	0-0	0 0 0	0 0	2	0	1	0	0	0	1																																					
1	Joshua Hughley	01:50	0-0	0-0	0-0	0 0 0	0 0	0	0	0	1	0	0	1																																					
Team						3 0 3	0 0	0	0	0	0	0	0																																						
Totals		20:56	4-14	23-36	15 22 37	20 27 47	9 17 26	81	9	17	9	2 2 16																																							


North Alabama - 83										Record: 2-0									
NO. Name	Min	FG	3P	FT	Rebounds	Fouls	TP	AS	TO	ST	Blocks	+/-	Shooting By Period						
		M	A	M	A	OR	D	T	P	F	B	B	B	1 st	2 nd	3 rd	FT		
23 Tim Smith, Jr.	F 20:55	1-6	1-4	0-0	1 6 7	4 1	3	2	0	1	1	0	8	1 st	3PT% 13-29 44.8%	3PT% 3-11 27.3%	FT% 11-14 78.6%		
33 Danian Forrest	F 26:21	3-4	0-0	3-5	2 9 11	2 3	9	0	3	0	0	0	12	2 nd	FG% 13-25 52.0%	3PT% 5-12 41.7%	FT% 12-13 92.3%		
0 Will Soucie	G 24:47	2-4	1-1	2-2	1 3 4	3 2	7	3	0	3	0	0	15	3 rd	FG% 13-25 52.0%	3PT% 5-12 41.7%	FT% 12-13 92.3%		
3 KJ Johnson	G 23:14	4-7	0-2	8-8	0 0 0	3 6	16	0	3	0	0	0	11	GM	FG% 26-54 48.1%	3PT% 8-23 34.8%	FT% 17-23 73.9%		
5 Jacari Lane	G 21:25	6-11	1-2	2-2	0 0 0	2 2	15	4	1	1	0	0	11	Dead Ball	Rebounds: 1 0				
2 Josiah Fulcher	24:20	4-6	1-3	3-4	1 7 8	2 2	12	0	3	3	0	0	4						
12 Detalan Brown	07:43	1-5	1-5	0-0	0 0 0	2 0	3	0	0	0	0	0	7						
15 Eoin Nelson	11:41	0-0	0-0	0-0	0 0 0	2 0	0	0	0	0	0	0	8						
4 Canin Jefferson	12:14	1-2	0-1	4-4	1 0 1	2 3	6	3	2	0	0	0	2						
22 Marco Foster	15:31	2-4	2-3	0-0	0 0 0	3 0	6	0	2	0	0	0	6						
1 Micah Clark	06:19	1-3	0-1	1-2	0 1 1	1 1	3	1	1	1	0	1	-1						
11 Drake James	01:50	0-0	0-0	0-0	0 0 0	0 0	0	0	0	1	0	0	-1						
21 Hugh Hargett	01:50	1-1	1-1	0-0	0 0 0	0 0	3	0	0	0	0	0	-1						
35 Jamal Albritton	01:50	0-1	0-0	0-0	0 0 0	1 0	0	0	0	0	0	0	-1						
Team					3 2 5	0 0	0	0	0	0	0	0							
Totals		26-54	8-23	23-27	9 28 37	27 20	83	14	16	8	2	2	16						

Technical Fouls:NONE																		
Biggest lead 0 (1 st 20:00) 24 (2 nd 6:40)																		
Best Scoring Run 7 (2 nd 17:30) 7 (1 st 16:56)																		
Lead Changes 0																		
Times Tied 0																		
Time with Lead 00:00 37:59																		



3 AUBURN 84, ALABAMA A&M 54

November 21 // Auburn, Alabama
Neville Arena (9,121)



Official Basketball Box Score - Final

Alabama A&M at Auburn

11/21/23 Neville Arena, Auburn

2023-24 Men's Basketball

Game Time: 7:00 PM

Game Duration: 2:04

Attendance: 9,121

Officials: Pat Adams, Rob Rork, Doug Simons

Alabama A&M - 54

Record: 0-3

NO.	Name	Min	FG	3P	FT	Rebounds	Fouls	TP	AS	TO	ST	Blocks	pts	fg	3pt	ft	pts	fg	3pt	ft			
2	Omari Peek	F 21:33	1-7	0-2	2-2	1 2 3	0 3	4	0	0	1	0	-38	1st FG%	6-26	23.1%	3PT%	1-5	20.0%	FT%	2-4	50%	
34	EJ Williams	C 13:40	1-3	0-0	0-0	1 1 0	1 2	1	3	0	0	0	-19	2nd FG%	13-31	41.9%	3PT%	2-10	20.0%	FT%	11-13	84.6%	
4	Caleb Blackwell	G 22:28	0-4	0-3	0-0	0 1 1	1 0	1	0	2	0	0	-37	GM FG%	19-57	33.3%	3PT%	3-15	20.0%	FT%	13-17	76.5%	
15	Dalin Smith	G 18:21	3-8	0-1	1-1	1 0 1	3 7	0	0	1	0	0	-7	FT%	13-17	76.5%	FT%	13-17	76.5%	FT%	13-17	76.5%	
22	Lorenzo Downey	G 19:03	0-4	0-2	0-0	2 2 2	1 0	1	0	1	2	1	0	-31	FT%	13-17	76.5%	FT%	13-17	76.5%	FT%	13-17	76.5%
30	William Tavares	12:48	1-1	1-1	0-0	0 3 3	1 1	3	0	0	0	0	8	FT%	13-17	76.5%	FT%	13-17	76.5%	FT%	13-17	76.5%	
23	Chad Moodie	17:58	2-5	0-0	5-6	2 5 7	1 3	9	2	2	1	2	1	5	FT%	13-17	76.5%	FT%	13-17	76.5%	FT%	13-17	76.5%
0	Jayland Randall	16:39	1-5	0-0	0-0	0 0 0	4 0	2	0	0	0	0	-12	FT%	13-17	76.5%	FT%	13-17	76.5%	FT%	13-17	76.5%	
10	AC Bryant	17:08	2-5	0-1	3-6	0 3 3	2 4	7	1	3	1	0	1	4	FT%	13-17	76.5%	FT%	13-17	76.5%	FT%	13-17	76.5%
13	Darius Osborne	07:18	0-1	0-1	0-0	1 1 2	0 0	1	0	0	0	0	-11	FT%	13-17	76.5%	FT%	13-17	76.5%	FT%	13-17	76.5%	
24	Eric Lee	10:38	4-7	0-0	0-0	1 1 2	1 1	8	0	0	0	1	0	2	FT%	13-17	76.5%	FT%	13-17	76.5%	FT%	13-17	76.5%
12	Dylan McLean	14:15	2-5	1-3	2-2	1 1 3	3 7	0	1	0	0	0	-13	FT%	13-17	76.5%	FT%	13-17	76.5%	FT%	13-17	76.5%	
5	London Riley	05:50	1-1	1-1	0-0	0 0 0	1 0	3	0	1	0	0	-7	FT%	13-17	76.5%	FT%	13-17	76.5%	FT%	13-17	76.5%	
1	Joshua Hughley	02:21	1-1	0-0	0-0	0 0 0	1 0	2	0	0	0	0	3	FT%	13-17	76.5%	FT%	13-17	76.5%	FT%	13-17	76.5%	
Team						0 2 2	0 0	0	0	1 0	0 0	0											
Totals			19:57	3-15	13-17	6 21 27	26 17 54	6	14	8	3	6	-30										

5

CLEVELAND STATE 86, ALABAMA A&M 59

November 25 // Cleveland, Ohio

Woodling Gymnasium (1,466)



Official Basketball Box Score - Final
Alabama A&M at Cleveland St.
11/25/23 Woodling Gym, Cleveland
2023-24 Men's Basketball

Game Time: 7:00 PM
Game Duration: 2:08
Attendance: 1,466

Officials: Bryan Anslinger, Bill Ek, Kristyne Esparza

Alabama A&M - 59			Record: 0-2																	
NO.	Name	Min	FG		3P		FT		Rebounds		Fouls		TP	AS	TO	ST	Blocks		+/-	
			MA	EA	MA	EA	MA	EA	OR	DR	TOT	PF					FD	BS		BA
2	Omari Peek	F 17:55	4-7	0-1	0-2	0	1	1	3	3	8	0	0	0	0	0	0	0	-17	
34	EJ Williams	C 13:32	1-2	0-0	2-4	1	1	2	1	3	4	1	2	0	0	1	0	1	-9	
10	AC Bryant	G 15:36	0-4	0-0	0-0	0	1	1	3	0	0	0	2	0	1	1	1	-16		
15	Dalín Smith	G 18:16	3-10	0-3	5-7	2	2	4	3	4	11	3	2	3	0	1	1	-11		
22	Lorenzo Downey	G 17:05	2-3	0-1	3-4	1	5	6	3	2	7	0	2	1	0	0	0	-13		
24	Eric Lee	11:25	1-2	0-1	2-6	0	0	0	0	3	4	1	0	1	0	0	0	-11		
0	Jayland Randall	20:13	1-5	0-2	1-2	1	0	1	3	1	3	1	2	0	0	0	0	-9		
4	Caleb Blackwell	21:26	0-4	0-1	0-0	2	1	3	2	1	0	5	4	4	0	1	0	-7		
12	Dylan McLean	15:50	6-9	0-1	0-0	1	1	2	0	1	12	0	2	0	0	0	0	-13		
23	Chad Moodie	14:57	0-3	0-0	4-4	2	0	2	0	2	4	1	1	0	0	1	1	-15		
5	London Riley	19:38	2-5	1-4	0-0	2	0	2	1	0	5	2	0	1	0	0	0	-8		
1	Joshua Hughley	01:16	0-0	0-0	0-0	0	0	0	1	0	0	0	2	0	0	0	0	-3		
30	William Tavares	11:31	0-1	0-0	1-2	2	0	2	0	1	1	0	1	0	0	0	0	-3		
Team							4		2		6		0		0		0		0	
Totals			20-55		1-14		18-31		18		14		32		20		21		59	

Shooting By Period			
1st FG	8-15	32.0%	
3PT	0-4	0.0%	
FT	10-18	55.6%	
2nd FG	12-30	40.0%	
3PT	1-10	10.0%	
FT	8-15	61.5%	
GM FG	20-55	36.4%	
3PT	1-14	7.1%	
FT	18-31	58.1%	
Dead Ball Rebounds: 5.0			

Shooting By Period			
1 st	FG%	8-25	32.0%
3PT%	0-4	0.0%	
FT%	10-18	55.6%	
2 nd	FG%	12-30	40.0%
3PT%	1-10	10.0%	
FT%	8-13	61.5%	
GM	FG%	20-55	36.4%
3PT%	1-14	7.1%	
FT%	18-31	58.1%	
Dead Ball Rebounds: 5, 0			

Cleveland St. - 86										Record: 5-2										
NO.	Name	Min	FG		3P		FT		Rebounds		Fouls		TP	AS	TO	ST	Blocks		+/-	
			MA	EA	MA	EA	MA	EA	OR	DR	TOT	PF					FD	BS		BA
12	Dylan Arnett	F 27:42	2-2	0-0	0-0	3	4	7	2	0	4	1	3	2	2	0	1	1	11	
13	Tristan Enaruna	F 17:42	4-8	1-1	3-6	4	3	7	2	7	12	4	2	1	1	0	1	0	18	
0	Tevin Smith	G 23:16	4-7	0-2	8-8	1	4	5	1	5	16	0	1	2	1	0	1	0	16	
1	Tae Williams	G 27:52	6-11	2-3	4-4	0	3	3	3	2	18	4	3	1	0	1	25	0	25	
3	Drew Lowder	G 29:59	7-13	4-8	0-0	1	0	1	1	0	18	4	3	2	0	0	23	0	23	
2	Jalín Rice	22:36	1-1	0-0	0-0	0	1	1	3	1	2	2	0	1	2	0	21	0	21	
4	Dok Muordar	01:27	0-0	0-0	0-0	0	0	0	1	0	0	0	0	0	0	0	0	5	0	
11	Jayson Woodrich	18:35	2-4	1-3	0-0	1	5	6	2	0	5	1	1	1	0	0	8	0	8	
20	Ramar Pryor	11:40	2-3	0-1	0-0	0	0	0	5	0	4	0	1	1	0	0	3	0	3	
22	Chase Robinson	19:11	0-1	0-1	7-8	0	1	1	1	5	7	0	2	3	0	0	5	0	5	
Team			0-0		0-0		0-0		0-4		0-4		0-0		0-0		0-0		0-0	
Totals			28-50		8-19		22-26		10-25		35-21		20-86		16-17		14-6		1-27	

Shooting By Period

1st PG

15-26

57.7%

2nd PG

13-24

54.2%

3rd PG

5-12

41.7%

GM FG%

28-50

56.0%

3PT%

8-19

42.1%

FT%

22-26

84.6%

Dead Ball Rebounds: 2-0

Technical Fouls: NONE

Shooting By Period			
1 st	FG%	15-25	57.7%
3PT%	3-7	42.9%	
FT%	10-12	83.3%	
2 nd	FG%	13-24	54.2%
3PT%	5-12	41.7%	
FT%	12-14	85.7%	
GM	FG%	28-50	56.0%
3PT%	8-19	42.1%	
FT%	22-26	84.6%	
Dead Ball Rebounds: 2, 0			

		AAM	CSU
Biggest lead	2 (1 st 18:32)	29 (2 nd 12:26)	
Best Scoring Run	11 (2 nd 4:51)	10 (2 nd 18:28)	
Lead Changes	5		
Times Tied	1		
Time with Lead	00:58	37:34	

Points from		AAM	CSU
Turnovers		20	25
Paint		30	32
Second Chance		13	9
Fast Breaks		13	20
Bench		29	18

Period by Period Scoring			
	1st	2nd	TOT
AAM	26	33	59
CSU	43	43	86