



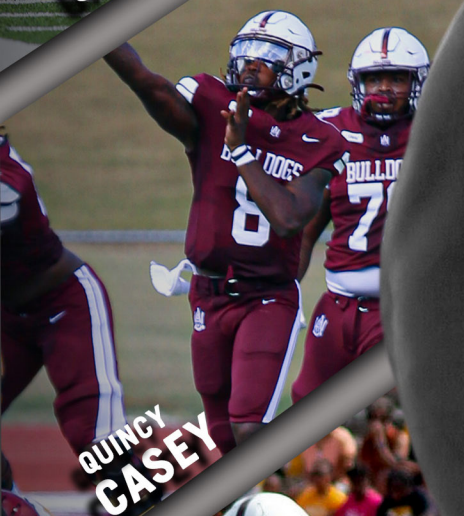
OFFICIAL GAMEDAY PROGRAM

NOV
16 20
23

vs. MISSISSIPPI VALLEY STATE
LOUIS CREW STADIUM



TERRELL
GARDNER



QUINCY
CASEY



EMAN
PAAT



ZAREON
HAYES

#BEADAWG23



2023 ALABAMA A&M BULLDOGS QUICK FACTS



ALABAMA A&M UNIVERSITY

Location: Huntsville, Ala. 35762

Founded: 1875

Enrollment: 6,000

Nickname: Bulldogs

School Colors: Maroon & White

Affiliation: NCAA Division I/FCS for Football

President: Dr. Daniel Wims

Director of Athletics: Dr. Paul A Bryant

Conference: Southwestern Athletic Conference (SWAC)

Website: www.AAMUSports.com

SPORTS INFORMATION

Sports Information Director: TBD

- Office: (256) 372-4005

- E-mail: TBD

Assistant Sports Information Director: Tyler Clark

- Office: (256) 372-5880

- E-mail: Tyler.clark@aamu.edu

COACHING STAFF

Head Coach: Connell Maynor

- Alma Mater: North Carolina A&T '95

- Record at Alabama A&M: 29-20 (Five Years)

- Overall Record: 94-51 (13 Years, Three Schools)

Offensive Coordinator/Wide Receivers Coach:

Duane Taylor

Defensive Coordinator/Linebackers Coaches:

Kienus Boulware

Quarterbacks Coach: Jason Mai

Running Backs Coach/Recruiting Coordinator:

Fred Farrier

Tight Ends Coach: Bobby Turner

Offensive Line Coach: Markus Lawrence

Safeties Coach: Marvin Bohannon

Defensive Tackles Coach: Cedric Pearl

Defensive Ends Coach: Adam Goggans

Cornerbacks Coach: Bryant Foster

Kicking Coach: Richard Wilson

Defensive Graduate Assistant: Elgie Hurd

Equipment Manager: Hank Harris

Strength and Conditioning Coach: Dedrick Bartie

TEAM INFORMATION

Fall 2022 Overall Record: 4-7 (.364)

Fall 2022 Conference Record: 4-4 (.500)

Conference Finish: Third in East

HISTORICAL TEAM INFORMATION

First Recorded Year of Football: 1912

First Year of NCAA Division I Competition: 1998

Overall Program Record: 445-425-33 (.492)

- 100 Available Seasons

NCAA Division I Overall Record: 143-124 (.535)

- 23 Seasons

NCAA Division I Championships: 1

(HBCU, Spring 2021)

NCAA Division II Postseason: 1979, 1989

Winningest Coach (By Percentage):

Ray Greene (.653 - 8 Years, 1979-83, 1986-88)

Winningest Coach (By Wins):

Louis Crews (94 - 16 Years, 1960-75)

Longest Tenured Head Coach:

George Hobson (16 Years, 1942-59)

Louis Crews (16 Years, 1960-75)

Most Wins in a Season: 9 (2006 - 9-3, 2005 - 9-3)

Highest Winning Percentage in a Season: 1.000
(Spring 2021 - 5-0, 1966 - 8-0)



Vehicle Wraps • Trade Show Displays & Graphics • ADA Signage
Promotional Products • Event Banners • Flutter Flags
Dimensional Letters & Logos • Imaged Glass • Wall Wraps
and so much more!



WWW.FASTSIGNS.COM/523
256-380-5632

4294 UNIVERSITY DR. NW, STE. A, HUNTSVILLE, AL 35816

LAHOMA HENDRIX

READY TO BUY OR SELL?

MILITARY RELOCATION PROFESSIONAL



(478) 396-5334

NO OFFICIAL US ARMY, DEPARTMENT OF DEFENSE, OR FEDERAL GOVERNMENT ENDORSEMENT IS IMPLIED.





Chyna Ross is a native of Huntsville, Alabama. She is the daughter of Jemilia Ross Polius. Chyna graduated from New Century Technology High School here in Huntsville, Alabama where she was a part of the engineering strand. After taking courses at her engineering high school and participating in the trio Upward Bound Program at Alabama A&M University, she knew she wanted to be a part of the engineering program and began mechanical engineering studies at Alabama A&M.

She also was a member of the DJB (Dancing Junior Bulldogs) and learned at an early age what Bulldog Pride was before she officially began her tenure on the hill. Her tenure on “The Hill” began in August of 2020. Chyna is currently a graduating senior at Alabama Agricultural & Mechanical University where she is pursuing a Bachelor of Science Degree in Mechanical Engineering. She has had three different engineering internships with the

following companies: Booz Allen Hamilton, Nucor Steel Decatur, and Lockheed Martin.

Upon graduation, Chyna is looking forward to a successful career in mechanical engineering while continuing to be a voice and an example for youth in disadvantaged communities. Chyna is a Merit Scholarship recipient and has remained on the honor roll with a 3.64 GPA. She has been an active Bulldog since her arrival. Chyna is a member of the Honors Program, a TMCF scholar, and a recipient of the 2021 National Space Club Science and Engineering Scholarship. Chyna was a student worker for the Office of the President for two years. She served as the 2022-2023 Miss National Society of Black Engineers and SGA Junior Class Senator. Chyna also is a Spring 2023 initiate of the Delta Delta Chapter of Delta Sigma Theta Sorority, Incorporated.

Her hobbies include spending time with her friends, family, music, dance, roller skating, and visiting church. She aims to fulfill her God-engineered purpose here on the Hill by continuing to lead with a positive attitude and to be a light for the ladies on campus. She plans to use her platform to inspire her peers to look within to discover their true potential and to reach the Huntsville Community through her acts of service.



2023 AAMU ROYAL COURT



Trinity Murray, Miss Senior
Major: Mechanical Engineering
Hometown: Memphis, TN



Faith Gatson, Miss Junior
Major: Marketing
Hometown: Montgomery, AL



Alexis Hopkins, Miss Sophomore
Major: Elementary Education
Hometown: Phenix City, AL



Mhakayla Johnson, Miss Freshman
Major: Mechanical Engineering
Hometown: Belleville, IL



Stephanie Wilkins
Miss International
Student Association
Major: Biology
Hometown: Lagos Nigeria



Coach Connell Maynor enters his 6th season as the coach of Alabama A&M and looks to bounce back in 2023 after the Bulldogs had a 4-7 record in 2022. The team brings in experience at all positions around the roster. A&M looks to get back to a winning style of football in 2023 and bring in some magic similar to a few years ago in 2020. The challenge of the upcoming 11-game slate will be an exciting test. With three games being broadcasted to the National audience. The Bulldogs are ready for the challenge with all the variables they have in Normal, Alabama.

Quarterbacks

The quarterback room for the Alabama A&M Bulldogs enters the 2023 season with both junior Quincy Casey and Xavier Lankford returning to the hill leading the way and battling for the starting position. Both QB's played ten games in 2022 and threw 10 touchdowns for just over 1000 yards. The redshirt freshman Ashley Tucker Jr. from Los Angeles California returns as well. Cornelius Brown IV is coming from UT Martin and freshman Corey Chavis coming from Redford, Michigan are new additions to add depth to the position. The quarterbacks will be coached by Jason Mai who is entering his 6th season on the staff. The Bulldogs averaged 220 yards passing game in 2022 and look to take a step forward in 2023.

Wide Receivers

The passing attack of AAMU will have a mixed bag of returning and new faces at the wide receiver position. The wide receivers are coached by the offensive coordinator and Duane Taylor are the Bulldogs coming into 2023 losing three receivers, four returning and four new faces to Huntsville. It all starts with junior wideout Keenan Hambrick leading the way, who had 29 catches for 370 yards, and 2tds last season. Followed by senior wideouts Cameron Young who had 360 yards and 2tds, and Terrell Gardner who had 25 catches for 292 yards. Alabama A&M welcomes four new faces in Nigel Fitzgerald who is coming from UCONN, senior Lavar Gumm joining the program from Central Michigan, Jacolby Hewitt from FIU, and Jeremiah Shack

Running Backs:

If there was one thing that caught the attention of many defenses it was AAMU's running game. Coached by Fred Farrier the Bulldogs running attack put up over 1700 yards rushing last season. Losing only one player in this group, it returns All-SWAC 2nd teamer in Donovan Eaglin. Eaglin who started all 11 games had 897 yards rushing and 6tds while averaging 5 yards a carry in last season. It also helps that Alabama A&M returns their 2nd option in Harold Jemison Jr who ran for 302 yards and 4tds. Followed by DJ Moffett (Redshirt junior) and Ryan Marrow (Sophomore).

Tight Ends

The tight ends in 2022 were led by junior Bryson Clark who played in eight games last season as the backup TE and had a stat line of 14 catches for 191 yards. He will headline the TE position in 2023 in addition returns Donovan Payne a junior from Denton, Texas, and redshirt sophomore Kobe Brown. New faces come in to add depth to this position with freshman Tyshawn Tate, and senior transfer Kameron Williams from FIU. Coaching the TE's is Bobby Turner who also coaches the full-backs for Alabama A&M.

Offensive Line

The offensive line, coached by Markus Lawrence helped the Bulldogs put up good rushing numbers in 2022. AAMU lose three linemen but have seven-experienced O-Linemen returning to the hill. Names like junior left tackle Carson Vinson, senior Jonathan Williams, junior center Cameron Williams, junior right guard Nevell Brown, senior Josh Anderson, redshirt freshman Ramir Lewis, and redshirt freshman Christian Anderson round out those coming back while two freshmens, Camren Lindsey and Khristian Cotton join the experienced unit.





Defensive Linemen

Alabama A&M lost four defensive linemen from the 2022 campaign. Coach Adam Goggans has ten returners on the D-Line entering 2023. With names like starting redshirt senior and All-SWAC 2nd team performer Zareon Hayes, senior Hayden Guilford, red-shirt junior Thomas Douglas, senior Rashad Colson, senior nose guard Dorian Wesley, junior defensive tackle Liston Richardson, redshirt junior Malik Pertee, junior CJ Dunn, and Demetrie Morgan.

Six transfers come to the hill to help add depth to stopping the run. Jamarion Ellis (Georgia State), Shykiem Pace-Gloster (FIU), Dorian Pickett (Appalachian State), Gregory Green (Eastern Kentucky), and Jonathan King (Indiana).

Linebackers

The Linebackers are coached by Defensive Coordinator Kienus Bowlware, and enter 2023 with a lot of fresh faces. A&M has two returning linebackers in junior Dimitris Biamby who finished last season with 13 tackles along senior linebacker Xavier Billingsley. The Bulldogs are bringing in five new faces at the LB position in 2023. Joining the corps are Jordan Mitchell a redshirt junior from Appalachian State, Cortez Andrews from Florida State, Tony Overstreet from LA Pierce Community College, Evan Craig is coming in from Samford, while Orin Wilson Jr is the only freshman joining the group.

Safeties

Alabama A&M lost six safeties from the 2022 team that is coached by Marvin Bohannon. Returning safeties Avian Rice, Chancellor Smith, redshirt freshman Marvin Smith, junior Khalil Griffin, and Cardelle Patrick. Seven new faces are arriving on the hill in 2023. Jordan Mitchell joins the team from Appalachian State, Cortez Andrews (Florida State), Tony Overstreet (LA Pierce Community College, Evan Craighead from Samford, and Wilson Jr the is the only freshman.

Cornerbacks

Staying with the secondary the defensive backs who are coached by Bryant Foster look to make it tough on opposing receiving corps. The unit gave up a total of seven yards per catch in 2022. In 2023 five corners will be returning for the upcoming season. Starting with redshirt Junior Marquez Benson who started 10 games for the Bulldogs and finished with 16 tackles in 2022. Anthony Fielding a redshirt junior played seven games last season and tallied nine tackles. Elijah Eberhardt who played in nine games last season ended the campaign with one interception and two passes deflected, Teirphil Bein-Aimethe sophomore, and KC Eziumumethe red-shirt sophomore. Two new faces to the cornerback group are Tochi Nnoruka the junior joining AAMU from American River College and Andre Emilus a freshman from Auburn, Alabama.





CONNELL MAYNOR, HEAD COACH



One of the most successful coaches over the past two decades, **Connell Maynor** was named head coach at Alabama A&M on January 16, 2018, bringing with him an extensive background at both the collegiate and professional levels as a player and coach.

Upon his hiring that included being part of 10 championship teams with six of those rings coming as a player and four as a coach. He currently enters the 2023 season with a 94-51 (.648) overall record as a head coach in 13 years at three institutions.

ALABAMA A&M (2018-PRESENT, HEAD COACH)

Since taking the reins of the Bulldogs in 2018 Maynor has compiled an 29-20 overall record, 21-12 mark in the Southwestern Athletic Conference and accomplished things no other coach has at A&M.

The Bulldogs struggled in 2022 in a bit of a rebuilding year, starting 0-3 on the season with losses to UAB, Troy, and Austin Peay. Despite the slow start, A&M won three straight conference games to start the month of October, however fell down the stretch, including the first loss in the Magic City Classic under the watch of Maynor.

After the tremendous spring season, Maynor and his squad went 7-3 during the fall, starting with a three-game win streak to start the year with a home win over South Carolina State, Bethune-Cookman on the road, and Tuskegee in the Gulf Coast Challenge. After a trio of SWAC losses over the next three games, the Bulldogs finished strong to win the last four for the 7-3 mark.

The Spring 2021 season saw him add to not only his personal championship ring collection but to that of his players as he guided Alabama A&M to a perfect 5-0 record and 3-0 league

mark, accomplishing three impressive milestones in one fell swoop on May 1.

That day would see a thrilling 40-33 victory over No. 25 Arkansas-Pine Bluff that delivered the first SWAC Championship in 15 years (and second in program history), the first undefeated season since the 1966 season 53 seasons prior and the first ever Historically Black Colleges and Universities (HBCU) National Championship for the program.

Those accomplishments earned him a spot as one of 16 national finalists for the Eddie Robinson Award as the nation's top FCS coach but were fueled by the efforts of the players he recruited.

Headlining that group was quarterback Aqeel Glass (St. Louis, Mo.) as he was named Player of the Year by the Black College Football Hall of Fame, BOXTOROW and the SWAC – all program firsts. He was also a finalist for the prestigious Walter Payton Award as the top player at the FCS level. Those would also be honors that Glass would duplicate in Fall 2021, finishing ninth in the Payton voting.

The accolades from that championship season also included a Division I Era program record 11 All-SWAC selections with seven on the First-Team.

It was also a season marked by 12 All-Americans between post-season and preseason honors, headlined by the first American Football Coaches Association (AFCA) honoree as sophomore wide out Abdul-Fatai Ibrahim (Miramar, Fla.) was named to the Second-Team. That honor made him just the fourth in program history, second in the DI Era and first since 2007.

He was also among six BOXTOROW postseason All-Americans and four preseason honorees for that organization. Additionally, junior defensive end Marcus Cushine (Broward County, Fla.) became the first player in 29 years to earn College Sports Information Directors of America (CoSIDA) Academic All-District and All-America recognition for his work on the field and in the classroom.

Ibrahim would join those ranks in Fall 2021 as he became just the fourth football player to earn CoSIDA Academic All-District honors, doing so out of a district that features schools from Alabama, South Carolina, Georgia and Florida.

The Spring 2021 season marked a steady improvement for the program from a 6-5 overall record and 5-2 mark in the SWAC in 2018 and 7-5 and 4-3 records, respectively, in 2019. The 2018 campaign also represented the first winning season for the program since 2012.



CONNELL MAYNOR, HEAD COACH



Most recently, the Fall 2021 campaign would see the Bulldogs go 7-3 overall, see the team earn AFCA Minority Offensive Staff of the Year and offensive coordinator Duane Taylor be named to that role for the National Football League Player's Association (NFLPA) Collegiate Bowl at the Rose Bowl in Pasadena, California.

In just four seasons at the helm, Maynor has delivered 31 All-SWAC honors with 17 of those being First-Team selections. A total of 21 of those came in 2020 and Spring 2021 with five, including four First-Team, in Fall 2021.

HAMPTON (2014-17, HEAD COACH)

Maynor came to The Hill following four seasons as head coach at Mid-Eastern Athletic Conference (MEAC) member Hampton from 2014-17.

In that time he posted a 20-25 overall record that included a pair of winning seasons, the program's first since 2011. The first of those was a 2015 campaign that saw a 6-5 overall record and 5-3 mark in the MEAC and those records would be repeated in his final season with the Pirates in 2017.

He would pick up his first victory as a Division I head coach with a 34-30 decision over Miles on September 20, 2014 and also delivered the program's first shutout in five years, and his first at the DI level, with a 23-0 win over Delaware State that first season.

In those four years he also produced 32 All-MEAC performers over three teams, including seven on the First-Team. Those would come with seven in 2014 (two First-Team), 10 in 2015 (4), eight in 2016 (1) and seven in 2017.

WINSTON-SALEM STATE (2010-13, HEAD COACH)

An established program builder, Maynor inherited a program that went 1-10 against a DI schedule the year before his arrival and immediately turned things around.

That first season would see the Rams deliver a sterling 8-2 record that would be the beginning of a 45-6 stretch over that four-year span and one that would include an incredible 29-2 mark in the Central Intercollegiate Athletic Association (CIAA).

In 2011 Maynor lead WSSU to a 13-1 overall record, a CIAA Championship with a perfect 8-0 record and a berth in the NCAA Division II Semifinals before taking even further in 2012. That year would see them earn a second straight league championship with a 14-1 record before falling in the national championship game.

The 2013 season would make for a third consecutive CIAA title behind a 10-2 overall record and 7-0 mark in league play. It would culminate in a third straight NCAA appearance and include a home 27-20 victory over Slippery Rock in the opening round.

Among the accomplishments over that stretch were a pair of HBCU National Championships in 2011 and 2012, two Super Region One titles and a bevy of personal accolades.

The latter included CIAA Coach of the Year honors in 2011 and 2012, BOXTOROW HBCU Coach of the Year, Pigskin Club of Washington, D.C. CIAA Coach of the Year, Black College Sports Page BAAD Team Coach of the Year and Don Hansen Football Gazette Super Region One Coach of the Year. He was also named the 2011 Sheridan Broadcasting National HBCU Coach of the Year.

FAYETTEVILLE STATE (2000-09, OFFENSIVE COORDINATOR, QUARTERBACKS COACH)

No stranger to success in the CIAA, Maynor spent a decade in the league as the offensive coordinator and quarterbacks coach at Division II Fayetteville State.

In that time, he helped lead FSU to four CIAA title game appearances, three of them resulting in championships in 2002, 2003 and 2009.

Additionally, he worked with All-CIAA quarterback selections in the first two of those seasons and his offense led the league in rushing offense, total offense and scoring in 2008. That offense also ranked No. 13 in the country in points per game and helped lead the Broncos to 64 wins in his time in Fayetteville.

PROFESSIONAL PLAYING CAREER (1995-2006, ARENA FOOTBALL LEAGUE)

A veteran of 12 seasons in the Arena Football League (AFL), Maynor played for seven teams and threw for 9,285 yards and 160 touchdowns against just 33 interceptions.

A versatile player, he concluded his AFL career as the only individual to play quarterback, wide receiver, linebacker and serve as a kick return specialist and is the only player to throw for more than 5,000 yards, accumulate at least 500 yards receiving (795), 400 rushing yards (642) and 400 yards in kick returns (465).

His best season would come in 2003 when he posted career-highs in every passing category, going 235-of-400 for 3,167 yards with 54 touchdowns and only 10 interceptions.

Over the course of his 13-year professional career Maynor was part of four AFL World Championship teams, going back-to-back with the Tampa Bay Storm in 1995 and 1996 and twice with the Orlando Predators in 1998 and 2000. The latter would see him earn Arena Bowl Most Valuable Player honors with a 41-38 victory over the Nashville Kats.

In 2012, as part of the league's Silver Anniversary celebration, he was named as one of the league's 25 greatest quarterbacks.



CONNELL MAYNOR, HEAD COACH



PROFESSIONAL COACHING CAREER (2006-08, PHILADELPHIA SOUL - AFL)

Following his prolific playing career, Maynor transitioned into the professional ranks for coaching, moving up stairs to the offensive coordinator role with his final team, the Philadelphia Soul of the Arena Football League.

In that role he guided the Soul to first place statistical rankings in scoring offense (62.0 ppg), touchdowns (132), touchdown passes (102) and red zone efficiency (85-percent) in 2008. That effort led to Philadelphia claiming Arena Bowl XXII as they held off a furious comeback by the San Jose SaberCats for a 59-56 victory.

COLLEGIATE PLAYING CAREER (1987, WINSTON-SALEM STATE, 1989-91 NORTH CAROLINA A&T)

Prior to his impressive coaching career, Maynor starred at quarterback at Winston-Salem State in 1987 under William "Bill" Hayes, leading the team to a CIAA Championship and earning All-CIAA honors after passing for 1,071 yards.

He would then follow Hayes to North Carolina A&T where he would proceed to become the first Aggie to be named MEAC Offensive Player of the Year, doing so in back-to-back years in 1990 and 1991. Maynor also earned All-MEAC First-Team honors in each of those seasons while leading A&T to the league championship in 1991.

That year he led the club to a 9-2 record while throwing for 1,527 yards, 18 touchdowns and only five interceptions and rushing for 288 yards and eight more scores. It also marked the second straight season that the Aggies posted a nine-win season.

Over the course of his three seasons he accounted for 58 touchdowns with 39 coming through the air and 19 on the ground, a number that currently ranks third in the program's history. Additionally, his 141.82 career passing efficiency rating is the best in Aggie history, as is his .561 completion percentage.

ADDITIONAL HONORS AND ACCOLADES

As a result of his stellar collegiate and professional playing and coaching careers, Maynor has been inducted into both the MEAC and NC A&T Halls of Fame. The Aggies honored him in 2014 while the MEAC inducted him into their ranks in 2020.

Additionally, he has appeared on the silver screen, serving as Jamie Foxx's stand-in in the movie Any Given Sunday (1999) and did stunt work in the blockbuster Remember The Titans (2000).

EDUCATION

Maynor holds a Bachelor of Arts in Recreation Administration earned from North Carolina A&T in 1995.





2023 ALABAMA A&M BULLDOGS ROSTER



No.	Name	Pos	Ht	Wt	Cl	Hometown/Previous School
0	Marquez Beason	DB	5-11	185	R-Jr.	Dallas, Texas / Illinois
1	Terrell Gardner	WR	5-8	160	Sr.	Birmingham Ala. / Ramsay HS
2	Kaleb Dawson	DB	5-1	200	R-Sr.	Moultrie, Ga. / Appalachian State
3	Jacoby Hewitt	WR	6-1	210	Sr.	Memphis, Tenn. / FIU
4	Cameron Young	WR	5-9	175	Sr.	Mobile, Ala. / Daphne HS
4	Zareon Hayes	DE	6-1	240	R-Sr.	Dillon, S.C. / Appalachian State
5	Kenechukwu Eziomume	DB	6-1	175	R-So.	Kennesaw, Ga. / North Cobb HS
5	Darrin Turner	WR	6-3	215	R-So.	Memphis, Tenn. / Arkansas
6	Keenan Hambrick	WR	6-4	205	Jr.	Athens, Ala. / Western Carolina
6	Emari Pait	DB	6-2	200	R-So.	Culver City, Calif. / Fresno State
7	Donovan Eaglin	RB	5-11	226	R-So.	Houston, Texas / Michigan State
7	Jamarion Ellis	DE	6-0	232	R-So.	Eastman, Ga. / Georgia State
8	Quincy Casey	QB	6-1	180	R-Jr.	Memphis, Tenn. / Jackson State
9	Jordan Mitchell	LB	6-0	220	R-Jr.	Beulaville, N.C. / Appalachian State
10	Cortez Andrews	LB	6-1	245	Jr.	Tallahassee, Fla. / Florida State
11	Levar Gumbs	WR	6-2	195	Sr.	New Orleans, La. / Central Michigan
11	Shykheim Gloster-Pace	DE	6-4	220	R-So.	Opa Locka, Fla. / FIU
12	Cory Chavis	QB	6-6	200	Fr.	Redford, Mich. / Redford Union HS
12	Marvin Smith	DB	6-2	220	R-So.	Loganville, Ga. / Kennesaw State
13	Timothy Mann Jr	WR	6-0	165	Fr.	South Bay, Fla. / Inlet Grove HS
13	Montrell Campbell	CB	5-10	176	R-Sr.	Madison, Ala. / North Alabama
14	Tochukwu Nnoruka	CB	6-3	185	Jr.	Elk Grove, Calif. / American River
14	Donivan Wright	WR	6-0	170	R-Jr.	Indianapolis, Ind. / Eastern Michigan
15	Maurice Marcellus	WR	5-9	160	Fr.	Miami, Fla. / St. Thomas Aquinas HS
15	Tony Overstreet	LB	6-2	235	Jr.	Mobile, Ala. / LA Pierce College
16	Xavier Lankford	QB	6-2	195	Jr.	Pelham, Ala. / Pelham HS
18	Ashley Tucker Jr	QB	6-2	190	R-Fr.	Los Angeles, Calif. / Leuzinger HS
18	Tervae Williams	DB	6v3	210	Jr.	Guthrie, Okla. / NW. Oklahoma
19	Braxton Toliver	WR	6-1	177	R-So.	Montgomery, Ala. / Park Crossing HS
19	Nikobe Myers	DB	6-1	220	Jr.	Walled Lake, Mich. / Michigan State
20	Davion Bradshaw	DB	5-11	160	R-Jr.	Pompano Beach, Fla. / Blanche Ely
21	Anthony Fielding	CB	5-10	175	R-Jr.	Apopka, Fla. / Georgia Southern
23	Isaiah Nwokenkwo	RB	5-8	195	R-Jr.	Bradley, Ill. / College of DuPage
24	Andrew Lockhart	RB	5-10	190	Fr.	Detroit, Mich. / Birmingham Seaholm
25	Tierphill Bien-Aime	DB	6-0	170	So.	Ft Lauderdale, Fla. / St. Thomas Aquinas
26	Ryan Morrow	RB	6-0	203	So.	Maplesville, Ala. / Maplesville HS
27	Brian Plummer	S	6-4	225	R-So.	Gaithersburg, Md. / Buffalo
28	Biankan Garner-de Kouadio	DB	6-1	188	So.	Washington, D.C. / Friendship
29	Joshua Malone	RB	5-11	190	R-So.	Huntsville, Ala. / UAB
30	Davaryl Moffett	RB	5-10	200	R-Jr.	Phenix City, Ala. / Smiths Station HS
31	Christian Silverstein	P	6-1	185	Fr.	Miami, Fla. / Deerfield Beach HS
32	Nasir Mills	DB	6-0	205	R-Jr.	Wake Forest, N.C. / UMass
33	Harold Jemison	RB	6-1	228	R-So.	Nashville, Tenn. / Glencliff HS
34	Cardelle Patrick	DB	5-11	180	R-Fr.	Semmes, Ala. / Montgomery HS
35	Khalil Griffin	DB	6-0	190	Jr.	Madison, Ala. / Bob Jones HS
36	Lynn Pettway	DB	5-9	170	R-Fr.	Montgomery, Ala. / Park Crossing HS
37	Jordan Milton	DB	6-1	200	Fr.	Batesville, Miss. / Itawamba CC
38	Luke Moffett	P/K	6-2	195	R-So.	Amory, Miss. / Holmes CC
39	Miles Gilmore	DB	5-7	180	Fr.	Detroit, Mich. / Cass Tech HS
40	Kobe Brown	TE	6-1	240	R-So.	Jacksonville, Fla. / Newberry College
41	Evan Craighead	LB	6-3	218	R-So.	Madison, Ala. / Samford
42	Barry White	TE	6-1	190	R-So.	Pinson, Ala. / Pinson Valley HS
43	Thomas Douglas	DE	6-3	230	R-Jr.	Milledgeville, Ga. / Georgia Military
44	Malik Pertee	DT	6-1	306	R-Jr.	Ocala, Fla. / Troy
45	Orin Wilson Jr	LB	6-0	190	Fr.	Mobile, Ala. / Lillie B. Williamson HS
46	Dorian Pickett	DT	6-2	255	Sr.	Beulaville, N.C. / Appalachian State
47	Austin McCready	P/K	6-1	195	Jr.	New Orleans, La. / Louisiana Tech
48	Gregory Green	DE	6-4	230	R-So.	Maylene, Ala. / Eastern Kentucky
49	Victor Barbosa	P/K	6-0	190	R-So.	Hialeah Gardens, Fla. / Fla. Memorial
50	Dimitris Biamby	LB	5-10	200	Jr.	Miami, Fla. / Coral Gables HS
51	Xaiver Billingsly	LB	6-2	205	Sr.	Columbus, Ga. / Central HS
52	Jonathan Williams	OL	6-2	270	Sr.	Mobile, Ala. / B.C. Rain HS
53	Christopher Barnes	LB	6-0	230	Jr.	Chicago, Ill. / Culber Stockton
54	Demetrie Morgan	DE	6-5	215	R-Fr.	Ft Meyers, Fla. / Dunbar HS
56	Trenton Taylor	LB	5-11	226	Fr.	Montgomery, Ala. / Mont. Catholic
57	Bryce Miller	LS	6-1	265	Sr.	Woodbridge, Va. / Howard
58	Christian Anderson	OL	6-4	255	R-Fr.	Atlanta, Ga. / UT-Chattanooga
59	Austin Taylor	LB	5-10	215	R-Fr.	Memphis, Tenn. / DeSoto Central HS
60	Liston Richardson	DT	5-10	251	Jr.	Prichard, Ala. / McGill-Toolen HS
61	CJ Dunn	DE	6-4	250	Jr.	Bourbonnais, Ill. / Northern Illinois
62	Dwight Harvey	DT	6-1	275	R-Fr.	Twinsburg, Ohio / St Edward HS

No.	Name	Pos	Ht	Wt	Cl	Hometown/Previous School
63	Joshua Anderson	OL	6-2	280	Sr.	Gwinnett, Ga. / South Gwinnett HS
64	Cameron Williams	OL	6-2	290	Jr.	Montgomery, Ala. / Park Crossing
65	Joe Hibbard	LS	5-11	195	Fr.	Cummings, Ga. / Denmark HS
66	Tyler Steele	OL	5-9	220	Fr.	Birmingham, Ala. / Pleasant Grove
67	Jabari Stanley	OL	6-0	285	R-Jr.	Pleasant Grove, Ala. / Pleasant Grove
69	BJ Maxena	OL	6-2	283	R-Fr.	Pelham, Ala. / Pelham HS
70	Camren Lindsey	OL	6-2	285	Fr.	Orlando, Fla. / Jones HS
71	Dennis McGowan	OL	6-2	305	Fr.	Huntsville, Ala. / New Century Tech
74	Kameran Sands	OL	6-0	275	Fr.	Little Elm, Texas / Frisco Memorial
75	Ramier Lewis	OL	6-7	340	R-Fr.	Clearwater, Fla. / American Collegiate
76	Carson Vinson	OL	6-6	305	Jr.	Morrisville, N.C. / Panther Creek HS
77	Thomas Durisseau	OL	5-11	235	R-So.	Moorepark, Calif. / Oaks Christian
78	Nevell Brown	OL	6-4	280	Jr.	West Palm Beach, Fla. / Palm Beach
79	Bruce Crenshaw	OL	6-0	270	R-Fr.	Mobile, Ala. / Blount HS
80	Jaden Gresham	WR	6-0	185	Jr.	Pomona, Calif. / Walsh
81	Amarion Sanders	WR	6-0	185	So.	Sacramento, Calif. / Sierra College
82	Devin Herring	WR	6-0	175	Fr.	Jacksonville, Fla. / Riverside HS
83	Walter Bowers IV	WR	5-9	160	Fr.	Hiram, Ga. / Mt. Juliet HS
84	Donovan Payne	TE	6-4	200	Jr.	Denton, Texas / Northern Colorado
86	Tyshawn Tate	TE	6-5	215	Fr.	Memphis, Tenn. / Whitehaven HS
87	Courtland Taylor	WR	6-1	185	Fr.	Gordo, Ala. / Gordo HS
88	Bryson Clark	TE	6-2	210	Jr.	Lake Worth, Fla. / Atlantic HS
89	Elijah McCray	TE	6-1	225	Fr.	Tuskegee, Ala. / Booker T Washington
89	Eric Hogan	TE	6-2	235	R-So.	Goodlettsville, Tenn. / Western Kentucky
90	Nicholas Glenn	DT	6-0	270	R-So.	Deerfield Beach, Fla. / Deerfield Beach HS
91	Jordan Malone	DE	6-0	270	R-Fr.	Ferndale, Mich. / Ferndale HS
92	Arenza Davis	DE	5-11	220	Fr.	Mobile, Ala. / Vigor HS
93	Dorian Wesley	DT	6-5	280	R-Jr.	Flat Rock, Mich. / Toledo
95	Hayden Aniagor-Gilford	DE	6-2	220	Sr.	Loganville, Ga. / Grayson HS
96	Jaylin Wallace	DE	6-1	262	Fr.	Hallandale, Fla. / St. Thomas Aquinas
97	Rashad Colson	DT	6-6	330	Sr.	Opa Locka, Fla. / FIU
98	Anthony Mack	DE	6-3	225	Fr.	Huntsville, Ala. / Grissom HS
98	Jaylin Wright	LB	5-11	235	Fr.	Birmingham, Ala. / Ramsey HS
	Javion Roscoe	RB	6-0	190	Fr.	Huntsville, Ala. / Grissom HS
	William Curtis II	P/K	5-11	147	Fr.	Trussville, Ala. / Hewitt Trussville HS





ALABAMA A&M GAME NINE DEPTH CHART



OFFENSE

WR: **#1 Terrell Gardner (5-8, 160, Sr.)**
#11 Levar Gumms (6-2, 195, Sr.)

WR: **#4 Cameron Young (5-9, 175, Sr.)**
#3 Jacolby Hewitt (6-1, 210, Sr.)

RT: **#52 Jonathan Williams (6-2, 270, Sr.)**
#58 Christian Anderson (6-4, 255, R-Fr.)

RG: **#75 Ramier Lewis (6-7, 340, R-Fr.)**
#63 Joshua Anderson (6-2, 280, Sr.)

C: **#64 Cameron Williams (6-2, 290, Jr.)**
#67 Jabari Stanley (6-0, 285, R-Jr.)

LG: **#78 Nevell Brown (6-4, 280, Jr.)**
#69 BJ Maxena (6-2, 283, R-Fr.)

LT: **#76 Carson Vinson (6-6, 305, Jr.)**
#70 Camren Lindsey (6-2, 285, Fr.)

TE: **#88 Bryson Clark (6-2, 210, Jr.)**
#42 Barry White (6-1, 190 lbs., R-So.)

WR: **#6 Keenan Hambrick (6-4, 205, Jr.)**
#5 Darin Turner (6-3, 215, R-So.)

RB: **#7 Donovan Eaglin (5-11, 226, R-So.)**
#26 Ryan Morrow (6-3, 203, So.)

QB: **#16 Xavier Lankford (6-2, 195, Jr.)**
#8 Quincy Casey (6-1, 180, R-Jr.)

SPECIALISTS

P: **#47 Austin McCready (6-1, 195, Jr.)**
#31 Christian Silverstein (6-1, 185, Fr.)

LS: **#57 Bryce Miller (6-1, 265, Sr.)**
#65 Joe Hibbard (5-11, 195, Fr.)

K: **#49 Victor Barbosa (6-0, 190, R-So.)**
#38 Luke Moffett (6-2, 195, R-So.)

H: **#16 Xavier Lankford (6-2, 195, Jr.)**

DEFENSE

DE: **#4 Zareon Hayes (6-1, 240, R-Sr.)**
#95 Hayden Aniagor-Gilford (6-2, 220, Sr.)

DT **#93 Dorian Wesley (6-5, 280, R-Jr.)**
#46 Dorian Pickette (6-2, 255, Sr.)

NT **#97 Richard Colson (6-6, 330, Sr.)**
#48 Gregory Green (6-4, 230, So.)

DE: **#7 Jamarion Ellis (6-0, 232, R-So.)**
#54 Demetrie Morgan (6-5, 220, R-Fr.)

MLB: **#51 Xavier Billingsly (6-2, 205, Sr.)**
#10 Cortez Andrews (6-1, 245, Jr.)

SLB: **#12 Marvin Smith (6-2, 220, R-So.)**
#41 Evan Craighead (6-3, 218, R-So.)

WLB: **#9 Jordan Mitchell (6-0, 220, R-Jr.)**
#15 Tony Overstreet (6-2, 235, Jr.)

R: **#2 Kaleb Dawson (5-11, 200., R-Sr.)**
#35 Khalil Griffin (6-0, 190, Jr.)

F: **#6 Emari Pait (6-2, 200, R-So.)**
#36 Lynn Pettway (5-9, 170, R-So.)

CB: **#0 Marquez Beason (5-11, 185, Jr.)**
#5 Kenechukwu Ezimume (6-1, 175, So.)

CB: **#21 Anthony Fielding (5-10, 175 R-Jr.)**
#25 Terphil Bien-Aime (6-0, 170, So.)





MISSISSIPPI VALLEY STATE GAME ELEVEN DEPTH CHART



OFFENSE

LT	#75 Joseph Church (6-4, 280, Jr.) #67 Bryson Hart (6-4, 270, Fr.)
LG	#60 Kentario Davis (6-1, 285, Sr.) #73 James Wilson (6-3, 310, Jr.)
C	#63 Rodney Luckett (6-1, 310, Sr.) #71 Markwan Perkins (6-1, 300, Jr.)
RG	#65 Devin Pitts (6-3, 295, Jr.) #77 Brendon Magee (6-4, 335, Fr.)
RT	#79 Jacob Allen (5-11, 290, Jr.) #72 Khalil James-Ware (6-3, 295, Jr.)
WR	#80 Malik Antwine (6-1, 185, Jr.) #12 Malik Myers (6-3, 195, Jr.)
QB	#15 Ty'Jarian Williams (6-3, 240, Fr.) #6 Jaydyn Sisk (5-11, 195, Fr.)
RB	#2 Jared Wilson (5-11, 230, Gr.) #24 Zamariyon Kendal (6-1, 210, Fr.)
WR	#17 Jakobe Thomas (6-1, 240, Gr.) #89 Remiello Thomas (6-1, 240, R-So.)
WR	#19 Cobie Bates (5-9, 175, Jr.) #1 Kobe Chambers (5-9, 170, R-So.)
WR	#17 Jakobe Thomas (6-1, 240, Gr.) #89 Remiello Thomas (6-1, 240, R-So.)

SPECIALISTS

PK:	#49 Alexander Davis (6-2, 180, Fr.) #46 Anthony Turnage (5-11, 185, Jr.)
P:	#46 Anthony Turnage (5-11, 185, Jr.) #49 Alexander Davis (6-2, 180, Fr.)
LS:	#48 Andrew Bartter (6-2, 180, Sr.) #89 Remiello Thomas (6-1, 240, R-So.)
KR:	#1 Kobe Chambers (5-9, 170, R-So.) #13 Kerrick Ross (5-11, 185, Jr.)
PR:	#19 Cobie Bates (5-9, 175, Jr.) #1 Kobe Chambers (5-9, 170, R-So.)

DEFENSE

DT	#94 Lucas Banks (6-2, 270, Jr.) #47 Tim Williams (6-3, 265, Gr.)
NT	#90 Detrick Jones (6-0, 300, So.) #98 E'Javious Jackson (6-2, 310, R-Fr.)
DE	#52 Jordan Bussey (6-0, 260, Gr.) #92 Deondri Clark (6-4, 260, Gr.)
MIKE	#38 Jaayren Fox (6-1, 220, Jr.) #30 Kaiyus Lewis (6-1, 220, Gr.)
STUB	#28 Chase Alexander (5-11, 185, R-So.) #14 Anthony Blakely (6-2, 205, Sr.)
BUCK	#50 Matthew Myles (6-2, 245, Jr.) #45 Brandon Lopes (6-2, 235, Gr.)
WILL	#31 Ryan Quinney (6-2, 210, So.) #32 Erek Campbell (6-2, 215, Jr.)
CB	#23 Jamison Lindsey (5-10, 175, Jr.) #26 Allen Tucker (6-2, 190, Gr.)
FS	#4 Christian Fagan (5-9, 180, Jr.) #7 Aaron Webb (6-0, 180, Jr.)
SS	#3 Brandon Williams (5-10, 180, Gr.) #7 Aaron Webb (6-0, 180, Jr.)
CB	#20 Von Killins (5-11, 180, Jr.) #27 Demonte Holliman (5-10, 170, Sr.)





2023 MISSISSIPPI VALLEY STATE DELTA DEVILS ROSTER



No.	Name	Pos	Ht	Wt	Cl	Hometown/Previous School
1	Kobe Chambers	WR	5-9	170	R-So.	Greenwood, Miss. / East Mississippi CC
2	Jared Wilson	RB	5-11	230	Gr.	Troy, Ala. / South Alabama
3	Brandon Williams	DB	5-10	180	Gr.	Lafayette, La. / Delta State
4	Christian Fagan	DB	5-9	180	Jr.	Cedar Hill, Texas / Tyler JC
6	Jaydyn Sisk	QB	5-11	195	Fr.	Desoto, Texas / W.T. White HS
7	Aaron Webb	DB	6-0	180	Jr.	St. Louis, Mo. / UT-Martin
8	Jaquez Pennimon	DB	6-1	180	Gr.	Macon, Ga. / Georgia State
11	Rashad Eades	WR	6-1	185	Gr.	Macon, Miss. / East Mississippi CC
12	Malik Myers	WR	6-3	195	Jr.	Jacksonville, Fla. / Trinity Christian Academy
13	Kerrick Ross	WR	5-11	185	Jr.	Itta Bena, Miss. / Holmes CC
14	Anthony Blakely	DB	6-2	205	Sr.	McClain, Miss. / Green County HS
15	Ty'Jarion Williams	QB	6-3	240	Fr.	Aliceville, Ala. / Aliceville HS
16	Caleb Canada	DB	6-3	205	Sr.	Jackson, Miss. / Delta State
17	Jakobe Thomas	TE	6-1	240	Gr.	Orlando, Fla. / Osceola HS
19	Cobie Bates	WR	5-9	175	Jr.	Jacksonville, Fla. / Oakleaf HS
20	Von Killins	DB	5-11	180	Jr.	Daytona Beach, Fla. / Hawaii
21	DePhabian Fant	WR	5-8	180	Jr.	Greenwood, Miss. / Amanda Elzy HS
22	Tavion Grant	DB	6-0	180	Gr.	Houston, Texas / ULM
23	Jamison Lindsey	DB	5-10	175	Jr.	Gulfport, Miss. / Gulfport HS
24	Zamariyon Kendall	RB	6-1	210	Fr.	Memphis, Tenn. / Lausanne Collegiate School
25	Cedrick Moffett II	DB	5-11	170	Sr.	Georgetown, Miss. / Holmes CC
26	Flakewood Tucker	DB	6-2	190	Gr.	Marlton, N.J. / Lane College
27	Demonte Holliman	DB	5-10	170	Sr.	Jackson, Miss. / Holmes CC
28	Chase Alexander	DB	5-11	185	R-So.	Phenix City, Ala. / Central HS
30	Kaiyus Lewis	LB	5-10	220	Gr.	Noxubee, Miss. / Noxubee County HS
31	Ryan Quinney	LB	6-0	210	So.	Mobile, Ala. / Lane College
32	Erek Campbell	LB	6-2	215	Jr.	Memphis, Tenn. / East Tennessee State
33	Antwain Barham Jr.	LB	6-3	220	R-Fr.	Milan, Tenn. / Memphis
34	Omar Emmons	DB	5-9	170	R-So.	Greenwood, Miss. / Greenwood HS
37	Charlie Williams Jr.	DB	5-11	185	So.	Grace, Miss. / Simmons HS
38	Jayren Fox	LB	6-1	220	Jr.	Cordele, Ga. / Crisp County HS
39	Dejuan Lacy	RB	5-10	190	Fr.	Fort Worth, Texas / North Crowley HS
40	Alex York	RB	5-10	190	Gr.	Moorhead, Minn. / North Dakota State College
41	Marcellus Gaines	LB	6-1	220	Jr.	Farmington Hills, Mich. / Fullerton JC
42	Rorecross Willis	DB	5-10	170	Jr.	Yazoo City, Miss. / Yazoo City HS / Coahoma CC
43	Geno Tulimero	K	5-10	180	Jr.	Temecula, Calif. / Temecula Valley HS
44	Stefon Smith	DL	6-3	250	Sr.	Indianola, Miss. / Indianola Academy
45	Brandon Lopes	DL	6-2	235	Gr.	Atlanta, Ga. / Austin Peay
46	Anthony Turnage	K	5-11	185	Jr.	McHenry, Ill. / DuPage
47	Timothy Williams Jr.	DL	6-3	265	Gr.	Greenville, Miss. / Delta State
48	Andrew Bartter	LS	6-2	180	Sr.	Huntley, Ill. / Huntley HS
49	Alexander Davis	K	6-2	180	Fr.	Orlando, Fla. / Central Florida
50	Matthew Myles	DL	6-2	245	Jr.	Tampa, Fla. / Tyler JC
51	Tyler Beckworth	LB	5-11	205	Jr.	Greenwood, Miss. / Greenwood HS
52	Jordan Bussey	DL	6-0	260	Gr.	San Antonio, Texas / Incarnate Word
53	Taylen Smith	DE	6-1	230	Jr.	Vicksburg, Miss. / Coahoma CC
54	Douglas Franklin	LB	6-1	190	Fr.	Cleveland, Miss. / Cleveland Central HS
55	Jordan Moore	DL	5-11	290	Jr.	Mebane, N.C. / Charlotte
59	Naeta Hinson	DL	6-1	250	Fr.	Fort Worth, Texas / North Crowley HS
60	Kentario Davis	OL	6-1	285	Sr.	Crystal Springs, Miss. / Jones College
61	Jermiah Howard	OL	6-1	290	Fr.	New Orleans, La. / John F. Kennedy
63	Ronday Lockett	OL	6-1	310	Sr.	Jackson, Miss. / Callaway HS
64	Clarence Livingston	OL	6-2	280	Fr.	Memphis, Tenn. / Fairley HS
65	Devin Pitts	OL	6-3	295	Jr.	East Little Rock, Ark. / Ventura CC
67	Bryon Hart	OL	6-4	270	Fr.	Lebanon, Tenn. / Lebanon HS
68	Bernatsky Boone	OL	6-0	300	Fr.	Hattiesburg, Miss. / Hattiesburg HS
70	Ben Hollowell	OL	6-4	260	Fr.	Memphis, Tenn. / Raleigh Egypt HS
71	Markwan Perkins	OL	6-1	300	Jr.	Hattiesburg, Miss. / Southwest Mississippi CC
72	Khalil James-Ware	OL	6-5	285	Jr.	La Marque, Texas / La Marque HS
73	James Wilson	OL	6-3	310	Jr.	East Oakland, Calif. / Contra Costa CC
75	Joseph Church	OL	6-4	280	Jr.	Fontana, Calif. / Fresno State
77	Brendon Magee	OL	6-4	330	Fr.	Ridgeland, Miss. / Ridgeland HS
78	Cole Parker	OL	6-3	360	Fr.	Madison, Miss. / Madison Ridgeland ACA
79	Jacob Allen	OL	6-4	290	Jr.	Atlanta, Ga. / Peachtree Ridge HS

No.	Name	Pos	Ht	Wt	Cl	Hometown/Previous School
80	Malik Antwine	WR	6-1	185	Jr.	Benton, La. / Northeastern State
81	Kobe Johnson	WR	6-0	190	Gr.	Omaha, Neb. / Briar Cliff
82	Kyrrae Franklin	WR	5-11	170	Fr.	Memphis, Tenn. / Germantown HS
83	Myles Hopson	WR	6-2	190	Gr.	Madison, Miss. / East Mississippi CC
84	Jaxson Davis	TE	6-5	210	Fr.	Glenn Heights, Texas / Desoto HS
85	Dontrell Green II	WR	6-3	200	Gr.	Yazoo City, Miss. / East Central CC
86	Darius Bolden	TE	6-4	230	So.	Baytown, Texas / Graceland
87	Tonorris Brooks II	WR	6-2	205	Gr.	Macon, Miss. / East Mississippi CC
89	Remiello Thomas	TE	6-1	240	R-So.	Memphis, Tenn. / Millington Central HS
90	Detrick Jones	DL	6-0	300	So.	Huntsville, Ala. / Grissom HS
91	Terry Edwards Jr.	DL	6-6	260	Gr.	Detroit, Mich. / Southeastern HS
92	Deondri Clark Jr.	DL	6-4	260	Gr.	Lakeland, Fla. / Florida A&M
93	Kristian Miller	DL	5-11	310	Fr.	Memphis, Tenn. / Memphis MASE
94	Lucas Banks	DL	6-2	270	Jr.	Houston, Texas / North Shore Senior HS
95	Tyson Pirtle	DL	6-4		Fr.	Knoxville, Tenn. / Bearden HS
96	Terrell Booker	DL	6-2	250	Fr.	Memphis, Tenn. / Bolton HS
97	James Bradley	DL	6-5	240	Fr.	New Orleans, LA / John F. Kennedy HS
98	E'Javious Jackson	DL	6-2	305	R-Fr.	Scooba, Miss. / Kemper County HS
	Cayden Betts	RB	6-1	220	Sr.	Corinth, Miss. / Northwest Mississippi CC
	Donavin Green	DB	5-10	175	Fr.	Yazoo City, Miss. / Yazoo City HS
	Gregory Martin	WR	6-0	175	Fr.	Memphis, Tenn. / Oakhaven HS
	Demario Smith	DB	5-10	170	Fr.	Memphis, Tenn. / Whitehaven HS
	Amir Williams	DB	5-10	160	Fr.	Greenwood, Miss. / Greenwood HS
	Christian Foster	WR	5-10	160	Fr.	Metcalfe, Miss. / St. Joe HS
	Cameron Gardner	TE	6-4	220	Gr.	Starkville, Miss. / Mississippi State
	Javier Anderson	P	5-7	160	Jr.	Virginia Beach, Va. / Virginia State
	Devin Boyd	DL	5-10	250	Fr.	Baton Rouge, La. / Woodlawn HS
	Jaelon Strong		6-1	230	Fr.	Memphis, Tenn. / Germantown HS
	Jordan Montgomery	DB	6-1	190	Sr.	Biloxi, Miss. / Biloxi HS / Coahoma CC





2023 ALABAMA A&M CUMULATIVE STATISTICS



2023-24 Alabama A&M Football Combined Team Statistics All games

Page 1/3
as of Nov 11, 2023

Team Results

Date	Opponent		Score	Att.
09/02/2023	at Vanderbilt	L	13-47	22035
09/09/2023	Lane	W	51-13	13175
* 09/16/2023	at Southern U.	L	10-20	14968
* 09/21/2023	Ark.-Pine Bluff	W	31-24	5317
09/30/2023	Tuskegee	W	58-3	26391
* 10/07/2023	vs Jackson St.	L	30-45	19107
* 10/14/2023	at Grambling	W	45-24	8657
* 10/28/2023	vs Alabama St.	L	16-31	69210
* 11/04/2023	Florida A&M	L	28-42	16179
* 11/11/2023	at Bethune-Cookman	L	14-31	4915

Game Records

Record	Overall	Home	Away	Neutral
ALL GAMES	4-6	3-1	1-3	0-2
CONFERENCE	2-5	1-1	1-2	0-2
NON-CONFERENCE	2-1	2-0	0-1	0-0

Team Statistics

	AAMU	OPP
First Downs	206	187
Rushing	85	84
Passing	100	86
Penalty	21	17
Rushing Yardage	1425	1512
Rushing attempts	350	369
Average per rush	4.1	4.1
Average per game	142.5	151.2
TDs Rushing	20	18
Passing Yardage	2262	2025
Comp-Att-Int	191-331-11	154-280-10
Average per pass	6.8	7.2
Average per catch	11.8	13.1
Average per game	226.2	202.5
TDs Passing	18	14
Total offense	3687	3537
Average per play	5.4	5.4
Average per game	368.7	353.7
Kick returns: #-Yards	32-549	33-630
Punt returns: #-Yards	12-212	18-332
Int returns: #-Yards	10-76	11-81
Fumbles-Lost	16-11	15-11
Penalties-Yards	68-527	76-660
Punts-Avg	41-40.6	45-37.5
Time of possession / game	29:52	30:04
3rd-down conversion	53/132	51/137
4rd-down conversion	9/24	4/16
PAT-attempts	(37-37) 100%	(33-34) 97%
2-point conversion-attempts	(2-2) 100%	(1-1) 100%

Rushing

Player	gp	att	gain	loss	net	avg	td	lg	avg/g
Donovan Eaglin	9	116	578	37	541	4.7	5	46	60.1
Ryan Morrow	10	86	485	60	425	4.9	6	50	42.5
Xavier Lankford	8	56	351	57	294	5.3	6	45	36.8
Isaiah Nwokenkwo	2	9	71	2	69	7.7	1	39	34.5
Davaryl Moffett	6	15	53	3	50	3.3	0	13	8.3
Quincy Casey	7	37	162	114	48	1.3	1	24	6.9
Harold Jemison	7	7	24	0	24	3.4	1	7	3.4
Terrell Gardner	10	1	14	0	14	14.0	0	14	1.4
Barry White	7	4	14	2	12	3.0	0	6	1.7
Cameron Young	10	3	6	3	3	1.0	0	3	0.3
Corey Chavis	2	2	6	5	1	0.5	0	6	0.5
Cornelius Brown	2	2	2	9	-7	-3.5	0	2	-3.5
Austin McCready	10	3	0	32	-32	-10.7	0	0	-3.2
Team	10	9	6	23	-17	-1.9	0	0	-1.7
Total	10	350	1772	347	1425	4.1	20	50	142.5
Opponents	10	369	1794	282	1512	4.1	18	52	151.2

Passing

Player	gp	effic	comp-att-int	pct	yds	td	lg	avg/g
Quincy Casey	7	135.4	103-175-5	58.9	1320	10	76	188.6
Xavier Lankford	8	120.4	81-144-5	56.3	904	8	62	113.0
Cornelius Brown	2	68.3	7-12-1	58.3	38	0	11	19.0
Total	10	126.4	191-331-11	57.7	2262	18	76	226.2
Opponents	10	125.1	154-280-10	55.0	2025	14	80	202.5

Receiving

Player	gp	no.	yds	avg	td	lg	avg/g
Cameron Young	10	48	479	10.0	4	33	47.9
Terrell Gardner	10	31	411	13.3	3	62	41.1
Jacoby Hewitt	8	28	401	14.3	4	43	50.1
Keenan Hambrick	9	25	386	15.4	2	76	42.9
Levar Gumms	10	16	155	9.7	1	32	15.5
Darin Turner	6	9	75	8.3	1	16	12.5
Bryson Clark	10	8	101	12.6	0	31	10.1
Donovan Eaglin	9	8	54	6.8	0	15	6.0
Ryan Morrow	10	7	27	3.9	0	8	2.7
Donovan Payne	6	4	71	17.8	0	32	11.8
Barry White	7	4	51	12.8	2	29	7.3
Braxton Tolliver	2	1	42	42.0	1	42	21.0
Davaryl Moffett	6	1	3	3.0	0	3	0.5
Tyshawn Tate	2	1	6	6.0	0	6	3.0
Total	10	191	2262	11.8	18	76	226.2
Opponents	10	154	2025	13.1	14	80	202.5

Interceptions

Player	no.	yds	avg	td	lg
Kaleb Dawson	3	8	2.7	0	8
Emari Pait	3	29	9.7	0	29
Xavier Billingsly	1	0	0.0	0	0
Marquez Beason	1	0	0.0	0	0
Marvin Smith	1	36	36.0	0	36
Timothy Mann, Jr.	1	3	3.0	0	3
Total	10	76	7.6	0	36
Opponents	11	81	7.4	0	49





2023 ALABAMA A&M CUMULATIVE STATISTICS



2023-24 Alabama A&M Football Combined Team Statistics All games

Page 2/3
as of Nov 11, 2023

Field Goals

Player	fg	pct.	01-19	20-29	30-39	40-49	50-59	lg	blk
Victor Barbosa	5-7	71.4	0-0	4-4	1-1	0-2	0-0	39	1
Luke Moffett	0-1	0.0	0-0	0-0	0-0	0-0	0-1	0	0
Opponents	11-14	78.6	1-2	5-6	3-4	2-2	0-0	40	1

Scoring

Player	td	fg	PAT					pts
			kick	rush	rcv	pass	dxp	
Victor Barbosa	-	5-7	36-36	-	-	-	-	51
Xavier Lankford	6	-	-	1	-	1	-	38
Ryan Morrow	6	-	-	-	-	-	-	36
Donovan Eaglin	5	-	-	-	-	-	-	30
Cameron Young	4	-	-	-	-	-	-	24
Terrell Gardner	4	-	-	-	-	-	-	24
Jacoby Hewitt	4	-	-	-	-	-	-	24
Keenan Hambrick	2	-	-	-	-	-	-	12
Barry White	2	-	-	-	-	-	-	12
Levar Gumms	1	-	-	1	-	-	-	8
Harold Jemison	1	-	-	-	-	-	-	6
Quincy Casey	1	-	-	-	-	-	-	6
Darin Turner	1	-	-	-	-	-	-	6
Isaiah Nwokenkwo	1	-	-	-	-	-	-	6
Braxton Tolliver	1	-	-	-	-	-	-	6
Marvin Smith	-	-	-	-	-	-	1	2
Luke Moffett	-	0-1	1-1	-	-	-	-	1
Total	39	5-8	37-37	1	1	1	1	296
Opponents	35	11-14	33-34	0	1	1	0	280

Score by Periods

Team	1st	2nd	3rd	4th	OT	TOT
Alabama A&M	83	64	85	64	0	296
Opponents	74	75	52	79	0	280

Punting

Player	no.	yds	avg	lg	tb	fc	i20	50+	blk
Austin McCready	35	1549	44.3	65	1	5	11	14	0
Xavier Lankford	2	74	37.0	41	0	0	2	0	0
Quincy Casey	1	42	42.0	42	1	0	1	0	0
Total	3	0	0.0	0	0	0	0	0	3
Total	41	1665	40.6	65	2	5	14	14	3
Opponents	45	1686	37.5	62	2	14	13	6	1

Punt Returns

Player	no.	yds	avg	td	lg
Terrell Gardner	12	212	17.7	1	69
Total	12	212	17.7	1	69
Opponents	18	332	18.4	2	48

Kick Returns

Player	no.	yds	avg	td	lg
Terrell Gardner	13	297	22.8	0	57
Davaryl Moffett	8	105	13.1	0	18
Jacoby Hewitt	6	72	12.0	0	17
Cameron Young	3	34	11.3	0	19
Harold Jemison	1	26	26.0	0	26
Donovan Eaglin	1	15	15.0	0	15
Total	32	549	17.2	0	57
Opponents	33	630	19.1	0	77

All Purpose

Player	g	rush	rcv	pr	kr	ir	total	avg/g
Terrell Gardner	10	14	411	212	297	0	934	93.4
Donovan Eaglin	9	541	54	0	15	0	610	67.8
Cameron Young	10	3	479	0	34	0	516	51.6
Jacoby Hewitt	8	0	401	0	72	0	473	59.1
Ryan Morrow	10	425	27	0	0	0	452	45.2
Keenan Hambrick	9	0	386	0	0	0	386	42.9
Xavier Lankford	8	294	0	0	0	0	294	36.8
Davaryl Moffett	6	50	3	0	105	0	158	26.3
Levar Gumms	10	0	155	0	0	0	155	15.5
Bryson Clark	10	0	101	0	0	0	101	10.1
Darin Turner	6	0	75	0	0	0	75	12.5
Donovan Payne	6	0	71	0	0	0	71	11.8
Isaiah Nwokenkwo	2	69	0	0	0	0	69	34.5
Barry White	7	12	51	0	0	0	63	9.0
Harold Jemison	7	24	0	0	26	0	50	7.1
Quincy Casey	7	48	0	0	0	0	48	6.9
Braxton Tolliver	2	0	42	0	0	0	42	21.0
Marvin Smith	10	0	0	0	0	36	36	3.6
Emari Pait	10	0	0	0	0	29	29	2.9
Kaleb Dawson	7	0	0	0	0	8	8	1.1
Tyshawnn Tate	2	0	6	0	0	0	6	3.0
Timothy Mann, Jr.	2	0	0	0	0	3	3	1.5
Corey Chavis	2	1	0	0	0	0	1	0.5
Cornelius Brown	2	-7	0	0	0	0	-7	-3.5
Austin McCready	10	-32	0	0	0	0	-32	-3.2
Total	10	1425	2262	212	549	76	4524	452.4
Opponents	10	1512	2025	332	630	81	4580	458.0

Total Offense

Player	g	plays	rush	pass	total	avg/g
Quincy Casey	7	212	48	1320	1368	195.4
Xavier Lankford	8	200	294	904	1198	149.8
Donovan Eaglin	9	116	541	0	541	60.1
Ryan Morrow	10	86	425	0	425	42.5
Isaiah Nwokenkwo	2	9	69	0	69	34.5
Davaryl Moffett	6	15	50	0	50	8.3
Cornelius Brown	2	14	-7	38	31	15.5
Harold Jemison	7	7	24	0	24	3.4
Terrell Gardner	10	1	14	0	14	1.4
Barry White	7	4	12	0	12	1.7
Cameron Young	10	3	3	0	3	0.3
Corey Chavis	2	2	1	0	1	0.5
Austin McCready	10	3	-32	0	-32	-3.2
Total	10	681	1425	2262	3687	368.7
Opponents	10	649	1512	2025	3537	353.7



2023 ALABAMA A&M BULLDOGS CUMULATIVE STATISTICS



2023-24 Alabama A&M Football Overall Defense Statistics All games

Page 1/2
as of Nov 11, 2023

Team Defense

			Tackles				Sacks	Pass defense			Fumbles	blkd		
##	Player	gp	ua	a	tot	tfl/yds	no-yds	int-yds	brup	qbh	fr-yds	ff	kick	saf
9	Jordan Mitchell	10	40	34	74	8-20	4-9	.	2	.	1-4	.	.	.
12	Marvin Smith	10	31	28	59	2.5-13	.	1-36	2
51	Xavier Billingsly	10	13	43	56	9-26	1.5-12	1-0	.	3	1-20	1	1	.
6	Emari Pait	10	30	17	47	1.5-3	.	3-29	2	.	3-9	.	.	.
2	Kaleb Dawson	7	22	24	46	6-9	.	3-8	4	.	.	1	.	.
4	Zareon Hayes	10	17	25	42	10.5-48	3.5-27	.	1	6	.	1	1	.
7	Jamarion Ellis	10	15	15	30	6-24	2.5-13	.	.	3	2-0	1	.	.
10	Cortez Andrews	8	8	17	25	3-14
5	Kenechukwu Eziumume	9	14	5	19	1-2	.	.	10	.	.	.	1	.
97	Rashad Colson	7	5	12	17	2.5-18	2-14	.	.	1	.	1	.	.
54	Demetrie Morgan	8	8	8	16	2-6	1-4	.	.	1	.	1	.	.
13	Montrell Campbell	7	6	9	15
21	Anthony Fieldings	7	8	6	14	0.5-0	.	.	1
95	Hayden Aniagor-Gilford	9	7	7	14	4-23	2-21	.	.	1
36	Lynn Pettway	8	11	3	14	1-1	.	.	3	.	1-0	1	.	.
35	Khalil Griffin	9	7	5	12	2-17	1	.	.
93	Dorian Wesley	10	2	10	12	2-7	.	.	.	2
15	Tony Overstreet	7	3	7	10	1-3	.	.	.	1	1-0	.	.	.
11	Shykieim Gloster-Pace	3	2	7	9	2-3	1-0	.	.	2
46	Dorian Pickett	8	2	7	9	3.5-9	.	.	1	1
25	Tierphill Bien-Aime	4	6	3	9	.	.	.	2
90	Nicholas Glenn	5	4	4	8	1-4	1-4
39	Miles Gilmore	6	6	2	8
60	Liston Richardson	4	2	6	8	0.5-0
50	Dimitris Biamby	2	3	3	6	0.5-7	0.5-7
56	Trenton Taylor	5	2	3	5
34	Cardelle Patrick	6	4	1	5
19	Kobe Myers	5	2	3	5	.	.	.	1	.	1-8	.	.	.
0	Marquez Beason	5	3	1	4	.	.	1-0	4
33	Jordan Milton	3	3	1	4
15	Maurice Marcellus	2	4	.	4
38	Luke Moffett	10	4	.	4
18	Tervae Williams	3	3	1	4
14	Tochukwu Ninoruka	3	2	1	3
43	Thomas Douglas	3	3	.	3
53	Christopher Barnes	4	1	1	2
28	Blanken Garner de Kouadio	2	1	1	2
25	Andrew Lockhart	1	2	.	2	.	.	.	1	.	.	1	.	.
57	Bryce Miller	8	2	.	2
12	Corey Chavis	2	1	1	2	1-0	.	.	.
33	Harold Jemison	7	.	1	1





2023 ALABAMA A&M BULLDOGS CUMULATIVE STATISTICS



2023-24 Alabama A&M Football Team Game-by-Game All games

Page 1/1
as of Nov 12, 2023

Date	Opponent	Rushing				Receiving				Passing				Kick Returns				Punt Returns				tot	
		no.	yds	td	lg	no.	yds	td	lg	cmp	att	int	yds	td	lg	no.	yds	td	lg	no.	yds	td	lg
09/02/2023	at Vanderbilt	33	135	0	39	18	143	1	62	18-34-1	143	1	62	3	50	0	19	0	0	0	0	0	278
09/09/2023	Lane	34	239	4	50	16	136	2	24	16-20-1	136	2	24	2	71	0	57	3	95	1	69	375	
09/16/2023	at Southern U.	38	-17	1	17	19	228	0	31	19-39-1	228	0	31	1	19	0	19	1	21	0	21	211	
09/21/2023	Ark.-Pine Bluff	38	177	1	22	27	328	3	48	27-33-0	328	3	48	5	86	0	28	0	0	0	0	505	
09/30/2023	Tuskegee	36	201	3	46	18	338	5	76	18-28-0	338	5	76	3	66	0	26	3	43	0	22	539	
10/07/2023	vs Jackson St.	29	107	2	15	24	277	2	32	24-43-3	277	2	32	4	67	0	32	2	10	0	6	384	
10/14/2023	at Grambling	45	336	5	45	9	127	1	23	9-22-1	127	1	23	4	44	0	13	1	43	0	43	463	
10/28/2023	vs Alabama St.	26	59	1	13	22	231	1	39	22-40-1	231	1	39	3	40	0	17	0	0	0	0	290	
11/04/2023	Florida A&M	36	58	2	24	20	281	2	43	20-39-1	281	2	43	3	42	0	18	2	0	0	1	339	
11/11/2023	at Bethune-Cookman	35	130	1	24	18	173	1	24	18-33-2	173	1	24	4	64	0	21	0	0	0	0	303	
Alabama A&M		350	1425	20	50	191	2262	18	76	191-331-11	2262	18	76	32	549	0	57	12	212	1	69	3687	
Opponents		369	1512	18	52	154	2025	14	80	154-280-10	2025	14	80	33	630	0	77	18	332	2	48	3537	

Alabama A&M Averages

Games	Avg/ rush	Avg/ catch	Pass eff	KR avg	PR avg	All purpose avg/game	Total offense avg/game
10	4.1	11.8	126.4	17.2	17.7	452.4	368.7

		Tackles				Sacks	Fumble		Pass Defense			blkd	PAT attempts			off		
Date	Opponent	ua	a	total	tfl-yds	no-yds	ff	fr-yds	int-yds	qbh	brup	kick	kick	rush	rcv	saf	t/o	pts
09/02/2023	at Vanderbilt	37	28	65	4.0-12	1-2	0	0-0	1-8	1	6	0	1-1	0	0	0	0	13
09/09/2023	Lane	32	36	68	5.0-14	2-5	0	0-0	4-65	1	3	1	7-7	0	0	0	21	51
09/16/2023	at Southern U.	33	24	57	8.0-35	3-21	1	1-0	0-0	2	5	1	1-1	0	0	0	0	10
09/21/2023	Ark.-Pine Bluff	20	52	72	10.0-35	4-23	2	2-0	1-0	5	2	0	4-4	0	0	0	0	31
09/30/2023	Tuskegee	26	36	62	6.0-32	2-20	1	1-0	1-0	0	3	1	8-8	0	0	1	7	58
10/07/2023	vs Jackson St.	44	18	62	9.0-28	3-17	0	0-0	0-0	2	3	0	2-2	1	1	0	0	30
10/14/2023	at Grambling	46	16	62	6.0-18	0-0	1	2-4	1-3	2	9	0	6-6	0	0	0	0	45
10/28/2023	vs Alabama St.	34	28	62	6.0-25	0-0	2	2-28	0-0	4	2	0	2-2	0	0	1	7	16
11/04/2023	Florida A&M	18	54	72	11.0-45	3-21	1	0-0	1-0	3	2	0	4-4	0	0	0	0	28
11/11/2023	at Bethune-Cookman	36	42	78	5.0-13	1-2	1	3-9	1-0	2	3	0	2-2	0	0	0	7	14
Alabama A&M		326	334	660	70.0-257	19-111	9	11-41	10-76	22	38	3	37-37	1	1	2	49	296
Opponents		311	401	712	63.0-300	19-133	9	11-31	11-81	21	48	4	33-34	0	1	1	44	280

		Punting										Field Goals				Kickoffs				
Date	Opponent	no.	yds	avg	long	blkd	tb	fc	50+	i20	md-att	long	blkd	no.	yds	avg	tb	ob		
09/02/2023	at Vanderbilt	8	279	34.9	56	2	0	0	2	0	2-2	29	0	5	289	57.8	2	0		
09/09/2023	Lane	3	123	41.0	52	0	0	1	1	3	0-0	0	0	8	512	64.0	6	0		
09/16/2023	at Southern U.	3	132	44.0	50	0	0	0	1	1	1-1	39	0	3	189	63.0	2	0		
09/21/2023	Ark.-Pine Bluff	3	128	42.7	46	0	0	1	0	2	1-2	27	0	6	373	62.2	0	0		
09/30/2023	Tuskegee	2	106	53.0	65	0	1	0	1	0	0-1	0	0	9	564	62.7	3	0		
10/07/2023	vs Jackson St.	5	196	39.2	55	0	1	0	1	2	0-0	0	0	5	260	52.0	1	0		
10/14/2023	at Grambling	3	126	42.0	52	0	0	0	1	3	1-1	28	0	8	328	41.0	0	0		
10/28/2023	vs Alabama St.	5	203	40.6	54	0	0	0	2	0	0-1	0	1	3	103	34.3	0	0		
11/04/2023	Florida A&M	4	160	40.0	56	1	0	1	3	1	0-0	0	0	5	228	45.6	0	0		
11/11/2023	at Bethune-Cookman	5	212	42.4	50	0	0	2	2	2	0-0	0	0	3	168	56.0	2	0		
Alabama A&M		41	1665	40.6	65	3	2	5	14	14	5-8	39	1	55	3014	54.8	16	0		
Opponents		45	1686	37.5	62	1	2	14	6	13	11-14	40	1	56	3246	58.0	18	2		





2023 ALABAMA A&M BULLDOGS CUMULATIVE STATISTICS



2023-24 Alabama A&M Football Results and Comparison All games

Page 1/1
as of Nov 12, 2023

	Date	Opponent		Score	Overall	Conf	Time	Attend
	09/02/2023	at Vanderbilt	L	13-47	0-1	0-0	3:25	22035
	09/09/2023	Lane	W	51-13	1-1	0-0	2:50	13175
*	09/16/2023	at Southern U.	L	10-20	1-2	0-1	3:18	14968
*	09/21/2023	Ark.-Pine Bluff	W	31-24	2-2	1-1	3:32	5317
	09/30/2023	Tuskegee	W	58-3	3-2	1-1	3:21	26391
*	10/07/2023	vs Jackson St.	L	30-45	3-3	1-2	3:42	19107
*	10/14/2023	at Grambling	W	45-24	4-3	2-2	3:32	8657
*	10/28/2023	vs Alabama St.	L	16-31	4-4	2-3	3:30	69210
*	11/04/2023	Florida A&M	L	28-42	4-5	2-4	3:37	16179
*	11/11/2023	at Bethune-Cookman	L	14-31	4-6	2-5	3:28	4915

Opponent	Score	Total	First Downs			Rushing	Passing		Total Offense	Return	Turn-
			Rush	Pass	Pen	Number-Yards	Comp-Att.-Int	Yards	Plays-Yards	Yards	Overs
Vanderbilt	13-47	14 / 24	8 / 13	6 / 9	0 / 2	33-135 / 34-215	18-34-1 / 17-31-1	143 / 246	67-278 / 65-461	58 / 152	1 / 1
Lane	51-13	19 / 22	12 / 8	7 / 12	0 / 2	34-239 / 35-160	16-20-1 / 18-38-4	136 / 219	54-375 / 73-379	231 / 35	2 / 4
Southern U.	10-20	18 / 14	3 / 3	11 / 11	4 / 0	38--17 / 35-62	19-39-1 / 15-27-0	228 / 225	77-211 / 62-287	40 / 79	4 / 1
Ark.-Pine Bluff	31-24	24 / 22	9 / 7	13 / 10	2 / 5	38-177 / 28-72	27-33-0 / 20-35-1	328 / 242	71-505 / 63-314	86 / 160	1 / 3
Tuskegee	58-3	26 / 9	11 / 5	12 / 4	3 / 0	36-201 / 33-70	18-28-0 / 9-17-1	338 / 132	64-539 / 50-202	109 / 116	1 / 2
Jackson St.	30-45	25 / 22	8 / 10	16 / 10	1 / 2	29-107 / 44-204	24-43-3 / 14-26-0	277 / 202	72-384 / 70-406	77 / 96	4 / 0
Grambling	45-24	25 / 21	16 / 8	7 / 11	2 / 2	45-336 / 35-129	9-22-1 / 21-36-1	127 / 244	67-463 / 71-373	94 / 191	1 / 3
Alabama St.	16-31	14 / 11	4 / 4	9 / 7	1 / 0	26-59 / 31-85	22-40-1 / 17-24-0	231 / 202	66-290 / 55-287	68 / 130	2 / 2
Florida A&M	28-42	23 / 17	6 / 6	10 / 9	7 / 2	36-58 / 36-103	20-39-1 / 14-27-1	281 / 245	75-339 / 63-348	42 / 67	2 / 1
Bethune-Cookman	14-31	18 / 25	8 / 20	9 / 3	1 / 2	35-130 / 58-412	18-33-2 / 9-19-1	173 / 68	68-303 / 77-480	73 / 48	4 / 4
Totals	296-280	206 / 187	85 / 84	100 / 86	21 / 17	350-1425 / 369-1512	191-331-11 / 154-280-10	2262 / 2025	681-3687 / 649-3537	878 / 1074	22 / 21





LAST MEETING BETWEEN SCHOOLS: MVSU DEFEATS ALABAMA A&M, 30-20



ITTA BENA, Miss. – Under the bright lights of ESPNU's Thursday Night Football, Alabama A&M (3-6, 3-3 SWAC) fell behind early and could not make up the ground as Mississippi Valley State (1-8, 1-5 SWAC) ran out the clock on a 30-20 victory in an NCAA Division I football game on Thursday, November 3.

Due to severe technical issues with the scoring, full and complete statistics are not available. The release on www.AAMUSports.com will be updated once they are available.

THE STATS - ALABAMA A&M

Full Accurate Statistics Unavailable (On-Site Technical Difficulties)

THE GAME

Valley would be the first to get on the board towards the end of the first quarter as they put together a seven-play, 57-yard drive culminating in a three-yard touchdown grab by Cameron Gardner to make it 7-0 at the 3:45 mark.

Neither team would gain any traction over the remainder of the period but the Bulldogs would rebound with their first drive of the second. That would see them go 80-yards in just four plays and a minute and a half with the big blow being a 56-yard strike from redshirt-sophomore quarterback Quincy Casey (Memphis, Tenn.) to junior wideout Micah White (Atlanta, Ga.). That would be a house call to knot it up at 7-7 with just under three minutes gone by in the frame.

MVSU came right back, however as Jalani Eason led a six-play, 55-yard drive with 18- and 21-yard completions to Jacory Ranking, the latter landing in the endzone for a 14-7 advantage at the 8:52 mark.

The Delta Devils would squelch the A&M's next possession with a Jamison Lindsey interception on the second play but could do nothing with their own, going three-and-out. They would stretch their lead later in the quarter to 17-7 behind a 34-yard field goal by Orlando Fernandez with 29 seconds remaining and take that margin into the locker room.

Lindsey would get Casey for a second time on the first drive of the second half and this time MVSU would capitalize. Given the short field they moved the ball 23 yards, clearing just enough real estate for Fernandez to notch a 48-yard field goal with 10:38 on the clock.

The Bulldogs would come right back as they covered 87 yards in 4:51 and 12 plays to pull to

within 20-14 as Casey would get them down the field in manageable chunks before plunging in from one yard out to cut the gap to six with 5:47 left in the third.

Any thoughts of pulling closer were dashed four-plus minutes later as Sylvester Campbell hauled in 15-yard strike in the endzone from Eason to extend to a 27-14 margin. MVSU would get the ball right back on a fumble on the ensuing kickoff and promptly turn that into a 40-yard Fernandez field goal for a two-touchdown lead.

A&M would come right back with a seven-play, 75-yard drive that saw Casey connect with graduate wide receiver Terrell Gardner (Birmingham, Ala.) for 34 yards and cap it off with a 15-yard touchdown pass to redshirt-junior running back Harold Jemison, Jr. (Nashville, Tenn.).

Following a failed two-point attempt, that score pulled them to within 30-20 with 12:58 to play but the Delt Devils would eradicate 10:29 of that clock on their way to a 10-point victory and the first over the Bulldogs since 2015.



ALABAMA A&M FOOTBALL ALL-SWAC SELECTIONS



A member of the Southwestern Athletic Conference (SWAC) since transitioning to NCAA Division I in 1999, Alabama A&M has delivered a number of impressive performances in their 24 seasons in the league.

These have included three Player of the Year honorees among 127 All-SWAC selections, most recently quarterback Aqeel Glass repeating as Offensive Player of the Year in Spring 2021 and Fall 2021 and National Football League (NFL) legend Robert Mathis earning Defensive Player of the Year in 2002.

Of the 127 All-SWAC honors, 61 have come on the First-Team with the remaining 66 on the Second-Team. Those include a program record three straight years with at least four First-Team honorees - four each year in 2019, 2021 and 2022 as well as a program record 11 overall selections in Spring 2021.

2022 (3 - 1/2)

Zareon Hayes, DL, Second-Team
Donovan Eaglin, RB, Second-Team
Jonathan Williams, OL, Second-Team

Fall 2021 (5 - 4/1)

Aqeel Glass, QB, First-Team &
Gary Quarles, RB, First-Team
Abdul-Fatai Ibrahim, WR, First-Team
Odieu Hilaire, WR, First-Team
Dee Anderson, WR, Second-Team
& Indicates Player of the Year

Spring 2021 (11 - 4/7)

Aqeel Glass, QB, First-Team &
Dexter Fuqua, OL, First-Team
Abdul-Fatai Ibrahim, WR, First-Team
Marcus Cushnie, DL, First-Team
Gary Quarles, RB, Second-Team
Antearius Harrington, OL, Second-Team
Jonathan Williams, OL, Second-Team
Zabrian Moore, WR, Second-Team
Armoni Holloway, LB, Second-Team
Amari Holloway, DB, Second-Team
Spencer Corey, K, Second-Team
& Indicates Player of the Year

2019 (10 - 4/6)

Jordan Bentley, RB, First-Team
Abdul-Fatai Ibrahim, First-Team#
Marcus Cushnie, DL, First-Team
Spencer Corey, K, First-Team
Aqeel Glass, QB, Second-Team
Trevoris Butler, OL, Second-Team
Shonye Reams, OL, Second-Team
Zabrian Moore, WR, Second-Team
Kendric Johnson, TE, Second-Team
Armoni Holloway, LB, Second-Team
#Indicates Freshman of the Year

2018 (5 - 2/3)

Yurik Bethune, DL, First-Team
Armoni Holloway, LB, First-Team
Aqeel Glass, QB, Second-Team
Trevon Walters, RB, Second-Team
Dylan Hamilton, DB, Second-Team

2017 (3 - 3/0)

Kenneth Davis, LB, First-Team
Vernon Moland, DL, First-Team
Dylan Hamilton, DB, First-Team

2016 (2 - 0/2)

Jordan Bentley, RB, Second-Team#
Jonathan Dorsey, TE, Second-Team
#Indicates Freshman of the Year

2015 (1 - 0/1)

Octayvious Miles, RS, Second-Team

2014 (1 - 0/1)

Anthony Lanier, DL, Second-Team

2013 (6 - 2/4)

Johnathan Dorsey, TE, First-Team
Robert Nelson, LB, First-Team
Barrington Scott, RB, Second-Team
Montarius Smith, WR, Second-Team
Lawrence Barnett, DB, Second-Team
Derrick Harris, DB, Second-Team

2012 (5 - 3/2)

Kaderius Lacey, RB, First-Team
Jamal Johnson, OL, First-Team
Vernon Marshall, DB, First-Team
Bobby Goldsby, TE, Second-Team
Preston Nelson, DL, Second-Team

2011 (8 - 3/5)

Kaderius Lacey, RB, First-Team
Jamal Johnson, OL, First-Team
Chance Wilson, K, First-Team
Corey Hart, DL, Second-Team
Willie Fuller, LB, Second-Team
Rico Porch, DB, Second-Team
Deaunte Mason, QB, Second-Team
Justin Goodrich, OL, Second-Team

2010 (3 - 0/2)

Russell Jackson, OL, Second-Team
Tony Green, RB, Second-Team
Frank Kearse, DL, Second-Team

2009 (9 - 4/5)

Xavier Manuel, OL, First-Team
Thomas Harris, WR, First-Team
Ulysses Banks, RB, First-Team
Jeremy Maddox, DL, First-Team
Anquez Jackson, OL, Second-Team
Jeremy Licea, K, Second-Team
Frank Kearse, DL, Second-Team
Afu Okosun, LB, Second-Team
Korey Morrison, DB, Second-Team

2008 (4 - 2/2)

Xavier Manuel, OL, First-Team
Jeremy Licea, K, First-Team
Thomas Harris, WR, Second-Team
Jeremy Maddox, DE, Second-Team

2007 (9 - 6/3)

James Sanders, OL, First-Team
Charles Moody, TE, First-Team
Ulysses Banks, RB, First-Team
Kelcy Luke, QB, First-Team
Jeremy Maddox, DE, First-Team
Al Donaldson, DB, First-Team
Darius Turner, OL, Second-Team
Xavier Manuel, OL, Second-Team
Jeremy Licea, K, Second-Team

2006 (10 - 6/4)

Kristian Smith, OL, First-Team
Jeffery Johnson, OL, First-Team
Ulysses Banks, KR, First-Team#



Alabama A&M football has earned numerous All-American honors from multiple organizations over the course of the program's 110-year history. While not a comprehensive list, four of the main organizations have been BOXTOROW (2007), the Football Championship Subdivision (FCS) All-American Team (2002), American Football Coaches Association (1987) and the College Sports Information Director of America (1979). Together postseason honors from these organizations have accounted for 43 All-American selections.

BOXTOROW

**(28 Selections/22 Individuals,
15 First-Team/13 Honorable Mention)**

Fall 2021 (4 – 3/1)

QB Aqeel Glass, First-Team%
WR Abdul-Fatai Ibrahim, First-Team
WR Odieu Hilaire, First-Team
RB Gary Quarles, Honorable Mention
%National Player of the Year

Spring 2021 (6 – 4/2)

QB Aqeel Glass, First-Team%
OL Jonathan Williams, First-Team
WR Abdul-Fatai Ibrahim, First-Team
DL Marcus Cushnie, First-Team
RB Gary Quarles, Honorable Mention
WR Zabrian Moore, Honorable Men- tion
%National Player of the Year

2019 (2 – 1/1)

RB Jordan Bentley, First-Team
DL Marcus Cushnie, Honorable Mention

2018 (2 – 1/1)

DL Yurik Bethune, First-Team
DB Amari Holloway, Honorable Mention

2015 (1 – 0/1)

WR Octayvius Miles, Honorable Mention

2012 (1 – 0/1)

OL Jamal Johnson-Webb,
Honorable Mention

2011 (2 – 1/1)

DL Corey Hart, First-Team RB Kaderius Lacey,
Honorable Mention

2010

Unavailable

2009 (4 – 3/1)

RB Ulysses Banks, First-Team OL
Xavier Manuel, First-Team DL
Jeremy Maddox, First-Team WR
Thomas Harris, Honorable Mention

2008 (3 – 1/2)

K Jeremy Licea, First-Team WR
Thomas Harris, Honorable Mention
DL Jeremy Maddox, Honorable Mention

2007 (3 – 3/0)

TE Charles Moody, First-Team OL
James Sanders, First-Team S
Al Donaldson, First-Team

AFCA (4)

Spring 2021 (1 – 0/1)

Abdul-Fatai Ibrahim, WR, Second-Team

2007 (1)

Al Donaldson, DB

1988 (1)

Fred Garner, DB

1987 (1)

Howard Ballard, OL

FCS (7)

Fall 2021 (1)

Aqeel Glass, QB, Third-Team

2019 (1)

Jordan Bentley, RB, Third-Team

2011 (1)

Corey Hart, DE, Third-Team

2008 (1)

Jeremy Licea, K, Honorable Mention

2007 (2)

Al Donaldson, S, Second-Team
Jeremy Maddox, DE, Honorable Mention

2002 (1)

Robert Mathis, DL, First-Team

CoSIDA (4)

2020-21

Marcus Cushnie, Second-Team

1990-91 (1)

Tracy Kendall, First-Team


1989-90 (1)

Tracy Kendall, First-Team

1979-80 (1)

Tim McCannelly, Second-Team





Alabama A&M's football history is not short on talent as some of the sport's brightest stars have donned the Maroon and White.

Since the program's beginning in 1912, a total of 12 Bulldogs have been drafted by NFL franchises with 18 players combining for 85 seasons at the highest level.

Among those individuals who began their careers at A&M, none are more accomplished than Pro Football Hall of Famer John Stallworth who won four Super Bowls with the Pittsburgh Steelers.

He is joined by Howard "House" Ballard and Robert Mathis, both of whom were Pro Bowl selections during their pro careers, with the latter winning a Super Bowl in 2006.

Most recently defensive tackle Anthony Lanier played four years in the NFL with the Washington (2016-18) franchise and Los Angeles Chargers (2018-20) and is currently a member of the Canadian Football League's (CFL) Saskatchewan Roughriders.

Stallworth (14), Mathis (13) and Ballard (11) are joined by fellow Super Bowl winner Mike Hegman (12) as the only Bulldogs to play at least a decade in the NFL.

The other A&M players that have reached the NFL are Johnny Baldwin (2007), Ricky Blake (1991), Ronnie Coleman (1974-81), Ernest French (1982), Thomas Hopkins (1983), Frank Kearse (2011-15), Bill Kindricks (1968), Wayne Mosley (1974), Joe Patton (1994-98), Oliver Ross (1973-76), Franky Smith (1980), Barry Wagner (1992) and Mike Williams (1982-84).

Patton is the highest draft pick in program history, going in the third in 1994 (97th) with Stallworth in the fourth in 1974 (82nd).



ALABAMA A&M BULLDOGS SELECTED IN THE NFL



HOWARD BALLARD

TEAMS: Buffalo Bills and Seattle Seahawks

POSITION: OL

YEARS: 1988-98

SUPER BOWLS: 4 (1990, 1991, 1992, 1993)

SUPER BOWL CHAMPIONSHIPS: 0

PRO BOWLS: 2 (1992, 1993)

BIO: Ballard was selected by the Bills in the 11th round of the 1987 NFL Draft and would go on to anchor an offensive line that won four straight AFC Championships and become the only team ever to go to four consecutive Super Bowls (1990-93). He would play for the Bills from 1988-93 and the Seahawks from 1994-98.



JOHNNY BALDWIN

TEAMS: Kansas City Chiefs

POSITION: LB

YEARS: 2007

BIO: Baldwin was drafted in the fifth round of the 2007 NFL Draft by the Detroit Lions. He would go on to play three games for the Kansas City Chiefs that year.



MIKE HEGMAN

TEAMS: Dallas Cowboys

POSITION: LB

YEARS: 1976-87

SUPER BOWLS: 2 (1977, 1978)

SUPER BOWL CHAMPIONSHIPS: 1

BIO: Hegman began his career at A&M and would be drafted in the seventh round of the 1975 NFL Draft by the Dallas Cowboys. He would play in 170 games and two Super Bowls during his 12-year career in Dallas, scoring on a fumble recovery off Terry Bradshaw in Super Bowl XIII. He would help the Cowboys win Super Bowl XII over the Denver Broncos in 1978 and play in 16 postseason contests over nine seasons. He finished with seven career interceptions, nine fumble recoveries and a pair of defensive touchdowns.



THOMAS HOPKINS

TEAM: Cleveland Browns

POSITION: OL

YEAR: 1983

BIO: Hopkins was selected in the 10th round by the Cleveland Browns in the 1983 NFL Draft. He played in two games that season.




FRANK KEARSE

TEAMS: Washington Franchise and Carolina Panthers

POSITION: DL

YEARS: 2011-15

BIO: Kears was taken in the seventh round of the 2011 NFL Draft by the Miami Dolphins. In four NFL seasons, Kears, a Savannah, Georgia native, played in 35 games with eight starts. He finished his career with 43 tackles.



BILL KINDRICKS

TEAM: Cincinnati Bengals

POSITION: DL

YEAR: 1968

BIO: Kindricks became the first Bulldog to be drafted as he was selected in the sixth round by the Cincinnati Bengals in the 1968 NFL Draft. He would play nine games with three starts that season.



ALABAMA A&M BULLDOGS SELECTED IN THE NFL



ROBERT MATHIS

TEAM: Indianapolis Colts

POSITION: DE

YEARS: 2003-16

SUPER BOWLS: 1 (2006)

SUPER BOWL CHAMPIONSHIPS: 1 (2006)

PRO BOWLS: 5 (2008, 2009, 2010, 2012, 2013)

BIO: As a senior in 2002, Mathis set a I-AA record with 20 sacks. After finishing his A&M career, he was selected in the fifth round of the NFL Draft by the Indianapolis Colts, where he became one of the league's marquee edge rushers.



JOE PATTON

TEAM: Washington Franchise

POSITION: OL

YEARS: 1994-98

BIO: Patton was selected by Washington in the third round of the 1994 NFL Draft, becoming the program's highest ever selection. He played six seasons with the team, making 61 appearances as an offensive tackles. Of those, 54 were starts.



OLIVER ROSS

TEAMS: Denver Broncos and Seattle Seahawks

POSITION: RB

YEARS: 1973-76

BIO: Ross was selected in the 16th round by the Denver Broncos in the 1973 NFL Draft. He played 25 games over three seasons in the Mile High City before closing his career with 10 games with Seattle in 1976.



FRANKY SMITH

TEAM: Kansas City Chiefs

POSITION: OL

YEAR: 1978-1980

BIO: Smith was selected in the eighth round by the Denver Broncos in the 1978 NFL Draft.



JOHN STALLWORTH

TEAM: Pittsburgh Steelers

POSITION: WR

YEARS: 1974-87

SUPER BOWLS: 4 (1975, 1976, 1979, 1980)

SUPER BOWL CHAMPIONSHIPS: 4 (1975,

1976, 1979, 1980)

PRO BOWLS: 3 (1979, 1982, 1984)

PRO FOOTBALL HALL OF FAME: 2002

BIO: Stallworth was selected in the fourth round of the epic 1974 NFL Draft by the Pittsburgh Steelers. Widely regarded as the greatest draft ever, Stallworth was one of four Hall of Famers to come from the class. He would go on to win four Super Bowl rings in the Steel City, catching 12 postseason touchdowns and recording a stretch of 17 straight games with a postseason reception. Of those, he notched an NFL record eight straight with a touchdown grab.



MIKE WILLIAMS

TEAM: Washington Franchise

POSITION: TE

YEARS: 1982-84

BIO: Williams was selected in the fifth round by Washington in the 1982 NFL Draft. He would play 14 games over three seasons in the nation's capitol.



Tradition and pride meet tap-to-pay.

If you're looking to show your pride in the rich traditions and unique heritage of Alabama A&M University, get a Regions Visa® Debit Card displaying the Alabama A&M University logo. It's *the* Debit Card for reflecting the pride in you. And with the extra security of LockIt® and Regions Spend & Save to help you grow your savings, it'll be looking out for you too. Embrace the IF in LIFE.

Grab your tradition at regions.com/gobulldogs.



Keeping The Bulldogs In The Game!



Michael Cantrell, MD



Brian Carter, MD



Stanton Davis, MD



John Greco, MD



James Hughey, DO



Thompson McMurtrie, MD



Larry Parker, MD

Huntsville | Madison
Guntersville | Scottsboro



CHECK
US OUT!

www.visitTOC.com



Official Team Physician



SECURE YOUR SEATS
TODAY!



JAN. 7, 2024 • FRISCO, TX • TOYOTA STADIUM



ALABAMA A&M FOOTBALL

2023 SCHEDULE

#BEADAWG23



AT VANDERBILT UNIVERSITY
SEP. 2 | NASHVILLE, TN



HOME
LANE COLLEGE
SEP. 9 | NORMAL, AL
LOUIS CREWS CLASSIC



AT SOUTHERN UNIVERSITY
SEP. 16 | BATON ROUGE, LA



HOME
UNIVERSITY OF ARKANSAS PINE-BLUFF
SEP. 21 | NORMAL, AL (THURS)
ESPN U



TUSKEGEE UNIVERSITY
SEP. 30 | NORMAL, AL
HOMECOMING

HOME



VS JACKSON STATE UNIVERSITY
OCT. 7 | MOBILE, AL
GULF COAST CHALLENGE



AT GRAMBLING STATE UNIVERSITY
OCT. 14 | GRAMBLING, LA



VS ALABAMA STATE UNIVERSITY
OCT. 28 | BIRMINGHAM, AL
MAGIC CITY CLASSIC



FLORIDA A&M UNIVERSITY
NOV. 4 | NORMAL, AL

HOME



AT BETHUNE-COOKMAN UNIVERSITY
NOV. 11 | DAYTONA BEACH, FL



MISSISSIPPI VALLEY STATE UNIVERSITY
NOV. 16 | NORMAL, AL
SENIOR DAY

HOME

CONNELL MAYNOR
HEAD FOOTBALL COACH

