


STAY HOME



with  SHEDD AQUARIUM



Birds of a Feather



All birds, including penguins, have feathers, wings, two feet, a hardened beak, build nests and lay eggs. But not all birds look the same! Take a closer look at three different kinds of birds and see what similarities and differences you can observe.

These activities are designed for families with children in grades 3-5. Educators can see an overview of all activities and classroom recommendations at sheddaquarium.org/files/penguin-teachers-guide.



Birds of a Feather


MATERIALS

- **Science journal:** See instructions on how to make a science journal at sheddaquarium.org/files/science-journal or make your own notes on a piece of paper
- **Writing and coloring devices:** pencil, pen, markers, crayons, or colored pencils
- **Bird comparison data sheets:** Draw your own, or print out the sheets on page 3



INSTRUCTIONS PART 1/3


Step 1: Print and cut out the data sheets on page 3 to add to your science journal or make your own version on a blank page. We are going to draw and compare three birds: a small local bird you can see out your window, a penguin, and an owl.



STAY HOME WITH SHEDD AQUARIUM • BIRDS OF A FEATHER


DRAW A LOCAL BIRD

Take some time to observe a bird that you can see outside or look at pictures on the internet to help you.




DRAW A PENGUIN

Watch the Stay Home with Shedd penguin video. Observe the penguins and draw one below.
sheddaquarium.org/stayhome



DRAW AN OWL

Watch this video of the barred owl, Rainier, paying attention to his beak, feathers, feet and coloring.
youtube.com/watch?v=DvzmkfK3l88



| <i>What similarities and differences are there between these birds?</i> | LOCAL BIRD | PENGUIN | OWL |
|---|------------|---------|-----|
| BEAK <i>Short or long? Curved or straight?</i> | | | |
| FEATHERS <i>Short or long? Fluffy or sleek?</i> | | | |
| FEET <i>How many? Tall or short? Thick or thin?</i> | | | |
| COLOR <i>Same color all over or patterned?</i> | | | |
| OTHER <i>What other things do you notice?</i> | | | |



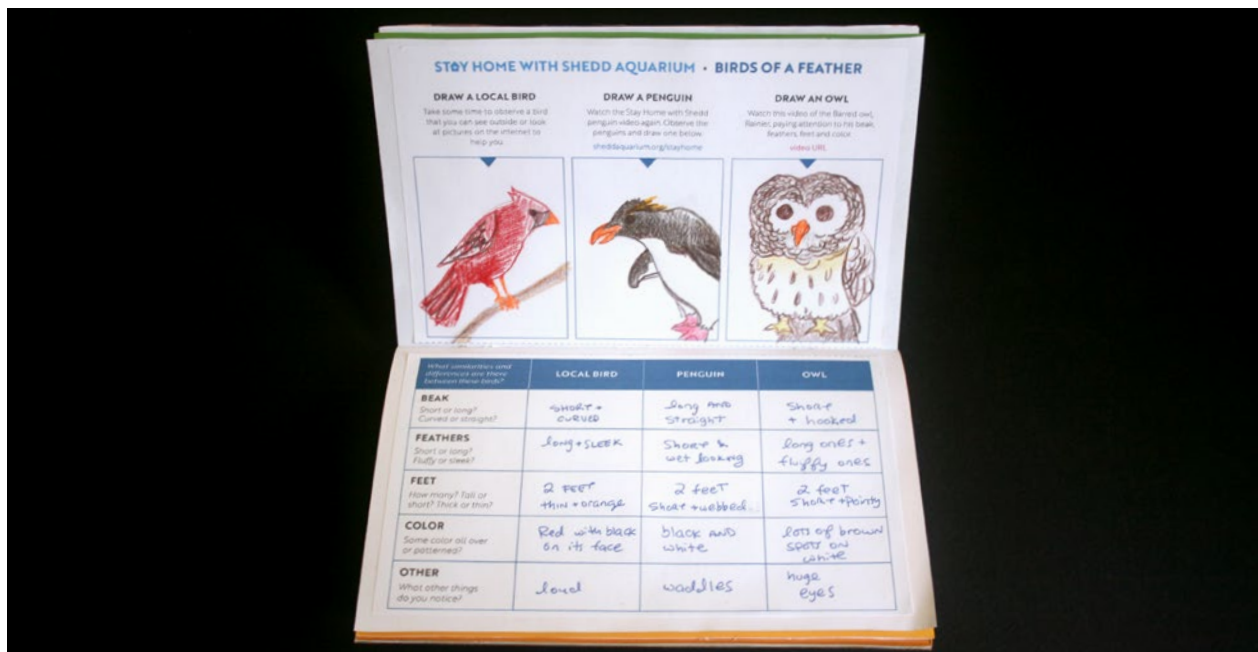
Birds of a Feather

INSTRUCTIONS PART 2/3

Step 2: Follow the instructions on the worksheet or, to make your own version of the bird comparison data sheet, turn your science journal sideways and divide the top page into three parts.

- In the leftmost section, draw a bird you have seen in your backyard or outside your window. Take some time to observe a bird you can see outside or look at pictures on the internet to help you.
- In the middle section, draw a penguin. Watch the Stay Home with Shedd penguin video and look at the penguins closely, paying attention to their beaks, feathers, and feet. sheddaqarium.org/stayhome
- Shedd is also home to several birds of prey! Watch the video below of the barred owl, Rainier, and draw him in the rightmost section, paying attention to his beak, feathers, feet and coloring. youtube.com/watch?v=DvzmkfK3I88

On the bottom page in your science journal draw the chart on page 3. Describe the beaks, feathers, feet, colors, and make other observations about each of the birds you drew on the page above.



Birds of a Feather

INSTRUCTIONS PART 3/3

Step 3: Review all your observations. Share your drawings and tables with a family member or friend and discuss two or three similarities and differences between all three birds.



The similarities or shared features tell us that they are all birds. But what can their differences tell us? Why do you think all birds have different characteristics? Record your ideas in your science journal. If you can't think of a reason, write down some questions to research later. Example: 'I wonder why penguins have big beaks and cardinals have small beaks?'

Keep checking back at sheddaquarium.org/stayhome for more fun activities to add to your science journal!

SHARE WITH US!

We want to see your observations! Take a picture of your notes or drawings and share it with us [@SheddLearning](https://twitter.com/SheddLearning) using [#StayHomeWithShedd](https://twitter.com/StayHomeWithShedd).