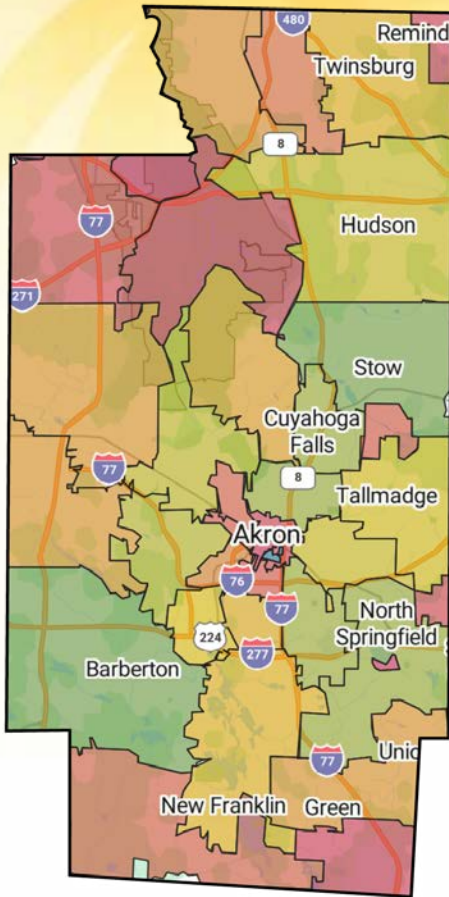


# summitDD

## 2025 AT-A-GLANCE

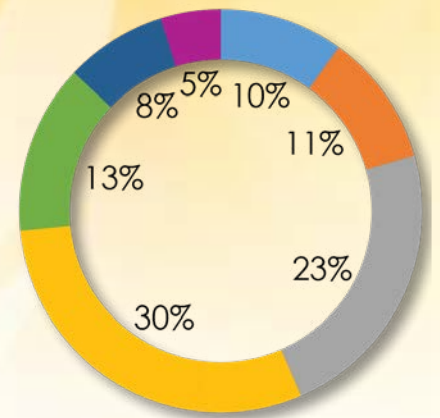
Click the "read aloud"  icon in the upper right menu bar for screen reading.



**5,980 People Served, a 2.5% Increase from 2024**

### PERSON SERVED BY AGE

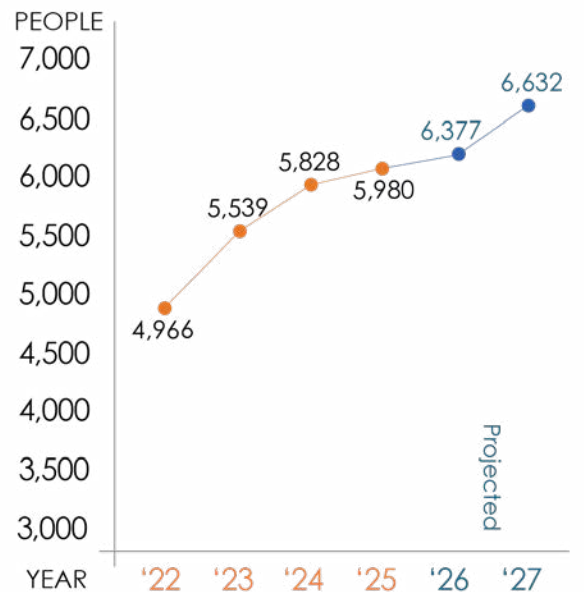
AGE	CENSUS
0 to 2 Years	604
3 to 5 Years	675
6 to 16 Years	1,371
17 to 35 Years	1,783
36 to 50 Years	807
51 to 64 Years	481
65 Years +	284



### PEOPLE SERVED BY COMMUNITY

Percentage of Population Low to High

### PEOPLE SERVED OVER TIME



### YOUR IMPACT IN 2025:

Did you know that Summit DD provides essential services for nearly 6,000 of your neighbors with developmental disabilities?

Because of you, we're empowering people of all abilities in their home, school, workplace, and the entire Summit County community.

## BECAUSE OF YOU...

Our team is strong

**322** employees

**13** year average tenure

## PERCENT OF FULL TIME EMPLOYEES BY DEPARTMENT

Services and Supports	58%
Business Support	15%
Community Supports and Development	14%
Early Intervention	9%
Investigative Services	4%

## BECAUSE OF YOU...

We strengthened the community

**730** volunteer hours

**90** community outreach events

Provided training, support & compliance for more than **2,204 PRIVATE PROVIDERS**

SEE THE IMPACT YOU ARE MAKING at SummitDD.org



## BECAUSE OF YOU...

Services met the needs of people with developmental disabilities

5,980 People Served, a 2.5 % Increase from 2024

**670** infants and toddlers received Early Intervention

**5,183** individuals received Service Coordination

**2,077** people lived in the community with Residential Support

**1,788** adults participated in Day Services

**1,894** individuals accessed Transportation

**96.8%** parents/guardians satisfied with services

**96.6%** individuals satisfied with services

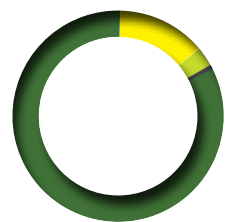
## BECAUSE OF YOU...

Public funding made an impact

**83%** of Summit DD's Revenue comes from property taxes

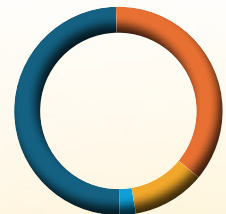
### 2025 Revenue

Property Taxes	\$65,388,050
Reimbursements	\$10,773,255
Grants	\$2,099,480
Other Receipts	\$541,170
Total Revenue	\$78,801,955



### 2025 Expenses

Medicaid Costs	\$45,225,592
Personnel Costs	\$33,043,513
Direct Service Costs	\$10,262,866
Other Expenses	\$2,322,967
Total Expenditures	\$90,854,938



**50%** of Summit DD's expenses are Medicaid Costs that directly fund home and community-based services