

Form **990-PF**  
 Department of the Treasury  
 Internal Revenue Service

**Return of Private Foundation  
 or Section 4947(a)(1) Trust Treated as Private Foundation**

▶ Do not enter social security numbers on this form as it may be made public.  
 ▶ Go to [www.irs.gov/Form990PF](http://www.irs.gov/Form990PF) for instructions and the latest information.

OMB No. 1545-0052





**2019**


**Open to Public Inspection**

**For calendar year 2019, or tax year beginning 01-01-2019, and ending 12-31-2019**

|  |            |   |  |
|--|------------|---|--|
| Name of foundation<br>KELLOGG PROGRAMS INC   |            | <b>A Employer identification number</b><br>81-0587182   |  |
| Number and street (or P.O. box number if mail is not delivered to street address)<br>2480 W CHERRY ST  | Room/suite | <b>B Telephone number</b> (see instructions)<br>(414) 431-4508  |  |
| City or town, state or province, country, and ZIP or foreign postal code<br>MILWAUKEE, WI 532051811  |            | <b>C</b> If exemption application is pending, check here <input type="checkbox"/>   |  |
| <b>G</b> Check all that apply: <input type="checkbox"/> Initial return <input type="checkbox"/> Initial return of a former public charity<br><input type="checkbox"/> Final return <input type="checkbox"/> Amended return<br><input type="checkbox"/> Address change <input type="checkbox"/> Name change |            | <b>D 1.</b> Foreign organizations, check here..... <input type="checkbox"/><br><b>2.</b> Foreign organizations meeting the 85% test, check here and attach computation ... <input type="checkbox"/> |  |
| <b>H</b> Check type of organization: <input checked="" type="checkbox"/> Section 501(c)(3) exempt private foundation<br><input type="checkbox"/> Section 4947(a)(1) nonexempt charitable trust <input type="checkbox"/> Other taxable private foundation   |            | <b>E</b> If private foundation status was terminated under section 507(b)(1)(A), check here ..... <input type="checkbox"/>  |  |
| <b>I</b> Fair market value of all assets at end of year (from Part II, col. (c), line 16) ▶ \$ <u>8,381,904</u>  |            | <b>F</b> If the foundation is in a 60-month termination under section 507(b)(1)(B), check here ..... <input type="checkbox"/>   |  |
| <b>J</b> Accounting method: <input type="checkbox"/> Cash <input checked="" type="checkbox"/> Accrual<br><input type="checkbox"/> Other (specify) _____<br>(Part I, column (d) must be on cash basis.)   |            |   |  |

| <b>Part I Analysis of Revenue and Expenses</b> <small>(The total of amounts in columns (b), (c), and (d) may not necessarily equal the amounts in column (a) (see instructions).)</small> |  | (a) Revenue and expenses per books | (b) Net investment income | (c) Adjusted net income | (d) Disbursements for charitable purposes (cash basis only) |           |
|---|--|------------------------------------|---------------------------|-------------------------|---|-----------|
| <b>Revenue</b>  | <b>1</b> Contributions, gifts, grants, etc., received (attach schedule)                                      | 1,771                              |                           |                         |   |           |
|   | <b>2</b> Check <input checked="" type="checkbox"/> if the foundation is <b>not</b> required to attach Sch. B |                                    |                           |                         |   |           |
|   | <b>3</b> Interest on savings and temporary cash investments  |                                    |                           |                         |   |           |
|   | <b>4</b> Dividends and interest from securities  | 185,033                            | 185,033                   | 185,033                 |   |           |
|   | <b>5a</b> Gross rents  |                                    |                           |                         |   |           |
|   | <b>b</b> Net rental income or (loss)   |                                    |                           |                         |   |           |
|   | <b>6a</b> Net gain or (loss) from sale of assets not on line 10  | 186,768                            |                           |                         |   |           |
|   | <b>b</b> Gross sales price for all assets on line 6a   | 1,531,619                          |                           |                         |   |           |
|   | <b>7</b> Capital gain net income (from Part IV, line 2)  |                                    | 187,266                   |                         |   |           |
|   | <b>8</b> Net short-term capital gain   |                                    |                           | 26,846                  |   |           |
|   | <b>9</b> Income modifications  |                                    |                           |                         |   |           |
|   | <b>10a</b> Gross sales less returns and allowances   |                                    |                           |                         |   |           |
| <b>b</b> Less: Cost of goods sold   |  |                                    |                           |                         |   |           |
| <b>c</b> Gross profit or (loss) (attach schedule)   |  |                                    |                           |                         |   |           |
| <b>11</b> Other income (attach schedule)  |  |                                    |                           |                         |   |           |
| <b>12 Total.</b> Add lines 1 through 11   |  | 373,572                            | 372,299                   | 211,879                 |   |           |
| <b>Operating and Administrative Expenses</b>  | <b>13</b> Compensation of officers, directors, trustees, etc.  | 115,460                            | 0                         | 0                       | 115,460   |           |
|   | <b>14</b> Other employee salaries and wages  | 871,198                            | 0                         | 0                       | 871,198   |           |
|   | <b>15</b> Pension plans, employee benefits   | 197,409                            | 0                         | 0                       | 197,409   |           |
|   | <b>16a</b> Legal fees (attach schedule)  | 14,868                             | 0                         | 0                       | 14,868  |           |
|   | <b>b</b> Accounting fees (attach schedule)   | 6,267                              | 2,507                     | 0                       | 3,760   |           |
|   | <b>c</b> Other professional fees (attach schedule)   | 64,999                             | 22,530                    | 0                       | 42,469  |           |
|   | <b>17</b> Interest   |                                    |                           |                         |   |           |
|   | <b>18</b> Taxes (attach schedule) (see instructions)   | 79,730                             | 0                         | 0                       | 79,730  |           |
|   | <b>19</b> Depreciation (attach schedule) and depletion   | 41,610                             | 0                         | 0                       |   |           |
|   | <b>20</b> Occupancy  | 107,948                            | 0                         | 0                       | 107,948   |           |
|   | <b>21</b> Travel, conferences, and meetings  | 50,676                             | 0                         | 0                       | 50,676  |           |
|   | <b>22</b> Printing and publications  | 7,671                              | 0                         | 0                       | 7,671   |           |
|   | <b>23</b> Other expenses (attach schedule)   | 401,499                            | 0                         | -498                    | 401,499   |           |
|   | <b>24 Total operating and administrative expenses.</b> Add lines 13 through 23                               |                                    | 1,959,335                 | 25,037                  | -498  | 1,892,688 |
|   | <b>25</b> Contributions, gifts, grants paid  |                                    | 0                         |                         |   | 0         |
| <b>26 Total expenses and disbursements.</b> Add lines 24 and 25   |  | 1,959,335                          | 25,037                    | -498                    | 1,892,688   |           |
| <b>27</b> Subtract line 26 from line 12:  |  |                                    |                           |                         |   |           |
| <b>a Excess of revenue over expenses and disbursements</b>  |  | -1,585,763                         |                           |                         |   |           |
| <b>b Net investment income</b> (if negative, enter -0-)   |  |                                    | 347,262                   |                         |   |           |
| <b>c Adjusted net income</b> (if negative, enter -0-)   |  |                                    |                           | 212,377                 |   |           |

| <b>Part II Balance Sheets</b> Attached schedules and amounts in the description column should be for end-of-year amounts only. (See instructions.) |  | Beginning of year  | End of year    |                       |
|--|--|--|----------------|-----------------------|
|  |  | (a) Book Value   | (b) Book Value | (c) Fair Market Value |
| <b>Assets</b>  | <b>1</b> Cash—non-interest-bearing . . . . .   | 108,851  | 240,184        | 240,184               |
|  | <b>2</b> Savings and temporary cash investments . . . . .  | 2,225,727  | 384,826        | 384,826               |
|  | <b>3</b> Accounts receivable ▶ _____<br>Less: allowance for doubtful accounts ▶ _____  |  |                |                       |
|  | <b>4</b> Pledges receivable ▶ _____<br>Less: allowance for doubtful accounts ▶ _____   |  |                |                       |
|  | <b>5</b> Grants receivable . . . . .   |  |                |                       |
|  | <b>6</b> Receivables due from officers, directors, trustees, and other disqualified persons (attach schedule) (see instructions) . . . . . |  |                |                       |
|  | <b>7</b> Other notes and loans receivable (attach schedule) ▶ _____<br>Less: allowance for doubtful accounts ▶ _____                       |  |                |                       |
|  | <b>8</b> Inventories for sale or use . . . . .   |  |                |                       |
|  | <b>9</b> Prepaid expenses and deferred charges . . . . .   | 32,713   |                |                       |
|  | <b>10a</b> Investments—U.S. and state government obligations (attach schedule)   |  |                |                       |
|  | <b>b</b> Investments—corporate stock (attach schedule) . . . . .   | 4,633,130    | 5,977,450      | 7,195,205             |
|  | <b>c</b> Investments—corporate bonds (attach schedule) . . . . .   | 1,158,799  | 0              | 0                     |
|  | <b>11</b> Investments—land, buildings, and equipment: basis ▶ _____<br>Less: accumulated depreciation (attach schedule) ▶ _____            |  |                |                       |
|  | <b>12</b> Investments—mortgage loans . . . . .   |  |                |                       |
|  | <b>13</b> Investments—other (attach schedule) . . . . .  |  |                |                       |
|  | <b>14</b> Land, buildings, and equipment: basis ▶ _____ 924,386<br>Less: accumulated depreciation (attach schedule) ▶ 362,697              | 571,414    | 561,689        | 561,689               |
| <b>15</b> Other assets (describe ▶ _____)  |  |  |                |                       |
| <b>16 Total assets</b> (to be completed by all filers—see the instructions. Also, see page 1, item I)  | 8,730,634  | 7,164,149  | 8,381,904      |                       |
| <b>Liabilities</b>   | <b>17</b> Accounts payable and accrued expenses . . . . .  | 17,656   | 45,184         |                       |
|  | <b>18</b> Grants payable . . . . .   |  |                |                       |
|  | <b>19</b> Deferred revenue . . . . .   |  |                |                       |
|  | <b>20</b> Loans from officers, directors, trustees, and other disqualified persons   |  |                |                       |
|  | <b>21</b> Mortgages and other notes payable (attach schedule) . . . . .  |  |                |                       |
|  | <b>22</b> Other liabilities (describe ▶ _____)   |  7,803  | 3,553          |                       |
|  | <b>23 Total liabilities</b> (add lines 17 through 22) . . . . .  | 25,459   | 48,737         |                       |
| <b>Net Assets or Fund Balances</b>   | <b>Foundations that follow FASB ASC 958, check here</b> ▶ <input checked="" type="checkbox"/> <b>and complete lines 24, 25, 29 and 30.</b> |  |                |                       |
|  | <b>24</b> Net assets without donor restrictions . . . . .  | 8,705,175  | 7,115,412      |                       |
|  | <b>25</b> Net assets with donor restrictions . . . . .   |  |                |                       |
|  | <b>Foundations that do not follow FASB ASC 958, check here</b> ▶ <input type="checkbox"/> <b>and complete lines 26 through 30.</b>         |  |                |                       |
|  | <b>26</b> Capital stock, trust principal, or current funds . . . . .   |  |                |                       |
|  | <b>27</b> Paid-in or capital surplus, or land, bldg., and equipment fund   |  |                |                       |
|  | <b>28</b> Retained earnings, accumulated income, endowment, or other funds   |  |                |                       |
| <b>29 Total net assets or fund balances</b> (see instructions) . . . . .   | 8,705,175  | 7,115,412  |                |                       |
| <b>30 Total liabilities and net assets/fund balances</b> (see instructions) .  | 8,730,634  | 7,164,149  |                |                       |

| <b>Part III Analysis of Changes in Net Assets or Fund Balances</b>  |  |          |            |
|---|--|----------|------------|
| <b>1</b> Total net assets or fund balances at beginning of year—Part II, column (a), line 29 (must agree with end-of-year figure reported on prior year's return) . . . . . |  | <b>1</b> | 8,705,175  |
| <b>2</b> Enter amount from Part I, line 27a . . . . .   |  | <b>2</b> | -1,585,763 |
| <b>3</b> Other increases not included in line 2 (itemize) ▶ _____   |  | <b>3</b> | 0          |
| <b>4</b> Add lines 1, 2, and 3 . . . . .  |  | <b>4</b> | 7,119,412  |
| <b>5</b> Decreases not included in line 2 (itemize) ▶ _____                              |  | <b>5</b> | 4,000      |
| <b>6</b> Total net assets or fund balances at end of year (line 4 minus line 5)—Part II, column (b), line 29 .  |  | <b>6</b> | 7,115,412  |

**Part IV Capital Gains and Losses for Tax on Investment Income**

| (a) List and describe the kind(s) of property sold (e.g., real estate, 2-story brick warehouse; or common stock, 200 shs. MLC Co.) | (b)<br>How acquired<br>P—Purchase<br>D—Donation | (c)<br>Date acquired<br>(mo., day, yr.) | (d)<br>Date sold<br>(mo., day, yr.) |
|--|---|---|-------------------------------------|
| <b>1 a</b> SECURITIES  | P   |   |                                     |
| <b>b</b> SECURITIES  | P   |   |                                     |
| <b>c</b>   |   |   |                                     |
| <b>d</b>   |   |   |                                     |
| <b>e</b>   |   |   |                                     |

| (e)<br>Gross sales price | (f)<br>Depreciation allowed<br>(or allowable) | (g)<br>Cost or other basis<br>plus expense of sale | (h)<br>Gain or (loss)<br>(e) plus (f) minus (g) |
|--------------------------|---|--|---|
| <b>a</b> 212,400         |   | 185,554  | 26,846  |
| <b>b</b> 1,319,219       |   | 1,158,799  | 160,420   |
| <b>c</b>                 |   |  |   |
| <b>d</b>                 |   |  |   |
| <b>e</b>                 |   |  |   |

| Complete only for assets showing gain in column (h) and owned by the foundation on 12/31/69 |   |  | (l)<br>Gains (Col. (h) gain minus<br>col. (k), but not less than -0-)<br>or<br>Losses (from col.(h)) |
|---|---|--|--|
| (i)<br>F.M.V. as of 12/31/69  | (j)<br>Adjusted basis<br>as of 12/31/69 | (k)<br>Excess of col. (i)<br>over col. (j), if any |  |
| <b>a</b>  |   |  | 26,846   |
| <b>b</b>  |   |  | 160,420  |
| <b>c</b>  |   |  |  |
| <b>d</b>  |   |  |  |
| <b>e</b>  |   |  |  |

|   |   |         |
|---|---|---------|
| <b>2</b> Capital gain net income or (net capital loss)  | 2 | 187,266 |
| <b>3</b> Net short-term capital gain or (loss) as defined in sections 1222(5) and (6):<br>If gain, also enter in Part I, line 8, column (c) (see instructions). If (loss), enter -0-<br>in Part I, line 8 | 3 | 26,846  |

**Part V Qualification Under Section 4940(e) for Reduced Tax on Net Investment Income**

(For optional use by domestic private foundations subject to the section 4940(a) tax on net investment income.)

If section 4940(d)(2) applies, leave this part blank.

Was the foundation liable for the section 4942 tax on the distributable amount of any year in the base period?  Yes  No  
 If "Yes," the foundation does not qualify under section 4940(e). Do not complete this part.

**1** Enter the appropriate amount in each column for each year; see instructions before making any entries.

| (a)<br>Base period years Calendar<br>year (or tax year beginning in) | (b)<br>Adjusted qualifying distributions | (c)<br>Net value of noncharitable-use assets | (d)<br>Distribution ratio<br>(col. (b) divided by col. (c)) |
|--|--|--|---|
| 2018   | 1,639,793                                | 4,221,701                                    | 0.388420  |
| 2017   | 1,560,015                                | 225,580                                      | 6.915573  |
| 2016   | 1,515,986                                | 431,240                                      | 3.515411  |
| 2015   | 1,266,543                                | 92,893                                       | 13.634429   |
| 2014   | 844,065                                  | 70,552                                       | 11.963729   |

|   |   |            |
|---|---|------------|
| <b>2</b> Total of line 1, column (d)  | 2 | 36.417562  |
| <b>3</b> Average distribution ratio for the 5-year base period—divide the total on line 2 by 5.0, or by the number of years the foundation has been in existence if less than 5 years | 3 | 7.283512   |
| <b>4</b> Enter the net value of noncharitable-use assets for 2019 from Part X, line 5   | 4 | 7,874,872  |
| <b>5</b> Multiply line 4 by line 3  | 5 | 57,356,725 |
| <b>6</b> Enter 1% of net investment income (1% of Part I, line 27b)   | 6 | 3,473      |
| <b>7</b> Add lines 5 and 6  | 7 | 57,360,198 |
| <b>8</b> Enter qualifying distributions from Part XII, line 4   | 8 | 1,892,688  |

If line 8 is equal to or greater than line 7, check the box in Part VI, line 1b, and complete that part using a 1% tax rate. See the Part VI instructions.

**Part VI Excise Tax Based on Investment Income (Section 4940(a), 4940(b), 4940(e), or 4948—see instructions)**

|           |   |           |        |
|-----------|---|-----------|--------|
| <b>1a</b> | Exempt operating foundations described in section 4940(d)(2), check here <input type="checkbox"/> and enter "N/A" on line 1.<br>Date of ruling or determination letter: _____ (attach copy of letter if necessary—see instructions) |           |        |
| <b>b</b>  | Domestic foundations that meet the section 4940(e) requirements in Part V, check here <input type="checkbox"/> and enter 1% of Part I, line 27b . . . . .   | <b>1</b>  | 6,945  |
| <b>c</b>  | All other domestic foundations enter 2% of line 27b. Exempt foreign organizations enter 4% of Part I, line 12, col. (b)   |           |        |
| <b>2</b>  | Tax under section 511 (domestic section 4947(a)(1) trusts and taxable foundations only. Others enter -0-)   | <b>2</b>  | 0      |
| <b>3</b>  | Add lines 1 and 2. . . . .  | <b>3</b>  | 6,945  |
| <b>4</b>  | Subtitle A (income) tax (domestic section 4947(a)(1) trusts and taxable foundations only. Others enter -0-)   | <b>4</b>  | 0      |
| <b>5</b>  | <b>Tax based on investment income.</b> Subtract line 4 from line 3. If zero or less, enter -0- . . . . .  | <b>5</b>  | 6,945  |
| <b>6</b>  | Credits/Payments:   |           |        |
| <b>a</b>  | 2019 estimated tax payments and 2018 overpayment credited to 2019   | <b>6a</b> | 0      |
| <b>b</b>  | Exempt foreign organizations—tax withheld at source . . . . .   | <b>6b</b> |        |
| <b>c</b>  | Tax paid with application for extension of time to file (Form 8868) . . . . .   | <b>6c</b> | 10,450 |
| <b>d</b>  | Backup withholding erroneously withheld . . . . .   | <b>6d</b> | 0      |
| <b>7</b>  | Total credits and payments. Add lines 6a through 6d. . . . .  | <b>7</b>  | 10,450 |
| <b>8</b>  | Enter any <b>penalty</b> for underpayment of estimated tax. Check here <input type="checkbox"/> if Form 2220 is attached.   | <b>8</b>  | 8      |
| <b>9</b>  | <b>Tax due.</b> If the total of lines 5 and 8 is more than line 7, enter <b>amount owed</b> . . . . . ▶   | <b>9</b>  |        |
| <b>10</b> | <b>Overpayment.</b> If line 7 is more than the total of lines 5 and 8, enter the <b>amount overpaid</b> . . . . . ▶   | <b>10</b> | 3,497  |
| <b>11</b> | Enter the amount of line 10 to be: <b>Credited to 2020 estimated tax</b> ▶ 3,497 <b>Refunded</b> ▶  | <b>11</b> | 0      |

**Part VII-A Statements Regarding Activities**

|           | Yes | No |
|-----------|-----|----|
| <b>1a</b> |     | No |
| <b>b</b>  |     | No |
| <b>c</b>  |     | No |
| <b>d</b>  |     |    |
| <b>e</b>  |     |    |
| <b>2</b>  |     | No |
| <b>3</b>  |     | No |
| <b>4a</b> |     | No |
| <b>b</b>  |     |    |
| <b>5</b>  |     | No |
| <b>6</b>  | Yes |    |
| <b>7</b>  | Yes |    |
| <b>8a</b> |     |    |
| <b>b</b>  | Yes |    |
| <b>9</b>  | Yes |    |
| <b>10</b> | Yes |    |

Part VII-A Statements Regarding Activities (continued)

11 At any time during the year, did the foundation, directly or indirectly, own a controlled entity within the meaning of section 512(b)(13)? If "Yes," attach schedule. See instructions.
12 Did the foundation make a distribution to a donor advised fund over which the foundation or a disqualified person had advisory privileges? If "Yes," attach statement. See instructions
13 Did the foundation comply with the public inspection requirements for its annual returns and exemption application? Website address WWW.PEAKINITIATIVE.ORG
14 The books are in care of DAN SCHILLER Telephone no. (414) 431-4508
Located at 2480 W CHERRY ST MILWAUKEE WI ZIP+4 532051811
15 Section 4947(a)(1) nonexempt charitable trusts filing Form 990-PF in lieu of Form 1041 -check here and enter the amount of tax-exempt interest received or accrued during the year. 15
16 At any time during calendar year 2019, did the foundation have an interest in or a signature or other authority over a bank, securities, or other financial account in a foreign country? See the instructions for exceptions and filing requirements for FinCEN Form 114. If "Yes", enter the name of the foreign country

Part VII-B Statements Regarding Activities for Which Form 4720 May Be Required

File Form 4720 if any item is checked in the "Yes" column, unless an exception applies.
1a During the year did the foundation (either directly or indirectly):
(1) Engage in the sale or exchange, or leasing of property with a disqualified person?
(2) Borrow money from, lend money to, or otherwise extend credit to (or accept it from) a disqualified person?
(3) Furnish goods, services, or facilities to (or accept them from) a disqualified person?
(4) Pay compensation to, or pay or reimburse the expenses of, a disqualified person?
(5) Transfer any income or assets to a disqualified person (or make any of either available for the benefit or use of a disqualified person)?
(6) Agree to pay money or property to a government official? (Exception. Check "No" if the foundation agreed to make a grant to or to employ the official for a period after termination of government service, if terminating within 90 days.)
b If any answer is "Yes" to 1a(1)-(6), did any of the acts fail to qualify under the exceptions described in Regulations section 53.4941(d)-3 or in a current notice regarding disaster assistance? See instructions. Organizations relying on a current notice regarding disaster assistance check here.
c Did the foundation engage in a prior year in any of the acts described in 1a, other than excepted acts, that were not corrected before the first day of the tax year beginning in 2019?
2 Taxes on failure to distribute income (section 4942) (does not apply for years the foundation was a private operating foundation defined in section 4942(j)(3) or 4942(j)(5)):
a At the end of tax year 2019, did the foundation have any undistributed income (lines 6d and 6e, Part XIII) for tax year(s) beginning before 2019? If "Yes," list the years 20, 20, 20, 20
b Are there any years listed in 2a for which the foundation is not applying the provisions of section 4942(a)(2) (relating to incorrect valuation of assets) to the year's undistributed income? (If applying section 4942(a)(2) to all years listed, answer "No" and attach statement-see instructions.)
c If the provisions of section 4942(a)(2) are being applied to any of the years listed in 2a, list the years here. 20, 20, 20, 20
3a Did the foundation hold more than a 2% direct or indirect interest in any business enterprise at any time during the year?
b If "Yes," did it have excess business holdings in 2019 as a result of (1) any purchase by the foundation or disqualified persons after May 26, 1969; (2) the lapse of the 5-year period (or longer period approved by the Commissioner under section 4943(c)(7)) to dispose of holdings acquired by gift or bequest; or (3) the lapse of the 10-, 15-, or 20-year first phase holding period?(Use Schedule C, Form 4720, to determine if the foundation had excess business holdings in 2019.)
4a Did the foundation invest during the year any amount in a manner that would jeopardize its charitable purposes?
b Did the foundation make any investment in a prior year (but after December 31, 1969) that could jeopardize its charitable purpose that had not been removed from jeopardy before the first day of the tax year beginning in 2019?

Part VII-B Statements Regarding Activities for Which Form 4720 May Be Required (continued)

5a During the year did the foundation pay or incur any amount to:
(1) Carry on propaganda, or otherwise attempt to influence legislation...
(2) Influence the outcome of any specific public election...
(3) Provide a grant to an individual for travel, study, or other similar purposes?
(4) Provide a grant to an organization other than a charitable, etc., organization...
(5) Provide for any purpose other than religious, charitable, scientific, literary, or educational purposes...
b If any answer is "Yes" to 5a(1)-(5), did any of the transactions fail to qualify under the exceptions...
c If the answer is "Yes" to question 5a(4), does the foundation claim exemption from the tax...
6a Did the foundation, during the year, receive any funds, directly or indirectly, to pay premiums on a personal benefit contract?
b Did the foundation, during the year, pay premiums, directly or indirectly, on a personal benefit contract?
7a At any time during the tax year, was the foundation a party to a prohibited tax shelter transaction?
b If "Yes", did the foundation receive any proceeds or have any net income attributable to the transaction?
8 Is the foundation subject to the section 4960 tax on payment(s) of more than \$1,000,000 in remuneration or excess parachute payment during the year?

Part VIII Information About Officers, Directors, Trustees, Foundation Managers, Highly Paid Employees, and Contractors

1 List all officers, directors, trustees, foundation managers and their compensation. See instructions

Table with 5 columns: (a) Name and address, (b) Title, and average hours per week devoted to position, (c) Compensation (If not paid, enter -0-), (d) Contributions to employee benefit plans and deferred compensation, (e) Expense account, other allowances.

2 Compensation of five highest-paid employees (other than those included on line 1—see instructions). If none, enter "NONE."

Table with 5 columns: (a) Name and address of each employee paid more than \$50,000, (b) Title, and average hours per week devoted to position, (c) Compensation, (d) Contributions to employee benefit plans and deferred compensation, (e) Expense account, other allowances.

Total number of other employees paid over \$50,000. 0

**Part VIII Information About Officers, Directors, Trustees, Foundation Managers, Highly Paid Employees, and Contractors (continued)**

| <b>3 Five highest-paid independent contractors for professional services (see instructions). If none, enter "NONE".</b> |                     |                  |
|---|---------------------|------------------|
| (a) Name and address of each person paid more than \$50,000   | (b) Type of service | (c) Compensation |
| NONE  |                     |                  |
|   |                     |                  |
|   |                     |                  |
|   |                     |                  |
|   |                     |                  |
|   |                     |                  |
|   |                     |                  |
| <b>Total</b> number of others receiving over \$50,000 for professional services. . . . . ▶                              |                     | <b>0</b>         |

**Part IX-A Summary of Direct Charitable Activities**

| List the foundation's four largest direct charitable activities during the tax year. Include relevant statistical information such as the number of organizations and other beneficiaries served, conferences convened, research papers produced, etc.   | Expenses  |
|--|-----------|
| <b>1</b> OUR MISSION IS TO BRING OUT THE LIMITLESS POTENTIAL IN YOUNG LEADERS THROUGH EXTRAORDINARY EXPERIENCES AND NURTURING RELATIONSHIPS. OUR VISION IS THAT PEAK ALUMNI SHAPE THEIR COMMUNITIES WITH POISE, PERSISTENCE, CONFIDENCE, AND CHARACTER AND THAT THE PEAK INITIATIVE IS THE RECOGNIZED EXPERT IN PREPARING YOUNG PEOPLE FOR A LIFE OF LEADERSHIP AND PURPOSE. | 1,741,860 |
| <b>2</b>   |           |
| <b>3</b>   |           |
| <b>4</b>   |           |

**Part IX-B Summary of Program-Related Investments (see instructions)**

| Describe the two largest program-related investments made by the foundation during the tax year on lines 1 and 2. | Amount   |
|---|----------|
| <b>1</b>  |          |
| <b>2</b>  |          |
| All other program-related investments. See instructions.  |          |
| <b>3</b>  |          |
| <b>Total.</b> Add lines 1 through 3 . . . . . ▶   | <b>0</b> |

**Part X Minimum Investment Return** (All domestic foundations must complete this part. Foreign foundations, see instructions.)

|          |  |           |           |
|----------|--|-----------|-----------|
| <b>1</b> | Fair market value of assets not used (or held for use) directly in carrying out charitable, etc., purposes:        |           |           |
| <b>a</b> | Average monthly fair market value of securities. . . . .   | <b>1a</b> | 6,533,309 |
| <b>b</b> | Average of monthly cash balances. . . . .  | <b>1b</b> | 1,461,485 |
| <b>c</b> | Fair market value of all other assets (see instructions). . . . .  | <b>1c</b> | 0         |
| <b>d</b> | <b>Total</b> (add lines 1a, b, and c). . . . .   | <b>1d</b> | 7,994,794 |
| <b>e</b> | Reduction claimed for blockage or other factors reported on lines 1a and 1c (attach detailed explanation). . . . . | <b>1e</b> | 0         |
| <b>2</b> | Acquisition indebtedness applicable to line 1 assets. . . . .  | <b>2</b>  | 0         |
| <b>3</b> | Subtract line 2 from line 1d. . . . .  | <b>3</b>  | 7,994,794 |
| <b>4</b> | Cash deemed held for charitable activities. Enter 1 1/2% of line 3 (for greater amount, see instructions). . . . . | <b>4</b>  | 119,922   |
| <b>5</b> | <b>Net value of noncharitable-use assets.</b> Subtract line 4 from line 3. Enter here and on Part V, line 4        | <b>5</b>  | 7,874,872 |
| <b>6</b> | <b>Minimum investment return.</b> Enter 5% of line 5. . . . .  | <b>6</b>  | 393,744   |

**Part XI Distributable Amount** (see instructions) (Section 4942(j)(3) and (j)(5) private operating foundations and certain foreign organizations check here  and do not complete this part.)

|           |  |           |  |
|-----------|--|-----------|--|
| <b>1</b>  | Minimum investment return from Part X, line 6. . . . .   | <b>1</b>  |  |
| <b>2a</b> | Tax on investment income for 2019 from Part VI, line 5. . . . .  | <b>2a</b> |  |
| <b>b</b>  | Income tax for 2019. (This does not include the tax from Part VI.). . . . .  | <b>2b</b> |  |
| <b>c</b>  | Add lines 2a and 2b. . . . .   | <b>2c</b> |  |
| <b>3</b>  | Distributable amount before adjustments. Subtract line 2c from line 1. . . . .                                     | <b>3</b>  |  |
| <b>4</b>  | Recoveries of amounts treated as qualifying distributions. . . . .   | <b>4</b>  |  |
| <b>5</b>  | Add lines 3 and 4. . . . .   | <b>5</b>  |  |
| <b>6</b>  | Deduction from distributable amount (see instructions). . . . .  | <b>6</b>  |  |
| <b>7</b>  | <b>Distributable amount</b> as adjusted. Subtract line 6 from line 5. Enter here and on Part XIII, line 1. . . . . | <b>7</b>  |  |

**Part XII Qualifying Distributions** (see instructions)

|          |  |           |           |
|----------|--|-----------|-----------|
| <b>1</b> | Amounts paid (including administrative expenses) to accomplish charitable, etc., purposes:   |           |           |
| <b>a</b> | Expenses, contributions, gifts, etc.—total from Part I, column (d), line 26. . . . .   | <b>1a</b> | 1,892,688 |
| <b>b</b> | Program-related investments—total from Part IX-B. . . . .  | <b>1b</b> | 0         |
| <b>2</b> | Amounts paid to acquire assets used (or held for use) directly in carrying out charitable, etc., purposes. . . . .   | <b>2</b>  |           |
| <b>3</b> | Amounts set aside for specific charitable projects that satisfy the:   |           |           |
| <b>a</b> | Suitability test (prior IRS approval required). . . . .  | <b>3a</b> |           |
| <b>b</b> | Cash distribution test (attach the required schedule). . . . .   | <b>3b</b> |           |
| <b>4</b> | <b>Qualifying distributions.</b> Add lines 1a through 3b. Enter here and on Part V, line 8, and Part XIII, line 4  | <b>4</b>  | 1,892,688 |
| <b>5</b> | Foundations that qualify under section 4940(e) for the reduced rate of tax on net investment income. Enter 1% of Part I, line 27b. See instructions. . . . . | <b>5</b>  | 0         |
| <b>6</b> | <b>Adjusted qualifying distributions.</b> Subtract line 5 from line 4. . . . .   | <b>6</b>  | 1,892,688 |

**Note:** The amount on line 6 will be used in Part V, column (b), in subsequent years when calculating whether the foundation qualifies for the section 4940(e) reduction of tax in those years.



**Part XIII Undistributed Income** (see instructions)

|  | (a)<br>Corpus | (b)<br>Years prior to 2018 | (c)<br>2018 | (d)<br>2019 |
|--|---------------|----------------------------|-------------|-------------|
| <b>1</b> Distributable amount for 2019 from Part XI, line 7  |               |                            |             |             |
| <b>2</b> Undistributed income, if any, as of the end of 2019:  |               |                            |             |             |
| <b>a</b> Enter amount for 2018 only. . . . .   |               |                            |             |             |
| <b>b</b> Total for prior years: 20____, 20____, 20____   |               |                            |             |             |
| <b>3</b> Excess distributions carryover, if any, to 2019:  |               |                            |             |             |
| <b>a</b> From 2014. . . . .  |               |                            |             |             |
| <b>b</b> From 2015. . . . .  |               |                            |             |             |
| <b>c</b> From 2016. . . . .  |               |                            |             |             |
| <b>d</b> From 2017. . . . .  |               |                            |             |             |
| <b>e</b> From 2018. . . . .  |               |                            |             |             |
| <b>f</b> Total of lines 3a through e. . . . .  |               |                            |             |             |
| <b>4</b> Qualifying distributions for 2019 from Part XII, line 4: ▶ \$ _____   |               |                            |             |             |
| <b>a</b> Applied to 2018, but not more than line 2a  |               |                            |             |             |
| <b>b</b> Applied to undistributed income of prior years (Election required—see instructions). . . . .  |               |                            |             |             |
| <b>c</b> Treated as distributions out of corpus (Election required—see instructions). . . . .  |               |                            |             |             |
| <b>d</b> Applied to 2019 distributable amount. . . . .   |               |                            |             |             |
| <b>e</b> Remaining amount distributed out of corpus  |               |                            |             |             |
| <b>5</b> Excess distributions carryover applied to 2019.<br>(If an amount appears in column (d), the same amount must be shown in column (a).)   |               |                            |             |             |
| <b>6</b> Enter the net total of each column as indicated below:  |               |                            |             |             |
| <b>a</b> Corpus. Add lines 3f, 4c, and 4e. Subtract line 5   |               |                            |             |             |
| <b>b</b> Prior years' undistributed income. Subtract line 4b from line 2b . . . . .  |               |                            |             |             |
| <b>c</b> Enter the amount of prior years' undistributed income for which a notice of deficiency has been issued, or on which the section 4942(a) tax has been previously assessed. . . . . |               |                            |             |             |
| <b>d</b> Subtract line 6c from line 6b. Taxable amount—see instructions . . . . .  |               |                            |             |             |
| <b>e</b> Undistributed income for 2018. Subtract line 4a from line 2a. Taxable amount—see instructions . . . . .   |               |                            |             |             |
| <b>f</b> Undistributed income for 2019. Subtract lines 4d and 5 from line 1. This amount must be distributed in 2020 . . . . .   |               |                            |             |             |
| <b>7</b> Amounts treated as distributions out of corpus to satisfy requirements imposed by section 170(b)(1)(F) or 4942(g)(3) (Election may be required - see instructions). . . . .       |               |                            |             |             |
| <b>8</b> Excess distributions carryover from 2014 not applied on line 5 or line 7 (see instructions). . . . .  |               |                            |             |             |
| <b>9</b> Excess distributions carryover to 2020. Subtract lines 7 and 8 from line 6a . . . . .   |               |                            |             |             |
| <b>10</b> Analysis of line 9:  |               |                            |             |             |
| <b>a</b> Excess from 2015. . . . .   |               |                            |             |             |
| <b>b</b> Excess from 2016. . . . .   |               |                            |             |             |
| <b>c</b> Excess from 2017. . . . .   |               |                            |             |             |
| <b>d</b> Excess from 2018. . . . .   |               |                            |             |             |
| <b>e</b> Excess from 2019. . . . .   |               |                            |             |             |

**Part XIV Private Operating Foundations** (see instructions and Part VII-A, question 9)

**1a** If the foundation has received a ruling or determination letter that it is a private operating foundation, and the ruling is effective for 2019, enter the date of the ruling. . . . . 2003-08-01

**b** Check box to indicate whether the organization is a private operating foundation described in section  4942(j)(3) or  4942(j)(5)

|  | Tax year  |           |           |           | (e) Total |
|--|-----------|-----------|-----------|-----------|-----------|
|  | (a) 2019  | (b) 2018  | (c) 2017  | (d) 2016  |           |
| <b>2a</b> Enter the lesser of the adjusted net income from Part I or the minimum investment return from Part X for each year listed . . . . .                      | 212,377   | 13,749    | 0         | 0         | 226,126   |
| <b>b</b> 85% of line 2a . . . . .  | 180,520   | 11,687    | 0         | 0         | 192,207   |
| <b>c</b> Qualifying distributions from Part XII, line 4 for each year listed . . . . .   | 1,892,688 | 1,639,793 | 1,560,015 | 1,515,986 | 6,608,482 |
| <b>d</b> Amounts included in line 2c not used directly for active conduct of exempt activities . . . . .   | 0         | 0         | 0         | 0         | 0         |
| <b>e</b> Qualifying distributions made directly for active conduct of exempt activities. Subtract line 2d from line 2c . . . . .                                   | 1,892,688 | 1,639,793 | 1,560,015 | 1,515,986 | 6,608,482 |
| <b>3</b> Complete 3a, b, or c for the alternative test relied upon:  |           |           |           |           |           |
| <b>a</b> "Assets" alternative test—enter:  |           |           |           |           |           |
| <b>(1)</b> Value of all assets . . . . .   |           |           | 725,236   | 689,218   | 1,414,454 |
| <b>(2)</b> Value of assets qualifying under section 4942(j)(3)(B)(i) . . . . .   |           |           | 546,696   | 497,600   | 1,044,296 |
| <b>b</b> "Endowment" alternative test— enter 2/3 of minimum investment return shown in Part X, line 6 for each year listed. . . . .                                | 262,496   | 140,723   | 7,519     | 0         | 410,738   |
| <b>c</b> "Support" alternative test—enter:   |           |           |           |           |           |
| <b>(1)</b> Total support other than gross investment income (interest, dividends, rents, payments on securities loans (section 512(a)(5)), or royalties) . . . . . |           |           |           |           | 0         |
| <b>(2)</b> Support from general public and 5 or more exempt organizations as provided in section 4942(j)(3)(B)(iii). . . . .                                       |           |           |           |           | 0         |
| <b>(3)</b> Largest amount of support from an exempt organization . . . . .   |           |           |           |           | 0         |
| <b>(4)</b> Gross investment income . . . . .   |           |           |           |           | 0         |

**Part XV Supplementary Information (Complete this part only if the foundation had \$5,000 or more in assets at any time during the year—see instructions.)**

**1 Information Regarding Foundation Managers:**  
**a** List any managers of the foundation who have contributed more than 2% of the total contributions received by the foundation before the close of any tax year (but only if they have contributed more than \$5,000). (See section 507(d)(2).)

**b** List any managers of the foundation who own 10% or more of the stock of a corporation (or an equally large portion of the ownership of a partnership or other entity) of which the foundation has a 10% or greater interest.

**2 Information Regarding Contribution, Grant, Gift, Loan, Scholarship, etc., Programs:**

Check here  if the foundation only makes contributions to preselected charitable organizations and does not accept unsolicited requests for funds. If the foundation makes gifts, grants, etc. to individuals or organizations under other conditions, complete items 2a, b, c, and d. See instructions

**a** The name, address, and telephone number or email address of the person to whom applications should be addressed:

**b** The form in which applications should be submitted and information and materials they should include:

**c** Any submission deadlines:

**d** Any restrictions or limitations on awards, such as by geographical areas, charitable fields, kinds of institutions, or other factors:

**Part XV** **Supplementary Information** (continued)**3 Grants and Contributions Paid During the Year or Approved for Future Payment**

| Recipient                                   | If recipient is an individual, show any relationship to any foundation manager or substantial contributor | Foundation status of recipient | Purpose of grant or contribution | Amount |
|---|---|--------------------------------|----------------------------------|--------|
| Name and address (home or business)         |   |                                |                                  |        |
| <b>a</b> <i>Paid during the year</i>        |   |                                |                                  |        |
| <b>Total</b> . . . . .                      | <b>▶ 3a</b>   |                                |                                  | 0      |
| <b>b</b> <i>Approved for future payment</i> |   |                                |                                  |        |
| <b>Total</b> . . . . .                      | <b>▶ 3b</b>   |                                |                                  | 0      |



Information Regarding Transfers To and Transactions and Relationships With Noncharitable Exempt Organizations

Part XVII

1 Did the organization directly or indirectly engage in any of the following with any other organization described in section 501(c) (other than section 501(c)(3) organizations) or in section 527, relating to political organizations?
a Transfers from the reporting foundation to a noncharitable exempt organization of:
(1) Cash.
(2) Other assets.
b Other transactions:
(1) Sales of assets to a noncharitable exempt organization.
(2) Purchases of assets from a noncharitable exempt organization.
(3) Rental of facilities, equipment, or other assets.
(4) Reimbursement arrangements.
(5) Loans or loan guarantees.
(6) Performance of services or membership or fundraising solicitations.
c Sharing of facilities, equipment, mailing lists, other assets, or paid employees.
d If the answer to any of the above is "Yes," complete the following schedule. Column (b) should always show the fair market value of the goods, other assets, or services given by the reporting foundation.

Table with 4 columns: (a) Line No., (b) Amount involved, (c) Name of noncharitable exempt organization, (d) Description of transfers, transactions, and sharing arrangements

2a Is the foundation directly or indirectly affiliated with, or related to, one or more tax-exempt organizations described in section 501(c) (other than section 501(c)(3)) or in section 527?
b If "Yes," complete the following schedule.
(a) Name of organization, (b) Type of organization, (c) Description of relationship

Under penalties of perjury, I declare that I have examined this return, including accompanying schedules and statements, and to the best of my knowledge and belief, it is true, correct, and complete. Declaration of preparer (other than taxpayer) is based on all information of which preparer has any knowledge.
Sign Here
\*\*\*\*\* 2020-11-06 \*\*\*\*\*
Signature of officer or trustee Date Title

May the IRS discuss this return with the preparer shown below (see instr.) [X] Yes [ ] No

Paid Preparer Use Only
Print/Type preparer's name: JENNY TARKOWSKI CPA
Preparer's Signature
Date
Check if self-employed [ ]
PTIN: P00634290
Firm's name: WEGNER CPAS LLP
Firm's EIN: 39-0974031
Firm's address: 2921 LANDMARK PL STE 300 MADISON, WI 537134236
Phone no. (608) 274-4020

**Form 990PF Part VIII Line 1 - List all officers, directors, trustees, foundation managers and their compensation**

| <b>(a)</b> Name and address                                       | Title, and average hours per week<br><b>(b)</b> devoted to position | <b>(c)</b> Compensation (If not paid, enter -0-) | <b>(d)</b> Contributions to employee benefit plans and deferred compensation | Expense account,<br><b>(e)</b> other allowances |
|---|---|--|--|---|
| DAN SCHILLER<br>2480 W CHERRY ST<br>MILWAUKEE, WI 532051811       | EXECUTIVE DIRECTOR<br>40.00   | 115,460  | 3,609  | 0   |
| WILLIAM S KELLOGG<br>2480 W CHERRY ST<br>MILWAUKEE, WI 532051811  | PRESIDENT & TREASURER<br>1.00                                       | 0  | 0  | 0   |
| MADELAINE KELLOGG<br>2480 W CHERRY ST<br>MILWAUKEE, WA 532051811  | VICE PRESIDENT<br>1.00  | 0  | 0  | 0   |
| KURT KELLOGG<br>2480 W CHERRY ST<br>MILWAUKEE, WI 532051811       | VICE PRESIDENT<br>1.00  | 0  | 0  | 0   |
| PETER SOMMERHAUSER<br>2480 W CHERRY ST<br>MILWAUKEE, WI 532051811 | SECRETARY<br>1.00   | 0  | 0  | 0   |

**TY 2019 Accounting Fees Schedule****Name:** KELLOGG PROGRAMS INC**EIN:** 81-0587182

| <b>Category</b> | <b>Amount</b> | <b>Net Investment<br/>Income</b> | <b>Adjusted Net<br/>Income</b> | <b>Disbursements<br/>for Charitable<br/>Purposes</b> |
|-----------------|---------------|----------------------------------|--------------------------------|--|
| ACCOUNTING      | 6,267         | 2,507                            | 0                              | 3,760  |

Note: To capture the full content of this document, please select landscape mode (11" x 8.5") when printing.

## TY 2019 Depreciation Schedule

**Name:** KELLOGG PROGRAMS INC

**EIN:** 81-0587182

### Depreciation Schedule

| Description of Property       | Date Acquired | Cost or Other Basis | Prior Years' Depreciation | Computation Method | Rate / Life (# of years) | Current Year's Depreciation Expense | Net Investment Income | Adjusted Net Income | Cost of Goods Sold Not Included |
|-------------------------------|---------------|---------------------|---------------------------|--------------------|--------------------------|-------------------------------------|-----------------------|---------------------|---------------------------------|
| CAMP EQUIPMENT                |               | 289,673             | 177,367                   | SL                 | 0 %                      | 16,821                              | 0                     | 0                   |                                 |
| CAMP FACILITY AND MAINTENANCE |               | 66,870              | 22,439                    | SL                 | 0 %                      | 2,903                               | 0                     | 0                   |                                 |
| COMPUTER EQUIPMENT            |               | 30,046              | 19,738                    | SL                 | 0 %                      | 3,696                               | 0                     | 0                   |                                 |
| LAND IMPROVEMENTS             |               | 21,100              | 11,440                    | SL                 | 0 %                      | 1,407                               | 0                     | 0                   |                                 |
| LEASEHOLD IMPROVEMENTS        |               | 474,903             | 67,766                    | SL                 | 0 %                      | 13,318                              | 0                     | 0                   |                                 |
| OFFICE EQUIPMENT              |               | 41,794              | 22,337                    | SL                 | 0 %                      | 3,465                               | 0                     | 0                   |                                 |



Note: To capture the full content of this document, please select landscape mode (11" x 8.5") when printing.

## TY 2019 Gain/Loss from Sale of Other Assets Schedule

**Name:** KELLOGG PROGRAMS INC

**EIN:** 81-0587182

### Gain Loss Sale Other Assets Schedule

| Name               | Date Acquired | How Acquired | Date Sold | Purchaser Name | Gross Sales Price | Basis | Basis Method | Sales Expenses | Total (net) | Accumulated Depreciation |
|--------------------|---------------|--------------|-----------|----------------|-------------------|-------|--------------|----------------|-------------|--------------------------|
| EQUIPMENT DISPOSAL | 2018-06       | PURCHASED    | 2019-06   |                |                   | 558   |              | 0              | -498        | 60                       |

**TY 2019 Investments Corporate Stock Schedule****Name:** KELLOGG PROGRAMS INC**EIN:** 81-0587182

## Investments Corporation Stock Schedule

| <b>Name of Stock</b> | <b>End of Year Book Value</b> | <b>End of Year Fair Market Value</b> |
|----------------------|-------------------------------|--------------------------------------|
| CORPORATE STOCKS     | 5,977,450                     | 7,195,205                            |

**TY 2019 Land, Etc.  
Schedule****Name:** KELLOGG PROGRAMS INC**EIN:** 81-0587182

| <b>Category / Item</b>        | <b>Cost / Other Basis</b> | <b>Accumulated Depreciation</b> | <b>Book Value</b> | <b>End of Year Fair Market Value</b> |
|-------------------------------|---------------------------|---------------------------------|-------------------|--------------------------------------|
| CAMP EQUIPMENT                | 289,673                   | 194,188                         | 95,485            | 95,485                               |
| CAMP FACILITY AND MAINTENANCE | 66,870                    | 25,342                          | 41,528            | 41,528                               |
| COMPUTER EQUIPMENT            | 30,046                    | 23,434                          | 6,612             | 6,612                                |
| LAND IMPROVEMENTS             | 21,100                    | 12,847                          | 8,253             | 8,253                                |
| LEASEHOLD IMPROVEMENTS        | 474,903                   | 81,084                          | 393,819           | 393,819                              |
| OFFICE EQUIPMENT              | 41,794                    | 25,802                          | 15,992            | 15,992                               |

**TY 2019 Legal Fees Schedule****Name:** KELLOGG PROGRAMS INC**EIN:** 81-0587182

| <b>Category</b> | <b>Amount</b> | <b>Net Investment<br/>Income</b> | <b>Adjusted Net<br/>Income</b> | <b>Disbursements<br/>for Charitable<br/>Purposes</b> |
|-----------------|---------------|----------------------------------|--------------------------------|--|
| LEGAL           | 14,868        | 0                                | 0                              | 14,868   |

**TY 2019 Other Decreases Schedule****Name:** KELLOGG PROGRAMS INC**EIN:** 81-0587182

| <b>Description</b>      | <b>Amount</b> |
|-------------------------|---------------|
| PRIOR PERIOD ADJUSTMENT | 4,000         |

**TY 2019 Other Expenses Schedule****Name:** KELLOGG PROGRAMS INC**EIN:** 81-0587182**Other Expenses Schedule**

| Description                                    | Revenue and Expenses per Books | Net Investment Income | Adjusted Net Income | Disbursements for Charitable Purposes |
|--|--------------------------------|-----------------------|---------------------|---------------------------------------|
| OFFICE EXPENSES                                | 19,147                         | 0                     | 0                   | 19,147                                |
| SUPPLIES                                       | 29,512                         | 0                     | 0                   | 29,512                                |
| EQUIPMENT                                      | 26,087                         | 0                     | 0                   | 26,087                                |
| MARKETING                                      | 4,647                          | 0                     | 0                   | 4,647                                 |
| INSURANCE                                      | 38,153                         | 0                     | 0                   | 38,153                                |
| SUMMER PROGRAMS                                | 203,708                        | 0                     | 0                   | 203,708                               |
| INFORMATION TECHNOLOGY                         | 30,305                         | 0                     | 0                   | 30,305                                |
| STAFF DEVELOPMENT                              | 17,227                         | 0                     | 0                   | 17,227                                |
| MISCELLANEOUS EXPENSE                          | 32,713                         | 0                     | 0                   | 32,713                                |
| LONG-TERM LOSS FROM TRADE OR BUSINESS PROPERTY |                                |                       | -498                |                                       |

**TY 2019 Other Liabilities Schedule****Name:** KELLOGG PROGRAMS INC**EIN:** 81-0587182

| <b>Description</b>    | <b>Beginning of Year<br/>- Book Value</b> | <b>End of Year -<br/>Book Value</b> |
|-----------------------|---|-------------------------------------|
| FUNDS HELD FOR OTHERS | 7,803                                     | 3,553                               |

**TY 2019 Other Professional Fees Schedule****Name:** KELLOGG PROGRAMS INC**EIN:** 81-0587182

| <b>Category</b>         | <b>Amount</b> | <b>Net Investment<br/>Income</b> | <b>Adjusted Net<br/>Income</b> | <b>Disbursements<br/>for Charitable<br/>Purposes</b> |
|-------------------------|---------------|----------------------------------|--------------------------------|--|
| FINANCIAL CONSULTING    | 12,763        | 0                                | 0                              | 12,763   |
| OTHER PROFESSIONAL FEES | 29,706        | 0                                | 0                              | 29,706   |
| INVESTMENT MANAGEMENT   | 22,530        | 22,530                           | 0                              | 0  |



**TY 2019 Substantial Contributors  
Schedule****Name:** KELLOGG PROGRAMS INC**EIN:** 81-0587182**Name****Address**

THE KELLOGG FAMILY FOUNDATION INC

833 E MICHIGAN ST STE 1800  
MILWAUKEE, WI 532025621

**TY 2019 Taxes Schedule****Name:** KELLOGG PROGRAMS INC**EIN:** 81-0587182

| <b>Category</b> | <b>Amount</b> | <b>Net Investment<br/>Income</b> | <b>Adjusted Net<br/>Income</b> | <b>Disbursements<br/>for Charitable<br/>Purposes</b> |
|-----------------|---------------|----------------------------------|--------------------------------|--|
| PAYROLL TAXES   | 79,730        | 0                                | 0                              | 79,730   |