

Form 990-T

Exempt Organization Business Income Tax Return (and proxy tax under section 6033(e))

OMB No 1545-0887

2018

For calendar year 2018 or other tax year beginning JUL 1, 2018, and ending JUN 30, 2019

Go to www.irs.gov/Form990T for instructions and the latest information. Do not enter SSN numbers on this form as it may be made public if your organization is a 501(c)(3)

Open to Public Inspection for 501(c)(3) Organizations Only

Department of the Treasury Internal Revenue Service

Form header section including: A Check box if address changed; B Exempt under section 501(c)(03); C Book value of all assets at end of year 325,952,959; D Employer identification number 53-0218495; E Unrelated business activity code 541800; F Group exemption number; G Check organization type 501(c) corporation.

H Enter the number of the organization's unrelated trades or businesses. 1 Describe the only (or first) unrelated trade or business here: INVESTMENT IN PASS-THROUGH ENTITY

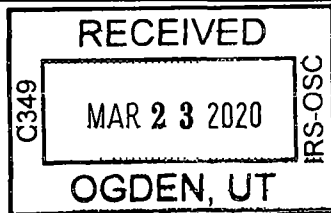
I During the tax year, was the corporation a subsidiary in an affiliated group or a parent-subsidiary controlled group? No

J The books are in care of THE ORGANIZATION Telephone number 202-862-5800

Table with 4 columns: Part I Unrelated Trade or Business Income, (A) Income, (B) Expenses, (C) Net. Rows include Gross receipts or sales, Cost of goods sold, Capital gain net income, etc. Total income 38,543.

Part II Deductions Not Taken Elsewhere (See instructions for limitations on deductions) (Except for contributions, deductions must be directly connected with the unrelated business income)

Table with 4 columns: Line number, Description, Amount, Total. Rows include Compensation of officers, directors, and trustees; Salaries and wages; Repairs and maintenance; Bad debts; Interest; Taxes and licenses; Charitable contributions; Depreciation; Depletion; Contributions to deferred compensation plans; Employee benefit programs; Excess exempt expenses; Excess readership costs; Other deductions; Total deductions; Unrelated business taxable income before net operating loss deduction; Deduction for net operating loss; Unrelated business taxable income.



SEE STATEMENT 1 28 29 31

SCANNED 8 2020

Part III Total Unrelated Business Taxable Income

33	Total of unrelated business taxable income computed from all unrelated trades or businesses (see instructions)	33	32,794.
34	Amounts paid for disallowed fringes	34	
35	Deduction for net operating loss arising in tax years beginning before January 1, 2018 (see instructions)	35	
36	Total of unrelated business taxable income before specific deduction Subtract line 35 from the sum of lines 33 and 34	36	32,794.
37	Specific deduction (Generally \$1,000, but see line 37 instructions for exceptions)	37	1,000.
38	Unrelated business taxable income Subtract line 37 from line 36 If line 37 is greater than line 36, enter the smaller of zero or line 36	38	31,794.

Part IV Tax Computation

39	Organizations Taxable as Corporations Multiply line 38 by 21% (0.21)	39	6,677.
40	Trusts Taxable at Trust Rates See instructions for tax computation. Income tax on the amount on line 38 from: <input type="checkbox"/> Tax rate schedule or <input type="checkbox"/> Schedule D (Form 1041)	40	
41	Proxy tax See instructions	41	
42	Alternative minimum tax (trusts only)	42	
43	Tax on Noncompliant Facility Income See instructions	43	
44	Total. Add lines 41, 42, and 43 to line 39 or 40, whichever applies	44	6,677.

Part V Tax and Payments


45a	Foreign tax credit (corporations attach Form 1118, trusts attach Form 1116)	45a	
b	Other credits (see instructions)	45b	
c	General business credit Attach Form 3800	45c	
d	Credit for prior year minimum tax (attach Form 8801 or 8827)	45d	
e	Total credits Add lines 45a through 45d	45e	
46	Subtract line 45e from line 44	46	6,677.
47	Other taxes Check if from <input type="checkbox"/> Form 4255 <input type="checkbox"/> Form 8611 <input type="checkbox"/> Form 8697 <input type="checkbox"/> Form 8866 <input type="checkbox"/> Other (attach schedule)	47	
48	Total tax Add lines 46 and 47 (see instructions)	48	6,677.
49	2018 net 965 tax liability paid from Form 965-A or Form 965-B, Part II, column (k), line 2	49	0.
50a	Payments: A 2017 overpayment credited to 2018	50a	
b	2018 estimated tax payments	50b	27,640.
c	Tax deposited with Form 8868	50c	17,266.
d	Foreign organizations: Tax paid or withheld at source (see instructions)	50d	
e	Backup withholding (see instructions)	50e	
f	Credit for small employer health insurance premiums (attach Form 8941)	50f	
g	Other credits, adjustments, and payments <input type="checkbox"/> Form 2439 <input type="checkbox"/> Form 4136 <input type="checkbox"/> Other Total	50g	
51	Total payments. Add lines 50a through 50g	51	44,906.
52	Estimated tax penalty (see instructions). Check if Form 2220 is attached <input type="checkbox"/>	52	
53	Tax due. If line 51 is less than the total of lines 48, 49, and 52, enter amount owed	53	
54	Overpayment If line 51 is larger than the total of lines 48, 49, and 52, enter amount overpaid	54	38,229.
55	Enter the amount of line 54 you want: Credited to 2019 estimated tax 6,680. Refunded	55	31,549.

Part VI Statements Regarding Certain Activities and Other Information (see instructions)


56	At any time during the 2018 calendar year, did the organization have an interest in or a signature or other authority over a financial account (bank, securities, or other) in a foreign country? If "Yes," the organization may have to file FinCEN Form 114, Report of Foreign Bank and Financial Accounts If "Yes," enter the name of the foreign country here	Yes	No
57	During the tax year, did the organization receive a distribution from, or was it the grantor of, or transferor to, a foreign trust? If "Yes," see instructions for other forms the organization may have to file		X
58	Enter the amount of tax-exempt interest received or accrued during the tax year \$		

Sign Here

Under penalties of perjury, I declare that I have examined this return, including accompanying schedules and statements, and to the best of my knowledge and belief, it is true, correct, and complete. Declaration of preparer (other than taxpayer) is based on all information of which preparer has any knowledge.

Signature of officer:  Date: 2/18/2020 Title: CFO & TREASURER

May the IRS discuss this return with the preparer shown below (see instructions)? Yes No

Paid Preparer Use Only	Print/Type preparer's name	Preparer's signature	Date	Check <input type="checkbox"/> if self-employed	PTIN
	MATTHEW DUVALL, CPA		02/07/20		P01324790
	Firm's name	Firm's EIN		Firm's address	
	E. COHEN AND COMPANY, CPAS	52-1754364		ONE RESEARCH COURT, SUITE 400	
	ROCKVILLE, MD 20850		Phone no 301-691-3600		

Schedule A - Cost of Goods Sold. Enter method of inventory valuation ► **N/A**

1	Inventory at beginning of year	1		6	Inventory at end of year	6			
2	Purchases	2		7	Cost of goods sold Subtract line 6 from line 5. Enter here and in Part I, line 2	7			
3	Cost of labor	3		8	Do the rules of section 263A (with respect to property produced or acquired for resale) apply to the organization?			Yes	No
4a	Additional section 263A costs (attach schedule)	4a							
b	Other costs (attach schedule)	4b							
5	Total Add lines 1 through 4b	5							

Schedule C - Rent Income (From Real Property and Personal Property Leased With Real Property)

(see instructions)

1 Description of property		
(1)		
(2)		
(3)		
(4)		
2 Rent received or accrued		3(a) Deductions directly connected with the income in columns 2(a) and 2(b) (attach schedule)
(a) From personal property (if the percentage of rent for personal property is more than 10% but not more than 50%)	(b) From real and personal property (if the percentage of rent for personal property exceeds 50% or if the rent is based on profit or income)	
(1)		
(2)		
(3)		
(4)		
Total	0.	Total 0.
(c) Total income Add totals of columns 2(a) and 2(b). Enter here and on page 1, Part I, line 6, column (A)		(b) Total deductions. Enter here and on page 1, Part I, line 8, column (B)
0.		0.

Schedule E - Unrelated Debt-Financed Income (see instructions)

1 Description of debt-financed property		2 Gross income from or allocable to debt-financed property	3 Deductions directly connected with or allocable to debt-financed property	
			(a) Straight line depreciation (attach schedule)	(b) Other deductions (attach schedule)
(1) INVESTMENT INCOME FROM				
(2) PASS-THROUGH ENTITY K-1		158.		
(3)				
(4)				
4 Amount of average acquisition debt on or allocable to debt-financed property (attach schedule)	5 Average adjusted basis of or allocable to debt-financed property (attach schedule)	6 Column 4 divided by column 5	7 Gross income reportable (column 2 x column 6)	8 Allocable deductions (column 6 x total of columns 3(a) and 3(b))
STATEMENT 2	STATEMENT 3			
(1)		%		
(2)	158.	158.	100.00%	158.
(3)		%		
(4)		%		
Totals			Enter here and on page 1, Part I, line 7, column (A)	Enter here and on page 1, Part I, line 7, column (B)
Total dividends-received deductions included in column 8			158.	0.
				0.

Schedule F - Interest, Annuities, Royalties, and Rents From Controlled Organizations (see instructions)

1. Name of controlled organization	2. Employer identification number	Exempt Controlled Organizations			
		3. Net unrelated income (loss) (see instructions)	4. Total of specified payments made	5. Part of column 4 that is included in the controlling organization's gross income	6. Deductions directly connected with income in column 5
(1)					
(2)					
(3)					
(4)					
Nonexempt Controlled Organizations					
7. Taxable income	8. Net unrelated income (loss) (see instructions)	9. Total of specified payments made	10. Part of column 9 that is included in the controlling organization's gross income	11. Deductions directly connected with income in column 10	
(1)					
(2)					
(3)					
(4)					
Totals			Add columns 5 and 10 Enter here and on page 1, Part I, line 8, column (A)	Add columns 6 and 11 Enter here and on page 1, Part I, line 8, column (B)	
			0.	0.	

Schedule G - Investment Income of a Section 501(c)(7), (9), or (17) Organization (see instructions)

1. Description of income	2. Amount of income	3. Deductions directly connected (attach schedule)	4. Set-asides (attach schedule)	5. Total deductions and set-asides (col 3 plus col 4)
(1)				
(2)				
(3)				
(4)				
Totals		Enter here and on page 1, Part I, line 9, column (A)		Enter here and on page 1, Part I, line 9, column (B)
		0.		0.

Schedule I - Exploited Exempt Activity Income, Other Than Advertising Income (see instructions)

1. Description of exploited activity	2. Gross unrelated business income from trade or business	3. Expenses directly connected with production of unrelated business income	4. Net income (loss) from unrelated trade or business (column 2 minus column 3) If a gain, compute cols 5 through 7	5. Gross income from activity that is not unrelated business income	6. Expenses attributable to column 5	7. Excess exempt expenses (column 6 minus column 5, but not more than column 4)
(1)						
(2)						
(3)						
(4)						
Totals		Enter here and on page 1, Part I, line 10, col (A)	Enter here and on page 1, Part I, line 10, col (B)			Enter here and on page 1, Part II, line 26
		0.	0.			0.

Schedule J - Advertising Income (see instructions)

Part I Income From Periodicals Reported on a Consolidated Basis

1. Name of periodical	2. Gross advertising income	3. Direct advertising costs	4. Advertising gain or (loss) (col 2 minus col 3) If a gain, compute cols 5 through 7	5. Circulation income	6. Readership costs	7. Excess readership costs (column 6 minus column 5, but not more than column 4)
(1)						
(2)						
(3)						
(4)						
Totals (carry to Part II, line (5))		0.	0.			0.

Part II: Income From Periodicals Reported on a Separate Basis (For each periodical listed in Part II, fill in columns 2 through 7 on a line-by-line basis)

1 Name of periodical	2. Gross advertising income	3. Direct advertising costs	4 Advertising gain or (loss) (col 2 minus col 3) If a gain, compute cols 5 through 7	5. Circulation income	6 Readership costs	7 Excess readership costs (column 6 minus column 5, but not more than column 4)
(1)						
(2)						
(3)						
(4)						
Totals from Part I	0.	0.				0.
Totals, Part II (lines 1-5)	0. <small>Enter here and on page 1, Part I, line 11, col (A)</small>	0. <small>Enter here and on page 1, Part I, line 11, col (B)</small>				0. <small>Enter here and on page 1, Part II, line 27</small>

Schedule K - Compensation of Officers, Directors, and Trustees (see instructions)

1 Name	2 Title	3 Percent of time devoted to business	4 Compensation attributable to unrelated business
(1)		%	
(2)		%	
(3)		%	
(4)		%	
Total Enter here and on page 1, Part II, line 14			0.

FORM 990-T	OTHER DEDUCTIONS	STATEMENT	1
DESCRIPTION		AMOUNT	
TAX PREP FEES		2,800.	
TOTAL TO FORM 990-T, PAGE 1, LINE 28		2,800.	

FORM 990-T	AVERAGE ACQUISITION DEBT ON OR ALLOCABLE TO DEBT-FINANCED PROPERTY	STATEMENT	2
DESCRIPTION	ACTIVITY NUMBER	AMOUNT	TOTAL
INVESTMENT INCOME FROM PASS-THROUGH ENTITY K-1		158.	
- SUBTOTAL -	1		158.
TOTAL OF FORM 990-T, SCHEDULE E, COLUMN 4			158.

FORM 990-T

AVERAGE ADJUSTED BASIS OF OR
ALLOCABLE TO DEBT-FINANCED PROPERTY

STATEMENT 3

DESCRIPTION	ACTIVITY NUMBER	AMOUNT	TOTAL
INVESTMENT INCOME FROM PASS-THROUGH ENTITY K-1		158.	
- SUBTOTAL -	1		158.
TOTAL OF FORM 990-T, SCHEDULE E, COLUMN 5			158.

Capital Gains and Losses

▶ Attach to Form 1120, 1120-C, 1120-F, 1120-FSC, 1120-H, 1120-IC-DISC, 1120-L, 1120-ND, 1120-PC, 1120-POL, 1120-REIT, 1120-RIC, 1120-SF, or certain Forms 990-T.
▶ Go to www.irs.gov/Form1120 for instructions and the latest information

2018

Name **AMERICAN ENTERPRISE INSTITUTE FOR PUBLIC POLICY RESEARCH** Employer identification number **53-0218495**

Part I Short-Term Capital Gains and Losses (See instructions.)				
See instructions for how to figure the amounts to enter on the lines below This form may be easier to complete if you round off cents to whole dollars.	(d) Proceeds (sales price)	(e) Cost (or other basis)	(g) Adjustments to gain or loss from Form(s) 8949, Part I, line 2, column (g)	(h) Gain or (loss) Subtract column (e) from column (d) and combine the result with column (g)
1a Totals for all short-term transactions reported on Form 1099-B for which basis was reported to the IRS and for which you have no adjustments (see instructions). However, if you choose to report all these transactions on Form 8949, leave this line blank and go to line 1b				
1b Totals for all transactions reported on Form(s) 8949 with Box A checked				
2 Totals for all transactions reported on Form(s) 8949 with Box B checked				44,545.
3 Totals for all transactions reported on Form(s) 8949 with Box C checked				
4 Short-term capital gain from installment sales from Form 6252, line 26 or 37				4
5 Short-term capital gain or (loss) from like-kind exchanges from Form 8824				5
6 Unused capital loss carryover (attach computation)				6 ()
7 Net short-term capital gain or (loss) Combine lines 1a through 6 in column h				7 44,545.

Part II Long-Term Capital Gains and Losses (See instructions.)				
See instructions for how to figure the amounts to enter on the lines below This form may be easier to complete if you round off cents to whole dollars	(d) Proceeds (sales price)	(e) Cost (or other basis)	(g) Adjustments to gain or loss from Form(s) 8949, Part II, line 2, column (g)	(h) Gain or (loss) Subtract column (e) from column (d) and combine the result with column (g)
8a Totals for all long-term transactions reported on Form 1099-B for which basis was reported to the IRS and for which you have no adjustments (see instructions) However, if you choose to report all these transactions on Form 8949, leave this line blank and go to line 8b				
8b Totals for all transactions reported on Form(s) 8949 with Box D checked				
9 Totals for all transactions reported on Form(s) 8949 with Box E checked				-6,160.
10 Totals for all transactions reported on Form(s) 8949 with Box F checked				
11 Enter gain from Form 4797, line 7 or 9				11
12 Long-term capital gain from installment sales from Form 6252, line 26 or 37				12
13 Long-term capital gain or (loss) from like-kind exchanges from Form 8824				13
14 Capital gain distributions				14
15 Net long-term capital gain or (loss) Combine lines 8a through 14 in column h				15 -6,160.

Part III Summary of Parts I and II				
16 Enter excess of net short-term capital gain (line 7) over net long-term capital loss (line 15)				16 38,385.
17 Net capital gain. Enter excess of net long-term capital gain (line 15) over net short-term capital loss (line 7)				17
18 Add lines 16 and 17. Enter here and on Form 1120, page 1, line 8, or the proper line on other returns				18 38,385.

Note: If losses exceed gains, see **Capital losses** in the instructions

Sales and Other Dispositions of Capital Assets

2018

Attachment
 Sequence No **12A**

▶ Go to www.irs.gov/Form8949 for instructions and the latest information.
 ▶ File with your Schedule D to list your transactions for lines 1b, 2, 3, 8b, 9, and 10 of Schedule D.

Name(s) shown on return
AMERICAN ENTERPRISE INSTITUTE FOR PUBLIC POLICY RESEARCH

Social security number or taxpayer identification no.
53-0218495

Before you check Box A, B, or C below, see whether you received any Form(s) 1099-B or substitute statement(s) from your broker. A substitute statement will have the same information as Form 1099-B. Either will show whether your basis (usually your cost) was reported to the IRS by your broker and may even tell you which box to check.

Part I Short-Term. Transactions involving capital assets you held 1 year or less are generally short term (see instructions). For long-term transactions, see page 2.
Note: You may aggregate all short-term transactions reported on Form(s) 1099-B showing basis was reported to the IRS and for which no adjustments or codes are required. Enter the totals directly on Schedule D, line 1a, you aren't required to report these transactions on Form 8949 (see instructions).

You must check Box A, B, or C below. Check only one box. If more than one box applies for your short-term transactions, complete a separate Form 8949, page 1, for each applicable box. If you have more short-term transactions than will fit on this page for one or more of the boxes, complete as many forms with the same box checked as you need.

- (A) Short-term transactions reported on Form(s) 1099-B showing basis was reported to the IRS (see Note above)
- (B) Short-term transactions reported on Form(s) 1099-B showing basis wasn't reported to the IRS
- (C) Short-term transactions not reported to you on Form 1099-B

1	(a) Description of property (Example 100 sh XYZ Co)	(b) Date acquired (Mo, day, yr)	(c) Date sold or disposed of (Mo, day, yr)	(d) Proceeds (sales price)	(e) Cost or other basis. See the Note below and see Column (e) in the instructions	Adjustment, if any, to gain or loss. If you enter an amount in column (g), enter a code in column (f). See instructions.		(h) Gain or (loss). Subtract column (e) from column (d) & combine the result with column (g)
						(f) Code(s)	(g) Amount of adjustment	
	VALUE ACT CAPITAL K-1 ST	VARIOUS	VARIOUS					44,545.
2 Totals. Add the amounts in columns (d), (e), (g), and (h) (subtract negative amounts). Enter each total here and include on your Schedule D, line 1b (if Box A above is checked), line 2 (if Box B above is checked), or line 3 (if Box C above is checked) ▶								44,545.

Note: If you checked Box A above but the basis reported to the IRS was incorrect, enter in column (e) the basis as reported to the IRS, and enter an adjustment in column (g) to correct the basis. See Column (g) in the separate instructions for how to figure the amount of the adjustment.

Name(s) shown on return Name and SSN or taxpayer identification no not required if shown on page 1

Social security number or taxpayer identification no.

AMERICAN ENTERPRISE INSTITUTE FOR PUBLIC POLICY RESEARCH

53-0218495

Before you check Box D, E, or F below, see whether you received any Form(s) 1099-B or substitute statement(s) from your broker. A substitute statement will have the same information as Form 1099-B. Either will show whether your basis (usually your cost) was reported to the IRS by your broker and may even tell you which box to check.

Part II Long-Term. Transactions involving capital assets you held more than 1 year are generally long-term (see instructions). For short-term transactions, see page 1.

Note You may aggregate all long-term transactions reported on Form(s) 1099-B showing basis was reported to the IRS and for which no adjustments or codes are required. Enter the totals directly on Schedule D, line 8a, you aren't required to report these transactions on Form 8949 (see instructions).

You must check Box D, E, or F below. Check only one box. If more than one box applies for your long-term transactions, complete a separate Form 8949, page 2, for each applicable box. If you have more long-term transactions than will fit on this page for one or more of the boxes, complete as many forms with the same box checked as you need.

(D) Long-term transactions reported on Form(s) 1099-B showing basis was reported to the IRS (see Note above)

(E) Long-term transactions reported on Form(s) 1099-B showing basis wasn't reported to the IRS

(F) Long-term transactions not reported to you on Form 1099-B

1	(a) Description of property (Example 100 sh XYZ Co)	(b) Date acquired (Mo, day, yr)	(c) Date sold or disposed of (Mo, day, yr)	(d) Proceeds (sales price)	(e) Cost or other basis. See the Note below and see Column (e) in the instructions	Adjustment, if any, to gain or loss. If you enter an amount in column (g), enter a code in column (f). See instructions.		(h) Gain or (loss). Subtract column (e) from column (d) & combine the result with column (g)
						(f) Code(s)	(g) Amount of adjustment	
	VALUT ACT CAPITAL K-1 LT	VARIOUS	VARIOUS					<6,160.>
<p>2 Totals. Add the amounts in columns (d), (e), (g), and (h) (subtract negative amounts). Enter each total here and include on your Schedule D, line 8b (if Box D above is checked), line 9 (if Box E above is checked), or line 10 (if Box F above is checked) ▶</p>								<6,160.>

Note: If you checked Box D above but the basis reported to the IRS was incorrect, enter in column (e) the basis as reported to the IRS, and enter an adjustment in column (g) to correct the basis. See Column (g) in the separate instructions for how to figure the amount of the adjustment.