







For calendar year 2019, or tax year beginning 01-01-2019, and ending 12-31-2019

Name of foundation GIA MAIONE PRIMA FOUNDATION C/O ANTHONY J SYLVESTER		A Employer identification number 45-2504060	
Number and street (or P.O. box number if mail is not delivered to street address) 210 PARK AVENUE 2ND FLOOR		Room/suite	B Telephone number (see instructions) (973) 302-9700
City or town, state or province, country, and ZIP or foreign postal code FLORHAM PARK, NJ 07932		C If exemption application is pending, check here ▶ <input type="checkbox"/>	
G Check all that apply: <input type="checkbox"/> Initial return <input type="checkbox"/> Final return <input type="checkbox"/> Address change <input type="checkbox"/> Initial return of a former public charity <input type="checkbox"/> Amended return <input type="checkbox"/> Name change		D 1. Foreign organizations, check here..... ▶ <input type="checkbox"/> 2. Foreign organizations meeting the 85% test, check here and attach computation ... ▶ <input type="checkbox"/>	
H Check type of organization: <input checked="" type="checkbox"/> Section 501(c)(3) exempt private foundation <input type="checkbox"/> Section 4947(a)(1) nonexempt charitable trust <input type="checkbox"/> Other taxable private foundation		E If private foundation status was terminated under section 507(b)(1)(A), check here ▶ <input type="checkbox"/>	
I Fair market value of all assets at end of year (from Part II, col. (c), line 16) ▶ \$ 7,693,616		F If the foundation is in a 60-month termination under section 507(b)(1)(B), check here ▶ <input type="checkbox"/>	
J Accounting method: <input checked="" type="checkbox"/> Cash <input type="checkbox"/> Accrual <input type="checkbox"/> Other (specify) _____ (Part I, column (d) must be on cash basis.)			

Part I Analysis of Revenue and Expenses (The total of amounts in columns (b), (c), and (d) may not necessarily equal the amounts in column (a) (see instructions).)		(a) Revenue and expenses per books	(b) Net investment income	(c) Adjusted net income	(d) Disbursements for charitable purposes (cash basis only)
Revenue	1 Contributions, gifts, grants, etc., received (attach schedule)				
	2 Check <input checked="" type="checkbox"/> if the foundation is not required to attach Sch. B				
	3 Interest on savings and temporary cash investments	252	252		
	4 Dividends and interest from securities	108,654	108,654		
	5a Gross rents				
	b Net rental income or (loss) _____				
	6a Net gain or (loss) from sale of assets not on line 10 _____	-51,141			
	b Gross sales price for all assets on line 6a _____				
		1,109,810			
	7 Capital gain net income (from Part IV, line 2)		0		
	8 Net short-term capital gain				
	9 Income modifications				
Operating and Administrative Expenses	10a Gross sales less returns and allowances _____				
	b Less: Cost of goods sold				
	c Gross profit or (loss) (attach schedule)				
	11 Other income (attach schedule)	 720,731	720,731		
	12 Total. Add lines 1 through 11	778,496	829,637		
	13 Compensation of officers, directors, trustees, etc.	0	0		0
	14 Other employee salaries and wages				
	15 Pension plans, employee benefits				
	16a Legal fees (attach schedule)	 139,434	11,790		127,644
	b Accounting fees (attach schedule)	 5,250	0		5,250
	c Other professional fees (attach schedule)	 33,417	32,913		504
	17 Interest				
	18 Taxes (attach schedule) (see instructions)	 12,000	0		0
	19 Depreciation (attach schedule) and depletion				
	20 Occupancy				
	21 Travel, conferences, and meetings				
	22 Printing and publications	1,086	0		1,086
	23 Other expenses (attach schedule)	 15,360	1,305		14,055
	24 Total operating and administrative expenses. Add lines 13 through 23	206,547	46,008		148,539
	25 Contributions, gifts, grants paid	441,211			441,211
	26 Total expenses and disbursements. Add lines 24 and 25 _____	647,758	46,008		589,750
	27 Subtract line 26 from line 12:				
	a Excess of revenue over expenses and disbursements _____	130,738			
	b Net investment income (if negative, enter -0-) _____		783,629		
	c Adjusted net income (if negative, enter -0-)				

Part II Balance Sheets		Attached schedules and amounts in the description column should be for end-of-year amounts only. (See instructions.)		
		Beginning of year	End of year	
		(a) Book Value	(b) Book Value	(c) Fair Market Value
Assets	1 Cash—non-interest-bearing	94,777		
	2 Savings and temporary cash investments	291,151	582,432	582,432
	3 Accounts receivable ▶ _____ Less: allowance for doubtful accounts ▶ _____			
	4 Pledges receivable ▶ _____ Less: allowance for doubtful accounts ▶ _____			
	5 Grants receivable			
	6 Receivables due from officers, directors, trustees, and other disqualified persons (attach schedule) (see instructions)			
	7 Other notes and loans receivable (attach schedule) ▶ _____ Less: allowance for doubtful accounts ▶ _____			
	8 Inventories for sale or use			
	9 Prepaid expenses and deferred charges			
	10a Investments—U.S. and state government obligations (attach schedule)			
	b Investments—corporate stock (attach schedule)	1,427,435	1,478,654	1,736,497
	c Investments—corporate bonds (attach schedule)	379,362	411,273	432,261
	11 Investments—land, buildings, and equipment: basis ▶ _____ Less: accumulated depreciation (attach schedule) ▶ _____			
	12 Investments—mortgage loans			
	13 Investments—other (attach schedule)	2,000,899	1,884,003	1,942,426
	14 Land, buildings, and equipment: basis ▶ _____ Less: accumulated depreciation (attach schedule) ▶ _____			
15 Other assets (describe ▶ _____)	3,000,000	3,000,000	3,000,000	
16 Total assets (to be completed by all filers—see the instructions. Also, see page 1, item I)	7,193,624	7,356,362	7,693,616	
Liabilities	17 Accounts payable and accrued expenses			
	18 Grants payable			
	19 Deferred revenue			
	20 Loans from officers, directors, trustees, and other disqualified persons			
	21 Mortgages and other notes payable (attach schedule)			
	22 Other liabilities (describe ▶ _____)			
	23 Total liabilities (add lines 17 through 22)	0	0	
Net Assets or Fund Balances	Foundations that follow FASB ASC 958, check here ▶ <input checked="" type="checkbox"/> and complete lines 24, 25, 29 and 30.			
	24 Net assets without donor restrictions	7,193,624	7,356,362	
	25 Net assets with donor restrictions			
	Foundations that do not follow FASB ASC 958, check here ▶ <input type="checkbox"/> and complete lines 26 through 30.			
	26 Capital stock, trust principal, or current funds			
	27 Paid-in or capital surplus, or land, bldg., and equipment fund			
	28 Retained earnings, accumulated income, endowment, or other funds			
	29 Total net assets or fund balances (see instructions)	7,193,624	7,356,362	
30 Total liabilities and net assets/fund balances (see instructions) .	7,193,624	7,356,362		

Part III Analysis of Changes in Net Assets or Fund Balances

1 Total net assets or fund balances at beginning of year—Part II, column (a), line 29 (must agree with end-of-year figure reported on prior year's return)	1	7,193,624
2 Enter amount from Part I, line 27a	2	130,738
3 Other increases not included in line 2 (itemize) ▶ _____	3	32,000
4 Add lines 1, 2, and 3	4	7,356,362
5 Decreases not included in line 2 (itemize) ▶ _____	5	0
6 Total net assets or fund balances at end of year (line 4 minus line 5)—Part II, column (b), line 29 .	6	7,356,362

Part IV Capital Gains and Losses for Tax on Investment Income

(a) List and describe the kind(s) of property sold (e.g., real estate, 2-story brick warehouse; or common stock, 200 shs. MLC Co.)	(b) How acquired P—Purchase D—Donation	(c) Date acquired (mo., day, yr.)	(d) Date sold (mo., day, yr.)
1 a SALE OF DONATED JEWELRY	D	2017-11-07	2019-04-23
b SALE OF PUBLICLY TRADED SECURITIES	D		
c SALE OF PUBLICLY TRADED SECURITIES	P		
d			
e			

(e) Gross sales price	(f) Depreciation allowed (or allowable)	(g) Cost or other basis plus expense of sale	(h) Gain or (loss) (e) plus (f) minus (g)
a 17,000		32,000	-15,000
b 489,572		494,800	-5,228
c 603,238		634,151	-30,913
d			
e			

Complete only for assets showing gain in column (h) and owned by the foundation on 12/31/69

(i) F.M.V. as of 12/31/69	(j) Adjusted basis as of 12/31/69	(k) Excess of col. (i) over col. (j), if any	(l) Gains (Col. (h) gain minus col. (k), but not less than -0-) or Losses (from col.(h))
a			-15,000
b			-5,228
c			-30,913
d			
e			

2 Capital gain net income or (net capital loss)	{ If gain, also enter in Part I, line 7 If (loss), enter -0- in Part I, line 7 }	2	-51,141
3 Net short-term capital gain or (loss) as defined in sections 1222(5) and (6): If gain, also enter in Part I, line 8, column (c) (see instructions). If (loss), enter -0- in Part I, line 8		3	

Part V Qualification Under Section 4940(e) for Reduced Tax on Net Investment Income

(For optional use by domestic private foundations subject to the section 4940(a) tax on net investment income.)

If section 4940(d)(2) applies, leave this part blank.

Was the foundation liable for the section 4942 tax on the distributable amount of any year in the base period?

☐ Yes ☒ No

If "Yes," the foundation does not qualify under section 4940(e). Do not complete this part.

1 Enter the appropriate amount in each column for each year; see instructions before making any entries.

(a) Base period years Calendar year (or tax year beginning in)	(b) Adjusted qualifying distributions	(c) Net value of noncharitable-use assets	(d) Distribution ratio (col. (b) divided by col. (c))
2018	430,737	6,987,888	0.061641
2017	239,739	3,835,898	0.062499
2016	230,049	43,726	5.261149
2015	181,258	73,091	2.479895
2014	27,438	99,452	0.275892

2 Total of line 1, column (d)	2	8.141076
3 Average distribution ratio for the 5-year base period—divide the total on line 2 by 5.0, or by the number of years the foundation has been in existence if less than 5 years	3	1.628215
4 Enter the net value of noncharitable-use assets for 2019 from Part X, line 5	4	7,236,342
5 Multiply line 4 by line 3	5	11,782,321
6 Enter 1% of net investment income (1% of Part I, line 27b)	6	7,836
7 Add lines 5 and 6	7	11,790,157
8 Enter qualifying distributions from Part XII, line 4	8	589,750

If line 8 is equal to or greater than line 7, check the box in Part VI, line 1b, and complete that part using a 1% tax rate. See the Part VI instructions.

Part VI Excise Tax Based on Investment Income (Section 4940(a), 4940(b), 4940(e), or 4948—see instructions)

1a	Exempt operating foundations described in section 4940(d)(2), check here <input type="checkbox"/> and enter "N/A" on line 1. Date of ruling or determination letter: _____ (attach copy of letter if necessary—see instructions)		
b	Domestic foundations that meet the section 4940(e) requirements in Part V, check here <input type="checkbox"/> and enter 1% of Part I, line 27b	1	15,673
c	All other domestic foundations enter 2% of line 27b. Exempt foreign organizations enter 4% of Part I, line 12, col. (b)		
2	Tax under section 511 (domestic section 4947(a)(1) trusts and taxable foundations only. Others enter -0-)	2	0
3	Add lines 1 and 2.	3	15,673
4	Subtitle A (income) tax (domestic section 4947(a)(1) trusts and taxable foundations only. Others enter -0-)	4	0
5	Tax based on investment income. Subtract line 4 from line 3. If zero or less, enter -0-	5	15,673
6	Credits/Payments:		
a	2019 estimated tax payments and 2018 overpayment credited to 2019	6a	21,329
b	Exempt foreign organizations—tax withheld at source	6b	
c	Tax paid with application for extension of time to file (Form 8868)	6c	0
d	Backup withholding erroneously withheld	6d	0
7	Total credits and payments. Add lines 6a through 6d.	7	21,329
8	Enter any penalty for underpayment of estimated tax. Check here <input checked="" type="checkbox"/> if Form 2220 is attached.	8	25
9	Tax due. If the total of lines 5 and 8 is more than line 7, enter amount owed ▶	9	
10	Overpayment. If line 7 is more than the total of lines 5 and 8, enter the amount overpaid ▶	10	5,631
11	Enter the amount of line 10 to be: Credited to 2020 estimated tax ▶ 5,631 Refunded ▶	11	0

Part VII-A Statements Regarding Activities

	Yes	No
1a During the tax year, did the foundation attempt to influence any national, state, or local legislation or did it participate or intervene in any political campaign?	1a	No
b Did it spend more than \$100 during the year (either directly or indirectly) for political purposes? (see Instructions for definition). <i>If the answer is "Yes" to 1a or 1b, attach a detailed description of the activities and copies of any materials published or distributed by the foundation in connection with the activities.</i>	1b	No
c Did the foundation file Form 1120-POL for this year?	1c	No
d Enter the amount (if any) of tax on political expenditures (section 4955) imposed during the year: (1) On the foundation. ▶ \$ _____ (2) On foundation managers. ▶ \$ _____		
e Enter the reimbursement (if any) paid by the foundation during the year for political expenditure tax imposed on foundation managers. ▶ \$ _____		
2 Has the foundation engaged in any activities that have not previously been reported to the IRS? <i>If "Yes," attach a detailed description of the activities.</i>	2	No
3 Has the foundation made any changes, not previously reported to the IRS, in its governing instrument, articles of incorporation, or bylaws, or other similar instruments? <i>If "Yes," attach a conformed copy of the changes</i>	3	No
4a Did the foundation have unrelated business gross income of \$1,000 or more during the year?	4a	No
b If "Yes," has it filed a tax return on Form 990-T for this year?	4b	
5 Was there a liquidation, termination, dissolution, or substantial contraction during the year? <i>If "Yes," attach the statement required by General Instruction T.</i>	5	No
6 Are the requirements of section 508(e) (relating to sections 4941 through 4945) satisfied either: • By language in the governing instrument, or • By state legislation that effectively amends the governing instrument so that no mandatory directions that conflict with the state law remain in the governing instrument?	6	Yes
7 Did the foundation have at least \$5,000 in assets at any time during the year? <i>If "Yes," complete Part II, col. (c), and Part XV.</i>	7	Yes
8a Enter the states to which the foundation reports or with which it is registered (see instructions) ▶ NJ _____		
b If the answer is "Yes" to line 7, has the foundation furnished a copy of Form 990-PF to the Attorney General (or designate) of each state as required by General Instruction G? <i>If "No," attach explanation .</i>	8b	Yes
9 Is the foundation claiming status as a private operating foundation within the meaning of section 4942(j)(3) or 4942(j)(5) for calendar year 2019 or the taxable year beginning in 2019? See the instructions for Part XIV. <i>If "Yes," complete Part XIV</i>	9	No
10 Did any persons become substantial contributors during the tax year? <i>If "Yes," attach a schedule listing their names and addresses.</i>	10	No

Part VII-A Statements Regarding Activities (continued)

11	At any time during the year, did the foundation, directly or indirectly, own a controlled entity within the meaning of section 512(b)(13)? If "Yes," attach schedule. See instructions.	11		No
12	Did the foundation make a distribution to a donor advised fund over which the foundation or a disqualified person had advisory privileges? If "Yes," attach statement. See instructions	12		No
13	Did the foundation comply with the public inspection requirements for its annual returns and exemption application? Website address ▶ <u>N/A</u>	13	Yes	
14	The books are in care of ▶ <u>ANTHONY J SYLVESTER</u> Telephone no. ▶ <u>(973) 302-9700</u>			

Located at ▶ 210 PARK AVENUE 2ND FLOOR FLORHAM PARK NJZIP+4 ▶ 07932

15	Section 4947(a)(1) nonexempt charitable trusts filing Form 990-PF in lieu of Form 1041 —check here ▶ <input type="checkbox"/>			
	and enter the amount of tax-exempt interest received or accrued during the year ▶ 15			
16	At any time during calendar year 2019, did the foundation have an interest in or a signature or other authority over a bank, securities, or other financial account in a foreign country?	16	Yes	No
	See the instructions for exceptions and filing requirements for FinCEN Form 114. If "Yes", enter the name of the foreign country ▶			

Part VII-B Statements Regarding Activities for Which Form 4720 May Be Required**File Form 4720 if any item is checked in the "Yes" column, unless an exception applies.**

		Yes	No
1a	During the year did the foundation (either directly or indirectly):		
	(1) Engage in the sale or exchange, or leasing of property with a disqualified person? <input type="checkbox"/> Yes <input checked="" type="checkbox"/> No		
	(2) Borrow money from, lend money to, or otherwise extend credit to (or accept it from) a disqualified person? <input type="checkbox"/> Yes <input checked="" type="checkbox"/> No		
	(3) Furnish goods, services, or facilities to (or accept them from) a disqualified person? <input checked="" type="checkbox"/> Yes <input type="checkbox"/> No		
	(4) Pay compensation to, or pay or reimburse the expenses of, a disqualified person? <input type="checkbox"/> Yes <input checked="" type="checkbox"/> No		
	(5) Transfer any income or assets to a disqualified person (or make any of either available for the benefit or use of a disqualified person)? <input type="checkbox"/> Yes <input checked="" type="checkbox"/> No		
	(6) Agree to pay money or property to a government official? (Exception. Check "No" if the foundation agreed to make a grant to or to employ the official for a period after termination of government service, if terminating within 90 days.) <input type="checkbox"/> Yes <input checked="" type="checkbox"/> No		
b	If any answer is "Yes" to 1a(1)–(6), did any of the acts fail to qualify under the exceptions described in Regulations section 53.4941(d)-3 or in a current notice regarding disaster assistance? See instructions <input type="checkbox"/>	1b	No
c	Did the foundation engage in a prior year in any of the acts described in 1a, other than excepted acts, that were not corrected before the first day of the tax year beginning in 2019? <input type="checkbox"/>	1c	No
2	Taxes on failure to distribute income (section 4942) (does not apply for years the foundation was a private operating foundation defined in section 4942(j)(3) or 4942(j)(5)):		
a	At the end of tax year 2019, did the foundation have any undistributed income (lines 6d and 6e, Part XIII) for tax year(s) beginning before 2019? <input type="checkbox"/> Yes <input checked="" type="checkbox"/> No If "Yes," list the years ▶ 20____, 20____, 20____, 20____		
b	Are there any years listed in 2a for which the foundation is not applying the provisions of section 4942(a)(2) (relating to incorrect valuation of assets) to the year's undistributed income? (If applying section 4942(a)(2) to all years listed, answer "No" and attach statement—see instructions.) <input type="checkbox"/>	2b	
c	If the provisions of section 4942(a)(2) are being applied to any of the years listed in 2a, list the years here. ▶ 20____, 20____, 20____, 20____		
3a	Did the foundation hold more than a 2% direct or indirect interest in any business enterprise at any time during the year? <input type="checkbox"/> Yes <input checked="" type="checkbox"/> No		
b	If "Yes," did it have excess business holdings in 2019 as a result of (1) any purchase by the foundation or disqualified persons after May 26, 1969; (2) the lapse of the 5-year period (or longer period approved by the Commissioner under section 4943(c)(7)) to dispose of holdings acquired by gift or bequest; or (3) the lapse of the 10-, 15-, or 20-year first phase holding period? (Use Schedule C, Form 4720, to determine if the foundation had excess business holdings in 2019.) <input type="checkbox"/>	3b	
4a	Did the foundation invest during the year any amount in a manner that would jeopardize its charitable purposes?	4a	No
b	Did the foundation make any investment in a prior year (but after December 31, 1969) that could jeopardize its charitable purpose that had not been removed from jeopardy before the first day of the tax year beginning in 2019?	4b	No

Part VII-B Statements Regarding Activities for Which Form 4720 May Be Required (continued)

		Yes	No
5a	During the year did the foundation pay or incur any amount to:		
(1)	Carry on propaganda, or otherwise attempt to influence legislation (section 4945(e))?	<input type="checkbox"/> Yes <input checked="" type="checkbox"/> No	
(2)	Influence the outcome of any specific public election (see section 4955); or to carry on, directly or indirectly, any voter registration drive?	<input type="checkbox"/> Yes <input checked="" type="checkbox"/> No	
(3)	Provide a grant to an individual for travel, study, or other similar purposes?	<input type="checkbox"/> Yes <input checked="" type="checkbox"/> No	
(4)	Provide a grant to an organization other than a charitable, etc., organization described in section 4945(d)(4)(A)? See instructions.	<input checked="" type="checkbox"/> Yes <input type="checkbox"/> No	
(5)	Provide for any purpose other than religious, charitable, scientific, literary, or educational purposes, or for the prevention of cruelty to children or animals?	<input type="checkbox"/> Yes <input checked="" type="checkbox"/> No	
b	If any answer is "Yes" to 5a(1)–(5), did any of the transactions fail to qualify under the exceptions described in Regulations section 53.4945 or in a current notice regarding disaster assistance? See instructions.		5b Yes
c	If the answer is "Yes" to question 5a(4), does the foundation claim exemption from the tax because it maintained expenditure responsibility for the grant? If "Yes," attach the statement required by Regulations section 53.4945–5(d).	<input checked="" type="checkbox"/> Yes <input type="checkbox"/> No	
6a	Did the foundation, during the year, receive any funds, directly or indirectly, to pay premiums on a personal benefit contract?	<input type="checkbox"/> Yes <input checked="" type="checkbox"/> No	
b	Did the foundation, during the year, pay premiums, directly or indirectly, on a personal benefit contract? If "Yes" to 6b, file Form 8870.		6b No
7a	At any time during the tax year, was the foundation a party to a prohibited tax shelter transaction?	<input type="checkbox"/> Yes <input checked="" type="checkbox"/> No	
b	If "Yes", did the foundation receive any proceeds or have any net income attributable to the transaction?		7b
8	Is the foundation subject to the section 4960 tax on payment(s) of more than \$1,000,000 in remuneration or excess parachute payment during the year?	<input type="checkbox"/> Yes <input checked="" type="checkbox"/> No	

Part VIII Information About Officers, Directors, Trustees, Foundation Managers, Highly Paid Employees, and Contractors

1 List all officers, directors, trustees, foundation managers and their compensation. See instructions				
(a) Name and address	(b) Title, and average hours per week devoted to position	(c) Compensation (If not paid, enter -0-)	(d) Contributions to employee benefit plans and deferred compensation	(e) Expense account, other allowances
ANTHONY SYLVESTER 210 PARK AVENUE 2ND FLOOR FLORHAM PARK, NJ 07932	PRESIDENT, TREASURER, TRUS 10.00	0	0	0
LINDA CONSOLAZIO 210 PARK AVENUE 2ND FLOOR FLORHAM PARK, NJ 07932	SECRETARY, TRUSTEE 10.00	0	0	0
KATHRYN KNIGHT 210 PARK AVENUE 2ND FLOOR FLORHAM PARK, NJ 07932	TRUSTEE 10.00	0	0	0
2 Compensation of five highest-paid employees (other than those included on line 1—see instructions). If none, enter "NONE."				
(a) Name and address of each employee paid more than \$50,000	(b) Title, and average hours per week devoted to position	(c) Compensation	(d) Contributions to employee benefit plans and deferred compensation	(e) Expense account, other allowances
NONE				
Total number of other employees paid over \$50,000.				0

Part VIII Information About Officers, Directors, Trustees, Foundation Managers, Highly Paid Employees, and Contractors *(continued)*

3 Five highest-paid independent contractors for professional services (see instructions). If none, enter "NONE".

[illegible]

Total number of others receiving over \$50,000 for professional services.	0
--	---

Part IX-A	Summary of Direct Charitable Activities
------------------	--

List the foundation's four largest direct charitable activities during the tax year. Include relevant statistical information such as the number of organizations and other beneficiaries served, conferences convened, research papers produced, etc.	Expenses

generations and other documents (e.g., conference notices, research papers, preprints, etc.)	
1	
2	
3	
4	

Part IX-B Summary of Program-Related Investments (see instructions)

Describe the two largest program-related investments made by the foundation during the tax year on lines 1 and 2.	Amount
1	
2	
All other program-related investments. See instructions.	
3	
Total. Add lines 1 through 3	

Part X Minimum Investment Return (All domestic foundations must complete this part. Foreign foundations, see instructions.)

1	Fair market value of assets not used (or held for use) directly in carrying out charitable, etc., purposes:		
a	Average monthly fair market value of securities.	1a	4,054,811
b	Average of monthly cash balances.	1b	291,729
c	Fair market value of all other assets (see instructions).	1c	3,000,000
d	Total (add lines 1a, b, and c).	1d	7,346,540
e	Reduction claimed for blockage or other factors reported on lines 1a and 1c (attach detailed explanation).	1e	0
2	Acquisition indebtedness applicable to line 1 assets.	2	0
3	Subtract line 2 from line 1d.	3	7,346,540
4	Cash deemed held for charitable activities. Enter 1 1/2% of line 3 (for greater amount, see instructions).	4	110,198
5	Net value of noncharitable-use assets. Subtract line 4 from line 3. Enter here and on Part V, line 4	5	7,236,342
6	Minimum investment return. Enter 5% of line 5.	6	361,817

Part XI Distributable Amount (see instructions) (Section 4942(j)(3) and (j)(5) private operating foundations and certain foreign organizations check here ☐ and do not complete this part.)

1	Minimum investment return from Part X, line 6.	1	361,817
2a	Tax on investment income for 2019 from Part VI, line 5.	2a	15,673
b	Income tax for 2019. (This does not include the tax from Part VI.).	2b	
c	Add lines 2a and 2b.	2c	15,673
3	Distributable amount before adjustments. Subtract line 2c from line 1.	3	346,144
4	Recoveries of amounts treated as qualifying distributions.	4	0
5	Add lines 3 and 4.	5	346,144
6	Deduction from distributable amount (see instructions).	6	0
7	Distributable amount as adjusted. Subtract line 6 from line 5. Enter here and on Part XIII, line 1.	7	346,144

Part XII Qualifying Distributions (see instructions)

1	Amounts paid (including administrative expenses) to accomplish charitable, etc., purposes:		
a	Expenses, contributions, gifts, etc.—total from Part I, column (d), line 26.	1a	589,750
b	Program-related investments—total from Part IX-B.	1b	0
2	Amounts paid to acquire assets used (or held for use) directly in carrying out charitable, etc., purposes.	2	
3	Amounts set aside for specific charitable projects that satisfy the:		
a	Suitability test (prior IRS approval required).	3a	
b	Cash distribution test (attach the required schedule).	3b	
4	Qualifying distributions. Add lines 1a through 3b. Enter here and on Part V, line 8, and Part XIII, line 4	4	589,750
5	Foundations that qualify under section 4940(e) for the reduced rate of tax on net investment income. Enter 1% of Part I, line 27b. See instructions.	5	0
6	Adjusted qualifying distributions. Subtract line 5 from line 4.	6	589,750

Note: The amount on line 6 will be used in Part V, column (b), in subsequent years when calculating whether the foundation qualifies for the section 4940(e) reduction of tax in those years.

Part XIII Undistributed Income (see instructions)

	(a) Corpus	(b) Years prior to 2018	(c) 2018	(d) 2019
1 Distributable amount for 2019 from Part XI, line 7				346,144
2 Undistributed income, if any, as of the end of 2019:				
a Enter amount for 2018 only.			0	
b Total for prior years: 20____, 20____, 20____		0		
3 Excess distributions carryover, if any, to 2019:				
a From 2014.	22,473			
b From 2015.	177,613			
c From 2016.	227,889			
d From 2017.	62,992			
e From 2018.	96,897			
f Total of lines 3a through e.	587,864			
4 Qualifying distributions for 2019 from Part XII, line 4: ► \$ 589,750				
a Applied to 2018, but not more than line 2a			0	
b Applied to undistributed income of prior years (Election required—see instructions).		0		
c Treated as distributions out of corpus (Election required—see instructions).	0			
d Applied to 2019 distributable amount.				346,144
e Remaining amount distributed out of corpus	243,606			
5 Excess distributions carryover applied to 2019. (If an amount appears in column (d), the same amount must be shown in column (a).)	0			0
6 Enter the net total of each column as indicated below:				
a Corpus. Add lines 3f, 4c, and 4e. Subtract line 5	831,470			
b Prior years' undistributed income. Subtract line 4b from line 2b.		0		
c Enter the amount of prior years' undistributed income for which a notice of deficiency has been issued, or on which the section 4942(a) tax has been previously assessed.		0		
d Subtract line 6c from line 6b. Taxable amount—see instructions.		0		
e Undistributed income for 2018. Subtract line 4a from line 2a. Taxable amount—see instructions.			0	
f Undistributed income for 2019. Subtract lines 4d and 5 from line 1. This amount must be distributed in 2020.				0
7 Amounts treated as distributions out of corpus to satisfy requirements imposed by section 170(b)(1)(F) or 4942(g)(3) (Election may be required - see instructions).	0			
8 Excess distributions carryover from 2014 not applied on line 5 or line 7 (see instructions).	22,473			
9 Excess distributions carryover to 2020. Subtract lines 7 and 8 from line 6a.	808,997			
10 Analysis of line 9:				
a Excess from 2015.	177,613			
b Excess from 2016.	227,889			
c Excess from 2017.	62,992			
d Excess from 2018.	96,897			
e Excess from 2019.	243,606			

Part XIV Private Operating Foundations (see instructions and Part VII-A, question 9)

1a If the foundation has received a ruling or determination letter that it is a private operating foundation, and the ruling is effective for 2019, enter the date of the ruling. ▶

b Check box to indicate whether the organization is a private operating foundation described in section ☐ 4942(j)(3) or ☐ 4942(j)(5)

2a Enter the lesser of the adjusted net income from Part I or the minimum investment return from Part X for each year listed

	Tax year	Prior 3 years			(e) Total
	(a) 2019	(b) 2018	(c) 2017	(d) 2016	
b 85% of line 2a					
c Qualifying distributions from Part XII, line 4 for each year listed					
d Amounts included in line 2c not used directly for active conduct of exempt activities					
e Qualifying distributions made directly for active conduct of exempt activities. Subtract line 2d from line 2c					
3 Complete 3a, b, or c for the alternative test relied upon:					
a "Assets" alternative test—enter:					
(1) Value of all assets					
(2) Value of assets qualifying under section 4942(j)(3)(B)(i)					
b "Endowment" alternative test— enter 2/3 of minimum investment return shown in Part X, line 6 for each year listed.					
c "Support" alternative test—enter:					
(1) Total support other than gross investment income (interest, dividends, rents, payments on securities loans (section 512(a)(5)), or royalties)					
(2) Support from general public and 5 or more exempt organizations as provided in section 4942(j)(3)(B)(iii).					
(3) Largest amount of support from an exempt organization					
(4) Gross investment income					

Part XV Supplementary Information (Complete this part only if the foundation had \$5,000 or more in assets at any time during the year—see instructions.)

1 Information Regarding Foundation Managers:

a List any managers of the foundation who have contributed more than 2% of the total contributions received by the foundation before the close of any tax year (but only if they have contributed more than \$5,000). (See section 507(d)(2).)

b List any managers of the foundation who own 10% or more of the stock of a corporation (or an equally large portion of the ownership of a partnership or other entity) of which the foundation has a 10% or greater interest.

2 Information Regarding Contribution, Grant, Gift, Loan, Scholarship, etc., Programs:

Check here ☒ if the foundation only makes contributions to preselected charitable organizations and does not accept unsolicited requests for funds. If the foundation makes gifts, grants, etc. to individuals or organizations under other conditions, complete items 2a, b, c, and d. See instructions

a The name, address, and telephone number or email address of the person to whom applications should be addressed:

b The form in which applications should be submitted and information and materials they should include:

c Any submission deadlines:

d Any restrictions or limitations on awards, such as by geographical areas, charitable fields, kinds of institutions, or other factors:

Part XV **Supplementary Information** (continued)**3 Grants and Contributions Paid During the Year or Approved for Future Payment**

Recipient	If recipient is an individual, show any relationship to any foundation manager or substantial contributor	Foundation status of recipient	Purpose of grant or contribution	Amount
Name and address (home or business)				
a <i>Paid during the year</i> See Additional Data Table				
Total			▶ 3a	441,211
b <i>Approved for future payment</i> See Additional Data Table				
Total			▶ 3b	84,000

Enter gross amounts unless otherwise indicated.

Enter gross amounts unless otherwise indicated.		Unrelated business income		Excluded by section 512, 513, or 514		(e) Related or exempt function income (See instructions.)
		(a) Business code	(b) Amount	(c) Exclusion code	(d) Amount	
1 Program service revenue:						
a _____						
b _____						
c _____						
d _____						
e _____						
f _____						
g Fees and contracts from government agencies						
2 Membership dues and assessments. . . .						
3 Interest on savings and temporary cash investments				14	252	
4 Dividends and interest from securities. . . .				14	108,654	
5 Net rental income or (loss) from real estate:						
a Debt-financed property.						
b Not debt-financed property.						
6 Net rental income or (loss) from personal property						
7 Other investment income.				01	4,407	
8 Gain or (loss) from sales of assets other than inventory				18	-51,141	
9 Net income or (loss) from special events:						
10 Gross profit or (loss) from sales of inventory						
11 Other revenue:						
a ROYALTIES _____				15	716,324	
b _____						
c _____						
d _____						
e _____						
12 Subtotal. Add columns (b), (d), and (e). .			0		778,496	0
13 Total. Add line 12, columns (b), (d), and (e). (See worksheet in line 13 instructions to verify calculations.)				13	778,496	778,496

Part XVI-B Relationship of Activities to the Accomplishment of Exempt Purposes

[illegible]

Part XVII

- ## Part XVII

Part XVII

Part XVII

Part XVII

Part XVII

Part XVII

Part XVII

Title

(see instr.) ☒ Yes ☐ No

Part XVII

Part XVII

Form 990PF Part XV Line 3 - Grants and Contributions Paid During the Year or Approved for Future Payment				
Recipient	If recipient is an individual, show any relationship to any foundation manager or substantial contributor	Foundation status of recipient	Purpose of grant or contribution	Amount
Name and address (home or business)				
a <i>Paid during the year</i>				
AMERICAN JAZZ MUSEUM 1616 EAST 18TH STREET KANSAS CITY, MO 64108	N/A	PC	GENERAL SUPPORT	491
ARMY DISTAFF Foudation INC 6200 OREGON AVENUE NW WASHINGTON, DC 20015	N/A	PC	GENERAL SUPPORT	15,000
ASBURY PARK MUSIC FOUNDATION INC PO BOX 1396 ASBURY PARK, NJ 07712	N/A	PC	GENERAL SUPPORT	5,000
Total ▶ 3a				441,211

Form 990PF Part XV Line 3 - Grants and Contributions Paid During the Year or Approved for Future Payment				
Recipient	If recipient is an individual, show any relationship to any foundation manager or substantial contributor	Foundation status of recipient	Purpose of grant or contribution	Amount
Name and address (home or business)				
a <i>Paid during the year</i>				
CIAO WOMEN INC 3000 TULANE AVE APT 531 NEW ORLEANS, LA 70119	N/A	PC	GENERAL SUPPORT	1,000
COUNT BASIE THEATER INC 99 MONMOUTH ST RED BANK, NJ 07701	N/A	PC	GENERAL SUPPORT	10,000
JAZZ HOUSE KIDS 347 BLOOMFIELD AVE LOWER LEVEL MONTCLAIR, NJ 07042	N/A	PC	GENERAL SUPPORT	25,000
Total ▶ 3a				441,211

Form 990PF Part XV Line 3 - Grants and Contributions Paid During the Year or Approved for Future Payment				
Recipient	If recipient is an individual, show any relationship to any foundation manager or substantial contributor	Foundation status of recipient	Purpose of grant or contribution	Amount
Name and address (home or business)				
a <i>Paid during the year</i>				
LKS ENTERTAINMENT INC210 PARK AVE FLORHAM PARK, NJ 07932	N/A	PC	GENERAL SUPPORT	6,000
LOUISIANA MUSEUM FOUNDATION 1000 BOURBON STREET B429 NEW ORLEANS, LA 70116	N/A	PC	GENERAL SUPPORT	105,268
LOUISIANA SPCA 1700 MARDI GRAS BLVD NEW ORLEANS, LA 70114	N/A	PC	GENERAL SUPPORT	15,500
Total ▶ 3a				441,211

Form 990PF Part XV Line 3 - Grants and Contributions Paid During the Year or Approved for Future Payment				
Recipient	If recipient is an individual, show any relationship to any foundation manager or substantial contributor	Foundation status of recipient	Purpose of grant or contribution	Amount
Name and address (home or business)				
a <i>Paid during the year</i>				
MORRISTOWN PARTNERS INC 14 MAPLE AVENUE STE 201 MORRISTOWN, NJ 07960	N/A	PC	GENERAL SUPPORT	1,500
NEW JERSEY CITY UNIVERSITY FOUNDATION INC 2039 JOHN F KENNEDY BLVD JERSEY CITY, NJ 07305	N/A	PC	GENERAL SUPPORT	3,000
NEW ORLEANS ACADEMY OF FINE ARTS 5256 MAGAZINE STREET NEW ORLEANS, LA 70115	N/A	PC	GENERAL SUPPORT	1,000
Total ▶ 3a				441,211

Form 990PF Part XV Line 3 - Grants and Contributions Paid During the Year or Approved for Future Payment				
Recipient	If recipient is an individual, show any relationship to any foundation manager or substantial contributor	Foundation status of recipient	Purpose of grant or contribution	Amount
Name and address (home or business)				
a <i>Paid during the year</i>				
NEW ORLEANS JAZZ & HERITAGE FOUNDATION INC 1205 N RAMPART ST NEW ORLEANS, LA 70115	N/A	PC	GENERAL SUPPORT	23,783
NORTHSHORE COMMUNITY FOUNDATION 807 N COLUMBIA STREET COVINGTON, LA 70443	N/A	PC	GENERAL SUPPORT	1,500
OCEAN COUNTY COLLEGE FOUNDATION COLLEGE DRIVE PO BOX 2001 TOMS RIVER, NJ 08754	N/A	PC	GENERAL SUPPORT	50,000
Total ▶ 3a				441,211

Form 990PF Part XV Line 3 - Grants and Contributions Paid During the Year or Approved for Future Payment				
Recipient	If recipient is an individual, show any relationship to any foundation manager or substantial contributor	Foundation status of recipient	Purpose of grant or contribution	Amount
Name and address (home or business)				
a Paid during the year				
POSITIVE VIBRATIONS FOUNDATION 201 SAINT CHARLES AVE STE 114 356 NEW ORLEANS, LA 70170	N/A	POF	GENERAL SUPPORT	20,000
RONNIE KOLE FOUNDATION PO BOX 5519 SLIDELL, LA 70469	N/A	PC	GENERAL SUPPORT	5,000
SAINT VINCENT ACADEMY 228 W MARKET STREET NEWARK, NJ 07103	N/A	PC	GENERAL SUPPORT	500
Total ▶ 3a				441,211

Form 990PF Part XV Line 3 - Grants and Contributions Paid During the Year or Approved for Future Payment				
Recipient	If recipient is an individual, show any relationship to any foundation manager or substantial contributor	Foundation status of recipient	Purpose of grant or contribution	Amount
Name and address (home or business)				
a <i>Paid during the year</i>				
THE HORNS PROJECT INC 102 WEST 85TH STREET SUITE 10H NEW YORK, NY 10024	N/A	PC	GENERAL SUPPORT	12,442
THE LOUISIANA PHILHARMONIC ORCHESTRA 1010 COMMON STREET SUITE 2120 NEW ORLEANS, LA 70112	N/A	PC	GENERAL SUPPORT	25,000
THE NOCCA INSTITUTE 2800 CHARTRES ST NEW ORLEANS, LA 70117	N/A	PC	GENERAL SUPPORT	500
Total ▶ 3a				441,211

Form 990PF Part XV Line 3 - Grants and Contributions Paid During the Year or Approved for Future Payment				
Recipient	If recipient is an individual, show any relationship to any foundation manager or substantial contributor	Foundation status of recipient	Purpose of grant or contribution	Amount
Name and address (home or business)				
a <i>Paid during the year</i>				
THE STATE THEATRE REGIONAL ARTS CENTER AT NEW BRUNSWICK INC 15 LIVINGSTON AVENUE NEW BRUNSWICK, NJ 08901	N/A	PC	GENERAL SUPPORT	20,000
TOMS RIVER SOUTH ALUMNI ASSOCIATION 707 UNION AVENUE BRIELLE, NJ 08730	N/A	PC	GENERAL SUPPORT	1,000
TROMBONE SHORTY FOUNDATION 650 POYDRAS STREET SUITE 2245 NEW ORLEANS, LA 70130	N/A	PC	GENERAL SUPPORT	40,746
Total ▶ 3a				441,211

Form 990PF Part XV Line 3 - Grants and Contributions Paid During the Year or Approved for Future Payment				
Recipient	If recipient is an individual, show any relationship to any foundation manager or substantial contributor	Foundation status of recipient	Purpose of grant or contribution	Amount
Name and address (home or business)				
a <i>Paid during the year</i>				
TULANE UNIVERSITY 6823 ST CHARLES AVENUE NEW ORLEANS, LA 70118	N/A	PC	GENERAL SUPPORT	20,481
WARREN EASTON FOUNDATION 3019 CANAL STREET NEW ORLEANS, LA 70119	N/A	PC	GENERAL SUPPORT	15,000
WWOZ-SCHOOL GROOVE 1008 N PETERS STREET NEW ORLEANS, LA 70116	N/A	PC	GENERAL SUPPORT	16,500
Total ▶ 3a				441,211

TY 2019 Accounting Fees Schedule

Name: GIA MAIONE PRIMA FOUNDATION
C/O ANTHONY J SYLVESTER

EIN: 45-2504060

Category	Amount	Net Investment Income	Adjusted Net Income	Disbursements for Charitable Purposes
PKF O'CONNOR DAVIES LLP	5,250	0		5,250

Note: To capture the full content of this document, please select landscape mode (11" x 8.5") when printing.

TY 2019 Expenditure Responsibility Statement

Name: GIA MAIONE PRIMA FOUNDATION
C/O ANTHONY J SYLVESTER

EIN: 45-2504060

Grantee's Name	Grantee's Address	Grant Date	Grant Amount	Grant Purpose	Amount Expended By Grantee	Any Diversion By Grantee?	Dates of Reports By Grantee	Date of Verification	Results of Verification
POSITIVE VIBRATIONS FOUNDATION	201 SAINT CHARLES AVE STE 114 356 NEW ORLEANS, LA 70170	2019-03-13	10,000	GENERAL SUPPORT	10,000	TO THE KNOWLEDGE OF THE FOUNDATION, THERE HAS BE NO DIVERSIONS	NOT YET DUE		N/A
POSITIVE VIBRATIONS FOUNDATION	201 SAINT CHARLES AVE STE 114 356 NEW ORLEANS, LA 70170	2019-08-21	10,000	GENERAL SUPPORT	10,000	TO THE KNOWLEDGE OF THE FOUNDATION, THERE HAS BE NO DIVERSIONS	NOT YET DUE		N/A

TY 2019 Investments Corporate Bonds Schedule

Name: GIA MAIONE PRIMA FOUNDATION

C/O ANTHONY J SYLVESTER

EIN: 45-2504060

Investments Corporate Bonds Schedule

Name of Bond	End of Year Book Value	End of Year Fair Market Value
3000 SHRS AECOM SR GLBL N	3,055	3,225
5000 SHRS AIRCASTLE LTD	5,140	5,291
3000 SHRS AMC ENTERTAINMENT 6.125% CUSIP 00165CAD6	2,996	2,738
2000 SHRS AMC NETWORKS 4.75% CUSIP 00164VAE3	2,029	2,008
2000 SHRS AMC NETWORKS 5.00% CUSIP 00164VAD5	2,015	2,040
5000 SHRS AMERICAN EXPRES	5,050	5,312
5000 SHRS AMERICAN TOWER	4,974	5,254
3000 SHRS AMERIGAS PART	3,034	3,293
5000 SHRS APPLE INC 3.35% CUSIP 037833CJ7	4,922	5,326
3000 SHRS ARAMARK SERVICE	2,978	3,120
3000 SHRS ARCONIC INC	3,007	3,436
4000 SHRS B&G FOODS INC	4,050	4,040
5000 SHRS BALTIMORE GAS	4,761	4,964
5000 SHRS BANK OF AMERICA 3.5930% CUISP 06051GGR4	5,083	5,300
5000 SHRS BANK OF NY MELL	4,998	5,335
5000 SHRS BK OF NY MELLON	4,869	5,127
10000 SHRS BOEING CO 3.250% CUSIP 097023BX2	9,782	10,415
3000 SHRS CALPINE CORP	2,798	3,079
5000 SHRS CHARTER COMMS 3.75% CUSIP 161175BJ2	4,567	5,187
5000 SHRS CHARTER COMMS 4.2% 161175BK9	4,798	5,330

Investments Corporate Bonds Schedule

Name of Bond	End of Year Book Value	End of Year Fair Market Value
3000 SHRS CHARTER COMMS 6.384% CUSIP 161175AZ7	3,678	3,776
3000 SHRS CHENIERE CORPUS	3,118	3,316
10000 SHRS COCA-COLA CO/TH	9,996	9,749
10000 SHRS COMCAST CORP	9,965	10,763
5000 SHRS COMMONWEALTH ED	5,092	5,470
3000 SHRS CORECIVIC INC	2,933	2,595
10000 SHRS CROWN CASTLE IN	9,962	10,660
4000 SHRS CSC HOLDINGS LL	3,846	4,310
3000 SHRS DAVITA HEALTHCA	2,904	3,086
10000 SHRS DISCOVERY COMMU	9,827	10,675
5000 SHRS DUKE ENERGY OHI	5,152	5,434
4000 SHRS ENCOMPASS HEALT	4,020	4,145
10000 SHRS ENTERGY LOUISIA	9,708	10,379
5000 SHRS EQUINIX INC	5,005	5,019
10000 SHRS GENERAL DYNAMIC	10,163	11,011
3000 SHRS GEO GROUP INC	3,092	2,663
2000 SHRS HCA INC	2,078	2,274
5000 SHRS ILLINOIS TOOL W	4,671	5,135
3000 SHRS INGLES MARKETS	3,047	3,056
10000 SHRS INTEL CORP	9,977	10,586

Investments Corporate Bonds Schedule

Name of Bond	End of Year Book Value	End of Year Fair Market Value
10000 SHRS JPMORGAN CH&CO	10,000	10,629
3000 SHRS LAMAR MEDIA COR	3,100	3,180
5000 SHRS LEAR CORP	5,014	5,051
5000 SHRS MARTIN MARIETTA 3.5% CUSIP 573284AT3	4,988	5,192
5000 SHRS MASCO CORP	4,937	5,172
3000 SHRS MGM RESORTS INT	3,121	3,360
10000 SHRS NSTAR ELECTRIC	10,007	10,488
3000 SHRS OLIN CORP	3,141	3,128
10000 SHRS ORACLE CORP	10,087	10,599
3000 SHRS PENSKE AUTOMOTI	3,085	3,143
10000 SHRS PEPSICO INC 3.00% CUSIP 713448DY1	9,756	10,601
5000 SHRS PFIZER INC 3.455 CUSIP 717081ET6	5,358	5,388
10000 SHRS PNC BANK NA	9,959	10,521
10000 SHRS PUBLIC STORAGE	9,480	10,430
3000 SHRS PULTERGROUP INC	3,006	3,353
5000 SHRS QVC INC	5,072	5,171
3000 SHRS SBA COMMUNICATI	3,087	3,113
2000 SHRS SEAGATE HDD CAY	1,963	2,138
4000 SHRS SERVICE CORP IN	4,040	4,250
10000 SHRS SIMON PROPERTY	9,805	10,631

Investments Corporate Bonds Schedule

Name of Bond	End of Year Book Value	End of Year Fair Market Value
3000 SHRS SPECTRUM BRANDS	3,122	3,131
5000 SHRS SPIRIT AIR 2015	3,816	3,987
3000 SHRS SPRINT CAPITAL	3,706	3,641
4000 SHRS SUBURBAN PROPAN	3,850	4,110
4000 SHRS SUNOCO LP / SUN	4,146	4,247
4000 SHRS TELEFLEX INC 4.625% CUSIP 879369AF3	3,885	4,239
3000 SHRS TOLL BROS FINAN	3,085	3,240
10000 SHRS TOLL BROTHERS F	10,000	10,425
3000 SHRS TRANSDIGM INC	3,072	3,182
3000 SHRS U S CONCRETE IN	3,164	3,131
4000 SHRS U S WEST COMMUN	4,033	4,018
10000 SHRS UNITED AIR 2014	7,866	8,152
3000 SHRS UNITED RENTALS	3,153	3,214
10000 SHRS US BANCORP	9,862	10,412
10000 SHRS WALMART INC	10,096	11,018
3000 SHRS WESTERN DIGITAL 4.75% CUSIP 958102AM7	3,003	3,128
4000 SHRS WPX ENERGY INC	4,080	4,220
5000 SHRS WRKCO INC	5,188	5,306

TY 2019 Investments Corporate Stock Schedule

Name: GIA MAIONE PRIMA FOUNDATION
C/O ANTHONY J SYLVESTER
EIN: 45-2504060

Investments Corporation Stock Schedule

Name of Stock	End of Year Book Value	End of Year Fair Market Value
457 SHRS AAC TECHNOLOGIE	4,610	3,962
469 SHRS ABB LTD	9,854	11,298
126 SHRS ABBVIE INC COM	9,884	11,156
25 SHRS ACUSHNET HOLDIN	491	813
59 SHRS ADIDAS AG	7,222	9,605
50 SHRS ADOBE INC	10,065	16,491
282 SHRS ADYEN N V UNSPO	4,130	4,643
5 SHRS AGREE REALTY CO	217	351
195 SHRS AIA GROUP LTD S	7,105	8,208
210 SHRS AIRBUS SE UNSPO	7,297	7,718
10 SHRS ALASKA AIR GROU	640	678
4 SHRS ALBANY INTL A N	205	304
74 SHRS ALCON INC	3,986	4,186
74 SHRS ALIBABA GROUP H	13,402	15,695
56 SHRS ALLEGION PUB LT	5,482	6,974
45 SHRS ALLERGAN PLC SH	7,169	8,603
7 SHRS ALLETE INC NEW	521	568
13 SHRS ALLIANT ENERGY	516	711
443 SHRS ALLIANZ SE ADS	8,223	10,725
6 SHRS ALPHABET INC CL	6,475	8,022
71 SHRS ALTRIA GROUP IN	2,735	3,544
96 SHRS AMADEUS IT GROU	7,088	7,903
4 SHRS AMAZON COM INC	4,745	7,391
367 SHRS AMBEV S A SPONS	2,270	1,710
37 SHRS AMC NETWORKS AMCX	1,756	1,462
199 SHRS AMCOR PLC	2,223	2,157
85 SHRS AMDOCS LIMITED	5,138	6,136
329 SHRS AMERICA MOVIL S	5,394	5,264
40 SHRS AMERIPRISE FINC	6,027	6,663
42 SHRS AMGEN INC	7,605	10,125

Investments Corporation Stock Schedule

Name of Stock	End of Year Book Value	End of Year Fair Market Value
113 SHRS ANHUI CONCH CEM	3,239	4,126
31 SHRS ANSYS INC	4,934	7,980
24 SHRS APPLE INC APPL	4,514	7,048
1175 SHRS ASE TECHNOLOGY	5,093	6,533
94 SHRS ASM PACIFIC	3,289	3,924
32 SHRS ASML HOLDING NV	5,805	9,470
90 SHRS ASOS PLC SPON A	4,893	4,054
20 SHRS ASSURED GUARANT	787	980
165 SHRS ASTRAZENECA PLC	5,170	8,227
313 SHRS AT&T INC	10,403	12,232
27 SHRS AUTODESK INC DE	2,425	4,953
14 SHRS AUTOLIV INC	1,168	1,182
5 SHRS AVERY DENNISON	438	654
364 SHRS BAE SYS PLC SPO	10,466	11,022
21 SHRS BAIDU INC ADS	4,006	2,654
516 SHRS BANCO DO BRASIL	5,647	6,682
17 SHRS BANCO LATINOAME	404	363
238 SHRS BANK OF AMERICA BAC	5,872	8,382
38 SHRS BANK OZK	1,341	1,159
367 SHRS BB SEGURIDADE P	3,074	3,615
378 SHRS BCE INC	16,874	17,520
129 SHRS BGC PARTNERS IN	857	766
83 SHRS BIDVEST GROUP L	2,262	2,482
34 SHRS BIOGEN INC COM	9,026	10,089
378 SHRS BNP PARIBAS SP	11,310	11,223
126 SHRS BOC HONG KONG L	9,991	8,717
9 SHRS BOEING CO BA	2,783	2,932
42 SHRS BOK FINANCIAL C	3,532	3,671
15 SHRS BOSTON SCIENTIF	673	678
243 SHRS BP PLC ADS	10,084	9,171

Investments Corporation Stock Schedule

Name of Stock	End of Year Book Value	End of Year Fair Market Value
188 SHRS BRITISH AMER TO	7,086	7,982
28 SHRS BROADCOM INC	5,396	8,849
3 SHRS BROADRIDGE FIN	295	371
5 SHRS BRUNSWICK CORP	296	300
317 SHRS BURBERRY GROUP	7,429	9,352
312 SHRS CABOT OIL & GAS	5,741	5,432
4 SHRS CANTEL MEDICAL	280	284
53 SHRS CAPITAL ONE FIN	4,754	5,454
18 SHRS CATHAY GENERAL	660	685
109 SHRS CDN IMPL BK COM	9,252	9,069
45 SHRS CERENCE INC	707	1,018
74 SHRS CHEVRON CORP	8,306	8,918
542 SHRS CHINA CONSTRUCT	9,212	9,377
141 SHRS CHINA MERCHANTS	3,334	3,622
157 SHRS CHINA MOBILE LT	6,923	6,636
90 SHRS CHINA PETE&CHEM	7,225	5,414
376 SHRS CHINA SHENHUA E	3,490	3,132
3 SHRS CHIPOTLE MEXICA	2,192	2,511
30 SHRS CHUBB LTD	4,373	4,670
755 SHRS CIELO SA SPONSO	3,850	1,509
7 SHRS CIMAREX ENERGY	334	367
53 SHRS CISCO SYS INC	2,371	2,542
27 SHRS CITRIX SYSTEMS	1,768	2,994
22 SHRS CNOOC LTD ADS	3,052	3,667
243 SHRS COCA COLA CO	10,661	13,450
228 SHRS COMCAST CORP (N	7,055	10,253
59 SHRS COMMERCE BANCSH	3,186	4,008
723 SHRS COMMERCIAL INTL	2,738	3,658
3 SHRS CONMED CP	217	335
4 SHRS CONSTELLATION B	712	759

Investments Corporation Stock Schedule

Name of Stock	End of Year Book Value	End of Year Fair Market Value
209 SHRS CORTEVA INC	5,399	6,178
10 SHRS COSTCO WHOLESAL	1,893	2,939
5 SHRS COUPA SOFTWARE	676	731
8 SHRS CRANE CO	601	691
624 SHRS CREDIT AGRICOLE	4,134	4,512
58 SHRS CREE RESEARCH I	2,756	2,677
42 SHRS CULLEN FROST BA	3,635	4,107
18 SHRS CYRUSONE INC	1,088	1,178
67 SHRS DANAHER CORPORA	6,699	10,283
20 SHRS DELEK US HLDGS	715	671
467 SHRS DEUTSCHE TELEKO	7,733	7,607
4 SHRS DEXCOM INC	668	875
123 SHRS DIAGEO PLC SPON	16,092	20,716
71 SHRS DISCOVERY INC S	1,648	2,325
41 SHRS DOLBY CLA A COM	2,033	2,821
107 SHRS DOMINION ENERGY	7,592	8,862
6 SHRS DONALDSON CO IN	229	346
93 SHRS DUKE ENERGY COR	7,115	8,483
98 SHRS EAST WEST BANCO	5,472	4,773
3 SHRS EASTGROUP PROPE	204	398
5 SHRS EDWARD LIFESCIE	745	1,166
5 SHRS ELI LILLY & CO	602	657
116 SHRS ENBRIDGE INC	4,214	4,613
8 SHRS ENERGIZER HLDGS	389	402
680 SHRS ENGIE SPONS ADR	10,989	10,996
53 SHRS ENN ENERGY HOLD	1,592	2,317
5 SHRS ENPRO IND INC	320	334
349 SHRS EPIROC AKTIEBOL	3,575	4,244
12 SHRS EPR PPTYS COM	755	848
52 SHRS EQUITY LIFESTYL	2,508	3,660

Investments Corporation Stock Schedule

Name of Stock	End of Year Book Value	End of Year Fair Market Value
429 SHRS ERSTE GROUP BAN	8,568	8,048
11 SHRS ESTEE LAUDER CO	1,404	2,272
8 SHRS EXACT SCIENCES	793	740
154 SHRS EXXON MOBIL COR	11,522	10,746
24 SHRS FACEBOOK INC CL	4,274	4,926
459 SHRS FANUC CORPORATI	9,991	8,455
4 SHRS FED AGRIC MTG N	328	334
22 SHRS FIDELITY NATION	801	998
123 SHRS FIREEYE INC	1,724	2,033
10 SHRS FLEETCOR TECHNO	2,239	2,877
87 SHRS FLUOR CORP NEW	4,034	1,643
11 SHRS FOUR CORNERS PP	288	310
359 SHRS FREEPORT-MCMORA	4,278	4,710
7 SHRS FULLER H B & CO	347	361
294 SHRS GALP ENERGIA SA	2,360	2,458
6 SHRS GCI LIBERTY INC	188	425
27 SHRS GENL DYNAMICS C	5,410	4,761
97 SHRS GILEAD SCIENCE	6,352	6,303
134 SHRS GIVAUDAN SA ADR	6,182	8,384
435 SHRS GLAXOSMITHKLINE	16,760	20,441
5 SHRS GUARDANT HEALTH	363	391
143 SHRS HALLIBURTON CO	5,114	3,499
8 SHRS HASBRO INC	780	845
13 SHRS HAWAIIAN HLDGS	469	381
96 SHRS HDFC BANK LTD A	5,090	6,084
105 SHRS HENGAN INTL GRO	4,328	3,740
11 SHRS HEXAGON AB ADR	671	613
36 SHRS HOME DEPOT INC	4,828	7,862
24 SHRS HOPE BANCORP I	384	357
48 SHRS HOYA CORP SPONS	2,406	4,627

Investments Corporation Stock Schedule

Name of Stock	End of Year Book Value	End of Year Fair Market Value
144 SHRS HSBC HOLDINGS P	6,692	5,629
3 SHRS HUBBELL INC	316	443
391 SHRS HUNTINGTON BANC	5,288	5,896
33 SHRS HUNTSMAN CORP	731	797
268 SHRS IBERDROLA SA SP	8,841	11,071
66 SHRS ICON PLC	7,561	11,367
3 SHRS IDACORP INC	330	320
7 SHRS ILLUMINA INC	1,735	2,322
122 SHRS IMMUNOGEN INC	507	623
280 SHRS IMPERIAL BRANDS	9,417	6,944
275 SHRS INDUSTRIA DE DI	4,495	4,859
513 SHRS INFOSYS LIMITED	4,484	5,294
8 SHRS INGREDION INC C	754	744
4 SHRS INTER PARFUMS I	280	291
3 SHRS INTUITIVE SURGI	1,556	1,773
134 SHRS INVESCO LTD	3,074	2,409
66 SHRS IONIS PHARMACEU	3,612	3,987
19 SHRS JAMES RIV GROUP	767	783
232 SHRS JOHNSON CTLS IN	8,772	9,445
51 SHRS JPMORGAN CHASE	5,265	7,109
489 SHRS KAO CORP	6,828	8,108
93 SHRS KASIKORNBANK PU	2,451	1,865
121 SHRS KB FINANCIAL GR	5,828	5,006
209 SHRS KBC GROUP NV UN	7,673	7,848
39 SHRS KERING S A ADR	1,914	2,549
190 SHRS KIMBERLY CLARK	3,755	4,428
192 SHRS KOC HLDG AS UN	3,336	3,274
32 SHRS KULICKE & SOFFA	709	870
129 SHRS L OREAL CO ADR	5,770	7,594
27 SHRS L3HARRIS TECHNO	2,551	5,342

Investments Corporation Stock Schedule

Name of Stock	End of Year Book Value	End of Year Fair Market Value
7 SHRS LCI INDS	567	750
510 SHRS LEGRAND SA	7,300	8,321
8 SHRS LEIDOS HLDGS IN	341	783
10 SHRS LEMAITRE VASCUL	350	360
89 SHRS LENNAR CORPORAT	5,173	4,965
7 SHRS LIBERTY BROADBA	319	877
63 SHRS LIBERTY MEDIA C	1,933	2,979
339 SHRS LIFE HEALTHCARE	2,275	2,398
8 SHRS LINCOLN ELEC HL	654	774
45 SHRS LINDE PLC	7,566	9,581
79 SHRS LIONS GATE ENTM	1,229	784
4 SHRS LITTELFUSE INC	618	765
2564 SHRS LLOYDS BANKING	7,881	8,487
9 SHRS LOGMEIN INC COM	646	772
434 SHRS LONDON STK EXCH	5,604	11,287
12 SHRS LULULEMON ATHLE	1,723	2,780
110 SHRS LVMH MOET HENNE	7,468	10,260
44 SHRS LYONDELLBASELL	3,830	4,157
12 SHRS M K S INSTRUMEN	1,046	1,320
530 SHRS MANULIFE FINANC	9,289	10,754
10 SHRS MARRIOTT INTL I	1,281	1,514
23 SHRS MARTIN MARIETTA MLM	4,653	6,432
19 SHRS MASTERCARD INC	2,545	5,673
34 SHRS MEDICAL PROPERT	441	718
80 SHRS MEDTRONIC PLC S	6,445	9,076
430 SHRS MICHELIN COMPAG	9,066	10,511
72 SHRS MICROCHIP TECHN	6,341	7,540
121 SHRS MICROSOFT CORP	8,526	19,082
543 SHRS MITSUBISHI UFJ	3,367	2,948
256 SHRS MMC NORILSK NIC	5,029	7,805

Investments Corporation Stock Schedule

Name of Stock	End of Year Book Value	End of Year Fair Market Value
213 SHRS MOBILE TELESYST	2,188	2,162
58 SHRS MONDI PLC ADR	2,514	2,742
1 SHRS MONOLITHIC PWR	172	178
122 SHRS MONOTARO CO LTD	2,581	3,273
6 SHRS MSA SAFETY INC	481	758
402 SHRS MUENCHENER RUEC	8,633	11,834
117 SHRS NATIONAL GRID P	6,603	7,332
4 SHRS NATIONAL HEALTH	268	326
134 SHRS NATIONAL OILWEL	3,766	3,357
6 SHRS NATIONAL RETAIL	256	322
133 SHRS NEDBANK GRP LTD	2,109	2,048
228 SHRS NESTLE SPON ADR	17,411	24,683
13 SHRS NETEASE.COM INC	3,116	3,986
12 SHRS NETFLIX INC	2,647	3,883
81 SHRS NEWMARK GROUP I	792	1,090
219 SHRS NIDEC CORP	7,447	7,491
34 SHRS NIKE INC B	2,486	3,445
182 SHRS NINTENDO CO LTD	7,340	9,082
213 SHRS NIPPON TELEGRAP	8,968	10,757
503 SHRS NN GROUP NV ADR	9,785	9,512
4 SHRS NORDSON CP	442	651
337 SHRS NOVARTIS AG ADR	25,228	31,911
135 SHRS NOVO NORDISK A/	6,907	7,814
122 SHRS NOW INC	1,392	1,371
96 SHRS NUANCE COMMUNIC	1,282	1,712
67 SHRS NUCOR CORPORATI	3,617	3,771
16 SHRS NVENT ELECTRIC	313	409
15 SHRS NVIDIA CORPORAT	3,015	3,530
141 SHRS OCCIDENTAL PETR	8,431	5,811
3 SHRS ONE GAS INC	287	281

Investments Corporation Stock Schedule

Name of Stock	End of Year Book Value	End of Year Fair Market Value
114 SHRS ORKLA ADR A SHS	1,046	1,150
77 SHRS OSHKOSH CORP	6,120	7,288
3 SHRS PACKAGING CORP	209	336
28 SHRS PACWEST BANCORP	1,235	1,072
32 SHRS PARKER HANNIFIN	5,244	6,586
76 SHRS PAYPAL HLDGS IN	6,000	8,221
45 SHRS PENTAIR PLC	2,096	2,064
30 SHRS PEPSICO INC NC PEP	3,007	4,100
272 SHRS PFIZER INC PFE	10,918	10,657
14 SHRS PHIBRO ANIMAL H	335	348
106 SHRS PHILIP MORRIS I	8,550	9,020
56 SHRS PHILLIPS 66 COM	4,975	6,239
309 SHRS PING AN INSURAN	6,309	7,354
26 SHRS PIONEER NATURAL	3,960	3,936
262 SHRS PJSC GAZPROM SP	1,202	2,154
45 SHRS PJSC LUKOIL SPO	2,728	4,442
32 SHRS PNC FINL SVCS G	4,376	5,108
7 SHRS PNM RESOURCES I	241	355
6 SHRS PORTLAND GENERA	308	335
50 SHRS PPG INDUSTRIES	5,340	6,675
198 SHRS PPL CORPORATION	5,833	7,104
5 SHRS PREFERRED BANK	299	300
360 SHRS PT ASTRA INTERN	4,125	3,560
462 SHRS PT BK MANDIRI P	5,011	5,128
114 SHRS PT TELEKOMUNIKA	3,298	3,249
25 SHRS QUALCOMM INC	2,014	2,206
329 SHRS QURATE RETAIL I	5,006	2,773
4 SHRS R P M INC	201	307
35 SHRS REALTY INCOME C	1,665	2,577
159 SHRS REGIONS FINANCI	2,335	2,728

Investments Corporation Stock Schedule

Name of Stock	End of Year Book Value	End of Year Fair Market Value
323 SHRS RENTOKIL GROUP	6,729	9,842
598 SHRS ROCHE HOLDINGS	18,872	24,315
112 SHRS ROGERS COMM INC	5,846	5,563
203 SHRS ROYAL DUTCH SHE	12,800	12,174
6 SHRS S&P GLOBAL INC	1,312	1,638
54 SHRS SAFRAN SA	1,793	2,090
35 SHRS SALESFORCE.COM	4,327	5,692
174 SHRS SANLAM LTD ADR	1,927	2,004
190 SHRS SANOFI ADR	8,522	9,538
106 SHRS SAP AG	11,941	14,203
337 SHRS SBERBANK RUSSIA	5,591	5,527
109 SHRS SEAGATE TECHNOL	5,095	6,486
6 SHRS SERVICENOW INC	1,269	1,694
9 SHRS SERVISFIRST BAN	327	339
88 SHRS SHINHAN FINANCI	3,755	3,350
182 SHRS SHISEIDO LTD SP	9,121	12,899
18 SHRS SHOPIFY INC	3,883	7,156
135 SHRS SHOPRITE HLDGS	1,968	1,219
143 SHRS SIEMENS AKTIENG	8,177	9,291
38 SHRS SINGAPORE TELEC	1,038	952
389 SHRS SMITHS GROUP PL	7,242	8,745
307 SHRS SMURFIT KAPPA G	9,556	11,659
4 SHRS SNAP-ON INC	594	678
150 SHRS SOCIEDAD QUIMIC	6,869	4,004
533 SHRS SONIC HEALTHCAR	8,176	10,788
92 SHRS SONY CORP ADR 1	4,304	6,256
83 SHRS SOUTHERN CO	3,658	5,287
4 SHRS SPIRE INC	340	333
12 SHRS SPLUNK INC	1,114	1,797
36 SHRS SPOTIFY TECHNOL	5,160	5,384

Investments Corporation Stock Schedule

Name of Stock	End of Year Book Value	End of Year Fair Market Value
11 SHRS SQUARE INC CLAS	538	688
173 SHRS STANDARD BANK G	2,194	2,055
5 SHRS STERIS PLC	344	762
131 SHRS STONECO LTD CL	4,952	5,226
17 SHRS STORE CAPITAL C	606	633
24 SHRS SUN COMMUNITIES	2,416	3,602
205 SHRS TAIWAN SMCNDCTR	8,535	11,911
18 SHRS TARGA RESOURCES	712	735
43 SHRS TC ENERGY CORP	2,216	2,292
57 SHRS TE CONNECTIVITY	3,908	5,463
314 SHRS TECHNOPRO HLDGS	3,893	4,413
2 SHRS TELEFLEX INC TFX	346	753
50 SHRS TELEPERFORMANCE	4,304	6,173
43 SHRS TEMENOS AG SPON	5,790	6,765
75 SHRS TERNIUM S.A. AD	2,020	1,650
7 SHRS TESLA INC	2,130	2,928
62 SHRS THOMSON REUTERS	4,286	4,439
200 SHRS TOTAL S A SPON	10,611	11,060
72 SHRS TOYOTA MOTOR CP	9,666	10,119
7 SHRS TWILIO INC CL A	836	688
396 SHRS TWITTER INC	12,201	12,692
66 SHRS TYSON FOODS INC	5,259	6,009
25 SHRS UBER TECHNOLOGI	937	744
487 SHRS UBS GROUP AG SH	6,044	6,126
490 SHRS UMICORE SA ADR	5,615	5,954
306 SHRS UNILEVER NV NY	15,715	17,583
8 SHRS UNION PACIFIC C	1,189	1,446
34 SHRS UNITED PARCEL S	3,506	3,980
39 SHRS UNITEDHEALTH GP	3,920	11,465
5 SHRS UNITIL CORP	305	309

Investments Corporation Stock Schedule

Name of Stock	End of Year Book Value	End of Year Fair Market Value
275 SHRS UPM KYMMENE COR	6,934	9,508
291 SHRS UTD OVERSEAS BK	10,351	11,441
75 SHRS VENTAS INC	4,266	4,331
161 SHRS VERIZON COMMUNI	8,160	9,885
22 SHRS VERMILION ENERG	650	360
25 SHRS VERTEX PHARMACE	2,717	5,474
23 SHRS VISA INC CL A	2,468	4,322
263 SHRS VODACOM GROUP L	2,600	2,149
224 SHRS VODAFONE GROUP	4,490	4,330
64 SHRS WALGREENS BOOTS	4,282	3,773
16 SHRS WALT DISNEY CO	2,170	2,314
6 SHRS WASH TRUST BANC	241	323
529 SHRS WEICHAH PWR CO	5,228	8,923
65 SHRS WELLTOWER INC	4,057	5,316
84 SHRS WESTERN DIGITAL WDC	4,772	5,331
7 SHRS WILEY JOHN & SO	317	340
9 SHRS WORKDAY INC CL	1,123	1,480
11 SHRS XILINX INC	1,106	1,075
293 SHRS ZURICH INSURANC	8,892	12,013
398 SHRS TELEFONICA BRAS	4,192	5,699

TY 2019 Investments - Other Schedule**Name:** GIA MAIONE PRIMA FOUNDATION

C/O ANTHONY J SYLVESTER

EIN: 45-2504060**Investments Other Schedule 2**

Category/ Item	Listed at Cost or FMV	Book Value	End of Year Fair Market Value
ALLY BK CD	AT COST	50,000	50,014
BMW CD	AT COST	100,000	100,446
EVERBANK CD	AT COST	100,000	100,261
GOLDMAN SACHS CD	AT COST	35,000	35,835
1783 SHRS ISHARES 20+ YR	AT COST	219,277	241,561
3062 SHRS ISHARES CORE MS	AT COST	157,499	164,613
1358 SHRS ISHARES INC MSC	AT COST	79,090	80,448
188 SHRS ISHARES RUSSELL 2000 GROWTH ETF IWO	AT COST	35,590	40,273
256 SHRS ISHARES RUSSELL MIDCAP G ETF IWP	AT COST	30,953	39,060
426 SHRS ISHARES RUSSELL MIDCAP V ETF IWS	AT COST	36,879	40,372
1228 SHRS ISHARES TIPS BO	AT COST	139,678	143,148
3214 SHRS PIMCO ENHANCED	AT COST	326,843	326,510
18803 SHRS SPDR PORTF SHOR	AT COST	573,194	579,885

TY 2019 Legal Fees Schedule

Name: GIA MAIONE PRIMA FOUNDATION
C/O ANTHONY J SYLVESTER

EIN: 45-2504060

Category	Amount	Net Investment Income	Adjusted Net Income	Disbursements for Charitable Purposes
SHERMAN WELLS SYLVESTER & STAMELMAN LLP	139,434	11,790		127,644

TY 2019 Other Assets Schedule

Name: GIA MAIONE PRIMA FOUNDATION
C/O ANTHONY J SYLVESTER
EIN: 45-2504060

Other Assets Schedule

Description	Beginning of Year - Book Value	End of Year - Book Value	End of Year - Fair Market Value
MUSICAL INTELLECTUAL PROPERTY ASSETS	3,000,000	3,000,000	3,000,000

TY 2019 Other Expenses Schedule**Name:** GIA MAIONE PRIMA FOUNDATION

C/O ANTHONY J SYLVESTER

EIN: 45-2504060**Other Expenses Schedule**

Description	Revenue and Expenses per Books	Net Investment Income	Adjusted Net Income	Disbursements for Charitable Purposes
INSURANCE EXPENSE	3,630	0		3,630
IT AND WEBSITE EXPENSES	5,757	0		5,757
SUPPLIES AND OFFICE EXPENSES	817	0		817
STORAGE	3,851	0		3,851
OTHER INVESTMENT EXPENSES	1,305	1,305		0

TY 2019 Other Income Schedule

Name: GIA MAIONE PRIMA FOUNDATION
C/O ANTHONY J SYLVESTER

EIN: 45-2504060

Other Income Schedule

Description	Revenue And Expenses Per Books	Net Investment Income	Adjusted Net Income
OTHER INVESTMENT INCOME	4,407	4,407	4,407
ROYALTIES	716,324	716,324	716,324

TY 2019 Other Increases Schedule

Name: GIA MAIONE PRIMA FOUNDATION
C/O ANTHONY J SYLVESTER

EIN: 45-2504060

Description	Amount
ADJUSTMENT TO VALUE JEWELRY SOLD DURING THE YEAR	32,000

TY 2019 Other Professional Fees Schedule

Name: GIA MAIONE PRIMA FOUNDATION
C/O ANTHONY J SYLVESTER

EIN: 45-2504060

Category	Amount	Net Investment Income	Adjusted Net Income	Disbursements for Charitable Purposes
INVESTMENT MANAGEMENT FEES-MORGAN STANLEY	32,913	32,913		0
OTHER PROFESSIONAL FEES	504	0		504

TY 2019 Taxes Schedule

Name: GIA MAIONE PRIMA FOUNDATION
C/O ANTHONY J SYLVESTER

EIN: 45-2504060

Category	Amount	Net Investment Income	Adjusted Net Income	Disbursements for Charitable Purposes
EXCISE TAX	12,000	0		0