

efile GRAPHIC print - DO NOT PROCESS

As Filed Data -

DLN: 93491297004069

Form 990-PF

Department of the Treasury

Internal Revenue Service

Return of Private Foundation

or Section 4947(a)(1) Trust Treated as Private Foundation

Do not enter social security numbers on this form as it may be made public.

Go to [www.irs.gov/Form990PF](http://www.irs.gov/Form990PF) for instructions and the latest information.

OMB No 1545-0052

2018

Open to Public Inspection

For calendar year 2018, or tax year beginning 01-01-2018, and ending 12-31-2018

Name of foundation

ADAMS MASTROVICH FAM FDN

Number and street (or P O box number if mail is not delivered to street address)

6325 S RAINBOW BLVD STE 300

City or town, state or province, country, and ZIP or foreign postal code

LAS VEGAS, NV 89118

G

Check all that apply

☐ Initial return

☐ Initial return of a former public charity

☐ Final return

☐ Amended return

☐ Address change

☐ Name change

H

Check type of organization

☒ Section 501(c)(3) exempt private foundation

☐ Section 4947(a)(1) nonexempt charitable trust

☐ Other taxable private foundation

I

Fair market value of all assets at end of year (from Part II, col (c), line 16)

\$ 23,513,988

J

Accounting method

☐ Cash

☐ Accrual

☐ Other (specify)

(Part I, column (d) must be on cash basis )

A

Employer identification number

41-6014092

B

Telephone number (see instructions)

(888) 730-4933

C

If exemption application is pending, check here

☐

D

1. Foreign organizations, check here

☐

2. Foreign organizations meeting the 85% test, check here and attach computation

☐

E

If private foundation status was terminated under section 507(b)(1)(A), check here

☐






F

If the foundation is in a 60-month termination under section 507(b)(1)(B), check here

☐

Part I

Analysis of Revenue and Expenses (The total of amounts in columns (b), (c), and (d) may not necessarily equal the amounts in column (a) (see instructions) )

	(a) Revenue and expenses per books	(b) Net investment income	(c) Adjusted net income	(d) Disbursements for charitable purposes (cash basis only)
Revenue	1 Contributions, gifts, grants, etc , received (attach schedule)			
	2 Check <input checked="" type="checkbox"/> if the foundation is not required to attach Sch B			
	3 Interest on savings and temporary cash investments			
	4 Dividends and interest from securities	632,052	631,951	
	5a Gross rents			
	b Net rental income or (loss)			
	6a Net gain or (loss) from sale of assets not on line 10	1,578,032		
	b Gross sales price for all assets on line 6a			
		11,097,124		
	7 Capital gain net income (from Part IV, line 2)		1,578,032	
	8 Net short-term capital gain			0
	9 Income modifications			
Operating and Administrative Expenses	10a Gross sales less returns and allowances			
	b Less Cost of goods sold			
	c Gross profit or (loss) (attach schedule)			
	11 Other income (attach schedule)	 321,306	241,037	
	12 Total. Add lines 1 through 11	2,531,390	2,451,020	
	13 Compensation of officers, directors, trustees, etc	121,602	83,327	
	14 Other employee salaries and wages		0	0
	15 Pension plans, employee benefits		0	0
	16a Legal fees (attach schedule)			0
	b Accounting fees (attach schedule)	 2,343	0	0
	c Other professional fees (attach schedule)	 56,256	6,008	50,248
	17 Interest			0
	18 Taxes (attach schedule) (see instructions)	 71,382	14,633	0
	19 Depreciation (attach schedule) and depletion	0	0	
	20 Occupancy			
	21 Travel, conferences, and meetings		0	0
22 Printing and publications		0	0	
23 Other expenses (attach schedule)	 4,818	1,079	3,739	
24 Total operating and administrative expenses. Add lines 13 through 23	256,401	105,047	0	
25 Contributions, gifts, grants paid	1,216,928		1,216,928	
26 Total expenses and disbursements. Add lines 24 and 25	1,473,329	105,047	0	
	27 Subtract line 26 from line 12			
	a Excess of revenue over expenses and disbursements	1,058,061		
	b Net investment income (if negative, enter -0-)		2,345,973	
c Adjusted net income (if negative, enter -0-)			0	

For Paperwork Reduction Act Notice, see instructions.

Cat No 11289X

Form 990-PF (2018)

Part II Balance Sheets		Attached schedules and amounts in the description column should be for end-of-year amounts only (See instructions.)			
		Beginning of year (a) Book Value	End of year (b) Book Value (c) Fair Market Value		
Assets	1	Cash—non-interest-bearing . . . . .			
	2	Savings and temporary cash investments . . . . .	759,210	599,723	599,723
	3	Accounts receivable ▶ _____ Less allowance for doubtful accounts ▶ _____		0	0
	4	Pledges receivable ▶ _____ Less allowance for doubtful accounts ▶ _____			
	5	Grants receivable . . . . .			
	6	Receivables due from officers, directors, trustees, and other disqualified persons (attach schedule) (see instructions) . . . . .			
	7	Other notes and loans receivable (attach schedule) ▶ _____ Less allowance for doubtful accounts ▶ _____ 0			
	8	Inventories for sale or use . . . . .			
	9	Prepaid expenses and deferred charges . . . . .			
	10a	Investments—U S and state government obligations (attach schedule)			
	b	Investments—corporate stock (attach schedule) . . . . .			
	c	Investments—corporate bonds (attach schedule) . . . . .			
	11	Investments—land, buildings, and equipment basis ▶ _____ Less accumulated depreciation (attach schedule) ▶ _____			
	12	Investments—mortgage loans . . . . .			
	13	Investments—other (attach schedule) . . . . .	19,902,518	21,146,925	22,914,265
	14	Land, buildings, and equipment basis ▶ _____ Less accumulated depreciation (attach schedule) ▶ _____			
15	Other assets (describe ▶ _____)				
16	<b>Total assets</b> (to be completed by all filers—see the instructions Also, see page 1, item I)	20,661,728	21,746,648	23,513,988	
Liabilities	17	Accounts payable and accrued expenses . . . . .			
	18	Grants payable . . . . .			
	19	Deferred revenue . . . . .			
	20	Loans from officers, directors, trustees, and other disqualified persons			
	21	Mortgages and other notes payable (attach schedule) . . . . .			
	22	Other liabilities (describe ▶ _____)			
	23	<b>Total liabilities</b> (add lines 17 through 22) . . . . .		0	
Net Assets or Fund Balances	<b>Foundations that follow SFAS 117, check here</b> <input type="checkbox"/> <b>and complete lines 24 through 26 and lines 30 and 31.</b>				
	24	Unrestricted . . . . .			
	25	Temporarily restricted . . . . .			
	26	Permanently restricted . . . . .			
	<b>Foundations that do not follow SFAS 117, check here</b> <input checked="" type="checkbox"/> <b>and complete lines 27 through 31.</b>				
	27	Capital stock, trust principal, or current funds . . . . .	20,661,728	21,746,648	
	28	Paid-in or capital surplus, or land, bldg , and equipment fund			
	29	Retained earnings, accumulated income, endowment, or other funds			
30	<b>Total net assets or fund balances</b> (see instructions) . . . . .	20,661,728	21,746,648		
31	<b>Total liabilities and net assets/fund balances</b> (see instructions) .	20,661,728	21,746,648		

**Part III Analysis of Changes in Net Assets or Fund Balances**

1	Total net assets or fund balances at beginning of year—Part II, column (a), line 30 (must agree with end-of-year figure reported on prior year's return) . . . . .	1	20,661,728
2	Enter amount from Part I, line 27a . . . . .	2	1,058,061
3	Other increases not included in line 2 (itemize) ▶ _____	3	30,282
4	Add lines 1, 2, and 3 . . . . .	4	21,750,071
5	Decreases not included in line 2 (itemize) ▶ _____	5	3,423
6	Total net assets or fund balances at end of year (line 4 minus line 5)—Part II, column (b), line 30 .	6	21,746,648

**Part IV Capital Gains and Losses for Tax on Investment Income**

(a) List and describe the kind(s) of property sold (e g , real estate, 2-story brick warehouse, or common stock, 200 shs MLC Co )		(b) How acquired P—Purchase D—Donation	(c) Date acquired (mo , day, yr )	(d) Date sold (mo , day, yr )
<b>1a</b> See Additional Data Table				
<b>b</b>				
<b>c</b>				
<b>d</b>				
<b>e</b>				

(e) Gross sales price	(f) Depreciation allowed (or allowable)	(g) Cost or other basis plus expense of sale	(h) Gain or (loss) (e) plus (f) minus (g)
<b>a</b> See Additional Data Table			
<b>b</b>			
<b>c</b>			
<b>d</b>			
<b>e</b>			

Complete only for assets showing gain in column (h) and owned by the foundation on 12/31/69			(l) Gains (Col (h) gain minus col (k), but not less than -0-) or Losses (from col (h))
(i) F M V as of 12/31/69	(j) Adjusted basis as of 12/31/69	(k) Excess of col (i) over col (j), if any	
<b>a</b> See Additional Data Table			
<b>b</b>			
<b>c</b>			
<b>d</b>			
<b>e</b>			

<b>2</b> Capital gain net income or (net capital loss)	<div> <div>If gain, also enter in Part I, line 7</div> <div>If (loss), enter -0- in Part I, line 7</div> </div>	<b>2</b>	1,578,032
<b>3</b> Net short-term capital gain or (loss) as defined in sections 1222(5) and (6) If gain, also enter in Part I, line 8, column (c) (see instructions) If (loss), enter -0- in Part I, line 8		<b>3</b>	

**Part V Qualification Under Section 4940(e) for Reduced Tax on Net Investment Income**

(For optional use by domestic private foundations subject to the section 4940(a) tax on net investment income )

If section 4940(d)(2) applies, leave this part blank

Was the foundation liable for the section 4942 tax on the distributable amount of any year in the base period?



Yes



No

If "Yes," the foundation does not qualify under section 4940(e) Do not complete this part

**1** Enter the appropriate amount in each column for each year, see instructions before making any entries

(a) Base period years Calendar year (or tax year beginning in)	(b) Adjusted qualifying distributions	(c) Net value of noncharitable-use assets	(d) Distribution ratio (col (b) divided by col (c))
2017	1,266,395	25,348,046	0 04996
2016	1,242,261	23,916,460	0 051942
2015	1,243,121	25,435,787	0 048873
2014	1,165,337	26,119,685	0 044615
2013	1,144,786	25,275,574	0 045292
<b>2</b> Total of line 1, column (d)			<b>2</b> 0 240682
<b>3</b> Average distribution ratio for the 5-year base period—divide the total on line 2 by 5 0, or by the number of years the foundation has been in existence if less than 5 years			<b>3</b> 0 048136
<b>4</b> Enter the net value of noncharitable-use assets for 2018 from Part X, line 5			<b>4</b> 26,098,583
<b>5</b> Multiply line 4 by line 3			<b>5</b> 1,256,281
<b>6</b> Enter 1% of net investment income (1% of Part I, line 27b)			<b>6</b> 23,460
<b>7</b> Add lines 5 and 6			<b>7</b> 1,279,741
<b>8</b> Enter qualifying distributions from Part XII, line 4			<b>8</b> 1,311,534

If line 8 is equal to or greater than line 7, check the box in Part VI, line 1b, and complete that part using a 1% tax rate See the Part VI instructions

**Part VI Excise Tax Based on Investment Income (Section 4940(a), 4940(b), 4940(e), or 4948—see instructions)**

<b>1a</b>	Exempt operating foundations described in section 4940(d)(2), check here <input type="checkbox"/> and enter "N/A" on line 1 Date of ruling or determination letter _____ (attach copy of letter if necessary—see instructions)		
<b>b</b>	Domestic foundations that meet the section 4940(e) requirements in Part V, check here <input checked="" type="checkbox"/> and enter 1% of Part I, line 27b . . . . .	<b>1</b>	23,460
<b>c</b>	All other domestic foundations enter 2% of line 27b. Exempt foreign organizations enter 4% of Part I, line 12, col (b)		
<b>2</b>	Tax under section 511 (domestic section 4947(a)(1) trusts and taxable foundations only. Others enter -0-)	<b>2</b>	0
<b>3</b>	Add lines 1 and 2. . . . .	<b>3</b>	23,460
<b>4</b>	Subtitle A (income) tax (domestic section 4947(a)(1) trusts and taxable foundations only. Others enter -0-)	<b>4</b>	0
<b>5</b>	<b>Tax based on investment income.</b> Subtract line 4 from line 3. If zero or less, enter -0- . . . . .	<b>5</b>	23,460
<b>6</b>	Credits/Payments		
<b>a</b>	2018 estimated tax payments and 2017 overpayment credited to 2018	<b>6a</b>	54,000
<b>b</b>	Exempt foreign organizations—tax withheld at source . . . . .	<b>6b</b>	
<b>c</b>	Tax paid with application for extension of time to file (Form 8868) . . . . .	<b>6c</b>	0
<b>d</b>	Backup withholding erroneously withheld . . . . .	<b>6d</b>	
<b>7</b>	Total credits and payments. Add lines 6a through 6d. . . . .	<b>7</b>	54,000
<b>8</b>	Enter any <b>penalty</b> for underpayment of estimated tax. Check here <input checked="" type="checkbox"/> if Form 2220 is attached	<b>8</b>	0
<b>9</b>	<b>Tax due.</b> If the total of lines 5 and 8 is more than line 7, enter <b>amount owed</b> . . . . .	<b>9</b>	
<b>10</b>	<b>Overpayment.</b> If line 7 is more than the total of lines 5 and 8, enter the <b>amount overpaid</b> . . . . .	<b>10</b>	30,540
<b>11</b>	Enter the amount of line 10 to be <b>Credited to 2019 estimated tax</b> <input type="checkbox"/> 23,460 <b>Refunded</b> <input type="checkbox"/>	<b>11</b>	7,080

**Part VII-A Statements Regarding Activities**

	Yes	No
<b>1a</b> During the tax year, did the foundation attempt to influence any national, state, or local legislation or did it participate or intervene in any political campaign? . . . . .	<b>1a</b>	No
<b>b</b> Did it spend more than \$100 during the year (either directly or indirectly) for political purposes? (see Instructions for definition). . . . . <i>If the answer is "Yes" to 1a or 1b, attach a detailed description of the activities and copies of any materials published or distributed by the foundation in connection with the activities</i>	<b>1b</b>	No
<b>c</b> Did the foundation file <b>Form 1120-POL</b> for this year? . . . . .	<b>1c</b>	No
<b>d</b> Enter the amount (if any) of tax on political expenditures (section 4955) imposed during the year (1) On the foundation <input type="checkbox"/> \$ _____ (2) On foundation managers <input type="checkbox"/> \$ _____		
<b>e</b> Enter the reimbursement (if any) paid by the foundation during the year for political expenditure tax imposed on foundation managers <input type="checkbox"/> \$ _____		
<b>2</b> Has the foundation engaged in any activities that have not previously been reported to the IRS? . . . . . <i>If "Yes," attach a detailed description of the activities</i>	<b>2</b>	No
<b>3</b> Has the foundation made any changes, not previously reported to the IRS, in its governing instrument, articles of incorporation, or bylaws, or other similar instruments? <i>If "Yes," attach a conformed copy of the changes</i> . . . . .	<b>3</b>	No
<b>4a</b> Did the foundation have unrelated business gross income of \$1,000 or more during the year? . . . . .	<b>4a</b>	No
<b>b</b> If "Yes," has it filed a tax return on <b>Form 990-T</b> for this year? . . . . .	<b>4b</b>	
<b>5</b> Was there a liquidation, termination, dissolution, or substantial contraction during the year? . . . . . <i>If "Yes," attach the statement required by General Instruction T</i>	<b>5</b>	No
<b>6</b> Are the requirements of section 508(e) (relating to sections 4941 through 4945) satisfied either • By language in the governing instrument, or • By state legislation that effectively amends the governing instrument so that no mandatory directions that conflict with the state law remain in the governing instrument? . . . . .	<b>6</b>	Yes
<b>7</b> Did the foundation have at least \$5,000 in assets at any time during the year? <i>If "Yes," complete Part II, col (c), and Part XV</i> . . . . .	<b>7</b>	Yes
<b>8a</b> Enter the states to which the foundation reports or with which it is registered (see instructions) <input type="checkbox"/> MN		
<b>b</b> If the answer is "Yes" to line 7, has the foundation furnished a copy of Form 990-PF to the Attorney General (or designate) of each state as required by General Instruction G? <i>If "No," attach explanation</i> .	<b>8b</b>	Yes
<b>9</b> Is the foundation claiming status as a private operating foundation within the meaning of section 4942(j)(3) or 4942(j)(5) for calendar year 2018 or the taxable year beginning in 2018? See the instructions for Part XIV. <i>If "Yes," complete Part XIV</i> . . . . .	<b>9</b>	No
<b>10</b> Did any persons become substantial contributors during the tax year? <i>If "Yes," attach a schedule listing their names and addresses</i> . . . . .	<b>10</b>	No

**Part VII-A Statements Regarding Activities** (continued)

<b>11</b>	At any time during the year, did the foundation, directly or indirectly, own a controlled entity within the meaning of section 512(b)(13)? If "Yes," attach schedule. See instructions. . . . .	<b>11</b>		<b>No</b>
<b>12</b>	Did the foundation make a distribution to a donor advised fund over which the foundation or a disqualified person had advisory privileges? If "Yes," attach statement. See instructions. . . . .	<b>12</b>		<b>No</b>
<b>13</b>	Did the foundation comply with the public inspection requirements for its annual returns and exemption application? Website address <b>▶</b> N/A	<b>13</b>	<b>Yes</b>	
<b>14</b>	The books are in care of <b>▶</b> WELLS FARGO BANK NA Telephone no <b>▶</b> (888) 730-4933			

Located at **▶** 100 N MAIN ST MAC D4001-117 WINSTON SALEM NC ZIP+4 **▶** 27101

<b>15</b>	Section 4947(a)(1) nonexempt charitable trusts filing Form 990-PF in lieu of <b>Form 1041</b> —check here . . . . . <b>▶</b> <input type="checkbox"/>			
	and enter the amount of tax-exempt interest received or accrued during the year . . . . . <b>▶</b> <b>15</b>			
<b>16</b>	At any time during calendar year 2018, did the foundation have an interest in or a signature or other authority over a bank, securities, or other financial account in a foreign country? . . . . .	<b>16</b>	<b>Yes</b>	<b>No</b>
	See the instructions for exceptions and filing requirements for FinCEN Form 114. If "Yes", enter the name of the foreign country <b>▶</b>			

**Part VII-B Statements Regarding Activities for Which Form 4720 May Be Required**

**File Form 4720 if any item is checked in the "Yes" column, unless an exception applies.**

<b>1a</b>	During the year did the foundation (either directly or indirectly)		<b>Yes</b>	<b>No</b>
	(1) Engage in the sale or exchange, or leasing of property with a disqualified person? <input type="checkbox"/> Yes <input checked="" type="checkbox"/> No			
	(2) Borrow money from, lend money to, or otherwise extend credit to (or accept it from) a disqualified person? <input type="checkbox"/> Yes <input checked="" type="checkbox"/> No			
	(3) Furnish goods, services, or facilities to (or accept them from) a disqualified person? <input type="checkbox"/> Yes <input checked="" type="checkbox"/> No			
	(4) Pay compensation to, or pay or reimburse the expenses of, a disqualified person? <input checked="" type="checkbox"/> Yes <input type="checkbox"/> No			
	(5) Transfer any income or assets to a disqualified person (or make any of either available for the benefit or use of a disqualified person)? <input checked="" type="checkbox"/> Yes <input type="checkbox"/> No			
	(6) Agree to pay money or property to a government official? ( <b>Exception.</b> Check "No" if the foundation agreed to make a grant to or to employ the official for a period after termination of government service, if terminating within 90 days). <input type="checkbox"/> Yes <input checked="" type="checkbox"/> No			
<b>b</b>	If any answer is "Yes" to 1a(1)–(6), did <b>any</b> of the acts fail to qualify under the exceptions described in Regulations section 53.4941(d)-3 or in a current notice regarding disaster assistance? See instructions. . . . . <input type="checkbox"/>	<b>1b</b>	<b>Yes</b>	
<b>c</b>	Did the foundation engage in a prior year in any of the acts described in 1a, other than excepted acts, that were not corrected before the first day of the tax year beginning in 2018? . . . . . <input type="checkbox"/>	<b>1c</b>	<b>Yes</b>	
<b>2</b>	Taxes on failure to distribute income (section 4942) (does not apply for years the foundation was a private operating foundation defined in section 4942(j)(3) or 4942(j)(5))			
<b>a</b>	At the end of tax year 2018, did the foundation have any undistributed income (lines 6d and 6e, Part XIII) for tax year(s) beginning before 2018? . . . . . <input type="checkbox"/> Yes <input checked="" type="checkbox"/> No			
	If "Yes," list the years <b>▶</b> 20____, 20____, 20____, 20____			
<b>b</b>	Are there any years listed in 2a for which the foundation is <b>not</b> applying the provisions of section 4942(a)(2) (relating to incorrect valuation of assets) to the year's undistributed income? (If applying section 4942(a)(2) to <b>all</b> years listed, answer "No" and attach statement—see instructions). . . . .	<b>2b</b>		
<b>c</b>	If the provisions of section 4942(a)(2) are being applied to <b>any</b> of the years listed in 2a, list the years here <b>▶</b> 20____, 20____, 20____, 20____			
<b>3a</b>	Did the foundation hold more than a 2% direct or indirect interest in any business enterprise at any time during the year? . . . . . <input type="checkbox"/> Yes <input checked="" type="checkbox"/> No			
<b>b</b>	If "Yes," did it have excess business holdings in 2018 as a result of (1) any purchase by the foundation or disqualified persons after May 26, 1969, (2) the lapse of the 5-year period (or longer period approved by the Commissioner under section 4943(c)(7)) to dispose of holdings acquired by gift or bequest, or (3) the lapse of the 10-, 15-, or 20-year first phase holding period? (Use Schedule C, Form 4720, to determine if the foundation had excess business holdings in 2018). . . . .	<b>3b</b>		
<b>4a</b>	Did the foundation invest during the year any amount in a manner that would jeopardize its charitable purposes?	<b>4a</b>		<b>No</b>
<b>b</b>	Did the foundation make any investment in a prior year (but after December 31, 1969) that could jeopardize its charitable purpose that had not been removed from jeopardy before the first day of the tax year beginning in 2018?	<b>4b</b>		<b>No</b>

**Part VII-B Statements Regarding Activities for Which Form 4720 May Be Required** (continued)

<b>5a</b>	During the year did the foundation pay or incur any amount to		<b>Yes</b>	<b>No</b>
(1)	Carry on propaganda, or otherwise attempt to influence legislation (section 4945(e))?	<input type="checkbox"/> Yes <input checked="" type="checkbox"/> No		
(2)	Influence the outcome of any specific public election (see section 4955), or to carry on, directly or indirectly, any voter registration drive?	<input type="checkbox"/> Yes <input checked="" type="checkbox"/> No		
(3)	Provide a grant to an individual for travel, study, or other similar purposes?	<input type="checkbox"/> Yes <input checked="" type="checkbox"/> No		
(4)	Provide a grant to an organization other than a charitable, etc., organization described in section 4945(d)(4)(A)? See instructions.	<input type="checkbox"/> Yes <input checked="" type="checkbox"/> No		
(5)	Provide for any purpose other than religious, charitable, scientific, literary, or educational purposes, or for the prevention of cruelty to children or animals?	<input type="checkbox"/> Yes <input checked="" type="checkbox"/> No		
<b>b</b>	If any answer is "Yes" to 5a(1)–(5), did <b>any</b> of the transactions fail to qualify under the exceptions described in Regulations section 53.4945 or in a current notice regarding disaster assistance? See instructions.		<b>5b</b>	
	Organizations relying on a current notice regarding disaster assistance check here.	<input type="checkbox"/>		
<b>c</b>	If the answer is "Yes" to question 5a(4), does the foundation claim exemption from the tax because it maintained expenditure responsibility for the grant? If "Yes," attach the statement required by Regulations section 53.4945–5(d)	<input type="checkbox"/> Yes <input type="checkbox"/> No		
<b>6a</b>	Did the foundation, during the year, receive any funds, directly or indirectly, to pay premiums on a personal benefit contract?	<input type="checkbox"/> Yes <input checked="" type="checkbox"/> No	<b>6b</b>	<b>No</b>
<b>b</b>	Did the foundation, during the year, pay premiums, directly or indirectly, on a personal benefit contract? If "Yes" to 6b, file Form 8870			
<b>7a</b>	At any time during the tax year, was the foundation a party to a prohibited tax shelter transaction?	<input type="checkbox"/> Yes <input checked="" type="checkbox"/> No	<b>7b</b>	
<b>b</b>	If yes, did the foundation receive any proceeds or have any net income attributable to the transaction?			
<b>8</b>	Is the foundation subject to the section 4960 tax on payment(s) of more than \$1,000,000 in remuneration or excess parachute payment during the year?	<input type="checkbox"/> Yes <input checked="" type="checkbox"/> No		

**Part VIII Information About Officers, Directors, Trustees, Foundation Managers, Highly Paid Employees, and Contractors**

<b>1 List all officers, directors, trustees, foundation managers and their compensation. See instructions</b>				
(a) Name and address	(b) Title, and average hours per week devoted to position	(c) Compensation (If not paid, enter -0-)	(d) Contributions to employee benefit plans and deferred compensation	(e) Expense account, other allowances
See Additional Data Table				
<b>2 Compensation of five highest-paid employees (other than those included on line 1—see instructions). If none, enter "NONE."</b>				
(a) Name and address of each employee paid more than \$50,000	(b) Title, and average hours per week devoted to position	(c) Compensation	(d) Contributions to employee benefit plans and deferred compensation	(e) Expense account, other allowances
NONE				
<b>Total number of other employees paid over \$50,000.</b>				<b>0</b>

**Part VIII** **Information About Officers, Directors, Trustees, Foundation Managers, Highly Paid Employees, and Contractors** *(continued)*

**3** **Five highest-paid independent contractors for professional services (see instructions). If none, enter "NONE".**

(a) Name and address of each person paid more than \$50,000	(b) Type of service	(c) Compensation
NONE		
<b>Total</b> number of others receiving over \$50,000 for professional services. . . . . ►		0

**Part IX-A** **Summary of Direct Charitable Activities**

List the foundation's four largest direct charitable activities during the tax year. Include relevant statistical information such as the number of organizations and other beneficiaries served, conferences convened, research papers produced, etc.

	Expenses
<b>1</b>	
<b>2</b>	
<b>3</b>	
<b>4</b>	

**Part IX-B** **Summary of Program-Related Investments** (see instructions)

Describe the two largest program-related investments made by the foundation during the tax year on lines 1 and 2	Amount
<b>1</b>	
<b>2</b>	
All other program-related investments. See instructions.	
<b>3</b>	
<b>Total.</b> Add lines 1 through 3 . . . . . ►	

**Part X Minimum Investment Return** (All domestic foundations must complete this part. Foreign foundations, see instructions.)

<b>1</b>	Fair market value of assets not used (or held for use) directly in carrying out charitable, etc., purposes		
<b>a</b>	Average monthly fair market value of securities.	<b>1a</b>	25,555,581
<b>b</b>	Average of monthly cash balances.	<b>1b</b>	940,442
<b>c</b>	Fair market value of all other assets (see instructions).	<b>1c</b>	0
<b>d</b>	<b>Total</b> (add lines 1a, b, and c).	<b>1d</b>	26,496,023
<b>e</b>	Reduction claimed for blockage or other factors reported on lines 1a and 1c (attach detailed explanation).	<b>1e</b>	0
<b>2</b>	Acquisition indebtedness applicable to line 1 assets.	<b>2</b>	0
<b>3</b>	Subtract line 2 from line 1d.	<b>3</b>	26,496,023
<b>4</b>	Cash deemed held for charitable activities. Enter 1 1/2% of line 3 (for greater amount, see instructions).	<b>4</b>	397,440
<b>5</b>	<b>Net value of noncharitable-use assets.</b> Subtract line 4 from line 3. Enter here and on Part V, line 4.	<b>5</b>	26,098,583
<b>6</b>	<b>Minimum investment return.</b> Enter 5% of line 5.	<b>6</b>	1,304,929

**Part XI Distributable Amount** (see instructions) (Section 4942(j)(3) and (j)(5) private operating foundations and certain foreign organizations check here ☐ and do not complete this part.)

<b>1</b>	Minimum investment return from Part X, line 6.	<b>1</b>	1,304,929
<b>2a</b>	Tax on investment income for 2018 from Part VI, line 5.	<b>2a</b>	23,460
<b>b</b>	Income tax for 2018 (This does not include the tax from Part VI).	<b>2b</b>	
<b>c</b>	Add lines 2a and 2b.	<b>2c</b>	23,460
<b>3</b>	Distributable amount before adjustments. Subtract line 2c from line 1.	<b>3</b>	1,281,469
<b>4</b>	Recoveries of amounts treated as qualifying distributions.	<b>4</b>	80,269
<b>5</b>	Add lines 3 and 4.	<b>5</b>	1,361,738
<b>6</b>	Deduction from distributable amount (see instructions).	<b>6</b>	0
<b>7</b>	<b>Distributable amount</b> as adjusted. Subtract line 6 from line 5. Enter here and on Part XIII, line 1.	<b>7</b>	1,361,738

**Part XII Qualifying Distributions** (see instructions)

<b>1</b>	Amounts paid (including administrative expenses) to accomplish charitable, etc., purposes		
<b>a</b>	Expenses, contributions, gifts, etc.—total from Part I, column (d), line 26.	<b>1a</b>	1,311,534
<b>b</b>	Program-related investments—total from Part IX-B.	<b>1b</b>	0
<b>2</b>	Amounts paid to acquire assets used (or held for use) directly in carrying out charitable, etc., purposes.	<b>2</b>	0
<b>3</b>	Amounts set aside for specific charitable projects that satisfy the		
<b>a</b>	Suitability test (prior IRS approval required).	<b>3a</b>	0
<b>b</b>	Cash distribution test (attach the required schedule).	<b>3b</b>	0
<b>4</b>	<b>Qualifying distributions.</b> Add lines 1a through 3b. Enter here and on Part V, line 8, and Part XIII, line 4.	<b>4</b>	1,311,534
<b>5</b>	Foundations that qualify under section 4940(e) for the reduced rate of tax on net investment income. Enter 1% of Part I, line 27b. See instructions.	<b>5</b>	23,460
<b>6</b>	<b>Adjusted qualifying distributions.</b> Subtract line 5 from line 4.	<b>6</b>	1,288,074

**Note:** The amount on line 6 will be used in Part V, column (b), in subsequent years when calculating whether the foundation qualifies for the section 4940(e) reduction of tax in those years.



**Part XIII Undistributed Income** (see instructions)

	(a) Corpus	(b) Years prior to 2017	(c) 2017	(d) 2018
<b>1</b> Distributable amount for 2018 from Part XI, line 7				1,361,738
<b>2</b> Undistributed income, if any, as of the end of 2018				
<b>a</b> Enter amount for 2017 only. . . . .			782,529	
<b>b</b> Total for prior years 2016, 2015, 20____		0		
<b>3</b> Excess distributions carryover, if any, to 2018				
<b>a</b> From 2013. . . . .	0			
<b>b</b> From 2014. . . . .	0			
<b>c</b> From 2015. . . . .	0			
<b>d</b> From 2016. . . . .	0			
<b>e</b> From 2017. . . . .	0			
<b>f</b> Total of lines 3a through e. . . . .	0			
<b>4</b> Qualifying distributions for 2018 from Part XII, line 4 ▶ \$ <u>1,311,534</u>				
<b>a</b> Applied to 2017, but not more than line 2a			782,529	
<b>b</b> Applied to undistributed income of prior years (Election required—see instructions). . . . .		0		
<b>c</b> Treated as distributions out of corpus (Election required—see instructions). . . . .	0			
<b>d</b> Applied to 2018 distributable amount. . . . .				529,005
<b>e</b> Remaining amount distributed out of corpus	0			
<b>5</b> Excess distributions carryover applied to 2018 (If an amount appears in column (d), the same amount must be shown in column (a) )	0			0
<b>6</b> Enter the net total of each column as indicated below:				
<b>a</b> Corpus Add lines 3f, 4c, and 4e Subtract line 5	0			
<b>b</b> Prior years' undistributed income Subtract line 4b from line 2b . . . . .		0		
<b>c</b> Enter the amount of prior years' undistributed income for which a notice of deficiency has been issued, or on which the section 4942(a) tax has been previously assessed. . . . .		0		
<b>d</b> Subtract line 6c from line 6b Taxable amount—see instructions . . . . .		0		
<b>e</b> Undistributed income for 2017 Subtract line 4a from line 2a Taxable amount—see instructions . . . . .			0	
<b>f</b> Undistributed income for 2018 Subtract lines 4d and 5 from line 1 This amount must be distributed in 2019 . . . . .				832,733
<b>7</b> Amounts treated as distributions out of corpus to satisfy requirements imposed by section 170(b)(1)(F) or 4942(g)(3) (Election may be required - see instructions). . . . .	0			
<b>8</b> Excess distributions carryover from 2013 not applied on line 5 or line 7 (see instructions). . . . .	0			
<b>9</b> Excess distributions carryover to 2019. Subtract lines 7 and 8 from line 6a . . . . .	0			
<b>10</b> Analysis of line 9				
<b>a</b> Excess from 2014. . . . .	0			
<b>b</b> Excess from 2015. . . . .	0			
<b>c</b> Excess from 2016. . . . .	0			
<b>d</b> Excess from 2017. . . . .	0			
<b>e</b> Excess from 2018. . . . .	0			

**Part XIV Private Operating Foundations** (see instructions and Part VII-A, question 9)

**1a** If the foundation has received a ruling or determination letter that it is a private operating foundation, and the ruling is effective for 2018, enter the date of the ruling. . . . . ▶

**b** Check box to indicate whether the organization is a private operating foundation described in section ☐ 4942(j)(3) or ☐ 4942(j)(5)

**2a** Enter the lesser of the adjusted net income from Part I or the minimum investment return from Part X for each year listed . . . . .

	Tax year	Prior 3 years			(e) Total
	(a) 2018	(b) 2017	(c) 2016	(d) 2015	
<b>b</b> 85% of line 2a . . . . .					
<b>c</b> Qualifying distributions from Part XII, line 4 for each year listed . . . . .					
<b>d</b> Amounts included in line 2c not used directly for active conduct of exempt activities . . . . .					
<b>e</b> Qualifying distributions made directly for active conduct of exempt activities. Subtract line 2d from line 2c . . . . .					
<b>3</b> Complete 3a, b, or c for the alternative test relied upon					
<b>a</b> "Assets" alternative test—enter					
<b>(1)</b> Value of all assets . . . . .					
<b>(2)</b> Value of assets qualifying under section 4942(j)(3)(B)(i)					
<b>b</b> "Endowment" alternative test— enter 2/3 of minimum investment return shown in Part X, line 6 for each year listed. . . . .					
<b>c</b> "Support" alternative test—enter					
<b>(1)</b> Total support other than gross investment income (interest, dividends, rents, payments on securities loans (section 512(a)(5)), or royalties) . . . . .					
<b>(2)</b> Support from general public and 5 or more exempt organizations as provided in section 4942(j)(3)(B)(iii). . . . .					
<b>(3)</b> Largest amount of support from an exempt organization					
<b>(4)</b> Gross investment income					

**Part XV Supplementary Information (Complete this part only if the foundation had \$5,000 or more in assets at any time during the year—see instructions.)**

**1 Information Regarding Foundation Managers:**

**a** List any managers of the foundation who have contributed more than 2% of the total contributions received by the foundation before the close of any tax year (but only if they have contributed more than \$5,000) (See section 507(d)(2) )  
NONE

**b** List any managers of the foundation who own 10% or more of the stock of a corporation (or an equally large portion of the ownership of a partnership or other entity) of which the foundation has a 10% or greater interest  
NONE

**2 Information Regarding Contribution, Grant, Gift, Loan, Scholarship, etc., Programs:**

Check here ☐ if the foundation only makes contributions to preselected charitable organizations and does not accept unsolicited requests for funds. If the foundation makes gifts, grants, etc. to individuals or organizations under other conditions, complete items 2a, b, c, and d. See instructions.

**a** The name, address, and telephone number or e-mail address of the person to whom applications should be addressed  
WELLS FARGO BANK N A  
100 N MAIN ST MAC D4001-117  
WINSTON SALEM, NC 27101  
(888) 730-4933

**b** The form in which applications should be submitted and information and materials they should include  
THE APPLICATION MAY BE COMPLETED ONLINE AT WELLSFARGO.COM/PRIVATEFOUND

**c** Any submission deadlines  
AUGUST 1ST ANNUALLY

**d** Any restrictions or limitations on awards, such as by geographical areas, charitable fields, kinds of institutions, or other factors  
THE RECIPIENT ORGANIZATION MUST BE LOCATED IN LOS ANGELES COUTY, CA AND SOUTH DAKOTA

**Part XV** **Supplementary Information** (continued)**3 Grants and Contributions Paid During the Year or Approved for Future Payment**

Recipient	If recipient is an individual, show any relationship to any foundation manager or substantial contributor	Foundation status of recipient	Purpose of grant or contribution	Amount
Name and address (home or business)				
<b>a</b> <i>Paid during the year</i> See Additional Data Table				
<b>Total</b> . . . . .			<b>▶ 3a</b>	
<b>b</b> <i>Approved for future payment</i>				
<b>Total</b> . . . . .			<b>▶ 3b</b>	

Enter gross amounts unless otherwise indicated

Unrelated business income		Excluded by section 512, 513, or 514		(e) Related or exempt function income (See instructions )
(a) Business code	(b) Amount	(c) Exclusion code	(d) Amount	
<b>1</b> Program service revenue				
a _____				
b _____				
c _____				
d _____				
e _____				
f _____				
<b>g</b> Fees and contracts from government agencies				
<b>2</b> Membership dues and assessments. . . .				
<b>3</b> Interest on savings and temporary cash investments . . . . .				
<b>4</b> Dividends and interest from securities. . . .				
<b>5</b> Net rental income or (loss) from real estate				
a Debt-financed property. . . . .				
b Not debt-financed property. . . . .				
<b>6</b> Net rental income or (loss) from personal property				
<b>7</b> Other investment income. . . . .				
<b>8</b> Gain or (loss) from sales of assets other than inventory . . . . .				
<b>9</b> Net income or (loss) from special events				
<b>10</b> Gross profit or (loss) from sales of inventory				
<b>11</b> Other revenue				
a <u>OTHER INCOME</u>		1	229	
b <u>FEE REIMBURSEMENT</u>		1	321,077	
c _____				
d _____				
e _____				
<b>12</b> Subtotal Add columns (b), (d), and (e). .				
<b>13 Total.</b> Add line 12, columns (b), (d), and (e). . . . . <b>13</b> 2,531,390				

(See worksheet in line 13 instructions to verify calculations )

## Part XVI-B Relationship of Activities to the Accomplishment of Exempt Purposes

[illegible]

## Part XVII

- |       | Yes | No |
|-------|-----|----|
| 1a(1) |     | No |
| 1a(2) |     | No |
| 1b(1) |     | No |
| 1b(2) |     | No |
| 1b(3) |     | No |
| 1b(4) |     | No |
| 1b(5) |     | No |
| 1b(6) |     | No |
| 1c    |     | No |

**2a** Is the foundation directly or indirectly affiliated with, or related to, one or more tax-exempt organizations described in section 501(c) (other than section 501(c)(3)) or in section 527? . . . . . ☐ Yes ☒ No

**b** If "Yes," complete the following schedule

(a) Name of organization	(b) Type of organization	(c) Description of relationship

**Sign  
Here**

**Paid  
Preparer  
Use Only**

Form 990PF Part IV - Capital Gains and Losses for Tax on Investment Income - Columns a - d				
List and describe the kind(s) of property sold (e g , real estate, (a) 2-story brick warehouse, or common stock, 200 shs MLC Co )		(b) How acquired P—Purchase D—Donation	(c) Date acquired (mo , day, yr )	(d) Date sold (mo , day, yr )
1	146 WASTE CONNECTIONS INC		2016-06-02	2018-01-03
1	1 NEWMARKET CORP		2016-11-11	2018-01-08
	1 WHIRLPOOL CORP		2016-05-24	2018-01-08
	516 ISHARES CORE S&P MIDCAP ETF			2018-01-09
	98 PRESTIGE BRANDS HLDGS INC		2015-03-31	2018-01-09
	16 ALIGN TECHNOLOGY INC		2015-08-03	2018-01-10
	11 ALPHABET INC/CA		2015-09-15	2018-01-10
	12 AMAZON COM INC COM		2017-11-30	2018-01-10
	65 APPLE INC		2006-02-14	2018-01-10
	373 BOSTON SCIENTIFIC CORP COM		2015-04-14	2018-01-10

Form 990PF Part IV - Capital Gains and Losses for Tax on Investment Income - Columns e - h

(e) Gross sales price	(f) Depreciation allowed (or allowable)	(g) Cost or other basis plus expense of sale	(h) Gain or (loss) (e) plus (f) minus (g)
10,135		6,390	3,745
400		418	-18
169		172	-3
100,262		50,370	49,892
4,305		4,224	81
3,947		1,000	2,947
12,100		7,001	5,099
14,976		14,075	901
11,274		617	10,657
10,226		6,684	3,542

Form 990PF Part IV - Capital Gains and Losses for Tax on Investment Income - Columns i - l

Complete only for assets showing gain in column (h) and owned by the foundation on 12/31/69			(I) Gains (Col (h) gain minus col (k), but not less than -0-) or Losses (from col (h))
(i) F M V as of 12/31/69	(j) Adjusted basis as of 12/31/69	(k) Excess of col (i) over col (j), if any	
			3,745
			-18
			-3
			49,892
			81
			2,947
			5,099
			901
			10,657
			3,542

Form 990PF Part IV - Capital Gains and Losses for Tax on Investment Income - Columns a - d			
List and describe the kind(s) of property sold (e g , real estate, (a) 2-story brick warehouse, or common stock, 200 shs MLC Co )		(b) How acquired P—Purchase D—Donation	(c) Date acquired (mo , day, yr )
44 CELGENE CORP COM			2012-10-04
1 39 CENTENE CORP DEL			2016-06-01
31 CONSTELLATION BRANDS INC			2016-11-16
50 DANAHER CORP			2017-08-23
29 ECOLAB INC			2012-11-08
59 FACEBOOK INC			2018-01-10
30 HOME DEPOT INC			2013-02-21
52 INTERCONTINENTALEXCHANGE GROUPINC			2012-07-26
38 ESTEE LAUDER COMPANIES INC			2016-12-12
132 MICROSOFT CORP			2016-08-12
2018-01-10			

Form 990PF Part IV - Capital Gains and Losses for Tax on Investment Income - Columns e - h

(e) Gross sales price	Depreciation allowed (f) (or allowable)	Cost or other basis (g) plus expense of sale	Gain or (loss) (h) (e) plus (f) minus (g)
4,639		1,752	2,887
4,085		2,469	1,616
6,786		4,755	2,031
4,895		4,095	800
3,906		2,043	1,863
11,055		3,044	8,011
5,758		1,938	3,820
3,869		1,383	2,486
4,923		2,969	1,954
11,550		7,635	3,915

Form 990PF Part IV - Capital Gains and Losses for Tax on Investment Income - Columns i - l

Complete only for assets showing gain in column (h) and owned by the foundation on 12/31/69			(I) Gains (Col (h) gain minus col (k), but not less than -0-) or Losses (from col (h))
(i) F M V as of 12/31/69	Adjusted basis (j) as of 12/31/69	Excess of col (i) (k) over col (j), if any	
			2,887
			1,616
			2,031
			800
			1,863
			8,011
			3,820
			2,486
			1,954
			3,915

Form 990PF Part IV - Capital Gains and Losses for Tax on Investment Income - Columns a - d			
List and describe the kind(s) of property sold (e g , real estate, (a) 2-story brick warehouse, or common stock, 200 shs MLC Co )	(b) How acquired P—Purchase D—Donation	(c) Date acquired (mo , day, yr )	(d) Date sold (mo , day, yr )
66 MONSTER BEVERAGE CORP		2013-03-27	2018-01-10
1 73 MORGAN STANLEY		2017-12-26	2018-01-10
19 NETFLIX COM INC		2017-08-23	2018-01-10
121 NEWELL RUBBERMAID INC		2017-08-23	2018-01-10
15 O'REILLY AUTOMOTIVE INC		2016-08-12	2018-01-10
26 PALO ALTO NETWORKS INC		2015-12-21	2018-01-10
3 PRICELINE COM INC		2010-06-24	2018-01-10
22 S&P GLOBAL INC		2014-12-29	2018-01-10
45 SALESFORCE COM INC		2016-12-12	2018-01-10
61 SMITH A O CORP CL B		2017-08-23	2018-01-10

Form 990PF Part IV - Capital Gains and Losses for Tax on Investment Income - Columns e - h

(e) Gross sales price	Depreciation allowed (f) (or allowable)	Cost or other basis (g) plus expense of sale	Gain or (loss) (h) (e) plus (f) minus (g)
4,178		1,056	3,122
3,950		3,821	129
4,045		3,213	832
3,767		5,899	-2,132
3,889		4,300	-411
3,985		4,703	-718
5,598		555	5,043
3,858		1,984	1,874
4,879		3,162	1,717
3,877		3,308	569

Form 990PF Part IV - Capital Gains and Losses for Tax on Investment Income - Columns i - l

Complete only for assets showing gain in column (h) and owned by the foundation on 12/31/69			(I) Gains (Col (h) gain minus col (k), but not less than -0-) or Losses (from col (h))
(i) F M V as of 12/31/69	Adjusted basis (j) as of 12/31/69	Excess of col (i) (k) over col (j), if any	
			3,122
			129
			832
			-2,132
			-411
			-718
			5,043
			1,874
			1,717
			569



Form 990PF Part IV - Capital Gains and Losses for Tax on Investment Income - Columns a - d			
List and describe the kind(s) of property sold (e g , real estate, (a) 2-story brick warehouse, or common stock, 200 shs MLC Co )	(b) How acquired P—Purchase D—Donation	(c) Date acquired (mo , day, yr )	(d) Date sold (mo , day, yr )
49 TRACTOR SUPPLY CO COM		2012-11-08	2018-01-10
1 18 ULTIMATE SOFTWARE GROUP INC		2017-11-30	2018-01-10
66 VISA INC-CLASS A SHRS			2018-01-10
38 WABCO HOLDINGS INC		2016-12-12	2018-01-10
42 XPO LOGISTICS INC		2017-06-05	2018-01-10
30 ACCENTURE PLC		2012-11-08	2018-01-10
27 JAZZ PHARMACEUTICALS PLC		2016-03-28	2018-01-10
70 NORWEGIAN CRUISE LINE HOLDING		2015-05-28	2018-01-10
15 BROADCOM LTD		2017-08-29	2018-01-10
6989 61 COHEN & STEERS PR SEC&INC-I 2118			2018-01-17

Form 990PF Part IV - Capital Gains and Losses for Tax on Investment Income - Columns e - h

(e) Gross sales price	Depreciation allowed (f) (or allowable)	Cost or other basis (g) plus expense of sale	Gain or (loss) (h) (e) plus (f) minus (g)
3,844		2,260	1,584
4,009		3,787	222
7,820		3,098	4,722
5,656		4,205	1,451
3,874		2,440	1,434
4,746		1,998	2,748
3,824		3,194	630
3,888		3,834	54
3,939		3,640	299
99,113		97,676	1,437

Form 990PF Part IV - Capital Gains and Losses for Tax on Investment Income - Columns i - l

Complete only for assets showing gain in column (h) and owned by the foundation on 12/31/69			(I) Gains (Col (h) gain minus col (k), but not less than -0-) or Losses (from col (h))
(i) F M V as of 12/31/69	Adjusted basis (j) as of 12/31/69	Excess of col (i) (k) over col (j), if any	
			1,584
			222
			4,722
			1,451
			1,434
			2,748
			630
			54
			299
			1,437

Form 990PF Part IV - Capital Gains and Losses for Tax on Investment Income - Columns a - d			
List and describe the kind(s) of property sold (e g , real estate, (a) 2-story brick warehouse, or common stock, 200 shs MLC Co )	(b) How acquired P—Purchase D—Donation	(c) Date acquired (mo , day, yr )	(d) Date sold (mo , day, yr )
05 LIBERTY MEDIA-INTERACTIVE A		2015-08-10	2018-01-17
1 81 PROGRESSIVE CORP OHIO		2016-05-24	2018-01-17
540 PULTE GRP INC			2018-01-17
100000 TORONTO-DOMINION BAN 2 625% 9/10/18		2015-05-26	2018-01-17
255000 US TREASURY NOTE 1 000% 5/15/18		2016-10-11	2018-01-17
15986 906 AQR MANAGED FUTURES STR-I			2018-01-25
38822 366 MORGN STANLY INSTL FD INTL EQ #8063		2016-12-07	2018-01-25
20255 SPDR DJ WILSHIRE INTERNATIONAL REAL		2016-12-07	2018-01-25
260 IGNYTA INC			2018-01-26
61 MEDICINES COMPANY		2015-09-15	2018-01-26

Form 990PF Part IV - Capital Gains and Losses for Tax on Investment Income - Columns e - h

(e) Gross sales price	Depreciation allowed (f) (or allowable)	Cost or other basis (g) plus expense of sale	Gain or (loss) (h) (e) plus (f) minus (g)
1		1	
4,562		2,723	1,839
18,355		9,936	8,419
100,361		103,428	-3,067
254,641		255,618	-977
154,593		154,155	438
729,472		566,418	163,054
856,232		776,488	79,744
6,995		4,985	2,010
2,061		2,600	-539

Form 990PF Part IV - Capital Gains and Losses for Tax on Investment Income - Columns i - l

Complete only for assets showing gain in column (h) and owned by the foundation on 12/31/69			(I) Gains (Col (h) gain minus col (k), but not less than -0-) or Losses (from col (h))
(i) F M V as of 12/31/69	Adjusted basis (j) as of 12/31/69	Excess of col (i) (k) over col (j), if any	
			1,839
			8,419
			-3,067
			-977
			438
			163,054
			79,744
			2,010
			-539

Form 990PF Part IV - Capital Gains and Losses for Tax on Investment Income - Columns a - d			
List and describe the kind(s) of property sold (e g , real estate, (a) 2-story brick warehouse, or common stock, 200 shs MLC Co )	(b) How acquired P—Purchase D—Donation	(c) Date acquired (mo , day, yr )	(d) Date sold (mo , day, yr )
18 MEDICINES COMPANY		2018-01-10	2018-01-26
1 74 95 LIBERTY MEDIA-INTERACTIVE A		2018-01-10	2018-01-29
05 LIBERTY MEDIA-INTERACTIVE A		2015-08-03	2018-01-29
259 LIBERTY MEDIA-INTERACTIVE A			2018-01-29
815 NEWELL RUBBERMAID INC			2018-01-31
630 NEWELL RUBBERMAID INC		2016-08-12	2018-01-31
2 ARMSTRONG WORLD INDUSTRIES INC		2017-06-07	2018-02-01
6 BALL CORP		2016-08-18	2018-02-01
2 BROWN FORMAN CORP CL B		2016-05-24	2018-02-01
3 CARMAX INC		2016-11-11	2018-02-01

Form 990PF Part IV - Capital Gains and Losses for Tax on Investment Income - Columns e - h

(e) Gross sales price	Depreciation allowed (f) (or allowable)	Cost or other basis (g) plus expense of sale	Gain or (loss) (h) (e) plus (f) minus (g)
608		477	131
2,114		1,968	146
1		2	-1
7,304		6,290	1,014
21,331		32,068	-10,737
16,489		34,554	-18,065
127		88	39
230		241	-11
138		96	42
213		160	53

Form 990PF Part IV - Capital Gains and Losses for Tax on Investment Income - Columns i - l

Complete only for assets showing gain in column (h) and owned by the foundation on 12/31/69			(I) Gains (Col (h) gain minus col (k), but not less than -0-) or Losses (from col (h))
(i) F M V as of 12/31/69	Adjusted basis (j) as of 12/31/69	Excess of col (i) (k) over col (j), if any	
			131
			146
			-1
			1,014
			-10,737
			-18,065
			39
			-11
			42
			53

Form 990PF Part IV - Capital Gains and Losses for Tax on Investment Income - Columns a - d			
List and describe the kind(s) of property sold (e g , real estate, (a) 2-story brick warehouse, or common stock, 200 shs MLC Co )	(b) How acquired P—Purchase D—Donation	(c) Date acquired (mo , day, yr )	(d) Date sold (mo , day, yr )
2 CINTAS CORP		2016-11-11	2018-02-01
1 2 CITRIX SYS INC COM		2016-11-11	2018-02-01
1 DOLLAR TREE INC		2016-11-11	2018-02-01
3 ENERGIZER SPINCO INC		2016-08-12	2018-02-01
1 M & T BANK CORPORATION COM		2016-11-11	2018-02-01
2 OLD DOMINION FREIGHT LINES INC		2016-11-11	2018-02-01
4 PENSKE AUTO GROUP INC		2016-11-11	2018-02-01
4 PROGRESSIVE CORP OHIO		2016-05-24	2018-02-01
151 SNYDERS-LANCE INC			2018-02-01
44 SNYDERS-LANCE INC		2018-01-10	2018-02-01

Form 990PF Part IV - Capital Gains and Losses for Tax on Investment Income - Columns e - h

(e) Gross sales price	Depreciation allowed (f) (or allowable)	Cost or other basis (g) plus expense of sale	Gain or (loss) (h) (e) plus (f) minus (g)
333		216	117
186		138	48
114		77	37
175		152	23
191		134	57
294		161	133
210		187	23
215		134	81
7,544		5,323	2,221
2,198		2,201	-3

Form 990PF Part IV - Capital Gains and Losses for Tax on Investment Income - Columns i - l

Complete only for assets showing gain in column (h) and owned by the foundation on 12/31/69			(I) Gains (Col (h) gain minus col (k), but not less than -0-) or Losses (from col (h))
(i) F M V as of 12/31/69	Adjusted basis (j) as of 12/31/69	Excess of col (i) (k) over col (j), if any	
			117
			48
			37
			23
			57
			133
			23
			81
			2,221
			-3

Form 990PF Part IV - Capital Gains and Losses for Tax on Investment Income - Columns a - d			
List and describe the kind(s) of property sold (e g , real estate, (a) 2-story brick warehouse, or common stock, 200 shs MLC Co )	(b) How acquired P—Purchase D—Donation	(c) Date acquired (mo , day, yr )	(d) Date sold (mo , day, yr )
5 SYMANTEC CORP		2016-11-11	2018-02-01
1 2 VOYA FINANCIAL INC		2016-11-11	2018-02-01
1 VULCAN MATERIALS COMPANY		2016-11-11	2018-02-01
4 SENSATA TECHNOLOGIES HOLDING		2018-01-17	2018-02-01
40 COGNEX CORP		2018-01-10	2018-02-08
10 IPG PHOTONICS CORP		2018-01-10	2018-02-08
4 AMAZON COM INC COM		2009-03-09	2018-02-09
1 AMAZON COM INC COM		2017-11-30	2018-02-09
47 NETFLIX COM INC		2017-08-23	2018-02-09
1579 31 FNMA POOL #AL8387 4 000% 4/01/46		2018-01-09	2018-02-25

Form 990PF Part IV - Capital Gains and Losses for Tax on Investment Income - Columns e - h

(e) Gross sales price	Depreciation allowed (f) (or allowable)	Cost or other basis (g) plus expense of sale	Gain or (loss) (h) (e) plus (f) minus (g)
140		126	14
105		71	34
136		135	1
227		220	7
2,214		2,666	-452
2,317		2,536	-219
5,272		247	5,025
1,318		1,173	145
11,507		7,947	3,560
1,579		1,650	-71

Form 990PF Part IV - Capital Gains and Losses for Tax on Investment Income - Columns i - l

Complete only for assets showing gain in column (h) and owned by the foundation on 12/31/69			(I) Gains (Col (h) gain minus col (k), but not less than -0-) or Losses (from col (h))
(i) F M V as of 12/31/69	Adjusted basis (j) as of 12/31/69	Excess of col (i) (k) over col (j), if any	
			14
			34
			1
			7
			-452
			-219
			5,025
			145
			3,560
			-71

**Form 990PF Part IV - Capital Gains and Losses for Tax on Investment Income - Columns a - d**

List and describe the kind(s) of property sold (e g , real estate, (a) 2-story brick warehouse, or common stock, 200 shs MLC Co )		(b) How acquired P—Purchase D—Donation	(c) Date acquired (mo , day, yr )	(d) Date sold (mo , day, yr )
141 SYMANTEC CORP				2018-02-27
1	76 VOYA FINANCIAL INC			2018-02-27
88 ALDER BIOPHARMACEUTICALS INC			2015-01-14	2018-03-01
24 ALDER BIOPHARMACEUTICALS INC			2018-01-10	2018-03-01
5 ALPHABET INC/CA			2018-02-09	2018-03-13
956 BLUE BUFFALO PET PRODUCTS INC			2017-03-08	2018-03-13
11 BLUE BUFFALO PET PRODUCTS INC			2017-08-23	2018-03-13
44 NETFLIX COM INC				2018-03-13
192 XPO LOGISTICS INC			2017-06-05	2018-03-13
109 PATHEON NV			2016-09-30	2018-03-13

**Form 990PF Part IV - Capital Gains and Losses for Tax on Investment Income - Columns e - h**

(e) Gross sales price	Depreciation allowed (f) (or allowable)	Cost or other basis (g) plus expense of sale	Gain or (loss) (h) (e) plus (f) minus (g)
3,779		3,276	503
3,959		2,669	1,290
1,219		2,600	-1,381
332		425	-93
5,704		5,124	580
38,070		23,264	14,806
438		286	152
13,884		7,293	6,591
19,771		11,156	8,615
3,815		3,227	588

**Form 990PF Part IV - Capital Gains and Losses for Tax on Investment Income - Columns i - l**

Complete only for assets showing gain in column (h) and owned by the foundation on 12/31/69			(I) Gains (Col (h) gain minus col (k), but not less than -0-) or Losses (from col (h))
(i) F M V as of 12/31/69	Adjusted basis (j) as of 12/31/69	Excess of col (i) (k) over col (j), if any	
			503
			1,290
			-1,381
			-93
			580
			14,806
			152
			6,591
			8,615
			588

Form 990PF Part IV - Capital Gains and Losses for Tax on Investment Income - Columns a - d			
List and describe the kind(s) of property sold (e g , real estate, (a) 2-story brick warehouse, or common stock, 200 shs MLC Co )	(b) How acquired P—Purchase D—Donation	(c) Date acquired (mo , day, yr )	(d) Date sold (mo , day, yr )
1260 53 FNMA POOL #AL8387 4 000% 4/01/46		2018-01-09	2018-03-25
1 41 CAVIUM INC		2018-01-10	2018-03-28
129 CAVIUM INC		2012-08-21	2018-03-28
851 AMERICAN ASSETS TRUST INC			2018-03-29
479 AMERICAN CAMPUS CMNTYS INC			2018-03-29
1177 APARTMENT INVT & MGMT CO CL A			2018-03-29
127 AVALONBAY CMNTYS INC			2018-03-29
572 CHESAPEAKE LODGING TRUST		2014-08-21	2018-03-29
511 CORESITE REALTY CORP			2018-03-29
779 CORPORATE OFFICE PROPERTIES COM		2016-12-01	2018-03-29

Form 990PF Part IV - Capital Gains and Losses for Tax on Investment Income - Columns e - h

(e) Gross sales price	Depreciation allowed (f) (or allowable)	Cost or other basis (g) plus expense of sale	Gain or (loss) (h) (e) plus (f) minus (g)
1,261		1,317	-56
3,327		3,610	-283
10,467		4,116	6,351
28,511		32,120	-3,609
18,432		19,593	-1,161
47,906		40,676	7,230
20,849		17,843	3,006
15,972		17,164	-1,192
51,321		14,698	36,623
20,063		22,043	-1,980

Form 990PF Part IV - Capital Gains and Losses for Tax on Investment Income - Columns i - l

Complete only for assets showing gain in column (h) and owned by the foundation on 12/31/69			(l) Gains (Col (h) gain minus col (k), but not less than -0-) or Losses (from col (h))
(i) F M V as of 12/31/69	Adjusted basis (j) as of 12/31/69	Excess of col (i) (k) over col (j), if any	
			-56
			-283
			6,351
			-3,609
			-1,161
			7,230
			3,006
			-1,192
			36,623
			-1,980

Form 990PF Part IV - Capital Gains and Losses for Tax on Investment Income - Columns a - d			
List and describe the kind(s) of property sold (e g , real estate, (a) 2-story brick warehouse, or common stock, 200 shs MLC Co )	(b) How acquired P—Purchase D—Donation	(c) Date acquired (mo , day, yr )	(d) Date sold (mo , day, yr )
584 CROWN CASTLE INTL CORP			2018-03-29
1 195 DIGITAL RLTY TR INC		2017-06-01	2018-03-29
465 EPR PROPERTIES		2013-02-08	2018-03-29
638 EXTRA SPACE STORAGE INC		2012-04-04	2018-03-29
873 FIRST INDL RLTY TR INC COM		2013-09-13	2018-03-29
1834 GGP INC			2018-03-29
968 HCP INC			2018-03-29
222 INVITATION HOMES INC		2017-03-01	2018-03-29
308 KILROY REALTY CORP COM		2016-12-01	2018-03-29
964 KIMCO RLTY CORP			2018-03-29

Form 990PF Part IV - Capital Gains and Losses for Tax on Investment Income - Columns e - h

(e) Gross sales price	(f) Depreciation allowed (or allowable)	(g) Cost or other basis plus expense of sale	(h) Gain or (loss) (e) plus (f) minus (g)
64,125		42,033	22,092
20,528		22,923	-2,395
25,756		20,805	4,951
55,529		17,983	37,546
25,478		13,763	11,715
37,729		55,737	-18,008
22,456		26,256	-3,800
5,043		4,535	508
21,811		22,139	-328
13,853		17,009	-3,156

Form 990PF Part IV - Capital Gains and Losses for Tax on Investment Income - Columns i - l

Complete only for assets showing gain in column (h) and owned by the foundation on 12/31/69			(l) Gains (Col (h) gain minus col (k), but not less than -0-) or Losses (from col (h))
(i) F M V as of 12/31/69	(j) Adjusted basis as of 12/31/69	(k) Excess of col (i) over col (j), if any	
			22,092
			-2,395
			4,951
			37,546
			11,715
			-18,008
			-3,800
			508
			-328
			-3,156



Form 990PF Part IV - Capital Gains and Losses for Tax on Investment Income - Columns a - d			
(a) List and describe the kind(s) of property sold (e g , real estate, 2-story brick warehouse, or common stock, 200 shs MLC Co )	(b) How acquired P—Purchase D—Donation	(c) Date acquired (mo , day, yr )	(d) Date sold (mo , day, yr )
1516 MEDICAL PPTYS TR INC			2018-03-29
1 513 MID AMERICA APARTMENT COM			2018-03-29
712 NATIONAL RETAIL PPTYS INC			2018-03-29
895 OUTFRONT MEDIA INC		2015-10-13	2018-03-29
1126 PIEDMONT OFFICE REALTY TRU-A			2018-03-29
566 RLJ LODGING TRUST		2017-04-26	2018-03-29
873 RLJ LODGING TRUST		2013-04-15	2018-03-29
24 95 GAI AGILITY INCOME FUND		2014-08-27	2018-03-31
31 WEST PHARMACEUTICAL SVCS INC		2015-03-30	2018-04-03
28 WEST PHARMACEUTICAL SVCS INC		2018-01-10	2018-04-03

Form 990PF Part IV - Capital Gains and Losses for Tax on Investment Income - Columns e - h

(e) Gross sales price	(f) Depreciation allowed (or allowable)	(g) Cost or other basis plus expense of sale	(h) Gain or (loss) (e) plus (f) minus (g)
19,635		19,083	552
46,702		44,900	1,802
27,818		21,778	6,040
16,686		20,044	-3,358
19,824		18,576	1,248
11,039		12,870	-1,831
17,027		19,621	-2,594
25,000		27,641	-2,641
2,611		1,822	789
2,359		2,814	-455

Form 990PF Part IV - Capital Gains and Losses for Tax on Investment Income - Columns i - l

Complete only for assets showing gain in column (h) and owned by the foundation on 12/31/69			(l) Gains (Col (h) gain minus col (k), but not less than -0-) or Losses (from col (h))
(i) F M V as of 12/31/69	(j) Adjusted basis as of 12/31/69	(k) Excess of col (i) over col (j), if any	
			552
			1,802
			6,040
			-3,358
			1,248
			-1,831
			-2,594
			-2,641
			789
			-455

**Form 990PF Part IV - Capital Gains and Losses for Tax on Investment Income - Columns a - d**

List and describe the kind(s) of property sold (e g , real estate, (a) 2-story brick warehouse, or common stock, 200 shs MLC Co )	(b) How acquired P—Purchase D—Donation	(c) Date acquired (mo , day, yr )	(d) Date sold (mo , day, yr )
83 ESTEE LAUDER COMPANIES INC		2016-12-12	2018-04-04
1 77 PALO ALTO NETWORKS INC			2018-04-04
644 STARBUCKS CORP COM		2013-02-21	2018-04-04
27 CINTAS CORP		2016-11-11	2018-04-09
6 VOYA FINANCIAL INC		2018-03-27	2018-04-09
137 VOYA FINANCIAL INC		2016-05-24	2018-04-09
44 EXACT SCIENCES CORP		2016-08-23	2018-04-10
61 EXACT SCIENCES CORP			2018-04-10
30190 676 JPMORGAN U S L/C CORE PLUS-S 1002			2018-04-17
8148 631 JPMORGAN U S L/C CORE PLUS-S 1002		2017-05-30	2018-04-17

**Form 990PF Part IV - Capital Gains and Losses for Tax on Investment Income - Columns e - h**

(e) Gross sales price	Depreciation allowed (f) (or allowable)	Cost or other basis (g) plus expense of sale	Gain or (loss) (h) (e) plus (f) minus (g)
12,511		6,484	6,027
14,473		13,469	1,004
37,746		17,157	20,589
4,559		2,914	1,645
301		303	-2
6,863		4,537	2,326
1,749		917	832
2,424		3,004	-580
913,268		894,115	19,153
246,496		250,000	-3,504

**Form 990PF Part IV - Capital Gains and Losses for Tax on Investment Income - Columns i - l**

Complete only for assets showing gain in column (h) and owned by the foundation on 12/31/69			(I) Gains (Col (h) gain minus col (k), but not less than -0-) or Losses (from col (h))
(i) F M V as of 12/31/69	Adjusted basis (j) as of 12/31/69	Excess of col (i) (k) over col (j), if any	
			6,027
			1,004
			20,589
			1,645
			-2
			2,326
			832
			-580
			19,153
			-3,504

Form 990PF Part IV - Capital Gains and Losses for Tax on Investment Income - Columns a - d			
List and describe the kind(s) of property sold (e g , real estate, (a) 2-story brick warehouse, or common stock, 200 shs MLC Co )	(b) How acquired P—Purchase D—Donation	(c) Date acquired (mo , day, yr )	(d) Date sold (mo , day, yr )
76 TERADYNE INC		2012-08-21	2018-04-23
1 25 TERADYNE INC		2018-01-10	2018-04-23
1333 1 FNMA POOL #AL8387 4 000% 4/01/46		2018-01-09	2018-04-25
45 MARTIN MARIETTA MATLS INC COM		2012-10-04	2018-05-01
14 MARTIN MARIETTA MATLS INC COM		2018-01-10	2018-05-01
29 ACUITY BRANDS (HOLDING CO) INC RR		2013-07-09	2018-05-07
9 ACUITY BRANDS (HOLDING CO) INC RR		2018-01-10	2018-05-07
147 HOME DEPOT INC			2018-05-08
65 PPG INDUSTRIES INC		2018-01-31	2018-05-08
107 PPG INDUSTRIES INC		2014-08-22	2018-05-08

Form 990PF Part IV - Capital Gains and Losses for Tax on Investment Income - Columns e - h

(e) Gross sales price	Depreciation allowed (f) (or allowable)	Cost or other basis (g) plus expense of sale	Gain or (loss) (h) (e) plus (f) minus (g)
3,133		1,200	1,933
1,031		1,104	-73
1,333		1,393	-60
8,711		2,674	6,037
2,710		3,163	-453
3,212		2,439	773
997		1,423	-426
27,001		9,489	17,512
6,921		7,708	-787
11,392		10,967	425

Form 990PF Part IV - Capital Gains and Losses for Tax on Investment Income - Columns i - l

Complete only for assets showing gain in column (h) and owned by the foundation on 12/31/69			(I) Gains (Col (h) gain minus col (k), but not less than -0-) or Losses (from col (h))
(i) F M V as of 12/31/69	Adjusted basis (j) as of 12/31/69	Excess of col (i) (k) over col (j), if any	
			1,933
			-73
			-60
			6,037
			-453
			773
			-426
			17,512
			-787
			425

Form 990PF Part IV - Capital Gains and Losses for Tax on Investment Income - Columns a - d			
List and describe the kind(s) of property sold (e g , real estate, (a) 2-story brick warehouse, or common stock, 200 shs MLC Co )	(b) How acquired P—Purchase D—Donation	(c) Date acquired (mo , day, yr )	(d) Date sold (mo , day, yr )
250 SYMANTEC CORP		2016-05-24	2018-05-11
1 11 SYMANTEC CORP		2018-03-27	2018-05-11
42 AVEXIS INC			2018-05-15
4 AMERICAN TOWER REIT		2018-03-29	2018-05-25
9 AMERICAN TOWER REIT		2018-03-29	2018-05-25
109 BOSTON PROPERTIES INC COM		2018-03-29	2018-05-25
17 CAMDEN PPTY TR SH BEN INT		2018-03-29	2018-05-25
5 EQUINIX INC		2018-03-29	2018-05-25
1527 57 FNMA POOL #AL8387 4 000% 4/01/46		2018-01-09	2018-05-25
107 HOST HOTELS & RESORTS, INC		2018-03-29	2018-05-25

Form 990PF Part IV - Capital Gains and Losses for Tax on Investment Income - Columns e - h

(e) Gross sales price	Depreciation allowed (f) (or allowable)	Cost or other basis (g) plus expense of sale	Gain or (loss) (h) (e) plus (f) minus (g)
4,876		4,282	594
215		287	-72
9,156		4,350	4,806
545		580	-35
1,227		1,305	-78
13,025		13,447	-422
1,455		1,431	24
1,940		2,091	-151
1,528		1,596	-68
2,296		2,001	295

Form 990PF Part IV - Capital Gains and Losses for Tax on Investment Income - Columns i - l

Complete only for assets showing gain in column (h) and owned by the foundation on 12/31/69			(I) Gains (Col (h) gain minus col (k), but not less than -0-) or Losses (from col (h))
(i) F M V as of 12/31/69	Adjusted basis (j) as of 12/31/69	Excess of col (i) (k) over col (j), if any	
			594
			-72
			4,806
			-35
			-78
			-422
			24
			-151
			-68
			295

Form 990PF Part IV - Capital Gains and Losses for Tax on Investment Income - Columns a - d			
List and describe the kind(s) of property sold (e g , real estate, (a) 2-story brick warehouse, or common stock, 200 shs MLC Co )	(b) How acquired P—Purchase D—Donation	(c) Date acquired (mo , day, yr )	(d) Date sold (mo , day, yr )
25 PROLOGIS INC		2018-03-29	2018-05-25
1 5 SIMON PROPERTY GROUP INC		2015-01-26	2018-05-25
7 SIMON PROPERTY GROUP INC		2015-01-26	2018-05-25
58 TAUBMAN CTRS INC COM		2018-03-29	2018-05-25
11 IPG PHOTONICS CORP		2018-01-10	2018-05-31
28 PROOFPOINT INC		2018-01-10	2018-05-31
11 PROOFPOINT INC		2013-12-09	2018-05-31
35 ALEXION PHARMACEUTICALS INC			2018-06-04
13 ALIGN TECHNOLOGY INC		2015-08-03	2018-06-04
1 ALPHABET INC/CA		2018-02-09	2018-06-04

Form 990PF Part IV - Capital Gains and Losses for Tax on Investment Income - Columns e - h

(e) Gross sales price	Depreciation allowed (f) (or allowable)	Cost or other basis (g) plus expense of sale	Gain or (loss) (h) (e) plus (f) minus (g)
1,609		1,577	32
796		1,018	-222
1,114		1,425	-311
3,098		3,326	-228
2,695		2,790	-95
3,311		2,731	580
1,301		300	1,001
4,186		4,961	-775
4,390		813	3,577
1,137		1,025	112

Form 990PF Part IV - Capital Gains and Losses for Tax on Investment Income - Columns i - l

Complete only for assets showing gain in column (h) and owned by the foundation on 12/31/69			(I) Gains (Col (h) gain minus col (k), but not less than -0-) or Losses (from col (h))
(i) F M V as of 12/31/69	Adjusted basis (j) as of 12/31/69	Excess of col (i) (k) over col (j), if any	
			32
			-222
			-311
			-228
			-95
			580
			1,001
			-775
			3,577
			112

Form 990PF Part IV - Capital Gains and Losses for Tax on Investment Income - Columns a - d			
List and describe the kind(s) of property sold (e g , real estate, (a) 2-story brick warehouse, or common stock, 200 shs MLC Co )	(b) How acquired P—Purchase D—Donation	(c) Date acquired (mo , day, yr )	(d) Date sold (mo , day, yr )
15 ALPHABET INC/CA		2015-09-15	2018-06-04
1 10 AMAZON COM INC COM		2009-03-09	2018-06-04
63 APPLE INC		2006-02-14	2018-06-04
2 BOOKING HOLDINGS INC		2010-06-24	2018-06-04
1 BOSTON SCIENTIFIC CORP COM		2015-04-14	2018-06-04
209 BOSTON SCIENTIFIC CORP COM		2018-02-09	2018-06-04
19 BROADCOM INC		2017-08-29	2018-06-04
35 CENTENE CORP DEL		2016-06-01	2018-06-04
21 CONSTELLATION BRANDS INC		2016-11-16	2018-06-04
83 FACEBOOK INC		2013-11-05	2018-06-04

Form 990PF Part IV - Capital Gains and Losses for Tax on Investment Income - Columns e - h

(e) Gross sales price	Depreciation allowed (f) (or allowable)	Cost or other basis (g) plus expense of sale	Gain or (loss) (h) (e) plus (f) minus (g)
17,048		9,546	7,502
16,502		617	15,885
12,093		598	11,495
4,271		370	3,901
30		18	12
6,357		5,381	976
4,873		4,611	262
4,108		2,216	1,892
4,700		3,221	1,479
16,010		4,139	11,871

Form 990PF Part IV - Capital Gains and Losses for Tax on Investment Income - Columns i - l

Complete only for assets showing gain in column (h) and owned by the foundation on 12/31/69			(I) Gains (Col (h) gain minus col (k), but not less than -0-) or Losses (from col (h))
(i) F M V as of 12/31/69	Adjusted basis (j) as of 12/31/69	Excess of col (i) (k) over col (j), if any	
			7,502
			15,885
			11,495
			3,901
			12
			976
			262
			1,892
			1,479
			11,871

Form 990PF Part IV - Capital Gains and Losses for Tax on Investment Income - Columns a - d			
List and describe the kind(s) of property sold (e g , real estate, (a) 2-story brick warehouse, or common stock, 200 shs MLC Co )	(b) How acquired P—Purchase D—Donation	(c) Date acquired (mo , day, yr )	(d) Date sold (mo , day, yr )
73 FORTUNE BRANDS HOME & SECURITY		2013-02-05	2018-06-04
1 84 HALLIBURTON CO		2017-03-08	2018-06-04
31 HOME DEPOT INC		2012-12-07	2018-06-04
28 ESTEE LAUDER COMPANIES INC			2018-06-04
123 MICROSOFT CORP			2018-06-04
80 MONSTER BEVERAGE CORP		2013-03-27	2018-06-04
20 NETFLIX COM INC		2017-06-05	2018-06-04
49 PRA HEALTH SCIENCES INC		2018-03-13	2018-06-04
20 PALO ALTO NETWORKS INC		2016-01-11	2018-06-04
45 SALESFORCE COM INC		2016-12-12	2018-06-04

Form 990PF Part IV - Capital Gains and Losses for Tax on Investment Income - Columns e - h

(e) Gross sales price	Depreciation allowed (f) (or allowable)	Cost or other basis (g) plus expense of sale	Gain or (loss) (h) (e) plus (f) minus (g)
4,144		2,363	1,781
4,050		4,323	-273
5,894		1,999	3,895
4,181		1,910	2,271
12,467		7,000	5,467
4,138		1,280	2,858
7,181		3,300	3,881
4,197		4,512	-315
4,005		3,250	755
5,928		3,162	2,766

Form 990PF Part IV - Capital Gains and Losses for Tax on Investment Income - Columns i - l

Complete only for assets showing gain in column (h) and owned by the foundation on 12/31/69			(I) Gains (Col (h) gain minus col (k), but not less than -0-) or Losses (from col (h))
(i) F M V as of 12/31/69	Adjusted basis (j) as of 12/31/69	Excess of col (i) (k) over col (j), if any	
			1,781
			-273
			3,895
			2,271
			5,467
			2,858
			3,881
			-315
			755
			2,766

Form 990PF Part IV - Capital Gains and Losses for Tax on Investment Income - Columns a - d			
List and describe the kind(s) of property sold (e g , real estate, (a) 2-story brick warehouse, or common stock, 200 shs MLC Co )	(b) How acquired P—Purchase D—Donation	(c) Date acquired (mo , day, yr )	(d) Date sold (mo , day, yr )
55 TRACTOR SUPPLY CO COM		2012-11-08	2018-06-04
1 13 TRANSDIGM GROUP INC		2015-12-21	2018-06-04
17 ULTA SALON COSMETICS & FRAGRAN		2017-06-23	2018-06-04
42 VISA INC-CLASS A SHRS		2013-06-27	2018-06-04
73 WORLDPAY INC		2018-02-09	2018-06-04
9 WORLDPAY INC		2016-08-12	2018-06-04
39 XPO LOGISTICS INC		2017-06-05	2018-06-04
27 ALLERGAN PLC		2015-05-28	2018-06-04
26 ACCENTURE PLC		2012-11-08	2018-06-04
45 JAZZ PHARMACEUTICALS PLC			2018-06-04

Form 990PF Part IV - Capital Gains and Losses for Tax on Investment Income - Columns e - h

(e) Gross sales price	Depreciation allowed (f) (or allowable)	Cost or other basis (g) plus expense of sale	Gain or (loss) (h) (e) plus (f) minus (g)
4,127		2,537	1,590
4,366		2,635	1,731
4,292		4,848	-556
5,597		1,941	3,656
5,863		5,350	513
723		490	233
4,222		2,266	1,956
4,029		8,426	-4,397
4,143		1,731	2,412
7,691		5,290	2,401

Form 990PF Part IV - Capital Gains and Losses for Tax on Investment Income - Columns i - l

Complete only for assets showing gain in column (h) and owned by the foundation on 12/31/69			(I) Gains (Col (h) gain minus col (k), but not less than -0-) or Losses (from col (h))
(i) F M V as of 12/31/69	Adjusted basis (j) as of 12/31/69	Excess of col (i) (k) over col (j), if any	
			1,590
			1,731
			-556
			3,656
			513
			233
			1,956
			-4,397
			2,412
			2,401



Form 990PF Part IV - Capital Gains and Losses for Tax on Investment Income - Columns a - d			
List and describe the kind(s) of property sold (e g , real estate, (a) 2-story brick warehouse, or common stock, 200 shs MLC Co )	(b) How acquired P—Purchase D—Donation	(c) Date acquired (mo , day, yr )	(d) Date sold (mo , day, yr )
25 ALEXANDRIA REAL ESTATE EQUITIES		2018-03-29	2018-06-05
1 90 AMERICAN HOMES 4 RENT		2018-03-29	2018-06-05
60 AMERICAN TOWER REIT		2018-03-29	2018-06-05
25 BOSTON PROPERTIES INC COM		2018-03-29	2018-06-05
15 CAMDEN PPTY TR SH BEN INT		2018-03-29	2018-06-05
5 EQUINIX INC		2018-03-29	2018-06-05
25 EQUITY RESIDENTIAL PPTYS TR SH BEN		2018-03-29	2018-06-05
10 ESSEX PPTY TR COM		2018-03-29	2018-06-05
60 FOUR CORNERS PROPERTY TRUST		2018-03-29	2018-06-05
140 HOST HOTELS & RESORTS, INC		2018-03-29	2018-06-05

Form 990PF Part IV - Capital Gains and Losses for Tax on Investment Income - Columns e - h

(e) Gross sales price	(f) Depreciation allowed (or allowable)	(g) Cost or other basis plus expense of sale	(h) Gain or (loss) (e) plus (f) minus (g)
3,186		3,110	76
1,855		1,814	41
8,402		8,699	-297
3,094		3,084	10
1,360		1,263	97
2,007		2,091	-84
1,622		1,545	77
2,424		2,411	13
1,382		1,397	-15
3,086		2,618	468

Form 990PF Part IV - Capital Gains and Losses for Tax on Investment Income - Columns i - l

Complete only for assets showing gain in column (h) and owned by the foundation on 12/31/69			(l) Gains (Col (h) gain minus col (k), but not less than -0-) or Losses (from col (h))
(i) F M V as of 12/31/69	(j) Adjusted basis as of 12/31/69	(k) Excess of col (i) over col (j), if any	
			76
			41
			-297
			10
			97
			-84
			77
			13
			-15
			468

**Form 990PF Part IV - Capital Gains and Losses for Tax on Investment Income - Columns a - d**

List and describe the kind(s) of property sold (e g , real estate, (a) 2-story brick warehouse, or common stock, 200 shs MLC Co )		(b) How acquired P—Purchase D—Donation	(c) Date acquired (mo , day, yr )	(d) Date sold (mo , day, yr )
60	HUDSON PACIFIC PROPERTIES INC		2018-03-29	2018-06-05
1 90	INVITATION HOMES INC		2018-05-25	2018-06-05
83	79965 PHYSICIANS REALTY TRUST		2017-07-06	2018-06-05
66	20035 PHYSICIANS REALTY TRUST		2017-07-06	2018-06-05
58	PROLOGIS INC		2018-03-29	2018-06-05
10	PUBLIC STORAGE INC COM		2018-03-29	2018-06-05
130	RETAIL OPPORTUNITY INVESTMENTS CORP		2018-05-25	2018-06-05
10	SBA COMMUNICATIONS CORP		2018-03-29	2018-06-05
35	SIMON PROPERTY GROUP INC		2015-01-26	2018-06-05
169	AEROJET ROCKETDYNE HOLDINGS IN		2018-05-14	2018-06-07

**Form 990PF Part IV - Capital Gains and Losses for Tax on Investment Income - Columns e - h**

(e) Gross sales price	(f) Depreciation allowed (or allowable)	(g) Cost or other basis plus expense of sale	(h) Gain or (loss) (e) plus (f) minus (g)
2,145		1,952	193
2,020		1,963	57
1,270		1,630	-360
1,004		1,287	-283
3,841		3,658	183
2,143		2,019	124
2,340		2,311	29
1,600		1,713	-113
5,704		7,125	-1,421
4,999		4,653	346

**Form 990PF Part IV - Capital Gains and Losses for Tax on Investment Income - Columns i - l**

Complete only for assets showing gain in column (h) and owned by the foundation on 12/31/69			(I) Gains (Col (h) gain minus col (k), but not less than -0-) or Losses (from col (h))
(i) F M V as of 12/31/69	(j) Adjusted basis as of 12/31/69	(k) Excess of col (i) over col (j), if any	
			193
			57
			-360
			-283
			183
			124
			29
			-113
			-1,421
			346

Form 990PF Part IV - Capital Gains and Losses for Tax on Investment Income - Columns a - d			
List and describe the kind(s) of property sold (e g , real estate, (a) 2-story brick warehouse, or common stock, 200 shs MLC Co )	(b) How acquired P—Purchase D—Donation	(c) Date acquired (mo , day, yr )	(d) Date sold (mo , day, yr )
142 AIMMUNE THERAPEUTICS INC		2016-01-22	2018-06-07
1 61 AIMMUNE THERAPEUTICS INC		2018-01-10	2018-06-07
111 AKEBIA THERAPEUTICS INC		2018-01-10	2018-06-07
238 AKEBIA THERAPEUTICS INC		2015-10-16	2018-06-07
301 AMICUS THERAPEUTICS INC			2018-06-07
173 ATARA BIOTHERAPEUTICS INC			2018-06-07
60 ATARA BIOTHERAPEUTICS INC			2018-06-07
31 BLUEBIRD BIO INC			2018-06-07
55 BRINKS CO			2018-06-07
197 BUILDERS FIRSTSOURCE INC			2018-06-07

Form 990PF Part IV - Capital Gains and Losses for Tax on Investment Income - Columns e - h

(e) Gross sales price	Depreciation allowed (f) (or allowable)	Cost or other basis (g) plus expense of sale	Gain or (loss) (h) (e) plus (f) minus (g)
4,393		1,913	2,480
1,887		2,349	-462
1,131		1,725	-594
2,425		2,496	-71
4,882		4,095	787
7,444		5,525	1,919
2,582		1,111	1,471
5,621		4,250	1,371
4,396		4,205	191
3,871		2,579	1,292

Form 990PF Part IV - Capital Gains and Losses for Tax on Investment Income - Columns i - l

Complete only for assets showing gain in column (h) and owned by the foundation on 12/31/69			(l) Gains (Col (h) gain minus col (k), but not less than -0-) or Losses (from col (h))
(i) F M V as of 12/31/69	Adjusted basis (j) as of 12/31/69	Excess of col (i) (k) over col (j), if any	
			2,480
			-462
			-594
			-71
			787
			1,919
			1,471
			1,371
			191
			1,292

Form 990PF Part IV - Capital Gains and Losses for Tax on Investment Income - Columns a - d			
List and describe the kind(s) of property sold (e g , real estate, (a) 2-story brick warehouse, or common stock, 200 shs MLC Co )	(b) How acquired P—Purchase D—Donation	(c) Date acquired (mo , day, yr )	(d) Date sold (mo , day, yr )
306 BUILDERS FIRSTSOURCE INC			2018-06-07
1 20 BURLINGTON STORES INC		2018-01-10	2018-06-07
69 BURLINGTON STORES INC			2018-06-07
38 CAMPING WORLD HOLDINGS INC-A		2018-01-10	2018-06-07
117 CAMPING WORLD HOLDINGS INC-A		2016-11-11	2018-06-07
117 CHART INDUSTRIES INC			2018-06-07
86 CHART INDUSTRIES INC			2018-06-07
50 COGNEX CORP		2018-01-10	2018-06-07
314 COGNEX CORP		2012-08-21	2018-06-07
22 COHERENT INC		2018-01-10	2018-06-07

Form 990PF Part IV - Capital Gains and Losses for Tax on Investment Income - Columns e - h

(e) Gross sales price	Depreciation allowed (f) (or allowable)	Cost or other basis (g) plus expense of sale	Gain or (loss) (h) (e) plus (f) minus (g)
6,013		5,746	267
3,110		2,436	674
10,730		3,748	6,982
862		1,666	-804
2,654		2,718	-64
8,326		5,020	3,306
6,120		5,972	148
2,312		3,332	-1,020
14,519		2,870	11,649
3,654		6,535	-2,881

Form 990PF Part IV - Capital Gains and Losses for Tax on Investment Income - Columns i - l

Complete only for assets showing gain in column (h) and owned by the foundation on 12/31/69			(l) Gains (Col (h) gain minus col (k), but not less than -0-) or Losses (from col (h))
(i) F M V as of 12/31/69	Adjusted basis (j) as of 12/31/69	Excess of col (i) (k) over col (j), if any	
			267
			674
			6,982
			-804
			-64
			3,306
			148
			-1,020
			11,649
			-2,881

Form 990PF Part IV - Capital Gains and Losses for Tax on Investment Income - Columns a - d			
List and describe the kind(s) of property sold (e g , real estate, (a) 2-story brick warehouse, or common stock, 200 shs MLC Co )	(b) How acquired P—Purchase D—Donation	(c) Date acquired (mo , day, yr )	(d) Date sold (mo , day, yr )
74 COHERENT INC		2012-08-21	2018-06-07
1 78 CORNERSTONE ONDEMAND INC			2018-06-07
156 CORNERSTONE ONDEMAND INC			2018-06-07
47 DAVE & BUSTER'S ENTERTAINMENT		2017-05-17	2018-06-07
11 DAVE & BUSTER'S ENTERTAINMENT			2018-06-07
44 DIAMONDBACK ENERGY INC		2013-11-07	2018-06-07
14 DIAMONDBACK ENERGY INC		2018-01-10	2018-06-07
47 ELLIE MAE INC			2018-06-07
16 ELLIE MAE INC		2018-01-10	2018-06-07
26 ENCOMPASS HEALTH CORP		2018-01-10	2018-06-07

Form 990PF Part IV - Capital Gains and Losses for Tax on Investment Income - Columns e - h

(e) Gross sales price	Depreciation allowed (f) (or allowable)	Cost or other basis (g) plus expense of sale	Gain or (loss) (h) (e) plus (f) minus (g)
12,292		3,638	8,654
3,814		2,760	1,054
7,627		5,717	1,910
2,170		3,117	-947
508		512	-4
4,988		2,425	2,563
1,587		1,787	-200
4,993		3,688	1,305
1,700		1,465	235
1,700		1,286	414

Form 990PF Part IV - Capital Gains and Losses for Tax on Investment Income - Columns i - l

Complete only for assets showing gain in column (h) and owned by the foundation on 12/31/69			(I) Gains (Col (h) gain minus col (k), but not less than -0-) or Losses (from col (h))
(i) F M V as of 12/31/69	Adjusted basis (j) as of 12/31/69	Excess of col (i) (k) over col (j), if any	
			8,654
			1,054
			1,910
			-947
			-4
			2,563
			-200
			1,305
			235
			414

Form 990PF Part IV - Capital Gains and Losses for Tax on Investment Income - Columns a - d			
List and describe the kind(s) of property sold (e g , real estate, (a) 2-story brick warehouse, or common stock, 200 shs MLC Co )	(b) How acquired P—Purchase D—Donation	(c) Date acquired (mo , day, yr )	(d) Date sold (mo , day, yr )
86 ENCOMPASS HEALTH CORP		2015-04-29	2018-06-07
1 343 ENTEGRIS INC			2018-06-07
142 EVOLENT HEALTH INC			2018-06-07
110 EXACT SCIENCES CORP		2016-08-23	2018-06-07
122 FIBROGEN INC			2018-06-07
75 FIRSTCASH INC		2018-04-30	2018-06-07
101 FLOOR & DECOR HOLDINGS INC		2018-05-18	2018-06-07
153 GEO GROUP INC/THE		2012-08-21	2018-06-07
49 GEO GROUP INC/THE		2018-01-10	2018-06-07
51 GENESCO INC COM			2018-06-07

Form 990PF Part IV - Capital Gains and Losses for Tax on Investment Income - Columns e - h

(e) Gross sales price	Depreciation allowed (f) (or allowable)	Cost or other basis (g) plus expense of sale	Gain or (loss) (h) (e) plus (f) minus (g)
5,624		4,085	1,539
12,894		9,099	3,795
3,150		3,472	-322
6,853		2,293	4,560
6,793		6,032	761
7,030		6,404	626
5,280		4,726	554
3,842		2,266	1,576
1,230		1,114	116
2,049		1,704	345

Form 990PF Part IV - Capital Gains and Losses for Tax on Investment Income - Columns i - l

Complete only for assets showing gain in column (h) and owned by the foundation on 12/31/69			(I) Gains (Col (h) gain minus col (k), but not less than -0-) or Losses (from col (h))
(i) F M V as of 12/31/69	Adjusted basis (j) as of 12/31/69	Excess of col (i) (k) over col (j), if any	
			1,539
			3,795
			-322
			4,560
			761
			626
			554
			1,576
			116
			345

Form 990PF Part IV - Capital Gains and Losses for Tax on Investment Income - Columns a - d			
List and describe the kind(s) of property sold (e g , real estate, (a) 2-story brick warehouse, or common stock, 200 shs MLC Co )	(b) How acquired P—Purchase D—Donation	(c) Date acquired (mo , day, yr )	(d) Date sold (mo , day, yr )
179 GENESCO INC COM			2018-06-07
1 99 GENOMIC HEALTH INC		2017-05-30	2018-06-07
39 GENOMIC HEALTH INC		2018-01-10	2018-06-07
111 GRACO INC		2016-08-01	2018-06-07
34 GRACO INC		2018-01-10	2018-06-07
152 GREEN DOT CORP			2018-06-07
195 HERON THERAPEUTICS INC		2018-03-14	2018-06-07
1 IPG PHOTONICS CORP		2018-01-10	2018-06-07
65 IPG PHOTONICS CORP			2018-06-07
52 IMPERVA INC		2015-09-14	2018-06-07

Form 990PF Part IV - Capital Gains and Losses for Tax on Investment Income - Columns e - h

(e) Gross sales price	Depreciation allowed (f) (or allowable)	Cost or other basis (g) plus expense of sale	Gain or (loss) (h) (e) plus (f) minus (g)
7,192		12,467	-5,275
5,063		3,187	1,876
1,994		1,376	618
5,265		2,724	2,541
1,613		1,586	27
11,300		8,682	2,618
6,109		4,890	1,219
247		254	-7
16,057		4,002	12,055
2,518		3,444	-926

Form 990PF Part IV - Capital Gains and Losses for Tax on Investment Income - Columns i - l

Complete only for assets showing gain in column (h) and owned by the foundation on 12/31/69			(I) Gains (Col (h) gain minus col (k), but not less than -0-) or Losses (from col (h))
(i) F M V as of 12/31/69	Adjusted basis (j) as of 12/31/69	Excess of col (i) (k) over col (j), if any	
			-5,275
			1,876
			618
			2,541
			27
			2,618
			1,219
			-7
			12,055
			-926

Form 990PF Part IV - Capital Gains and Losses for Tax on Investment Income - Columns a - d			
List and describe the kind(s) of property sold (e g , real estate, (a) 2-story brick warehouse, or common stock, 200 shs MLC Co )	(b) How acquired P—Purchase D—Donation	(c) Date acquired (mo , day, yr )	(d) Date sold (mo , day, yr )
61 IMPERVA INC			2018-06-07
1 177 INFINERA CORP		2016-05-23	2018-06-07
255 INFINERA CORP			2018-06-07
56 INSULET CORP			2018-06-07
105 JETBLUE AWYS CORP		2018-01-10	2018-06-07
441 JETBLUE AWYS CORP		2012-08-21	2018-06-07
34 JOHN BEAN TECHNOLOGIES CORP		2017-03-09	2018-06-07
89 JOHN BEAN TECHNOLOGIES CORP			2018-06-07
74 LANDSTAR SYS INC COM		2012-08-21	2018-06-07
26 LANDSTAR SYS INC COM		2018-01-10	2018-06-07

Form 990PF Part IV - Capital Gains and Losses for Tax on Investment Income - Columns e - h

(e) Gross sales price	Depreciation allowed (f) (or allowable)	Cost or other basis (g) plus expense of sale	Gain or (loss) (h) (e) plus (f) minus (g)
2,954		2,854	100
1,627		2,289	-662
2,343		2,447	-104
5,181		4,740	441
1,973		2,300	-327
8,287		2,324	5,963
3,178		2,996	182
8,320		9,333	-1,013
8,286		3,701	4,585
2,911		2,770	141

Form 990PF Part IV - Capital Gains and Losses for Tax on Investment Income - Columns i - l

Complete only for assets showing gain in column (h) and owned by the foundation on 12/31/69			(l) Gains (Col (h) gain minus col (k), but not less than -0-) or Losses (from col (h))
(i) F M V as of 12/31/69	Adjusted basis (j) as of 12/31/69	Excess of col (i) (k) over col (j), if any	
			100
			-662
			-104
			441
			-327
			5,963
			182
			-1,013
			4,585
			141



Form 990PF Part IV - Capital Gains and Losses for Tax on Investment Income - Columns a - d			
List and describe the kind(s) of property sold (e g , real estate, (a) 2-story brick warehouse, or common stock, 200 shs MLC Co )	(b) How acquired P—Purchase D—Donation	(c) Date acquired (mo , day, yr )	(d) Date sold (mo , day, yr )
30 LENDINGTREE, INC			2018-06-07
1 26 LIGAND PHARMACEUTICALS INC		2016-11-14	2018-06-07
9 LIGAND PHARMACEUTICALS INC		2018-01-10	2018-06-07
66 LUMENTUM HOLDINGS INC			2018-06-07
195 STEVEN MADDEN LTD		2012-08-21	2018-06-07
44 STEVEN MADDEN LTD		2018-01-10	2018-06-07
73 MANHATTAN ASSOCIATES, INC COM		2014-10-02	2018-06-07
111 MANHATTAN ASSOCIATES, INC COM			2018-06-07
286 MARINEMAX INC			2018-06-07
63 MARINEMAX INC		2018-01-10	2018-06-07

Form 990PF Part IV - Capital Gains and Losses for Tax on Investment Income - Columns e - h

(e) Gross sales price	Depreciation allowed (f) (or allowable)	Cost or other basis (g) plus expense of sale	Gain or (loss) (h) (e) plus (f) minus (g)
8,149		10,470	-2,321
5,137		2,784	2,353
1,778		1,300	478
3,962		3,997	-35
10,604		5,559	5,045
2,393		2,100	293
3,227		2,408	819
4,907		5,424	-517
6,958		4,875	2,083
1,533		1,195	338

Form 990PF Part IV - Capital Gains and Losses for Tax on Investment Income - Columns i - l

Complete only for assets showing gain in column (h) and owned by the foundation on 12/31/69			(I) Gains (Col (h) gain minus col (k), but not less than -0-) or Losses (from col (h))
(i) F M V as of 12/31/69	Adjusted basis (j) as of 12/31/69	Excess of col (i) (k) over col (j), if any	
			-2,321
			2,353
			478
			-35
			5,045
			293
			819
			-517
			2,083
			338

Form 990PF Part IV - Capital Gains and Losses for Tax on Investment Income - Columns a - d			
List and describe the kind(s) of property sold (e g , real estate, (a) 2-story brick warehouse, or common stock, 200 shs MLC Co )	(b) How acquired P—Purchase D—Donation	(c) Date acquired (mo , day, yr )	(d) Date sold (mo , day, yr )
154 MERIT MEDICAL SYS INC			2018-06-07
1 56 NATIONAL VISION HOLDINGS INC		2018-03-15	2018-06-07
137 NATUS MEDICAL INC		2018-03-21	2018-06-07
112 NEKTAR THERAPEUTICS			2018-06-07
223 NUTRI SYS INC			2018-06-07
68 NUTRI SYS INC		2018-01-10	2018-06-07
33 NUVASIVE INC		2018-01-10	2018-06-07
99 NUVASIVE INC			2018-06-07
31 OLLIE'S BARGAIN OUTLET HOLDING		2018-01-10	2018-06-07
111 OLLIE'S BARGAIN OUTLET HOLDING			2018-06-07

Form 990PF Part IV - Capital Gains and Losses for Tax on Investment Income - Columns e - h

(e) Gross sales price	Depreciation allowed (f) (or allowable)	Cost or other basis (g) plus expense of sale	Gain or (loss) (h) (e) plus (f) minus (g)
7,320		6,785	535
2,121		1,857	264
4,710		4,685	25
5,986		6,903	-917
7,834		3,927	3,907
2,389		3,500	-1,111
1,731		1,760	-29
5,193		5,461	-268
2,289		1,586	703
8,195		2,734	5,461

Form 990PF Part IV - Capital Gains and Losses for Tax on Investment Income - Columns i - l

Complete only for assets showing gain in column (h) and owned by the foundation on 12/31/69			(I) Gains (Col (h) gain minus col (k), but not less than -0-) or Losses (from col (h))
(i) F M V as of 12/31/69	Adjusted basis (j) as of 12/31/69	Excess of col (i) (k) over col (j), if any	
			535
			264
			25
			-917
			3,907
			-1,111
			-29
			-268
			703
			5,461

Form 990PF Part IV - Capital Gains and Losses for Tax on Investment Income - Columns a - d			
List and describe the kind(s) of property sold (e g , real estate, (a) 2-story brick warehouse, or common stock, 200 shs MLC Co )	(b) How acquired P—Purchase D—Donation	(c) Date acquired (mo , day, yr )	(d) Date sold (mo , day, yr )
25 OMNICELL INC		2018-01-10	2018-06-07
1 80 OMNICELL INC		2017-02-22	2018-06-07
22 PRA HEALTH SCIENCES INC		2018-01-10	2018-06-07
70 PRA HEALTH SCIENCES INC			2018-06-07
163 PTC INC			2018-06-07
54 PTC INC		2018-01-10	2018-06-07
129 PEGASYSTEMS INC			2018-06-07
416 PENN NATIONAL GAMING INC			2018-06-07
59 PENUMBRA INC			2018-06-07
20 PENUMBRA INC		2018-01-10	2018-06-07

Form 990PF Part IV - Capital Gains and Losses for Tax on Investment Income - Columns e - h

(e) Gross sales price	Depreciation allowed (f) (or allowable)	Cost or other basis (g) plus expense of sale	Gain or (loss) (h) (e) plus (f) minus (g)
1,243		1,221	22
3,978		3,027	951
1,881		2,033	-152
5,984		2,918	3,066
13,917		3,662	10,255
4,610		3,470	1,140
8,073		7,221	852
14,044		5,767	8,277
9,286		4,860	4,426
3,148		1,743	1,405

Form 990PF Part IV - Capital Gains and Losses for Tax on Investment Income - Columns i - l

Complete only for assets showing gain in column (h) and owned by the foundation on 12/31/69			(l) Gains (Col (h) gain minus col (k), but not less than -0-) or Losses (from col (h))
(i) F M V as of 12/31/69	Adjusted basis (j) as of 12/31/69	Excess of col (i) (k) over col (j), if any	
			22
			951
			-152
			3,066
			10,255
			1,140
			852
			8,277
			4,426
			1,405

Form 990PF Part IV - Capital Gains and Losses for Tax on Investment Income - Columns a - d			
List and describe the kind(s) of property sold (e g , real estate, (a) 2-story brick warehouse, or common stock, 200 shs MLC Co )	(b) How acquired P—Purchase D—Donation	(c) Date acquired (mo , day, yr )	(d) Date sold (mo , day, yr )
84 PLANET FITNESS INC		2018-01-10	2018-06-07
1 246 PLANET FITNESS INC			2018-06-07
75 POOL CORPORATION			2018-06-07
25 POOL CORPORATION		2018-01-10	2018-06-07
59 PROASSURANCE CORPORATION		2012-08-21	2018-06-07
86 PROASSURANCE CORPORATION			2018-06-07
388 PROGENICS PHARMACEUTICALS		2016-11-14	2018-06-07
123 PROGENICS PHARMACEUTICALS			2018-06-07
33 PUMA BIOTECHNOLOGY INC			2018-06-07
20 QUAKER CHEM CORP		2018-01-10	2018-06-07

**Form 990PF Part IV - Capital Gains and Losses for Tax on Investment Income - Columns e - h**

(e) Gross sales price	(f) Depreciation allowed (or allowable)	(g) Cost or other basis plus expense of sale	(h) Gain or (loss) (e) plus (f) minus (g)
3,561		2,743	818
10,428		4,006	6,422
11,080		6,572	4,508
3,693		3,254	439
2,281		2,683	-402
3,325		5,102	-1,777
3,419		2,761	658
1,084		755	329
1,570		4,015	-2,445
3,183		3,027	156

**Form 990PF Part IV - Capital Gains and Losses for Tax on Investment Income - Columns i - l**

Complete only for assets showing gain in column (h) and owned by the foundation on 12/31/69			(I) Gains (Col (h) gain minus col (k), but not less than -0-) or Losses (from col (h))
(i) F M V as of 12/31/69	(j) Adjusted basis as of 12/31/69	(k) Excess of col (i) over col (j), if any	
			818
			6,422
			4,508
			439
			-402
			-1,777
			658
			329
			-2,445
			156

Form 990PF Part IV - Capital Gains and Losses for Tax on Investment Income - Columns a - d			
List and describe the kind(s) of property sold (e g , real estate, (a) 2-story brick warehouse, or common stock, 200 shs MLC Co )	(b) How acquired P—Purchase D—Donation	(c) Date acquired (mo , day, yr )	(d) Date sold (mo , day, yr )
65 QUAKER CHEM CORP			2018-06-07
1 197 RSP PERMIAN INC			2018-06-07
191 RSP PERMIAN INC			2018-06-07
43 REALPAGE INC		2018-01-10	2018-06-07
145 REALPAGE INC			2018-06-07
77 RITCHIE BROS AUCTIONEERS INC COM		2016-08-31	2018-06-07
93 RITCHIE BROS AUCTIONEERS INC COM			2018-06-07
10 SAGE THERAPEUTICS INC		2018-01-10	2018-06-07
48 SAGE THERAPEUTICS INC			2018-06-07
41 SAREPTA THERAPEUTICS INC		2016-09-21	2018-06-07

Form 990PF Part IV - Capital Gains and Losses for Tax on Investment Income - Columns e - h

(e) Gross sales price	Depreciation allowed (f) (or allowable)	Cost or other basis (g) plus expense of sale	Gain or (loss) (h) (e) plus (f) minus (g)
10,345		3,224	7,121
8,168		7,273	895
7,919		5,011	2,908
2,405		2,015	390
8,110		3,422	4,688
2,697		2,683	14
3,257		2,993	264
1,488		1,800	-312
7,143		2,251	4,892
3,889		2,371	1,518

Form 990PF Part IV - Capital Gains and Losses for Tax on Investment Income - Columns i - l

Complete only for assets showing gain in column (h) and owned by the foundation on 12/31/69			(I) Gains (Col (h) gain minus col (k), but not less than -0-) or Losses (from col (h))
(i) F M V as of 12/31/69	Adjusted basis (j) as of 12/31/69	Excess of col (i) (k) over col (j), if any	
			7,121
			895
			2,908
			390
			4,688
			14
			264
			-312
			4,892
			1,518

Form 990PF Part IV - Capital Gains and Losses for Tax on Investment Income - Columns a - d			
List and describe the kind(s) of property sold (e g , real estate, (a) 2-story brick warehouse, or common stock, 200 shs MLC Co )	(b) How acquired P—Purchase D—Donation	(c) Date acquired (mo , day, yr )	(d) Date sold (mo , day, yr )
66 SAREPTA THERAPEUTICS INC			2018-06-07
1 61 SENSIENT TECHNOLOGIES CORP			2018-06-07
42 SENSIENT TECHNOLOGIES CORP		2016-10-25	2018-06-07
28 SERITAGE GROWTH PROP-A REIT		2018-01-10	2018-06-07
95 SERITAGE GROWTH PROP-A REIT			2018-06-07
71 SILICON LABORATORIES INC			2018-06-07
62 STIFEL FINANCIAL CORP		2012-08-21	2018-06-07
17 STIFEL FINANCIAL CORP		2018-01-10	2018-06-07
242 SUMMIT MATERIALS INC		2018-05-01	2018-06-07
197 SYNOVUS FINL CORP			2018-06-07

Form 990PF Part IV - Capital Gains and Losses for Tax on Investment Income - Columns e - h

(e) Gross sales price	(f) Depreciation allowed (or allowable)	(g) Cost or other basis plus expense of sale	(h) Gain or (loss) (e) plus (f) minus (g)
6,260		3,136	3,124
4,246		4,495	-249
2,923		3,109	-186
1,217		1,116	101
4,131		3,996	135
7,588		6,752	836
3,799		2,031	1,768
1,042		1,121	-79
6,784		6,672	112
11,091		5,520	5,571

Form 990PF Part IV - Capital Gains and Losses for Tax on Investment Income - Columns i - l

Complete only for assets showing gain in column (h) and owned by the foundation on 12/31/69			(l) Gains (Col (h) gain minus col (k), but not less than -0-) or Losses (from col (h))
(i) F M V as of 12/31/69	(j) Adjusted basis as of 12/31/69	(k) Excess of col (i) over col (j), if any	
			3,124
			-249
			-186
			101
			135
			836
			1,768
			-79
			112
			5,571

Form 990PF Part IV - Capital Gains and Losses for Tax on Investment Income - Columns a - d			
List and describe the kind(s) of property sold (e g , real estate, (a) 2-story brick warehouse, or common stock, 200 shs MLC Co )	(b) How acquired P—Purchase D—Donation	(c) Date acquired (mo , day, yr )	(d) Date sold (mo , day, yr )
55 SYNOVUS FINL CORP		2018-01-10	2018-06-07
1 39 TABLEAU SOFTWARE INC-CL A			2018-06-07
60 TABLEAU SOFTWARE INC-CL A		2017-02-03	2018-06-07
62 TAKE-TWO INTERACTIVE SOFTWARE		2016-08-31	2018-06-07
18 TAKE-TWO INTERACTIVE SOFTWARE		2018-01-10	2018-06-07
84 TELADOC INC		2018-01-10	2018-06-07
248 TELADOC INC			2018-06-07
102 TEXAS CAP BANCSHARES INC			2018-06-07
72 THERMON GROUP HOLDINGS INC		2018-01-10	2018-06-07
186 THERMON GROUP HOLDINGS INC			2018-06-07

Form 990PF Part IV - Capital Gains and Losses for Tax on Investment Income - Columns e - h

(e) Gross sales price	Depreciation allowed (f) (or allowable)	Cost or other basis (g) plus expense of sale	Gain or (loss) (h) (e) plus (f) minus (g)
3,096		2,793	303
3,790		2,677	1,113
5,831		3,344	2,487
6,932		2,707	4,225
2,012		2,069	-57
4,324		2,807	1,517
12,767		6,301	6,466
10,269		8,271	1,998
1,701		1,732	-31
4,395		3,880	515

Form 990PF Part IV - Capital Gains and Losses for Tax on Investment Income - Columns i - l

Complete only for assets showing gain in column (h) and owned by the foundation on 12/31/69			(I) Gains (Col (h) gain minus col (k), but not less than -0-) or Losses (from col (h))
(i) F M V as of 12/31/69	Adjusted basis (j) as of 12/31/69	Excess of col (i) (k) over col (j), if any	
			303
			1,113
			2,487
			4,225
			-57
			1,517
			6,466
			1,998
			-31
			515

Form 990PF Part IV - Capital Gains and Losses for Tax on Investment Income - Columns a - d			
List and describe the kind(s) of property sold (e g , real estate, (a) 2-story brick warehouse, or common stock, 200 shs MLC Co )	(b) How acquired P—Purchase D—Donation	(c) Date acquired (mo , day, yr )	(d) Date sold (mo , day, yr )
119 TIVITY HEALTH INC			2018-06-07
1 71 TREX COMPANY INC		2014-05-07	2018-06-07
38 TREX COMPANY INC			2018-06-07
7 TYLER TECHNOLOGIES INC		2018-01-10	2018-06-07
22 TYLER TECHNOLOGIES INC		2015-07-02	2018-06-07
68 UMB FINL CORP COM			2018-06-07
18 UMB FINL CORP COM		2018-01-10	2018-06-07
12 ULTIMATE SOFTWARE GROUP INC		2018-01-10	2018-06-07
203 UNIVERSAL ELECTRONICS INC			2018-06-07
58 UNIVERSAL ELECTRONICS INC		2018-02-21	2018-06-07

Form 990PF Part IV - Capital Gains and Losses for Tax on Investment Income - Columns e - h

(e) Gross sales price	Depreciation allowed (f) (or allowable)	Cost or other basis (g) plus expense of sale	Gain or (loss) (h) (e) plus (f) minus (g)
4,007		4,625	-618
8,979		2,350	6,629
4,805		4,241	564
1,590		1,292	298
4,998		2,868	2,130
5,405		3,920	1,485
1,431		1,345	86
3,116		2,682	434
6,218		3,945	2,273
1,777		2,608	-831

Form 990PF Part IV - Capital Gains and Losses for Tax on Investment Income - Columns i - l

Complete only for assets showing gain in column (h) and owned by the foundation on 12/31/69			(I) Gains (Col (h) gain minus col (k), but not less than -0-) or Losses (from col (h))
(i) F M V as of 12/31/69	Adjusted basis (j) as of 12/31/69	Excess of col (i) (k) over col (j), if any	
			-618
			6,629
			564
			298
			2,130
			1,485
			86
			434
			2,273
			-831



Form 990PF Part IV - Capital Gains and Losses for Tax on Investment Income - Columns a - d			
List and describe the kind(s) of property sold (e g , real estate, (a) 2-story brick warehouse, or common stock, 200 shs MLC Co )	(b) How acquired P—Purchase D—Donation	(c) Date acquired (mo , day, yr )	(d) Date sold (mo , day, yr )
207 VEECO INSTRS INC DEL COM			2018-06-07
1 69 VEECO INSTRS INC DEL COM			2018-06-07
38 VISTEON CORP/NEW		2017-02-08	2018-06-07
43 VISTEON CORP/NEW			2018-06-07
54 WABCO HOLDINGS INC		2012-08-21	2018-06-07
18 WABCO HOLDINGS INC		2018-01-10	2018-06-07
93 WAGEWORKS INC			2018-06-07
43 WAGEWORKS INC		2017-05-15	2018-06-07
124 WEIGHT WATCHERS INTL INC			2018-06-07
51 WEST PHARMACEUTICAL SVCS INC		2015-03-30	2018-06-07

Form 990PF Part IV - Capital Gains and Losses for Tax on Investment Income - Columns e - h

(e) Gross sales price	Depreciation allowed (f) (or allowable)	Cost or other basis (g) plus expense of sale	Gain or (loss) (h) (e) plus (f) minus (g)
3,618		6,773	-3,155
1,206		1,076	130
4,818		3,390	1,428
5,452		5,131	321
6,713		3,175	3,538
2,238		2,680	-442
4,476		5,701	-1,225
2,070		3,112	-1,042
10,467		9,125	1,342
4,828		2,997	1,831

Form 990PF Part IV - Capital Gains and Losses for Tax on Investment Income - Columns i - l

Complete only for assets showing gain in column (h) and owned by the foundation on 12/31/69			(I) Gains (Col (h) gain minus col (k), but not less than -0-) or Losses (from col (h))
(i) F M V as of 12/31/69	Adjusted basis (j) as of 12/31/69	Excess of col (i) (k) over col (j), if any	
			-3,155
			130
			1,428
			321
			3,538
			-442
			-1,225
			-1,042
			1,342
			1,831

Form 990PF Part IV - Capital Gains and Losses for Tax on Investment Income - Columns a - d			
List and describe the kind(s) of property sold (e g , real estate, (a) 2-story brick warehouse, or common stock, 200 shs MLC Co )	(b) How acquired P—Purchase D—Donation	(c) Date acquired (mo , day, yr )	(d) Date sold (mo , day, yr )
91 WINGSTOP INC		2018-05-18	2018-06-07
1 130 ZOGENIX INC			2018-06-07
51 BIOHAVEN PHARMACEUTICAL HOLD		2018-01-10	2018-06-07
127 BIOHAVEN PHARMACEUTICAL HOLD			2018-06-07
18 ENSTAR GROUP LIMITED			2018-06-07
22 ENSTAR GROUP LIMITED		2012-12-28	2018-06-07
53 HEALTHEQUITY INC		2018-06-07	2018-06-11
50000 VERIZON COMMUNICATIO 5 150% 9/15/23		2015-11-10	2018-06-15
194 BOSTON PROPERTIES INC COM			2018-06-18
16 BOSTON PROPERTIES INC COM		2018-03-29	2018-06-18

Form 990PF Part IV - Capital Gains and Losses for Tax on Investment Income - Columns e - h

(e) Gross sales price	Depreciation allowed (f) (or allowable)	Cost or other basis (g) plus expense of sale	Gain or (loss) (h) (e) plus (f) minus (g)
4,805		4,736	69
5,477		5,312	165
1,757		1,386	371
4,376		3,238	1,138
3,843		3,692	151
4,698		2,302	2,396
4,174		4,027	147
53,964		55,541	-1,577
22,990		20,136	2,854
1,896		1,974	-78

Form 990PF Part IV - Capital Gains and Losses for Tax on Investment Income - Columns i - l

Complete only for assets showing gain in column (h) and owned by the foundation on 12/31/69			(I) Gains (Col (h) gain minus col (k), but not less than -0-) or Losses (from col (h))
(i) F M V as of 12/31/69	Adjusted basis (j) as of 12/31/69	Excess of col (i) (k) over col (j), if any	
			69
			165
			371
			1,138
			151
			2,396
			147
			-1,577
			2,854
			-78

Form 990PF Part IV - Capital Gains and Losses for Tax on Investment Income - Columns a - d			
List and describe the kind(s) of property sold (e g , real estate, (a) 2-story brick warehouse, or common stock, 200 shs MLC Co )	(b) How acquired P—Purchase D—Donation	(c) Date acquired (mo , day, yr )	(d) Date sold (mo , day, yr )
4 ESSEX PPTY TR COM		2018-03-29	2018-06-20
1 54 APPIAN CORP		2018-06-07	2018-06-22
64 CAMBREX CORP COM		2018-06-07	2018-06-22
1502 22 FNMA POOL #AL8387 4 000% 4/01/46		2018-01-09	2018-06-25
88 6 SKYBRIDGE MULTI-ADVISER HF LLC (RF)			2018-06-29
166 461 SKYBRIDGE MULTI-ADVISER HF LLC (RF)		2017-10-27	2018-06-29
15627 66 SKYBRIDGE MULTI-ADVISER 5% HOLDBACK		2018-06-29	2018-06-30
60000 FLORIDA ST HURRICANE 2 107% 7/01/18		2013-04-10	2018-07-01
60 MEDIDATA SOLUTIONS INC		2017-07-18	2018-07-02
5354 752 JPMORGAN HIGH YIELD FUND SS 3580		2018-01-17	2018-07-03

Form 990PF Part IV - Capital Gains and Losses for Tax on Investment Income - Columns e - h

(e) Gross sales price	Depreciation allowed (f) (or allowable)	Cost or other basis (g) plus expense of sale	Gain or (loss) (h) (e) plus (f) minus (g)
931		964	-33
1,945		1,783	162
3,019		2,894	125
1,502		1,569	-67
108,571		100,000	8,571
203,982		200,000	3,982
15,628		15,628	
60,000		60,000	
4,918		4,891	27
38,501		40,000	-1,499

Form 990PF Part IV - Capital Gains and Losses for Tax on Investment Income - Columns i - l

Complete only for assets showing gain in column (h) and owned by the foundation on 12/31/69			(I) Gains (Col (h) gain minus col (k), but not less than -0-) or Losses (from col (h))
(i) F M V as of 12/31/69	Adjusted basis (j) as of 12/31/69	Excess of col (i) (k) over col (j), if any	
			-33
			162
			125
			-67
			8,571
			3,982
			27
			-1,499

Form 990PF Part IV - Capital Gains and Losses for Tax on Investment Income - Columns a - d			
List and describe the kind(s) of property sold (e g , real estate, (a) 2-story brick warehouse, or common stock, 200 shs MLC Co )	(b) How acquired P—Purchase D—Donation	(c) Date acquired (mo , day, yr )	(d) Date sold (mo , day, yr )
208 53 JPMORGAN HIGH YIELD FUND SS 3580		2016-07-15	2018-07-03
1 5 HEICO CORP		2018-06-07	2018-07-05
16 IDEX CORP		2018-06-07	2018-07-05
46 ASPEN TECHNOLOGY INC COM		2018-06-07	2018-07-06
70 BROADRIDGE FINANCIAL SOLUTIONS		2018-06-07	2018-07-06
326 CAVIUM INC		2018-06-07	2018-07-06
80 CAMBREX CORP COM		2018-06-07	2018-07-10
44 BROADRIDGE FINANCIAL SOLUTIONS		2018-06-07	2018-07-12
15 HEICO CORP		2018-06-07	2018-07-12
15 WASTE CONNECTIONS INC		2018-06-07	2018-07-12

Form 990PF Part IV - Capital Gains and Losses for Tax on Investment Income - Columns e - h

(e) Gross sales price	(f) Depreciation allowed (or allowable)	(g) Cost or other basis plus expense of sale	(h) Gain or (loss) (e) plus (f) minus (g)
1,499		1,524	-25
36		38	-2
2,194		2,279	-85
4,396		4,350	46
8,142		8,264	-122
28,236		28,179	57
4,342		3,618	724
5,229		5,195	34
1,120		1,132	-12
1,175		1,155	20

Form 990PF Part IV - Capital Gains and Losses for Tax on Investment Income - Columns i - l

Complete only for assets showing gain in column (h) and owned by the foundation on 12/31/69			(l) Gains (Col (h) gain minus col (k), but not less than -0-) or Losses (from col (h))
(i) F M V as of 12/31/69	(j) Adjusted basis as of 12/31/69	(k) Excess of col (i) over col (j), if any	
			-25
			-2
			-85
			46
			-122
			57
			724
			34
			-12
			20

Form 990PF Part IV - Capital Gains and Losses for Tax on Investment Income - Columns a - d			
List and describe the kind(s) of property sold (e g , real estate, (a) 2-story brick warehouse, or common stock, 200 shs MLC Co )	(b) How acquired P—Purchase D—Donation	(c) Date acquired (mo , day, yr )	(d) Date sold (mo , day, yr )
38 CONCHO RESOURCES INC		2012-09-21	2018-07-13
1 50 WALT DISNEY CO		2018-03-13	2018-07-13
31 NETFLIX COM INC		2017-06-05	2018-07-13
45 WABCO HOLDINGS INC		2016-12-12	2018-07-13
278 MARVELL TECHNOLOGY GROUP		2018-07-09	2018-07-17
101 ESTEE LAUDER COMPANIES INC			2018-07-18
60 PALO ALTO NETWORKS INC			2018-07-18
85 SALESFORCE COM INC			2018-07-18
22 HEALTHCARE SVCS GROUP INC		2018-06-07	2018-07-19
21 BROADRIDGE FINANCIAL SOLUTIONS		2018-06-07	2018-07-20

Form 990PF Part IV - Capital Gains and Losses for Tax on Investment Income - Columns e - h

(e) Gross sales price	Depreciation allowed (f) (or allowable)	Cost or other basis (g) plus expense of sale	Gain or (loss) (h) (e) plus (f) minus (g)
5,668		3,770	1,898
5,481		5,187	294
12,397		5,116	7,281
5,455		4,980	475
6		6	
14,184		5,730	8,454
12,980		9,183	3,797
12,480		5,908	6,572
872		864	8
2,495		2,479	16

Form 990PF Part IV - Capital Gains and Losses for Tax on Investment Income - Columns i - l

Complete only for assets showing gain in column (h) and owned by the foundation on 12/31/69			(I) Gains (Col (h) gain minus col (k), but not less than -0-) or Losses (from col (h))
(i) F M V as of 12/31/69	Adjusted basis (j) as of 12/31/69	Excess of col (i) (k) over col (j), if any	
			1,898
			294
			7,281
			475
			8,454
			3,797
			6,572
			8
			16

Form 990PF Part IV - Capital Gains and Losses for Tax on Investment Income - Columns a - d			
List and describe the kind(s) of property sold (e g , real estate, (a) 2-story brick warehouse, or common stock, 200 shs MLC Co )	(b) How acquired P—Purchase D—Donation	(c) Date acquired (mo , day, yr )	(d) Date sold (mo , day, yr )
44 MAXIMUS INC		2018-06-07	2018-07-20
1 97 CAMBREX CORP COM		2018-06-07	2018-07-23
18 MEDIDATA SOLUTIONS INC		2017-07-18	2018-07-23
48 MEDIDATA SOLUTIONS INC		2018-06-07	2018-07-23
251 HOST HOTELS & RESORTS, INC			2018-07-24
25 SIMON PROPERTY GROUP INC			2018-07-24
51 VENTAS INC COM		2014-08-21	2018-07-24
1395 47 FNMA POOL #AL8387 4 000% 4/01/46		2018-01-09	2018-07-25
49 CAMBREX CORP COM		2018-06-07	2018-08-01
50 ALEXION PHARMACEUTICALS INC			2018-08-02

Form 990PF Part IV - Capital Gains and Losses for Tax on Investment Income - Columns e - h

(e) Gross sales price	Depreciation allowed (f) (or allowable)	Cost or other basis (g) plus expense of sale	Gain or (loss) (h) (e) plus (f) minus (g)
2,875		2,749	126
5,488		4,386	1,102
1,581		1,467	114
4,215		3,768	447
5,382		4,815	567
4,245		4,628	-383
2,954		2,936	18
1,395		1,458	-63
3,069		2,216	853
6,412		6,613	-201

Form 990PF Part IV - Capital Gains and Losses for Tax on Investment Income - Columns i - l

Complete only for assets showing gain in column (h) and owned by the foundation on 12/31/69			(I) Gains (Col (h) gain minus col (k), but not less than -0-) or Losses (from col (h))
(i) F M V as of 12/31/69	Adjusted basis (j) as of 12/31/69	Excess of col (i) (k) over col (j), if any	
			126
			1,102
			114
			447
			567
			-383
			18
			-63
			853
			-201

**Form 990PF Part IV - Capital Gains and Losses for Tax on Investment Income - Columns a - d**

List and describe the kind(s) of property sold (e g , real estate, (a) 2-story brick warehouse, or common stock, 200 shs MLC Co )		(b) How acquired P—Purchase D—Donation	(c) Date acquired (mo , day, yr )	(d) Date sold (mo , day, yr )
16 ALIGN TECHNOLOGY INC			2015-08-03	2018-08-02
1	20 ALPHABET INC/CA		2015-09-15	2018-08-02
16 AMAZON COM INC COM			2009-03-09	2018-08-02
180 APPLE INC			2006-02-14	2018-08-02
4 BOOKING HOLDINGS INC			2010-06-24	2018-08-02
357 BOSTON SCIENTIFIC CORP COM			2015-04-14	2018-08-02
130 BROADCOM INC			2017-08-29	2018-08-02
109 CELGENE CORP COM				2018-08-02
91 CENTENE CORP DEL			2016-06-01	2018-08-02
169 COCA COLA CO			2018-07-18	2018-08-02

**Form 990PF Part IV - Capital Gains and Losses for Tax on Investment Income - Columns e - h**

(e) Gross sales price	Depreciation allowed (f) (or allowable)	Cost or other basis (g) plus expense of sale	Gain or (loss) (h) (e) plus (f) minus (g)
5,722		1,000	4,722
24,169		12,729	11,440
28,846		987	27,859
37,042		1,709	35,333
7,993		740	7,253
11,804		6,397	5,407
28,112		31,546	-3,434
9,752		4,181	5,571
12,157		5,762	6,395
7,830		7,624	206

**Form 990PF Part IV - Capital Gains and Losses for Tax on Investment Income - Columns i - l**

Complete only for assets showing gain in column (h) and owned by the foundation on 12/31/69			(l) Gains (Col (h) gain minus col (k), but not less than -0-) or Losses (from col (h))
(i) F M V as of 12/31/69	Adjusted basis (j) as of 12/31/69	Excess of col (i) (k) over col (j), if any	
			4,722
			11,440
			27,859
			35,333
			7,253
			5,407
			-3,434
			5,571
			6,395
			206

Form 990PF Part IV - Capital Gains and Losses for Tax on Investment Income - Columns a - d			
(a) List and describe the kind(s) of property sold (e g , real estate, 2-story brick warehouse, or common stock, 200 shs MLC Co )	(b) How acquired P—Purchase D—Donation	(c) Date acquired (mo , day, yr )	(d) Date sold (mo , day, yr )
40 CONSTELLATION BRANDS INC			2018-08-02
1 95 DANAHER CORP		2017-08-23	2018-08-02
52 WALT DISNEY CO		2018-03-13	2018-08-02
48 ECOLAB INC		2012-11-08	2018-08-02
98 FACEBOOK INC		2013-11-05	2018-08-02
158 FORTIVE CORP		2018-05-08	2018-08-02
109 FORTUNE BRANDS HOME & SECURITY		2013-02-05	2018-08-02
110 HALLIBURTON CO		2017-03-08	2018-08-02
69 HOME DEPOT INC		2012-12-07	2018-08-02
100 INTERCONTINENTALEXCHANGE GROUPINC		2012-07-26	2018-08-02

Form 990PF Part IV - Capital Gains and Losses for Tax on Investment Income - Columns e - h

(e) Gross sales price	(f) Depreciation allowed (or allowable)	(g) Cost or other basis plus expense of sale	(h) Gain or (loss) (e) plus (f) minus (g)
8,305		4,783	3,522
9,576		7,781	1,795
5,846		5,395	451
6,994		3,382	3,612
16,923		4,886	12,037
12,785		11,699	1,086
6,245		3,529	2,716
4,602		5,662	-1,060
13,393		4,449	8,944
7,228		2,659	4,569

Form 990PF Part IV - Capital Gains and Losses for Tax on Investment Income - Columns i - l

Complete only for assets showing gain in column (h) and owned by the foundation on 12/31/69			(I) Gains (Col (h) gain minus col (k), but not less than -0-) or Losses (from col (h))
(i) F M V as of 12/31/69	(j) Adjusted basis as of 12/31/69	(k) Excess of col (i) over col (j), if any	
			3,522
			1,795
			451
			3,612
			12,037
			1,086
			2,716
			-1,060
			8,944
			4,569



Form 990PF Part IV - Capital Gains and Losses for Tax on Investment Income - Columns a - d			
List and describe the kind(s) of property sold (e g , real estate, (a) 2-story brick warehouse, or common stock, 200 shs MLC Co )	(b) How acquired P—Purchase D—Donation	(c) Date acquired (mo , day, yr )	(d) Date sold (mo , day, yr )
2400 ISHARES CORE S&P MIDCAP ETF		2012-08-15	2018-08-02
1 38 ESTEE LAUDER COMPANIES INC		2011-12-23	2018-08-02
59 MERCURY COMPUTER SYS INC		2018-06-07	2018-08-02
217 MICROSOFT CORP		2016-02-04	2018-08-02
86 MIDDLEBY CORP		2018-03-13	2018-08-02
65 MONSTER BEVERAGE CORP		2013-03-27	2018-08-02
143 MORGAN STANLEY		2017-12-26	2018-08-02
17 NETFLIX COM INC		2017-06-05	2018-08-02
25 O'REILLY AUTOMOTIVE INC		2016-08-12	2018-08-02
62 PPG INDUSTRIES INC		2014-08-22	2018-08-02

Form 990PF Part IV - Capital Gains and Losses for Tax on Investment Income - Columns e - h

(e) Gross sales price	Depreciation allowed (f) (or allowable)	Cost or other basis (g) plus expense of sale	Gain or (loss) (h) (e) plus (f) minus (g)
477,144		230,904	246,240
5,136		2,148	2,988
2,951		2,205	746
22,989		11,242	11,747
8,774		11,443	-2,669
3,823		1,040	2,783
7,084		7,485	-401
5,756		2,805	2,951
7,644		7,166	478
6,764		6,355	409

Form 990PF Part IV - Capital Gains and Losses for Tax on Investment Income - Columns i - l

Complete only for assets showing gain in column (h) and owned by the foundation on 12/31/69			(l) Gains (Col (h) gain minus col (k), but not less than -0-) or Losses (from col (h))
(i) F M V as of 12/31/69	Adjusted basis (j) as of 12/31/69	Excess of col (i) (k) over col (j), if any	
			246,240
			2,988
			746
			11,747
			-2,669
			2,783
			-401
			2,951
			478
			409

Form 990PF Part IV - Capital Gains and Losses for Tax on Investment Income - Columns a - d			
List and describe the kind(s) of property sold (e g , real estate, (a) 2-story brick warehouse, or common stock, 200 shs MLC Co )		(b) How acquired P—Purchase D—Donation	(c) Date acquired (mo , day, yr )
58 PRA HEALTH SCIENCES INC			2018-03-13
1	24 PALO ALTO NETWORKS INC		2016-02-04
62 POOL CORPORATION			2018-05-09
45 S&P GLOBAL INC			2014-12-29
74 SALESFORCE COM INC			2014-04-10
136 SMITH A O CORP CL B			2017-08-23
95 TRACTOR SUPPLY CO COM			2012-11-08
21 TRANSDIGM GROUP INC			2015-12-21
22 ULTA SALON COSMETICS & FRAGRAN			2017-06-23
40 ULTIMATE SOFTWARE GROUP INC			2017-11-30

Form 990PF Part IV - Capital Gains and Losses for Tax on Investment Income - Columns e - h

(e) Gross sales price	Depreciation allowed (f) (or allowable)	Cost or other basis (g) plus expense of sale	Gain or (loss) (h) (e) plus (f) minus (g)
6,041		5,341	700
4,909		3,461	1,448
9,775		9,100	675
8,826		4,057	4,769
10,238		4,019	6,219
7,999		7,375	624
7,400		4,382	3,018
7,735		4,257	3,478
5,135		6,273	-1,138
11,248		8,416	2,832

Form 990PF Part IV - Capital Gains and Losses for Tax on Investment Income - Columns i - l

Complete only for assets showing gain in column (h) and owned by the foundation on 12/31/69			(I) Gains (Col (h) gain minus col (k), but not less than -0-) or Losses (from col (h))
(i) F M V as of 12/31/69	Adjusted basis (j) as of 12/31/69	Excess of col (i) (k) over col (j), if any	
			700
			1,448
			675
			4,769
			6,219
			624
			3,018
			3,478
			-1,138
			2,832

Form 990PF Part IV - Capital Gains and Losses for Tax on Investment Income - Columns a - d			
List and describe the kind(s) of property sold (e g , real estate, (a) 2-story brick warehouse, or common stock, 200 shs MLC Co )	(b) How acquired P—Purchase D—Donation	(c) Date acquired (mo , day, yr )	(d) Date sold (mo , day, yr )
47 VERTEX PHARMACEUTICALS INC COM		2018-04-04	2018-08-02
1 125 VISA INC-CLASS A SHRS		2013-06-27	2018-08-02
48 WABCO HOLDINGS INC			2018-08-02
92 WORLDPAY INC		2016-08-12	2018-08-02
85 XPO LOGISTICS INC		2017-06-05	2018-08-02
47 ALLERGAN PLC		2015-05-28	2018-08-02
34 ACCENTURE PLC		2012-11-08	2018-08-02
55 JAZZ PHARMACEUTICALS PLC		2016-11-16	2018-08-02
206 NORWEGIAN CRUISE LINE HOLDING		2015-05-28	2018-08-02
26 ULTRAGENYX PHARMACEUTICAL INC		2018-06-07	2018-08-03

Form 990PF Part IV - Capital Gains and Losses for Tax on Investment Income - Columns e - h

(e) Gross sales price	Depreciation allowed (f) (or allowable)	Cost or other basis (g) plus expense of sale	Gain or (loss) (h) (e) plus (f) minus (g)
8,225		7,590	635
17,172		5,777	11,395
5,911		5,274	637
7,593		5,010	2,583
8,328		4,939	3,389
8,645		14,667	-6,022
5,381		2,264	3,117
9,502		6,140	3,362
10,080		11,281	-1,201
1,903		2,053	-150

Form 990PF Part IV - Capital Gains and Losses for Tax on Investment Income - Columns i - l

Complete only for assets showing gain in column (h) and owned by the foundation on 12/31/69			(I) Gains (Col (h) gain minus col (k), but not less than -0-) or Losses (from col (h))
(i) F M V as of 12/31/69	Adjusted basis (j) as of 12/31/69	Excess of col (i) (k) over col (j), if any	
			635
			11,395
			637
			2,583
			3,389
			-6,022
			3,117
			3,362
			-1,201
			-150

Form 990PF Part IV - Capital Gains and Losses for Tax on Investment Income - Columns a - d			
List and describe the kind(s) of property sold (e g , real estate, (a) 2-story brick warehouse, or common stock, 200 shs MLC Co )	(b) How acquired P—Purchase D—Donation	(c) Date acquired (mo , day, yr )	(d) Date sold (mo , day, yr )
100000 US TREASURY NOTE 3 125% 5/15/19		2015-10-28	2018-08-03
1 24 BLACKBAUD INC		2018-06-07	2018-08-06
22 BROADRIDGE FINANCIAL SOLUTIONS		2018-06-07	2018-08-06
17 MAXIMUS INC		2018-06-07	2018-08-06
27 SCHEIN HENRY INC		2018-06-07	2018-08-06
23 BROADRIDGE FINANCIAL SOLUTIONS		2018-06-07	2018-08-07
15 ESCO TECHNOLOGIES INC		2018-06-07	2018-08-07
36 MAXIMUS INC		2018-06-07	2018-08-07
66 MARVELL TECHNOLOGY GROUP		2018-07-09	2018-08-07
73 ALARM COM HOLDINGS INC		2018-06-07	2018-08-08

Form 990PF Part IV - Capital Gains and Losses for Tax on Investment Income - Columns e - h

(e) Gross sales price	Depreciation allowed (f) (or allowable)	Cost or other basis (g) plus expense of sale	Gain or (loss) (h) (e) plus (f) minus (g)
100,570		106,727	-6,157
2,384		2,428	-44
2,553		2,597	-44
1,107		1,062	45
2,236		1,924	312
2,970		2,715	255
938		881	57
2,368		2,249	119
1,457		1,414	43
3,548		3,292	256

Form 990PF Part IV - Capital Gains and Losses for Tax on Investment Income - Columns i - l

Complete only for assets showing gain in column (h) and owned by the foundation on 12/31/69			(I) Gains (Col (h) gain minus col (k), but not less than -0-) or Losses (from col (h))
(i) F M V as of 12/31/69	Adjusted basis (j) as of 12/31/69	Excess of col (i) (k) over col (j), if any	
			-6,157
			-44
			-44
			45
			312
			255
			57
			119
			43
			256

Form 990PF Part IV - Capital Gains and Losses for Tax on Investment Income - Columns a - d			
(a) List and describe the kind(s) of property sold (e g , real estate, 2-story brick warehouse, or common stock, 200 shs MLC Co )	(b) How acquired P—Purchase D—Donation	(c) Date acquired (mo , day, yr )	(d) Date sold (mo , day, yr )
100000 GEORGIA POWER CO 3 250% 4/01/26		2016-03-02	2018-08-09
1 52 MARVELL TECHNOLOGY GROUP		2018-07-09	2018-08-17
46 SITEONE LANDSCAPE SUPPLY INC		2018-06-07	2018-08-20
29 O'REILLY AUTOMOTIVE INC		2016-08-12	2018-08-21
1290 03 FNMA POOL #AL8387 4 000% 4/01/46		2018-01-09	2018-08-25
137 COTIVITI HOLDINGS INC		2016-06-02	2018-08-27
512 COTIVITI HOLDINGS INC			2018-08-27
39 ESSEX PPTY TR COM		2018-03-29	2018-08-27
409 HOST HOTELS & RESORTS, INC		2018-03-29	2018-08-27
35 ULTRAGENYX PHARMACEUTICAL INC		2018-06-07	2018-08-27

Form 990PF Part IV - Capital Gains and Losses for Tax on Investment Income - Columns e - h

(e) Gross sales price	(f) Depreciation allowed (or allowable)	(g) Cost or other basis plus expense of sale	(h) Gain or (loss) (e) plus (f) minus (g)
95,652		99,624	-3,972
1,026		1,114	-88
4,103		3,844	259
9,545		8,313	1,232
1,290		1,348	-58
6,131		2,689	3,442
22,912		19,273	3,639
9,510		9,403	107
8,532		7,648	884
2,713		2,764	-51

Form 990PF Part IV - Capital Gains and Losses for Tax on Investment Income - Columns i - l

Complete only for assets showing gain in column (h) and owned by the foundation on 12/31/69			(l) Gains (Col (h) gain minus col (k), but not less than -0-) or Losses (from col (h))
(i) F M V as of 12/31/69	(j) Adjusted basis as of 12/31/69	(k) Excess of col (i) over col (j), if any	
			-3,972
			-88
			259
			1,232
			-58
			3,442
			3,639
			107
			884
			-51

**Form 990PF Part IV - Capital Gains and Losses for Tax on Investment Income - Columns a - d**

List and describe the kind(s) of property sold (e g , real estate, (a) 2-story brick warehouse, or common stock, 200 shs MLC Co )		(b) How acquired P—Purchase D—Donation	(c) Date acquired (mo , day, yr )	(d) Date sold (mo , day, yr )
13 VENTAS INC COM				2018-08-27
1	21 VENTAS INC COM		2018-03-29	2018-08-27
183 MARVELL TECHNOLOGY GROUP			2018-07-09	2018-09-05
144 DYAX CORPORATIONCVR CONTRA			2016-01-25	2018-09-06
86 CINTAS CORP			2018-08-02	2018-09-11
269 PROGRESSIVE CORP OHIO			2018-08-02	2018-09-11
303 CELGENE CORP COM				2018-09-12
478 HALLIBURTON CO				2018-09-12
139 MARVELL TECHNOLOGY GROUP			2018-07-09	2018-09-12
97 EDGEWELL PERSONAL CARE CO				2018-09-14

**Form 990PF Part IV - Capital Gains and Losses for Tax on Investment Income - Columns e - h**

(e) Gross sales price	Depreciation allowed (f) (or allowable)	Cost or other basis (g) plus expense of sale	Gain or (loss) (h) (e) plus (f) minus (g)
761		740	21
1,230		1,044	186
3,739		3,921	-182
576			576
18,518		17,780	738
18,316		16,490	1,826
26,220		11,283	14,937
18,340		24,197	-5,857
2,531		2,978	-447
4,719		7,690	-2,971

**Form 990PF Part IV - Capital Gains and Losses for Tax on Investment Income - Columns i - l**

Complete only for assets showing gain in column (h) and owned by the foundation on 12/31/69			(I) Gains (Col (h) gain minus col (k), but not less than -0-) or Losses (from col (h))
(i) F M V as of 12/31/69	Adjusted basis (j) as of 12/31/69	Excess of col (i) (k) over col (j), if any	
			21
			186
			-182
			576
			738
			1,826
			14,937
			-5,857
			-447
			-2,971

Form 990PF Part IV - Capital Gains and Losses for Tax on Investment Income - Columns a - d			
List and describe the kind(s) of property sold (e g , real estate, (a) 2-story brick warehouse, or common stock, 200 shs MLC Co )	(b) How acquired P—Purchase D—Donation	(c) Date acquired (mo , day, yr )	(d) Date sold (mo , day, yr )
113 EDGEWELL PERSONAL CARE CO		2018-08-02	2018-09-14
1 15 00332 BLACKBAUD INC		2018-06-07	2018-09-19
26 99668 BLACKBAUD INC		2018-06-07	2018-09-19
98 COGENT COMMUNICATIONS GROUP INC		2018-06-07	2018-09-19
5 FAIR ISSAC, INC		2018-06-07	2018-09-19
4 ULTIMATE SOFTWARE GROUP INC		2018-01-10	2018-09-19
5 ULTIMATE SOFTWARE GROUP INC		2014-06-30	2018-09-19
49 WOODWARD INC			2018-09-19
18 BLACKBAUD INC		2018-06-07	2018-09-24
41 CINTAS CORP		2018-08-02	2018-09-24

Form 990PF Part IV - Capital Gains and Losses for Tax on Investment Income - Columns e - h

(e) Gross sales price	(f) Depreciation allowed (or allowable)	(g) Cost or other basis plus expense of sale	(h) Gain or (loss) (e) plus (f) minus (g)
5,497		6,100	-603
1,499		1,518	-19
2,697		2,732	-35
5,453		5,069	384
1,139		962	177
1,247		894	353
1,559		693	866
3,997		3,866	131
1,828		1,821	7
8,661		8,476	185

Form 990PF Part IV - Capital Gains and Losses for Tax on Investment Income - Columns i - l

Complete only for assets showing gain in column (h) and owned by the foundation on 12/31/69			(I) Gains (Col (h) gain minus col (k), but not less than -0-) or Losses (from col (h))
(i) F M V as of 12/31/69	(j) Adjusted basis as of 12/31/69	(k) Excess of col (i) over col (j), if any	
			-603
			-19
			-35
			384
			177
			353
			866
			131
			7
			185

Form 990PF Part IV - Capital Gains and Losses for Tax on Investment Income - Columns a - d			
List and describe the kind(s) of property sold (e g , real estate, (a) 2-story brick warehouse, or common stock, 200 shs MLC Co )	(b) How acquired P—Purchase D—Donation	(c) Date acquired (mo , day, yr )	(d) Date sold (mo , day, yr )
735 ISHARES CORE S&P MIDCAP ETF		2012-08-27	2018-09-24
1 52 OLD DOMINION FREIGHT LINES INC		2018-08-02	2018-09-24
4343 VANGUARD GLBL EX-US REAL EST		2018-01-25	2018-09-24
144 6 FED HOME LN MTG CORP 3 034% 10/25/20		2014-01-08	2018-09-25
1317 36 FNMA POOL #AL8387 4 000% 4/01/46		2018-01-09	2018-09-25
45 COGENT COMMUNICATIONS GROUP INC		2018-06-07	2018-09-28
23 BLACKBAUD INC		2018-06-07	2018-10-01
36 WOODWARD INC		2018-06-07	2018-10-01
329 BOSTON SCIENTIFIC CORP COM		2015-04-14	2018-10-03
18 PROOFPOINT INC			2018-10-08

Form 990PF Part IV - Capital Gains and Losses for Tax on Investment Income - Columns e - h

(e) Gross sales price	(f) Depreciation allowed (or allowable)	(g) Cost or other basis plus expense of sale	(h) Gain or (loss) (e) plus (f) minus (g)
149,967		71,474	78,493
8,081		7,610	471
248,537		280,434	-31,897
145		147	-2
1,317		1,376	-59
2,517		2,328	189
2,295		2,327	-32
2,881		2,803	78
12,696		5,895	6,801
1,691		2,126	-435

Form 990PF Part IV - Capital Gains and Losses for Tax on Investment Income - Columns i - l

Complete only for assets showing gain in column (h) and owned by the foundation on 12/31/69			(I) Gains (Col (h) gain minus col (k), but not less than -0-) or Losses (from col (h))
(i) F M V as of 12/31/69	(j) Adjusted basis as of 12/31/69	(k) Excess of col (i) over col (j), if any	
			78,493
			471
			-31,897
			-2
			-59
			189
			-32
			78
			6,801
			-435



Form 990PF Part IV - Capital Gains and Losses for Tax on Investment Income - Columns a - d			
List and describe the kind(s) of property sold (e g , real estate, (a) 2-story brick warehouse, or common stock, 200 shs MLC Co )	(b) How acquired P—Purchase D—Donation	(c) Date acquired (mo , day, yr )	(d) Date sold (mo , day, yr )
4 PROOFPOINT INC		2013-12-09	2018-10-08
1 49 ALARM COM HOLDINGS INC		2018-06-07	2018-10-10
67 COGENT COMMUNICATIONS GROUP INC		2018-06-07	2018-10-10
28 HOME DEPOT INC		2012-12-07	2018-10-10
71 O'REILLY AUTOMOTIVE INC			2018-10-10
58 BANKUNITED INC		2018-06-07	2018-10-15
28 ENVESTNET INC		2018-06-07	2018-10-15
85 HEALTHCARE SVCS GROUP INC		2018-06-07	2018-10-15
92 HEXCEL CORP NEW COM		2018-06-07	2018-10-15
16 WOODWARD INC		2018-06-07	2018-10-15

Form 990PF Part IV - Capital Gains and Losses for Tax on Investment Income - Columns e - h

(e) Gross sales price	Depreciation allowed (f) (or allowable)	Cost or other basis (g) plus expense of sale	Gain or (loss) (h) (e) plus (f) minus (g)
376		109	267
2,248		2,210	38
3,486		3,465	21
5,488		1,805	3,683
24,368		19,727	4,641
1,955		2,533	-578
1,572		1,531	41
3,357		3,339	18
5,732		6,630	-898
1,189		1,246	-57

Form 990PF Part IV - Capital Gains and Losses for Tax on Investment Income - Columns i - l

Complete only for assets showing gain in column (h) and owned by the foundation on 12/31/69			(I) Gains (Col (h) gain minus col (k), but not less than -0-) or Losses (from col (h))
(i) F M V as of 12/31/69	Adjusted basis (j) as of 12/31/69	Excess of col (i) (k) over col (j), if any	
			267
			38
			21
			3,683
			4,641
			-578
			41
			18
			-898
			-57

Form 990PF Part IV - Capital Gains and Losses for Tax on Investment Income - Columns a - d			
List and describe the kind(s) of property sold (e g , real estate, (a) 2-story brick warehouse, or common stock, 200 shs MLC Co )	(b) How acquired P—Purchase D—Donation	(c) Date acquired (mo , day, yr )	(d) Date sold (mo , day, yr )
88 PAYLOCITY HOLDING CORP		2018-06-07	2018-10-16
1 217 BANKUNITED INC		2018-06-07	2018-10-19
27 ENVESTNET INC		2018-06-07	2018-10-19
31 MEDIDATA SOLUTIONS INC			2018-10-19
28 PROOFPOINT INC		2013-12-09	2018-10-19
49 HEXCEL CORP NEW COM		2018-06-07	2018-10-24
227 4 FED HOME LN MTG CORP 3 034% 10/25/20		2014-01-08	2018-10-25
1211 55 FNMA POOL #AL8387 4 000% 4/01/46		2018-01-09	2018-10-25
47 PROOFPOINT INC		2013-12-09	2018-10-29
73 ULTRAGENYX PHARMACEUTICAL INC		2018-06-07	2018-10-30

Form 990PF Part IV - Capital Gains and Losses for Tax on Investment Income - Columns e - h

(e) Gross sales price	Depreciation allowed (f) (or allowable)	Cost or other basis (g) plus expense of sale	Gain or (loss) (h) (e) plus (f) minus (g)
6,098		5,210	888
7,044		9,475	-2,431
1,496		1,476	20
2,170		2,141	29
2,829		764	2,065
2,899		3,531	-632
227		232	-5
1,212		1,266	-54
4,133		1,282	2,851
3,610		5,766	-2,156

Form 990PF Part IV - Capital Gains and Losses for Tax on Investment Income - Columns i - l

Complete only for assets showing gain in column (h) and owned by the foundation on 12/31/69			(I) Gains (Col (h) gain minus col (k), but not less than -0-) or Losses (from col (h))
(i) F M V as of 12/31/69	Adjusted basis (j) as of 12/31/69	Excess of col (i) (k) over col (j), if any	
			888
			-2,431
			20
			29
			2,065
			-632
			-5
			-54
			2,851
			-2,156

Form 990PF Part IV - Capital Gains and Losses for Tax on Investment Income - Columns a - d			
List and describe the kind(s) of property sold (e g , real estate, (a) 2-story brick warehouse, or common stock, 200 shs MLC Co )	(b) How acquired P—Purchase D—Donation	(c) Date acquired (mo , day, yr )	(d) Date sold (mo , day, yr )
34 FAIR ISSAC, INC		2018-06-07	2018-10-31
1 60 ACCELERON PHARMA INC		2015-12-22	2018-11-02
10 ACCELERON PHARMA INC		2018-01-10	2018-11-02
3 CONNECTONE BANCORP INC		2018-06-07	2018-11-02
38 WOODWARD INC		2018-06-07	2018-11-02
25 AMERICAN TOWER REIT			2018-11-06
191 COGENT COMMUNICATIONS GROUP INC		2018-06-07	2018-11-06
26 ESSEX PPTY TR COM		2018-03-29	2018-11-06
439 HOST HOTELS & RESORTS, INC		2018-03-29	2018-11-06
186 HUDSON PACIFIC PROPERTIES INC		2018-03-29	2018-11-06

Form 990PF Part IV - Capital Gains and Losses for Tax on Investment Income - Columns e - h

(e) Gross sales price	Depreciation allowed (f) (or allowable)	Cost or other basis (g) plus expense of sale	Gain or (loss) (h) (e) plus (f) minus (g)
6,606		6,541	65
3,160		2,909	251
527		439	88
64		82	-18
2,915		2,959	-44
3,876		3,639	237
9,719		9,879	-160
6,486		6,269	217
8,052		8,209	-157
5,599		6,043	-444

Form 990PF Part IV - Capital Gains and Losses for Tax on Investment Income - Columns i - l

Complete only for assets showing gain in column (h) and owned by the foundation on 12/31/69			(l) Gains (Col (h) gain minus col (k), but not less than -0-) or Losses (from col (h))
(i) F M V as of 12/31/69	Adjusted basis (j) as of 12/31/69	Excess of col (i) (k) over col (j), if any	
			65
			251
			88
			-18
			-44
			237
			-160
			217
			-157
			-444

**Form 990PF Part IV - Capital Gains and Losses for Tax on Investment Income - Columns a - d**

List and describe the kind(s) of property sold (e g , real estate, (a) 2-story brick warehouse, or common stock, 200 shs MLC Co )		(b) How acquired P—Purchase D—Donation	(c) Date acquired (mo , day, yr )	(d) Date sold (mo , day, yr )
16 PUBLIC STORAGE INC COM			2018-03-29	2018-11-06
1 152 RETAIL OPPORTUNITY INVESTMENTS CORP				2018-11-06
18 SIMON PROPERTY GROUP INC			2018-08-27	2018-11-06
7 SIMON PROPERTY GROUP INC			2017-04-07	2018-11-06
132 ALARM COM HOLDINGS INC				2018-11-07
27 WOODWARD INC				2018-11-07
2652 549 ARTISAN INTL SMALL CAP F-INS #2467				2018-11-12
13922 037 DODGE & COX INT'L STOCK FD #1048			2018-01-25	2018-11-12
3996 63 OAKMARK INTL SM CAP - INST #2888				2018-11-12
36571 74 MORGN STANLY INSTL FD INTL EQ #8063			2016-12-07	2018-11-12

**Form 990PF Part IV - Capital Gains and Losses for Tax on Investment Income - Columns e - h**

(e) Gross sales price	Depreciation allowed (f) (or allowable)	Cost or other basis (g) plus expense of sale	Gain or (loss) (h) (e) plus (f) minus (g)
3,246		3,231	15
2,675		2,688	-13
3,295		3,257	38
1,281		1,192	89
6,292		5,624	668
2,120		2,069	51
55,412		63,287	-7,875
564,956		700,000	-135,044
59,510		59,140	370
589,902		533,582	56,320

**Form 990PF Part IV - Capital Gains and Losses for Tax on Investment Income - Columns i - l**

Complete only for assets showing gain in column (h) and owned by the foundation on 12/31/69			(I) Gains (Col (h) gain minus col (k), but not less than -0-) or Losses (from col (h))
(i) F M V as of 12/31/69	Adjusted basis (j) as of 12/31/69	Excess of col (i) (k) over col (j), if any	
			15
			-13
			38
			89
			668
			51
			-7,875
			-135,044
			370
			56,320

Form 990PF Part IV - Capital Gains and Losses for Tax on Investment Income - Columns a - d			
List and describe the kind(s) of property sold (e g , real estate, (a) 2-story brick warehouse, or common stock, 200 shs MLC Co )	(b) How acquired P—Purchase D—Donation	(c) Date acquired (mo , day, yr )	(d) Date sold (mo , day, yr )
80 ESCO TECHNOLOGIES INC		2018-06-07	2018-11-19
1 311 WALT DISNEY CO		2018-03-13	2018-11-21
196 PPG INDUSTRIES INC		2014-08-22	2018-11-21
509 SMITH A O CORP CL B		2017-08-23	2018-11-21
121 VISA INC-CLASS A SHRS		2013-06-27	2018-11-21
92 CALAVO GROWERS INC			2018-11-23
16 HEALTHEQUITY INC		2018-06-07	2018-11-23
19 MAXIMUS INC		2018-06-07	2018-11-23
214 2 FED HOME LN MTG CORP 3 034% 10/25/20		2014-01-08	2018-11-25
1171 97 FNMA POOL #AL8387 4 000% 4/01/46		2018-01-09	2018-11-25

Form 990PF Part IV - Capital Gains and Losses for Tax on Investment Income - Columns e - h

(e) Gross sales price	Depreciation allowed (f) (or allowable)	Cost or other basis (g) plus expense of sale	Gain or (loss) (h) (e) plus (f) minus (g)
5,498		4,698	800
35,390		32,265	3,125
20,972		20,089	883
23,273		27,601	-4,328
16,363		5,592	10,771
9,099		8,449	650
1,264		1,216	48
1,293		1,187	106
214		218	-4
1,172		1,224	-52

Form 990PF Part IV - Capital Gains and Losses for Tax on Investment Income - Columns i - l

Complete only for assets showing gain in column (h) and owned by the foundation on 12/31/69			(I) Gains (Col (h) gain minus col (k), but not less than -0-) or Losses (from col (h))
(i) F M V as of 12/31/69	Adjusted basis (j) as of 12/31/69	Excess of col (i) (k) over col (j), if any	
			800
			3,125
			883
			-4,328
			10,771
			650
			48
			106
			-4
			-52

Form 990PF Part IV - Capital Gains and Losses for Tax on Investment Income - Columns a - d			
List and describe the kind(s) of property sold (e g , real estate, (a) 2-story brick warehouse, or common stock, 200 shs MLC Co )	(b) How acquired P—Purchase D—Donation	(c) Date acquired (mo , day, yr )	(d) Date sold (mo , day, yr )
52 PRICESMART INC		2018-06-07	2018-11-28
1 120 ALDER BIOPHARMACEUTICALS INC		2018-06-07	2018-11-30
309 WELBILT INC			2018-12-03
25 HEALTHEQUITY INC		2018-06-07	2018-12-04
22 HEALTHEQUITY INC		2017-09-28	2018-12-06
8 HEALTHEQUITY INC		2018-06-07	2018-12-06
2 AMPHENOL CORP CL A		2018-08-02	2018-12-11
3 CARMAX INC		2018-08-02	2018-12-11
2 M & T BANK CORPORATION COM		2018-08-02	2018-12-11
2 TIFFANY & CO NEW		2018-08-02	2018-12-11

Form 990PF Part IV - Capital Gains and Losses for Tax on Investment Income - Columns e - h

(e) Gross sales price	Depreciation allowed (f) (or allowable)	Cost or other basis (g) plus expense of sale	Gain or (loss) (h) (e) plus (f) minus (g)
3,459		4,543	-1,084
1,607		2,102	-495
4,218		6,857	-2,639
2,107		1,900	207
1,624		1,102	522
591		608	-17
172		187	-15
191		220	-29
313		348	-35
173		272	-99

Form 990PF Part IV - Capital Gains and Losses for Tax on Investment Income - Columns i - l

Complete only for assets showing gain in column (h) and owned by the foundation on 12/31/69			(l) Gains (Col (h) gain minus col (k), but not less than -0-) or Losses (from col (h))
(i) F M V as of 12/31/69	Adjusted basis (j) as of 12/31/69	Excess of col (i) (k) over col (j), if any	
			-1,084
			-495
			-2,639
			207
			522
			-17
			-15
			-29
			-35
			-99

Form 990PF Part IV - Capital Gains and Losses for Tax on Investment Income - Columns a - d			
List and describe the kind(s) of property sold (e g , real estate, (a) 2-story brick warehouse, or common stock, 200 shs MLC Co )	(b) How acquired P—Purchase D—Donation	(c) Date acquired (mo , day, yr )	(d) Date sold (mo , day, yr )
25 CALAVO GROWERS INC			2018-12-12
1 14 CASEYS GEN STORES INC		2015-12-09	2018-12-12
3 CASEYS GEN STORES INC		2018-01-10	2018-12-12
221 POST HOLDINGS INC		2018-08-02	2018-12-13
33 WASTE CONNECTIONS INC		2018-06-07	2018-12-13
76 BANKUNITED INC		2018-06-07	2018-12-19
43 HEICO CORP		2018-06-07	2018-12-19
28 CALAVO GROWERS INC		2018-06-07	2018-12-20
7895 805 AQR MANAGED FUTURES STR-I		2012-10-01	2018-12-21
38722 269 DRIEHAUS ACTIVE INCOME FUND			2018-12-21

Form 990PF Part IV - Capital Gains and Losses for Tax on Investment Income - Columns e - h

(e) Gross sales price	Depreciation allowed (f) (or allowable)	Cost or other basis (g) plus expense of sale	Gain or (loss) (h) (e) plus (f) minus (g)
2,253		2,109	144
1,913		1,750	163
410		362	48
20,534		18,961	1,573
2,559		2,542	17
2,173		3,319	-1,146
3,400		3,244	156
2,012		2,357	-345
66,956		74,931	-7,975
361,279		410,214	-48,935

Form 990PF Part IV - Capital Gains and Losses for Tax on Investment Income - Columns i - l

Complete only for assets showing gain in column (h) and owned by the foundation on 12/31/69			(I) Gains (Col (h) gain minus col (k), but not less than -0-) or Losses (from col (h))
(i) F M V as of 12/31/69	Adjusted basis (j) as of 12/31/69	Excess of col (i) (k) over col (j), if any	
			144
			163
			48
			1,573
			17
			-1,146
			156
			-345
			-7,975
			-48,935

**Form 990PF Part IV - Capital Gains and Losses for Tax on Investment Income - Columns a - d**

List and describe the kind(s) of property sold (e g , real estate, (a) 2-story brick warehouse, or common stock, 200 shs MLC Co )		(b) How acquired P—Purchase D—Donation	(c) Date acquired (mo , day, yr )	(d) Date sold (mo , day, yr )
126 CENTENE CORP DEL			2016-06-01	2018-12-24
1 101 WABCO HOLDINGS INC			2016-06-01	2018-12-24
228 88 FED HOME LN MTG CORP 3 034% 10/25/20			2014-01-08	2018-12-25
665 95 FNMA POOL #AL8387 4 000% 4/01/46			2018-01-09	2018-12-25
13 PRICESMART INC			2018-06-07	2018-12-26
51 ALDER BIOPHARMACEUTICALS INC			2018-06-07	2018-12-28
88 826 GAI AGILITY INCOME FUND				2018-12-31
OTHER INVESTMENT			2014-09-01	2018-12-31
166 461 OTHER INVESTMENT			2017-11-01	2018-12-31
88 6 OTHER INVESTMENT			2017-01-01	2018-12-31

**Form 990PF Part IV - Capital Gains and Losses for Tax on Investment Income - Columns e - h**

(e) Gross sales price	Depreciation allowed (f) (or allowable)	Cost or other basis (g) plus expense of sale	Gain or (loss) (h) (e) plus (f) minus (g)
13,842		7,977	5,865
10,171		10,879	-708
229		233	-4
666		696	-30
748		1,136	-388
530		894	-364
84,108		97,359	-13,251
109,108		125,000	-15,892
203,982		195,790	8,192
108,571		104,210	4,361

**Form 990PF Part IV - Capital Gains and Losses for Tax on Investment Income - Columns i - l**

Complete only for assets showing gain in column (h) and owned by the foundation on 12/31/69			(I) Gains (Col (h) gain minus col (k), but not less than -0-) or Losses (from col (h))
(i) F M V as of 12/31/69	Adjusted basis (j) as of 12/31/69	Excess of col (i) (k) over col (j), if any	
			5,865
			-708
			-4
			-30
			-388
			-364
			-13,251
			-15,892
			8,192
			4,361



**Form 990PF Part IV - Capital Gains and Losses for Tax on Investment Income - Columns a - d**

List and describe the kind(s) of property sold (e g , real estate, <b>(a)</b> 2-story brick warehouse, or common stock, 200 shs MLC Co )	<b>(b)</b> How acquired P—Purchase D—Donation	<b>(c)</b> Date acquired (mo , day, yr )	<b>(d)</b> Date sold (mo , day, yr )
CAPITAL GAIN DIVIDENDS	P		

**Form 990PF Part IV - Capital Gains and Losses for Tax on Investment Income - Columns e - h**

<b>(e)</b> Gross sales price	Depreciation allowed <b>(f)</b> (or allowable)	Cost or other basis <b>(g)</b> plus expense of sale	Gain or (loss) <b>(h)</b> (e) plus (f) minus (g)
			293,161

**Form 990PF Part IV - Capital Gains and Losses for Tax on Investment Income - Columns i - l**

Complete only for assets showing gain in column (h) and owned by the foundation on 12/31/69			<b>(l)</b> Gains (Col (h) gain minus col (k), but not less than -0-) or Losses (from col (h))
<b>(i)</b> F M V as of 12/31/69	Adjusted basis <b>(j)</b> as of 12/31/69	Excess of col (i) <b>(k)</b> over col (j), if any	

**Form 990PF Part VIII Line 1 - List all officers, directors, trustees, foundation managers and their compensation**

<b>(a)</b> Name and address	Title, and average hours per week <b>(b)</b> devoted to position	<b>(c)</b> Compensation (If not paid, enter -0-)	<b>(d)</b> Contributions to employee benefit plans and deferred compensation	Expense account, <b>(e)</b> other allowances
Wells Fargo Bank NA 100 N MAIN ST MAC D4001-117 WINSTON SALEM, NC 27101	TRUSTEE 0	111,102		
HALSEY H HALLS 11124 BLOOMINGTON FERRY ROAD BLOOMINGTON, MN 55438				
SANDRA ANDERSON 7112 WILLOW LANE BROOKLYN CENTER, MN 55430	COMMITTEE MEMBERS 0	500		
RON ISLAND 1711 BRANDING IRON DRIVE SPEARFISH, SD 57783				
ROBERT A ENGEBRETSEN 8232 NEVADA CIR BLOOMINGTON, MN 55438	COMMITTEE MEMBERS 0	2,000		
BARRY A KELNER 5245 DOMINICK DRIVE MINNETONKA, MN 55343				
THOMAS M MORIN 2525 E LAKE OF THE ISLES PKWY MINNEAPOLIS, MN 55405	COMMITTEE MEMBERS 0	2,000		

Form 990PF Part XV Line 3 - Grants and Contributions Paid During the Year or Approved for Future Payment				
Recipient	If recipient is an individual, show any relationship to any foundation manager or substantial contributor	Foundation status of recipient	Purpose of grant or contribution	Amount
Name and address (home or business)				
<b>a</b> Paid during the year				
HOUSE OF BLUES MUSIC FORWARD FOUNDATION 7060 HOLLYWOOD BLVD 2ND FLOOR HOLLYWOOD, CA 90028	NONE	PC	GENERAL OPERATING	10,000
ST MICHAEL'S SCHOOL 1027 WEST 87TH ST LOS ANGELES, CA 90044	NONE	PC	GENERAL OPERATING	7,500
AMERICAN NATIONAL RED CROSS 431 18TH ST NW WASHINGTON DC, NC 20006	NONE	PC	GENERAL OPERATING	25,000
<b>Total . . . . . ▶ 3a</b>				1,216,928

Form 990PF Part XV Line 3 - Grants and Contributions Paid During the Year or Approved for Future Payment				
Recipient	If recipient is an individual, show any relationship to any foundation manager or substantial contributor	Foundation status of recipient	Purpose of grant or contribution	Amount
Name and address (home or business)				
<b>a</b> Paid during the year				
BOYS & GIRLS CLUBS OF THE BLACK HILLS PO BOX 677 HILL CITY, SD 57745	NONE	PC	GENERAL OPERATING	15,000
BOYS AND GIRLS CLUB OF HOLLYWOOD 850 N CAHUENGA BLVD LOS ANGELES, CA 90038	NONE	PC	GENERAL OPERATING	10,000
BROTHERS HELPERS INC 215 FOOTHILL BLVD LA CANADA, CA 91011	NONE	PC	GENERAL OPERATING	5,000
<b>Total . . . . . ▶ 3a</b>				1,216,928

Form 990PF Part XV Line 3 - Grants and Contributions Paid During the Year or Approved for Future Payment				
Recipient	If recipient is an individual, show any relationship to any foundation manager or substantial contributor	Foundation status of recipient	Purpose of grant or contribution	Amount
Name and address (home or business)				
<b>a</b> <i>Paid during the year</i>				
LOYOLA MARYMOUNT UNIVERSITY 1 LMU DRIVE LOS ANGELES, CA 90045	NONE	PC	GENERAL OPERATING	100,000
HABITAT FOR HUMANITY OF GREATER SIOUX FA 721 E AMIDON ST SIOUX FALLS, SD 57104	NONE	PC	GENERAL OPERATING	10,000
CROSSROADS INCPO BOX 15 CLAREMONT, CA 91711	NONE	PC	GENERAL OPERATING	10,000
<b>Total . . . . . ▶ 3a</b>				1,216,928

Form 990PF Part XV Line 3 - Grants and Contributions Paid During the Year or Approved for Future Payment				
Recipient	If recipient is an individual, show any relationship to any foundation manager or substantial contributor	Foundation status of recipient	Purpose of grant or contribution	Amount
Name and address (home or business)				
<b>a</b> <i>Paid during the year</i>				
DEADWOOD HISTORY INC 150 SHERMAN ST DEADWOOD, SD 57732	NONE	PC	GENERAL OPERATING	250,000
KOREAN AMERICAN WOMENS ASSOCIATION 570 N NORMANDIE AVE LOS ANGELES, CA 90004	NONE	PC	GENERAL OPERATING	20,000
RED CLOUD INDIAN SCHOOL 100 MISSION DRIVE PINE RIDGE, SD 57770	NONE	PC	GENERAL OPERATING	50,000
<b>Total . . . . . ▶ 3a</b>				1,216,928

Form 990PF Part XV Line 3 - Grants and Contributions Paid During the Year or Approved for Future Payment				
Recipient	If recipient is an individual, show any relationship to any foundation manager or substantial contributor	Foundation status of recipient	Purpose of grant or contribution	Amount
Name and address (home or business)				
<b>a</b> <i>Paid during the year</i>				
CANTWELL-SACRED HEART OF MARY HIGH SCHOO 329 N GARFIELD AVE MONTEBELLO, CA 90640	NONE	PC	GENERAL OPERATING	10,000
ST RAPHAEL SCHOOL924 2 70TH ST LOS ANGELES, CA 90044	NONE	PC	GENERAL OPERATING	15,000
HOMELESS NOT TOOTHLESS 11980 SAN VICENTE BLVD LOS ANGELES, CA 90049	NONE	PC	GENERAL OPERATING	10,000
<b>Total . . . . . ▶ 3a</b>				1,216,928

Form 990PF Part XV Line 3 - Grants and Contributions Paid During the Year or Approved for Future Payment				
Recipient	If recipient is an individual, show any relationship to any foundation manager or substantial contributor	Foundation status of recipient	Purpose of grant or contribution	Amount
Name and address (home or business)				
<b>a</b> <i>Paid during the year</i>				
HAVEN HILLS INCPO BOX 260 CANOGA PARK, CA 91305	NONE	PC	GENERAL OPERATING	10,000
PINE RIDGE GIRLS SCHOOL INC 100 CHILDRENS LANE PORCUPINE, SD 57772	NONE	PC	GENERAL OPERATING	10,000
CATHOLIC CHARITIES OF LOS ANGELES 1531 JAMES M WOOD BOULEVARD LOS ANGELES, CA 90015	NONE	PC	GENERAL OPERATING	35,000
<b>Total . . . . . ▶ 3a</b>				1,216,928



Form 990PF Part XV Line 3 - Grants and Contributions Paid During the Year or Approved for Future Payment				
Recipient	If recipient is an individual, show any relationship to any foundation manager or substantial contributor	Foundation status of recipient	Purpose of grant or contribution	Amount
Name and address (home or business)				
<b>a</b> <i>Paid during the year</i>				
GOOD SHEPHERD CENTER 1650 ROCKWOOD ST LOS ANGELES, CA 90026	NONE	PC	GENERAL OPERATING	50,000
FEAST FOR ALL 3655 SOUTH GRAND AVE 210 LOS ANGELES, CA 90027	NONE	PC	GENERAL OPERATING	11,428
HOUSE OF RUTH INCPO BOX 459 CLAREMONT, CA 91768	NONE	PC	GENERAL OPERATING	10,000
<b>Total . . . . . ▶ 3a</b>				1,216,928

Form 990PF Part XV Line 3 - Grants and Contributions Paid During the Year or Approved for Future Payment				
Recipient	If recipient is an individual, show any relationship to any foundation manager or substantial contributor	Foundation status of recipient	Purpose of grant or contribution	Amount
Name and address (home or business)				
<b>a</b> Paid during the year				
DOWNTOWN WOMENS CENTER 442 SAN PEDRO ST LOS ANGELES, CA 90013	NONE	PC	GENERAL OPERATING	25,000
GIRLS INC OF GREATER LOS ANGELES 9800 S LA CIENEGA BLVD 410 INGLEWOOD, CA 90301	NONE	PC	GENERAL OPERATING	10,000
FILIPINO AMERICAN SYMPHONY ORCHESTRA 6621 DENNY AVE HOLLYWOOD, CA 91606	NONE	PC	GENERAL OPERATING	5,000
<b>Total . . . . . ▶ 3a</b>				1,216,928

Form 990PF Part XV Line 3 - Grants and Contributions Paid During the Year or Approved for Future Payment				
Recipient	If recipient is an individual, show any relationship to any foundation manager or substantial contributor	Foundation status of recipient	Purpose of grant or contribution	Amount
Name and address (home or business)				
<b>a</b> <i>Paid during the year</i>				
FOOD FORWARD INC 7412 FULTON AVE 3 HOLLYWOOD, CA 91605	NONE	PC	GENERAL OPERATING	10,000
FAMILY HOPEPO BOX 94077 PASADENA, CA 91009	NONE	PC	GENERAL OPERATING	10,000
LOS ANGELES CHILDRENS CHORUS 585 E COLORADO BOULEVARD PASADENA, CA 91101	NONE	PC	GENERAL OPERATING	8,500
<b>Total . . . . .</b> ▶ <b>3a</b>				1,216,928

Form 990PF Part XV Line 3 - Grants and Contributions Paid During the Year or Approved for Future Payment				
Recipient	If recipient is an individual, show any relationship to any foundation manager or substantial contributor	Foundation status of recipient	Purpose of grant or contribution	Amount
Name and address (home or business)				
<b>a</b> <i>Paid during the year</i>				
MARYMOUNT HIGH SCHOOL 10643 SUNSET BLVD LOS ANGELES, CA 90077	NONE	PC	GENERAL OPERATING	10,000
JEANNE JUGAN RESIDENCE 2100 S WESTERN AVE SAN PEDRO, CA 90732	NONE	PC	GENERAL OPERATING	15,000
MARYCREST MANOR 10664 SAINT JAMES DR CULVER CITY, CA 90230	NONE	PC	GENERAL OPERATING	25,000
<b>Total . . . . . ▶ 3a</b>				1,216,928

Form 990PF Part XV Line 3 - Grants and Contributions Paid During the Year or Approved for Future Payment				
Recipient	If recipient is an individual, show any relationship to any foundation manager or substantial contributor	Foundation status of recipient	Purpose of grant or contribution	Amount
Name and address (home or business)				
<b>a</b> <i>Paid during the year</i>				
LONG BEACH BASKET BRIGADE 6444 E SPRING ST LONG BEACH, CA 90815	NONE	PC	GENERAL OPERATING	5,000
JOSEPH LEARNING LAB1316 E 29TH ST SIGNAL HILL, CA 90755	NONE	PC	GENERAL OPERATING	10,000
ST CECILIA OPERA AND ORCHESTRA ASSOC 2759 W BROADWAY LOS ANGELES, CA 90041	NONE	PC	GENERAL OPERATING	10,000
<b>Total . . . . .</b> ► <b>3a</b>				1,216,928

Form 990PF Part XV Line 3 - Grants and Contributions Paid During the Year or Approved for Future Payment				
Recipient	If recipient is an individual, show any relationship to any foundation manager or substantial contributor	Foundation status of recipient	Purpose of grant or contribution	Amount
Name and address (home or business)				
<b>a</b> <i>Paid during the year</i>				
ST ANDREW'S ABBEY INCPO BOX 40 VALYERMO, CA 93563	NONE	PC	GENERAL OPERATING	10,000
SERVANTS OF MARY MINISTERS TO THE SICK 2131 W 27TH ST LOS ANGELES, CA 90018	NONE	PC	GENERAL OPERATING	15,000
SHOES THAT FIT 1420 N CLAREMONT BLVD CLAREMONT, CA 91711	NONE	PC	GENERAL OPERATING	10,000
<b>Total . . . . . ▶ 3a</b>				1,216,928

Form 990PF Part XV Line 3 - Grants and Contributions Paid During the Year or Approved for Future Payment				
Recipient	If recipient is an individual, show any relationship to any foundation manager or substantial contributor	Foundation status of recipient	Purpose of grant or contribution	Amount
Name and address (home or business)				
<b>a</b> <i>Paid during the year</i>				
PARENT BOOSTER USA INC 3554 W ORANGE COUNTY CLUB DR WINTER GARDEN, FL 34787	NONE	PC	GENERAL OPERATING	10,000
DIOCESE OF RAPID CITY 2101 CITY SPRINGS RD STE 300 RAPID CITY, SD 57702	NONE	PC	GENERAL OPERATING	18,000
CATHOLIC SOCIAL SERVICES 529 KANSAS CITY ST SUITE 100 RAPID CITY, FL 57701	NONE	PC	GENERAL OPERATING	10,000
<b>Total . . . . . ▶ 3a</b>				1,216,928

Form 990PF Part XV Line 3 - Grants and Contributions Paid During the Year or Approved for Future Payment				
Recipient	If recipient is an individual, show any relationship to any foundation manager or substantial contributor	Foundation status of recipient	Purpose of grant or contribution	Amount
Name and address (home or business)				
<b>a</b> <i>Paid during the year</i>				
YWCA GLENDALE735 E LEXINGTON DR GLENDALE, CA 91206	NONE	PC	GENERAL OPERATING	10,000
YOUNG MUSICIANS FOUNDATION 1844 CYPRESS AVENUE 101 LOS ANGELES, CA 90065	NONE	PC	GENERAL OPERATING	30,000
YOUTH MENTORING CONNECTION 1818 S WESTERN AVE SUITE 505 LOS ANGELES, CA 90006	NONE	PC	GENERAL OPERATING	6,500
<b>Total . . . . .</b> ▶ <b>3a</b>				1,216,928



Form 990PF Part XV Line 3 - Grants and Contributions Paid During the Year or Approved for Future Payment				
Recipient	If recipient is an individual, show any relationship to any foundation manager or substantial contributor	Foundation status of recipient	Purpose of grant or contribution	Amount
Name and address (home or business)				
<b>a</b> Paid during the year				
NATIVE AMERICAN COMMUNITY BOARD PO BOX 572 LAKE ANDES, SD 57356	NONE	PC	GENERAL OPERATING	5,000
NEIGHBORHOOD HOUSING SERVICES 795 MAIN ST DEADWOOD, SD 57732	NONE	PC	GENERAL OPERATING	15,000
MCCROSSAN FOUNDATION INC 47132 260TH ST SIOUX FALLS, SD 57107	NONE	PC	GENERAL OPERATING	10,000
<b>Total . . . . . ▶ 3a</b>				1,216,928

Form 990PF Part XV Line 3 - Grants and Contributions Paid During the Year or Approved for Future Payment				
Recipient	If recipient is an individual, show any relationship to any foundation manager or substantial contributor	Foundation status of recipient	Purpose of grant or contribution	Amount
Name and address (home or business)				
<b>a</b> <i>Paid during the year</i>				
HISTORIC HOMESTAKE OPERA HOUSE PO BOX 412 LEAD, SD 57754	NONE	PC	GENERAL OPERATING	50,000
HISTORIC DEADWOOD LEAD ARTS COUNCIL PO BOX 595 LEAD, SD 57754	NONE	PC	GENERAL OPERATING	15,000
RED CLOUD INDIAN SCHOOL 100 MISSION DRIVE PINE RIDGE, SD 57770	NONE	PC	GENERAL OPERATING	50,000
<b>Total . . . . . ▶ 3a</b>				1,216,928

Form 990PF Part XV Line 3 - Grants and Contributions Paid During the Year or Approved for Future Payment				
Recipient	If recipient is an individual, show any relationship to any foundation manager or substantial contributor	Foundation status of recipient	Purpose of grant or contribution	Amount
Name and address (home or business)				
<b>a</b> <i>Paid during the year</i>				
NORTHERN HILLS ALLIANCE FOR CHILDREN 753 MAIN ST DEADWOOD, SD 57732	NONE	PC	GENERAL OPERATING	50,000
YOUTH AND FAMILY SERVICES INC 7565 EAST HIGHWAY 66 EL RENO, OK 73036	NONE	PC	GENERAL OPERATING	5,000
ST JOSEPHS INDIAN SCHOOL 1301 N MAIN ST CHAMBERLAIN, SD 57325	NONE	PC	GENERAL OPERATING	10,000
<b>Total . . . . . ▶ 3a</b>				1,216,928

Form 990PF Part XV Line 3 - Grants and Contributions Paid During the Year or Approved for Future Payment				
Recipient	If recipient is an individual, show any relationship to any foundation manager or substantial contributor	Foundation status of recipient	Purpose of grant or contribution	Amount
Name and address (home or business)				
<b>a</b> <i>Paid during the year</i>				
RAPID CITY CATHOLIC SCHOOL SYSTEM 242 FAIRMONT BLVD RAPID CITY, SD 57701	NONE	PC	GENERAL OPERATING	5,000
NORTHERN BLACK HILLS SOCIETY FOR PRESER PO BOX 431 DEADWOOD, SD 57732	NONE	PC	GENERAL OPERATING	5,000
ST FRANCIS MISSION FOUNDATION PO BOX 499 SAINT FRANCIS, SD 57572	NONE	PC	GENERAL OPERATING	10,000
<b>Total . . . . . ▶ 3a</b>				1,216,928

Form 990PF Part XV Line 3 - Grants and Contributions Paid During the Year or Approved for Future Payment				
Recipient	If recipient is an individual, show any relationship to any foundation manager or substantial contributor	Foundation status of recipient	Purpose of grant or contribution	Amount
Name and address (home or business)				
<b>a</b> <i>Paid during the year</i>				
UNIVERSITY OF SOUTHERN CALIFORNIA 3551 TROUSDALE PKWY LOS ANGELES, CA 90089	NONE	PC	GENERAL OPERATING	50,000
<b>Total . . . . .</b> ► <b>3a</b>				1,216,928

**TY 2018 Accounting Fees Schedule****Name:** ADAMS MASTROVICH FAM FDN**EIN:** 41-6014092

<b>Category</b>	<b>Amount</b>	<b>Net Investment Income</b>	<b>Adjusted Net Income</b>	<b>Disbursements for Charitable Purposes</b>
TAX PREPARATION FEE (NON-ALLOC	2,343			2,343

**TY 2018 General Explanation Attachment****Name:** ADAMS MASTROVICH FAM FDN**EIN:** 41-6014092**General Explanation Attachment**

Identifier	Return Reference	Explanation	
1	The compensation reported in column (c) is calculated based on	periodic market values and/or the applicable fee agreement It is not	determined on an hourly basis and the reference to one hour per week is an estimate only Corporate trustee services include, but are not limited to, administrative services such as fiduciary accounting, custody of assets, complying with tax filing requirements, complying with distribution provisions, and complying with federal and state laws applicable to private foundations, plus asset management services such as creating asset allocation strategies, investments reporting and reallocating and rebalancing of portfolios as necessary

**TY 2018 Investments - Other Schedule**

**Name:** ADAMS MASTROVICH FAM FDN  
**EIN:** 41-6014092

**Investments Other Schedule 2**

Category/ Item	Listed at Cost or FMV	Book Value	End of Year Fair Market Value
9128283W8 US TREASURY NOTE	AT COST	49,145	50,258
931142EE9 WALMART INC	AT COST	125,451	126,866
58506YAH5 MEDSTAR HEALTH INC 2	AT COST	40,000	38,513
87234N765 TCW EMRG MKTS INCM-I	AT COST	510,000	489,612
278865AL4 ECOLAB INC 4.350% 12	AT COST	91,613	84,246
94973VAX5 WELLPOINT INC 3.125%	AT COST	74,616	73,898
037833BY5 APPLE INC	AT COST	122,906	122,016
679580100 OLD DOMINION FREIGHT	AT COST	31,106	35,318
29362U104 ENTEGRIS INC	AT COST	27,728	25,580
04314H402 ARTISAN INTERNATIONALA	AT COST	888,191	1,076,457
464287598 ISHARES RUSSELL 1000	AT COST	744,151	845,424
46434V803 ISHA CURR HEDGED MSC	AT COST	110,113	106,466
09260C703 BLACKROCK GL L/S CRE	AT COST	350,000	350,000
3138ETJ98 FNMA POOL #AL8387	AT COST	80,505	78,683
099724AG1 BORGWARNER INC 4.625	AT COST	64,876	60,761
12189LAQ4 BURLINGTN NORTH SANT	AT COST	100,352	102,696
61945CAC7 MOSAIC CO 4.250% 11/	AT COST	108,035	100,513
42225P501 HEALTHCARE TRUST OF	AT COST	25,034	23,690
421906108 HEALTHCARE SVCS GROU	AT COST	10,173	10,407
422806109 HEICO CORP	AT COST	15,391	15,806
743606105 PROSPERITY BANCSHARE	AT COST	12,321	10,217
148806102 CATALENT INC	AT COST	34,555	27,283
296315104 ESCO TECHNOLOGIES IN	AT COST	12,860	14,443
26927E104 EVO PAYMENTS INC	AT COST	18,245	19,267
05605H100 BWX TECHNOLOGIES INC	AT COST	23,291	13,801
21871D103 CORELOGIC INC	AT COST	8,683	5,381
09227Q100 BLACKBAUD INC	AT COST	13,134	8,617
06652K103 BANKUNITED INC	AT COST	10,325	7,096
949090104 WELBILT INC	AT COST	21,310	11,188
032095101 AMPHENOL CORP NEW	AT COST	30,589	32,084



**Investments Other Schedule 2**

Category/ Item	Listed at Cost or FMV	Book Value	End of Year Fair Market Value
172908105 CINTAS CORP	AT COST	18,666	27,214
177376100 CITRIX SYS INC COM	AT COST	27,258	30,943
963320106 WHIRLPOOL CORP	AT COST	18,365	13,145
000843201 ACAP STRATEGIC FUND-	AT COST	200,000	166,667
464287630 ISHARES RUSSELL 2000	AT COST	555,134	799,560
38143H381 GOLDMAN SACHS COMM S	AT COST	150,000	146,396
023135106 AMAZON COM INC	AT COST	5,057	123,162
278865100 ECOLAB INC	AT COST	11,624	24,313
67066G104 NVIDIA CORP	AT COST	20,311	18,690
G1151C101 ACCENTURE PLC	AT COST	14,383	30,458
64110L106 NETFLIX.COM INC	AT COST	28,734	39,346
78409V104 S&P GLOBAL INC	AT COST	16,499	31,099
92927K102 WABCO HOLDINGS INC	AT COST	19,819	19,751
19239V302 COGENT COMMUNICATION	AT COST	13,473	11,709
14574X104 CARROLS RESTAURANT G	AT COST	9,278	6,908
886547108 TIFFANY & CO NEW	AT COST	32,667	22,784
912828K74 US TREASURY NOTE	AT COST	295,402	289,218
014339105 ALDER BIOPHARMACEUTI	AT COST	4,730	2,768
03990B101 ARES MANAGEMENT CORP	AT COST	11,799	9,655
128246105 CALAVO GROWERS INC	AT COST	6,404	5,545
G27358103 DESPEGAR.COM CORP	AT COST	5,903	4,741
96208T104 WEX INC	AT COST	15,356	11,765
G3922B107 GENPACT LTD	AT COST	31,624	27,935
017175100 ALLEGHANY CORP DEL	AT COST	32,954	34,906
55261F104 M & T BANK CORPORATI	AT COST	29,909	28,483
743315103 PROGRESSIVE CORP OHI	AT COST	10,370	17,134
589509207 MERGER FUND-INST #30	AT COST	203,230	211,262
464287507 ISHARES TR S & P MID	AT COST	753,580	1,314,365
74925K367 ABBEY CAP FUTURES ST	AT COST	143,100	136,813
413838780 OAKMARK FUND-INST #2	AT COST	725,032	1,104,999

**Investments Other Schedule 2**

Category/ Item	Listed at Cost or FMV	Book Value	End of Year Fair Market Value
47803M168 JOHN HANCOCK II-CURR	AT COST	190,000	178,284
74925K581 ROBECO BP LNG/SHRT R	AT COST	396,982	426,860
097023105 BOEING COMPANY	AT COST	18,719	20,318
101137107 BOSTON SCIENTIFIC CO	AT COST	24,034	47,638
617446448 MORGAN STANLEY	AT COST	30,413	23,037
21036P108 CONSTELLATION BRANDS	AT COST	21,940	35,541
15135B101 CENTENE CORP DEL	AT COST	15,465	30,439
61174X109 MONSTER BEVERAGE COR	AT COST	9,693	29,827
34959J108 FORTIVE CORP	AT COST	18,130	30,582
84247PHX2 STHRN CA PUBLIC PWR	AT COST	50,000	50,766
912828KQ2 US TREASURY NOTE 3.1	AT COST	418,315	405,903
912828XG0 US TREASURY NOTE	AT COST	152,209	148,220
77958B402 T ROWE PRICE INST FL	AT COST	170,000	160,916
907818DM7 UNION PACIFIC CORP 2	AT COST	49,972	49,071
053807AR4 AVNET INC 4.875% 12/	AT COST	49,894	51,069
912828VB3 US TREASURY NOTE 1.6	AT COST	196,188	193,796
74460D109 PUBLIC STORAGE INC C	AT COST	28,399	32,993
00758M162 ACADIAN EMERGING MAR	AT COST	878,017	992,976
64128R608 NEUBERGER BERMAN LON	AT COST	350,000	323,676
892356106 TRACTOR SUPPLY CO CO	AT COST	21,264	38,466
040413106 ARISTA NETWORKS INC	AT COST	33,908	31,184
30303M102 FACEBOOK INC	AT COST	30,673	81,931
20605P101 CONCHO RESOURCES INC	AT COST	23,091	23,231
4812C0803 JPMORGAN HIGH YIELD	AT COST	381,999	354,985
015271109 ALEXANDRIA REAL ESTA	AT COST	53,448	50,360
92276F100 VENTAS INC COM	AT COST	17,831	21,385
44107P104 HOST HOTELS RESORTS	AT COST	38,991	37,824
35086T109 FOUR CORNERS PROPERT	AT COST	37,663	40,951
29476L107 EQUITY RESIDENTIAL P	AT COST	35,983	38,022
876664103 TAUBMAN CTRS INC COM	AT COST	21,669	16,831

**Investments Other Schedule 2**

Category/ Item	Listed at Cost or FMV	Book Value	End of Year Fair Market Value
866674104 SUN CMNTYS INC COM	AT COST	43,891	48,516
29444U700 EQUINIX INC	AT COST	80,050	87,082
444097109 HUDSON PACIFIC PROPE	AT COST	53,551	47,833
78410G104 SBA COMMUNICATIONS C	AT COST	30,731	29,464
63845R107 NATIONAL VISION HOLD	AT COST	15,330	12,113
535219109 LINDBLAD EXPEDITIONS	AT COST	6,306	6,851
40171V100 GUIDEWIRE SOFTWARE I	AT COST	10,822	13,238
11133T103 BROADRIDGE FINANCIAL	AT COST	8,264	6,738
477839104 JOHN BEAN TECHNOLOGI	AT COST	10,593	8,186
704326107 PAYCHEX INC	AT COST	30,501	32,054
G0750C108 AXALTA COATING SYSTE	AT COST	24,980	18,806
29272W109 ENERGIZER SPINCO INC	AT COST	18,441	15,261
143130102 CARMAX INC	AT COST	27,075	26,598
518439104 ESTEE LAUDER COMPANI	AT COST	11,363	26,150
92532F100 VERTEX PHARMACEUTICA	AT COST	33,520	33,142
79466L302 SALESFORCE COM INC	AT COST	21,736	55,199
983793100 XPO LOGISTICS INC	AT COST	20,862	20,591
893641100 TRANSDIGM GROUP INC	AT COST	32,580	47,268
G50871105 JAZZ PHARMACEUTICALS	AT COST	23,350	35,329
G66721104 NORWEGIAN CRUISE LIN	AT COST	34,333	30,860
3137B6ZM6 FED HOME LN MTG CORP	AT COST	126,664	124,127
09247XAJ0 BLACKROCK INC 3.375%	AT COST	108,247	100,746
70643UBL2 PEMBROKE PINES FL CO	AT COST	50,000	49,760
045327103 ASPEN TECHNOLOGY INC	AT COST	19,116	16,683
303250104 FAIR ISSAC, INC	AT COST	12,697	12,342
806407102 SCHEIN HENRY INC	AT COST	10,476	11,542
980745103 WOODWARD GOVERNOR CO	AT COST	10,788	11,961
G46408103 HUDSON LTD-CLASS A	AT COST	10,748	8,421
20786W107 CONNECTONE BANCORP I	AT COST	11,338	7,665
19249H103 COHERUS BIOSCIENCES	AT COST	3,323	1,837

**Investments Other Schedule 2**

Category/ Item	Listed at Cost or FMV	Book Value	End of Year Fair Market Value
98139A105 WORKIVA INC	AT COST	15,137	16,258
03783C100 APPFOLIO INC	AT COST	3,184	3,257
37890U108 GLOBAL BLOOD THERAPE	AT COST	4,355	4,146
218681104 CORE-MARK HOLDING CO	AT COST	4,445	5,069
18270P109 CLARUS CORP	AT COST	3,847	5,283
00847X104 AGIOS PHARMACEUTICAL	AT COST	9,359	4,657
418056107 HASBRO INC	AT COST	25,530	22,263
83088M102 SKYWORKS SOLUTIONS I	AT COST	30,573	24,596
70959W103 PENSKE AUTO GROUP IN	AT COST	22,572	19,233
922908363 VANGUARD INDEX FD ET	AT COST	1,148,265	1,062,871
037833100 APPLE COMPUTER INC C	AT COST	5,876	97,641
G0177J108 ALLERGAN PLC	AT COST	41,665	24,192
02079K107 ALPHABET INC/CA	AT COST	40,635	123,238
252131107 DEXCOM INC	AT COST	35,653	31,028
00507V109 ACTIVISION BLIZZARD	AT COST	21,654	19,746
492244DW5 KERN CA CMNTY CLG DI	AT COST	55,000	55,603
032095AE1 AMPHENOL CORP 3.125%	AT COST	24,978	24,776
31641Q763 FIDELITY NEW MRKTS I	AT COST	1,167,276	1,043,143
91324PCP5 UNITEDHEALTH GROUP	AT COST	105,210	101,227
00206RCT7 AT&T INC	AT COST	149,901	146,580
45167R104 IDEX CORP	AT COST	13,815	12,247
947890109 WEBSTER FINL CORP WA	AT COST	21,027	15,477
70438V106 PAYLOCITY HOLDING CO	AT COST	10,407	10,597
74340W103 PROLOGIS INC	AT COST	50,701	77,158
147528103 CASEYS GEN STORES IN	AT COST	11,849	14,352
589378108 MERCURY COMPUTER SYS	AT COST	4,858	6,148
42226A107 HEALTHEQUITY INC	AT COST	3,033	3,639
G5876H105 MARVELL TECHNOLOGY G	AT COST	5,763	4,355
457985208 INTEGRA LIFESCIENCES	AT COST	17,989	13,936
29786A106 ETSY INC	AT COST	11,702	14,509

**Investments Other Schedule 2**

<b>Category/ Item</b>	<b>Listed at Cost or FMV</b>	<b>Book Value</b>	<b>End of Year Fair Market Value</b>
032724106 ANAPTYSBIO INC	AT COST	2,665	2,296
98986T108 ZYNGA INC	AT COST	8,345	8,269
64049M209 NEOGENOMICS INC	AT COST	10,222	9,445
109194100 BRIGHT HORIZONS FAMI	AT COST	33,637	38,116
115637209 BROWN FORMAN CORP CL	AT COST	23,565	24,409
217204106 COPART INC COM	AT COST	27,184	31,535
651587107 NEWMARKET CORP	AT COST	29,298	29,670
NBP993844 NB CROSSROADS PRIV M	AT COST	29,505	30,000
922042676 VANGUARD GLBL EX-US	AT COST	576,106	467,602
277923264 EATON VANCE GLOB MAC	AT COST	150,000	135,314
683974604 OPPENHEIMER DEVELOPI	AT COST	229,840	290,403
015351109 ALEXION PHARMACEUTIC	AT COST	26,097	26,385
981558109 WORLDPAY INC	AT COST	23,511	33,323
09857L108 BOOKING HOLDINGS INC	AT COST	4,254	39,616
69354M108 PRA HEALTH SCIENCES	AT COST	32,840	33,106
90385D107 ULTIMATE SOFTWARE GR	AT COST	35,755	47,015
92826C839 VISA INC-CLASS A SHR	AT COST	20,935	59,769
80282KAE6 SANTANDER HOLDINGS	AT COST	65,331	64,357
GTY995004 GAI AGILITY INCOME F	AT COST	97,359	88,656
15189XAL2 CENTERPOINT ENER HOU	AT COST	74,801	72,450
337738AM0 FISERV INC 3.500% 10	AT COST	74,654	74,483
71943U104 PHYSICIANS REALTY TR	AT COST	77,582	76,848
02665T306 AMERICAN HOMES 4 REN	AT COST	36,582	35,512
64125C109 NEUROCRINE BIOSCIENC	AT COST	9,007	6,570
577933104 MAXIMUS INC	AT COST	2,749	2,864
00203H859 AQR MANAGED FUTURES	AT COST	169,103	150,295
413838723 OAKMARK INTERNATIONALA	AT COST	1,260,000	1,103,445
169905106 CHOICE HOTELS INTL I	AT COST	20,589	18,468
537008104 LITTELFUSE INC COM	AT COST	12,563	11,661
741511109 PRICESMART INC	AT COST	5,328	3,605

**Investments Other Schedule 2**

<b>Category/ Item</b>	<b>Listed at Cost or FMV</b>	<b>Book Value</b>	<b>End of Year Fair Market Value</b>
127203107 CACTUS INC	AT COST	8,433	7,072
40449J103 HABIT RESTAURANTS IN	AT COST	3,405	3,623
V5633W109 MAKEMYTRIP LTD	AT COST	20,244	14,890
22266L106 COUPA SOFTWARE INC	AT COST	3,050	3,269
407497106 HAMILTON LANE INC	AT COST	9,066	7,474
499049104 KNIGHT-SWIFT TRANSP	AT COST	16,251	10,404
929160109 VULCAN MATLS CO	AT COST	34,736	29,739
862121100 STORE CAPITAL CORP	AT COST	25,989	27,914
256746108 DOLLAR TREE INC	AT COST	31,560	33,780
03027X100 AMERICAN TOWER REIT	AT COST	71,300	122,914
98983V106 ZUORA INC	AT COST	8,346	8,145
428291108 HEXCEL CORP NEW COM	AT COST	7,176	11,067
548862101 LOXO ONCOLOGY INC	AT COST	10,893	9,245
36164V305 GCI LIBERTY INC	AT COST	18,439	17,328
159864107 CHARLES RIVER LABORA	AT COST	27,135	27,276
89055F103 TOPBUILD CORP	AT COST	27,136	15,975
29978A104 EVERBRIDGE INC	AT COST	9,387	11,409
09239B109 BLACKLINE INC	AT COST	15,103	14,660
GTC997004 GAI CORBIN MULTI STR	AT COST	466,078	447,276
277923751 EATON VANCE STRCT EM	AT COST	531,500	582,385
235851102 DANAHER CORP	AT COST	11,841	37,639
594918104 MICROSOFT CORP	AT COST	45,035	124,322
016255101 ALIGN TECHNOLOGY INC	AT COST	6,690	22,409
34964C106 FORTUNE BRANDS HOME	AT COST	19,586	22,984
73278L105 POOL CORPORATION	AT COST	37,775	37,757
697435105 PALO ALTO NETWORKS I	AT COST	29,354	36,352
45866F104 INTERCONTINENTALEXCH	AT COST	11,312	32,166
61747YCG8 MORGAN STANLEY 7.300	AT COST	112,101	101,518
437076102 HOME DEPOT INC	AT COST	17,668	47,079
191216100 COCA COLA CO	AT COST	34,871	36,602

**Investments Other Schedule 2**

Category/ Item	Listed at Cost or FMV	Book Value	End of Year Fair Market Value
11135F101 BROADCOM INC	AT COST	69,169	76,030
596278101 MIDDLEBY CORP	AT COST	41,931	37,599
90384S303 ULTA SALON COSMETICS	AT COST	42,864	45,051
554885H71 MACOMB CNTY MI	AT COST	55,000	54,590
464287176 ISHARES BARCLAYS TIP	AT COST	163,535	157,366
912828QN3 U S TREASURY NT 3.12	AT COST	360,892	345,046
297178105 ESSEX PPTY TR COM	AT COST	22,423	22,805
828806109 SIMON PROPERTY GROUP	AT COST	74,300	86,851
21870Q105 CORESITE REALTY CORP	AT COST	12,610	10,119
68389XAG0 ORACLE CORP 5.000% 7	AT COST	57,131	50,533
133131102 CAMDEN PPTY TR SH BE	AT COST	41,348	42,880
76131N101 RETAIL OPPORTUNITY I	AT COST	53,045	47,465
46187W107 INVITATION HOMES INC	AT COST	35,155	37,650
G14838109 MIMECAST LTD	AT COST	32,453	26,332
82982L103 SITEONE LANDSCAPE SU	AT COST	16,831	12,712
29404K106 ENVESTNET INC	AT COST	2,515	2,263
94106B101 WASTE CONNECTIONS IN	AT COST	40,618	45,812
G11196105 BIOHAVEN PHARMACEUTI	AT COST	4,860	4,955
00434H108 ACCELERON PHARMA INC	AT COST	3,597	4,311
163092109 CHEGG INC	AT COST	13,689	15,006
058498106 BALL CORP	AT COST	30,432	35,772
G8060N102 SENSATA TECHNOLOGIES	AT COST	25,951	21,389
74144T108 T ROWE PRICE GROUP I	AT COST	28,595	27,419
243537107 DECKERS OUTDOOR CORP	AT COST	16,297	24,055
737446104 POST HOLDINGS INC	AT COST	21,012	23,174
04247X102 ARMSTRONG WORLD INDU	AT COST	27,943	28,174
90214J101 2U INC	AT COST	12,443	9,248
405217100 HAIN CELESTIAL GROUP	AT COST	2,664	2,601
912828X88 US TREASURY NOTE	AT COST	98,570	97,906

**TY 2018 Other Decreases Schedule****Name:** ADAMS MASTROVICH FAM FDN**EIN:** 41-6014092

Description	Amount
PY RETURN OF CAPITAL ADJUSTMENT	2,923
LOSS ON PY SALES SETTLED IN CURRENT YEAR	500



**TY 2018 Other Expenses Schedule****Name:** ADAMS MASTROVICH FAM FDN**EIN:** 41-6014092**Other Expenses Schedule**

Description	Revenue and Expenses per Books	Net Investment Income	Adjusted Net Income	Disbursements for Charitable Purposes
ADR FEES	483	483		0
PARTNERSHIP EXPENSES	596	596		0
STATE AG FEES	25	0		25
FOUNDATION MEETING EXPENSES	3,714	0		3,714

**TY 2018 Other Income Schedule****Name:** ADAMS MASTROVICH FAM FDN**EIN:** 41-6014092**Other Income Schedule**

Description	Revenue And Expenses Per Books	Net Investment Income	Adjusted Net Income
OTHER INCOME - FEE REIMBURSEMENT	321,077	240,808	
OTHER INCOME	229	229	

**TY 2018 Other Increases Schedule****Name:** ADAMS MASTROVICH FAM FDN**EIN:** 41-6014092

Description	Amount
LOSS ON CY SALES NOT SETTLED AT YEAR END	13,615
MUTUAL FUND TIMING DIFFERENCE	15,236
COST BASIS ADJUSTMENT	1,431

**TY 2018 Other Professional Fees Schedule****Name:** ADAMS MASTROVICH FAM FDN**EIN:** 41-6014092

<b>Category</b>	<b>Amount</b>	<b>Net Investment Income</b>	<b>Adjusted Net Income</b>	<b>Disbursements for Charitable Purposes</b>
THIRD PARTY SUB-ADVISER FEE	6,008	6,008		
GRANT ADMIN FEES	50,248			50,248

**TY 2018 Taxes Schedule****Name:** ADAMS MASTROVICH FAM FDN**EIN:** 41-6014092

Category	Amount	Net Investment Income	Adjusted Net Income	Disbursements for Charitable Purposes
FOREIGN TAXES	12,128	12,128		0
FEDERAL TAX PAYMENT - PRIOR YE	2,749	0		0
FEDERAL ESTIMATES - PRINCIPAL	54,000	0		0
FOREIGN TAXES ON NONQUALIFIED	2,505	2,505		0