

Part II Balance Sheets		Attached schedules and amounts in the description column should be for end-of-year amounts only (See instructions)			Beginning of year	End of year	
		(a) Book Value	(b) Book Value	(c) Fair Market Value			
Assets	1	Cash—non-interest-bearing					
	2	Savings and temporary cash investments	81,492,959	65,216,032	65,216,032		
	3	Accounts receivable ▶ <u>13,653,115</u>					
		Less allowance for doubtful accounts ▶ _____	8,733,855	13,653,115	13,653,115		
	4	Pledges receivable ▶ _____					
		Less allowance for doubtful accounts ▶ _____					
	5	Grants receivable					
	6	Receivables due from officers, directors, trustees, and other disqualified persons (attach schedule) (see instructions)					
	7	Other notes and loans receivable (attach schedule) ▶ _____					
		Less allowance for doubtful accounts ▶ _____					
	8	Inventories for sale or use					
	9	Prepaid expenses and deferred charges	766,602	1,358,225	1,358,225		
	10a	Investments—U S and state government obligations (attach schedule)	240,266,450	229,708,450	229,708,450		
	b	Investments—corporate stock (attach schedule)	337,580,200	259,883,948	259,883,948		
	c	Investments—corporate bonds (attach schedule)	128,083,204	244,558,132	244,558,132		
	11	Investments—land, buildings, and equipment basis ▶ _____					
	Less accumulated depreciation (attach schedule) ▶ _____						
12	Investments—mortgage loans						
13	Investments—other (attach schedule)	2,302,400,995	2,075,162,668	2,075,162,668			
14	Land, buildings, and equipment basis ▶ <u>61,614,272</u>						
	Less accumulated depreciation (attach schedule) ▶ <u>10,681,304</u>	54,318,927	50,932,968	50,932,968			
15	Other assets (describe ▶ _____)	2,607,329	2,852,452	5,039,000			
16	Total assets (to be completed by all filers—see the instructions Also, see page 1, item I)	3,156,250,521	2,943,325,990	2,945,512,538			
Liabilities	17	Accounts payable and accrued expenses	14,952,158	24,992,696			
	18	Grants payable	67,514,689	76,378,830			
	19	Deferred revenue					
	20	Loans from officers, directors, trustees, and other disqualified persons					
	21	Mortgages and other notes payable (attach schedule).					
	22	Other liabilities (describe ▶ _____)	14,600,620	9,580,313			
	23	Total liabilities (add lines 17 through 22)	97,067,467	110,951,839			
Net Assets or Fund Balances	Foundations that follow SFAS 117, check here ▶ <input checked="" type="checkbox"/> and complete lines 24 through 26 and lines 30 and 31.						
	24	Unrestricted	3,059,183,054	2,832,374,151			
	25	Temporarily restricted					
	26	Permanently restricted					
	Foundations that do not follow SFAS 117, check here ▶ <input type="checkbox"/> and complete lines 27 through 31.						
	27	Capital stock, trust principal, or current funds					
	28	Paid-in or capital surplus, or land, bldg , and equipment fund					
	29	Retained earnings, accumulated income, endowment, or other funds					
	30	Total net assets or fund balances (see instructions)	3,059,183,054	2,832,374,151			
	31	Total liabilities and net assets/fund balances (see instructions) .	3,156,250,521	2,943,325,990			

Part III Analysis of Changes in Net Assets or Fund Balances

1	Total net assets or fund balances at beginning of year—Part II, column (a), line 30 (must agree with end-of-year figure reported on prior year's return)	1	3,059,183,054
2	Enter amount from Part I, line 27a	2	-70,590,128
3	Other increases not included in line 2 (itemize) ▶ _____	3	0
4	Add lines 1, 2, and 3	4	2,988,592,926
5	Decreases not included in line 2 (itemize) ▶ _____	5	156,218,775
6	Total net assets or fund balances at end of year (line 4 minus line 5)—Part II, column (b), line 30 .	6	2,832,374,151

Part IV Capital Gains and Losses for Tax on Investment Income

(a) List and describe the kind(s) of property sold (e g , real estate, 2-story brick warehouse, or common stock, 200 shs MLC Co)		(b) How acquired P—Purchase D—Donation	(c) Date acquired (mo , day, yr)	(d) Date sold (mo , day, yr)
1 a EQUITIES		P		
b FIXED INCOME		P		
c REAL ASSETS		P		
d CREDIT		P		
e NET GAIN FROM FLOWTHROUGH INVESTMENTS		P		

(e) Gross sales price	(f) Depreciation allowed (or allowable)	(g) Cost or other basis plus expense of sale	(h) Gain or (loss) (e) plus (f) minus (g)
a 749,953,037		715,569,552	34,383,485
b 265,989,753		238,689,800	27,299,953
c 139,482,635		140,885,391	-1,402,756
d 10,811,801		10,850,621	-38,820
e			23,083,037

Complete only for assets showing gain in column (h) and owned by the foundation on 12/31/69

(i) F M V as of 12/31/69	(j) Adjusted basis as of 12/31/69	(k) Excess of col (i) over col (j), if any	(l) Gains (Col (h) gain minus col (k), but not less than -0-) or Losses (from col (h))
a			34,383,485
b			27,299,953
c			-1,402,756
d			-38,820
e			23,083,037

2 Capital gain net income or (net capital loss)	{ If gain, also enter in Part I, line 7 If (loss), enter -0- in Part I, line 7 }	2	83,324,899
3 Net short-term capital gain or (loss) as defined in sections 1222(5) and (6) If gain, also enter in Part I, line 8, column (c) (see instructions) If (loss), enter -0- in Part I, line 8		3	

Part V Qualification Under Section 4940(e) for Reduced Tax on Net Investment Income

(For optional use by domestic private foundations subject to the section 4940(a) tax on net investment income)

If section 4940(d)(2) applies, leave this part blank

Was the foundation liable for the section 4942 tax on the distributable amount of any year in the base period?

☐ Yes☒ No

If "Yes," the foundation does not qualify under section 4940(e) Do not complete this part

1 Enter the appropriate amount in each column for each year, see instructions before making any entries

(a) Base period years Calendar year (or tax year beginning in)	(b) Adjusted qualifying distributions	(c) Net value of noncharitable-use assets	(d) Distribution ratio (col (b) divided by col (c))
2017	128,915,371	2,766,520,847	0 046598
2016	157,957,559	2,779,433,932	0 056831
2015	166,983,734	2,954,719,844	0 056514
2014	167,187,267	3,108,283,756	0 053788
2013	50,558,552	2,874,334,086	0 017590

2 Total of line 1, column (d)	2	0 231321
3 Average distribution ratio for the 5-year base period—divide the total on line 2 by 5 0, or by the number of years the foundation has been in existence if less than 5 years	3	0 046264
4 Enter the net value of noncharitable-use assets for 2018 from Part X, line 5	4	3,083,916,368
5 Multiply line 4 by line 3	5	142,674,307
6 Enter 1% of net investment income (1% of Part I, line 27b)	6	1,029,589
7 Add lines 5 and 6	7	143,703,896
8 Enter qualifying distributions from Part XII, line 4	8	150,338,647

If line 8 is equal to or greater than line 7, check the box in Part VI, line 1b, and complete that part using a 1% tax rate See the Part VI instructions



Part VI Excise Tax Based on Investment Income (Section 4940(a), 4940(b), 4940(e), or 4948—see instructions)

1a	Exempt operating foundations described in section 4940(d)(2), check here <input type="checkbox"/> and enter "N/A" on line 1 Date of ruling or determination letter _____ (attach copy of letter if necessary—see instructions)		
b	Domestic foundations that meet the section 4940(e) requirements in Part V, check here <input checked="" type="checkbox"/> and enter 1% of Part I, line 27b	1	1,029,589
c	All other domestic foundations enter 2% of line 27b. Exempt foreign organizations enter 4% of Part I, line 12, col (b)		
2	Tax under section 511 (domestic section 4947(a)(1) trusts and taxable foundations only. Others enter -0-)	2	0
3	Add lines 1 and 2.	3	1,029,589
4	Subtitle A (income) tax (domestic section 4947(a)(1) trusts and taxable foundations only. Others enter -0-)	4	0
5	Tax based on investment income. Subtract line 4 from line 3. If zero or less, enter -0-	5	1,029,589
6	Credits/Payments		
a	2018 estimated tax payments and 2017 overpayment credited to 2018	6a	1,386,027
b	Exempt foreign organizations—tax withheld at source	6b	
c	Tax paid with application for extension of time to file (Form 8868)	6c	500,000
d	Backup withholding erroneously withheld	6d	0
7	Total credits and payments. Add lines 6a through 6d.	7	1,886,027
8	Enter any penalty for underpayment of estimated tax. Check here <input checked="" type="checkbox"/> if Form 2220 is attached	8	1,623
9	Tax due. If the total of lines 5 and 8 is more than line 7, enter amount owed ▶	9	
10	Overpayment. If line 7 is more than the total of lines 5 and 8, enter the amount overpaid ▶	10	854,815
11	Enter the amount of line 10 to be Credited to 2019 estimated tax ▶ 854,815 Refunded ▶	11	0


Part VII-A Statements Regarding Activities

	Yes	No
1a During the tax year, did the foundation attempt to influence any national, state, or local legislation or did it participate or intervene in any political campaign?	1a	No
b Did it spend more than \$100 during the year (either directly or indirectly) for political purposes? (see Instructions for definition). <i>If the answer is "Yes" to 1a or 1b, attach a detailed description of the activities and copies of any materials published or distributed by the foundation in connection with the activities</i>	1b	No
c Did the foundation file Form 1120-POL for this year?	1c	No
d Enter the amount (if any) of tax on political expenditures (section 4955) imposed during the year (1) On the foundation ▶ \$ _____ 0 (2) On foundation managers ▶ \$ _____ 0		
e Enter the reimbursement (if any) paid by the foundation during the year for political expenditure tax imposed on foundation managers ▶ \$ _____ 0		
2 Has the foundation engaged in any activities that have not previously been reported to the IRS? <i>If "Yes," attach a detailed description of the activities</i>	2	No
3 Has the foundation made any changes, not previously reported to the IRS, in its governing instrument, articles of incorporation, or bylaws, or other similar instruments? <i>If "Yes," attach a conformed copy of the changes</i>	3	No
4a Did the foundation have unrelated business gross income of \$1,000 or more during the year?	4a	Yes
b If "Yes," has it filed a tax return on Form 990-T for this year?	4b	Yes
5 Was there a liquidation, termination, dissolution, or substantial contraction during the year? <i>If "Yes," attach the statement required by General Instruction T</i>	5	No
6 Are the requirements of section 508(e) (relating to sections 4941 through 4945) satisfied either • By language in the governing instrument, or • By state legislation that effectively amends the governing instrument so that no mandatory directions that conflict with the state law remain in the governing instrument?	6	Yes
7 Did the foundation have at least \$5,000 in assets at any time during the year? <i>If "Yes," complete Part II, col (c), and Part XV</i>	7	Yes
8a Enter the states to which the foundation reports or with which it is registered (see instructions) ▶ MN _____		
b If the answer is "Yes" to line 7, has the foundation furnished a copy of Form 990-PF to the Attorney General (or designate) of each state as required by General Instruction G? <i>If "No," attach explanation</i> .	8b	Yes
9 Is the foundation claiming status as a private operating foundation within the meaning of section 4942(j)(3) or 4942(j)(5) for calendar year 2018 or the taxable year beginning in 2018? See the instructions for Part XIV. <i>If "Yes," complete Part XIV</i>	9	No
10 Did any persons become substantial contributors during the tax year? <i>If "Yes," attach a schedule listing their names and addresses</i>	10	No

Part VII-A Statements Regarding Activities (continued)


















11	At any time during the year, did the foundation, directly or indirectly, own a controlled entity within the meaning of section 512(b)(13)? If "Yes," attach schedule See instructions 	11	Yes	
12	Did the foundation make a distribution to a donor advised fund over which the foundation or a disqualified person had advisory privileges? If "Yes," attach statement See instructions 	12	Yes	
13	Did the foundation comply with the public inspection requirements for its annual returns and exemption application? Website address WWW.MACPHILANTHROPIES.ORG	13	Yes	
14	The books are in care of NAOMI HORSAGER Telephone no (952) 540-4053			

Located at **6889 ROWLAND ROAD EDEN PRAIRIE MN** ZIP+4 **55344**

15	Section 4947(a)(1) nonexempt charitable trusts filing Form 990-PF in lieu of Form 1041 —check here 	15		
16	At any time during calendar year 2018, did the foundation have an interest in or a signature or other authority over a bank, securities, or other financial account in a foreign country? See the instructions for exceptions and filing requirements for FinCEN Form 114 If "Yes", enter the name of the foreign country CA	16	Yes Yes	No

Part VII-B Statements Regarding Activities for Which Form 4720 May Be Required

File Form 4720 if any item is checked in the "Yes" column, unless an exception applies.

1a	During the year did the foundation (either directly or indirectly)		Yes	No
	(1) Engage in the sale or exchange, or leasing of property with a disqualified person?  Yes  No			
	(2) Borrow money from, lend money to, or otherwise extend credit to (or accept it from) a disqualified person?  Yes  No			
	(3) Furnish goods, services, or facilities to (or accept them from) a disqualified person?  Yes  No			
	(4) Pay compensation to, or pay or reimburse the expenses of, a disqualified person?  Yes  No			
	(5) Transfer any income or assets to a disqualified person (or make any of either available for the benefit or use of a disqualified person)?  Yes  No			
	(6) Agree to pay money or property to a government official? (Exception. Check "No" if the foundation agreed to make a grant to or to employ the official for a period after termination of government service, if terminating within 90 days).  Yes  No			
b	If any answer is "Yes" to 1a(1)–(6), did any of the acts fail to qualify under the exceptions described in Regulations section 53.4941(d)-3 or in a current notice regarding disaster assistance? See instructions 	1b		No
c	Did the foundation engage in a prior year in any of the acts described in 1a, other than excepted acts, that were not corrected before the first day of the tax year beginning in 2018?	1c		No
2	Taxes on failure to distribute income (section 4942) (does not apply for years the foundation was a private operating foundation defined in section 4942(j)(3) or 4942(j)(5))			
a	At the end of tax year 2018, did the foundation have any undistributed income (lines 6d and 6e, Part XIII) for tax year(s) beginning before 2018?  Yes  No If "Yes," list the years 20___, 20___, 20___, 20___			
b	Are there any years listed in 2a for which the foundation is not applying the provisions of section 4942(a)(2) (relating to incorrect valuation of assets) to the year's undistributed income? (If applying section 4942(a)(2) to all years listed, answer "No" and attach statement—see instructions).	2b		
c	If the provisions of section 4942(a)(2) are being applied to any of the years listed in 2a, list the years here 20___, 20___, 20___, 20___			
3a	Did the foundation hold more than a 2% direct or indirect interest in any business enterprise at any time during the year?  Yes  No			
b	If "Yes," did it have excess business holdings in 2018 as a result of (1) any purchase by the foundation or disqualified persons after May 26, 1969, (2) the lapse of the 5-year period (or longer period approved by the Commissioner under section 4943(c)(7)) to dispose of holdings acquired by gift or bequest, or (3) the lapse of the 10-, 15-, or 20-year first phase holding period?(Use Schedule C, Form 4720, to determine if the foundation had excess business holdings in 2018).	3b		No
4a	Did the foundation invest during the year any amount in a manner that would jeopardize its charitable purposes?	4a		No
b	Did the foundation make any investment in a prior year (but after December 31, 1969) that could jeopardize its charitable purpose that had not been removed from jeopardy before the first day of the tax year beginning in 2018?	4b		No

Part VII-B Statements Regarding Activities for Which Form 4720 May Be Required (continued)

5a	During the year did the foundation pay or incur any amount to		Yes	No
(1)	Carry on propaganda, or otherwise attempt to influence legislation (section 4945(e))?	<input type="checkbox"/> Yes <input checked="" type="checkbox"/> No		
(2)	Influence the outcome of any specific public election (see section 4955), or to carry on, directly or indirectly, any voter registration drive?	<input type="checkbox"/> Yes <input checked="" type="checkbox"/> No		
(3)	Provide a grant to an individual for travel, study, or other similar purposes?	<input type="checkbox"/> Yes <input checked="" type="checkbox"/> No		
(4)	Provide a grant to an organization other than a charitable, etc., organization described in section 4945(d)(4)(A)? See instructions.	<input checked="" type="checkbox"/> Yes <input type="checkbox"/> No		
(5)	Provide for any purpose other than religious, charitable, scientific, literary, or educational purposes, or for the prevention of cruelty to children or animals?	<input type="checkbox"/> Yes <input checked="" type="checkbox"/> No		
b	If any answer is "Yes" to 5a(1)–(5), did any of the transactions fail to qualify under the exceptions described in Regulations section 53.4945 or in a current notice regarding disaster assistance? See instructions.		5b	No
	Organizations relying on a current notice regarding disaster assistance check here.	<input type="checkbox"/>		
c	If the answer is "Yes" to question 5a(4), does the foundation claim exemption from the tax because it maintained expenditure responsibility for the grant? If "Yes," attach the statement required by Regulations section 53.4945–5(d).	<input checked="" type="checkbox"/> Yes <input type="checkbox"/> No		
6a	Did the foundation, during the year, receive any funds, directly or indirectly, to pay premiums on a personal benefit contract?	<input type="checkbox"/> Yes <input checked="" type="checkbox"/> No	6b	No
b	Did the foundation, during the year, pay premiums, directly or indirectly, on a personal benefit contract? If "Yes" to 6b, file Form 8870			
7a	At any time during the tax year, was the foundation a party to a prohibited tax shelter transaction?	<input type="checkbox"/> Yes <input checked="" type="checkbox"/> No	7b	
b	If yes, did the foundation receive any proceeds or have any net income attributable to the transaction?			
8	Is the foundation subject to the section 4960 tax on payment(s) of more than \$1,000,000 in remuneration or excess parachute payment during the year?	<input checked="" type="checkbox"/> Yes <input type="checkbox"/> No		

Part VIII Information About Officers, Directors, Trustees, Foundation Managers, Highly Paid Employees, and Contractors

1 List all officers, directors, trustees, foundation managers and their compensation. See instructions				
(a) Name and address	(b) Title, and average hours per week devoted to position	(c) Compensation (If not paid, enter -0-)	(d) Contributions to employee benefit plans and deferred compensation	(e) Expense account, other allowances
See Additional Data Table				
2 Compensation of five highest-paid employees (other than those included on line 1—see instructions). If none, enter "NONE."				
(a) Name and address of each employee paid more than \$50,000	(b) Title, and average hours per week devoted to position	(c) Compensation	(d) Contributions to employee benefit plans and deferred compensation	(e) Expense account, other allowances
MICHAEL RUETZ	INVESTMENT	758,521	106,211	30,928
6889 ROWLAND ROAD EDEN PRAIRIE, MN 55344	DIRECTOR/ 50 00			
RODNEY OVERCASH	INVESTMENT DIRECTOR	649,915	91,926	26,355
6889 ROWLAND ROAD EDEN PRAIRIE, MN 55344	45 00			
CHRISTOPHER VOGT	INVESTMENT DIRECTOR	638,384	90,499	32,803
6889 ROWLAND ROAD EDEN PRAIRIE, MN 55344	50 00			
TRICIA SCRIVNER	INVESTMENT DIRECTOR	601,673	89,289	22,275
6889 ROWLAND ROAD EDEN PRAIRIE, MN 55344	45 00			
MATTHEW MINNIS	INVESTMENT DIRECTOR	552,370	83,332	21,758
6889 ROWLAND ROAD EDEN PRAIRIE, MN 55344	45 00			
Total number of other employees paid over \$50,000.				92

Part VIII Information About Officers, Directors, Trustees, Foundation Managers, Highly Paid Employees, and Contractors (continued)
3 Five highest-paid independent contractors for professional services (see instructions). If none, enter "NONE".

(a) Name and address of each person paid more than \$50,000	(b) Type of service	(c) Compensation
ARROWSTREET CAPITAL LIMITED PARTNERSHIP 200 CLARENDON ST 30TH FLOOR BOSTON, MA 02116	INVESTMENT MANAGEMENT	2,231,538
FINANCIAL RISK GROUP INC 320 S ACADEMY STREET CARY, NC 27511	INVESTMENT SERVICES	1,601,353
UBS GLOBAL ASSET MANAGEMENT (AMERICAS) INC ONE NORTH WACKER DRIVE CHICAGO, IL 60606	INVESTMENT MANAGEMENT	812,500
CHILTON INVESTMENT COMPANY LLC 1290 E MAIN STREET STANFORD, CT 06902	INVESTMENT MANAGEMENT	637,321
FISHER INVESTMENTS 13100 SKYLINE BOULEVARD WOODSIDE, CA 94062	INVESTMENT MANAGEMENT	611,587
Total number of others receiving over \$50,000 for professional services. ►		64

Part IX-A Summary of Direct Charitable Activities

List the foundation's four largest direct charitable activities during the tax year. Include relevant statistical information such as the number of organizations and other beneficiaries served, conferences convened, research papers produced, etc.

	Expenses
1 N/A	0
2	
3	
4	

Part IX-B Summary of Program-Related Investments (see instructions)

Describe the two largest program-related investments made by the foundation during the tax year on lines 1 and 2	Amount
1	
2	
All other program-related investments. See instructions.	
3	
Total. Add lines 1 through 3 ►	0

Part X Minimum Investment Return (All domestic foundations must complete this part. Foreign foundations, see instructions.)

1	Fair market value of assets not used (or held for use) directly in carrying out charitable, etc., purposes		
a	Average monthly fair market value of securities.	1a	994,285,414
b	Average of monthly cash balances.	1b	66,816,094
c	Fair market value of all other assets (see instructions).	1c	2,069,778,053
d	Total (add lines 1a, b, and c).	1d	3,130,879,561
e	Reduction claimed for blockage or other factors reported on lines 1a and 1c (attach detailed explanation).	1e	0
2	Acquisition indebtedness applicable to line 1 assets.	2	0
3	Subtract line 2 from line 1d.	3	3,130,879,561
4	Cash deemed held for charitable activities. Enter 1 1/2% of line 3 (for greater amount, see instructions).	4	46,963,193
5	Net value of noncharitable-use assets. Subtract line 4 from line 3. Enter here and on Part V, line 4.	5	3,083,916,368
6	Minimum investment return. Enter 5% of line 5.	6	154,195,818

Part XI Distributable Amount (see instructions) (Section 4942(j)(3) and (j)(5) private operating foundations and certain foreign organizations check here ☐ and do not complete this part.)

1	Minimum investment return from Part X, line 6.	1	154,195,818
2a	Tax on investment income for 2018 from Part VI, line 5.	2a	1,029,589
b	Income tax for 2018 (This does not include the tax from Part VI).	2b	
c	Add lines 2a and 2b.	2c	1,029,589
3	Distributable amount before adjustments. Subtract line 2c from line 1.	3	153,166,229
4	Recoveries of amounts treated as qualifying distributions.	4	1,395,562
5	Add lines 3 and 4.	5	154,561,791
6	Deduction from distributable amount (see instructions).	6	0
7	Distributable amount as adjusted. Subtract line 6 from line 5. Enter here and on Part XIII, line 1.	7	154,561,791

Part XII Qualifying Distributions (see instructions)

1	Amounts paid (including administrative expenses) to accomplish charitable, etc., purposes		
a	Expenses, contributions, gifts, etc.—total from Part I, column (d), line 26.	1a	150,315,649
b	Program-related investments—total from Part IX-B.	1b	0
2	Amounts paid to acquire assets used (or held for use) directly in carrying out charitable, etc., purposes.	2	22,998
3	Amounts set aside for specific charitable projects that satisfy the		
a	Suitability test (prior IRS approval required).	3a	
b	Cash distribution test (attach the required schedule).	3b	
4	Qualifying distributions. Add lines 1a through 3b. Enter here and on Part V, line 8, and Part XIII, line 4.	4	150,338,647
5	Foundations that qualify under section 4940(e) for the reduced rate of tax on net investment income. Enter 1% of Part I, line 27b. See instructions.	5	1,029,589
6	Adjusted qualifying distributions. Subtract line 5 from line 4.	6	149,309,058

Note: The amount on line 6 will be used in Part V, column (b), in subsequent years when calculating whether the foundation qualifies for the section 4940(e) reduction of tax in those years.

Part XIII Undistributed Income (see instructions)

	(a) Corpus	(b) Years prior to 2017	(c) 2017	(d) 2018
1 Distributable amount for 2018 from Part XI, line 7				154,561,791
2 Undistributed income, if any, as of the end of 2018				
a Enter amount for 2017 only.			80,239,742	
b Total for prior years 20____, 20____, 20____		0		
3 Excess distributions carryover, if any, to 2018				
a From 2013.				
b From 2014.				
c From 2015.				
d From 2016.				
e From 2017.				
f Total of lines 3a through e.	0			
4 Qualifying distributions for 2018 from Part XII, line 4 ▶ \$ <u>150,338,647</u>				
a Applied to 2017, but not more than line 2a			80,239,742	
b Applied to undistributed income of prior years (Election required—see instructions).		0		
c Treated as distributions out of corpus (Election required—see instructions).	0			
d Applied to 2018 distributable amount.				70,098,905
e Remaining amount distributed out of corpus	0			
5 Excess distributions carryover applied to 2018 (If an amount appears in column (d), the same amount must be shown in column (a))	0			0
6 Enter the net total of each column as indicated below:				
a Corpus Add lines 3f, 4c, and 4e Subtract line 5	0			
b Prior years' undistributed income Subtract line 4b from line 2b		0		
c Enter the amount of prior years' undistributed income for which a notice of deficiency has been issued, or on which the section 4942(a) tax has been previously assessed.		0		
d Subtract line 6c from line 6b Taxable amount—see instructions		0		
e Undistributed income for 2017 Subtract line 4a from line 2a Taxable amount—see instructions			0	
f Undistributed income for 2018 Subtract lines 4d and 5 from line 1 This amount must be distributed in 2019				84,462,886
7 Amounts treated as distributions out of corpus to satisfy requirements imposed by section 170(b)(1)(F) or 4942(g)(3) (Election may be required - see instructions).	0			
8 Excess distributions carryover from 2013 not applied on line 5 or line 7 (see instructions).	0			
9 Excess distributions carryover to 2019. Subtract lines 7 and 8 from line 6a	0			
10 Analysis of line 9				
a Excess from 2014.				
b Excess from 2015.				
c Excess from 2016.				
d Excess from 2017.				
e Excess from 2018.				

Part XIV Private Operating Foundations (see instructions and Part VII-A, question 9)

1a If the foundation has received a ruling or determination letter that it is a private operating foundation, and the ruling is effective for 2018, enter the date of the ruling. ▶

b Check box to indicate whether the organization is a private operating foundation described in section ☐ 4942(j)(3) or ☐ 4942(j)(5)

	Tax year	Prior 3 years			(e) Total
	(a) 2018	(b) 2017	(c) 2016	(d) 2015	
2a Enter the lesser of the adjusted net income from Part I or the minimum investment return from Part X for each year listed					
b 85% of line 2a					
c Qualifying distributions from Part XII, line 4 for each year listed					
d Amounts included in line 2c not used directly for active conduct of exempt activities					
e Qualifying distributions made directly for active conduct of exempt activities. Subtract line 2d from line 2c					
3 Complete 3a, b, or c for the alternative test relied upon					
a "Assets" alternative test—enter					
(1) Value of all assets					
(2) Value of assets qualifying under section 4942(j)(3)(B)(i)					
b "Endowment" alternative test— enter 2/3 of minimum investment return shown in Part X, line 6 for each year listed.					
c "Support" alternative test—enter					
(1) Total support other than gross investment income (interest, dividends, rents, payments on securities loans (section 512(a)(5)), or royalties)					
(2) Support from general public and 5 or more exempt organizations as provided in section 4942(j)(3)(B)(iii).					
(3) Largest amount of support from an exempt organization					
(4) Gross investment income					

Part XV Supplementary Information (Complete this part only if the foundation had \$5,000 or more in assets at any time during the year—see instructions.)

1 Information Regarding Foundation Managers:

a List any managers of the foundation who have contributed more than 2% of the total contributions received by the foundation before the close of any tax year (but only if they have contributed more than \$5,000) (See section 507(d)(2))

b List any managers of the foundation who own 10% or more of the stock of a corporation (or an equally large portion of the ownership of a partnership or other entity) of which the foundation has a 10% or greater interest

2 Information Regarding Contribution, Grant, Gift, Loan, Scholarship, etc., Programs:

Check here ☒ if the foundation only makes contributions to preselected charitable organizations and does not accept unsolicited requests for funds. If the foundation makes gifts, grants, etc. to individuals or organizations under other conditions, complete items 2a, b, c, and d. See instructions.

a The name, address, and telephone number or email address of the person to whom applications should be addressed

b The form in which applications should be submitted and information and materials they should include

c Any submission deadlines

d Any restrictions or limitations on awards, such as by geographical areas, charitable fields, kinds of institutions, or other factors

Part XV **Supplementary Information** (continued)**3 Grants and Contributions Paid During the Year or Approved for Future Payment**

Recipient	If recipient is an individual, show any relationship to any foundation manager or substantial contributor	Foundation status of recipient	Purpose of grant or contribution	Amount
Name and address (home or business)				
a <i>Paid during the year</i> See Additional Data Table				
Total ▶ 3a				
b <i>Approved for future payment</i> See Additional Data Table				
Total ▶ 3b				

Enter gross amounts unless otherwise indicated

Enter gross amounts unless otherwise indicated	Unrelated business income		Excluded by section 512, 513, or 514		(e) Related or exempt function income (See instructions)
	(a) Business code	(b) Amount	(c) Exclusion code	(d) Amount	
1 Program service revenue					
a _____					
b _____					
c _____					
d _____					
e _____					
f _____					
g Fees and contracts from government agencies					
2 Membership dues and assessments. . . .					
3 Interest on savings and temporary cash investments					
4 Dividends and interest from securities. . . .			14	29,446,141	
5 Net rental income or (loss) from real estate					
a Debt-financed property.					
b Not debt-financed property.					
6 Net rental income or (loss) from personal property					
7 Other investment income.			14	321,790	
8 Gain or (loss) from sales of assets other than inventory			18	66,273,430	
9 Net income or (loss) from special events					
10 Gross profit or (loss) from sales of inventory					
11 Other revenue a _____					
b _____					
c _____					
d _____					
e _____					
12 Subtotal Add columns (b), (d), and (e). .		0		96,041,361	0
13 Total. Add line 12, columns (b), (d), and (e). (See worksheet in line 13 instructions to verify calculations)			13	96,041,361	96,041,361

Part XVI-B Relationship of Activities to the Accomplishment of Exempt Purposes

[illegible]

Part XVII

	Yes	No
--	-----	----

--	--	--

1a(1)	No
--------------	-----------

1a(2)		No
--------------	--	-----------

--	--	--

1b(1)	No
--------------	-----------

1b(2)	No
--------------	-----------

1b(3)		No
--------------	--	-----------

1b(4)		No
--------------	--	-----------

1b(5)	No
--------------	-----------

1b(6)		No
--------------	--	-----------

1c		No
----	--	----

value
ue

[illegible]

2a Is the foundation directly or indirectly affiliated with, or related to, one or more tax-exempt organizations

described in section 501(c) (other than section 501(c)(3)) or in section 527? ☐ Yes ☒ No

b If "Yes," complete the following schedule

(a) Name of organization	(b) Type of organization	(c) Description of relationship

Under penalties of perjury, I declare that I have examined this return, including accompanying schedules and statements, and to the best of my knowledge and belief, it is true, correct, and complete. Declaration of preparer (other than taxpayer) is based on all information of which preparer has any knowledge.

Sign Here
2019-11-13
May the IRS discuss this return

Signature of officer or trustee _____ Date _____ Title _____

May the IRS discuss this return with the preparer shown below

(see instr)? ☒ Yes ☐ No

Paid Preparer Use Only	ANNE FULTON				
	Firm's name ▶ DELOITTE TAX LLP				Firm's EIN ▶ 86-1065772

Print/Type preparer's name ANNE FULTON	Preparer's Signature	Date	Check if self-employed <input type="checkbox"/>	PTIN P00941863
Firm's name ▶ DELOITTE TAX LLP				Firm's EIN ▶ 86-1065772
Firm's address ▶ 50 SOUTH SIXTH STREET SUITE 2800 MINNEAPOLIS, MN 55402				Phone no (612) 397-4000

Form 990FP Part VIII Line 1 - List all officers, directors, trustees, foundation managers and their compensation				
(a) Name and address	Title, and average hours per week (b) devoted to position	(c) Compensation (If not paid, enter -0-)	(d) Contributions to employee benefit plans and deferred compensation	Expense account, (e) other allowances
CHRISTINE MORSE	BOARD CHAIR/CEO EMERITUS (PART YR) 20 00	366,885	5,434	20,965
6889 ROWLAND ROAD EDEN PRAIRIE, MN 55344				
PAUL BUSCH	DIRECTOR/PRES & CEO 50 00	872,145	121,181	22,113
6889 ROWLAND ROAD EDEN PRAIRIE, MN 55344				
NAOMI HORSAGER	TREASURER/CFO 50 00	508,805	72,783	32,157
6889 ROWLAND ROAD EDEN PRAIRIE, MN 55344				
HEATHER KUKLA	SECRETARY/VP & GEN COUNSEL 50 00	490,634	71,114	35,074
6889 ROWLAND ROAD EDEN PRAIRIE, MN 55344				
RIGHT REVEREND JOHN CHANE	DIRECTOR 4 00	44,250	0	0
6889 ROWLAND ROAD EDEN PRAIRIE, MN 55344				
WIN NEUGER	DIRECTOR 4 00	45,750	0	0
6889 ROWLAND ROAD EDEN PRAIRIE, MN 55344				
STUART TOBISMAN	DIRECTOR/LEAD DIRECTOR (PART YR) 4 00	0	0	0
6889 ROWLAND ROAD EDEN PRAIRIE, MN 55344				
TERRENCE MEERSMAN	VP OF PROGRAMS 55 00	509,246	71,467	24,396
6889 ROWLAND ROAD EDEN PRAIRIE, MN 55344				
SHAWN WISCHMEIER	CHIEF INVESTMENT OFFICER 50 00	1,462,820	196,432	32,753
6889 ROWLAND ROAD EDEN PRAIRIE, MN 55344				

Form 990PF Part XV Line 3 - Grants and Contributions Paid During the Year or Approved for Future Payment				
Recipient	If recipient is an individual, show any relationship to any foundation manager or substantial contributor	Foundation status of recipient	Purpose of grant or contribution	Amount
Name and address (home or business)				
a Paid during the year				
ALASKA ARTS SOUTHEAST INC 110 COLLEGE DRIVE SUITE 111 SITKA, AK 99835		PC	SITKA FINE ARTS CAMP TEACHER ARTS INSTITUTE	175,000
ALASKA CONSERVATION FOUNDATION 1227 WEST 9TH SUITE 300 ANCHORAGE, AK 99501		PC	ACF TONGASS PROGRAM SUSTAINABLE SOUTHEAST PARTNERSHIP	450,000
ALASKA STATE COUNCIL ON THE ARTS 161 KLEVIN STREET SUITE 101 ANCHORAGE, AK 99508		GOV	MUNARTET PROJECT	940,000
Total ▶ 3a				136,413,182

Form 990PF Part XV Line 3 - Grants and Contributions Paid During the Year or Approved for Future Payment				
Recipient	If recipient is an individual, show any relationship to any foundation manager or substantial contributor	Foundation status of recipient	Purpose of grant or contribution	Amount
Name and address (home or business)				
a <i>Paid during the year</i>				
AMERICAN INDIAN COLLEGE FUND 8333 GREENWOOD BLVD DENVER, CO 80221		PC	RESTORATION AND PRESERVATION OF TRADITIONAL NATIVE ARTS AND KNOWLEDGE GRANT	580,000
AMERICAN INDIAN COLLEGE FUND 8333 GREENWOOD BLVD DENVER, CO 80221		PC	SCHOLARLY EMERGENCE FOR ENVIRONMENTAL DESIGN AND STEWARDSHIP (SEEDS)	485,000
AMERICAN INDIAN COLLEGE FUND 8333 GREENWOOD BLVD DENVER, CO 80221		PC	TCU ARTS AND ENVIRONMENT INFRASTRUCTURE PLANNING PROJECT	1,000,000
Total ► 3a				136,413,182

Form 990PF Part XV Line 3 - Grants and Contributions Paid During the Year or Approved for Future Payment				
Recipient	If recipient is an individual, show any relationship to any foundation manager or substantial contributor	Foundation status of recipient	Purpose of grant or contribution	Amount
Name and address (home or business)				
a <i>Paid during the year</i>				
AMERICAN NATIONAL RED CROSS 431 18TH STREET NW WASHINGTON, DC 20006		PC	CALIFORNIA WILDFIRES	10,000
AMERICAN NATIONAL RED CROSS 431 18TH STREET NW WASHINGTON, DC 20006		PC	STRENGTHENING DISASTER SERVICES ENGAGEMENT IN THE MIDWEST	130,000
AMYOTROPHIC LATERAL SCLEROSIS ASSOCIATION MINNESOTA NORTH DAKOTA SOUTH DA 333 N WASHINGTON AVENUE SUITE 105 MINNEAPOLIS, MN 55401		PC	BUILDING CAREGIVER CONNECTIVITY	500,000
Total ▶ 3a				136,413,182

Form 990PF Part XV Line 3 - Grants and Contributions Paid During the Year or Approved for Future Payment				
Recipient	If recipient is an individual, show any relationship to any foundation manager or substantial contributor	Foundation status of recipient	Purpose of grant or contribution	Amount
Name and address (home or business)				
a <i>Paid during the year</i>				
ANIMAL HUMANE SOCIETY 845 MEADOW LANE N GOLDEN VALLEY, MN 55422		PC	CAPITAL FOR A NEW MULTI-PURPOSE FACILITY IN ST PAUL	900,000
ANIMAL SHELTER OF WOOD RIVER VALLEY INC PO BOX 1496 HAILEY, ID 83333		PC	NEW COMPREHENSIVE ANIMAL WELFARE CAMPUS	125,000
ARROWMONT SCHOOL OF ARTS & CRAFTS PO BOX 567 GATLINBURG, TN 37738		PC	PRESERVING AND TEACHING TRADITIONAL APPALACHIAN CRAFT	720,000
Total ▶ 3a				136,413,182

Form 990PF Part XV Line 3 - Grants and Contributions Paid During the Year or Approved for Future Payment				
Recipient	If recipient is an individual, show any relationship to any foundation manager or substantial contributor	Foundation status of recipient	Purpose of grant or contribution	Amount
Name and address (home or business)				
a Paid during the year				
ARTS AT LARGE INC 908 SOUTH 5TH STREET MILWAUKEE, WI 53204		PC	CAPITAL SUPPORT TEACHER PROFESSIONAL DEVELOPMENT SPACES	354,000
ARTS MIDWEST 2908 HENNEPIN AVE SUITE 200 MINNEAPOLIS, MN 55408		PC	SCANDINAVIAN FOLK ARTS PERFORMERS ON TOUR	158,000
ARTSPACE PROJECTS INC 250 3RD AVENUE NORTH MINNEAPOLIS, MN 55401		PC	OGLALA LAKOTA ARTSPACE	975,000
Total ▶ 3a				136,413,182

Form 990PF Part XV Line 3 - Grants and Contributions Paid During the Year or Approved for Future Payment				
Recipient	If recipient is an individual, show any relationship to any foundation manager or substantial contributor	Foundation status of recipient	Purpose of grant or contribution	Amount
Name and address (home or business)				
a <i>Paid during the year</i>				
AUGSBURG UNIVERSITY 2211 RIVERSIDE AVENUE MINNEAPOLIS, MN 55454		PC	PREPARING THE NEXT GENERATION OF THOUGHTFUL STEWARDS	142,500
BANK STREET COLLEGE OF EDUCATION 610 W 112TH ST NEW YORK, NY 10025		PC	SUPPORT FOR TEACHER RESIDENCY PARTNERSHIPS TO STRENGTHEN THE PROFESSION	1,500,000
BERING STRAIT SCHOOL DISTRICT PO BOX 225 UNALAKLEET, AK 99684		GOV	SILKAT - BSSD PARTNERSHIP	580,000
Total ▶ 3a				136,413,182

Form 990PF Part XV Line 3 - Grants and Contributions Paid During the Year or Approved for Future Payment				
Recipient	If recipient is an individual, show any relationship to any foundation manager or substantial contributor	Foundation status of recipient	Purpose of grant or contribution	Amount
Name and address (home or business)				
a <i>Paid during the year</i>				
BERKELEY DIVINITY SCHOOL 409 PROSPECT STREET NEW HAVEN, CT 06511		PC	SUPPORT TO STUDENTS AT BERKELEY DIVINITY SCHOOL	10,000
BLACKFEM INC8 WEST 126TH STREET NEW YORK, NY 10027		PC	FINANCIAL LITERACY FOR WOMEN AND GIRLS	10,000
BOARD OF TRUSTEES OF RIPON COLLEGE PO BOX 248 RIPON, WI 54971		PC	BRIDGING ENVIRONMENTAL EDUCATION & SUSTAINABILITY (B E E S)	105,000
Total ► 3a				136,413,182

Form 990PF Part XV Line 3 - Grants and Contributions Paid During the Year or Approved for Future Payment				
Recipient	If recipient is an individual, show any relationship to any foundation manager or substantial contributor	Foundation status of recipient	Purpose of grant or contribution	Amount
Name and address (home or business)				
a <i>Paid during the year</i>				
BOTTOMLESS CLOSET 16 EAST 52ND STREET NEW YORK, NY 10022		PC	ASSISTING DISADVANTAGED WOMEN ON RE-ENTRY INTO THE WORKFORCE	10,000
CALIFORNIA COMMUNITY FOUNDATION 221 SOUTH FIGUERA STREET SUITE 400 LOS ANGELES, CA 90012		PC	SUPPORT FOR THE WARREN CHRISTOPHER SCHOLARSHIP FUND	100,000
CARDINAL STRITCH UNIVERSITY INC 6801 NORTH YATES ROAD MILWAUKEE, WI 53217		PC	ARTS HUB MILWAUKEE (PROGRAM)	167,742
Total ▶ 3a				136,413,182

Form 990PF Part XV Line 3 - Grants and Contributions Paid During the Year or Approved for Future Payment				
Recipient	If recipient is an individual, show any relationship to any foundation manager or substantial contributor	Foundation status of recipient	Purpose of grant or contribution	Amount
Name and address (home or business)				
a <i>Paid during the year</i>				
CARINGBRIDGE 2750 BLUE WATER ROAD SUITE 275 EAGAN, MN 55121		PC	EXPAND CARINGBRIDGE CAPABILITIES TO SUPPORT PATIENTS, CAREGIVERS AND AGING POPULATIONS	1,200,000
CATHOLIC CHARITIES USA 2050 BALLENGER AVENUE SUITE 400 ALEXANDRIA, VA 22314		PC	CATHOLIC CHARITIES AGENCY CAPACITY INITIATIVE	600,000
CATHOLIC RELIEF SERVICES 228 WEST LEXINGTON STREET BALTIMORE, MD 212013443		PC	PREPARED AND RESILIENT (PAR)	955,000
Total ▶ 3a				136,413,182

Form 990PF Part XV Line 3 - Grants and Contributions Paid During the Year or Approved for Future Payment

Recipient	If recipient is an individual, show any relationship to any foundation manager or substantial contributor	Foundation status of recipient	Purpose of grant or contribution	Amount
Name and address (home or business)				
a <i>Paid during the year</i>				
CATHOLIC RELIEF SERVICES 228 WEST LEXINGTON STREET BALTIMORE, MD 212013443		PC	CRS EMERGENCY RAPID RESPONSE FUND (ERRF)	1,150,000
CATHOLIC RELIEF SERVICES 228 WEST LEXINGTON STREET BALTIMORE, MD 212013443		PC	READY TO RESPOND (R2R) CAPACITY STRENGTHENING FOR CASH READINESS IN EMERGENCIES	1,150,000
CATHOLIC RELIEF SERVICES 228 WEST LEXINGTON STREET BALTIMORE, MD 212013443		PC	PROTRACTED DROUGHT RELIEF AND RECOVERY IN KENYA (PDRRK)	2,000,000
Total ▶ 3a				136,413,182

Form 990PF Part XV Line 3 - Grants and Contributions Paid During the Year or Approved for Future Payment				
Recipient	If recipient is an individual, show any relationship to any foundation manager or substantial contributor	Foundation status of recipient	Purpose of grant or contribution	Amount
Name and address (home or business)				
a <i>Paid during the year</i>				
CENTER FOR DISASTER PHILANTHROPY INC 1201 CONNECTICUT AVENUE NW WASHINGTON, DC 20036		PC	MAXIMIZING THE IMPACT OF DISASTER PHILANTHROPY	500,000
CENTER FOR DISASTER PHILANTHROPY INC 1201 CONNECTICUT AVENUE NW WASHINGTON, DC 20036		PC	MIDWEST EARLY RECOVERY FUND	1,000,000
CHILD CARE AWARE OF AMERICA 1515 NORTH COURTHOUSE ROAD ARLINGTON, VA 22201		PC	CHILD CARE RESOURCE AND REFERRAL AGENCIES AS RESILIENCE HUBS	184,325
Total ▶ 3a				136,413,182

Form 990PF Part XV Line 3 - Grants and Contributions Paid During the Year or Approved for Future Payment				
Recipient	If recipient is an individual, show any relationship to any foundation manager or substantial contributor	Foundation status of recipient	Purpose of grant or contribution	Amount
Name and address (home or business)				
a <i>Paid during the year</i>				
CLIMATEWORKS FOUNDATION 235 MONTGOMERY STREET SUITE 1300 SAN FRANCISCO, CA 94104		PC	SUPPORTING COMMUNITY FOREST MANAGEMENT TO REDUCE DEFORESTATION AND FOREST DEGRADATION	2,250,000
COLLEGE OF ST SCHOLASTICA INC 1200 KENWOOD AVE DULUTH, MN 55811		PC	TEACHING RESPONSIBILITY AND EDUCATING FOR ENGAGEMENT	212,500
COMMUNITY VIOLENCE INTERVENTION CENTER INC 211 SOUTH FOURTH STREET GRAND FORKS, ND 58201		PC	SAFER TOMORROWS ROAD MAP	600,000
Total ▶ 3a				136,413,182

Form 990PF Part XV Line 3 - Grants and Contributions Paid During the Year or Approved for Future Payment				
Recipient	If recipient is an individual, show any relationship to any foundation manager or substantial contributor	Foundation status of recipient	Purpose of grant or contribution	Amount
Name and address (home or business)				
a <i>Paid during the year</i>				
COMO FRIENDS 1225 ESTABROOKS DRIVE ST PAUL, MN 551031022		PC	CHARTING A NEW ROADMAP FOR COMO PARK ZOO AND CONSERVATORY	159,568
CONSERVATION INTERNATIONAL FOUNDATION 2011 CRYSTAL DRIVE SUITE 500 ARLINGTON, VA 222023709		PC	STRENGTHENING SUSTAINABLE COMMUNITY-BASED MARINE RESOURCE MANAGEMENT IN THE CORAL TRIANGLE	400,000
CONSERVATION INTERNATIONAL FOUNDATION 2011 CRYSTAL DRIVE SUITE 500 ARLINGTON, VA 222023709		PC	SUSTAINING HEALTHY ECOSYSTEMS THROUGH LOCAL ACTION	660,000
Total ▶ 3a				136,413,182

Form 990PF Part XV Line 3 - Grants and Contributions Paid During the Year or Approved for Future Payment				
Recipient	If recipient is an individual, show any relationship to any foundation manager or substantial contributor	Foundation status of recipient	Purpose of grant or contribution	Amount
Name and address (home or business)				
a <i>Paid during the year</i>				
CONSERVATION STRATEGY FUND 1160 G STREET SUITE A-1 ARCATA, CA 95521		PC	APPLIED ECONOMICS FOR EFFECTIVE MARINE MANAGEMENT AND POLICY IN INDONESIA	85,000
CONSERVATION STRATEGY FUND 1160 G STREET SUITE A-1 ARCATA, CA 95521		PC	POSITIVELY IMPACTING FISHERIES REFORM THROUGH ECONOMIC ANALYSES AND CAPACITY BUILDING	450,000
COOPERATIVE FOR ASSISTANCE AND RELIEF EVERYWHERE INC - CARE 151 ELLIS STREET NE ATLANTA, GA 303032440		PC	RRACE (RESPONSE AND READINESS CAPACITY FOR EMERGENCIES)	1,000,000
Total ▶ 3a				136,413,182

Form 990PF Part XV Line 3 - Grants and Contributions Paid During the Year or Approved for Future Payment				
Recipient	If recipient is an individual, show any relationship to any foundation manager or substantial contributor	Foundation status of recipient	Purpose of grant or contribution	Amount
Name and address (home or business)				
a <i>Paid during the year</i>				
CORAL TRIANGLE CENTER FOUNDATION JLDANAU TAMBLINGAN NO 78 BALI 80228 ID		PC	SCALING UP MARINE CONSERVATION CAPACITY FOR IMPROVED MARINE MANAGEMENT	100,000
CORAL TRIANGLE CENTER FOUNDATION JLDANAU TAMBLINGAN NO 78 BALI 80228 ID		PC	CAPACITY BUILDING FOR EFFECTIVELY MANAGED MARINE PROTECTED AREA IN INDONESIA AND TIMOR LESTE	350,000
CRAZY HORSE MEMORIAL FOUNDATION 12151 AVENUE OF THE CHIEFS CRAZY HORSE, SD 57730		PC	CONNECTING TO COLLECTIONS TO SUPPORT LEARNING	105,000
Total ► 3a				136,413,182

Form 990PF Part XV Line 3 - Grants and Contributions Paid During the Year or Approved for Future Payment				
Recipient	If recipient is an individual, show any relationship to any foundation manager or substantial contributor	Foundation status of recipient	Purpose of grant or contribution	Amount
Name and address (home or business)				
a <i>Paid during the year</i>				
DINE COLLEGE PO BOX 126 TSAILE, AZ 86556		PC	NAVAJO CULTURAL ARTS (NCA) CERTIFICATE PROGRAM	45,000
EMPIRE HEALTH FOUNDATION PO BOX 244 SPOKANE, WA 99201		PF	NATIVE AMERICAN FAMILY PRESERVATION INITIATIVE - REDUCING DISPROPORTIONATE FOSTER PLACEMENTS	1,000,000
EMPIRE HEALTH FOUNDATION PO BOX 244 SPOKANE, WA 99201		PF	AGING SERVICES PROGRAM - A HEALTHIER AGING POPULATION IN EASTERN WASHINGTON	1,200,000
Total ► 3a				136,413,182

Form 990PF Part XV Line 3 - Grants and Contributions Paid During the Year or Approved for Future Payment				
Recipient	If recipient is an individual, show any relationship to any foundation manager or substantial contributor	Foundation status of recipient	Purpose of grant or contribution	Amount
Name and address (home or business)				
a <i>Paid during the year</i>				
EPISCOPAL SCHOOL OF LOS ANGELES 6325 SANTA MONICA BOULEVARD LOS ANGELES, CA 90038		PC	IN HONOR OF CORDELIA BACHER'S DEDICATED SERVICE ON BEHALF OF THE SCHOOL	25,000
EVANGELICAL LUTHERAN CHURCH IN AMERICA 8765 W HIGGINS ROAD CHICAGO, IL 60631		PC	MIDWEST CONSORTIUM FOR DISASTER SERVICES	311,500
FAUNA & FLORA INTERNATIONAL THE DAVID ATTENBOROUGH BUILDING CAMBRIDGE CB2 3QZ UK		PC	CONSERVATION LEADERSHIP FOR SUSTAINABLE DEVELOPMENT IN CAMBODIA	75,000
Total ▶ 3a				136,413,182

Form 990PF Part XV Line 3 - Grants and Contributions Paid During the Year or Approved for Future Payment				
Recipient	If recipient is an individual, show any relationship to any foundation manager or substantial contributor	Foundation status of recipient	Purpose of grant or contribution	Amount
Name and address (home or business)				
a <i>Paid during the year</i>				
FAUNA & FLORA INTERNATIONAL THE DAVID ATTENBOROUGH BUILDING CAMBRIDGE CB2 3QZ UK		PC	COMMUNITY-LED SUSTAINABLE FOREST MANAGEMENT IN SUMATRA AND WEST KALIMANTAN	1,050,000
FEEDING AMERICA35 E WACKER DRIVE CHICAGO, IL 606012314		PC	RELIEF, RECOVERY AND RESILIENCE NETWORK INITIATIVE (3RNI)	312,554
FINLANDIA UNIVERSITY 601 QUINCY STREET HANCOCK, MI 49930		PC	THE MILKING STOOL CULTURAL SUSTAINABILITY, A THREE-LEGGED APPROACH	105,000
Total ► 3a				136,413,182

Form 990PF Part XV Line 3 - Grants and Contributions Paid During the Year or Approved for Future Payment				
Recipient	If recipient is an individual, show any relationship to any foundation manager or substantial contributor	Foundation status of recipient	Purpose of grant or contribution	Amount
Name and address (home or business)				
a <i>Paid during the year</i>				
FIRST NATIONS DEVELOPMENT INSTITUTE 2432 MAIN STREET 2ND FLOOR LONGMONT, CO 80501		PC	SUPPORTING THE SUSTAINABILITY AND VIBRANCY OF NATIVE ARTS ORGANIZATIONS AND TRIBAL PROGRAMS	957,775
FIRST PEOPLES FUNDPO BOX 2977 RAPID CITY, SD 57709		PC	SUSTAINING NATIVE ARTS AND CULTURE FOR FUTURE GENERATIONS THROUGH TRAININGS FOR NATIVE ARTISTS	252,000
FORUM SYDKATARINAVGEN 20 STOCKHOLM SE-104 65 SW		PC	SUSTAINABLE RESOURCE MANAGEMENT BY COMMUNITY BASED ORGANIZATIONS	180,000
Total ► 3a				136,413,182

Form 990PF Part XV Line 3 - Grants and Contributions Paid During the Year or Approved for Future Payment				
Recipient	If recipient is an individual, show any relationship to any foundation manager or substantial contributor	Foundation status of recipient	Purpose of grant or contribution	Amount
Name and address (home or business)				
a <i>Paid during the year</i>				
FRACTURED ATLAS PRODUCTIONS INC 248 WEST 35TH STREET NEW YORK, NY 10001		PC	TOGETHER IN HOPE PROJECT	25,000
FREEDOM FROM HUNGER 1460 DREW AVENUE DAVIS, CA 95618		SO I	BUILDING RESILIENCE OF VULNERABLE COMMUNITIES IN BURKINA FASO II (CONTINUATION)	800,000
GIVE2ASIA600 CALIFORNIA STREET SAN FRANCISCO, CA 94108		PC	NGO DISASTER PREPAREDNESS PROGRAM PHASE II DEEPENING DISASTER RESILIENCE	500,000
Total ► 3a				136,413,182

Form 990PF Part XV Line 3 - Grants and Contributions Paid During the Year or Approved for Future Payment				
Recipient	If recipient is an individual, show any relationship to any foundation manager or substantial contributor	Foundation status of recipient	Purpose of grant or contribution	Amount
Name and address (home or business)				
a <i>Paid during the year</i>				
GLASSROOTS10 BLEEKER STREET NEWARK, NJ 07102		PC	ART EXPERIENCES FOR UNDER-SERVED YOUTH AND MENTALLY DISABLED ADULTS	10,000
GREATER JUNEAU ARTS AND HUMANITIES COUNCIL 350 WHITTIER ST SUITE 101 JUNEAU, AK 99801		PC	ARTFUL TEACHING PROGRAM	200,000
HEIFER PROJECT INTERNATIONAL 1 WORLD AVENUE LITTLE ROCK, AR 72202		PC	RISE-UP PHASE II BUILDING RESILIENCE OF FARMING FAMILIES	527,052
Total ▶ 3a				136,413,182

Form 990PF Part XV Line 3 - Grants and Contributions Paid During the Year or Approved for Future Payment				
Recipient	If recipient is an individual, show any relationship to any foundation manager or substantial contributor	Foundation status of recipient	Purpose of grant or contribution	Amount
Name and address (home or business)				
a <i>Paid during the year</i>				
HELEN KELLER INTERNATIONAL ONE DAG HAMMARSKJOLD PLAZA NEW YORK, NY 10017		PC	EYE HEALTH SERVICES FOR VULNERABLE POPULATIONS IN THE UNITED STATES	750,000
HELPAGE INTERNATIONAL 1-6 TAVISTOCK SQUARE TAVIS HOUSE LONDON WC1A 9GB UK		PC	BUILDING PREPAREDNESS OF VULNERABLE COMMUNITIES THROUGH INCLUSIVE DISASTER REDUCTION INITIATIVES	400,000
HIDDEN WINGS517 ATTERDAG ROAD SOLVANG, CA 93463		PC	TO SUPPORT EDUCATION OF THOSE SUFFERING WITH AUTISM TO BECOME EMPLOYED AND PRODUCTIVE IN SOCIETY	10,000
Total ▶ 3a				136,413,182

Form 990PF Part XV Line 3 - Grants and Contributions Paid During the Year or Approved for Future Payment				
Recipient	If recipient is an individual, show any relationship to any foundation manager or substantial contributor	Foundation status of recipient	Purpose of grant or contribution	Amount
Name and address (home or business)				
a <i>Paid during the year</i>				
HISTORICAL AND CULTURAL SOCIETY OF CLAY COUNTY 202 FIRST AVENUE NORTH MOORHEAD, MN 565601985		PC	VIKING CONNECTION	105,000
HUAIROU COMMISSION WOMEN HOMES & COMMUNITY 249 MANHATTAN AVENUE BROOKLYN, NY 112114905		PC	SCALING-UP COMMUNITY RESILIENCE FUNDS FOR REDUCING DISASTER RISK	500,000
HUMANE SOCIETY OF THE UNITED STATES 1255 23RD STREET NW SUITE 450 WASHINGTON, DC 200371168		PC	PETS FOR LIFE PROGRAM	1,358,256
Total			▶ 3a	136,413,182

Form 990PF Part XV Line 3 - Grants and Contributions Paid During the Year or Approved for Future Payment				
Recipient	If recipient is an individual, show any relationship to any foundation manager or substantial contributor	Foundation status of recipient	Purpose of grant or contribution	Amount
Name and address (home or business)				
a <i>Paid during the year</i>				
INNOVATIONS FOR AGING LLC 1265 GREY FOX ROAD ARDEN HILLS, MN 55112		PC	JUNIPER PHASE II	1,850,000
INSTITUTE OF AMERICAN INDIAN AND ALASKA NATIVE CULTURE AND ARTS DEVELOPMENT PO BOX 5310 SANTA FE, NM 87502		PC	BUILDING OPPORTUNITIES IN INDIGENOUS ART	630,000
INTERACTION THE AMERICAN COUNCIL FOR VOLUNTARY INTERNATIONAL ACTION 1400 16TH STREET NW WASHINGTON, DC 20036		PC	FROM PLEDGE TO ACTION COMBATING SEXUAL ABUSE, EXPLOITATION AND HARASSMENT	1,982,049
Total ► 3a				136,413,182

Form 990PF Part XV Line 3 - Grants and Contributions Paid During the Year or Approved for Future Payment				
Recipient	If recipient is an individual, show any relationship to any foundation manager or substantial contributor	Foundation status of recipient	Purpose of grant or contribution	Amount
Name and address (home or business)				
a <i>Paid during the year</i>				
JHPIEGO CORPORATION 1615 THAMES STREET BALTIMORE, MD 21231		PC	ACCELERATING ACCESS TO POSTPARTUM FAMILY PLANNING IN BANGLADESH	1,300,000
JOHN C CAMPBELL FOLK SCHOOL INC ONE FOLK SCHOOL ROAD BRASSTOWN, NC 28902		PC	STRATEGIC AND MASTER CAMPUS PLANS DEVELOPMENT AND CULTURE-BEARER PROGRAM	268,000
JOHNS HOPKINS UNIVERSITY 3400 N CHARLES STREET BALTIMORE, MD 21218		PC	RESPECTING THE CIRCLE OF LIFE - TEEN PREGNANCY PREVENTION PROGRAM	900,000
Total ► 3a				136,413,182

Form 990PF Part XV Line 3 - Grants and Contributions Paid During the Year or Approved for Future Payment				
Recipient	If recipient is an individual, show any relationship to any foundation manager or substantial contributor	Foundation status of recipient	Purpose of grant or contribution	Amount
Name and address (home or business)				
a <i>Paid during the year</i>				
JUNEAU SCHOOL DISTRICT 10014 CRAZY HORSE DRIVE JUNEAU, AK 99801		GOV	ARTFUL TEACHING	310,000
KAWERAK INCPO BOX 948 NOME, AK 99762		PC	PLACE AND CULTURALLY-BASED ARTS INSTRUCTION AND INTEGRATION IN THE BERING STRAIT REGION	60,000
LAWRENCE UNIVERSITY OF WISCONSIN 711 EAST BOLDT WAY APPLETON, WI 54956		PC	FOSTERING SUSTAINABILITY AT LAWRENCE UNIVERSITY	157,500
Total ▶ 3a				136,413,182

Form 990PF Part XV Line 3 - Grants and Contributions Paid During the Year or Approved for Future Payment				
Recipient	If recipient is an individual, show any relationship to any foundation manager or substantial contributor	Foundation status of recipient	Purpose of grant or contribution	Amount
Name and address (home or business)				
a <i>Paid during the year</i>				
LEADINGAGE MINNESOTA FOUNDATION 2550 UNIVERSITY AVENUE W SUITE 350-S ST PAUL, MN 55114		SO I	SILOS TO CIRCLES RURAL PILOT IMPLEMENTATION	510,000
LEADINGAGE MINNESOTA FOUNDATION 2550 UNIVERSITY AVENUE W SUITE 350-S ST PAUL, MN 55114		SO I	AGING SERVICES WORKFORCE SOLUTIONS	750,000
LEGAL SERVICES CORPORATION 3333 K STREET NW WASHINGTON, DC 200073522		PC	MIDWEST LEGAL DISASTER COORDINATION PROJECT ("MLDCP") II	399,396
Total ▶ 3a				136,413,182

Form 990PF Part XV Line 3 - Grants and Contributions Paid During the Year or Approved for Future Payment				
Recipient	If recipient is an individual, show any relationship to any foundation manager or substantial contributor	Foundation status of recipient	Purpose of grant or contribution	Amount
Name and address (home or business)				
a <i>Paid during the year</i>				
LUTHERAN SERVICES IN AMERICA INCORPORATED 100 MARYLAND AVE NE SUITE 500 WASHINGTON, DC 20002		PC	EXPANDING THE IMPACT OF THE GREAT PLAINS SENIOR SERVICES COLLABORATIVE	1,500,000
LUTHERAN SOCIAL SERVICE OF MINNESOTA 2485 COMO AVENUE ST PAUL, MN 55108		PC	IMPROVING CAMP NOAH	155,000
LUTHERAN SOCIAL SERVICES OF NORTH DAKOTA FARGO PROGRAM CENTER FARGO, ND 58103		PC	FAMILY STRENGTHENING HUBS HELPING CREATE HEALTHY, STABLE, SUPPORTED FAMILIES	1,500,000
Total ▶ 3a				136,413,182

Form 990PF Part XV Line 3 - Grants and Contributions Paid During the Year or Approved for Future Payment				
Recipient	If recipient is an individual, show any relationship to any foundation manager or substantial contributor	Foundation status of recipient	Purpose of grant or contribution	Amount
Name and address (home or business)				
a <i>Paid during the year</i>				
LUTHERAN WORLD RELIEF INC 700 LIGHT STREET BALTIMORE, MD 21230		PC	RESILIENCE + COMMUNITY-LED FOOD CRISIS RECOVERY IN THE SAHEL II (CORE II)	400,000
LUTHERAN WORLD RELIEF INC 700 LIGHT STREET BALTIMORE, MD 21230		PC	STRENGTHENING OF COMMUNITY-BASED STRUCTURES (SOS) FOR DISASTER PREPAREDNESS AND MITIGATION	1,000,000
MANAGEMENT SCIENCES FOR HEALTH INC 200 RIVERS EDGE DRIVE MEDFORD, MA 02155		PC	IMPROVING ANTENATAL CARE FOR INDIGENOUS MOTHERS IN GUATEMALA	2,500,000
Total ▶ 3a				136,413,182

Form 990PF Part XV Line 3 - Grants and Contributions Paid During the Year or Approved for Future Payment				
Recipient	If recipient is an individual, show any relationship to any foundation manager or substantial contributor	Foundation status of recipient	Purpose of grant or contribution	Amount
Name and address (home or business)				
a <i>Paid during the year</i>				
MENNONITE DISASTER SERVICE 583 AIRPORT ROAD LITITZ, PA 17543		PC	SUPPORT FOR A MIDWEST DISASTER READY ORGANIZATION	300,000
MERCY CORPS45 SW ANKENY STREET PORTLAND, OR 97204		PC	MANAGING RISKS THROUGH ECONOMIC DEVELOPMENT PHASE 2 (M-RED 2) PROGRAM	950,000
METROPOLITAN AREA AGENCY ON AGING INC 1265 GREY FOX ROAD ARDEN HILLS, MN 55112		PC	INDEPENDENCE THROUGH HEALTHY AGING	125,375
Total ▶ 3a				136,413,182

Form 990PF Part XV Line 3 - Grants and Contributions Paid During the Year or Approved for Future Payment				
Recipient	If recipient is an individual, show any relationship to any foundation manager or substantial contributor	Foundation status of recipient	Purpose of grant or contribution	Amount
Name and address (home or business)				
a <i>Paid during the year</i>				
METROPOLITAN PARK DISTRICT OF TACOMA 4702 SOUTH 19TH STREET TACOMA, WA 98405		GOV	WILDLIFE CHAMPIONS COMMUNITY ENGAGEMENT	311,463
MICRONESIA CONSERVATION TRUST POST OFFICE BOX 2177 KOLONIA 96941 FM		PC	SUPPORTING MORE EFFECTIVE NATURAL RESOURCE MANAGEMENT IN MICRONESIA	100,000
MID ATLANTIC ARTS FOUNDATION INC 201 NORTH CHARLES STREET BALTIMORE, MD 212014102		PC	APPALACHIAN ARTS TOURING NETWORK PLANNING PHASE	200,000
Total ▶ 3a				136,413,182

Form 990PF Part XV Line 3 - Grants and Contributions Paid During the Year or Approved for Future Payment				
Recipient	If recipient is an individual, show any relationship to any foundation manager or substantial contributor	Foundation status of recipient	Purpose of grant or contribution	Amount
Name and address (home or business)				
a <i>Paid during the year</i>				
MID-AMERICA REGIONAL COUNCIL 600 BROADWAY KANSAS CITY, MO 641051659		GOV	EXPAND AND STRENGTHEN THE COMMUNITY DISASTER RESILIENCY NETWORK	150,000
MINNESOTA COMMUNITY FOUNDATION 101 FIFTH STREET EAST SUITE 2400 ST PAUL, MN 55101		PC	DEVELOPMENT OF THE MARGARET A CARGILL FOUNDATION DONOR ADVISED FUND AT THE MINNEAPOLIS FOUNDATION	9,500,000
MINNESOTA HISTORICAL SOCIETY 345 KELLOGG BOULEVARD W ST PAUL, MN 55102		PC	NATIVE AMERICAN ARTIST-IN-RESIDENCE PROGRAM	162,750
Total ▶ 3a				136,413,182

Form 990PF Part XV Line 3 - Grants and Contributions Paid During the Year or Approved for Future Payment				
Recipient	If recipient is an individual, show any relationship to any foundation manager or substantial contributor	Foundation status of recipient	Purpose of grant or contribution	Amount
Name and address (home or business)				
a <i>Paid during the year</i>				
MINNESOTA HOUSING FINANCE AGENCY 400 WABASHA STREET NORTH SUITE 400 ST PAUL, MN 55102		GOV	BUILDING SYSTEMS TO PREVENT AND END YOUTH HOMELESSNESS IN MINNESOTA	750,000
MONTESSORI CHILDREN'S SCHOOL 28370 BASSETT ROAD WESTLAKE, OH 44145		PC	TO HELP FUND THE FINAL PHASE OF A NATURAL AND GREEN PLAYScape FOR THE STUDENTS OF THE SCHOOL	40,000
NATIONAL 4-H COUNCIL 7100 CONNECTICUT AVENUE CHEVY CHASE, MD 20815		PC	CAPITAL AND ACCESS TO MAXIMIZE PARTICIPATION	900,000
Total ▶ 3a				136,413,182

Form 990PF Part XV Line 3 - Grants and Contributions Paid During the Year or Approved for Future Payment				
Recipient	If recipient is an individual, show any relationship to any foundation manager or substantial contributor	Foundation status of recipient	Purpose of grant or contribution	Amount
Name and address (home or business)				
a <i>Paid during the year</i>				
NATIONAL AUDUBON SOCIETY INC 225 VARICK STREET 7TH FLOOR NEW YORK, NY 100144396		PC	CONSERVATION RANCHING SUSTAINING BIODIVERSITY & COMMUNITIES IN THE NORTHERN GREAT PLAINS	587,500
NATIONAL COUNCIL ON AGING INC 251 18TH STREET SOUTH SUITE 500 ARLINGTON, VA 22202		PC	GROWING AND SUSTAINING AGING MASTERY IN RURAL COMMUNITIES	1,500,000
NATIONAL FISH AND WILDLIFE FOUNDATION 1133 FIFTEENTH STREET NW SUITE 1100 WASHINGTON, DC 200052710		PC	FIVE STAR AND URBAN WATERS PROGRAM	375,000
Total ▶ 3a				136,413,182

Form 990PF Part XV Line 3 - Grants and Contributions Paid During the Year or Approved for Future Payment				
Recipient	If recipient is an individual, show any relationship to any foundation manager or substantial contributor	Foundation status of recipient	Purpose of grant or contribution	Amount
Name and address (home or business)				
a <i>Paid during the year</i>				
NATIONAL FISH AND WILDLIFE FOUNDATION 1133 FIFTEENTH STREET NW SUITE 1100 WASHINGTON, DC 200052710		PC	NORTHERN GREAT PLAINS GRASSLAND CONSERVATION	2,210,000
NATIVE AMERICAN COMMUNITY DEVELOPMENT INSTITUTE 1414 EAST FRANKLIN AVENUE MINNEAPOLIS, MN 55404		PC	ALL MY RELATIONS ARTS AND GALLERY	100,000
NATIVE ARTS AND CULTURES FOUNDATION INC 400 E EVERGREEN BOULEVARD SUITE 102 VANCOUVER, WA 98660		PC	MENTOR FELLOWSHIPS	52,000
Total ▶ 3a				136,413,182

Form 990PF Part XV Line 3 - Grants and Contributions Paid During the Year or Approved for Future Payment				
Recipient	If recipient is an individual, show any relationship to any foundation manager or substantial contributor	Foundation status of recipient	Purpose of grant or contribution	Amount
Name and address (home or business)				
a <i>Paid during the year</i>				
NJ LEEP INC570 BROAD STREET NEWARK, NJ 07102		PC	PROGRAMMING FOR UNDERSERVED YOUTH IN NEWARK AIMED AT DEVELOPING SKILLS TO SUCCEED IN COLLEGE	10,000
NORTH HOUSE FOLK SCHOOL 500 WEST HIGHWAY 61 GRAND MARAIS, MN 55604		PC	COMMUNITY OF CRAFT INSTRUCTOR AND EMERGING ARTISAN DEVELOPMENT	236,250
NORTH HOUSE FOLK SCHOOL 500 WEST HIGHWAY 61 GRAND MARAIS, MN 55604		PC	CAPITAL GRANT, NORTH HOUSE FOLK SCHOOLS DOCKSIDE CAMPUS EXPANSION	350,000
Total ▶ 3a				136,413,182

Form 990PF Part XV Line 3 - Grants and Contributions Paid During the Year or Approved for Future Payment				
Recipient	If recipient is an individual, show any relationship to any foundation manager or substantial contributor	Foundation status of recipient	Purpose of grant or contribution	Amount
Name and address (home or business)				
a <i>Paid during the year</i>				
NORTHLAND FOUNDATION 202 W SUPERIOR STREET SUITE 610 DULUTH, MN 55802		PC	SUPPORT FOR RURAL AGING INITIATIVE	700,000
NURSE-FAMILY PARTNERSHIP 1900 GRANT STREET SUITE 400 DENVER, CO 80203		PC	TRANSFORMING THE LIVES OF FAMILIES IN RURAL/TRIBAL COMMUNITIES	500,000
OXFAM-AMERICA INC 226 CAUSEWAY STREET 5TH FLOOR BOSTON, MA 02114		PC	PEOPLE PROTECTING THEIR ECOSYSTEMS IN THE LOWER MEKONG	370,000
Total ► 3a				136,413,182

Form 990PF Part XV Line 3 - Grants and Contributions Paid During the Year or Approved for Future Payment				
Recipient	If recipient is an individual, show any relationship to any foundation manager or substantial contributor	Foundation status of recipient	Purpose of grant or contribution	Amount
Name and address (home or business)				
a <i>Paid during the year</i>				
OXFAM-AMERICA INC 226 CAUSEWAY STREET 5TH FLOOR BOSTON, MA 02114		PC	COMMUNITY PREPAREDNESS, RAPID RESPONSE AND RECOVERY IN ASIA/PACIFIC ISLANDS	1,100,000
OXFAM-AMERICA INC 226 CAUSEWAY STREET 5TH FLOOR BOSTON, MA 02114		PC	STRENGTHENING COMMUNITY PREPAREDNESS, RAPID RESPONSE AND RECOVERY IN CENTRAL AMERICA	1,260,000
PAINE ART CENTER & GARDENS INC 1410 ALGOMA BOULEVARD OSHKOSH, WI 54901		PC	ARTSCORE PARTNERSHIP	230,000
Total ▶ 3a				136,413,182

Form 990PF Part XV Line 3 - Grants and Contributions Paid During the Year or Approved for Future Payment				
Recipient	If recipient is an individual, show any relationship to any foundation manager or substantial contributor	Foundation status of recipient	Purpose of grant or contribution	Amount
Name and address (home or business)				
a <i>Paid during the year</i>				
PALAMA SETTLEMENT 801 NORTH VINEYARD BOULEVARD HONOLULU, HI 91867		PC	LELAND BLACKFIELD YOUTH ACTIVITY CENTER (IN HONOR OF PAMELA BLACKFIELD)	25,000
PARAPROFESSIONAL HEALTHCARE INSTITUTE INC 400 E FORDHAM ROAD 11TH FLOOR BRONX, NY 10458		PC	QUALITY CARE THROUGH QUALITY JOBS - STRENGTHENING AGING SERVICES IN MN/WI	450,000
PARTNERS FOR SACRED PLACES INC 1700 SANSOM STREET 10TH FLOOR PHILADELPHIA, PA 19103		PC	ENGAGING ARTISTS AND COMMUNITIES TO PRESERVE SCANDINAVIAN HERITAGE CHURCHES	168,000
Total ▶ 3a				136,413,182

Form 990PF Part XV Line 3 - Grants and Contributions Paid During the Year or Approved for Future Payment				
Recipient	If recipient is an individual, show any relationship to any foundation manager or substantial contributor	Foundation status of recipient	Purpose of grant or contribution	Amount
Name and address (home or business)				
a <i>Paid during the year</i>				
PARTNERS IN HEALTH A NONPROFIT CORPORATION 800 BOYLSTON STREET SUITE 1400 BOSTON, MA 021998190		PC	IMPROVING THE LIVES OF WOMEN AND CHILDREN IN CHIAPAS, MEXICO	900,000
PARTNERSHIP WITH NATIVE AMERICANS 16415 ADDISON RD STE 200 ADDISON, TX 75001		PC	TRIBAL DISASTER PREPAREDNESS AND RESPONSE	300,000
PATHPO BOX 900922 SEATTLE, WA 98109		PC	SUSTAINING JAPANESE ENCEPHALITIS VACCINATION PROGRAMS IN LAOS AND CAMBODIA	1,500,000
Total ▶ 3a				136,413,182

Form 990PF Part XV Line 3 - Grants and Contributions Paid During the Year or Approved for Future Payment				
Recipient	If recipient is an individual, show any relationship to any foundation manager or substantial contributor	Foundation status of recipient	Purpose of grant or contribution	Amount
Name and address (home or business)				
a <i>Paid during the year</i>				
PLAN INTERNATIONAL USA INC 155 PLAN WAY WARWICK, RI 028861011		PC	INTEGRATED HEALTH AND EDUCATION SERVICES FOR ADOLESCENTS AND YOUTH IN EL SALVADOR	1,300,000
PLANNED PARENTHOOD MINNESOTA NORTH DAKOTA SOUTH DAKOTA 671 VANDALIA STREET ST PAUL, MN 55114		PC	EDUCATION AND OUTREACH PROGRAM IN NORTH DAKOTA	250,000
PLYMOUTH CHRISTIAN YOUTH CENTER 2210 OLIVER AVENUE NORTH MINNEAPOLIS, MN 55411		PC	CAPRI RENAISSANCE CAMPAIGN BRINGING UP THE LIGHTS ON WEST BROADWAY	500,000
Total ▶ 3a				136,413,182

Form 990PF Part XV Line 3 - Grants and Contributions Paid During the Year or Approved for Future Payment				
Recipient	If recipient is an individual, show any relationship to any foundation manager or substantial contributor	Foundation status of recipient	Purpose of grant or contribution	Amount
Name and address (home or business)				
a <i>Paid during the year</i>				
POPULATION SERVICES INTERNATIONAL 1120 19TH STREET NW SUITE 600 WASHINGTON, DC 20036		PC	INCREASING FAMILY PLANNING SERVICES AMONG ADOLESCENTS AND YOUTH IN NEPAL	1,300,000
PRESBYTERIAN HOMES & SERVICES 2845 N HAMLINE AVENUE ROSEVILLE, MN 55113		PC	MINNESOTA SUPPORT AND SERVICES AT HOME (SASH) MODEL	1,000,000
PROJECT RE-DIRECTYOUTH & FAMILY SERVICES INC 1297 CENTENNIAL AVENUE PISCATAWAY, NJ 08854		PC	EXPANSION OF STEM INITIATIVE AND OTHER ACADEMIC AND SOCIAL SKILLS PROGRAMS	10,000
Total ▶ 3a				136,413,182

Form 990PF Part XV Line 3 - Grants and Contributions Paid During the Year or Approved for Future Payment				
Recipient	If recipient is an individual, show any relationship to any foundation manager or substantial contributor	Foundation status of recipient	Purpose of grant or contribution	Amount
Name and address (home or business)				
a <i>Paid during the year</i>				
PROSPERITY NOW 1200 G STREET NW SUITE 400 WASHINGTON, DC 20005		PC	HELPING VULNERABLE FAMILIES BUY AND STAY IN HOMES	618,750
RARE 1310 NORTH COURTHOUSE ROAD SUITE 110 ARLINGTON, VA 22201		PC	SCALING COMMUNITY-BASED FISHERIES MANAGEMENT IN INDONESIA	300,000
ROCKEFELLER PHILANTHROPY ADVISORS INC 6 WEST 48TH STREET 10TH FLOOR NEW YORK, NY 10036		PC	SUPPORT FOR ARTPLACE AMERICA	2,000,000
Total ▶ 3a				136,413,182

Form 990PF Part XV Line 3 - Grants and Contributions Paid During the Year or Approved for Future Payment				
Recipient	If recipient is an individual, show any relationship to any foundation manager or substantial contributor	Foundation status of recipient	Purpose of grant or contribution	Amount
Name and address (home or business)				
a <i>Paid during the year</i>				
SANFORD HEALTH1305 W 18TH STREET SIOUX FALLS, SD 57105		SO II	BRIDGING THE RURAL HEALTHCARE GAP	313,622
SAVE THE CHILDREN FEDERATION INC 501 KINGS HIGHWAY EAST SUITE 400 FAIRFIELD, CT 06825		PC	NEWBORN HEALTH IN EMERGENCIES AND MANAGEMENT OF ACUTE MALNUTRITION AMONG INFANTS	150,000
SAVE THE CHILDREN FEDERATION INC 501 KINGS HIGHWAY EAST SUITE 400 FAIRFIELD, CT 06825		PC	BUILDING STATE AND VIOAD CAPACITIES TO PROTECT CHILDREN IN EMERGENCIES	443,000
Total ► 3a				136,413,182

Form 990PF Part XV Line 3 - Grants and Contributions Paid During the Year or Approved for Future Payment				
Recipient	If recipient is an individual, show any relationship to any foundation manager or substantial contributor	Foundation status of recipient	Purpose of grant or contribution	Amount
Name and address (home or business)				
a <i>Paid during the year</i>				
SAVE THE CHILDREN FEDERATION INC 501 KINGS HIGHWAY EAST SUITE 400 FAIRFIELD, CT 06825		PC	HEALTHY TRANSITIONS FOR NEPALI YOUTH	2,500,000
SECOND HARVEST HEARTLAND 1140 GERVAIS AVENUE ST PAUL, MN 55109		PC	SUPPORT FOR FOODRX 2 0 PROGRAM	1,100,000
SECRETARIAT DE JEUNESSES MUSICALES INTERNATIONAL SQUARE EUGNE PLASKY 92-94 BOX 13 1030 BRUSSELS BE		PF	SUPPORT FOR ETHNO PROGRAM GLOBAL MUSIC CONNECTIONS	2,000,000
Total ▶ 3a				136,413,182

Form 990PF Part XV Line 3 - Grants and Contributions Paid During the Year or Approved for Future Payment				
Recipient	If recipient is an individual, show any relationship to any foundation manager or substantial contributor	Foundation status of recipient	Purpose of grant or contribution	Amount
Name and address (home or business)				
a <i>Paid during the year</i>				
SEWARD ASSOCIATION FOR THE ADVANCEMENT OF MARINE SCIENCE PO BOX 1329 SEWARD, AK 99664		PC	SEA JOURNEY PROGRAM AND DISCOVERY TIDE POOL CONCEPT DESIGN	77,412
SISTERS WITH PURPOSE INC 1310 PENNSYLVANIA AVENUE BROOKLYN, NY 11239		PC	FOR MENTORING PROGRAM, BOOKS, AND OTHER ACADEMIC SUPPORT SUPPLIES	10,000
SITKA SCHOOL DISTRICT 300 KOSTROMETINOFF STREET SITKA, AK 99835		GOV	ARTS, CULTURE AND TECHNOLOGY INTEGRATION TEACHERS PROGRAM	450,000
Total ► 3a				136,413,182

Form 990PF Part XV Line 3 - Grants and Contributions Paid During the Year or Approved for Future Payment				
Recipient	If recipient is an individual, show any relationship to any foundation manager or substantial contributor	Foundation status of recipient	Purpose of grant or contribution	Amount
Name and address (home or business)				
a <i>Paid during the year</i>				
SOUTH ARTS INC 1800 PEACHTREE STREET NW ATLANTA, GA 30309		PC	SUPPORT FOR CENTRAL APPALACHIAN FOLK ARTS & CULTURE	800,000
STRATIS HEALTH 2901 METRO DRIVE SUITE 400 BLOOMINGTON, MN 554251525		PC	RURAL COMMUNITY-BASED PALLIATIVE CARE	493,000
SUSTAINABLE FISHERIES PARTNERSHIP FOUNDATION 4348 WAIALAE AVENUE 692 HONOLULU, HI 96816		PC	IMPROVING INDONESIAN SMALL-SCALE FISHERIES TOWARD SUSTAINABILITY	200,000
Total ▶ 3a				136,413,182

Form 990PF Part XV Line 3 - Grants and Contributions Paid During the Year or Approved for Future Payment				
Recipient	If recipient is an individual, show any relationship to any foundation manager or substantial contributor	Foundation status of recipient	Purpose of grant or contribution	Amount
Name and address (home or business)				
a <i>Paid during the year</i>				
THE AMERICAN SOCIETY FOR THE PREVENTION OF CRUELTY TO ANIMALS 424 EAST 92ND STREET NEW YORK, NY 10128		PC	ASPCA NORTHERN TIER SHELTER INITIATIVE	1,692,925
THE AMERICAN-SCANDINAVIAN FOUNDATION 58 PARK AVENUE NEW YORK, NY 10016		PC	FELLOWSHIPS & PUBLIC PROGRAM REGRANTS IN THE UPPER MIDWEST REGION	225,000
THE BOARD OF REGENTS OF THE UNIVERSITY OF WISCONSIN SYSTEM UNIVERSITY OF WISCONSIN-MADISON RESEARCH AND SPONSORED PROGRAMS MADISON, WI 537151218		GOV	SUSTAINING SCANDINAVIAN FOLK ARTS IN THE UPPER MIDWEST	268,000
Total ► 3a				136,413,182

Form 990PF Part XV Line 3 - Grants and Contributions Paid During the Year or Approved for Future Payment				
Recipient	If recipient is an individual, show any relationship to any foundation manager or substantial contributor	Foundation status of recipient	Purpose of grant or contribution	Amount
Name and address (home or business)				
a <i>Paid during the year</i>				
THE BOARD OF REGENTS OF THE UNIVERSITY OF WISCONSIN SYSTEM UNIVERSITY OF WISCONSIN-MADISON RESEARCH AND SPONSORED PROGRAMS MADISON, WI 537151218		GOV	ARTS EDUCATION/COMMUNITY ECOSYSTEM PROGRAM	274,940
THE BOARD OF REGENTS OF THE UNIVERSITY OF WISCONSIN SYSTEM UNIVERSITY OF WISCONSIN-MADISON RESEARCH AND SPONSORED PROGRAMS MADISON, WI 537151218		GOV	ARTS INTEGRATION MENOMONIE PROGRAM	288,333
THE BOARD OF REGENTS OF THE UNIVERSITY OF WISCONSIN SYSTEM UNIVERSITY OF WISCONSIN-MADISON RESEARCH AND SPONSORED PROGRAMS MADISON, WI 537151218		GOV	SUPPORT FOR ARTSCORE PROGRAM	370,000
Total ▶ 3a				136,413,182

Form 990PF Part XV Line 3 - Grants and Contributions Paid During the Year or Approved for Future Payment

Recipient	If recipient is an individual, show any relationship to any foundation manager or substantial contributor	Foundation status of recipient	Purpose of grant or contribution	Amount
Name and address (home or business)				
a <i>Paid during the year</i>				
THE BOARD OF REGENTS OF THE UNIVERSITY OF WISCONSIN SYSTEM UNIVERSITY OF WISCONSIN-MADISON RESEARCH AND SPONSORED PROGRAMS MADISON, WI 537151218		GOV	SUPPORT FOR SHELTER MEDICINE PROGRAM	493,112
THE BOARD OF REGENTS OF THE UNIVERSITY OF WISCONSIN SYSTEM UNIVERSITY OF WISCONSIN-MADISON RESEARCH AND SPONSORED PROGRAMS MADISON, WI 537151218		GOV	CREATIVE WORKFORCE SOLUTIONS TO PROMOTE WELLBEING OF RURAL OLDER ADULTS	512,644
THE CARTER CENTER INC 453 FREEDOM PARKWAY ATLANTA, GA 30307		PC	THE ELIMINATION OF THE TRICHIASIS SURGICAL BACKLOG IN AMHARA, ETHIOPIA	2,000,000
Total ▶ 3a				136,413,182

Form 990PF Part XV Line 3 - Grants and Contributions Paid During the Year or Approved for Future Payment				
Recipient	If recipient is an individual, show any relationship to any foundation manager or substantial contributor	Foundation status of recipient	Purpose of grant or contribution	Amount
Name and address (home or business)				
a <i>Paid during the year</i>				
THE CIRI FOUNDATION 3600 SAN JERONIMO DRIVE SUITE 256 ANCHORAGE, AK 99508		PF	INCREASED ALASKA NATIVE ART & CULTURE PROGRAM	168,000
THE CORAL REEF ALLIANCE 1330 BROADWAY OAKLAND, CA 94612		PC	ADVANCING REEF CONSERVATION PRIORITIES IN BALI, INDONESIA	120,000
THE EVERGREEN STATE COLLEGE FOUNDATION 2700 EVERGREEN PARKWAY NW OLYMPIA, WA 98505		PC	EXTENDING THE LONGHOUSE RAFTERS TO NURTURE NATIVE ARTS AND CULTURES	450,000
Total ► 3a				136,413,182

Form 990PF Part XV Line 3 - Grants and Contributions Paid During the Year or Approved for Future Payment				
Recipient	If recipient is an individual, show any relationship to any foundation manager or substantial contributor	Foundation status of recipient	Purpose of grant or contribution	Amount
Name and address (home or business)				
a <i>Paid during the year</i>				
THE FUNDERS' NETWORK FOR SMART GROWTH AND LIVABLE COMMUNITIES INC 6705 SW 57 AVENUE CORAL GABLES, FL 33146		PC	PHILANTHROPIC PREPAREDNESS, RESILIENCY, AND EMERGENCY PARTNERSHIP	435,000
THE MINNEAPOLIS FOUNDATION 80 S 8TH STREET - SUITE 800 MINNEAPOLIS, MN 55402		PC	DEVELOPMENT OF A DONOR ADVISED FUND AT THE MINNEAPOLIS FOUNDATION	6,500,000
THE NATIONAL CENTER FOR MISSING AND EXPLOITED CHILDREN 699 PRINCE STREET ALEXANDRIA, VA 22314		PC	CHILDREN'S DISASTER REUNIFICATION PLAN (CDRP) PILOT PROGRAM	403,168
Total ▶ 3a				136,413,182

Form 990PF Part XV Line 3 - Grants and Contributions Paid During the Year or Approved for Future Payment				
Recipient	If recipient is an individual, show any relationship to any foundation manager or substantial contributor	Foundation status of recipient	Purpose of grant or contribution	Amount
Name and address (home or business)				
a <i>Paid during the year</i>				
THE NOTAH BEGAY III FOUNDATION INC 290 PRAIRIE STAR ROAD SANTA ANA PUEBLO, NM 87004		PC	NATIVE STRONG HEALTHY KIDS, HEALTHY FUTURES	281,250
THE REGENTS OF THE UNIVERSITY OF MINNESOTA OFFICE OF SPONSORED PROJECTS ADMINISTRATION MINNEAPOLIS, MN 55455		GOV	IMPROVING ANIMAL WELFARE IN WILDLIFE REHABILITATION	1,212,191
TWIN CITIES PUBLIC TELEVISION INC 172 FOURTH STREET EAST ST PAUL, MN 55101		PC	TO SUPPORT NEXT AVENUE	10,000
Total ▶ 3a				136,413,182

Form 990PF Part XV Line 3 - Grants and Contributions Paid During the Year or Approved for Future Payment				
Recipient	If recipient is an individual, show any relationship to any foundation manager or substantial contributor	Foundation status of recipient	Purpose of grant or contribution	Amount
Name and address (home or business)				
a <i>Paid during the year</i>				
UNITED STATES FUND FOR UNICEF 10351 SANTA MONICA BOULEVARD LOS ANGELES, CA 90025		PC	LET US LEARN PROJECT	25,000
UNITED STATES FUND FOR UNICEF 125 MAIDEN LANE NEW YORK, NY 10038		PC	UNICEF AND DISASTER RISK REDUCTION A CHILD-CENTERED APPROACH, PHASE II	500,000
UNITED STATES FUND FOR UNICEF 125 MAIDEN LANE NEW YORK, NY 10038		PC	STRENGTHENING SYSTEMS TO INTRODUCE AND SCALE PNEUMOCOCCAL VACCINE IN INDONESIA	3,300,000
Total ▶ 3a				136,413,182

Form 990PF Part XV Line 3 - Grants and Contributions Paid During the Year or Approved for Future Payment				
Recipient	If recipient is an individual, show any relationship to any foundation manager or substantial contributor	Foundation status of recipient	Purpose of grant or contribution	Amount
Name and address (home or business)				
a <i>Paid during the year</i>				
UNIVERSITY OF ALASKA 2025 YUKON DRIVE FAIRBANKS, AK 99775		GOV	UNIVERSITY OF ALASKA ANCHORAGE NORTHERN JOURNEYS PARTNERSHIP	100,000
UNIVERSITY OF ALASKA 2025 YUKON DRIVE FAIRBANKS, AK 99775		GOV	NORTHERN JOURNEYS	200,000
UNIVERSITY OF ALASKA 2025 YUKON DRIVE FAIRBANKS, AK 99775		GOV	SOUTHEAST ALASKA ARTFUL EDUCATORS	320,000
Total ► 3a				136,413,182

Form 990PF Part XV Line 3 - Grants and Contributions Paid During the Year or Approved for Future Payment				
Recipient	If recipient is an individual, show any relationship to any foundation manager or substantial contributor	Foundation status of recipient	Purpose of grant or contribution	Amount
Name and address (home or business)				
a <i>Paid during the year</i>				
UNIVERSITY OF ALASKA 2025 YUKON DRIVE FAIRBANKS, AK 99775		GOV	UNIVERSITY OF ALASKA FAIRBANKS SUSTAINING INDIGENOUS AND LOCAL KNOWLEDGE, ARTS & TEACHING	330,000
UNIVERSITY OF ALASKA 2025 YUKON DRIVE FAIRBANKS, AK 99775		GOV	TO CONTINUE AND BE REMEMBERED PERPETUATING ALASKA NATIVE ARTS	475,000
UNIVERSITY OF ALASKA 2025 YUKON DRIVE FAIRBANKS, AK 99775		GOV	CAPITAL GRANT SUSTAINABLE NATIVE ARTS STUDIOS	950,000
Total ► 3a				136,413,182

Form 990PF Part XV Line 3 - Grants and Contributions Paid During the Year or Approved for Future Payment				
Recipient	If recipient is an individual, show any relationship to any foundation manager or substantial contributor	Foundation status of recipient	Purpose of grant or contribution	Amount
Name and address (home or business)				
a <i>Paid during the year</i>				
UNIVERSITY OF NORTH DAKOTA SCHOOL OF MEDICINE AND HEALTH SCIENCES CENTER FOR RURAL HEALTH GRAND FORKS, ND 582029037		GOV	EXPANDING LONG TERM SERVICES FOR ELDERS OF SPIRIT LAKE NATION THE NATIVE AGING IN PLACE PROJECT	435,000
UNIVERSITY OF SOUTH DAKOTA 414 EAST CLARK STREET VERMILLION, SD 57069		GOV	CONTEMPORARY NATIVE ARTS PROGRAM AT THE UNIVERSITY OF SOUTH DAKOTA	115,000
UNIVERSITY OF ST THOMAS 2115 SUMMIT AVE MAIL AQU221 ST PAUL, MN 55105		PC	SUPPORT TO CREATE AN EMBEDDED CULTURE OF SUSTAINABILITY	172,500
Total ▶ 3a				136,413,182

Form 990PF Part XV Line 3 - Grants and Contributions Paid During the Year or Approved for Future Payment				
Recipient	If recipient is an individual, show any relationship to any foundation manager or substantial contributor	Foundation status of recipient	Purpose of grant or contribution	Amount
Name and address (home or business)				
a <i>Paid during the year</i>				
UPSTREAM USA INC 1630 SAN PABLO AVE SUITE 400 OAKLAND, CA 94612		PC	REDUCING UNPLANNED PREGNANCIES IN WASHINGTON STATE	2,500,000
VESTERHEIM NORWEGIAN-AMERICAN MUSEUM 523 W WATER STREET DECORAH, IA 52101		PC	SUPPORT TO EXPAND VESTERHEIM'S FOLK ART HORIZONS	105,000
VESTERHEIM NORWEGIAN-AMERICAN MUSEUM 523 W WATER STREET DECORAH, IA 52101		PC	CAPITAL GRANT CONNECTING CULTURES THE CAMPAIGN FOR VESTERHEIM	2,000,000
Total ▶ 3a				136,413,182

Form 990PF Part XV Line 3 - Grants and Contributions Paid During the Year or Approved for Future Payment				
Recipient	If recipient is an individual, show any relationship to any foundation manager or substantial contributor	Foundation status of recipient	Purpose of grant or contribution	Amount
Name and address (home or business)				
a <i>Paid during the year</i>				
WATERAID AMERICA INC 233 BROADWAY NEW YORK, NY 10279		PC	DISASTER PREPAREDNESS EFFORTS TO SUPPORT VULNERABLE COMMUNITIES IN BURKINA FASO	650,000
WEST VIRGINIA PUBLIC BROADCASTING FOUNDATION INC 600 CAPITOL ST CHARLESTON, WV 25301		PC	INSIDE APPALACHIA ENGAGING A NEW GENERATION IN APPALACHIAN FOLK LIFE AND CULTURE	260,000
WILDLIFE CONSERVATION SOCIETY 2300 SOUTHERN BOULEVARD BRONX, NY 10460		PC	AMAZON WATERS DEVELOPING A ROADMAP FOR CONSERVATION IMPLEMENTATION	200,000
Total ▶ 3a				136,413,182

Form 990PF Part XV Line 3 - Grants and Contributions Paid During the Year or Approved for Future Payment				
Recipient	If recipient is an individual, show any relationship to any foundation manager or substantial contributor	Foundation status of recipient	Purpose of grant or contribution	Amount
Name and address (home or business)				
a <i>Paid during the year</i>				
WILDLIFE CONSERVATION SOCIETY 2300 SOUTHERN BOULEVARD BRONX, NY 10460		PC	IMPROVING MARINE PROTECTED AREAS AND SUSTAINABLE FISHERIES MANAGEMENT IN INDONESIA	500,000
WILDLIFE CONSERVATION SOCIETY 2300 SOUTHERN BOULEVARD BRONX, NY 10460		PC	MULTI-SCALED CONSERVATION IN THE LOWER MEKONG AND AYEYARWADY RIVER BASINS	1,000,000
WOODLAND PARK ZOOLOGICAL SOCIETY 5500 PHINNEY AVENUE NORTH SEATTLE, WA 98103		PC	AMBASSADOR ANIMAL INITIATIVE, PHASE 2	505,600
Total ▶ 3a				136,413,182

Form 990PF Part XV Line 3 - Grants and Contributions Paid During the Year or Approved for Future Payment				
Recipient	If recipient is an individual, show any relationship to any foundation manager or substantial contributor	Foundation status of recipient	Purpose of grant or contribution	Amount
Name and address (home or business)				
a <i>Paid during the year</i>				
WOODLAND PARK ZOOLOGICAL SOCIETY 5500 PHINNEY AVENUE NORTH SEATTLE, WA 98103		PC	THE EMPATHY PROJECT	604,867
WORLD VISION INC 34834 WEYERHAEUSER WAY SOUTH FEDERAL WAY, WA 98001		PC	ECO-AGRICULTURE IN THE AFRICAN SAHEL	500,000
WORLD WILDLIFE FUND INC 1250 24TH STREET NW WASHINGTON, DC 200371193		PC	CONSERVING FORESTS IN PAPUA, INDONESIA THROUGH COMMUNITY-BASED MANAGEMENT	500,000
Total ▶ 3a				136,413,182

Form 990PF Part XV Line 3 - Grants and Contributions Paid During the Year or Approved for Future Payment				
Recipient	If recipient is an individual, show any relationship to any foundation manager or substantial contributor	Foundation status of recipient	Purpose of grant or contribution	Amount
Name and address (home or business)				
a <i>Paid during the year</i>				
WORLD WILDLIFE FUND INC 1250 24TH STREET NW WASHINGTON, DC 200371193		PC	MONITORING, EVALUATION, LEARNING FOR COMMUNITY-BASED NATURAL RESOURCE MGMT	500,000
WORLD WILDLIFE FUND INC 1250 24TH STREET NW WASHINGTON, DC 200371193		PC	PROMOTING SELF-SUSTAINING GRASSLAND COMMUNITIES ENGAGING LAND MANAGERS IN CONSERVATION	1,087,500
WORLD WILDLIFE FUND INC 1250 24TH STREET NW WASHINGTON, DC 200371193		PC	COMMUNITY-BASED FOREST MANAGEMENT IN PAPUA, INDONESIA	1,150,000
Total ▶ 3a				136,413,182

Form 990PF Part XV Line 3 - Grants and Contributions Paid During the Year or Approved for Future Payment				
Recipient	If recipient is an individual, show any relationship to any foundation manager or substantial contributor	Foundation status of recipient	Purpose of grant or contribution	Amount
Name and address (home or business)				
a <i>Paid during the year</i>				
WORLD WILDLIFE FUND INC 1250 24TH STREET NW WASHINGTON, DC 200371193		PC	PERU'S NATURAL LEGACY SECURING THE FUTURE OF PERU'S PROTECTED AREAS	2,000,000
WORLD WILDLIFE FUND INC 1250 24TH STREET NW WASHINGTON, DC 200371193		PC	COMMUNITY-BASED COASTAL ECOSYSTEM MANAGEMENT IN INDONESIA AND NORTHERN MOZAMBIQUE CHANNEL	3,100,000
YALE UNIVERSITY 409 PROSPECT STREET NEW HAVEN, CT 06511		PC	TUITION ASSISTANCE FOR STUDENTS IN NEED TO ACQUIRE THEOLOGICAL EDUCATION AT THE YALE DIVINITY SCHOOL	10,000
Total ▶ 3a				136,413,182

Form 990PF Part XV Line 3 - Grants and Contributions Paid During the Year or Approved for Future Payment				
Recipient	If recipient is an individual, show any relationship to any foundation manager or substantial contributor	Foundation status of recipient	Purpose of grant or contribution	Amount
Name and address (home or business)				
a <i>Paid during the year</i>				
ZOOLOGICAL SOCIETY OF MILWAUKEE COUNTY INC 10005 W BLUEMOUND RD MILWAUKEE, WI 53226		PC	ANIMAL CONNECTIONS CONTINUUM	115,023
COAST MOUNTAIN COLLEGE 5331 MCCONNELL AVENUE TERRACE, BRITISH COLUMBIA CA		PC	FREDA DIESING SCHOOL OF NORTHWEST COAST ART - SUCCESSION AND EXPANSION	260,000
FIRST PEOPLES' HERITAGE LANGUAGE & CULTURE COUNCIL 1A BOAT RAMP ROAD BRENTWOOD BAY, BRITISH COLUMBIA CA		PC	FIRST PEOPLES' ARTS PROGRAMS	180,000
Total ▶ 3a				136,413,182

Form 990PF Part XV Line 3 - Grants and Contributions Paid During the Year or Approved for Future Payment				
Recipient	If recipient is an individual, show any relationship to any foundation manager or substantial contributor	Foundation status of recipient	Purpose of grant or contribution	Amount
Name and address (home or business)				
a <i>Paid during the year</i>				
TIDES CANADA FOUNDATION SUITE 400 163 HASTINGS STREET WEST VANCOUVER, BRITISH COLUMBIA CA		PC	CAPACITY FOR CONSERVATION	750,000
ALZHEIMERS DISEASE AND RELATED DISORDERS ASSOCIATION INC 225 N MICHIGAN AVENUE CHICAGO, IL 60601		PC	EMPLOYEE MATCHING GRANT	3,500
AMERICAN CANCER SOCIETY INC NATIONAL HOME OFFICE ATLANTA, GA 30303		PC	EMPLOYEE MATCHING GRANT AND OTHER OPERATING SUPPORT	400
Total ▶ 3a				136,413,182

Form 990PF Part XV Line 3 - Grants and Contributions Paid During the Year or Approved for Future Payment				
Recipient	If recipient is an individual, show any relationship to any foundation manager or substantial contributor	Foundation status of recipient	Purpose of grant or contribution	Amount
Name and address (home or business)				
a <i>Paid during the year</i>				
AMERICAN CIVIL LIBERTIES UNION OF MINNESOTA FOUNDATION 2828 UNIVERSITY AVENUE SE MINNEAPOLIS, MN 55414		PC	EMPLOYEE MATCHING GRANT	600
AMERICAN HEART ASSOCIATION 7272 GREENVILLE AVENUE DALLAS, TX 75231		PC	EMPLOYEE MATCHING GRANT AND OTHER OPERATING SUPPORT	700
AMERICAN LUNG ASSOCIATION 55 WACKER DR CHICAGO, IL 60601		PC	EMPLOYEE MATCHING GRANT	1,000
Total ► 3a				136,413,182

Form 990PF Part XV Line 3 - Grants and Contributions Paid During the Year or Approved for Future Payment				
Recipient	If recipient is an individual, show any relationship to any foundation manager or substantial contributor	Foundation status of recipient	Purpose of grant or contribution	Amount
Name and address (home or business)				
a <i>Paid during the year</i>				
AMERICAN NATIONAL RED CROSS 431 18TH STREET NW WASHINGTON, DC 20006		PC	EMPLOYEE MATCHING GRANT	2,000
AMERICAN REFUGEE COMMITTEE 615 FIRST AVENUE NE SUITE 500 MINNEAPOLIS, MN 55413		PC	EMPLOYEE MATCHING GRANT	1,620
AMERICAN SWEDISH INSTITUTE 2600 PARK AVENUE MINNEAPOLIS, MN 55407		PC	EMPLOYEE MATCHING GRANT	150
Total ► 3a				136,413,182

Form 990PF Part XV Line 3 - Grants and Contributions Paid During the Year or Approved for Future Payment				
Recipient	If recipient is an individual, show any relationship to any foundation manager or substantial contributor	Foundation status of recipient	Purpose of grant or contribution	Amount
Name and address (home or business)				
a <i>Paid during the year</i>				
AMHERST H WILDER FOUNDATION 451 N LEXINGTON PKWY ST PAUL, MN 55104		PC	EMPLOYEE MATCHING GRANT	1,500
AMYOTROPHIC LATERAL SCLEROSIS ASSOCIATION MINNESOTA NORTH DAKOTA SOUTH DA 333 N WASHINGTON AVENUE SUITE 105 MINNEAPOLIS, MN 55401		PC	EMPLOYEE MATCHING GRANT	6,450
ANGEL FOUNDATION 1155 CENTRE POINTE DRIVE MENDOTA HEIGHTS, MN 55120		PC	EMPLOYEE MATCHING GRANT	2,250
Total ▶ 3a				136,413,182

Form 990PF Part XV Line 3 - Grants and Contributions Paid During the Year or Approved for Future Payment				
Recipient	If recipient is an individual, show any relationship to any foundation manager or substantial contributor	Foundation status of recipient	Purpose of grant or contribution	Amount
Name and address (home or business)				
a <i>Paid during the year</i>				
ANIMAL HUMANE SOCIETY 845 MEADOW LANE N GOLDEN VALLEY, MN 55422		PC	EMPLOYEE MATCHING GRANT	1,125
ANN BANCROFT FOUNDATION 211 N 1ST STREET 480 MINNEAPOLIS, MN 55401		PC	EMPLOYEE MATCHING GRANT	300
ANOKA RAMSEY ATHLETIC ASSOCIATION INC PO BOX 265 ANOKA, MN 55303		PC	EMPLOYEE MATCHING GRANT	2,100
Total ▶ 3a				136,413,182

Form 990PF Part XV Line 3 - Grants and Contributions Paid During the Year or Approved for Future Payment				
Recipient	If recipient is an individual, show any relationship to any foundation manager or substantial contributor	Foundation status of recipient	Purpose of grant or contribution	Amount
Name and address (home or business)				
a <i>Paid during the year</i>				
ART SHANTY PROJECTSPO BOX 18684 MINNEAPOLIS, MN 55418		PC	EMPLOYEE MATCHING GRANT	300
AVENUES FOR HOMELESS YOUTH 1708 OAK PARK AVE N MINNEAPOLIS, MN 55411		PC	EMPLOYEE MATCHING GRANT	4,638
BEGINNERS MIND CHESS PO BOX 161632 DULUTH, MN 55806		PC	EMPLOYEE MATCHING GRANT	3,000
Total ▶ 3a				136,413,182

Form 990PF Part XV Line 3 - Grants and Contributions Paid During the Year or Approved for Future Payment				
Recipient	If recipient is an individual, show any relationship to any foundation manager or substantial contributor	Foundation status of recipient	Purpose of grant or contribution	Amount
Name and address (home or business)				
a <i>Paid during the year</i>				
BELOIT COLLEGE700 COLLEGE STREET BELOIT, WI 53511		PC	EMPLOYEE MATCHING GRANT	1,000
BENILDE ST MARGARETS HIGH SCHOOL 2501 HIGHWAY 100 SOUTH ST LOUIS PARK, MN 55416		PC	EMPLOYEE MATCHING GRANT	750
BEREA COLLEGECPD 2096 BEREA, KY 40404		PC	EMPLOYEE MATCHING GRANT	3,016
Total ▶ 3a				136,413,182

Form 990PF Part XV Line 3 - Grants and Contributions Paid During the Year or Approved for Future Payment				
Recipient	If recipient is an individual, show any relationship to any foundation manager or substantial contributor	Foundation status of recipient	Purpose of grant or contribution	Amount
Name and address (home or business)				
a <i>Paid during the year</i>				
BISHOP RYAN CATHOLIC SCHOOL 316 11TH AVENUE NORTHWEST MINOT, ND 58703		PC	EMPLOYEE MATCHING GRANT	500
BOY SCOUTS OF AMERICA NORTHERN STAR COUNCIL 393 MARSHALL AVENUE ST PAUL, MN 55102		PC	EMPLOYEE MATCHING GRANT	255
BOYS & GIRLS CLUBS OF MONTEREY COUNTY 1332 LA SALLE SEASIDE, CA 93955		PC	OTHER OPERATING SUPPORT	5,000
Total ▶ 3a				136,413,182

Form 990PF Part XV Line 3 - Grants and Contributions Paid During the Year or Approved for Future Payment				
Recipient	If recipient is an individual, show any relationship to any foundation manager or substantial contributor	Foundation status of recipient	Purpose of grant or contribution	Amount
Name and address (home or business)				
a <i>Paid during the year</i>				
BRIDGES FOR PEACE INC PO BOX 410037 MELBOURNE, FL 32941		PC	EMPLOYEE MATCHING GRANT	2,400
CAMP FIRE MINNESOTA 4829 MINNETONKA BLVD - SUITE 202 ST LOUIS PARK, MN 55416		PC	EMPLOYEE MATCHING GRANT AND OTHER OPERATING SUPPORT	4,429
CARINGBRIDGE 2750 BLUE WATER ROAD SUITE 275 EAGAN, MN 55121		PC	EMPLOYEE MATCHING GRANT	525
Total ▶ 3a				136,413,182

Form 990PF Part XV Line 3 - Grants and Contributions Paid During the Year or Approved for Future Payment				
Recipient	If recipient is an individual, show any relationship to any foundation manager or substantial contributor	Foundation status of recipient	Purpose of grant or contribution	Amount
Name and address (home or business)				
a <i>Paid during the year</i>				
CATHOLIC CHARITIES USA 2050 BALLENGER AVENUE SUITE 400 ALEXANDRIA, VA 22314		PC	EMPLOYEE MATCHING GRANT	750
CEDAR LAKE CONSERVATION CLUB PO BOX 192 ANNANDALE, MN 55302		PC	OTHER OPERATING SUPPORT	10,500
CENTER FOR INVESTIGATIVE REPORTING INC 1400 65TH STREET SUITE 200 EMERYVILLE, CA 94608		PC	EMPLOYEE MATCHING GRANT	1,000
Total ▶ 3a				136,413,182

Form 990PF Part XV Line 3 - Grants and Contributions Paid During the Year or Approved for Future Payment				
Recipient	If recipient is an individual, show any relationship to any foundation manager or substantial contributor	Foundation status of recipient	Purpose of grant or contribution	Amount
Name and address (home or business)				
a <i>Paid during the year</i>				
CENTER FOR PUBLIC INTEGRITY 910 17TH STREET NW 7TH FLOOR WASHINGTON, DC 20006		PC	EMPLOYEE MATCHING GRANT	1,030
CENTER FOR VICTIMS OF TORTURE 2356 UNIVERSITY AVE W 430 SAINT PAUL, MN 55114		PC	EMPLOYEE MATCHING GRANT	150
CHAINBREAKER 2334 UNIVERSITY AVENUE WEST ST PAUL, MN 55114		PC	EMPLOYEE MATCHING GRANT	150
Total ▶ 3a				136,413,182

Form 990PF Part XV Line 3 - Grants and Contributions Paid During the Year or Approved for Future Payment				
Recipient	If recipient is an individual, show any relationship to any foundation manager or substantial contributor	Foundation status of recipient	Purpose of grant or contribution	Amount
Name and address (home or business)				
a <i>Paid during the year</i>				
CHILDREN'S HEALTH CARE FOUNDATION 5901 LINCOLN DRIVE EDINA, MN 55436		PC	EMPLOYEE MATCHING GRANT	675
CHRIST PRESBYTERIAN CHURCH 6901 NORMANDALE ROAD EDINA, MN 55435		PC	EMPLOYEE MATCHING GRANT	9,360
CHRIST THE KING CHURCH 5029 ZENITH AVENUE SOUTH MINNEAPOLIS, MN 55410		PC	EMPLOYEE MATCHING GRANT	1,800
Total ▶ 3a				136,413,182

Form 990PF Part XV Line 3 - Grants and Contributions Paid During the Year or Approved for Future Payment				
Recipient	If recipient is an individual, show any relationship to any foundation manager or substantial contributor	Foundation status of recipient	Purpose of grant or contribution	Amount
Name and address (home or business)				
a <i>Paid during the year</i>				
CHURCH OF ST JOAN OF ARC 4537 3RD AVENUE SOUTH MINNEAPOLIS, MN 55414		PC	EMPLOYEE MATCHING GRANT	5,940
COALITION FOR ANIMAL RESPONSE AND RESCUE MISSOURI PO BOX 101 HOLDEN, MO 64040		PC	EMPLOYEE MATCHING GRANT	400
COLLEGE MENTORS FOR KIDS INC 212 WEST 10TH STREET INDIANAPOLIS, IN 46202		PC	OTHER OPERATING SUPPORT	10,000
Total ▶ 3a				136,413,182

Form 990PF Part XV Line 3 - Grants and Contributions Paid During the Year or Approved for Future Payment				
Recipient	If recipient is an individual, show any relationship to any foundation manager or substantial contributor	Foundation status of recipient	Purpose of grant or contribution	Amount
Name and address (home or business)				
a <i>Paid during the year</i>				
COLLEGE NOW GREATER CLEVELAND INC 50 PUBLIC SQUARE SUITE 1800 CLEVELAND, OH 44113		PC	OTHER OPERATING SUPPORT	25,000
COLLEGE OF ST BENEDICT 37 SOUTH COLLEGE AVENUE ST JOSEPH, MN 56374		PC	EMPLOYEE MATCHING GRANT	750
COMMON HOPE 1400 ENERGY PARK DR STE 23 ST PAUL, MN 55108		PC	EMPLOYEE MATCHING GRANT	4,806
Total ▶ 3a				136,413,182

Form 990PF Part XV Line 3 - Grants and Contributions Paid During the Year or Approved for Future Payment				
Recipient	If recipient is an individual, show any relationship to any foundation manager or substantial contributor	Foundation status of recipient	Purpose of grant or contribution	Amount
Name and address (home or business)				
a <i>Paid during the year</i>				
COMMONBOND COMMUNITIES 1080 MONTREAL AVENUE ST PAUL, MN 55116		PC	EMPLOYEE MATCHING GRANT	1,500
COMO COMMUNITY COUNCIL -DISTRICT 10 1224 LEXINGTON PKWY N SAINT PAUL, MN 55103		PC	EMPLOYEE MATCHING GRANT	1,500
COMO PARK LIVING AT HOME BLOCK NURSE PROGRAM 1376 HOYT AVE W ST PAUL, MN 55108		PC	EMPLOYEE MATCHING GRANT	2,250
Total ▶ 3a				136,413,182

Form 990PF Part XV Line 3 - Grants and Contributions Paid During the Year or Approved for Future Payment				
Recipient	If recipient is an individual, show any relationship to any foundation manager or substantial contributor	Foundation status of recipient	Purpose of grant or contribution	Amount
Name and address (home or business)				
a <i>Paid during the year</i>				
COMPAS INC75 5TH STREET W ST PAUL, MN 55102		PC	EMPLOYEE MATCHING GRANT	750
COMUNIDADES LATINAS UNIDAS EN SERVICIO INC 797 7TH ST E ST PAUL, MN 55106		PC	EMPLOYEE MATCHING GRANT	300
CONSERVATIVE BAPTIST FOREIGN MISSION SOCIETY DBA WORLDVENTURE 20 INVERNESS PLACE EAST ENGLEWOOD, CO 801125622		PC	EMPLOYEE MATCHING GRANT	4,800
Total ▶ 3a				136,413,182

Form 990PF Part XV Line 3 - Grants and Contributions Paid During the Year or Approved for Future Payment				
Recipient	If recipient is an individual, show any relationship to any foundation manager or substantial contributor	Foundation status of recipient	Purpose of grant or contribution	Amount
Name and address (home or business)				
a <i>Paid during the year</i>				
COTTAGEWOOD COMMUNITY FOUNDATION 20280 COTTAGEWOOD AVENUE DEEPHAVEN, MN 55331		PC	EMPLOYEE MATCHING GRANT	750
COUNCIL ON AMERICAN-ISLAMIC RELATIONS 2021 E HENNEPIN AVENUE SUITE 402 MINNEAPOLIS, MN 55413		PC	EMPLOYEE MATCHING GRANT	930
CYCLING MUSEUM OF MINNESOTA PO BOX 580201 MINNEAPOLIS, MN 55458		PC	EMPLOYEE MATCHING GRANT	3,000
Total ▶ 3a				136,413,182

Form 990PF Part XV Line 3 - Grants and Contributions Paid During the Year or Approved for Future Payment				
Recipient	If recipient is an individual, show any relationship to any foundation manager or substantial contributor	Foundation status of recipient	Purpose of grant or contribution	Amount
Name and address (home or business)				
a <i>Paid during the year</i>				
DAKOTA WESLEYAN UNIVERSITY 1200 WEST UNIVERSITY AVENUE MITCHELL, SD 57301		PC	EMPLOYEE MATCHING GRANT	300
DAKOTA WICOHAN 230 WEST 2ND STREET MORTON, MN 56270		PC	EMPLOYEE MATCHING GRANT	1,008
DETROIT CHAMBER WINDS AND STRINGS 24901 NORTHWESTERN HWY SOUTHFIELD, MI 48075		PC	EMPLOYEE MATCHING GRANT	3,000
Total ▶ 3a				136,413,182

Form 990PF Part XV Line 3 - Grants and Contributions Paid During the Year or Approved for Future Payment				
Recipient	If recipient is an individual, show any relationship to any foundation manager or substantial contributor	Foundation status of recipient	Purpose of grant or contribution	Amount
Name and address (home or business)				
a <i>Paid during the year</i>				
DHYANA MANDIRAM DBA THE MEDITATION CENTER 631 UNIVERSITY AVE NE MINNEAPOLIS, MN 55413		PC	EMPLOYEE MATCHING GRANT	3,750
DOWN SYNDROME ASSOCIATION OF MINNESOTA 656 TRANSFER ROAD ST PAUL, MN 55114		PC	EMPLOYEE MATCHING GRANT	300
DRESSEMBERPO BOX 1092 ASHLAND, OR 97520		PC	EMPLOYEE MATCHING GRANT	206
Total ▶ 3a				136,413,182

Form 990PF Part XV Line 3 - Grants and Contributions Paid During the Year or Approved for Future Payment				
Recipient	If recipient is an individual, show any relationship to any foundation manager or substantial contributor	Foundation status of recipient	Purpose of grant or contribution	Amount
Name and address (home or business)				
a <i>Paid during the year</i>				
DUCKS UNLIMITED INC ONE WATERFOWL WAY MEMPHIS, TN 381202351		PC	EMPLOYEE MATCHING GRANT	9,105
EARLHAM COLLEGE 801 NATIONAL ROAD W RICHMOND, IN 47374		PC	EMPLOYEE MATCHING GRANT	100
ECHO FOUNDATION 3430 MCMANUS AVENUE CULVER CITY, CA 90232		PC	OTHER OPERATING SUPPORT	5,000
Total ▶ 3a				136,413,182

Form 990PF Part XV Line 3 - Grants and Contributions Paid During the Year or Approved for Future Payment				
Recipient	If recipient is an individual, show any relationship to any foundation manager or substantial contributor	Foundation status of recipient	Purpose of grant or contribution	Amount
Name and address (home or business)				
a <i>Paid during the year</i>				
EDINA EDUCATION FUND 5701 NORMANDALE ROAD SUITE 336 EDINA, MN 55424		PC	EMPLOYEE MATCHING GRANT	600
EMPOWER - EMERGING MARKETS FOUNDATION 111 JOHN STREET NEW YORK, NY 10038		PC	EMPLOYEE MATCHING GRANT	1,000
ENVIRONMENT HAWAII 190 KEAWE ST SUITE 29 HILO, HI 96720		PC	EMPLOYEE MATCHING GRANT	130
Total ▶ 3a				136,413,182

Form 990PF Part XV Line 3 - Grants and Contributions Paid During the Year or Approved for Future Payment				
Recipient	If recipient is an individual, show any relationship to any foundation manager or substantial contributor	Foundation status of recipient	Purpose of grant or contribution	Amount
Name and address (home or business)				
a <i>Paid during the year</i>				
ENVIRONMENTAL INITIATIVE 211 N 1ST ST SUITE 250 MINNEAPOLIS, MN 55401		PC	EMPLOYEE MATCHING GRANT	4,755
EQUAL JUSTICE INITIATIVE 122 COMMERCE ST MONTGOMERY, AL 36104		PC	EMPLOYEE MATCHING GRANT	140
EXCELSIOR ELEMENTARY PTO INC PO BOX 621 EXCELSIOR, MN 55331		PC	EMPLOYEE MATCHING GRANT	900
Total ▶ 3a				136,413,182

Form 990PF Part XV Line 3 - Grants and Contributions Paid During the Year or Approved for Future Payment				
Recipient	If recipient is an individual, show any relationship to any foundation manager or substantial contributor	Foundation status of recipient	Purpose of grant or contribution	Amount
Name and address (home or business)				
a <i>Paid during the year</i>				
FAMILY TREE CLINIC1619 DAYTON AVE ST PAUL, MN 55104		PC	EMPLOYEE MATCHING GRANT	75
FEED MY STARVING CHILDREN 401 93RD AVENUE NORTHWEST COON RAPIDS, MN 55433		PC	EMPLOYEE MATCHING GRANT	2,475
FELINE RESCUE INC 593 FAIRVIEW AVENUE NORTH SAINT PAUL, MN 55104		PC	EMPLOYEE MATCHING GRANT	600
Total ▶ 3a				136,413,182

Form 990PF Part XV Line 3 - Grants and Contributions Paid During the Year or Approved for Future Payment				
Recipient	If recipient is an individual, show any relationship to any foundation manager or substantial contributor	Foundation status of recipient	Purpose of grant or contribution	Amount
Name and address (home or business)				
a <i>Paid during the year</i>				
FIRST EVANGELICAL FREE CHURCH 5150 CHICAGO AVENUE MINNEAPOLIS, MN 55417		PC	EMPLOYEE MATCHING GRANT	3,600
FIRST UNITARIAN SOCIETY OF MINNEAPOLIS 900 MT CURVE AVE MINNEAPOLIS, MN 55403		PC	EMPLOYEE MATCHING GRANT	26,550
FIXNATION INC 7680 CLYBOURN AVENUE LOS ANGELES, CA 91352		PC	EMPLOYEE MATCHING GRANT	50
Total ▶ 3a				136,413,182

Form 990PF Part XV Line 3 - Grants and Contributions Paid During the Year or Approved for Future Payment				
Recipient	If recipient is an individual, show any relationship to any foundation manager or substantial contributor	Foundation status of recipient	Purpose of grant or contribution	Amount
Name and address (home or business)				
a <i>Paid during the year</i>				
FRACTURED ATLAS PRODUCTIONS INC 248 WEST 35TH STREET NEW YORK, NY 10001		PC	EMPLOYEE MATCHING GRANT	2,487
FREE-DAPTIVE DIVERS 10725 SETTLERS LN HANOVER, MN 55341		PC	EMPLOYEE MATCHING GRANT	105
FRESH ENERGY 408 ST PETER ST - STE 220 ST PAUL, MN 55102		PC	EMPLOYEE MATCHING GRANT	1,500
Total ► 3a				136,413,182

Form 990PF Part XV Line 3 - Grants and Contributions Paid During the Year or Approved for Future Payment				
Recipient	If recipient is an individual, show any relationship to any foundation manager or substantial contributor	Foundation status of recipient	Purpose of grant or contribution	Amount
Name and address (home or business)				
a <i>Paid during the year</i>				
FRIENDS OF THE MINNESOTA ORCHESTRA 1111 NICOLLET MALL MINNEAPOLIS, MN 55403		PC	EMPLOYEE MATCHING GRANT	630
FROGTOWN GARDENS 941 LAFOND AVENUE ST PAUL, MN 55104		PC	EMPLOYEE MATCHING GRANT	1,800
GIGI'S PLAYHOUSE INC 4740 PARK GLEN ROAD ST LOUIS PARK, MN 55416		PC	EMPLOYEE MATCHING GRANT	3,450
Total ▶ 3a				136,413,182

Form 990PF Part XV Line 3 - Grants and Contributions Paid During the Year or Approved for Future Payment				
Recipient	If recipient is an individual, show any relationship to any foundation manager or substantial contributor	Foundation status of recipient	Purpose of grant or contribution	Amount
Name and address (home or business)				
a <i>Paid during the year</i>				
GIRL SCOUTS OF MINNESOTA AND WISCONSIN RIVER VALLEYS INC 400 ROBERT STREET SOUTH SAINT PAUL, MN 55107		PC	EMPLOYEE MATCHING GRANT	750
GIRLS ON THE RUN TWIN CITIES INC 3433 BROADWAY STREET NE MINNEAPOLIS, MN 55413		PC	EMPLOYEE MATCHING GRANT	150
GLOBAL MINNESOTA 1901 UNIVERSITY AVENUE SE MINNEAPOLIS, MN 55414		PC	EMPLOYEE MATCHING GRANT	300
Total ▶ 3a				136,413,182

Form 990PF Part XV Line 3 - Grants and Contributions Paid During the Year or Approved for Future Payment				
Recipient	If recipient is an individual, show any relationship to any foundation manager or substantial contributor	Foundation status of recipient	Purpose of grant or contribution	Amount
Name and address (home or business)				
a <i>Paid during the year</i>				
GRAYWOLF PRESS 250 THIRD AVENUE NORTH SUITE 600 MINNEAPOLIS, MN 55401		PC	EMPLOYEE MATCHING GRANT	75
GREAT LAKES MUSEUM OF SCIENCE ENVIRONMENT AND TECHNOLOGY 601 ERIESIDE AVENUE CLEVELAND, OH 44114		PC	OTHER OPERATING SUPPORT	25,000
GREAT PLAINS INSTITUTE FOR SUSTAINABLE DEVELOPMENT 2801 21ST AVENUE SOUTH MINNEAPOLIS, MN 55407		PC	EMPLOYEE MATCHING GRANT	5,700
Total ▶ 3a				136,413,182

Form 990PF Part XV Line 3 - Grants and Contributions Paid During the Year or Approved for Future Payment				
Recipient	If recipient is an individual, show any relationship to any foundation manager or substantial contributor	Foundation status of recipient	Purpose of grant or contribution	Amount
Name and address (home or business)				
a <i>Paid during the year</i>				
GREATER TWIN CITIES UNITED WAY 404 SOUTH EIGHTH STREET MINNEAPOLIS, MN 55404		PC	EMPLOYEE MATCHING GRANT	3,000
GUARDIAN ANGELS HEALTH SERVICES INC 400 EVANS AVE NW ELK RIVER, MN 55330		PC	EMPLOYEE MATCHING GRANT	225
GUILD INCORPORATED 130 SOUTH WABASHA STREET ST PAUL, MN 55107		PC	EMPLOYEE MATCHING GRANT	3,000
Total ► 3a				136,413,182

Form 990PF Part XV Line 3 - Grants and Contributions Paid During the Year or Approved for Future Payment				
Recipient	If recipient is an individual, show any relationship to any foundation manager or substantial contributor	Foundation status of recipient	Purpose of grant or contribution	Amount
Name and address (home or business)				
a <i>Paid during the year</i>				
GUSTAVUS ADOLPHUS COLLEGE 800 W COLLEGE AVENUE ST PETER, MN 56082		PC	OTHER OPERATING SUPPORT	24,850
HABITAT FOR HUMANITY METROWEST- GREATER WORCESTER INC 11 DISTRIBUTOR ROAD WORCESTER, MA 01605		PC	EMPLOYEE MATCHING GRANT	102
HAITIAN AMERICAN CAUCUS-HAITI INC 21415 113TH AVENUE QUEENS VLG, NY 11429		PC	EMPLOYEE MATCHING GRANT	900
Total ► 3a				136,413,182

Form 990PF Part XV Line 3 - Grants and Contributions Paid During the Year or Approved for Future Payment				
Recipient	If recipient is an individual, show any relationship to any foundation manager or substantial contributor	Foundation status of recipient	Purpose of grant or contribution	Amount
Name and address (home or business)				
a <i>Paid during the year</i>				
HANOVER PARENT TEACHER ORGANIZATION INC 274 LEBEAUX AVENUE HANOVER, MN 55341		PC	EMPLOYEE MATCHING GRANT	1,725
HEARTLAND RANCH INC 185 HIGHWAY 9 NE BENSON, MN 56215		PC	EMPLOYEE MATCHING GRANT	1,500
HELPING PAWS OF MINNESOTA INC PO BOX 634 HOPKINS, MN 55343		PC	EMPLOYEE MATCHING GRANT	300
Total ▶ 3a				136,413,182

Form 990PF Part XV Line 3 - Grants and Contributions Paid During the Year or Approved for Future Payment				
Recipient	If recipient is an individual, show any relationship to any foundation manager or substantial contributor	Foundation status of recipient	Purpose of grant or contribution	Amount
Name and address (home or business)				
a <i>Paid during the year</i>				
HENNEPIN HISTORY MUSEUM 2303 3RD AVE S MINNEAPOLIS, MN 55404		PC	EMPLOYEE MATCHING GRANT	150
HIAS INC1300 SPRING STREET SILVER SPRING, MD 20910		PC	EMPLOYEE MATCHING GRANT	80
HIBBING COLLEGE FOUNDATION 1515 E 25TH ST HIBBING, MN 55746		PC	EMPLOYEE MATCHING GRANT	75
Total ▶ 3a				136,413,182

Form 990PF Part XV Line 3 - Grants and Contributions Paid During the Year or Approved for Future Payment				
Recipient	If recipient is an individual, show any relationship to any foundation manager or substantial contributor	Foundation status of recipient	Purpose of grant or contribution	Amount
Name and address (home or business)				
a <i>Paid during the year</i>				
HISPANIC FEDERATION 55 EXCHANGE PLACE NEW YORK, NY 10005		PC	EMPLOYEE MATCHING GRANT	50
HISTORICAL AND CULTURAL SOCIETY OF CLAY COUNTY 202 FIRST AVENUE NORTH MOORHEAD, MN 565601985		PC	EMPLOYEE MATCHING GRANT	75
HOMES FOR OUR TROOPS 6 MAIN STREET TAUNTON, MA 02780		PC	EMPLOYEE MATCHING GRANT	1,000
Total ▶ 3a				136,413,182

Form 990PF Part XV Line 3 - Grants and Contributions Paid During the Year or Approved for Future Payment				
Recipient	If recipient is an individual, show any relationship to any foundation manager or substantial contributor	Foundation status of recipient	Purpose of grant or contribution	Amount
Name and address (home or business)				
a <i>Paid during the year</i>				
HOPE PRESBYTERIAN CHURCH 7132 PORTLAND AVENUE SOUTH RICHFIELD, MN 55423		PC	EMPLOYEE MATCHING GRANT	300
HOUSE OF MERCY 436 ROY STREET NORTH ST PAUL, MN 55104		PC	EMPLOYEE MATCHING GRANT	32,850
HUMANE SOCIETY OF SOUTHERN ARIZONA 3450 N KELVIN BLVD TUCSON, AZ 85716		PC	EMPLOYEE MATCHING GRANT	50
Total ► 3a				136,413,182

Form 990PF Part XV Line 3 - Grants and Contributions Paid During the Year or Approved for Future Payment				
Recipient	If recipient is an individual, show any relationship to any foundation manager or substantial contributor	Foundation status of recipient	Purpose of grant or contribution	Amount
Name and address (home or business)				
a <i>Paid during the year</i>				
IMMANUEL LUTHERAN CHURCH 16515 LUTHER WAY EDEN PRAIRIE, MN 55346		PC	EMPLOYEE MATCHING GRANT	20,700
IMMIGRANT LAW CENTER OF MINNESOTA INC 450 N SYNDICATE SUITE 200 ST PAUL, MN 55104		PC	EMPLOYEE MATCHING GRANT	600
IN THE HEART OF THE BEAST PUPPET AND MASK THEATER 1500 LAKE STREET MINNEAPOLIS, MN 55407		PC	EMPLOYEE MATCHING GRANT	150
Total ▶ 3a				136,413,182

Form 990PF Part XV Line 3 - Grants and Contributions Paid During the Year or Approved for Future Payment				
Recipient	If recipient is an individual, show any relationship to any foundation manager or substantial contributor	Foundation status of recipient	Purpose of grant or contribution	Amount
Name and address (home or business)				
a <i>Paid during the year</i>				
INDEPENDENT SCHOOL DISTRICT 625 360 COLBORNE STREET SAINT PAUL, MN 55102		GOV	EMPLOYEE MATCHING GRANT	750
INDEPENDENT SCHOOL DISTRICT 832 8100 75TH STREET NORTH MAHTOMEDI, MN 55115		GOV	EMPLOYEE MATCHING GRANT	900
INDEPENDENT SCHOOLS DISTRICT 283 6425 WEST 33RD STREET ST LOUIS PARK, MN 55426		GOV	EMPLOYEE MATCHING GRANT	450
Total ▶ 3a				136,413,182

Form 990PF Part XV Line 3 - Grants and Contributions Paid During the Year or Approved for Future Payment				
Recipient	If recipient is an individual, show any relationship to any foundation manager or substantial contributor	Foundation status of recipient	Purpose of grant or contribution	Amount
Name and address (home or business)				
a <i>Paid during the year</i>				
INTERNATIONAL INSTITUTE OF MINNESOTA 1694 COMO AVENUE ST PAUL, MN 55108		PC	EMPLOYEE MATCHING GRANT	2,250
INTERNATIONAL WOLF CENTER 7100 NORTHLAND CIRCLE N 205 MINNEAPOLIS, MN 55428		PC	EMPLOYEE MATCHING GRANT	225
JACK'S BASKET2690 SNELLING AVE ROSEVILLE, MN 55113		PC	EMPLOYEE MATCHING GRANT	150
Total ▶ 3a				136,413,182

Form 990PF Part XV Line 3 - Grants and Contributions Paid During the Year or Approved for Future Payment				
Recipient	If recipient is an individual, show any relationship to any foundation manager or substantial contributor	Foundation status of recipient	Purpose of grant or contribution	Amount
Name and address (home or business)				
a <i>Paid during the year</i>				
JEREMIAH PROGRAM 615 1ST AVE NE 210 MINNEAPOLIS, MN 55413		PC	EMPLOYEE MATCHING GRANT	4,575
JOYFUL HEART FOUNDATION 32 WEST 22ND STREET 4TH FLOOR NEW YORK, NY 10010		PC	EMPLOYEE MATCHING GRANT	100
KALEIDOSCOPE CHARTER SCHOOL PARENT TEACHER ORGANIZATION 7525 KALLAND AVE NE OTSEGO, MN 55301		PC	EMPLOYEE MATCHING GRANT	900
Total ▶ 3a				136,413,182

Form 990PF Part XV Line 3 - Grants and Contributions Paid During the Year or Approved for Future Payment				
Recipient	If recipient is an individual, show any relationship to any foundation manager or substantial contributor	Foundation status of recipient	Purpose of grant or contribution	Amount
Name and address (home or business)				
a <i>Paid during the year</i>				
KCAW PUBLIC RADIO2 B LINCOLN ST SITKA, AK 99835		PC	EMPLOYEE MATCHING GRANT	1,200
KICKAPOO CULTURAL EXCHANGE PO BOX 284 GAYS MILLS, WI 54631		PC	EMPLOYEE MATCHING GRANT	3,100
LAND STEWARDSHIP PROJECT 821 EAST 35TH STREET MINNEAPOLIS, MN 55407		PC	EMPLOYEE MATCHING GRANT	300
Total ▶ 3a				136,413,182

Form 990PF Part XV Line 3 - Grants and Contributions Paid During the Year or Approved for Future Payment				
Recipient	If recipient is an individual, show any relationship to any foundation manager or substantial contributor	Foundation status of recipient	Purpose of grant or contribution	Amount
Name and address (home or business)				
a <i>Paid during the year</i>				
LAWRENCE UNIVERSITY OF WISCONSIN 711 EAST BOLDT WAY APPLETON, WI 54956		PC	EMPLOYEE MATCHING GRANT	50
LEUKEMIA AND LYMPHOMA SOCIETY - MINNESOTA CHAPTER 1711 BROADWAY STREET NE MINNEAPOLIS, MN 55413		PC	EMPLOYEE MATCHING GRANT	3,000
LIVING HOPE LUTHERAN SCHOOL 9350 PORTLAND AVENUE SOUTH BLOOMINGTON, MN 55420		PC	EMPLOYEE MATCHING GRANT	6,000
Total ▶ 3a				136,413,182

Form 990PF Part XV Line 3 - Grants and Contributions Paid During the Year or Approved for Future Payment				
Recipient	If recipient is an individual, show any relationship to any foundation manager or substantial contributor	Foundation status of recipient	Purpose of grant or contribution	Amount
Name and address (home or business)				
a <i>Paid during the year</i>				
LONG LAKE VOLUNTEER FIREMENS RELIEF ASSOCIATION 340 WILLOW AVE N LONG LAKE, MN 55356		PC	EMPLOYEE MATCHING GRANT	3,000
LUTHER COLLEGE700 COLLEGE DRIVE DECORAH, IA 52101		PC	EMPLOYEE MATCHING GRANT	3,000
LUTHERAN SOCIAL SERVICE OF MINNESOTA 2485 COMO AVENUE ST PAUL, MN 55108		PC	EMPLOYEE MATCHING GRANT	75
Total ▶ 3a				136,413,182

Form 990PF Part XV Line 3 - Grants and Contributions Paid During the Year or Approved for Future Payment				
Recipient	If recipient is an individual, show any relationship to any foundation manager or substantial contributor	Foundation status of recipient	Purpose of grant or contribution	Amount
Name and address (home or business)				
a <i>Paid during the year</i>				
LYNNHURST NEIGHBORHOOD ASSOCIATION PO BOX 19445 MINNEAPOLIS, MN 55419		PC	EMPLOYEE MATCHING GRANT	225
MACALESTER COLLEGE 1600 GRAND AVENUE ST PAUL, MN 55105		PC	EMPLOYEE MATCHING GRANT	2,049
MACPHAIL CENTER FOR MUSIC 501 S 2ND STREET MINNEAPOLIS, MN 55401		PC	EMPLOYEE MATCHING GRANT	750
Total ▶ 3a				136,413,182

Form 990PF Part XV Line 3 - Grants and Contributions Paid During the Year or Approved for Future Payment				
Recipient	If recipient is an individual, show any relationship to any foundation manager or substantial contributor	Foundation status of recipient	Purpose of grant or contribution	Amount
Name and address (home or business)				
a <i>Paid during the year</i>				
MAMA ADA FOUNDATION PO BOX 615 HOPKINS, MN 55343		PC	EMPLOYEE MATCHING GRANT	300
MATRIX HOUSING SERVICES 2929 4TH AVENUE SOUTH MINNEAPOLIS, MN 55408		PC	OTHER OPERATING SUPPORT	10,000
MENNONITE CENTRAL COMMITTEE PO BOX 500 AKRON, PA 17501		PC	EMPLOYEE MATCHING GRANT	5,000
Total ▶ 3a				136,413,182

Form 990PF Part XV Line 3 - Grants and Contributions Paid During the Year or Approved for Future Payment				
Recipient	If recipient is an individual, show any relationship to any foundation manager or substantial contributor	Foundation status of recipient	Purpose of grant or contribution	Amount
Name and address (home or business)				
a <i>Paid during the year</i>				
MIDTOWN GREENWAY COALITION 2834 10TH AVE S MINNEAPOLIS, MN 55408		PC	EMPLOYEE MATCHING GRANT	450
MINNESOTA AIDS PROJECT 2577 TERRITORIAL ROAD ST PAUL, MN 55114		PC	EMPLOYEE MATCHING GRANT	150
MINNESOTA ALLIANCE WITH YOUTH 2233 UNIVERSITY AVE W STE 235 ST PAUL, MN 55114		PC	EMPLOYEE MATCHING GRANT	450
Total ▶ 3a				136,413,182

Form 990PF Part XV Line 3 - Grants and Contributions Paid During the Year or Approved for Future Payment				
Recipient	If recipient is an individual, show any relationship to any foundation manager or substantial contributor	Foundation status of recipient	Purpose of grant or contribution	Amount
Name and address (home or business)				
a <i>Paid during the year</i>				
MINNESOTA CHINESE HEALTH CENTER 3078 WEST OWASSO BOULEVARD ROSEVILLE, MN 55113		PC	EMPLOYEE MATCHING GRANT	75
MINNESOTA ENVIRONMENTAL FUND 450 SYNDICATE STREET NORTH SAINT PAUL, MN 55104		PC	EMPLOYEE MATCHING GRANT	750
MINNESOTA HEAD START ASSOCIATION INC 706 NORTH VICTORY DRIVE MANKATO, MN 56001		PC	EMPLOYEE MATCHING GRANT	300
Total ▶ 3a				136,413,182

Form 990PF Part XV Line 3 - Grants and Contributions Paid During the Year or Approved for Future Payment				
Recipient	If recipient is an individual, show any relationship to any foundation manager or substantial contributor	Foundation status of recipient	Purpose of grant or contribution	Amount
Name and address (home or business)				
a <i>Paid during the year</i>				
MINNESOTA HISTORICAL SOCIETY 345 KELLOGG BOULEVARD W ST PAUL, MN 55102		PC	EMPLOYEE MATCHING GRANT	339
MINNESOTA LANDSCAPE ARBORETUM FOUNDATION 3675 ARBORETUM DRIVE CHASKA, MN 55318		PC	EMPLOYEE MATCHING GRANT	1,875
MINNESOTA LITERACY COUNCIL INC 700 RAYMOND AVENUE SUITE 180 ST PAUL, MN 55114		PC	EMPLOYEE MATCHING GRANT	6,000
Total ▶ 3a				136,413,182

Form 990PF Part XV Line 3 - Grants and Contributions Paid During the Year or Approved for Future Payment				
Recipient	If recipient is an individual, show any relationship to any foundation manager or substantial contributor	Foundation status of recipient	Purpose of grant or contribution	Amount
Name and address (home or business)				
a <i>Paid during the year</i>				
MINNESOTA PUBLIC RADIO 480 CEDAR STREET ST PAUL, MN 55101		PC	EMPLOYEE MATCHING GRANT	6,831
MINNESOTA STATE HORTICULTURAL SOCIETY 2705 LINCOLN DR ST PAUL, MN 55113		PC	EMPLOYEE MATCHING GRANT	75
MINNESOTA UNITARIAN UNIVERSALIST SOCIAL JUSTICE ALLIANCE 900 MOUNT CURVE AVENUE MINNEAPOLIS, MN 55403		PC	EMPLOYEE MATCHING GRANT	300
Total ▶ 3a				136,413,182

Form 990PF Part XV Line 3 - Grants and Contributions Paid During the Year or Approved for Future Payment				
Recipient	If recipient is an individual, show any relationship to any foundation manager or substantial contributor	Foundation status of recipient	Purpose of grant or contribution	Amount
Name and address (home or business)				
a <i>Paid during the year</i>				
MINNESOTA ZOO FOUNDATION 13000 ZOO BLVD APPLE VALLEY, MN 551244621		PC	EMPLOYEE MATCHING GRANT	417
MINNETONKA MIDDLE SCHOOL EAST PTA 17000 LAKE STREET EXTENSION MINNETONKA, MN 55345		PC	EMPLOYEE MATCHING GRANT	450
MINNETONKA PUBLIC SCHOOLS FOUNDATION 5621 CR 101 MINNETONKA, MN 55345		PC	EMPLOYEE MATCHING GRANT	2,712
Total ▶ 3a				136,413,182

Form 990PF Part XV Line 3 - Grants and Contributions Paid During the Year or Approved for Future Payment				
Recipient	If recipient is an individual, show any relationship to any foundation manager or substantial contributor	Foundation status of recipient	Purpose of grant or contribution	Amount
Name and address (home or business)				
a <i>Paid during the year</i>				
MINNPOST900 6TH AVE SE - STE 220 MINNEAPOLIS, MN 55414		PC	EMPLOYEE MATCHING GRANT	540
MONTANA ENVIRONMENTAL INFORMATION CENTER INC PO BOX 1184 HELENA, MT 59624		PC	EMPLOYEE MATCHING GRANT	400
MOUNT CALVARY LUTHERAN CHURCH 301 COUNTY ROAD 19 EXCELSIOR, MN 55331		PC	EMPLOYEE MATCHING GRANT	4,650
Total ▶ 3a				136,413,182

Form 990PF Part XV Line 3 - Grants and Contributions Paid During the Year or Approved for Future Payment				
Recipient	If recipient is an individual, show any relationship to any foundation manager or substantial contributor	Foundation status of recipient	Purpose of grant or contribution	Amount
Name and address (home or business)				
a <i>Paid during the year</i>				
MUSK OX DEVELOPMENT CORPORATION PO BOX 587 PALMER, AK 99645		PC	OTHER OPERATING SUPPORT	10,000
NAMI MINNESOTA800 TRANSFER ROAD SAINT PAUL, MN 55114		PC	EMPLOYEE MATCHING GRANT	1,500
NATIONAL MULTIPLE SCLEROSIS SOCIETY 733 THIRD AVENUE NEW YORK, NY 10017		PC	EMPLOYEE MATCHING GRANT	100
Total ► 3a				136,413,182

Form 990PF Part XV Line 3 - Grants and Contributions Paid During the Year or Approved for Future Payment				
Recipient	If recipient is an individual, show any relationship to any foundation manager or substantial contributor	Foundation status of recipient	Purpose of grant or contribution	Amount
Name and address (home or business)				
a <i>Paid during the year</i>				
NATIONAL PARK FOUNDATION 1110 VERMONT AVE NW SUITE 200 WASHINGTON, DC 20005		PC	EMPLOYEE MATCHING GRANT	200
NATIONAL PARKS CONSERVATION ASSOCIATION 777 6TH STREET NW WASHINGTON, DC 200013723		PC	EMPLOYEE MATCHING GRANT	988
NATURAL RESOURCES FOUNDATION OF WISCONSIN INC PO BOX 2317 MADISON, WI 537012317		PC	EMPLOYEE MATCHING GRANT	50
Total ▶ 3a				136,413,182

Form 990PF Part XV Line 3 - Grants and Contributions Paid During the Year or Approved for Future Payment				
Recipient	If recipient is an individual, show any relationship to any foundation manager or substantial contributor	Foundation status of recipient	Purpose of grant or contribution	Amount
Name and address (home or business)				
a <i>Paid during the year</i>				
NAVY-MARINE CORPS RELIEF SOCIETY 875 N RANDLOPH STREET RM 225 ARLINGTON, VA 22203		PC	EMPLOYEE MATCHING GRANT	50
NEIGHBORHOOD HEALTHSOURCE 3300 FREMONT AVENUE NORTH MINNEAPOLIS, MN 55412		PC	EMPLOYEE MATCHING GRANT	1,500
NEIGHBORHOOD SERVICE ORGANIZATION 882 OAKMAN BLVD STE C DETROIT, MI 48238		PC	EMPLOYEE MATCHING GRANT	2,000
Total ▶ 3a				136,413,182

Form 990PF Part XV Line 3 - Grants and Contributions Paid During the Year or Approved for Future Payment				
Recipient	If recipient is an individual, show any relationship to any foundation manager or substantial contributor	Foundation status of recipient	Purpose of grant or contribution	Amount
Name and address (home or business)				
a <i>Paid during the year</i>				
NEWFOUNDLAND CLUB OF AMERICA CHARITABLE TRUST 1004 STATE ROAD 78 MT HOREB, WI 53572		PC	EMPLOYEE MATCHING GRANT	50
NONVIOLENT PEACEFORCE 2610 UNIVERSITY AVENUE WEST SUITE 550 ST PAUL, MN 55114		PC	EMPLOYEE MATCHING GRANT	300
NORTH HOUSE FOLK SCHOOL 500 WEST HIGHWAY 61 GRAND MARAIS, MN 55604		PC	EMPLOYEE MATCHING GRANT	3,000
Total ▶ 3a				136,413,182

Form 990PF Part XV Line 3 - Grants and Contributions Paid During the Year or Approved for Future Payment				
Recipient	If recipient is an individual, show any relationship to any foundation manager or substantial contributor	Foundation status of recipient	Purpose of grant or contribution	Amount
Name and address (home or business)				
a <i>Paid during the year</i>				
OGLALA PET PROJECT19980 BIA 2 KYLE, SD 57752		PC	EMPLOYEE MATCHING GRANT	100
OPEN ARMS OF MINNESOTA INC 2500 BLOOMINGTON AVENUE SOUTH MINNEAPOLIS, MN 55404		PC	EMPLOYEE MATCHING GRANT	1,500
OPEN EYE FIGURE THEATRE 506 EAST 24TH STREET MINNEAPOLIS, MN 55404		PC	EMPLOYEE MATCHING GRANT	300
Total ▶ 3a				136,413,182

Form 990PF Part XV Line 3 - Grants and Contributions Paid During the Year or Approved for Future Payment				
Recipient	If recipient is an individual, show any relationship to any foundation manager or substantial contributor	Foundation status of recipient	Purpose of grant or contribution	Amount
Name and address (home or business)				
a <i>Paid during the year</i>				
PAGE EDUCATION FOUNDATION PO BOX 581254 MINNEAPOLIS, MN 55458		PC	EMPLOYEE MATCHING GRANT	75
PANCREATIC CANCER ACTION NETWORK INC 1500 ROSECRANS AVE SUITE 200 MANHATTAN BEACH, CA 90266		PC	EMPLOYEE MATCHING GRANT	50
PARK SQUARE THEATRE COMPANY 408 ST PETER STREET ST PAUL, MN 55102		PC	EMPLOYEE MATCHING GRANT	90
Total ► 3a				136,413,182

Form 990PF Part XV Line 3 - Grants and Contributions Paid During the Year or Approved for Future Payment				
Recipient	If recipient is an individual, show any relationship to any foundation manager or substantial contributor	Foundation status of recipient	Purpose of grant or contribution	Amount
Name and address (home or business)				
a <i>Paid during the year</i>				
PEOPLE REACHING OUT TO OTHER PEOPLE INC PROP 14700 MARTIN DRIVE EDEN PRAIRIE, MN 55344		PC	EMPLOYEE MATCHING GRANT	750
PILGRIM LUTHERAN CHURCH ENGLISH SYNOD 4300 N WINCHESTER AVE CHICAGO, IL 60613		PC	EMPLOYEE MATCHING GRANT	100
PILLSBURY UNITED COMMUNITIES 125 WEST BROADWAY AVE MINNEAPOLIS, MN 55411		PC	EMPLOYEE MATCHING GRANT	3,150
Total ▶ 3a				136,413,182

Form 990PF Part XV Line 3 - Grants and Contributions Paid During the Year or Approved for Future Payment				
Recipient	If recipient is an individual, show any relationship to any foundation manager or substantial contributor	Foundation status of recipient	Purpose of grant or contribution	Amount
Name and address (home or business)				
a <i>Paid during the year</i>				
PLAINS ART MUSEUMPO BOX 2338 FARGO, ND 58108		PC	EMPLOYEE MATCHING GRANT	771
PLANNED PARENTHOOD MINNESOTA NORTH DAKOTA SOUTH DAKOTA 671 VANDALIA STREET ST PAUL, MN 55114		PC	EMPLOYEE MATCHING GRANT	75
PREPARE PROSPER 2610 UNIVERSITY AVENUE WEST SUITE 450 ST PAUL, MN 55114		PC	EMPLOYEE MATCHING GRANT	300
Total ► 3a				136,413,182

Form 990PF Part XV Line 3 - Grants and Contributions Paid During the Year or Approved for Future Payment				
Recipient	If recipient is an individual, show any relationship to any foundation manager or substantial contributor	Foundation status of recipient	Purpose of grant or contribution	Amount
Name and address (home or business)				
a <i>Paid during the year</i>				
PRESIDENT-BOARD OF TRUSTEES OF SANTA CLARA COLLEGE 500 EL CAMINO REAL - DEVELOPMENT SANTA CLARA, CA 95053		PC	EMPLOYEE MATCHING GRANT	400
PREVENTION HEALTH CARE AGENCY DBA ISUROON 1600 EAST LAKE STREET SUITE 1 ISUROON MINNEAPOLIS, MN 55407		PC	EMPLOYEE MATCHING GRANT	300
PRINCE OF PEACE LUTHERAN CHURCH 13901 FAIRVIEW DRIVE BURNSVILLE, MN 55337		PC	EMPLOYEE MATCHING GRANT	5,400
Total ▶ 3a				136,413,182

Form 990PF Part XV Line 3 - Grants and Contributions Paid During the Year or Approved for Future Payment				
Recipient	If recipient is an individual, show any relationship to any foundation manager or substantial contributor	Foundation status of recipient	Purpose of grant or contribution	Amount
Name and address (home or business)				
a <i>Paid during the year</i>				
PROTESTANT EPISCOPAL CATHEDRAL FOUNDATION OF THE DISTRICT OF COLUMBIA MOUNT SAINT ALBAN WASHINGTON, DC 20016		PC	EMPLOYEE MATCHING GRANT	1,000
PUBLIC ART SAINT PAUL 381 WABASHA ST N SAINT PAUL, MN 55102		PC	EMPLOYEE MATCHING GRANT	750
PUBLIC COUNSEL 610 SOUTH ARDMORE AVENUE LOS ANGELES, CA 90005		PC	OTHER OPERATING SUPPORT	10,000
Total ▶ 3a				136,413,182

Form 990PF Part XV Line 3 - Grants and Contributions Paid During the Year or Approved for Future Payment				
Recipient	If recipient is an individual, show any relationship to any foundation manager or substantial contributor	Foundation status of recipient	Purpose of grant or contribution	Amount
Name and address (home or business)				
a <i>Paid during the year</i>				
RAGAMALA DANCE 711 W LAKE STREET SUITE 309 MINNEAPOLIS, MN 55408		PC	EMPLOYEE MATCHING GRANT	750
REFUGEE AND IMMIGRANT CENTER FOR EDUCATION AND LEGAL SERVICES 1305 N FLORES STREET SAN ANTONIO, TX 78212		PC	EMPLOYEE MATCHING GRANT	100
RIPPLE EFFECT IMAGES 12110 SUNSET HILLS RD SUITE 600 RESTON, VA 20190		PC	EMPLOYEE MATCHING GRANT	200
Total ▶ 3a				136,413,182

Form 990PF Part XV Line 3 - Grants and Contributions Paid During the Year or Approved for Future Payment				
Recipient	If recipient is an individual, show any relationship to any foundation manager or substantial contributor	Foundation status of recipient	Purpose of grant or contribution	Amount
Name and address (home or business)				
a <i>Paid during the year</i>				
ROCHESTER AREA FOUNDATION 12 ELTON HILLS DRIVE NW ROCHESTER, MN 55901		PC	EMPLOYEE MATCHING GRANT	3,000
RONALD MCDONALD HOUSE CHARITIES UPPER MIDWEST 818 FULTON STREET SE MINNEAPOLIS, MN 55414		PC	EMPLOYEE MATCHING GRANT	1,900
ROSE-HULMAN INSTITUTE OF TECHNOLOGY 5500 WABASH AVENUE TERRE HAUTE, IN 47803		PC	EMPLOYEE MATCHING GRANT	1,100
Total ▶ 3a				136,413,182

Form 990PF Part XV Line 3 - Grants and Contributions Paid During the Year or Approved for Future Payment				
Recipient	If recipient is an individual, show any relationship to any foundation manager or substantial contributor	Foundation status of recipient	Purpose of grant or contribution	Amount
Name and address (home or business)				
a <i>Paid during the year</i>				
ROUND EARTH PRODUCTION 3109 WEST 50TH STREET 203 MINNEAPOLIS, MN 55410		PC	EMPLOYEE MATCHING GRANT	300
SAINT JOHN'S UNIVERSITY 2850 ABBEY PLAZA COLLEGEVILLE, MN 56321		PC	EMPLOYEE MATCHING GRANT	750
SALVATION ARMY2445 PRIOR AVE N ROSEVILLE, MN 55113		PC	EMPLOYEE MATCHING GRANT	1,200
Total ▶ 3a				136,413,182

Form 990PF Part XV Line 3 - Grants and Contributions Paid During the Year or Approved for Future Payment				
Recipient	If recipient is an individual, show any relationship to any foundation manager or substantial contributor	Foundation status of recipient	Purpose of grant or contribution	Amount
Name and address (home or business)				
a <i>Paid during the year</i>				
SAVE THE CHILDREN FEDERATION INC 501 KINGS HIGHWAY EAST SUITE 400 FAIRFIELD, CT 06825		PC	OTHER OPERATING SUPPORT	15,000
INDEPENDENT SCHOOL DISTRICT 191 200 W BURNSVILLE PKWY BURNSVILLE, MN 55337		GOV	EMPLOYEE MATCHING GRANT	75
SCIENCE MUSEUM OF MINNESOTA 120 W KELLOGG BLVD ST PAUL, MN 551021202		PC	EMPLOYEE MATCHING GRANT	600
Total ▶ 3a				136,413,182

Form 990PF Part XV Line 3 - Grants and Contributions Paid During the Year or Approved for Future Payment				
Recipient	If recipient is an individual, show any relationship to any foundation manager or substantial contributor	Foundation status of recipient	Purpose of grant or contribution	Amount
Name and address (home or business)				
a <i>Paid during the year</i>				
SEA CHANGE EXPEDITIONS 133 3RD AVE TWO HARBORS, MN 55616		PC	EMPLOYEE MATCHING GRANT	300
SENIOR COMMUNITY SERVICES 10201 WAYZATA BOULEVARD SUITE 335 MINNETONKA, MN 553055509		PC	EMPLOYEE MATCHING GRANT	5,000
SERGE GLOBAL INC 101 WEST AVE - STE 305 JENKINTOWN, PA 19046		PC	EMPLOYEE MATCHING GRANT	3,700
Total ▶ 3a				136,413,182

Form 990PF Part XV Line 3 - Grants and Contributions Paid During the Year or Approved for Future Payment				
Recipient	If recipient is an individual, show any relationship to any foundation manager or substantial contributor	Foundation status of recipient	Purpose of grant or contribution	Amount
Name and address (home or business)				
a <i>Paid during the year</i>				
SHARING AND CARING HANDS INC 525 N 7TH ST MINNEAPOLIS, MN 55405		PC	EMPLOYEE MATCHING GRANT	1,500
SHE ROCK SHE ROCK 5115 EXCELSIOR BLVD 316 MINNEAPOLIS, MN 55416		PC	EMPLOYEE MATCHING GRANT	105
SHEPHERD OF THE VALLEY LUTHERAN CHURCH 12650 JOHNNY CAKE RIDGE ROAD APPLE VALLEY, MN 55124		PC	OTHER OPERATING SUPPORT	11,850
Total ▶ 3a				136,413,182

Form 990PF Part XV Line 3 - Grants and Contributions Paid During the Year or Approved for Future Payment				
Recipient	If recipient is an individual, show any relationship to any foundation manager or substantial contributor	Foundation status of recipient	Purpose of grant or contribution	Amount
Name and address (home or business)				
a <i>Paid during the year</i>				
SHRINERS HOSPITALS FOR CHILDREN 2900 NORTH ROCKY POINT DRIVE TAMPA, FL 33607		PC	EMPLOYEE MATCHING GRANT	100
SISTERS OF DIVINE PROVIDENCE 9000 BABCOCK BLVD ALLISON PARK, PA 15101		PC	EMPLOYEE MATCHING GRANT	600
SISTERS OF THE PRESENTATION OF THE BLESSED VIRGIN MARY OF ABERDEEN SD 1500 N 2ND ST ABERDEEN, SD 57401		PC	EMPLOYEE MATCHING GRANT	500
Total			▶ 3a	136,413,182

Form 990PF Part XV Line 3 - Grants and Contributions Paid During the Year or Approved for Future Payment				
Recipient	If recipient is an individual, show any relationship to any foundation manager or substantial contributor	Foundation status of recipient	Purpose of grant or contribution	Amount
Name and address (home or business)				
a <i>Paid during the year</i>				
SITKA CONSERVATION SOCIETY PO BOX 6533 SITKA, AK 99835		PC	EMPLOYEE MATCHING GRANT	400
SITKANS AGAINST FAMILY VIOLENCE PO BOX 6136 SITKA, AK 99835		PC	EMPLOYEE MATCHING GRANT	8,000
SOMALI ACTION ALLIANCE EDUCATION FUND 2525 EAST FRANKLIN AVENUE SUITE 200W MINNEAPOLIS, MN 55406		PC	EMPLOYEE MATCHING GRANT	300
Total ▶ 3a				136,413,182

Form 990PF Part XV Line 3 - Grants and Contributions Paid During the Year or Approved for Future Payment				
Recipient	If recipient is an individual, show any relationship to any foundation manager or substantial contributor	Foundation status of recipient	Purpose of grant or contribution	Amount
Name and address (home or business)				
a <i>Paid during the year</i>				
SOMALI ARTIFACT AND CULTURAL MUSEUM 1516 EAST LAKE ST MINNEAPOLIS, MN 55407		PC	EMPLOYEE MATCHING GRANT	450
SOUTHERN POVERTY LAW CENTER INC 400 WASHINGTON AVE MONTGOMERY, AL 36104		PC	EMPLOYEE MATCHING GRANT	1,000
SPANISH EDUCATION FUND 10180 BLUFF RD EDEN PRAIRIE, MN 55347		PC	EMPLOYEE MATCHING GRANT	1,350
Total ▶ 3a				136,413,182

Form 990PF Part XV Line 3 - Grants and Contributions Paid During the Year or Approved for Future Payment				
Recipient	If recipient is an individual, show any relationship to any foundation manager or substantial contributor	Foundation status of recipient	Purpose of grant or contribution	Amount
Name and address (home or business)				
a <i>Paid during the year</i>				
SPECIAL OLYMPICS MINNESOTA INC 900 2ND AVE SOUTH MINNEAPOLIS, MN 55402		PC	EMPLOYEE MATCHING GRANT	4,575
SPECIAL SCHOOL DISTRICT #1 1555 JAMES AVE N MINNEAPOLIS, MN 55411		GOV	EMPLOYEE MATCHING GRANT	7,500
SPOON FOUNDATION 135 SE MAIN ST SUITE 201 PORTLAND, OR 97214		PC	EMPLOYEE MATCHING GRANT	500
Total ► 3a				136,413,182

Form 990PF Part XV Line 3 - Grants and Contributions Paid During the Year or Approved for Future Payment				
Recipient	If recipient is an individual, show any relationship to any foundation manager or substantial contributor	Foundation status of recipient	Purpose of grant or contribution	Amount
Name and address (home or business)				
a <i>Paid during the year</i>				
ST CLOUD STATE UNIVERSITY FOUNDATION INC 720 4TH AVE S SAINT CLOUD, MN 56301		PC	EMPLOYEE MATCHING GRANT	75
ST JUDE CHILDREN'S RESEARCH HOSPITAL 501 ST JUDE PLACE MEMPHIS, TN 38105		PC	EMPLOYEE MATCHING GRANT	600
ST MICHAEL CATHOLIC CHURCH 11300 FRANKFORT PKWY NE ST MICHAEL, MN 55376		PC	EMPLOYEE MATCHING GRANT	2,325
Total ▶ 3a				136,413,182

Form 990PF Part XV Line 3 - Grants and Contributions Paid During the Year or Approved for Future Payment				
Recipient	If recipient is an individual, show any relationship to any foundation manager or substantial contributor	Foundation status of recipient	Purpose of grant or contribution	Amount
Name and address (home or business)				
a <i>Paid during the year</i>				
ST STEPHEN'S HUMAN SERVICES INC 2309 NICOLLET AVENUE SOUTH MINNEAPOLIS, MN 55404		PC	EMPLOYEE MATCHING GRANT	150
STONE BARNS RESTORATION CORPORATION DBA STONE BARNS CENTER FOR FOOD AND AGR 630 BEDFORD ROAD POCANTICO HILLS, NY 10591		PC	OTHER OPERATING SUPPORT	10,000
SUNSHINE MONTESSORI SCHOOL INC 4557 COLFAX AVENUE SOUTH MINNEAPOLIS, MN 55419		PC	EMPLOYEE MATCHING GRANT	300
Total ▶ 3a				136,413,182

Form 990PF Part XV Line 3 - Grants and Contributions Paid During the Year or Approved for Future Payment				
Recipient	If recipient is an individual, show any relationship to any foundation manager or substantial contributor	Foundation status of recipient	Purpose of grant or contribution	Amount
Name and address (home or business)				
a <i>Paid during the year</i>				
TEXTILE CENTER OF MINNESOTA 3000 UNIVERSITY AVENUE SOUTHEAST MINNEAPOLIS, MN 55414		PC	EMPLOYEE MATCHING GRANT	150
THE ADVOCATES FOR HUMAN RIGHTS 330 SOUTH SECOND AVENUE STE 800 MINNEAPOLIS, MN 55401		PC	EMPLOYEE MATCHING GRANT	300
THE AMERICAN SOCIETY FOR THE PREVENTION OF CRUELTY TO ANIMALS 424 EAST 92ND STREET NEW YORK, NY 10128		PC	EMPLOYEE MATCHING GRANT	1,550
Total ► 3a				136,413,182

Form 990PF Part XV Line 3 - Grants and Contributions Paid During the Year or Approved for Future Payment				
Recipient	If recipient is an individual, show any relationship to any foundation manager or substantial contributor	Foundation status of recipient	Purpose of grant or contribution	Amount
Name and address (home or business)				
a <i>Paid during the year</i>				
THE BICYCLE ALLIANCE OF MINNESOTA PO BOX 5078 ST PAUL, MN 55101		PC	EMPLOYEE MATCHING GRANT	690
THE CEDAR CULTURAL CENTER 416 CEDAR AVE S MINNEAPOLIS, MN 55454		PC	EMPLOYEE MATCHING GRANT	3,000
THE CENTER FOR EFFECTIVE PHILANTHROPY INC 675 MASSACHUSETTS AVENUE CAMBRIDGE, MA 02139		PC	OTHER OPERATING SUPPORT	75,000
Total ▶ 3a				136,413,182

Form 990PF Part XV Line 3 - Grants and Contributions Paid During the Year or Approved for Future Payment				
Recipient	If recipient is an individual, show any relationship to any foundation manager or substantial contributor	Foundation status of recipient	Purpose of grant or contribution	Amount
Name and address (home or business)				
a <i>Paid during the year</i>				
THE CONVENT AND ACADEMY OF THE VISITATION 2455 VISITATION DRIVE MENDOTA HEIGHTS, MN 55120		PC	EMPLOYEE MATCHING GRANT	12,750
THE CONVENTION OF THE PROTESTANT EPISCOPAL CHURCH CHURCH HOUSE MOUNT ST ALBAN WASHINGTON, DC 200165094		PC	OTHER OPERATING SUPPORT	10,000
THE FRIENDS OF THE SAINT PAUL PUBLIC LIBRARY 325 CEDAR STREET ST PAUL, MN 55101		PC	EMPLOYEE MATCHING GRANT	150
Total ▶ 3a				136,413,182

Form 990PF Part XV Line 3 - Grants and Contributions Paid During the Year or Approved for Future Payment				
Recipient	If recipient is an individual, show any relationship to any foundation manager or substantial contributor	Foundation status of recipient	Purpose of grant or contribution	Amount
Name and address (home or business)				
a <i>Paid during the year</i>				
THE HAITIAN PROJECT INC PO BOX 6891 PROVIDENCE, RI 02940		PC	OTHER OPERATING SUPPORT	70,000
THE NATURE CONSERVANCY 4245 NORTH FAIRFAX DR SUITE 100 ARLINGTON, VA 222031606		PC	EMPLOYEE MATCHING GRANT	500
THE NATURE CONSERVANCY OF CANADA 245 EGLINTON AVENUE EAST TORONTO, ONTARIO CA		PC	OTHER OPERATING SUPPORT	200
Total ▶ 3a				136,413,182

Form 990PF Part XV Line 3 - Grants and Contributions Paid During the Year or Approved for Future Payment				
Recipient	If recipient is an individual, show any relationship to any foundation manager or substantial contributor	Foundation status of recipient	Purpose of grant or contribution	Amount
Name and address (home or business)				
a <i>Paid during the year</i>				
THE POTATO HEAD PROJECT 7700 188TH LN NW NOWTHEN, MN 55303		PC	EMPLOYEE MATCHING GRANT	300
THE ROTARY FOUNDATION OF ROTARY INTERNATIONAL 1560 SHERMAN AVENUE EVANSTON, IL 60201		PC	EMPLOYEE MATCHING GRANT	600
THE UCLA FOUNDATION UCLA WILSHIRE CENTER LOS ANGELES, CA 90024		PC	OTHER OPERATING SUPPORT	5,000
Total ▶ 3a				136,413,182

Form 990PF Part XV Line 3 - Grants and Contributions Paid During the Year or Approved for Future Payment				
Recipient	If recipient is an individual, show any relationship to any foundation manager or substantial contributor	Foundation status of recipient	Purpose of grant or contribution	Amount
Name and address (home or business)				
a <i>Paid during the year</i>				
THREE RIVERS PARK DISTRICT FOUNDATION INC 3000 XENIUM LANE NORTH PLYMOUTH, MN 55441		PC	EMPLOYEE MATCHING GRANT	75
THUNDER VALLEY COMMUNITY DEVELOPMENT CORPORATION 290 EMPOWERMENT DRIVE PORCUPINE, SD 57772		PC	EMPLOYEE MATCHING GRANT	300
TO EVERY TRIBE MINISTRIES PO BOX 1383 WHEATON, IL 601871383		PC	EMPLOYEE MATCHING GRANT	1,200
Total ▶ 3a				136,413,182

Form 990PF Part XV Line 3 - Grants and Contributions Paid During the Year or Approved for Future Payment				
Recipient	If recipient is an individual, show any relationship to any foundation manager or substantial contributor	Foundation status of recipient	Purpose of grant or contribution	Amount
Name and address (home or business)				
a <i>Paid during the year</i>				
TREEHOUSE INC5666 LINCOLN DRIVE MINNEAPOLIS, MN 55436		PC	OTHER OPERATING SUPPORT	300
TRINITY LUTHERAN CHURCH 601 E 2ND ST WACONIA, MN 55387		PC	EMPLOYEE MATCHING GRANT AND OTHER OPERATING SUPPORT	47,200
TRUSTEES OF DARTMOUTH COLLEGE 6066 DEVELOPMENT OFFICE HANOVER, NH 03755		PC	OTHER OPERATING SUPPORT	35,000
Total ▶ 3a				136,413,182

Form 990PF Part XV Line 3 - Grants and Contributions Paid During the Year or Approved for Future Payment				
Recipient	If recipient is an individual, show any relationship to any foundation manager or substantial contributor	Foundation status of recipient	Purpose of grant or contribution	Amount
Name and address (home or business)				
a <i>Paid during the year</i>				
TRUSTEES OF THE HAMLINE UNIVERSITY OF MINNESOTA 1536 HEWITT AVENUE ST PAUL, MN 55104		PC	EMPLOYEE MATCHING GRANT	825
TRUSTEES OF THE UNIVERSITY OF PENNSYLVANIA 3451 WALNUT STREET SUITE 305 PHILADELPHIA, PA 19104		PC	EMPLOYEE MATCHING GRANT	3,600
TWIN CITIES GAY MEN'S CHORUS 528 HENNEPIN AVENUE SUITE 307 MINNEAPOLIS, MN 55403		PC	EMPLOYEE MATCHING GRANT	300
Total ▶ 3a				136,413,182

Form 990PF Part XV Line 3 - Grants and Contributions Paid During the Year or Approved for Future Payment				
Recipient	If recipient is an individual, show any relationship to any foundation manager or substantial contributor	Foundation status of recipient	Purpose of grant or contribution	Amount
Name and address (home or business)				
a <i>Paid during the year</i>				
TWIN CITIES IN MOTION 2635 UNIVERSITY AVE W ST PAUL, MN 55114		PC	EMPLOYEE MATCHING GRANT	750
TWIN CITIES PUBLIC TELEVISION INC 172 FOURTH STREET EAST ST PAUL, MN 55101		PC	EMPLOYEE MATCHING GRANT	3,705
UNIVERSITY LIGGETT SCHOOL 1045 COOK ROAD GROSSE POINTE WOODS, MI 48236		PC	EMPLOYEE MATCHING GRANT	10,000
Total ▶ 3a				136,413,182

Form 990PF Part XV Line 3 - Grants and Contributions Paid During the Year or Approved for Future Payment				
Recipient	If recipient is an individual, show any relationship to any foundation manager or substantial contributor	Foundation status of recipient	Purpose of grant or contribution	Amount
Name and address (home or business)				
a <i>Paid during the year</i>				
UNIVERSITY OF CALIFORNIA BERKELEY FOUNDATION 2080 ADDISON STREET 4200 BERKELEY, CA 94720		PC	OTHER OPERATING SUPPORT	25,000
UNIVERSITY OF MINNESOTA FOUNDATION PO BOX 860266 MINNEAPOLIS, MN 554860266		PC	EMPLOYEE MATCHING GRANT	7,206
UNIVERSITY OF NORTH CAROLINA AT CHAPEL HILL 103 SOUTH BUILDING CHAPEL HILL, NC 27599		PC	EMPLOYEE MATCHING GRANT	4,000
Total ▶ 3a				136,413,182

Form 990PF Part XV Line 3 - Grants and Contributions Paid During the Year or Approved for Future Payment				
Recipient	If recipient is an individual, show any relationship to any foundation manager or substantial contributor	Foundation status of recipient	Purpose of grant or contribution	Amount
Name and address (home or business)				
a <i>Paid during the year</i>				
UNIVERSITY OF NORTH DAKOTA ALUMNI ASSOCIATION FOUNDATION 3100 UNIVERSITY AVENUE STOP 8157 GRAND FORKS, ND 58202		PC	EMPLOYEE MATCHING GRANT	40,000
UPPER MIDWEST GREAT DANE RESCUE 2115 SUMMIT AVE MAIL AQU221 ST PAUL, MN 55105		PC	EMPLOYEE MATCHING GRANT	375
URBAN ROOTS MN463 MARIA AVE ST PAUL, MN 55106		PC	EMPLOYEE MATCHING GRANT	147
Total ► 3a				136,413,182

Form 990PF Part XV Line 3 - Grants and Contributions Paid During the Year or Approved for Future Payment				
Recipient	If recipient is an individual, show any relationship to any foundation manager or substantial contributor	Foundation status of recipient	Purpose of grant or contribution	Amount
Name and address (home or business)				
a <i>Paid during the year</i>				
VALLEY CITY STATE UNIVERSITY FOUNDATION 101 COLLEGE STREET SW VALLEY CITY, ND 58072		PC	EMPLOYEE MATCHING GRANT	100
VERMONT ACADEMY ATTN ADVANCEMENT OFFICE PO BOX 500 SAXTONS RIVER, VT 05154		PC	OTHER OPERATING SUPPORT	10,000
VIVIENNES JOY FOUNDATION 1043 GRAND AVE 111 ST PAUL, MN 55015		PC	EMPLOYEE MATCHING GRANT	300
Total ▶ 3a				136,413,182

Form 990PF Part XV Line 3 - Grants and Contributions Paid During the Year or Approved for Future Payment				
Recipient	If recipient is an individual, show any relationship to any foundation manager or substantial contributor	Foundation status of recipient	Purpose of grant or contribution	Amount
Name and address (home or business)				
a <i>Paid during the year</i>				
WACONIA PUBLIC SCHOOLS 1650 COMMUNITY DRIVE WACONIA, MN 55387		GOV	EMPLOYEE MATCHING GRANT	750
WAGS AND WHISKERS ANIMAL RESCUE OF MINNESOTA PO BOX 304 SHAKOPEE, MN 55379		PC	EMPLOYEE MATCHING GRANT	900
WALKER METHODIST FOUNDATION 3737 BRYANT AVENUE SOUTH MINNEAPOLIS, MN 55409		SO I	OTHER OPERATING SUPPORT	13,000
Total ▶ 3a				136,413,182

Form 990PF Part XV Line 3 - Grants and Contributions Paid During the Year or Approved for Future Payment				
Recipient	If recipient is an individual, show any relationship to any foundation manager or substantial contributor	Foundation status of recipient	Purpose of grant or contribution	Amount
Name and address (home or business)				
a <i>Paid during the year</i>				
WELLSPRING FAMILY SERVICES 1900 RAINIER AVENUE SOUTH SEATTLE, WA 98144		PC	EMPLOYEE MATCHING GRANT	400
WESTBRIDGE COMMUNITY CHURCH PO BOX 148 SAINT MICHAEL, MN 55376		PC	EMPLOYEE MATCHING GRANT	1,800
WINDWARD SCHOOL 11350 PALMS BOULEVARD LOS ANGELES, CA 90066		PC	OTHER OPERATING SUPPORT	5,000
Total ▶ 3a				136,413,182

Form 990PF Part XV Line 3 - Grants and Contributions Paid During the Year or Approved for Future Payment				
Recipient	If recipient is an individual, show any relationship to any foundation manager or substantial contributor	Foundation status of recipient	Purpose of grant or contribution	Amount
Name and address (home or business)				
a <i>Paid during the year</i>				
WOLF RIDGE ENVIRONMENTAL LEARNING CENTER 6282 CRANBERRY ROAD FINLAND, MN 55603		PC	EMPLOYEE MATCHING GRANT	3,000
WOMEN'S FOUNDATION OF MINNESOTA 105 FIFTH AVENUE S 300 MINNEAPOLIS, MN 55401		PC	EMPLOYEE MATCHING GRANT	3,600
WOODDALE CHURCH 6630 SHADY OAK RD EDEN PRAIRIE, MN 55344		PC	EMPLOYEE MATCHING GRANT	14,100
Total ▶ 3a				136,413,182

Form 990PF Part XV Line 3 - Grants and Contributions Paid During the Year or Approved for Future Payment				
Recipient	If recipient is an individual, show any relationship to any foundation manager or substantial contributor	Foundation status of recipient	Purpose of grant or contribution	Amount
Name and address (home or business)				
a <i>Paid during the year</i>				
WORLD LEARNING INC 1 KIPLING RD PO BOX 676 BRATTLEBORO, VT 05302		PC	EMPLOYEE MATCHING GRANT	300
WORLD VISION INC 34834 WEYERHAEUSER WAY SOUTH FEDERAL WAY, WA 98001		PC	EMPLOYEE MATCHING GRANT	1,020
WORLD WILDLIFE FUND INC 1250 24TH STREET NW WASHINGTON, DC 200371193		PC	EMPLOYEE MATCHING GRANT	678
Total ► 3a				136,413,182

Form 990PF Part XV Line 3 - Grants and Contributions Paid During the Year or Approved for Future Payment				
Recipient	If recipient is an individual, show any relationship to any foundation manager or substantial contributor	Foundation status of recipient	Purpose of grant or contribution	Amount
Name and address (home or business)				
a <i>Paid during the year</i>				
YALE UNIVERSITY 409 PROSPECT STREET NEW HAVEN, CT 06511		PC	EMPLOYEE MATCHING GRANT	800
YAMBI RWANDA2 CINCHRING RD ROLLING HILLS, CA 90274		PC	OTHER OPERATING SUPPORT	5,000
YOUNG LIFEPO BOX 520 COLORADO SPRINGS, CO 80901		PC	EMPLOYEE MATCHING GRANT	2,400
Total ▶ 3a				136,413,182

Form 990PF Part XV Line 3 - Grants and Contributions Paid During the Year or Approved for Future Payment				
Recipient	If recipient is an individual, show any relationship to any foundation manager or substantial contributor	Foundation status of recipient	Purpose of grant or contribution	Amount
Name and address (home or business)				
a <i>Paid during the year</i>				
YOUNG MEN'S CHRISTIAN ASSOCIATION OF THE GREATER TWIN CITIES 651 NICOLLET MALL MINNEAPOLIS, MN 55402		PC	EMPLOYEE MATCHING GRANT	2,520
YOUTH FARM AND MARKET PROJECT 128 W 33RD ST - STE 2 MINNEAPOLIS, MN 55408		PC	EMPLOYEE MATCHING GRANT	360
YOUTHLINK41 NORTH 12TH ST MINNEAPOLIS, MN 55403		PC	EMPLOYEE MATCHING GRANT	150
Total ▶ 3a				136,413,182

Form 990PF Part XV Line 3 - Grants and Contributions Paid During the Year or Approved for Future Payment				
Recipient	If recipient is an individual, show any relationship to any foundation manager or substantial contributor	Foundation status of recipient	Purpose of grant or contribution	Amount
Name and address (home or business)				
a <i>Paid during the year</i>				
ZONTA CLUB OF MINNEAPOLIS SERVICE CLUB INC 1455 HAMLINE AVENUE N ST PAUL, MN 55108		PC	EMPLOYEE MATCHING GRANT	1,950
Total ► 3a				136,413,182

TY 2018 Accounting Fees Schedule**Name:** MARGARET A CARGILL FOUNDATION**EIN:** 37-1758406

Category	Amount	Net Investment Income	Adjusted Net Income	Disbursements for Charitable Purposes
ACCOUNTING FEES	202,698	47,551		107,960

Note: To capture the full content of this document, please select landscape mode (11" x 8.5") when printing.

TY 2018 Expenditure Responsibility Statement

Name: MARGARET A CARGILL FOUNDATION

EIN: 37-1758406

Grantee's Name	Grantee's Address	Grant Date	Grant Amount	Grant Purpose	Amount Expended By Grantee	Any Diversion By Grantee?	Dates of Reports By Grantee	Date of Verification	Results of Verification
EMPIRE HEALTH FOUNDATION	POST OFFICE BOX 244 SPOKANE, WA 99201	2017-04-28	3,500,000	GRANT ID 3951 - AGING SERVICES PROGRAM A HEALTHIER AGING POPULATION IN EASTERN WASHINGTON	1,723,471	NO KNOWN DIVERSION OF FUNDS	4/17/2019, 5/23/2018		REVIEW OF REPORT(S) DID NOT RESULT IN REASON TO DOUBT ACCURACY OR RELIABILITY
SECRETARIAT DE JEUNESSES MUSICALES INTERNATIONAL	SQUARE EUGNE PLASKY 92-94 BOX 13 1030 BRUSSELS BE	2018-11-28	2,500,000	GRANT ID 3841 - ETHNO GLOBAL MUSIC CONNECTIONS	0	NO KNOWN DIVERSION OF FUNDS	7/22/2019	2019-07-22	REVIEW OF REPORT(S) DID NOT RESULT IN REASON TO DOUBT ACCURACY OR RELIABILITY GRANT AWARDED IN 2018 WITH A START DATE IN 2019
FORENINGEN FOLKMUIKENS HUS I RATTVIK	DALAGATAN 7 RATTVIK SE79531 SW	2015-03-12	125,000	GRANT ID 2538 - ETHNO SWEDEN 15 - 16	118,901	NO KNOWN DIVERSION OF FUNDS	01/07/2019, 11/8/2018, 3/14/2017, 2/10/2016		REVIEW OF REPORT(S) DID NOT RESULT IN REASON TO DOUBT ACCURACY OR RELIABILITY
CLIMATEWORKS FOUNDATION	235 MONTGOMERY STREET SUITE 1300 SAN FRANCISCO, CA 94104	2014-11-06	9,000,000	GRANT ID 2799 - SUPPORTING COMMUNITY FOREST MANAGEMENT TO REDUCE DEFORESTATION AND DEGRADATION	9,000,000	NO KNOWN DIVERSION OF FUNDS	10/9/2019, 10/31/2018, 2/27/2017, 2/26/2016, 2/26/2015		REVIEW OF REPORT(S) DID NOT RESULT IN REASON TO DOUBT ACCURACY OR RELIABILITY
BRADLEY FAMILY FOUNDATION INC	2145 WEST BROWN DEER ROAD MILWAUKEE, WI 53217	2015-11-23	400,000	GRANT ID 3063 - LYNDEN SCULPTURE GARDEN ARTS EDUCATION/COMMUNITY ECOSYSTEM	400,000	NO KNOWN DIVERSION OF FUNDS	5/10/2019, 2/7/2018, 2/9/2017, 2/26/2016		REVIEW OF REPORT(S) DID NOT RESULT IN REASON TO DOUBT ACCURACY OR RELIABILITY
GRANTMAKERS IN AGING INC	2001 JEFFERSON DAVIS HIGHWAY SUITE 504 ARLINGTON, VA 22202	2015-12-16	350,000	GRANT ID 3372 - CREATING A SUSTAINABLE NETWORK FOR THE RURAL AGING MOVEMENT	350,000	NO KNOWN DIVERSION OF FUNDS	3/11/2019, 2/28/2018, 2/14/2017, 2/2/2016		REVIEW OF REPORT(S) DID NOT RESULT IN REASON TO DOUBT ACCURACY OR RELIABILITY
BADER PHILANTHROPIES INC	233 NORTH WATER STREET FOURTH FLOOR MILWAUKEE, WI 53202	2015-12-16	3,420,000	GRANT ID 3371 - BUILDING ELDER-FRIENDLY RURAL WISCONSIN COMMUNITIES	3,420,000	NO KNOWN DIVERSION OF FUNDS	06/19/2019, 8/31/2018, 11/1/2017, 10/26/2016		REVIEW OF REPORT(S) DID NOT RESULT IN REASON TO DOUBT ACCURACY OR RELIABILITY
PEW CHARITABLE TRUSTS	ONE COMMERCE SQUARE - 2005 MARKET STREET SUITE 2800 PHILADELPHIA, PA 19103	2016-05-10	2,000,000	GRANT ID 3465 - PEW FELLOWS PROGRAM IN MARINE CONSERVATION	1,157,025	NO KNOWN DIVERSION OF FUNDS	8/20/2019, 11/9/2018, 8/11/2017, 8/26/2016		REVIEW OF REPORT(S) DID NOT RESULT IN REASON TO DOUBT ACCURACY OR RELIABILITY
BRADLEY FAMILY FOUNDATION INC	2145 WEST BROWN DEER ROAD MILWAUKEE, WI 53217	2017-12-15	425,000	GRANT ID 4123 - ARTSECO	126,805	NO KNOWN DIVERSION OF FUNDS	5/13/2019, 10/3/2018		REVIEW OF REPORT(S) DID NOT RESULT IN REASON TO DOUBT ACCURACY OR RELIABILITY
NORTHLAND FOUNDATION	202 W SUPERIOR STREET SUITE 610 DULUTH, MN 55802	2016-11-10	2,800,000	GRANT ID 3684 - RURAL AGING INITIATIVE - PHASE 2	2,451,977	NO KNOWN DIVERSION OF FUNDS	9/5/2019, 9/10/2018, 9/22/2017		REVIEW OF REPORT(S) DID NOT RESULT IN REASON TO DOUBT ACCURACY OR RELIABILITY

Grantee's Name	Grantee's Address	Grant Date	Grant Amount	Grant Purpose	Amount Expended By Grantee	Any Diversion By Grantee?	Dates of Reports By Grantee	Date of Verification	Results of Verification
CENTER FOR DISASTER PHILANTHROPY INC	1201 CONNECTICUT AVENUE NW SUITE 300 WASHINGTON DC, DC 53202	2017-02-02	3,600,000	GRANT ID 3299 - MIDWEST EARLY RECOVERY FUND	2,022,400	NO KNOWN DIVERSION OF FUNDS	4/30/2019, 2/26/2018		REVIEW OF REPORT(S) DID NOT RESULT IN REASON TO DOUBT ACCURACY OR RELIABILITY
NATIVE ARTS AND CULTURES FOUNDATION	400 E EVERGREEN BOULEVARD SUITE 102 VANCOUVER, WA 98660	2016-07-06	900,000	GRANT ID 3419 - MENTOR FELLOWSHIPS	900,000	NO KNOWN DIVERSION OF FUNDS	8/1/2019, 1/11/2018, 1/16/2017		REVIEW OF REPORT(S) DID NOT RESULT IN REASON TO DOUBT ACCURACY OR RELIABILITY
THE CIRI FOUNDATION	3600 SAN JERONIMO DRIVE SUITE 256 ANCHORAGE, AK 99508	2016-08-08	671,000	GRANT ID 2688 - A JOURNEY TO WHAT MATTERS	671,000	NO KNOWN DIVERSION OF FUNDS	9/30/2019, 5/29/2019, 1/26/2018, 1/25/2017		REVIEW OF REPORT(S) DID NOT RESULT IN REASON TO DOUBT ACCURACY OR RELIABILITY ORIGINAL GRANT WAS APPROVED FOR \$675,000 GRANTEE EXPENDED \$671,000 AND RETURNED THE UNEXPENDED AMOUNT OF \$4,000 TO MACF
EMPIRE HEALTH FOUNDATION	POST OFFICE BOX 244 SPOKANE, WA 99201	2018-11-28	2,000,000	GRANT ID 5698 - NATIVE AMERICAN FAMILY PRESERVATION INITIATIVE - REDUCING DISPROPORTIONATE FOSTER PLACEMENTS	0	NO KNOWN DIVERSION OF FUNDS	7/10/2019		REVIEW OF REPORT(S) DID NOT RESULT IN REASON TO DOUBT ACCURACY OR RELIABILITY GRANT AWARDED IN 2018 WITH A START DATE IN 2019
CLIMATEWORKS FOUNDATION	235 MONTGOMERY STREET SUITE 1300 SAN FRANCISCO, CA 94104	2017-09-29	11,000,000	GRANT ID 3001 - SUPPORTING COMMUNITY FOREST MANAGEMENT TO REDUCE DEFORESTATION AND DEGRADATION	5,476,603	NO KNOWN DIVERSION OF FUNDS	4/18/19, 3/20/18		REVIEW OF REPORT(S) DID NOT RESULT IN REASON TO DOUBT ACCURACY OR RELIABILITY

TY 2018 General Explanation Attachment**Name:** MARGARET A CARGILL FOUNDATION**EIN:** 37-1758406**General Explanation Attachment**

Identifier	Return Reference	Explanation	
1	ANALYSIS OF REVENUE AND EXPENSES	FORM 990PF, PAGE 1, PART I	MARGARET A CARGILL FOUNDATION AND ANNE RAY FOUNDATION SHARE OPERATIONS IN PURSUIT OF THEIR SHARED VISION IN ORDER TO MAXIMIZE ASSETS AVAILABLE FOR CHARITABLE GRANTMAKING FOR CLARITY, THE REVENUE AND EXPENSES REPORTED IN PART I ARE THE REVENUE AND EXPENSES OF THE REPORTING ENTITY ONLY, MARGARET A CARGILL FOUNDATION OTHER SECTIONS OF THE FORM 990-PF, INCLUDING COMPENSATION DISCLOSURES, INCLUDE AMOUNTS FOR MARGARET A CARGILL FOUNDATION AND ANNE RAY FOUNDATION, AS REQUIRED THE AMOUNT TRANSFERRED FROM ANNE RAY FOUNDATION TO MARGARET A CARGILL FOUNDATION FOR THE SHARED COSTS IS REPORTED AT STATEMENT 16

General Explanation Attachment

Identifier	Return Reference	Explanation	
2	CONTINUATION OF STATEMENT 21	FORM 990PF, PART VII-B, LINE 5C	IN ADDITION TO THE EXPENDITURE RESPONSIBILITY INFORMATION PROVIDED IN CONTINUATION STATEMENT 21, THE FOLLOWING ADDITIONAL INFORMATION IS PROVIDED REGARDING CERTAIN EXPENDITURE RESPONSIBILITY GRANTS CLIMATEWORKS FOUNDATION - GRANT ID 2799 AMOUNT OF GRANT RE-GRANTED \$7,508,018AMOUNT OF RE-GRANT SPENT \$7,508,018PEW CHARITABLE TRUSTS - GRANT ID 3465 AMOUNT OF GRANT RE-GRANTED \$450,000AMOUNT OF RE-GRANT SPENT \$112,396CLIMATEWORKS FOUNDATION - GRANT ID 3001AMOUNT OF GRANT RE-GRANTED \$5,126,603AMOUNT OF RE-GRANT SPENT \$1,311,643CENTER FOR DISASTER PHILANTHROPY INC - GRANT ID 3299AMOUNT OF GRANT RE-GRANTED \$1,459,889AMOUNT OF RE-GRANT SPENT \$512,292NORTHLAND FOUNDATION - GRANT ID 3684AMOUNT OF GRANT RE-GRANTED \$1,489,907AMOUNT OF RE-GRANT SPENT \$1,175,803NATIVE ARTS & CULTURES FOUNDATION - GRANT ID 3419AMOUNT OF GRANT RE-GRANTED \$540,000AMOUNT OF RE-GRANT SPENT \$540,000

General Explanation Attachment

Identifier	Return Reference	Explanation	
3		FORM 990-PF, PART VIII, LINE 1 AND LINE 2	PART VIII, LINE 1 AND LINE 2, LIST OF OFFICERS, DIRECTORS, TRUSTEES AND FOUNDATION MANAGERS AND HIGHEST-PAID EMPLOYEES EMPLOYEE COMPENSATION REPORTED ON PART VIII LINE 1 AND LINE 2 IS FOR SERVICES PERFORMED FOR THE FILING ORGANIZATION (MACF) AND ANNE RAY FOUNDATION (ARF) EACH OF THE REPORTED INDIVIDUALS ARE EMPLOYED BY MACF AND PROVIDE SERVICES TO BOTH MACF AND ARF, A RELATED ENTITY, UNDER A SHARED SERVICES AGREEMENT AMOUNTS REPORTED IN COLUMN (E) (EXPENSE ACCOUNT, OTHER ALLOWANCES) ARE NON-TAXABLE BENEFITS EMPLOYEE COMPENSATION INCLUDES AMOUNTS REPORTED AS TAXABLE COMPENSATION IN THE CURRENT YEAR AS WELL AS DEFERRED COMPENSATION WHEN APPLICABLE, CURRENT YEAR TAXABLE COMPENSATION FOR ALL STAFF INCLUDES THE AMOUNT VESTED IN THE CURRENT YEAR WHICH WAS PREVIOUSLY REPORTED AS DEFERRED COMPENSATION ON A PRIOR FORM 990-PF, RESULTING IN DOUBLE COUNTING OVER TIME

General Explanation Attachment

Identifier	Return Reference	Explanation	
4		FORM 990PF, PART VII-B, LINE 1A(2) AND LINE 1A(4)	FORM 990PF, PART VII-B, LINE 1A(2)MARGARET A CARGILL FOUNDATION HELD DEPOSITS FROM DISQUALIFIED PERSONS NO INTEREST IS PAID ON THESE DEPOSITS FORM 990PF, PART VII-B, LINE 1A(4)MARGARET A CARGILL FOUNDATION AND ANNE RAY FOUNDATION SHARE OPERATIONS IN PURSUIT OF THEIR SHARED VISION IN ORDER TO MAXIMIZE ASSETS AVAILABLE FOR CHARITABLE GRANTMAKING AS PART OF THE SHARED OPERATIONS, ALL STAFF LISTED IN PART VIII, INCLUDING OFFICERS AND FOUNDATION MANAGERS, ARE EMPLOYEES OF MARGARET A CARGILL FOUNDATION MARGARET A CARGILL FOUNDATION PAYS DISQUALIFIED PERSONS REASONABLE COMPENSATION FOR SERVICES PROVIDED TO IT MARGARET A CARGILL FOUNDATION OBTAINS AN INDEPENDENT COMPENSATION CONSULTANT'S REPORT THAT DOCUMENTS THE REASONABLENESS OF COMPENSATION TO BE PAID TO FOUNDATION MANAGERS, DIRECTORS, AND CERTAIN OTHER EXECUTIVES THE REPORT IS BASED ON PUBLISHED SURVEY DATA AS WELL AS FORM 990 DATA FOR COMPARABLE ORGANIZATIONS THE REPORT IS PROVIDED TO THE FOUNDATION'S INDEPENDENT COMPENSATION COMMITTEE AND BOARD OF DIRECTORS THE COMMITTEE AND BOARD REVIEW AND DISCUSS THE REPORT, INCLUDING THE DETERMINATION THAT COMPENSATION IS REASONABLE, BEFORE APPROVING COMPENSATION

TY 2018 Investments Corporate Bonds Schedule**Name:** MARGARET A CARGILL FOUNDATION**EIN:** 37-1758406**Investments Corporate Bonds Schedule**

Name of Bond	End of Year Book Value	End of Year Fair Market Value
21ST CENTY FOX	75,467	75,467
21ST CENTY FOX	372,549	372,549
3M CO FIXED	93,797	93,797
5TH 3RD BK CIN OH	196,996	196,996
ABB FIN USA INC 2.875	147,700	147,700
ABBOTT LABS 3.75	55,305	55,305
ABBOTT LABS 4.75	52,197	52,197
ABBOTT LABS 4.9	104,972	104,972
ABBVIE INC 2.3	195,314	195,314
ABBVIE INC 2.9	291,909	291,909
ABBVIE INC 4.3	44,609	44,609
ABBVIE INC FIXED 4.5	120,264	120,264
ABBVIE INC FIXED 4.7	136,412	136,412
ACE INA HLDGS INC 2.3	172,497	172,497
ACTAVIS FDG SCS 4.55	47,430	47,430
AERCAP IRELAND CAP 3.95	245,609	245,609
AERCAP IRELAND CAP 4.5	150,433	150,433
AETNA INC NEW 3.875	42,332	42,332
AETNA INC NEW 4.5	69,626	69,626
AFLAC INC 3.625	99,922	99,922

Investments Corporate Bonds Schedule

Name of Bond	End of Year Book Value	End of Year Fair Market Value
AGL CAP CORP 3.25	93,510	93,510
AGL CAP CORP 5.875	56,507	56,507
AIR LEASE CORP 3	28,171	28,171
AIR LEASE CORP 3.25	91,877	91,877
AIR LEASE CORP 3.375	24,761	24,761
ALIBABA GROUP HLDG 3.4	323,631	323,631
ALLERGAN INC 2.8	306,524	306,524
ALLSTATE CORP 3.15	159,796	159,796
ALLSTATE CORP FLTG RT 5.75	146,250	146,250
ALPHABET INC 1.998	45,455	45,455
AMAZON COM INC 3.15	96,548	96,548
AMAZON COM INC 3.8	127,937	127,937
AMAZON COM INC 4.05	97,710	97,710
AMAZON COM INC FIXED 3.875	96,576	96,576
AMAZON COM INC FIXED 4.25	48,582	48,582
AMER MOVIL SAB DE CV 6.125	176,598	176,598
AMEREN CORP 3.65	196,410	196,410
AMEREN ILL CO 3.7	45,595	45,595
AMERICAN EXPRESS CREDIT 2.375	395,805	395,805
AMERICAN HONDA FIN CORP MED TERM NTS BOOK 2.6	145,945	145,945

Investments Corporate Bonds Schedule

Name of Bond	End of Year Book Value	End of Year Fair Market Value
AMERICAN TOWER CORP 3.6	46,717	46,717
AMERIPRISE FINL 3.7	99,958	99,958
AMERISOURCEBERGEN 3.45	93,150	93,150
AMERISOURCEBERGEN 4.3	42,774	42,774
AMERN AIRLINES INC 3.7	188,253	188,253
AMERN EXPRESS CO 2.65	145,110	145,110
AMERN EXPRESS CO 4.05	47,114	47,114
AMERN HONDA FIN 1.65	144,506	144,506
AMERN HONDA FIN 2.3	91,121	91,121
AMERN HONDA FIN 2.45	172,901	172,901
AMERN INTL GROUP 3.875	128,830	128,830
AMERN INTL GROUP 4.75	91,512	91,512
AMERN TOWER CORP 5	181,027	181,027
AMERN WTR CAP CORP 3.75	44,927	44,927
AMERN WTR CAP CORP FIXED 3.4	98,798	98,798
AMGEN INC 2.6	40,892	40,892
AMGEN INC 2.65	146,632	146,632
AMGEN INC 4.4	116,899	116,899
AMGEN INC 4.563	47,883	47,883
AMGEN INC FIXED 3.125	167,440	167,440

Investments Corporate Bonds Schedule

Name of Bond	End of Year Book Value	End of Year Fair Market Value
AMPHENOL CORP NEW 3.2	96,964	96,964
ANADARKO PETE CORP 4.5	84,740	84,740
ANALOG DEVICES INC 3.5	23,928	23,928
ANALOG DEVICES INC 3.9	147,201	147,201
ANHEUSER BUSCH 2.5	71,609	71,609
ANHEUSER BUSCH 3.75	39,195	39,195
ANHEUSER-BUSCH 2.65	149,476	149,476
ANHEUSER-BUSCH 3.75	150,111	150,111
ANHEUSER-BUSCH 4	95,653	95,653
ANHEUSER-BUSCH 4.6	89,626	89,626
ANHEUSER-BUSCH 4.75	43,511	43,511
ANHEUSER-BUSCH INBEV WOR 8.2	96,433	96,433
ANTHEM INC 3.65	210,194	210,194
ANTHEM INC 4.65	72,127	72,127
AON PLC 4.75	73,592	73,592
APACHE CORP 5.1	45,287	45,287
APACHE CORP 6	119,880	119,880
APPLE INC 1.8	246,851	246,851
APPLE INC 2.4	386,772	386,772
APPLE INC 2.85	59,264	59,264

Investments Corporate Bonds Schedule

Name of Bond	End of Year Book Value	End of Year Fair Market Value
APPLE INC 3.25	63,448	63,448
APPLE INC 3.35	146,159	146,159
APPLE INC 3.85	94,698	94,698
APPLE INC 4.25	74,738	74,738
APPLE INC 4.375	101,557	101,557
APPLE INC 4.45	51,647	51,647
APPLE INC 4.65	52,927	52,927
APPLE INC FIXED 3.75	27,568	27,568
APPLIED MATLS INC 4.3	154,420	154,420
APPLIED MATLS INC 4.35	48,884	48,884
APTIV PLC FIXED 3.15	198,000	198,000
APTIV PLC FIXED 4.4	130,922	130,922
ARCELORMITTAL STEP CPN 7	52,680	52,680
ARCH CAP FIN LLC 4.011	149,783	149,783
ARCHER-DANIELS 2.5	231,844	231,844
ARIZONA PUB SVC CO 3.75	45,562	45,562
ASCENSION HLTH 3.945	48,195	48,195
ASTRAZENECA PLC 3.375	241,579	241,579
ASTRAZENECA PLC 4.375	56,775	56,775
AT&T INC 3.2	295,937	295,937

Investments Corporate Bonds Schedule

Name of Bond	End of Year Book Value	End of Year Fair Market Value
AT&T INC 3.4	282,496	282,496
AT&T INC 4.125	48,860	48,860
AT&T INC 4.35	109,859	109,859
AT&T INC 4.5	128,356	128,356
AT&T INC 4.5	112,225	112,225
AT&T INC 4.75	88,789	88,789
AT&T INC 5.25	98,223	98,223
AT&T INC 5.35	194,294	194,294
AT&T INC 5.65	49,932	49,932
AT&T INC 6.375	81,219	81,219
AUSTRALIA & NEW 2.3	341,578	341,578
AUTONATION INC 3.8	89,149	89,149
AUTOZONE INC 4.0	100,776	100,776
AVALONBAY CMNTYS 2.95	47,487	47,487
AVALONBAY CMNTYS FIXED 4.15	47,481	47,481
AVNET INC 4.625	29,311	29,311
BAKER HUGHES A GE CO LLC 5.125	142,919	142,919
BAKER HUGHES INC 3.2	74,134	74,134
BANCO SANTANDER SA FIXED 4.25	186,860	186,860
BANK AMER CORP 3.3	344,701	344,701

Investments Corporate Bonds Schedule

Name of Bond	End of Year Book Value	End of Year Fair Market Value
BANK AMER CORP 3.419	67,259	67,259
BANK AMER CORP 3.5	153,974	153,974
BANK AMER CORP 4.75	49,319	49,319
BANK AMER CORP 5	77,615	77,615
BANK AMER CORP BNDS 4.443	48,052	48,052
BANK AMER CORP FIXED 3.824	145,515	145,515
BANK AMER CORP FLTG RT 2.369	147,316	147,316
BANK AMER CORP FLTG RT 2.881	243,148	243,148
BANK AMER CORP FLTG RT 3.593	142,248	142,248
BANK NEW YORK INC MEDIUM TERM SR NTS BOO 2.6	322,862	322,862
BANK NEW YORK MELLON CORP MEDIUM TERM SR NT BOOK ENTRY 3.4	145,854	145,854
BANK NOVA SCOTIA 2.45	193,104	193,104
BANK OF AMERICA CORP 3.55	246,977	246,977
BANK OF AMERICA CORP BNDS 4.2	347,130	347,130
BARCLAYS PLC 3.684	240,214	240,214
BARCLAYS PLC 4.337	185,068	185,068
BARCLAYS PLC 4.375	189,986	189,986
BAXALTA INC 5.25	15,204	15,204
BAXTER INTL INC 2.6	45,642	45,642
BB&T BRH BKG & TR 3.625	245,069	245,069

Investments Corporate Bonds Schedule

Name of Bond	End of Year Book Value	End of Year Fair Market Value
BECTON DICKINSON & 2.404	98,439	98,439
BECTON DICKINSON & 3.7	94,584	94,584
BECTON DICKINSON & 4.669	47,028	47,028
BECTON DICKINSON & 4.685	23,399	23,399
BERKSHIRE HATHAWAY 2.9	150,515	150,515
BERKSHIRE HATHAWAY 5.75	149,414	149,414
BERKSHIRE HATHAWAY ENERGY CO 3.8	89,753	89,753
BIOGEN INC 3.625	60,157	60,157
BIOGEN INC 5.2	77,439	77,439
BK MONTREAL MEDIUM TRANCHE # 2.55	242,427	242,427
BK NOVA SCOTIA B C 2.7	156,509	156,509
BNP PARIBAS / BNP 5	258,693	258,693
BOEING CO SR NT 5.875	155,486	155,486
BPCE S A NTS BOOK ENTRY	250,979	250,979
BRIGHTHOUSE FINL 4.7	37,232	37,232
BRIGHTHOUSE FINL INC 3.7	42,249	42,249
BRISTOL MYERS 4.5	52,456	52,456
BRITISH TELECOMMUNICATIONS P L C NT	81,148	81,148
BRIXMOR OPER 4.125	96,833	96,833
BROADCOM CORP / 2.375	246,878	246,878

Investments Corporate Bonds Schedule

Name of Bond	End of Year Book Value	End of Year Fair Market Value
BROADCOM CORP/ CAYMN FI 3.875	179,421	179,421
BROADRIDGE FINL 3.4	28,542	28,542
BROOKFIELD FIN INC 4.25	48,982	48,982
BSTN PPTYS LTD 3.65	116,119	116,119
BSTN SCIENTIFIC 3.85	196,751	196,751
BUCKEYE PARTNERS L 4.125	134,876	134,876
BUCKEYE PARTNERS L 5.6	44,549	44,549
BUNGE LTD FIN CORP 3.25	43,809	43,809
BURL NORTHN SANTA FIXED 3.25	156,609	156,609
BURLINGTON NORTHN SANTA FE 3.75	204,431	204,431
BURLINGTON NORTHN SANTA FE LLC 4.9	215,632	215,632
CAMPBELL SOUP CO 4.15	139,649	139,649
CAP 1 FINL CORP 3.3	236,437	236,437
CAP 1 FINL CORP 3.75	92,879	92,879
CAP 1 FINL CORP 4.2	96,213	96,213
CARDINAL HLTH INC 4.9	112,730	112,730
CATERPILLAR FINL 3.3 DUE 06-09-2024	248,503	248,503
CATERPILLAR INC 4.75	50,707	50,707
CBS CORP 4	213,141	213,141
CBS CORP NEW 5.9	26,375	26,375

Investments Corporate Bonds Schedule

Name of Bond	End of Year Book Value	End of Year Fair Market Value
CDN NATL RAILWAYS 2.85	248,296	248,296
CDN NATL RY CO 2.75	23,909	23,909
CDN NATL RY CO 3.2	42,881	42,881
CDN PAC RY CO NEW 2.9	143,629	143,629
CDN PAC RY CO NEW 5.95	87,212	87,212
CELGENE CORP 3.25	97,645	97,645
CELGENE CORP 3.875	72,200	72,200
CELGENE CORP 5	69,351	69,351
CELGENE CORP FIXED 4.35	84,211	84,211
CENTERPOINT ENERGY 2.4	137,827	137,827
CENTERPOINT ENERGY INC 3.85	100,486	100,486
CF WTC CTF CORE HIGH YIELD BOND FUND	26,897,108	26,897,108
CHARTER 4.464	100,961	100,961
CHARTER 4.908	198,872	198,872
CHARTER 5.375	67,963	67,963
CHARTER 6.484	77,095	77,095
CHARTER COMMUNICATIONS OPER LLC/CHARTE 4.2	94,200	94,200
CHUBB INA HOLDINGS 4.35	77,212	77,212
CIGNA CORP 3.875	20,874	20,874
CIGNA CORP 4 DUE 02-15-2022	101,024	101,024

Investments Corporate Bonds Schedule

Name of Bond	End of Year Book Value	End of Year Fair Market Value
CIMAREX ENERGY CO 3.9	92,794	92,794
CISCO SYS INC 1.85	194,472	194,472
CISCO SYS INC 3	99,927	99,927
CISCO SYS INC SR NT 5.9 DUE 02-15-2039 REG	92,339	92,339
CITIBANK N A 3.05	249,683	249,683
CITIGROUP INC 2.876	241,932	241,932
CITIGROUP INC 3.142	147,338	147,338
CITIGROUP INC 3.2	92,319	92,319
CITIGROUP INC 3.4	188,124	188,124
CITIGROUP INC 3.887	192,982	192,982
CITIGROUP INC 4.45	192,763	192,763
CITIGROUP INC 4.6	182,584	182,584
CITIGROUP INC 6.675	58,984	58,984
CITIGROUP INC 8.125	104,051	104,051
CITIGROUP INC FLTG RT 3.668	94,468	94,468
CITIGROUP INC FLTG RT 4.281	46,190	46,190
CITIZENS BK MEDIUM 2.55	244,520	244,520
CLECO CORP HLDGS 4.973	48,897	48,897
CME GROUP INC 3	146,056	146,056
CMS ENERGY CORP 3.45	144,332	144,332

Investments Corporate Bonds Schedule

Name of Bond	End of Year Book Value	End of Year Fair Market Value
CNA FINL CORP 4.5	50,408	50,408
CNH INDL CAP LLC 4.2	148,239	148,239
COCA COLA CO 2.5	48,800	48,800
COCA COLA CO 2.55	47,069	47,069
COCA COLA CO 3.15	251,716	251,716
COLGATE-PALMOLIVE CO MEDIUM TERM NTS	97,997	97,997
COMCAST CORP 3.7	150,916	150,916
COMCAST CORP 4.7	101,088	101,088
COMCAST CORP NEW 3.375	146,163	146,163
COMCAST CORP NEW 3.4	41,429	41,429
COMCAST CORP NEW 3.95	151,776	151,776
COMCAST CORP NEW 4.15	152,315	152,315
COMCAST CORP NEW 4.95	50,833	50,833
COMCAST CORP NEW FIXED 3.999	134,409	134,409
COMMONWEALTH EDISON CO 4.0	48,233	48,233
CONAGRA BRANDS INC 5.4	92,097	92,097
CONAGRA FOODS INC 3.2	80,545	80,545
CONCHO RES INC 4.875	47,442	47,442
CONNECTICUT LIGHT & POWER 4.15	49,863	49,863
CONNECTICUT LIGHT & POWER CO 4.0	49,357	49,357

Investments Corporate Bonds Schedule

Name of Bond	End of Year Book Value	End of Year Fair Market Value
CONS EDISON CO N Y 4.625	48,887	48,887
CONS EDISON CO N Y INC 4.45	149,725	149,725
CONSTELLATION 3.7	47,073	47,073
CONSTELLATION 4.1	63,215	63,215
COOPERATIEVE 3.75	327,998	327,998
CORNING INC 4.75	47,590	47,590
CORP OFFICE PPTYS 5	76,363	76,363
COSTCO WHSL CORP 2.3	244,475	244,475
COSTCO WHSL CORP 3	96,458	96,458
COUNTRYWIDE HOME EQUITY LN TR SER 2004	8,749	8,749
CR SUISSE AG NEW 5.4	126,934	126,934
CR SUISSE GROUP 3.125	247,555	247,555
CR SUISSE GROUP 4.55	247,521	247,521
CROWN CASTLE INTL 3.7	144,188	144,188
CSX CORP 2.6	45,490	45,490
CSX CORP 3.25	47,043	47,043
CSX CORP 5.5	110,869	110,869
CSX CORP FIXED 4.3	71,408	71,408
CVS HEALTH CORP 2.8	99,098	99,098
CVS HEALTH CORP 3.7	148,394	148,394

Investments Corporate Bonds Schedule

Name of Bond	End of Year Book Value	End of Year Fair Market Value
CVS HEALTH CORP 4.1	148,503	148,503
CVS HEALTH CORP 4.3	293,283	293,283
CVS HEALTH CORP 4.78	143,738	143,738
CVS HEALTH CORP 4.875	48,323	48,323
CVS HEALTH CORP 5.05	194,522	194,522
CWABS INC 2004-B REVOLVING HOME EQUITY LN ASSET	10,351	10,351
DDR CORP FIXED 4.25	49,063	49,063
DEERE & CO 2.6	318,082	318,082
DEUTSCHE BK AG 3.7	145,341	145,341
DEUTSCHE BK AG N Y FIXED 3.7	181,676	181,676
DEUTSCHE TELEKOM STEP CPN 8.75	195,642	195,642
DIAGEO CAP PLC 2.625	315,281	315,281
DIAMOND 1 FIN CORP 4.42	149,753	149,753
DIAMOND 1 FIN CORP 5.45	152,646	152,646
DIGITAL RLTY TR LP 3.4	233,253	233,253
DISCOVER BK NEW 4.2	250,058	250,058
DISCOVERY 3.95	55,634	55,634
DISCOVERY COMMUNICATIONS 4.95	88,559	88,559
DISNEY WALT CO NEW 4.125	49,525	49,525
DISNEY WALT CO NEW MEDIUM TERM NTS	195,779	195,779

Investments Corporate Bonds Schedule

Name of Bond	End of Year Book Value	End of Year Fair Market Value
DOMINION ENERGY GAS HLDGS LLC 4.6	147,887	147,887
DOMINION GAS HLDGS 2.8	172,403	172,403
DOMINION RES INC 2.85	92,148	92,148
DOMINION RESOURCES INC 4.9	24,815	24,815
DOVER CORP 3.15	152,993	152,993
DOW CHEM CO 4.125	305,278	305,278
DOW CHEM CO 5.25	99,783	99,783
DOW CHEM CO 5.55	50,698	50,698
DOW CHEM CO NT 9.4	72,320	72,320
DR PEPPER SNAPPLE 3.4	141,126	141,126
DTE ELEC CO 4	121,694	121,694
DUKE ENERGY 2.5	144,909	144,909
DUKE ENERGY 2.95	143,603	143,603
DUKE ENERGY CORP 3.55	100,271	100,271
DUKE ENERGY FIXED 3.7	118,076	118,076
EASTMAN CHEM CO 4.65	44,706	44,706
EATON CORP OHIO 4	98,761	98,761
EBAY INC 3.8	50,208	50,208
EBAY INC FIXED 3.6	74,654	74,654
ECOLAB INC 3.25	48,262	48,262

Investments Corporate Bonds Schedule

Name of Bond	End of Year Book Value	End of Year Fair Market Value
ECOLAB INC 3.25	149,419	149,419
ELI LILLY & CO 3.95	24,442	24,442
EMERA US FIN LP 4.75	48,075	48,075
EMERSON ELEC CO NT 2.625	97,955	97,955
ENABLE MIDSTREAM PARTNERS LP 4.4	326,809	326,809
ENCANA CORP 6.5	108,419	108,419
ENCANA CORP 6.625	53,337	53,337
ENTERGY LA LLC 2.4	183,919	183,919
ENTERGY LA LLC 3.05	91,029	91,029
ENTERPRISE PRODS 3.95	348,455	348,455
ENTERPRISE PRODS 5.1	326,179	326,179
ENTERPRISE PRODS OPER DTD	128,845	128,845
EOG RES INC 2.45	297,093	297,093
EQT CORP 3.9	86,208	86,208
ERP OPER LTD 4.5	125,970	125,970
ESTEE LAUDER COS FIXED 4.375	31,437	31,437
EXELON CORP 4.45	47,031	47,031
EXELON CORP 5.1	102,939	102,939
EXELON CORP JR SUB NT	156,464	156,464
EXELON GENERATION 5.6	48,677	48,677

Investments Corporate Bonds Schedule

Name of Bond	End of Year Book Value	End of Year Fair Market Value
EXELON GENERATION CO LLC 2.95	74,639	74,639
EXPEDIA INC FIXED 3.8	72,547	72,547
EXPRESS SCRIPTS 3.4	92,766	92,766
EXPRESS SCRIPTS 3.9	175,807	175,807
EXPRESS SCRIPTS 4.8	47,934	47,934
FEDEX CORP 4.55	90,887	90,887
FEDEX CORP BOND 5.1	147,669	147,669
FID NATL 3.875	224,750	224,750
FIFTH 3RD BANCORP 2.875	99,423	99,423
FIRST REPUBLIC BANK 2.5	242,272	242,272
FIRSTENERGY CORP 4.85	49,921	49,921
FISERV INC 4.75 DUE 06-15-2021	309,000	309,000
FL PWR & LT CO 3.25	149,644	149,644
FL PWR & LT CO 3.95	73,248	73,248
FL PWR & LT CO 5.69	60,849	60,849
FORD MTR CO DEL 5.291	82,098	82,098
FORD MTR CO DEL 7.4	51,495	51,495
FORD MTR CO DEL NT	96,398	96,398
FORD MTR CR CO LLC	180,156	180,156
FORD MTR CR CO LLC 2.459	587,360	587,360

Investments Corporate Bonds Schedule

Name of Bond	End of Year Book Value	End of Year Fair Market Value
FUT MAR 19 CME EMINIRUS2K	27,047,450	27,047,450
FUT MAR 19 EMINI S&P 500	24,676,220	24,676,220
FUT MAR 19 EMINI S&P 500	1,878,900	1,878,900
FUT MAR 19 ICUS MSCI EAF	15,272,400	15,272,400
FUT MAR 19 ICUS MSCI EMG	43,796,040	43,796,040
FUT MAR 19 IMMEMINI MDCP	1,994,640	1,994,640
FUT MAR 19 IMMEMINI MDCP	166,220	166,220
FUT MAR 19 ME S&P CAN 60	1,380,920	1,380,920
GATX CORP 3.25	27,503	27,503
GE CAP INTL FDG CO 4.418	293,148	293,148
GEN DYNAMICS CORP 2.25	97,568	97,568
GEN ELEC CAP CORP MEDIUM TERM NTS	52,275	52,275
GEN ELEC CAP CORP MEDIUM TERM NTS	150,450	150,450
GENERAL ELEC CAP CORP MEDIUM TERM NTS 2.2	221,724	221,724
GENERAL ELEC CO 2.7	69,594	69,594
GENERAL MLS INC 3.2	137,914	137,914
GEORGE WASH UNIV 4.868	27,761	27,761
GILEAD SCIENCES 2.55	198,382	198,382
GILEAD SCIENCES 3.65	73,515	73,515
GILEAD SCIENCES 4.15	92,114	92,114

Investments Corporate Bonds Schedule

Name of Bond	End of Year Book Value	End of Year Fair Market Value
GILEAD SCIENCES 4.75	124,012	124,012
GLAXOSMITHKLINE 6.375	157,119	157,119
GOLDCORP INC NEW 5.45	99,000	99,000
GOLDMAN SACHS 2.6	122,660	122,660
GOLDMAN SACHS 3.5	92,365	92,365
GOLDMAN SACHS 3.691	92,937	92,937
GOLDMAN SACHS 3.85	188,129	188,129
GOLDMAN SACHS 4	172,685	172,685
GOLDMAN SACHS 4.75	47,573	47,573
GOLDMAN SACHS 4.8	47,616	47,616
GOLDMAN SACHS 5.15	70,136	70,136
GOLDMAN SACHS 6	155,278	155,278
GOLDMAN SACHS 6.25	125,461	125,461
GOLDMAN SACHS 6.75	112,928	112,928
GOLDMAN SACHS FLTG RT 4.017	88,001	88,001
GOLDMAN SACHS GROUP INC 2.908	95,999	95,999
GOLDMAN SACHS GROUP INC MEDIUM TERM NTS	408,944	408,944
GRAINGER W W INC 3.75	45,208	45,208
GRUPO TELEVISA S A 4.625	296,715	296,715
HARRIS CORP DEL 3.832	245,223	245,223

Investments Corporate Bonds Schedule

Name of Bond	End of Year Book Value	End of Year Fair Market Value
HARTFORD FINL SVCS GROUP INC 4.4	46,633	46,633
HASBRO INC 5.1	22,614	22,614
HCP INC 4.25	250,382	250,382
HERSHEY CO 2.3	45,859	45,859
HESS CORP 4.3	22,908	22,908
HESS CORP 5.8	89,755	89,755
HESS CORP 6	45,831	45,831
HEWLETT PACKARD CO 6	49,562	49,562
HEWLETT PACKARD ENTERPRISE CO NT	226,769	226,769
HEWLETT PACKARD STEP CPN 6.35	23,336	23,336
HLTH CARE REIT INC 5.25	233,900	233,900
HOLLYFRONTIER CORP 5.875	151,636	151,636
HOME DEPOT INC 2.625	217,693	217,693
HOME DEPOT INC 3.35	197,458	197,458
HOME DEPOT INC 5.95	306,778	306,778
HOME DEPOT INC FIXED 1.8	49,285	49,285
HONEYWELL INTL INC 1.85	115,971	115,971
HONEYWELL INTL INC 2.5	46,766	46,766
HONEYWELL INTL INC FIXED 3.812	47,465	47,465
HOSPITALITY PPTYS 4.5	194,793	194,793

Investments Corporate Bonds Schedule

Name of Bond	End of Year Book Value	End of Year Fair Market Value
HOST HOTELS & 4.5	198,651	198,651
HSBC HLDGS PLC 3.4	249,351	249,351
HSBC HLDGS PLC 6.1	58,120	58,120
HSBC HLDGS PLC 6.5	226,673	226,673
HSBC HLDGS PLC 6.8	118,094	118,094
HSBC HOLDINGS PLC 4.25 NTS	248,103	248,103
HSBC USA INC NEW 2.75	296,736	296,736
HUMANA INC 4.95	51,360	51,360
HYATT HOTELS CORP 4.85	102,398	102,398
IL TOOL WKS INC 3.9	49,219	49,219
INFLEXION PARTNERSHIP CAPITAL FUND	2,067	2,067
INGERSOLL-RAND 3.55	158,512	158,512
INTEL CORP 2.35	146,700	146,700
INTEL CORP 2.7	68,948	68,948
INTEL CORP 3.7	100,873	100,873
INTEL CORP 3.734	73,148	73,148
INTEL CORP 4.1	47,991	47,991
INTERCONTINENTAL 3.75	150,694	150,694
INTESA SANPAOLO S P A 5.25	195,315	195,315
INTL BUSINESS 1.875	94,404	94,404

Investments Corporate Bonds Schedule

Name of Bond	End of Year Book Value	End of Year Fair Market Value
INTL BUSINESS 3.625	198,552	198,552
INTL BUSINESS 4.7	99,841	99,841
INTL PAPER CO 3	136,541	136,541
INTL PAPER CO 5.15	140,826	140,826
INVESCO FIN PLC 3.125	49,007	49,007
ITC HLDGS CORP 3.35	190,626	190,626
J P MORGAN CHASE & CO 2.295	487,822	487,822
JEFFERIES GROUP 6.5	50,622	50,622
JOHNSON & JOHNSON 2.45	46,961	46,961
JOHNSON & JOHNSON 2.625	192,628	192,628
JOHNSON & JOHNSON 2.95	50,125	50,125
JOHNSON & JOHNSON 3.625	48,095	48,095
JOHNSON & JOHNSON 3.7	71,236	71,236
JOHNSON & JOHNSON 3.75	47,479	47,479
JOHNSON & JOHNSON 4.5	53,538	53,538
JOHNSON CTLS INTL PLC SR NT	70,929	70,929
JPMORGAN CHASE & 2.7	96,053	96,053
JPMORGAN CHASE & 2.95	92,353	92,353
JPMORGAN CHASE & 3.2	47,088	47,088
JPMORGAN CHASE & 3.625	347,669	347,669

Investments Corporate Bonds Schedule

Name of Bond	End of Year Book Value	End of Year Fair Market Value
JPMORGAN CHASE & 4.125	175,623	175,623
JPMORGAN CHASE & 4.5	618,232	618,232
JPMORGAN CHASE & 4.95	152,121	152,121
JPMORGAN CHASE & CO 3.782	97,072	97,072
JPMORGAN CHASE & CO 4.25	127,973	127,973
JPMORGAN CHASE & CO 5.625	109,929	109,929
JPMORGAN CHASE & CO BNDS 4.26	120,911	120,911
JUNIPER NETWORKS 4.5	100,743	100,743
KAISER FNDTN HOSPS 4.15	98,767	98,767
KELLOGG CO 3.25	178,455	178,455
KERR MCGEE CORP 6.95	178,378	178,378
KEYBANK NATL ASSN 2.5	343,112	343,112
KILROY RLTY L P 3.45	72,468	72,468
KIMBERLY CLARK 2.75	62,021	62,021
KIMBERLY CLARK 3.05	146,338	146,338
KIMCO RLTY CORP 2.8	26,984	26,984
KIMCO RLTY CORP 4.45	45,309	45,309
KINDER MORGAN 3.95	149,929	149,929
KINDER MORGAN 6.95	278,837	278,837
KINDER MORGAN INC 5.05	45,657	45,657

Investments Corporate Bonds Schedule

Name of Bond	End of Year Book Value	End of Year Fair Market Value
KINDER MORGAN INC 5.2	71,596	71,596
KINDER MORGAN INC 5.3	49,008	49,008
KING STREET FDG TR 3.125	140,015	140,015
KOHL'S CORP 5.55	46,758	46,758
KONINKLIJKE NT 5	53,835	53,835
KRAFT FOODS GROUP 5	89,427	89,427
KRAFT HEINZ FOODS 2.8	173,728	173,728
KRAFT HEINZ FOODS 3	89,208	89,208
KRAFT HEINZ FOODS 4.375	82,383	82,383
KROGER CO 3.85	428,489	428,489
KROGER CO 3.875	81,339	81,339
KROGER CO 4.45	43,807	43,807
LAB CORP AMER 4.7	69,821	69,821
LEGG MASON INC 4.75	102,182	102,182
LILLY ELI & CO 2.75	240,804	240,804
LINCOLN NATL CORP 7	62,871	62,871
LLOYDS BKG GROUP 4.5	193,125	193,125
LLOYDS BKG GROUP FLTG RT 2.907	189,387	189,387
LLOYDS BKG GROUP FLTG RT 3.574	177,905	177,905
LOCKHEED MARTIN 2.5	316,271	316,271

Investments Corporate Bonds Schedule

Name of Bond	End of Year Book Value	End of Year Fair Market Value
LOCKHEED MARTIN 4.7	156,305	156,305
LOEWS CORP 3.75	49,553	49,553
LOWES COS INC 3.375	237,239	237,239
LOWES COS INC 4.65	141,628	141,628
LYB INTL FIN B V 4.875	90,810	90,810
MA INST TECH 3.885	68,310	68,310
MACYS RETAIL HLDGS 3.625	140,034	140,034
MACYS RETAIL HLDGS 4.5	4,801	4,801
MAGELLAN MIDSTREAM 4.2	44,460	44,460
MAGELLAN MIDSTREAM 5	141,113	141,113
MAGELLAN MIDSTREAM 5.15	75,261	75,261
MANULIFE FINL CORP 4.15	151,498	151,498
MARKEL CORP 5	44,643	44,643
MARRIOTT INTL INC 2.3	96,139	96,139
MARRIOTT INTL INC 3.125	45,403	45,403
MARSH & MCLENNAN 3.3	29,663	29,663
MARSH & MCLENNAN COS INC 4.2	45,412	45,412
MARTIN MARIETTA 4.25	106,406	106,406
MCDONALDS CORP 4.875	100,665	100,665
MCDONALDS CORP 6.3	58,415	58,415

Investments Corporate Bonds Schedule

Name of Bond	End of Year Book Value	End of Year Fair Market Value
MCDONALDS CORP FIXED 3.375	122,198	122,198
MCDONALDS CORP MEDIUM TERM NTS	59,718	59,718
MCDONALDS CORP MEDIUM TERM NTS	242,803	242,803
MCKESSON CORP NEW 3.796	49,469	49,469
MCKESSON CORP NEW FIXED 3.95	143,876	143,876
MEAD JOHNSON 4.125	102,590	102,590
MEDTRONIC INC 2.5	124,360	124,360
MEDTRONIC INC 3.5	149,407	149,407
MEDTRONIC INC 4.625	157,266	157,266
MERCK & CO INC 4.15	50,764	50,764
MERCK & CO INC NEW 3.7	48,021	48,021
MERCK & CO INC NEW FIXED 2.75	193,478	193,478
MERRILL LYNCH & CO 7.75	129,328	129,328
METLIFE INC 3.6	123,362	123,362
METLIFE INC 4.6	99,896	99,896
METLIFE INC 4.875	62,606	62,606
MFRS & TRADERS TR 2.5	310,846	310,846
MICROSOFT CORP 1.55	72,860	72,860
MICROSOFT CORP 2	48,073	48,073
MICROSOFT CORP 2.4	98,848	98,848

Investments Corporate Bonds Schedule

Name of Bond	End of Year Book Value	End of Year Fair Market Value
MICROSOFT CORP 2.4	130,529	130,529
MICROSOFT CORP 2.875	74,293	74,293
MICROSOFT CORP 3.3	49,525	49,525
MICROSOFT CORP 3.45	70,640	70,640
MICROSOFT CORP 3.5	95,441	95,441
MICROSOFT CORP 3.7	143,697	143,697
MICROSOFT CORP 3.95	73,176	73,176
MICROSOFT CORP 4.45	132,580	132,580
MICROSOFT CORP FIXED 2.7	96,990	96,990
MICROSOFT CORP FIXED 4.25	104,977	104,977
MICROSOFT CORP FIXED 4.5	53,273	53,273
MIDAMERICAN ENERGY 6.125	179,552	179,552
MIDAMERICAN ENERGY CO 4.25	50,779	50,779
MITSUBISHI UFJ 2.757	185,022	185,022
MITSUBISHI UFJ 3.287	153,004	153,004
MITSUBISHI UFJ FINANCIAL GROUP INC 3.85	99,497	99,497
MIZUHO FINL GROUP 2.601	241,806	241,806
MOLSON COORS 3	80,153	80,153
MOLSON COORS 4.2	41,540	41,540
MORGAN STANLEY 2.5	244,699	244,699

Investments Corporate Bonds Schedule

Name of Bond	End of Year Book Value	End of Year Fair Market Value
MORGAN STANLEY 2.75	243,220	243,220
MORGAN STANLEY 3.625	190,080	190,080
MORGAN STANLEY 3.75	199,647	199,647
MORGAN STANLEY 3.95	94,279	94,279
MORGAN STANLEY 4.35	145,771	145,771
MORGAN STANLEY 4.875	154,574	154,574
MORGAN STANLEY 6.375	122,380	122,380
MORGAN STANLEY FORMERLY MORGAN STANLEY 3.591	189,101	189,101
MOSAIC CO NEW SR NT 5.625	50,789	50,789
MOTOROLA SOLUTIONS 3.5	347,214	347,214
MYLAN INC FORMERLY 5.2	41,227	41,227
MYLAN N V FIXED 3.15	97,796	97,796
MYLAN N V FIXED 3.95	68,356	68,356
MYLAN N V FIXED 5.25	21,066	21,066
NATIONAL FL GAS CO 3.95	149,413	149,413
NATIONAL OILWELL VARCO I 3.95 12/1/42	79,807	79,807
NATIONAL RURAL UTILITIES COOP FIN 2.85	241,093	241,093
NATL AUSTRALIA BK 2.5	227,844	227,844
NATL OILWELL VARCO 2.6	141,596	141,596
NATL RURAL UTILS FLTG RT 4.75	47,730	47,730

Investments Corporate Bonds Schedule

Name of Bond	End of Year Book Value	End of Year Fair Market Value
NBCUNIVERSAL MEDIA 5.15	179,659	179,659
NBCUNIVERSAL MEDIA 5.95	344,329	344,329
NEWELL BRANDS INC 4.2	146,598	146,598
NEWELL BRANDS INC 5.375	37,106	37,106
NEWMONT MNG CORP 4.875	70,919	70,919
NEWMONT MNG CORP 6.25	109,503	109,503
NEXTERA ENERGY CAP 3.55	57,255	57,255
NIKE INC 2.375	137,403	137,403
NISOURCE FIN CORP 5.65	136,088	136,088
NOBLE ENERGY INC 3.85	45,206	45,206
NOBLE ENERGY INC 5.25	110,954	110,954
NORDSTROM INC 4.75	101,701	101,701
NORDSTROM INC 5	86,197	86,197
NORFOLK SOUTHN 4.45	146,930	146,930
NORTHROP GRUMMAN 2.55	241,913	241,913
NORTHROP GRUMMAN 4.03	54,571	54,571
NORTHROP GRUMMAN 4.75	25,273	25,273
NUCOR CORP 5.2	159,077	159,077
NUTRIEN LTD 3.375	93,950	93,950
NUTRIEN LTD FIXED 4	97,498	97,498

Investments Corporate Bonds Schedule

Name of Bond	End of Year Book Value	End of Year Fair Market Value
NUTRIEN LTD FIXED 5.25	50,118	50,118
O REILLY 3.55	48,029	48,029
O REILLY 4.875	102,680	102,680
OCCIDENTAL PETE 3.125	149,158	149,158
OCCIDENTAL PETE 3.4	97,839	97,839
OCCIDENTAL PETE 4.1	178,024	178,024
OCCIDENTAL PETE 4.1	46,643	46,643
OCCIDENTAL PETE 4.4	48,647	48,647
OLD REP INTL CORP FIXED 4.875	155,917	155,917
OMEGA HEALTHCARE 5.25	152,639	152,639
OMNICOM GROUP INC SR NT 4.45	101,708	101,708
ONCOR ELEC 5.25	142,670	142,670
ONEOK INC NEW 4.95	69,285	69,285
ONEOK PARTNERS L P 4.9	202,631	202,631
ONEOK PARTNERS L P 6.2	107,187	107,187
ORACLE CORP 2.95	239,237	239,237
ORACLE CORP 3.8	233,791	233,791
ORACLE CORP 4	93,170	93,170
ORACLE CORP 4	46,654	46,654
ORACLE CORP 5.375	110,496	110,496

Investments Corporate Bonds Schedule

Name of Bond	End of Year Book Value	End of Year Fair Market Value
ORANGE NT	34,542	34,542
ORANGE S A 5.5	80,198	80,198
OWENS CORNING NEW 4.3	75,306	75,306
PACIFICORP 2.95	99,021	99,021
PARKER-HANNIFIN 4.1	95,737	95,737
PATTERSON-UTI FIXED 3.95	91,700	91,700
PEPSICO INC 2.15	197,507	197,507
PEPSICO INC 2.375	91,805	91,805
PEPSICO INC 3.45	53,251	53,251
PEPSICO INC 4.45	104,434	104,434
PEPSICO INC FIXED 3	57,843	57,843
PFIZER INC 2.2	245,764	245,764
PFIZER INC NT 7.2	345,226	345,226
PIONEER NAT RES CO 4.45	201,930	201,930
PLAINS ALL AMER PIPELINE BNDS 4.65	245,861	245,861
PLAINS ALL AMERN 4.5	96,320	96,320
PLAINS ALL AMERN 4.7	42,904	42,904
PNC BK N A PITT PA 3.1	238,474	238,474
PNC FDG CORP 3.3	149,669	149,669
PPL CAP FDG INC 3.5	245,946	245,946

Investments Corporate Bonds Schedule

Name of Bond	End of Year Book Value	End of Year Fair Market Value
PPL CAP FDG INC 4.7	97,945	97,945
PRICELINE GROUP 3.6	48,577	48,577
PRINCIPAL FINL GROUP INC 3..4	155,580	155,580
PROCTER & GAMBLE 2.7	144,194	144,194
PROGRESS ENERGY 6	264,191	264,191
PROGRESSIVE CORP 3.7	68,657	68,657
PRUDENTIAL FINL 3.905	161,738	161,738
PRUDENTIAL FINL INC MEDIUM TERM NTS	102,287	102,287
PUBLIC SVC CO COLO 6.5	194,069	194,069
PUBLIC SVC ELEC GAS CO SECD MEDIUM TERM NTS	179,297	179,297
PUGET SOUND ENERGY 4.3	101,538	101,538
PVPTL HALFMOON PARENT INC 4.9	146,760	146,760
PVTPL ABBOTT LABS 3.875	151,888	151,888
PVTPL ANHEUSER-BUSCH COS LLC / ANHEUSER-BUSCH 4.7	166,932	166,932
PVTPL ANHEUSER-BUSCH COS LLC/ANHEU 3.65	141,832	141,832
PVTPL ANHEUSER-BUSCH COS LLC/ANHEUSER-BUSCH 4.9	162,292	162,292
PVTPL DIAMOND 1 FIN CORP/DIAMOND 2 BNDS 144A 8.35	27,070	27,070
PVTPL DIAMOND 1 FIN CORP/DIAMOND 2 FIN CORP 1ST LIEN NT 144A 6.02	150,678	150,678
QUALCOMM INC 2.9	333,269	333,269
QUALCOMM INC 4.3	44,408	44,408

Investments Corporate Bonds Schedule

Name of Bond	End of Year Book Value	End of Year Fair Market Value
QUALCOMM INC FIXED 4.65	48,268	48,268
QUEST DIAGNOSTICS 2.5	148,631	148,631
QVC INC 4.375	47,977	47,977
RAYMOND JAMES FINL 4.95	57,645	57,645
RAYTHEON CO 4.7	54,441	54,441
REALTY INCOME CORP 3.875	100,167	100,167
REPUBLIC SVCS INC 4.75	183,178	183,178
REPUBLIC SVCS INC FIXED 3.375	239,484	239,484
ROCK-TENN CO 4	249,883	249,883
ROCKWELL COLLINS 3.5	93,869	93,869
ROCKWELL COLLINS 4.35	45,997	45,997
ROGERS COMMUNICATIONS INC 5.45	107,092	107,092
ROPER TECHNOLOGIES 3.8	39,002	39,002
ROYAL BK CDA 2.35	246,959	246,959
ROYAL BK SCOTLAND 4.8	195,233	195,233
ROYAL BK SCOTLAND 4.892	190,909	190,909
ROYAL CARIBBEAN CRUISES 3.7	92,475	92,475
RPM INTL INC 3.75	151,921	151,921
S CAROLINA ELEC & 4.6	128,053	128,053
S&P GLOBAL INC 2.95	141,102	141,102

Investments Corporate Bonds Schedule

Name of Bond	End of Year Book Value	End of Year Fair Market Value
SABINE PASS FIXED 4.2	71,739	71,739
SABINE PASS LIQUEFACTION LLC 5.0	301,002	301,002
SABINE PASS LIQUEFACTION LLC SR SECD NT 5.625	154,549	154,549
SAN DIEGO GAS & 4.5	103,147	103,147
SANTANDER HLDGS USA INC 4.4	189,243	189,243
SANTANDER UK PLC 4	252,048	252,048
SCHWAB CHARLES 3.45	148,668	148,668
SEAGATE HDD CAYMAN 4.875	67,895	67,895
SEAGATE HDD CAYMAN FIXED 4.75	46,752	46,752
SEMPRA ENERGY 2.85	24,673	24,673
SEMPRA ENERGY 3.8	111,144	111,144
SEMPRA ENERGY 6	55,588	55,588
SHERWIN-WILLIAMS 3.45	233,042	233,042
SHIRE ACQUISITIONS 3.2	104,066	104,066
SIERRA PAC PWR CO 2.6	139,744	139,744
SIMON PPTY GROUP L FIXED 6.75	127,346	127,346
SIMON PPTY GROUP L P 4.125	102,367	102,367
SKANDINAVISKA 1.875	240,326	240,326
SMUCKER J M CO 3	146,355	146,355
SMUCKER J M CO 3.375	92,884	92,884

Investments Corporate Bonds Schedule

Name of Bond	End of Year Book Value	End of Year Fair Market Value
SOUTHERN CO 2.35	97,113	97,113
SOUTHERN CO 3.25	135,829	135,829
SOUTHERN CO 4.4	45,973	45,973
SOUTHERN PWR CO 5.15	99,397	99,397
SOUTHN CAL EDISON 4	91,675	91,675
SOUTHN CAL EDISON 6.05	113,918	113,918
SPCL1 GEN ELEC CAP CORP 5.875	286,827	286,827
STARBUCKS CORP 3.85	355,404	355,404
STATE STR CORP 2.65	46,815	46,815
STATE STREET CORPORATION BNDS 2.55	173,531	173,531
STRYKER CORP 2.625	49,325	49,325
STRYKER CORP 3.5	96,160	96,160
STRYKER CORP 4.625	50,225	50,225
SUMITOMO MITSUI 2.632	45,725	45,725
SUMITOMO MITSUI 3.01	140,703	140,703
SUMITOMO MITSUI BANKING CORP 2.45	248,011	248,011
SUMITOMO MITSUI FINL GROUP INC 2.784	155,905	155,905
SUMITOMO MITSUI FINL GRP 2.778	242,605	242,605
SUNTRUST BK ATL GA FIXED 2.45	241,015	241,015
SUNTRUST BKS INC 2.7	97,529	97,529

Investments Corporate Bonds Schedule

Name of Bond	End of Year Book Value	End of Year Fair Market Value
SVENSKA HANDELSBANKEN AB PUBL MEDIUM TER 1.875	240,900	240,900
SYNCHRONY FINL 3.95	50,537	50,537
SYNCHRONY FINL 4.5	91,189	91,189
SYSCO CORP 3.3	95,166	95,166
SYSCO CORP 4.85	25,508	25,508
TARGET CORP 2.9	99,924	99,924
TARGET CORP 3.625	87,561	87,561
TELEFONICA 7.045	85,463	85,463
TELEFONICA EMISIONES S A U 4.665	135,689	135,689
TEXAS INSTRS INC 1.85	48,256	48,256
TEXAS INSTRS INC 2.9	94,797	94,797
TEXTRON INC 4	48,858	48,858
THERMO FISHER 4.1	46,274	46,274
THERMO FISHER 4.5	51,102	51,102
THERMO FISHER SCIENTIFIC INC 4.15	177,271	177,271
THOMSON REUTERS 3.35	106,702	106,702
TIME WARNER CABLE 4	49,696	49,696
TIME WARNER CABLE 5.5	50,121	50,121
TIME WARNER CABLE 5.875	85,955	85,955
TIME WARNER CABLE 6.55	76,968	76,968

Investments Corporate Bonds Schedule

Name of Bond	End of Year Book Value	End of Year Fair Market Value
TIME WARNER INC 6.1	181,975	181,975
TJX COS INC 2.75	49,608	49,608
TORONTO DOMINION 1.8	154,830	154,830
TORONTO DOMINION BANK MTN 3.25	251,024	251,024
TOYOTA MTR CR CORP 2.6	98,408	98,408
TOYOTA MTR CR CORP MEDIUM TERM NTS BOOK 2.15	766,024	766,024
TRAVELERS COS INC 5.35	85,847	85,847
TRINITY ACQSTN PLC 4.4	49,686	49,686
TYCO ELECTRONICS 3.7	43,748	43,748
TYSON FOODS INC 4.55	87,623	87,623
U S BANCORP MEDIUM TERM SUB NTS 2.95	157,823	157,823
U S BK NATL ASSN CIN OH MEDIUM 2.85	245,733	245,733
UDR INC 3.5	47,354	47,354
UNILEVER CAP CORP 2.9	95,464	95,464
UNILEVER CAP CORP 5.9	122,212	122,212
UNION PAC CORP 3.799	169,633	169,633
UNION PAC CORP 4.5	147,907	147,907
UNITEDHEALTH GROUP 2.7	423,481	423,481
UNITEDHEALTH GROUP 3.75	123,548	123,548
UNITEDHEALTH GROUP 4.625	105,999	105,999

Investments Corporate Bonds Schedule

Name of Bond	End of Year Book Value	End of Year Fair Market Value
UNITEDHEALTH GROUP FIXED 4.25	74,958	74,958
UNITEDHEALTH GROUP INC 3.375	97,810	97,810
UNUM GROUP FORMERLY UNUMPROVIDENT 5.75	34,883	34,883
US BANCORP FIXED 3.15	95,798	95,798
UTD AIRLS 2014-1 4	280,935	280,935
UTD PARCEL SVC INC 2.4	69,128	69,128
UTD PARCEL SVC INC 2.45	416,091	416,091
UTD PARCEL SVC INC 3.75	90,298	90,298
UTD TECHNOLOGIES 1.9	147,201	147,201
UTD TECHNOLOGIES 3.75	126,517	126,517
UTD TECHNOLOGIES 4.5	188,948	188,948
VA ELEC & PWR CO 3.8	68,955	68,955
VA ELEC & PWR CO 4	94,586	94,586
VALERO ENERGY CORP 3.4	137,601	137,601
VALERO ENERGY CORP 4.9	70,494	70,494
VALERO ENERGY CORP 6.625	82,173	82,173
VENTAS RLTY LTD 3.85	96,413	96,413
VEREIT OPER PARTNERSHIP L P 3.95	46,418	46,418
VERIZON 4.125	66,171	66,171
VERIZON 4.272	46,694	46,694

Investments Corporate Bonds Schedule

Name of Bond	End of Year Book Value	End of Year Fair Market Value
VERIZON 4.812	164,520	164,520
VERIZON 5.5	106,342	106,342
VERIZON COMMUNICATIONS 4.125	100,077	100,077
VERIZON COMMUNICATIONS 4.522	93,725	93,725
VERIZON COMMUNICATIONS 6.55 BDS	206,426	206,426
VERIZON COMMUNICATIONS BNDS 5.25	156,250	156,250
VERIZON COMMUNICATIONS INC 4.329	355,455	355,455
VERIZON FIXED 3.376	144,591	144,591
VIACOM INC NEW 4.375	78,956	78,956
VISA INC 3.65	47,070	47,070
VISA INC 4.15	103,421	103,421
VISA INC 4.3	51,674	51,674
VISA INC BNDS 2.2	98,914	98,914
VMWARE INC 2.95	209,697	209,697
VODAFONE GROUP PLC 2.5	239,954	239,954
VODAFONE GROUP PLC 4.375	85,096	85,096
VODAFONE GROUP PLC 5.25	93,884	93,884
VORNADO RLTY L P 3.5	48,198	48,198
VOYA FINL INC 3.65	37,813	37,813
VULCAN MATLS CO 4.5	49,669	49,669

Investments Corporate Bonds Schedule

Name of Bond	End of Year Book Value	End of Year Fair Market Value
WALGREENS BOOTS 4.65	45,078	45,078
WALGREENS BOOTS FIXED 3.8	123,099	123,099
WALGREENS BOOTS FIXED 4.8	22,762	22,762
WALT DISNEY CO 2.35	97,121	97,121
WARNER MEDIA LLC 3.55	96,466	96,466
WASTE MGMT INC DEL 2.4	239,780	239,780
WELLPOINT INC 3.125	73,898	73,898
WESTERN UN CO 3.6	99,612	99,612
WESTLAKE CHEM CORP 3.6	45,844	45,844
WESTLAKE CHEM CORP 4.375	41,900	41,900
WESTN GAS PARTNERS 4.65	96,706	96,706
WESTN GAS PARTNERS 5.3	43,146	43,146
WESTN GAS PARTNERS 5.45	44,809	44,809
WESTPAC BKG CORP 2.5	242,312	242,312
WESTPAC BKG CORP 2.75	155,262	155,262
WEYERHAEUSER CO 4.625	259,408	259,408
WI ENERGY CORP 3.55	98,971	98,971
WI PWR & LT CO FIXED 3.05	143,480	143,480
XCEL ENERGY INC 3.35	155,232	155,232
XLIT LTD 5.5	25,851	25,851

Investments Corporate Bonds Schedule

Name of Bond	End of Year Book Value	End of Year Fair Market Value
YAMANA GOLD INC FIXED 4.625	185,722	185,722
ZIMMER BIOMET 3.15	48,886	48,886
ZIMMER HLDGS INC 2.7	247,614	247,614
ZOETIS INC 3.25 DUE 02-01-2023 REG	246,224	246,224
ZOETIS INC 3.95	22,971	22,971

TY 2018 Investments Corporate Stock Schedule

Name: MARGARET A CARGILL FOUNDATION
EIN: 37-1758406

Investments Corporation Stock Schedule

Name of Stock	End of Year Book Value	End of Year Fair Market Value
2U INC COM	2,685	2,685
3M CO COM	685,563	685,563
5TH 3RD BANCORP COM	154,051	154,051
A2A SPA	186,052	186,052
AAREAL BANK AG	120,329	120,329
ABBOTT LAB COM	781,236	781,236
ABBVIE INC COM	881,890	881,890
ABIOMED INC COM	86,136	86,136
ACADIA HEALTHCARE CO INC COM	15,786	15,786
ACCENTURE PLC SHS	572,360	572,360
ACTIVIA PROPERTIES INC COM	214,725	214,725
ACTIVISION BLIZZARD INC COM STK	251,525	251,525
ACUITY BRANDS INC COM	27,243	27,243
ADIENT PLC ADIENT PLC LTD COM	13,569	13,569
ADOBE SYS INC COM	796,817	796,817
ADVANCE AUTO PTS INC COM	64,244	64,244
ADVANCE RES INV	322,586	322,586
ADVANCED MICRO DEVICES INC COM	115,670	115,670
AECOM	33,761	33,761
AES CORP COM	62,568	62,568
AFFILIATED MANAGERS GROUP INC COM STK	49,110	49,110
AFLAC INC COM	267,301	267,301
AGCO CORP COM	23,103	23,103
AGGREKO ORD	60,648	60,648
AGILENT TECHNOLOGIES INC COM	140,654	140,654
AGIOS PHARMACEUTICALS INC COM	9,821	9,821
AGNC INVT CORP COM	69,213	69,213
AGRANA AG	58,749	58,749
AICHI STEEL CORP	72,009	72,009
AICHI TOKEI DENKI	66,846	66,846

Investments Corporation Stock Schedule

Name of Stock	End of Year Book Value	End of Year Fair Market Value
AIR CANADA VAR VTG SHS	138,752	138,752
AIR FRANCE - KLM	94,282	94,282
AIR LEASE CORP	9,486	9,486
AIR PROD & CHEM INC COM	221,349	221,349
AISAN INDUSTRY CO	88,476	88,476
AKAMAI TECHNOLOGIES INC COM STK	61,874	61,874
ALASKA AIR GROUP INC COM	41,926	41,926
ALBEMARLE CORP COM	55,645	55,645
ALBIS CO LTD	43,932	43,932
ALEXANDRIA REAL ESTATE EQUITIES INC COM	60,386	60,386
ALEXION PHARMACEUTICALS INC COM	147,403	147,403
ALIGN TECHNOLOGY INC COM	109,951	109,951
ALKERMES PLC SHS	33,759	33,759
ALLEGHANY CORP DEL COM	41,139	41,139
ALLEGION PLC COMMON STOCK	40,971	40,971
ALLERGAN PLC. COM STK	336,021	336,021
ALLIANCE AVIATION	77,744	77,744
ALLIANCE DATA SYS CORP COM	53,428	53,428
ALLIANCE PHARMA ORD	69,545	69,545
ALLIANT ENERGY CORP COM	43,053	43,053
ALLISON TRANSMISSION HOLDING	40,134	40,134
ALLSTATE CORP COM	250,947	250,947
ALLY FINL INC COM	70,586	70,586
ALNYLAM PHARMACEUTICALS INC COM	42,361	42,361
ALPHABET INC CAP STK	2,015,297	2,015,297
ALPHABET INC CAPITAL STOCK	1,970,795	1,970,795
ALSO HOLDING AG	90,404	90,404
ALSTRIA OFFICE REI	590,687	590,687
ALTRI SGPS S.A.	64,977	64,977
AMAZON COM INC COM	4,169,469	4,169,469

Investments Corporation Stock Schedule

Name of Stock	End of Year Book Value	End of Year Fair Market Value
AMDOCS ORD	48,797	48,797
AMER FINL GROUP INC OH COM STK	33,134	33,134
AMERCO COM	8,859	8,859
AMEREN CORP COM	82,907	82,907
AMERICAN AIRLINES INC COM	93,087	93,087
AMERICAN CAMPUS CMNTYS INC COM	43,501	43,501
AMERICAN EXPRESS CO	426,462	426,462
AMERICAN HOMES 4 RENT COMMON STOCK	11,513	11,513
AMERICAN INTERNATIONAL GROUP INC COM	221,248	221,248
AMERICAN TOWER CORP	437,870	437,870
AMERICAN WTR WKS CO INC NEW COM	104,658	104,658
AMERIPRISE FINL INC COM	149,145	149,145
AMERISOURCEBERGEN CORP COM	120,379	120,379
AMETEK INC NEW COM	106,560	106,560
AMGEN INC COM	795,811	795,811
AMPHENOL CORP	194,691	194,691
ANADARKO PETRO CORP COM	142,436	142,436
ANALOG DEVICES INC COM	219,296	219,296
ANNALY CAP MGMT INC COM	150,089	150,089
ANSYS INC COM	64,323	64,323
ANTERO RES CORP COM	29,231	29,231
ANTHEM INC COM	499,522	499,522
AON PLC COM	265,137	265,137
APACHE CORP COM	63,263	63,263
APARTMENT INVT	23,476	23,476
APERGY CORP COM	10,209	10,209
APPLE HOSPITALITY REIT INC	41,611	41,611
APPLE INC COM STK	4,786,936	4,786,936
APPLIED MATERIALS INC COM	242,145	242,145
APTARGROUP INC COM	40,826	40,826

Investments Corporation Stock Schedule

Name of Stock	End of Year Book Value	End of Year Fair Market Value
APTIV PLC COM	144,751	144,751
AQUA AMER INC COM	43,216	43,216
ARAMARK COM	55,159	55,159
ARCH CAPITAL GROUP COM STK	59,238	59,238
ARCHER-DANIELS-MIDLAND CO COM	185,471	185,471
ARCONIC INC COM	56,346	56,346
ARCOSA INC COM	6,119	6,119
ARDAGH GROUP S A ARDAGH GROUP S A	3,180	3,180
ARISAWA MFG CO	100,898	100,898
ARISTA NETWORKS INC COM	78,802	78,802
ARMSTRONG WORLD INDS INC COM STK	5,763	5,763
ARRIS	28,369	28,369
ARROW ELECTR INC COM	27,925	27,925
ASHLAND GLOBAL HLDGS INC COM	21,146	21,146
ASPEN INSURANCE	8,566	8,566
ASPEN TECHNOLOGY INC COM	37,474	37,474
ASR NEDERLAND	229,275	229,275
ASSOCTD BANC-CORP COM	20,997	20,997
ASSURANT INC COM	24,238	24,238
ASSURED GUARANTY LTD COMMON STK	20,365	20,365
ASTM S.P.A	55,950	55,950
AT&T INC COM	1,309,672	1,309,672
ATCO LTD COM	121,557	121,557
ATHENAHEALTH INC COMMON STOCK	34,038	34,038
ATLASSIAN CORPORATION PLC COM	42,088	42,088
ATMOS ENERGY CORP COM	63,884	63,884
ATRESMEDIA CORP	47,870	47,870
ATRIA PLC SER A	26,327	26,327
AUSTRALIAN PHARMAC	100,358	100,358
AUTODESK INC COM	191,500	191,500

Investments Corporation Stock Schedule

Name of Stock	End of Year Book Value	End of Year Fair Market Value
AUTOMATIC DATA PROCESSING INC COM	364,514	364,514
AUTONATION INC COM	9,782	9,782
AUTONEUM HLDG AG	74,762	74,762
AUTOZONE INC COM	146,710	146,710
AVALONBAY CMNTYS REIT	190,063	190,063
AVALONBAY CMNTYS REIT	957,275	957,275
AVANGRID INC COM	41,174	41,174
AVERY DENNISON CORP COM	58,659	58,659
AVJENNINGS LIMITED	86,415	86,415
AVNET INC COM	33,573	33,573
AXALTA COATING SYSTEMS LTD COM	37,308	37,308
AXIS CAPITAL HOLDINGS LTD COM	32,688	32,688
BAKER HUGHES A GE CO	110,639	110,639
BALL CORP COM	137,112	137,112
BALL CORP COM	3,530,115	3,530,115
BANK NEW YORK MELLON CORP COM STK	329,349	329,349
BANK OF AMERICA CORP	1,422,664	1,422,664
BANK OF AMERICA CORP	2,046,623	2,046,623
BANK OZK COM	17,625	17,625
BANKUNITED INC	19,641	19,641
BAXTER INTL INC COM	258,475	258,475
BB&T CORP COM	339,499	339,499
BBA AVIATION PLC ORD	370,682	370,682
BECTON DICKINSON & CO COM	439,374	439,374
BEKAERT SA	84,262	84,262
BELLWAY	112,109	112,109
BEMIS CO., INC., STOCK	22,721	22,721
BERKLEY W R CORP COM	36,438	36,438
BERKSHIRE HATHAWAY INC-CL B	2,527,340	2,527,340
BERKSHIRE HATHAWAY INC-CL B	941,882	941,882

Investments Corporation Stock Schedule

Name of Stock	End of Year Book Value	End of Year Fair Market Value
BERRY GLOBAL GROUP INC	53,994	53,994
BEST BUY INC COM STK	92,468	92,468
BGC PARTNERS INC	7,605	7,605
BILIA AB SER'A	108,400	108,400
BIO RAD LABS INC	25,776	25,776
BIOGEN INC COMMON STOCK	436,635	436,635
BIOMARIN PHARMACEUTICAL INC COM	95,368	95,368
BIO-TECHNE CORP COM	34,299	34,299
BK HAW CORP COM	20,061	20,061
BLACK KNIGHT INC COM	52,495	52,495
BLACKROCK INC COM STK	362,966	362,966
BLOCK H & R INC COM	50,055	50,055
BLUEBIRD BIO INC COM	37,795	37,795
BOEING CO COM	2,033,363	2,033,363
BOEING CO COM	1,102,950	1,102,950
BOK FINL CORP COM	20,386	20,386
BONDUELLE	61,684	61,684
BOOKING HLDGS INC COM	515,004	515,004
BOOZ ALLEN HAMILTON HLDG CORP CL A COM STK	45,701	45,701
BORG WARNER INC COM	62,324	62,324
BOSTON SCIENTIFIC CORP COM	350,219	350,219
BRIGHT HORIZONS FA COM	52,159	52,159
BRIGHTHOUSE FINL INC COM	14,935	14,935
BRISTOL MYERS SQUIBB CO COM	536,642	536,642
BRITISH LAND CO ORD	579,937	579,937
BRITVIC ORD	211,795	211,795
BRIXMOR PPTY GROUP INC COM	39,061	39,061
BROADCOM INC COM	660,874	660,874
BROADRIDGE FINL SOLUTIONS INC COM STK	60,541	60,541
BROOKFIELD PPTY REIT INC COM	36,966	36,966

Investments Corporation Stock Schedule

Name of Stock	End of Year Book Value	End of Year Fair Market Value
BROWN & BROWN INC COM	40,816	40,816
BROWN FORMAN CORP	62,642	62,642
BROWN-FORMAN INC COM	92,258	92,258
BRUKER CORP	13,516	13,516
BRUNSWICK CORP COM	15,003	15,003
BSTN PPTYS INC	139,562	139,562
BSTN PPTYS INC	697,810	697,810
BUNGE LTD	59,425	59,425
BURLINGTON STORES INC COM	61,001	61,001
BWX TECHNOLOGIES INC COM	6,308	6,308
C H ROBINSON WORLDWIDE INC COM	97,460	97,460
CABLE ONE INC COM	3,280	3,280
CABOT CORP COM	15,845	15,845
CABOT OIL & GAS CORP COM	61,373	61,373
CADENCE DESIGN SYS INC COM	81,742	81,742
CAESARS ENTERTAINMENT CORP COM	18,496	18,496
CAMDEN PPTY TR SH BEN INT	49,836	49,836
CAMPBELL SOUP CO COM	46,318	46,318
CANTEL MEDICAL CORP COM	13,029	13,029
CAPITAL ONE FINL CORP COM	280,590	280,590
CARDINAL HLTH INC	87,416	87,416
CARLISLE COMPANIES INC COM	34,579	34,579
CARMAX INC COM	77,346	77,346
CARMAX INC COM	628,617	628,617
CARNIVAL CORP COM	178,811	178,811
CARTER INC FORMERLY CARTER HLDGS INC	15,753	15,753
CASEYS GEN STORES INC COM	49,718	49,718
CATALENT INC COM	28,717	28,717
CATERPILLAR INC COM	545,639	545,639
CATTOLICA ASSICURA	147,010	147,010

Investments Corporation Stock Schedule

Name of Stock	End of Year Book Value	End of Year Fair Market Value
CBOE GLOBAL MARKETS INC	66,622	66,622
CBRE GROUP INC	85,085	85,085
CBS CORP	104,010	104,010
CDK GLOBAL INC COM	46,013	46,013
CDN WESTERN BANK COM	133,460	133,460
CDW CORP COM	83,076	83,076
CELANESE CORP DEL COM STK	93,299	93,299
CELGENE CORP COM	325,513	325,513
CENTENE CORP DEL COM	149,890	149,890
CENTENNIAL RESOURCE DEVELOPMENT INC COM	12,706	12,706
CENTERPOINT ENERGY INC COM	130,479	130,479
CENTROTEC SUSTAIN	39,233	39,233
CENTURYLINK INC COM	106,444	106,444
CERNER CORP COM	127,744	127,744
INDS HLDGS INC COM	70,834	70,834
QMS DIVERSIFIED BL FD LTD	1,102,665	1,102,665
CHARLES RIV LABORATORIES INTL INC COM	17,543	17,543
CHARTER COMMUNICATIONS INC	365,047	365,047
CHEMED CORP NEW COM	27,761	27,761
CHEMOURS CO COM	40,044	40,044
CHENIERE ENERGY INC COM	86,121	86,121
CHINA AVIATION OIL	95,268	95,268
CHINA RES CEMENT	180,092	180,092
CHIPOTLE MEXICAN GRILL INC COM STK	68,223	68,223
CHOICE HOTELS INTL INC COM	5,512	5,512
CHORUS AVIATION	82,589	82,589
CHUBB LTD ORD	377,852	377,852
CHURCH & DWIGHT INC COM	114,225	114,225
CIGNA CORP COM	487,301	487,301
CIMAREX ENERGY CO COM	61,465	61,465

Investments Corporation Stock Schedule

Name of Stock	End of Year Book Value	End of Year Fair Market Value
CIN FNCL CORP COM	117,678	117,678
CINEMARK HLDGS INC COM	29,821	29,821
CINTAS CORP COM	93,570	93,570
CINTAS CORP COM	1,722,233	1,722,233
CISCO SYSTEMS INC	1,239,888	1,239,888
CIT GROUP INC	29,889	29,889
CITIGROUP INC	802,609	802,609
CITIZENS FINL GROUP INC COM	149,423	149,423
CITRIX SYS INC COM	86,169	86,169
CITY DEVELOPMENTS LTD	434,250	434,250
CK ASSET HOLDINGS LTD	340,016	340,016
CLEAN HBRS INC COM	7,995	7,995
CLOROX CO COM	153,061	153,061
CME GROUP INC COM STK	456,003	456,003
CMS ENERGY CORP COM	73,830	73,830
CNA FNCL CORP COM	10,464	10,464
CNX RESOURCES CORPORATION COM	20,316	20,316
COCA COLA CO COM	1,143,408	1,143,408
CODAN LTD	109,193	109,193
COGNEX CORP COM	41,570	41,570
COGNIZANT TECH SOLUTIONS CORP	272,393	272,393
COHERENT INC COM	13,319	13,319
COLFAX CORP COM	2,508	2,508
COLGATE-PALMOLIVE CO COM	320,158	320,158
COLLINS FOOD LTD	78,748	78,748
COLONY CAP INC	23,344	23,344
COM ALCOA CORPORATION COM	51,672	51,672
COMCAST CORP	982,070	982,070
COMERICA INC COM	85,038	85,038
COMM BANCSHARES INC COM	33,935	33,935

Investments Corporation Stock Schedule

Name of Stock	End of Year Book Value	End of Year Fair Market Value
COMMSCOPE HLDG CO INC COM	19,734	19,734
COMPUTACENTER ORD	16,656	16,656
COMPUTER INSTITUTE	68,619	68,619
CONAGRA BRANDS INC COM	65,832	65,832
CONCHO RES INC COM STK	126,123	126,123
CONDUENT INC COM	8,844	8,844
CONS EDISON INC COM	161,178	161,178
CONSTELLATION BRANDS INC	159,212	159,212
CONSUN PHARMACEUTI	81,361	81,361
CONTINENTAL RES INC COM	54,900	54,900
COOPER COS INC COM	59,553	59,553
COPA HOLDINGS SA COM STK	12,043	12,043
COPART INC COM	50,790	50,790
CORELOGIC INC	2,774	2,774
CORNING INC COM	175,641	175,641
CORP OFFICE PPTYS TR COM	168	168
COSTAR GROUP INC COM	72,191	72,191
COSTCO WHOLESALE CORP	2,094,343	2,094,343
COSTCO WHOLESALE CORP	768,394	768,394
COTY INC COM	23,924	23,924
COUSINS	337,330	337,330
CPL RESOURCES	78,220	78,220
CRAMO	81,868	81,868
CRANE CO COM	6,785	6,785
CREDIT ACCEP CORP MICH COM	27,105	27,105
CROPENERGIES AG	32,444	32,444
CROWN CASTLE INTL CORP	341,315	341,315
CROWN HLDGS INC COM	35,709	35,709
CSX CORP COM STK	2,857,545	2,857,545
CSX CORP COM STK	320,404	320,404

Investments Corporation Stock Schedule

Name of Stock	End of Year Book Value	End of Year Fair Market Value
CUBESMART	441,826	441,826
CUBESMART	33,682	33,682
CULLEN / FROST BANKERS INC COM	41,508	41,508
CUMMINS INC	170,124	170,124
CURTISS WRIGHT CORP COM	28,594	28,594
CVS HEALTH CORP COM	531,105	531,105
CYBG PLC ORD	106,889	106,889
CYPRESS SEMICONDUCTOR CORP COM	25,567	25,567
CYRUSONE INC COM	15,494	15,494
D R HORTON INC COM	109,872	109,872
DAIDO KOGYO CO LTD	27,786	27,786
DAIWA OFFICE INVESTMENT CORP REIT	157,453	157,453
DANAHER CORP COM	402,271	402,271
DARDEN RESTAURANTS INC COM	84,082	84,082
DART GROUP ORD	190,745	190,745
DAVIDE DE CAMPARI	2,264,830	2,264,830
DAVITA INC COM	47,755	47,755
DAWNRAYS PHARMS	48,441	48,441
DEERE & CO COM	370,240	370,240
DEERE & CO COM	632,779	632,779
DELL TECHNOLOGIES INC COM	43,693	43,693
DELTA AIR LINES INC	244,161	244,161
DENTSPLY SIRONA INC COM	58,866	58,866
DERWENT LONDON ORD	210,748	210,748
DEUTSCHE PFAND AG	100,910	100,910
DEXCOM INC COM	69,604	69,604
DEXUS PROPERTY GROUP	773,068	773,068
DFDS AS DKK20	108,448	108,448
DFS FURNITURE PLC ORD	90,764	90,764
DIAMONDBACK ENERGY INC COM	140,626	140,626

Investments Corporation Stock Schedule

Name of Stock	End of Year Book Value	End of Year Fair Market Value
DICKS SPORTING GOODS INC	10,358	10,358
DIGITAL RLTY TR INC COM	436,855	436,855
DIGITAL RLTY TR INC COM	164,939	164,939
DISCOVER FINL SVCS COM STK	140,903	140,903
DISCOVERY INC	24,270	24,270
DISCOVERY INC COM	77,364	77,364
DISH NETWORK CORP COM STK	41,126	41,126
DISTRIBUIDORA INTL DE ALIMENTACION	10,182	10,182
DOLBY LABORATORIES INC COM STK	16,140	16,140
DOLLAR GEN CORP	204,271	204,271
DOLLAR TREE INC COM STK	155,712	155,712
DOMINION ENERGY INC COM STK	377,738	377,738
DOMINOS PIZZA INC COM	61,502	61,502
DOMINOS PIZZA INC COM	318,171	318,171
DOMTAR CORP COM	12,647	12,647
DONALDSON INC COM	35,970	35,970
DOUGLAS EMMETT INC COM REIT	34,778	34,778
DOVER CORP COM	68,822	68,822
DOWA HOLDINGS CO LTD	108,281	108,281
DOWDUPONT	783,856	783,856
DREAM INDL REAL ESTATE INVT TR	107,342	107,342
DTE ENERGY CO COM	175,929	175,929
DUKE ENERGY CORP	388,436	388,436
DUKE RLTY CORP COM REIT	54,960	54,960
DUN & BRADSTREET	26,978	26,978
DUNKIN BRANDS GROUP INC COM	33,855	33,855
DXC TECHNOLOGY CO COM	107,722	107,722
E L FINL CORP LTD COM	107,776	107,776
E TRADE FINL CORP FORMERLY E TRADE GROUP INC	69,901	69,901
EAGLE MATLS INC COM	14,952	14,952

Investments Corporation Stock Schedule

Name of Stock	End of Year Book Value	End of Year Fair Market Value
EAST WEST BANCORP INC COM	39,656	39,656
EASTMAN CHEM CO COM	83,419	83,419
EATON CORP PLC COM	189,296	189,296
EATON VANCE CORP COM	13,579	13,579
EBAY INC COM	192,672	192,672
ECHOSTAR CORPORATION	845	845
ECKERT & ZIEGLER	126,958	126,958
ECOLAB INC COM STK	298,826	298,826
EDISON INTL COM	143,969	143,969
EDWARDS LIFESCIENCES CORP COM	219,493	219,493
ELECTR ARTS COM	179,284	179,284
ELEGANT HOTELS ORD	37,998	37,998
ELEMATEC CORP	67,054	67,054
ELI LILLY & CO COM	696,403	696,403
ELRINGKLINGER AG	63,742	63,742
EMERSON ELECTRIC CO COM	325,458	325,458
ENCOMPASS HEALTH CORP COM	30,912	30,912
ENERGIZER HLDGS INC NEW COM	8,533	8,533
ENERPLUS CORP	109,637	109,637
ENTERGY CORP NEW COM	121,273	121,273
ENVEA	29,493	29,493
EOG RESOURCES INC COM	318,229	318,229
EPAM SYS INC COM STK	37,935	37,935
EPR PPTYS COM SH BEN INT COM SH BEN INT	30,542	30,542
EPR PPTYS COM SH BEN INT COM SH BEN INT	345,762	345,762
EQT CORP COM	52,061	52,061
EQTY LIFESTYLE PPTYS INC REIT	53,033	53,033
EQTY RESDNTL	200,472	200,472
EQUINIX INC	200,254	200,254
EQUINIX INC	246,792	246,792

Investments Corporation Stock Schedule

Name of Stock	End of Year Book Value	End of Year Fair Market Value
EQUITRANS MIDSTREAM CORP COM	44,124	44,124
EQUITY COMMONWEALTH BNF INT	22,327	22,327
ERIE INDTY CO	13,731	13,731
ESSEX PPTY TR REIT	121,624	121,624
ESSEX PPTY TR REIT	620,872	620,872
ESTEE LAUDER COMPANIES INC	197,102	197,102
EUROCELL PLC ORD	51,785	51,785
EURONET WORLDWIDE INC COM	27,233	27,233
EUTELSAT COMMUNICA	92,439	92,439
EVERCORE INC	8,444	8,444
EVEREST RE GROUP COM	58,142	58,142
EVERGY INC COM	84,701	84,701
EVERSOURCE ENERGY COM	175,543	175,543
EVN AG	80,533	80,533
EXACT SCIENCES CORP COM	51,427	51,427
EXEDY CORP	103,014	103,014
EXELIXIS INC COM STK	42,546	42,546
EXELON CORP COM	274,569	274,569
EXPEDIA GROUP INC COM	93,387	93,387
EXPEDITORS INTL WASH INC COM	113,302	113,302
EXTENDED STAY AMER INC	265,050	265,050
EXTENDED STAY AMER INC	12,323	12,323
EXTRA SPACE STORAGE INC COM	76,456	76,456
EXTRACTION OIL & GAS INC EXTRACTION OIL & GAS LLC	6,551	6,551
F N B CORP PA COM	37,481	37,481
F5 NETWORKS INC COM STK	41,318	41,318
FACEBOOK INC COM	1,991,781	1,991,781
FACTSET RESH SYS INC COM STK	47,831	47,831
FAES FARMA SA	127,318	127,318
FAIR ISAAC CORPORATION COM	34,221	34,221

Investments Corporation Stock Schedule

Name of Stock	End of Year Book Value	End of Year Fair Market Value
FALCO HOLDINGS CO LTD	84,370	84,370
FASTENAL CO COM	124,502	124,502
FEDERAL RLTY INVT TR SH BEN INT	53,354	53,354
FEDERAL RLTY INVT TR SH BEN INT	318,708	318,708
FEDEX CORP COM	251,997	251,997
FEDEX CORP COM	1,511,985	1,511,985
FEINTOOL INT HLDG	53,398	53,398
FERROTEC HOLDINGS	32,197	32,197
FIBI BANK	180,895	180,895
FIDELITY NATL FINL INC	87,938	87,938
FIDELITY NATL INFORMATION SVCS INC COM STK	263,348	263,348
FINNAIR OYJ	51,025	51,025
FIREEYE INC COM	12,757	12,757
FIRST AMERN FINL CORP COM STK	30,177	30,177
FIRST HAWAIIAN INC COM	22,960	22,960
FIRST HORIZON NATL CORP COM	38,059	38,059
FIRST REP BK SAN FRANCISCO CALIF COM	113,231	113,231
FIRST SOLAR INC COM	21,482	21,482
FIRST STOCK FISERV	61,738	61,738
FIRSTENERGY CORP COM	131,125	131,125
FISERV INC COM	219,662	219,662
FJ NEXT CO LTD	133,997	133,997
FLEETCOR TECHNOLOGIES INC COM	98,060	98,060
FLIR SYS INC COM	21,248	21,248
FLOOR & DECOR HLDGS INC	5,076	5,076
FLOWERS FOODS INC COM	22,293	22,293
FLOWSERVE CORP COM	29,732	29,732
FLUOR CORP NEW COM	31,105	31,105
FMC CORP COM	69,966	69,966
FOOT LOCKER INC COM	46,710	46,710

Investments Corporation Stock Schedule

Name of Stock	End of Year Book Value	End of Year Fair Market Value
FORD MTR CO DEL COM	267,620	267,620
FORTERRA PLC ORD	53,634	53,634
FORTINET INC COM	45,075	45,075
FORTIVE CORP COM MON STOCK	124,562	124,562
FORTUNE BRANDS HOME & SEC INC COM	43,840	43,840
FRKLN RES INC COM	69,760	69,760
FRONTDOOR INC COM	488,320	488,320
FRONTDOOR INC COM	15,780	15,780
FUJIKURA	61,339	61,339
FUJITSU FRONTTECH	61,950	61,950
FUKOKU CO LTD	34,610	34,610
FUKUOKA REIT CORP REIT	121,478	121,478
G-7 HOLDINGS INC	62,670	62,670
GALLAGHER ARTHUR J & CO COM	88,956	88,956
GAMA AVIATION PLC ORD	17,576	17,576
GAMING & LEISURE PPTYS INC COM	50,921	50,921
GAP INC COM	47,811	47,811
GARMIN LTD COMMON STOCK	48,630	48,630
GARRETT MOTION INC COM	7,096	7,096
GARTNER INC COM	64,943	64,943
GATTACA PLC ORD	16,412	16,412
GCI LIBERTY INC COM	10,825	10,825
GECINA	710,468	710,468
GENERAL DYNAMICS CORP COM	257,196	257,196
GENERAL ELECTRIC CO	411,937	411,937
GENERAL MILLS INC COM	145,636	145,636
GENESEE & WYO INC	34,567	34,567
GENPACT LIMITED COM STK	26,234	26,234
GENTEX CORP COM	55,456	55,456
GENUINE PARTS CO COM	111,191	111,191

Investments Corporation Stock Schedule

Name of Stock	End of Year Book Value	End of Year Fair Market Value
GENWORTH MI CANADA COM	117,733	117,733
GENWORTH MORTGAGE INSURANCE AUS LTD	92,043	92,043
GILEAD SCIENCES INC	511,034	511,034
GIMV NPV	75,059	75,059
GLOBAL PMTS INC COM	88,176	88,176
GODADDY INC	48,690	48,690
GOLDMAN SACHS GROUP INC COM	373,190	373,190
GOODYEAR TIRE & RUBBER CO COM	47,270	47,270
GRACE W R & CO DEL NEW COM STK	13,891	13,891
GRACO INC COM	34,484	34,484
GRAFTECH INTL LTD COM	18,338	18,338
GRAFTON GROUP PLC	75,341	75,341
GRAHAM HLDGS CO COM	33,951	33,951
GRAINGER W W INC COM	92,614	92,614
GRAND CANYON ED INC COM STK	45,667	45,667
GRANDY HOUSE CORPO	43,739	43,739
GRANITE REAL ESTATE INVT TR	425,976	425,976
GRAPHIC PACKAGING HLDG CO COM STK	12,374	12,374
GREAT PORTLAND EST ORD	292,961	292,961
GREENE KING ORD	96,834	96,834
GROUPE GUILLIN	73,109	73,109
GRUBHUB INC COM	46,393	46,393
GUIDEWIRE SOFTWARE INC COM	41,238	41,238
GUNMA BANK	101,242	101,242
HAIN CELESTIAL GROUP INC COM	7,232	7,232
HALFORDS GROUP ORD	123,412	123,412
HAMAKYOREX CO LTD	145,276	145,276
HANESBRANDS INC COM STK	32,941	32,941
HANOVER INS GROUP INC COM	9,108	9,108
HARIMA CHEMICALS GROUP, INC	83,556	83,556

Investments Corporation Stock Schedule

Name of Stock	End of Year Book Value	End of Year Fair Market Value
HARLEY DAVIDSON COM	60,972	60,972
HARRIS	109,336	109,336
HARTFORD FINL SVCS GROUP INC COM	147,485	147,485
HASBRO INC COM	56,469	56,469
HASBRO INC COM	1,420,819	1,420,819
HAWAIIAN ELEC INDS INC COM	12,304	12,304
HCA HEALTHCARE INC COM	258,980	258,980
HCP INC COM REIT	815,556	815,556
HCP INC COM REIT	146,381	146,381
HD SUPPLY HLDGS INC. COM	45,774	45,774
HEALTHCARE TR AMER INC	14,199	14,199
HEICO CORP	28,035	28,035
HEICO CORP COM	1,055,742	1,055,742
HELMERICH & PAYNE INC COM	84,806	84,806
HELVETIA HOLDING	174,833	174,833
HEMFOSA FASTIGHETER AB	94,610	94,610
HENRY SCHEIN INC COMMON STOCK	75,222	75,222
HERBALIFE NUTRITION LTD COM STK	35,901	35,901
HERSHEY COMPANY COM STK	136,011	136,011
HESS CORP COM STK	265,559	265,559
HEWLETT PACKARD ENTERPRISE CO COM	145,442	145,442
HEXCEL CORP NEW COM	25,746	25,746
HIGHLAND GOLD MINING ORD	110,886	110,886
HIGHWOODS PPTYS INC COM	394,638	394,638
HIGHWOODS PPTYS INC COM	19,268	19,268
HILL-ROM HLDGS INC COM STK	37,102	37,102
HILTON WORLDWIDE HLDGS INC COM	176,772	176,772
HOLLYFRONTIER CORP COM	155,660	155,660
HOLOGIC INC COM	74,227	74,227
HOME DEPOT INC COM	1,250,162	1,250,162

Investments Corporation Stock Schedule

Name of Stock	End of Year Book Value	End of Year Fair Market Value
HOME DEPOT INC COM	3,554,956	3,554,956
HONEYWELL INTL INC COM STK	621,625	621,625
HORMEL FOODS CORP COM	97,566	97,566
HORNBACH HLDG KGAA	84,776	84,776
HOSPITALITY PPTYS TR COM SH BEN INT COM SH BEN INT	49,838	49,838
HOST HOTELS & RESORTS INC REIT	101,304	101,304
HOWARD HUGHES CORP COM STOCK	24,015	24,015
HP INC COM	267,596	267,596
HUA HONG SEMICONDUCTOR LIMITED	100,008	100,008
HUBBELL INC COM	32,186	32,186
HUDSON PACIFIC PROPERTIES INC COM	15,286	15,286
HUDSON PACIFIC PROPERTIES INC COM	601,542	601,542
HULIC REIT INC. REIT	139,780	139,780
HUMANA INC COM	273,302	273,302
HUNT J B TRANS SVCS INC COM	64,756	64,756
HUNTINGTON BANCSHARES INC COM	149,858	149,858
HUNTINGTON INGALLS INDS INC COM	49,671	49,671
HUNTSMAN CORP COM STK	36,574	36,574
IAC / INTERACTIVECORP COM	95,913	95,913
IBJ LEASING CO LTD	101,421	101,421
IBSTOCK PLC ORD	88,066	88,066
IDEX CORP COM	57,575	57,575
IDEXX LABS INC COM	107,148	107,148
IDEXX LABS INC COM	1,159,649	1,159,649
IHS MARKIT LTD COM	116,423	116,423
ILL TOOL WKS INC COM	339,909	339,909
ILLUMINA INC COM	307,728	307,728
IMMOBILIARE GRANDE	58,756	58,756
INCHCAPE ORD	111,680	111,680
INCYTE CORP COM	78,597	78,597

Investments Corporation Stock Schedule

Name of Stock	End of Year Book Value	End of Year Fair Market Value
INDL ALLIANCE INS COM	159,504	159,504
INGERSOLL-RAND PLC COM STK	175,253	175,253
INGEVITY CORP COM	1,436,288	1,436,288
INGREDION INC COM	35,737	35,737
INSULET CORP COM STK	20,306	20,306
INTEGRAL DIAGNOSTI	77,613	77,613
INTEL CORP COM	1,367,634	1,367,634
INTERACTIVE BROKERS GROUP INC COM	25,740	25,740
INTERCONTINENTAL EXCHANGE INC COM	271,113	271,113
INTERNATIONAL BUSINESS MACHS CORP COM	659,286	659,286
INTERNATIONAL GAME TECHNOLOGY COM	7,417	7,417
INTERPUBLIC GROUP COMPANIES INC COM	60,776	60,776
INTL FLAVORS & FRAGRANCES INC COM	79,891	79,891
INTL PAPER CO COM	174,032	174,032
INTUIT COM	374,606	374,606
INTUIT COM	1,235,431	1,235,431
INTUITIVE SURGICAL INC COM	359,190	359,190
INVESCO LTD COM STK	59,695	59,695
INVESTEC ORD	115,166	115,166
INVITATION HOMES INC COM	38,011	38,011
INWIDO AB	47,662	47,662
IONIS PHARMACEUTICALS INC COM	44,221	44,221
IPG PHOTONICS CORP COM	24,357	24,357
IQVIA HLDGS INC COM	127,787	127,787
IQVIA HLDGS INC COM	1,244,878	1,244,878
IRON MTN INC NEW COM	84,234	84,234
ITT INC COM	6,275	6,275
JABIL INC	24,790	24,790
JACK HENRY & ASSOC INC COM	54,530	54,530
JACOBS ENGR GROUP INC COM	48,814	48,814

Investments Corporation Stock Schedule

Name of Stock	End of Year Book Value	End of Year Fair Market Value
JACQUET METAL SERV	31,935	31,935
JAPAN AVIATN ELECT	104,343	104,343
JAPAN OIL TRANS	31,150	31,150
JAZZ PHARMACEUTICALS PLC COM	30,370	30,370
JBG SMITH PROPERTIES COM	23,218	23,218
JEFFERIES FINL GROUP INC COM	53,156	53,156
JETBLUE AWYS CORP COM	20,525	20,525
JM AB	87,809	87,809
JOHNSON & JOHNSON COM	2,213,853	2,213,853
JOHNSON CTLS INTL PLC COM	223,353	223,353
JONES LANG LASALLE INC COM STK	26,459	26,459
JPMORGAN CHASE & CO COM	2,061,149	2,061,149
JPMORGAN CHASE & CO COM	2,287,139	2,287,139
JTEKT CORPORATION	136,328	136,328
JUNIPER NETWORKS INC COM	62,162	62,162
KAMEI CORP	89,430	89,430
KAPPAHL AB	19,626	19,626
KAPSCH TRAFFICCOM	49,413	49,413
KAR AUCTION SVCS INC COM STK	46,288	46,288
KATHMANDU HOLDINGS	94,621	94,621
KAUFMAN & BROAD SA	103,089	103,089
KEIHIN CORP	144,542	144,542
KELLOGG CO COM	112,196	112,196
KEMPER CORP DEL COM	631,473	631,473
KENEDIX OFFICE INVESTMENT CORPORATION	153,124	153,124
KERRY PROPERTIES HKD	107,624	107,624
KEURIG DR PEPPER INC COM	41,639	41,639
KEYCORP NEW COM	162,211	162,211
KEYSIGHT TECHNOLOGIES INC COM	60,031	60,031
KILROY RLTY CORP COM	710,544	710,544

Investments Corporation Stock Schedule

Name of Stock	End of Year Book Value	End of Year Fair Market Value
KILROY RLTY CORP COM	35,213	35,213
KIMBERLY-CLARK CORP COM	250,440	250,440
KIMCO RLTY CORP COM	59,787	59,787
KINDER MORGAN INC DEL COM	184,129	184,129
KINGBOARD HOLDINGS LTD	60,062	60,062
KIRBY CORP COM	9,161	9,161
KITAGAWA CORP	82,578	82,578
KITANO CONST CORP	50,978	50,978
KITRON ASA	74,651	74,651
KITZ CORPORATION	121,996	121,996
KLA CORPORATION COM	99,155	99,155
KLOECKNER & & CO SE	121,924	121,924
KNIGHT-SWIFT TRANSN HLDGS INC	16,220	16,220
KNOWIT AB	91,822	91,822
KOHL'S CORP COM	72,510	72,510
KONICA MINOLTA INC	174,679	174,679
KOSMOS ENERGY LTD COM	14,827	14,827
KRAFT HEINZ CO COM	163,681	163,681
KROGER CO COM	183,920	183,920
KS CY SOUTHN	88,100	88,100
L BRANDS INC COM	50,416	50,416
L3 HARRIS	103,849	103,849
LAB CORP AMER HLDGS COM	91,864	91,864
LAM RESH CORP COM	157,549	157,549
LAMAR ADVERTISING CO	39,709	39,709
LAMB WESTON HLDGS INC COM	55,464	55,464
LAND SECURITIES GP ORD	1,303,144	1,303,144
LANDSTAR SYS INC COM	24,970	24,970
LAS VEGAS SANDS CORP COM STK	155,577	155,577
LAURENTIAN BNK CDA COM	78,047	78,047

Investments Corporation Stock Schedule

Name of Stock	End of Year Book Value	End of Year Fair Market Value
LEAR CORP COM NEW COM	80,473	80,473
LEE & MAN PAPER MA	83,961	83,961
LEGGETT & PLATT INC COM	24,156	24,156
LEIDOS HLDGS INC COM	60,417	60,417
LENNAR CORP	56,141	56,141
LENNAR CORP	14,976	14,976
LENNOX INTL INC COM	52,964	52,964
LIBERTY BROADBAND CORP COM	30,829	30,829
LIBERTY MEDIA CORP DEL COM	28,412	28,412
LIBERTY MEDIA CORP DEL COM	41,307	41,307
LIBERTY MEDIA CORPORATION COM	18,205	18,205
LIBERTY PPTY TR SH BEN INT	38,404	38,404
LIFE STORAGE INC COM	27,153	27,153
LINAMAR CORP COMMON STOCK	99,502	99,502
LINCOLN ELEC HLDGS INC COM	29,648	29,648
LINCOLN NATL CORP COM	96,411	96,411
LINDE PLC COM	542,551	542,551
LIONS GATE ENTMT CORP	19,017	19,017
LITTELFUSE INC COM	3,773	3,773
LIVE NATION ENTERTAINMENT INC	34,327	34,327
LKQ CORP COM LKQ CORP	51,352	51,352
LOCKHEED MARTIN CORP COM	410,041	410,041
LOEWS CORP COM	111,205	111,205
LOGISTA HOLDINGS	94,959	94,959
LOGMEIN INC COM	16,232	16,232
LOWES COS INC COM	476,023	476,023
LPL FINL HLDGS INC COM	22,844	22,844
LUCARA DIAMOND COM	35,001	35,001
LULULEMON ATHLETICA INC COM	70,412	70,412
LYONDELLBASELL IND N V COM	248,066	248,066

Investments Corporation Stock Schedule

Name of Stock	End of Year Book Value	End of Year Fair Market Value
M & T BK CORP COM	226,432	226,432
M UFJ	133,305	133,305
MACERICH CO REIT	42,674	42,674
MACQUARIE INFRASTRUCTURE CORP	30,272	30,272
MACYS INC COM STK	69,090	69,090
MADISON SQUARE GARDEN CO	13,385	13,385
MAKINO MILLING	99,275	99,275
MAN GROUP PLC ORD	125,348	125,348
MANHATTAN ASSOCS INC COM	9,110	9,110
MANPOWERGROUP INC	37,195	37,195
MARATHON OIL CORP COM	101,226	101,226
MARKEL CORP HOLDING CO COM	87,196	87,196
MARKETAXESS HLDGS INC COM STK	34,866	34,866
MARRIOTT INTL INC NEW COM STK	253,922	253,922
MARSH & MCLENNAN CO'S INC COM	255,280	255,280
MARTIN MARIETTA MATLS INC COM	85,591	85,591
MARTINREA INTL INC COM	108,934	108,934
MARUZEN CO	52,706	52,706
MARVELL TECH GROUP COM	57,523	57,523
MASCO CORP COM	79,591	79,591
MASIMO CORP COM STK	9,878	9,878
MASSIMO ZANETTI BEVERAGE	66,264	66,264
MASTERCARD INC	1,094,170	1,094,170
MASTERCARD INC	2,611,859	2,611,859
MATCH GROUP INC COM	13,002	13,002
MATTEL INC COM STOCK	28,691	28,691
MAXIM INTEGRATED PRODS INC COM	94,123	94,123
MC CORMICK & CO INC COM	91,063	91,063
MC DONALDS CORP COM	870,626	870,626
MCKESSON CORP	154,768	154,768

Investments Corporation Stock Schedule

Name of Stock	End of Year Book Value	End of Year Fair Market Value
MDU RES GROUP INC COM	27,631	27,631
MEDICAL PPTYS TR INC COM REIT	54,961	54,961
MEDNAX INC COM	18,579	18,579
MEDTRONIC PLC COMMON STOCK	776,980	776,980
MEGGITT ORD	126,572	126,572
MERCK & CO INC	1,255,187	1,255,187
MERCURY GEN CORP	16,030	16,030
MERLIN PROPERTIES	435,764	435,764
METCASH LIMITED	108,662	108,662
METLIFE INC COM STK	218,932	218,932
METTLER-TOLEDO INTL INC COM	79,181	79,181
METTLER-TOLEDO INTL INC COM	847,239	847,239
MFA FINL INC	15,210	15,210
MGM GROWTH PPTYS LLC	736,786	736,786
MGM RESORTS INTERNATIONAL COM	60,868	60,868
MICHAEL KORS	37,692	37,692
MICHAELS COS INC COM	8,381	8,381
MICROCHIP TECHNOLOGY INC COM	111,692	111,692
MICRON TECH INC COM	260,884	260,884
MICROSOFT CORP COM	3,453,685	3,453,685
MICROSOFT CORP COM	4,918,832	4,918,832
MID-AMER APT CMNTYS INC COM	73,785	73,785
MID-AMER APT CMNTYS INC COM	1,253,670	1,253,670
MIDDLEBY CORP COM	33,285	33,285
MINERAL RES LTD	107,820	107,820
MITSUBISHI ESTATE CO LTD	1,184,963	1,184,963
MITSUBISHI GAS CHM	187,048	187,048
mitsui chemicals	124,523	124,523
MITSUI FUDOSAN CO LTD	1,178,053	1,178,053
MIXI. INC	52,454	52,454

Investments Corporation Stock Schedule

Name of Stock	End of Year Book Value	End of Year Fair Market Value
MKS INSTRS INC COM	11,953	11,953
MOHAWK INDS INC COM	48,655	48,655
MOLINA HEALTHCARE INC COM	43,118	43,118
MOLSON COORS BREWING COM	120,239	120,239
MONDELEZ INTL INC COM	365,914	365,914
MONOLITHIC PWR SYS INC COM	30,109	30,109
MONSTER BEVERAGE CORP NEW COM	176,404	176,404
MOODYS CORP COM	165,807	165,807
MOODYS CORP COM	1,563,827	1,563,827
MORGAN STANLEY COM STK	307,803	307,803
MOSAIC CO	64,613	64,613
MOTOROLA SOLUTIONS INC	123,668	123,668
MSC INDL DIRECT INC	10,077	10,077
MSCI INC COMMON	62,068	62,068
MURPHY OIL CORP COM	31,834	31,834
MYLAN NV	97,407	97,407
N V R INC COM	36,555	36,555
N V R INC COM	774,963	774,963
NABORS INDUSTRIES COM	13,054	13,054
NASDAQ INC	55,223	55,223
NATIONAL INSTRS CORP COM	28,907	28,907
NATIONAL OILWELL VARCO COM STK	107,991	107,991
NATIONAL RETAIL PPTYS INC COM STK	31,871	31,871
NATL EXPRESS GRP ORD	140,516	140,516
NATL FUEL GAS CO COM	19,551	19,551
NAVIENT CORP COM	20,933	20,933
NCR CORP COM	14,610	14,610
NEKTAR THERAPEUTICS COM	36,354	36,354
NETAPP INC COM STK	97,381	97,381
NETFLIX INC COM STK	703,946	703,946

Investments Corporation Stock Schedule

Name of Stock	End of Year Book Value	End of Year Fair Market Value
NEUROCRINE BIOSCIENCES INC COM	38,633	38,633
NEW RESIDENTIAL INVT CORP COM	43,426	43,426
NEW YORK CMNTY BANCORP INC COM	55,933	55,933
NEWELL BRANDS INC COM	60,529	60,529
NEWFIELD ECANA CORP	50,753	50,753
NEWMARKET CORP COM	28,846	28,846
NEWMONT GOLDCORP CORPORATION	116,493	116,493
NEWS CORP COM	27,535	27,535
NEWS CORP COM	23,239	23,239
NEXTERA ENERGY INC COM	516,767	516,767
NICHIAS CORP	60,005	60,005
NIELSEN HOLDINGS PLC COMSTK	63,014	63,014
NIKE INC	668,446	668,446
NIKKO CO LTD	53,229	53,229
NIPPON ACCOMMODATI REIT	338,149	338,149
NIPPON SEISEN CO	81,457	81,457
NISOURCE INC COM	61,727	61,727
NISSHIN FUDOSAN	60,548	60,548
NISSIN ELECTRIC	102,465	102,465
NITTOC CONSTRUCT	82,892	82,892
NOBIA AB	61,093	61,093
NOBLE ENERGY INC COM	56,768	56,768
NOMURA RL EST INC	170,802	170,802
NORBORD INC COMSTK	122,258	122,258
NORDSON CORP COM	38,908	38,908
NORDSTROM INC COM	41,856	41,856
NORFOLK SOUTHN CORP COM	327,044	327,044
NORTHERN TR CORP COM	116,942	116,942
NORTHROP GRUMMAN CORP COM	296,329	296,329
NORTHVIEW APT R/ES TRUST UNITS	170,274	170,274

Investments Corporation Stock Schedule

Name of Stock	End of Year Book Value	End of Year Fair Market Value
NORWAY ROYAL SALMO	120,723	120,723
NORWEGIAN CRUISE LINE HLDGS LTD COM	54,302	54,302
NRG ENERGY INC COM	79,952	79,952
NU SKIN ENTERPRISES INC	13,186	13,186
NUANCE COMMUNICATIONS INC COM	31,302	31,302
NUCOR CORP COM	132,064	132,064
NUTANIX INC	29,279	29,279
NVENT ELECTRIC PLC COM	20,506	20,506
NVIDIA CORP COM	544,146	544,146
NXP SEMICONDUCTORS COM STK	173,307	173,307
NYFOSA AB	57,869	57,869
NZ REFINING CO	83,517	83,517
O REILLY AUTOMOTIVE INC	186,971	186,971
OCCIDENTAL PETROLEUM CORP	296,834	296,834
OGE ENERGY CORP COM	45,343	45,343
OIL REFINERIES LTD COM STK	117,714	117,714
OKTA INC	19,331	19,331
OLD DOMINION FREIGHT LINE INC COM	39,517	39,517
OLD DOMINION FREIGHT LINE INC COM	670,180	670,180
OLD REP INTL CORP COM	44,369	44,369
OLIN CORP COM	27,893	27,893
OMEGA HEALTHCARE INVS INC REIT	64,922	64,922
OMNICOM GROUP INC COM	129,635	129,635
ON SEMICONDUCTOR CORP COM	41,572	41,572
ONEMAIN HLDGS INC COM	7,846	7,846
ONEOK INC COM STK	139,461	139,461
ONESAVINGS BANK PL ORD	100,742	100,742
ONOKEN CO LTD	88,101	88,101
OPEN HOUSE CO LTD	172,456	172,456
ORACLE CORP COM	725,154	725,154

Investments Corporation Stock Schedule

Name of Stock	End of Year Book Value	End of Year Fair Market Value
ORIOR AG	97,018	97,018
OSAKI ELECTRIC CO	77,466	77,466
OSHKOSH CORPORATION	17,903	17,903
OUTFRONT MEDIA INC COM	20,258	20,258
OWENS CORNING NEW COM STK	34,216	34,216
OWENS ILL INC COM	20,619	20,619
PACCAR INC COM	178,334	178,334
PACKAGING CORP AMER COM	60,926	60,926
PACWEST BANCORP DEL COM	46,459	46,459
PALO ALTO NETWORKS INC COM	91,161	91,161
PARAMOUNT GROUP INC COM	5,037	5,037
PARK HOTELS & RESORTS INC COM	262,398	262,398
PARK HOTELS & RESORTS INC COM	37,307	37,307
PARKER-HANNIFIN CORP COM	137,209	137,209
PARSLEY ENERGY INC	41,484	41,484
PATTERSON-UTI ENERGY INC COM	34,724	34,724
PAYCHEX INC COM	186,590	186,590
PAYCOM SOFTWARE INC COM	29,755	29,755
PAYPAL HLDGS INC COM	721,913	721,913
PAYPAL HLDGS INC COM	1,814,999	1,814,999
PBF ENERGY INC	170,635	170,635
PEAB AB	107,793	107,793
PEGASYSTEMS INC COM	4,161	4,161
PENSKE AUTOMOTIVE GROUP INC COM STK	7,983	7,983
PENTAIR PLC COM STK	49,567	49,567
PENUMBRA INC COM	17,963	17,963
PEOPLES UTD FINL INC COM	75,325	75,325
PEPSICO INC COM	988,023	988,023
PER AARSLEFF HLDNG	118,889	118,889
PERKINELMER INC COM	42,967	42,967

Investments Corporation Stock Schedule

Name of Stock	End of Year Book Value	End of Year Fair Market Value
PERRIGO COMPANY LIMITED COM	31,426	31,426
PETS AT HOME GROUP ORD	93,062	93,062
PFIZER INC COM	1,598,812	1,598,812
PG& E CORP COM	88,445	88,445
PHYSICIANS RLTY TR COM	758,219	758,219
PINNACLE FINL PARTNERS INC COM	24,617	24,617
PINNACLE W. CAP CORP COM	54,528	54,528
PIONEER NAT RES CO COM	140,463	140,463
PLASTIQUES DU VAL	39,634	39,634
PLATFORM	17,602	17,602
PNC FINANCIAL SERVICES GROUP COM STK	533,694	533,694
POLARIS INDS INC COM	33,432	33,432
POOL CORP COM STK	30,027	30,027
POPULAR INC COM	41,081	41,081
POST HLDGS INC COM STK	36,811	36,811
PPG IND INC COM	203,540	203,540
PPL CORP COM	125,162	125,162
PRA HEALTH SCIENCES INC COM	12,231	12,231
PREMIER INC	3,698	3,698
PRINCIPAL FINL GROUP INC COM STK	105,301	105,301
PROACT IT GROUP	55,291	55,291
PROCTER & GAMBLE COM	1,445,442	1,445,442
PRODWARE	39,530	39,530
PROGRESS WERK AG	25,206	25,206
PROGRESSIVE CORP OH COM	251,214	251,214
PROLOGIS INC COM	278,215	278,215
PROLOGIS INC COM	810,336	810,336
PROOFPOINT INC COM	5,364	5,364
PROSPERITY BANCSHARES INC COM	29,343	29,343
PRUDENTIAL FINL INC COM	216,026	216,026

Investments Corporation Stock Schedule

Name of Stock	End of Year Book Value	End of Year Fair Market Value
PTC INC COM	45,844	45,844
PUB SERVICE ENTERPRISE GROUP INC COM	204,713	204,713
PUB STORAGE COM	247,547	247,547
PUB STORAGE COM	1,052,532	1,052,532
PUBLITY AG COMMON STOCK	52,480	52,480
PULTE GROUP INC	35,112	35,112
PURE STORAGE INC	6,448	6,448
PVH CORP COM	43,129	43,129
QEP RES INC COM STK	14,052	14,052
QIAGEN NV	39,962	39,962
QINETIQ GROUP ORD	217,761	217,761
QORVO INC COM	45,973	45,973
QUALCOMM INC COM	502,117	502,117
QUANTA SVCS INC COM	31,184	31,184
QUEST DIAGNOSTICS INC COM	84,686	84,686
QURATE RETAIL INC	44,174	44,174
RALPH LAUREN CORP	37,453	37,453
RANGE RES CORP COM	27,485	27,485
RAYMOND JAMES FNCL INC COM STK	46,357	46,357
RAYONIER INC REIT	5,233	5,233
RAYSUM CO LTD	54,984	54,984
RAYTHEON CO	341,050	341,050
REALOGY HLDGS CORP COM	10,393	10,393
REALTY INCOME CORP COM	159,491	159,491
RED HAT	214,632	214,632
REDROW ORD	114,530	114,530
REGAL BELOIT CORP COM	9,036	9,036
REGENCY CTRS CORP COM	48,704	48,704
REGENERON PHARMACEUTICALS INC COM	218,124	218,124
REGIONS FINL CORP COM	139,620	139,620

Investments Corporation Stock Schedule

Name of Stock	End of Year Book Value	End of Year Fair Market Value
REINSURANCE GROUP AMER INC COM STK	63,244	63,244
RELIANCE STL & ALUM CO COM	34,589	34,589
RENAISSANCE RE HLDGS LTD COM	33,960	33,960
REN-REDES ENERGET	106,567	106,567
REPUBLIC SVCS INC COM	161,337	161,337
REPUBLIC SVCS INC COM	2,182,453	2,182,453
RESIDEO TECHNOLOGIES INC COM	19,687	19,687
RESMED INC COM	91,551	91,551
RESTAURANT GROUP ORD	77,246	77,246
RETAIL PPTYS AMER INC	13,324	13,324
RHEINMETALL AG	79,385	79,385
RINGCENTRAL INC	16,653	16,653
RINGKJOBING LNDGBK	67,709	67,709
RLJ LODGING TR COM REIT	328,000	328,000
ROBERT HALF INTL INC COM	49,592	49,592
ROCKWELL AUTOMATION	128,811	128,811
ROCKY MOUNTAIN DEL COM	55,537	55,537
ROLLINS INC COM	28,375	28,375
ROPER TECHNOLOGIES, INC	170,839	170,839
ROSS STORES INC COM	217,402	217,402
ROTTNEROS AB	69,427	69,427
ROYAL CARIBBEAN CRUISES COM STK	125,269	125,269
ROYAL GOLD INC COM STK	93,530	93,530
ROYAL MAIL PLC ORD	50,942	50,942
RPC INC COM	16,503	16,503
RPM INTL INC	53,431	53,431
RXP SERVICES LTD COM STK	29,912	29,912
RYDER SYS INC COM	5,826	5,826
RYOBI LTD	86,428	86,428
S&P GLOBAL INC COM	310,141	310,141

Investments Corporation Stock Schedule

Name of Stock	End of Year Book Value	End of Year Fair Market Value
S.W. AIRL CO COM	172,720	172,720
SABRE CORP COM	40,921	40,921
SAGE THERAPEUTICS INC COM	27,013	27,013
SAKAI HEAVY INDS	60,609	60,609
SAKAI OVEX CO LTD	69,863	69,863
SALESFORCE COM INC COM STK	703,204	703,204
SALMAR ASA	69,198	69,198
SANDFIRE RESOURCES	114,276	114,276
SANTANDER CONSUMER USA HLDGS INC COM	14,529	14,529
SAREPTA THERAPEUTICS INC COM	44,089	44,089
SAWAI PHARMACEUTICAL CO. LTD	61,970	61,970
SBA COMMUNICATIONS CORP	104,419	104,419
SCANA CORP STOCK MERGER DOMINION ENERGY	62,687	62,687
SCANDIC HOTELS GRO	102,185	102,185
SCHLUMBERGER LTD COM COM	315,700	315,700
SCHWAB CHARLES CORP COM	351,967	351,967
SCOTTS MIRACLE-GRO	13,275	13,275
SEABOARD CORP DEL COM	3,538	3,538
SEALED AIR CORP NEW COM STK	44,978	44,978
SEATTLE GENETICS INC COM	33,939	33,939
SEI INVTS CO COM	39,178	39,178
SEMPRA ENERGY INC COM STK	212,918	212,918
SENIOR HSG PPTYS TR SH BEN INT SH BEN INT	34,422	34,422
SENSATA TECHNOLOGIES B V HOLDING	57,799	57,799
SERVICE CORP INTL COM	68,281	68,281
SERVICEMASTER GLOBAL HLDGS INC COM	43,610	43,610
SERVICENOW INC	189,801	189,801
SESA S.P.A	79,563	79,563
SHERWIN-WILLIAMS CO COM	254,175	254,175
SHERWIN-WILLIAMS CO COM	4,649,910	4,649,910

Investments Corporation Stock Schedule

Name of Stock	End of Year Book Value	End of Year Fair Market Value
SHIBAURA MECHATRON	70,961	70,961
SIGNATURE BK NY N Y COM	41,330	41,330
SIGNIFY NV	119,341	119,341
SILGAN HLDGS INC COM	22,085	22,085
SIMON PROPERTY GROUP INC COM	326,573	326,573
SIMON PROPERTY GROUP INC COM	1,293,523	1,293,523
SIRIUS XM HLDGS INC COM	62,519	62,519
SITE CENTERS CORP	17,856	17,856
SIX FLAGS ENTMT CORP NEW COM	37,662	37,662
SKECHERS U S A INC	21,425	21,425
SKELLERUP HOLDINGS	56,077	56,077
SKYWORKS SOLUTIONS INC COM	86,255	86,255
SL GREEN RLTY CORP COM STK	48,160	48,160
SLM CORP COM	5,077	5,077
SM ENERGY CO COM	20,016	20,016
SMITH A O CORP COM	18,660	18,660
SMUCKER J M CO COM	75,446	75,446
SMURFIT KAPPA GROUP PLC ORD	156,879	156,879
SNAP-ON INC COM	41,117	41,117
SOHO CHINA LIMITED	238,435	238,435
SONOCO PROD CO COM	45,851	45,851
SOUTHERN CO COM STK	280,649	280,649
SPAREBANK 1 NORD-NORGE GRUNNFONDSBEVIS	114,589	114,589
SPECTRUM BRANDS HLDGS INC COM	7,056	7,056
SPEEDY HIRE ORD	63,806	63,806
SPIRIT AEROSYSTEMS HLDGS INC	43,687	43,687
SPIRIT REALTY CAPITAL INC COM	19,141	19,141
SPLUNK INC COMSTK COM	98,035	98,035
SPRINT CORP COM	28,326	28,326
SPROUTS FMRS MKT INC COM	29,458	29,458

Investments Corporation Stock Schedule

Name of Stock	End of Year Book Value	End of Year Fair Market Value
SQUARE INC	103,206	103,206
SS&C TECHNOLOGIES HLDGS INC COM	57,335	57,335
ST BARBARA LIMITED	214,741	214,741
STANLEY BLACK & DECKER INC COM	133,989	133,989
STARBUCKS CORP COM	490,470	490,470
STARWOOD PROPERTY TRUST INC COM REIT	76,199	76,199
STATE STR CORP COM	174,578	174,578
STEEL DYNAMICS INC COM	43,888	43,888
STERICYCLE INC COM	21,684	21,684
STERIS PLC	42,099	42,099
STERLING BANCORP DEL COM	7,512	7,512
STHREE ORD	59,476	59,476
STORE CAPITAL CORPORATION COM	34,595	34,595
STRYKER CORP	397,832	397,832
SUMITOMO FORESTRY	80,062	80,062
SUN COMMUNITIES INC COM	54,517	54,517
SUN TR BANKS INC COM	214,925	214,925
SUNNINGDALE TECH	76,068	76,068
SUPER RETAIL GROUP LTD G	100,467	100,467
SUZUKI CO LTD	38,791	38,791
SVB FINANCIAL GROUP COMMON STOCK	67,422	67,422
SWIRE PROPERTIES LTD	570,066	570,066
SYDBANK	118,797	118,797
SYMANTEC CORP COM	87,748	87,748
SYNCHRONY FINL COM	124,315	124,315
SYNOPSYS INC COM	65,960	65,960
SYNOVUS FINL CORP COM	27,447	27,447
SYSCO CORP COM	188,293	188,293
T & K TOKA CO LTD	19,313	19,313
T ROWE PRICE GROUP INC	166,453	166,453

Investments Corporation Stock Schedule

Name of Stock	End of Year Book Value	End of Year Fair Market Value
TABLEAU SOFTWARE INC	33,960	33,960
TACHIBANA ELETECH	53,234	53,234
TAKE-TWO INTERACTIVE SOFTWARE INCCOM STK	75,146	75,146
TAPESTRY INC COM	74,858	74,858
TARGA RES CORP COM	307,935	307,935
TARGET CORP COM STK	264,955	264,955
TATE & LYLE ORD	121,043	121,043
TATSUTA ELEC WIRE NPV	74,529	74,529
TAUBMAN CTRS INC COM	10,963	10,963
TCF FNCL CORP COM	12,006	12,006
TD AMERITRADE HLDG CORP STK	99,438	99,438
TEIJIN LTD	120,107	120,107
TELEDYNE TECHNOLOGIES INC COM	46,591	46,591
TELEFLEX INC COM	69,531	69,531
TELEPHONE & DATA SYS INC COM STK	4,751	4,751
TEMPUR SEALY INTL INC COM	6,210	6,210
TERADATA CORP DEL COM STK	28,540	28,540
TERADYNE INC COM	28,744	28,744
TERASAKI ELECTRIC	31,316	31,316
TESARO	7,425	7,425
TESLA INC COM	322,150	322,150
TEXAS INSTRUMENTS INC COM	584,388	584,388
TEXTRON INC COM	66,640	66,640
TFS FINL CORP COM STK	23,566	23,566
TGR INVESTMENT INC REIT	299,919	299,919
THERMO FISHER CORP	566,412	566,412
THERMO FISHER CORP	1,211,823	1,211,823
THOR INDS INC COM STK	1,156,636	1,156,636
THOR INDS INC COM STK	13,260	13,260
TIFFANY & CO COM	67,145	67,145

Investments Corporation Stock Schedule

Name of Stock	End of Year Book Value	End of Year Fair Market Value
TIFFANY & CO COM	751,561	751,561
TIMKEN CO COM	224	224
TJX COS INC COM NEW	405,434	405,434
T-MOBILE US INC COM	106,610	106,610
TOLL BROS INC COM	20,021	20,021
TOMOKU	44,776	44,776
TORCHMARK CORP COM	30,036	30,036
TORO CO COM	17,658	17,658
TOSEI CORPORATION	98,295	98,295
TOTAL SYS SVCS INC COM	85,355	85,355
TOYO CONSTRUCTION	104,392	104,392
TOYO MACHINY&METAL	71,726	71,726
TOYO TIRE CORPORATION	68,929	68,929
TRACTOR SUPPLY CO COM	66,502	66,502
TRANSDIGM GROUP INC COM	101,338	101,338
TRANSUNION COM	58,220	58,220
TRAVELERS COS INC COM STK	203,934	203,934
TREEHOUSE FOODS INC COM	15,264	15,264
TRIBUNE MEDIA COMPANY COMMON STOCK	14,295	14,295
TRIMBLE INC COM TRIMBLE INC	48,740	48,740
TRINITY IND INC COM	13,651	13,651
TRIPADVISOR INC COM	36,248	36,248
TRITAX EUROBOX PLC	143,408	143,408
TWENTY-FIRST	153,422	153,422
TWENTY-FIRST	378,175	378,175
TWILIO INC	41,435	41,435
TWITTER INC COM	145,712	145,712
TWO HARBORS INVESMENT CORP	35,913	35,913
TX CAP BANCSHARES INC COM	3,065	3,065
TYLER TECHNOLOGIES INC COM STK	26,386	26,386

Investments Corporation Stock Schedule

Name of Stock	End of Year Book Value	End of Year Fair Market Value
TYSON FOODS INC COM	122,393	122,393
UBE INDUSTRIES	105,882	105,882
UBIQUITI NETWORKS INC COM	5,666	5,666
UBM DEVELOPMENT AG	41,999	41,999
UDR INC COM STK	46,355	46,355
UGI CORP COM	71,809	71,809
ULTA BEAUTY INC COM STK	91,325	91,325
ULTIMATE SOFTWARE	28,895	28,895
ULVAC INC	104,671	104,671
UMPQUA HLDGS CORP COM	20,734	20,734
UNDER ARMOR INC	14,348	14,348
UNDER ARMOUR INC COM	31,354	31,354
UNION PAC CORP COM	645,534	645,534
UNION PAC CORP COM	1,271,440	1,271,440
UNITED AIRLINES HOLDINGS INC COM	126,516	126,516
UNITED PARCEL SVC INC	425,133	425,133
UNITED RENTALS INC COM	61,210	61,210
UNITED STS STL CORP COM	19,790	19,790
UNITED TECHNOLOGIES CORP COM	544,645	544,645
UNITED THERAPEUTICS CORP DEL COM STK	32,888	32,888
UNITEDHEALTH GROUP INC COM	1,503,190	1,503,190
UNITI GROUP INC COM	19,696	19,696
UNIVAR INC COM	13,411	13,411
UNUM GROUP	40,838	40,838
UNVL DISPLAY CORP COM	25,919	25,919
UNVL HEALTH SERVICES INC COM	60,378	60,378
URBAN OUTFITTERS INC COM	5,378	5,378
US BANCORP	584,503	584,503
US FOODS HLDG CORP COM	64,546	64,546
USG CORP	20,477	20,477

Investments Corporation Stock Schedule

Name of Stock	End of Year Book Value	End of Year Fair Market Value
V F CORP COM	164,225	164,225
VAIL RESORTS INC COM	58,186	58,186
VALERO ENERGY CORP COM STK	203,619	203,619
VALIANT HOLDING AG	142,422	142,422
VALMONT INDS INC COM	7,101	7,101
VALVOLINE INC COM	34,733	34,733
VARIAN MEDICAL SYSTEMS INC	62,547	62,547
VECTREN	38,221	38,221
VEEVA SYS INC	65,114	65,114
VENTAS INC REIT	131,535	131,535
VENTAS INC REIT	562,464	562,464
VEREIT INC COM	296,725	296,725
VEREIT INC COM	67,360	67,360
VERISIGN INC COM	78,297	78,297
VERISK ANALYTICS INC COM STK	99,008	99,008
VERIZON COMMUNICATIONS COM	1,468,185	1,468,185
VERSUM MATLS LLC COM	5,655	5,655
VERTEX PHARMACEUTICALS INC COM	302,255	302,255
VERTU MOTORS PLC ORD	82,651	82,651
VETROPACK HLDG SA	81,558	81,558
VIACOM INC NEW	6,535	6,535
VIACOM INC NEW	76,535	76,535
VICI PPTYS INC COM	34,386	34,386
VIENNA INS GRP AG	115,915	115,915
VIRTU FINL INC	5,075	5,075
VISA INC COM STK	1,466,777	1,466,777
VISTEON CORP COM	7,836	7,836
VISTRA ENERGY CORP COM	44,086	44,086
VMWARE INC COM	64,862	64,862
VONOVIA SE	1,154,061	1,154,061

Investments Corporation Stock Schedule

Name of Stock	End of Year Book Value	End of Year Fair Market Value
VORNADO RLTY TR COM	88,703	88,703
VOYA FINL INC COM	29,182	29,182
VULCAN MATERIALS CO COM	96,429	96,429
W P CAREY INC COM	123,362	123,362
WABCO HLDGS INC COM STK	35,744	35,744
WABTEC CORP COM	39,059	39,059
WALGREENS BOOTS ALLIANCE INC COM	349,030	349,030
WALT DISNEY CO	2,088,065	2,088,065
WALT DISNEY CO	1,032,026	1,032,026
WASTE MGMT INC DEL COM STK	242,142	242,142
WATERS CORP COM	83,383	83,383
WATSCO INC COM	27,132	27,132
WAYFAIR INC	32,339	32,339
WCM BETEILIGUNG & GRUNDBESITZ AG	57,683	57,683
WEATHERFORD INTERNATIONAL LTD	6,683	6,683
WEBSTER FNCL CORP WATERBURY CONN COM	26,222	26,222
WEC ENERGY GROUP INC COM	195,452	195,452
WEINGARTEN RLTY INVS COM	11,239	11,239
WELBILT INC COM	1,133	1,133
WELLCARE HLTH PLANS INC COM	63,272	63,272
WELLTOWER INC COM REIT	162,975	162,975
WELLTOWER INC COM REIT	555,280	555,280
WENDYS CO COM	5,682	5,682
WERELDHAVE NV	111,896	111,896
WESCO INTL INC COM	6,288	6,288
WEST FRASER TIMBER COM	24,689	24,689
WEST PHARMACEUTICAL SVCS INC COM	47,152	47,152
WESTERN ALLIANCE BANCORPORATION COM	10,267	10,267
WESTERN UNION CO	70,253	70,253
WESTLAKE CHEM CORP COM STK	11,778	11,778

Investments Corporation Stock Schedule

Name of Stock	End of Year Book Value	End of Year Fair Market Value
WESTN DIGITAL CORP COM	83,478	83,478
WESTROCK CO COM	93,154	93,154
WESTSHORE TERM INV COM NPV	117,531	117,531
WEX INC COM	17,788	17,788
WEYERHAEUSER CO COM	147,446	147,446
WHARF REAL ESTATE	568,470	568,470
WHIRLPOOL CORP COM	58,030	58,030
WHITING PETE CORP COM COM	20,171	20,171
WILEY JOHN & SONS INC	15,782	15,782
WILLIAM HILL ORD	87,649	87,649
WILLIAMS CO INC COM	201,912	201,912
WILLIAMS SONOMA INC COM	25,175	25,175
WILLIS TOWERS WATSON PLC COM	156,568	156,568
WINTRUST FINL CORP COM	5,386	5,386
WIZZ AIR HLDGS PLC ORD	74,941	74,941
WORKDAY INC COM	152,175	152,175
WORLDPAY INC COM	161,649	161,649
WPX ENERGY INC COM SHS	28,398	28,398
WUSTENROT & WURTTE	82,307	82,307
WYNDHAM DESTINATIONS INC COM STK	30,070	30,070
WYNDHAM HOTELS & RESORTS INC COM	38,065	38,065
WYNN RESORTS LTD COM	57,368	57,368
XCEL ENERGY INC COM	158,107	158,107
XEROX CORP COM	40,646	40,646
XILINX INC COM	146,407	146,407
XINYI SOLAR HLDGS	85,001	85,001
XLMEDIA PLC ORD	33,778	33,778
XPO LOGISTICS INC COM	48,769	48,769
XYLEM INC COM	76,394	76,394
XYLEM INC COM	1,463,236	1,463,236

Investments Corporation Stock Schedule

Name of Stock	End of Year Book Value	End of Year Fair Market Value
YAMABIKO CORPO	53,096	53,096
YAMAGUCHI FINANCIA	96,158	96,158
YAMATANE CORP	67,495	67,495
YUASA TRADING CO	100,328	100,328
YUM BRANDS INC COM	207,647	207,647
YUM CHINA HLDGS INC COM	88,720	88,720
YUSHIRO CHEMICAL	35,582	35,582
ZAYO GROUP HLDGS INC COM	10,324	10,324
ZEBRA TECHNOLOGIES CORP	54,457	54,457
ZENDESK INC COM	15,760	15,760
ZILLOW GROUP INC COM	13,829	13,829
ZILLOW GROUP INC COM	21,001	21,001
ZIMMER BIOMET HLDGS INC COM	152,365	152,365
ZIONS BANCORPORATION N A	62,373	62,373
ZOETIS INC COM	291,691	291,691
ZYNGA INC	19,288	19,288

TY 2018 Investments Government Obligations Schedule**Name:** MARGARET A CARGILL FOUNDATION**EIN:** 37-1758406**US Government Securities - End
of Year Book Value:**

228,724,207

**US Government Securities - End
of Year Fair Market Value:**

228,724,207

**State & Local Government
Securities - End of Year Book
Value:**

984,243

**State & Local Government
Securities - End of Year Fair
Market Value:**

984,243

TY 2018 Investments - Other Schedule

Name: MARGARET A CARGILL FOUNDATION
EIN: 37-1758406

Investments Other Schedule 2

Category/ Item	Listed at Cost or FMV	Book Value	End of Year Fair Market Value
INVESTMENT FUND MACF - 25676	FMV	44,836,214	44,836,214
INVESTMENT FUND MACF - 52512	FMV	21,504,324	21,504,324
INVESTMENT FUND MACF - 55464	FMV	34,676,160	34,676,160
INVESTMENT FUND MACF - 19965	FMV	97,850,589	97,850,589
INVESTMENT FUND MACF - 89660	FMV	7,870,849	7,870,849
INVESTMENT FUND MACF - 64361	FMV	26,159,537	26,159,537
INVESTMENT FUND MACF - 56035	FMV	39,866,469	39,866,469
INVESTMENT FUND MACF - 50942	FMV	23,739,822	23,739,822
INVESTMENT FUND MACF - 52041	FMV	8,770,389	8,770,389
INVESTMENT FUND MACF - 57061	FMV	30,542,051	30,542,051
INVESTMENT FUND MACF - 46529	FMV	23,772,943	23,772,943
INVESTMENT FUND MACF - 54491	FMV	16,543,330	16,543,330
INVESTMENT FUND MACF - 50992	FMV	19,611,399	19,611,399
INVESTMENT FUND MACF - 89424	FMV	32,577,171	32,577,171
INVESTMENT FUND MACF - 81591	FMV	25,313,280	25,313,280
INVESTMENT FUND MACF - 15855	FMV	14,276,720	14,276,720
INVESTMENT FUND MACF - 35954	FMV	14,660,834	14,660,834
INVESTMENT FUND MACF - 29049	FMV	14,343,950	14,343,950
INVESTMENT FUND MACF - 51010	FMV	13,929,759	13,929,759
INVESTMENT FUND MACF - 59749	FMV	12,156,831	12,156,831
INVESTMENT FUND MACF - 69847	FMV	20,745,934	20,745,934
INVESTMENT FUND MACF - 96412	FMV	9,166,634	9,166,634
INVESTMENT FUND MACF - 62258	FMV	20,230,454	20,230,454
INVESTMENT FUND MACF - 38576	FMV	7,334,422	7,334,422
INVESTMENT FUND MACF - 23903	FMV	14,023,495	14,023,495
INVESTMENT FUND MACF - 47189	FMV	27,178,858	27,178,858
INVESTMENT FUND MACF - 52513	FMV	25,431,052	25,431,052
INVESTMENT FUND MACF - 23173	FMV	11,037,272	11,037,272
INVESTMENT FUND MACF - 97859	FMV	18,775,484	18,775,484
INVESTMENT FUND MACF - 65571	FMV	423,173	423,173

Investments Other Schedule 2

Category/ Item	Listed at Cost or FMV	Book Value	End of Year Fair Market Value
INVESTMENT FUND MACF - 49534	FMV	44,821,697	44,821,697
INVESTMENT FUND MACF - 54220	FMV	39,956,706	39,956,706
INVESTMENT FUND MACF - 76333	FMV	31,340,042	31,340,042
INVESTMENT FUND MACF - 24115	FMV	19,208,344	19,208,344
INVESTMENT FUND MACF - 14306	FMV	16,088,248	16,088,248
INVESTMENT FUND MACF - 20991	FMV	17,857,046	17,857,046
INVESTMENT FUND MACF - 98973	FMV	7,951,563	7,951,563
INVESTMENT FUND MACF - 58216	FMV	23,637,849	23,637,849
INVESTMENT FUND MACF - 79900	FMV	4,000,000	4,000,000
INVESTMENT FUND MACF - 79900	FMV	18,108,492	18,108,492
INVESTMENT FUND MACF - 10719	FMV	73,419,395	73,419,395
INVESTMENT FUND MACF - 93922	FMV	7,328,959	7,328,959
INVESTMENT FUND MACF - 85467	FMV	33,782,199	33,782,199
INVESTMENT FUND MACF - 71908	FMV	694,063	694,063
INVESTMENT FUND MACF - 81244	FMV	12,482,216	12,482,216
INVESTMENT FUND MACF - 66580	FMV	12,499,348	12,499,348
INVESTMENT FUND MACF - 51394	FMV	9,201,078	9,201,078
INVESTMENT FUND MACF - 12980	FMV	1,650,526	1,650,526
INVESTMENT FUND MACF - 71506	FMV	11,011,403	11,011,403
INVESTMENT FUND MACF - 68936	FMV	3,242,619	3,242,619
INVESTMENT FUND MACF - 49379	FMV	15,214,138	15,214,138
INVESTMENT FUND MACF - 42486	FMV	22,109,314	22,109,314
INVESTMENT FUND MACF - 23311	FMV	1,162,360	1,162,360
INVESTMENT FUND MACF - 79492	FMV	1,112,999	1,112,999
INVESTMENT FUND MACF - 82874	FMV	18,575,343	18,575,343
INVESTMENT FUND MACF - 74092	FMV	1,373,523	1,373,523
INVESTMENT FUND MACF - 46530	FMV	12,905,009	12,905,009
INVESTMENT FUND MACF - 77943	FMV	3,208,036	3,208,036
INVESTMENT FUND MACF - 19597	FMV	303,851	303,851
INVESTMENT FUND MACF - 68406	FMV	13,007,726	13,007,726

Investments Other Schedule 2

Category/ Item	Listed at Cost or FMV	Book Value	End of Year Fair Market Value
INVESTMENT FUND MACF - 39777	FMV	12,182,819	12,182,819
INVESTMENT FUND MACF - 27771	FMV	5,475,486	5,475,486
INVESTMENT FUND MACF - 68694	FMV	16,134,501	16,134,501
INVESTMENT FUND MACF - 39858	FMV	4,286,510	4,286,510
INVESTMENT FUND MACF - 74068	FMV	462,256	462,256
INVESTMENT FUND MACF - 46052	FMV	4,503,896	4,503,896
INVESTMENT FUND MACF - 79003	FMV	847,524	847,524
INVESTMENT FUND MACF - 72591	FMV	15,704,521	15,704,521
INVESTMENT FUND MACF - 67369	FMV	29,379,846	29,379,846
INVESTMENT FUND MACF - 61514	FMV	11,783,169	11,783,169
INVESTMENT FUND MACF - 34135	FMV	628,403	628,403
INVESTMENT FUND MACF - 78462	FMV	6,419,046	6,419,046
INVESTMENT FUND MACF - 67535	FMV	4,461,101	4,461,101
INVESTMENT FUND MACF - 84518	FMV	1,905,503	1,905,503
INVESTMENT FUND MACF - 73441	FMV	5,606,533	5,606,533
INVESTMENT FUND MACF - 76210	FMV	11,687,016	11,687,016
INVESTMENT FUND MACF - 71063	FMV	5,787,873	5,787,873
INVESTMENT FUND MACF - 34004	FMV	3,108,571	3,108,571
INVESTMENT FUND MACF - 36664	FMV	3,467,233	3,467,233
INVESTMENT FUND MACF - 23828	FMV	39,019,019	39,019,019
INVESTMENT FUND MACF - 95800	FMV	3,718,551	3,718,551
INVESTMENT FUND MACF - 79005	FMV	2,816,626	2,816,626
INVESTMENT FUND MACF - 76534	FMV	1,810,388	1,810,388
INVESTMENT FUND MACF - 26137	FMV	3,530,905	3,530,905
INVESTMENT FUND MACF - 47467	FMV	9,619,899	9,619,899
INVESTMENT FUND MACF - 88799	FMV	6,745,136	6,745,136
INVESTMENT FUND MACF - 51629	FMV	28,929,515	28,929,515
INVESTMENT FUND MACF - 78890	FMV	5,606,927	5,606,927
INVESTMENT FUND MACF - 23553	FMV	43,326,789	43,326,789
INVESTMENT FUND MACF - 13315	FMV	13,024,830	13,024,830

Investments Other Schedule 2

Category/ Item	Listed at Cost or FMV	Book Value	End of Year Fair Market Value
INVESTMENT FUND MACF - 70072	FMV	3,980,247	3,980,247
INVESTMENT FUND MACF - 32731	FMV	1,381,360	1,381,360
INVESTMENT FUND MACF - 70066	FMV	2,638,668	2,638,668
INVESTMENT FUND MACF - 21378	FMV	20,057,920	20,057,920
INVESTMENT FUND MACF - 20635	FMV	9,236,563	9,236,563
INVESTMENT FUND MACF - 99358	FMV	2,673,783	2,673,783
INVESTMENT FUND MACF - 79006	FMV	11,297,008	11,297,008
INVESTMENT FUND MACF - 77486	FMV	416,864	416,864
INVESTMENT FUND MACF - 77487	FMV	286,571	286,571
INVESTMENT FUND MACF - 56699	FMV	12,013,938	12,013,938
INVESTMENT FUND MACF - 56265	FMV	13,296,003	13,296,003
INVESTMENT FUND MACF - 36004	FMV	7,973,572	7,973,572
INVESTMENT FUND MACF - 93653	FMV	7,699,262	7,699,262
INVESTMENT FUND MACF - 14461	FMV	7,024,485	7,024,485
INVESTMENT FUND MACF - 76538	FMV	196,246	196,246
INVESTMENT FUND MACF - 56808	FMV	1,954,122	1,954,122
INVESTMENT FUND MACF - 12798	FMV	4,241,970	4,241,970
INVESTMENT FUND MACF - 21958	FMV	1,994,013	1,994,013
INVESTMENT FUND MACF - 62438	FMV	10,207,766	10,207,766
INVESTMENT FUND MACF - 82682	FMV	8,414,239	8,414,239
INVESTMENT FUND MACF - 77944	FMV	1,931,809	1,931,809
INVESTMENT FUND MACF - 52416	FMV	7,949,601	7,949,601
INVESTMENT FUND MACF - 82453	FMV	40,254,284	40,254,284
INVESTMENT FUND MACF - 85416	FMV	5,999,251	5,999,251
INVESTMENT FUND MACF - 82026	FMV	9,277,806	9,277,806
INVESTMENT FUND MACF - 45210	FMV	14,427,568	14,427,568
INVESTMENT FUND MACF - 71806	FMV	5,437,520	5,437,520
INVESTMENT FUND MACF - 39543	FMV	13,226,306	13,226,306
INVESTMENT FUND MACF - 36752	FMV	23,793,474	23,793,474
INVESTMENT FUND MACF - 67547	FMV	1,763,656	1,763,656

Investments Other Schedule 2

Category/ Item	Listed at Cost or FMV	Book Value	End of Year Fair Market Value
INVESTMENT FUND MACF - 79004	FMV	716,916	716,916
INVESTMENT FUND MACF - 58511	FMV	18,036,865	18,036,865
INVESTMENT FUND MACF - 37819	FMV	1,030,000	1,030,000
INVESTMENT FUND MACF - 79496	FMV	180,154	180,154
INVESTMENT FUND MACF - 79495	FMV	3,129,346	3,129,346
INVESTMENT FUND MACF - 21702	FMV	5,917,019	5,917,019
INVESTMENT FUND MACF - 18753	FMV	9,961,417	9,961,417
INVESTMENT FUND MACF - 73081	FMV	4,676,267	4,676,267
INVESTMENT FUND MACF - 79007	FMV	2,729,704	2,729,704
INVESTMENT FUND MACF - 46835	FMV	3,113,530	3,113,530
INVESTMENT FUND MACF - 10073	FMV	9,609,265	9,609,265
INVESTMENT FUND MACF - 36414	FMV	10,085,234	10,085,234
INVESTMENT FUND MACF - 76526	FMV	3,591,275	3,591,275
INVESTMENT FUND MACF - 18122	FMV	2,221,165	2,221,165
INVESTMENT FUND MACF - 17819	FMV	2,089,853	2,089,853
INVESTMENT FUND MACF - 92529	FMV	1,623,201	1,623,201
INVESTMENT FUND MACF - 44977	FMV	8,926,489	8,926,489
INVESTMENT FUND MACF - 90803	FMV	5,637,268	5,637,268
INVESTMENT FUND MACF - 43966	FMV	4,794,794	4,794,794
INVESTMENT FUND MACF - 47839	FMV	7,379,848	7,379,848
INVESTMENT FUND MACF - 28741	FMV	6,605,417	6,605,417
INVESTMENT FUND MACF - 74036	FMV	1,535,019	1,535,019
INVESTMENT FUND MACF - 18513	FMV	140,675,721	140,675,721
INVESTMENT FUND MACF - 78663	FMV	2,123,635	2,123,635
INVESTMENT FUND MACF - 12095	FMV	4,675,748	4,675,748
INVESTMENT FUND MACF - 65172	FMV	28,751,349	28,751,349
INVESTMENT FUND MACF - 14835	FMV	20,749,100	20,749,100
INVESTMENT FUND MACF - 59907	FMV	6,924,542	6,924,542
INVESTMENT FUND MACF - 76533	FMV	6,096,732	6,096,732
INVESTMENT FUND MACF - 76524	FMV	8,970,029	8,970,029

Investments Other Schedule 2

Category/ Item	Listed at Cost or FMV	Book Value	End of Year Fair Market Value
INVESTMENT FUND MACF - 37441	FMV	9,902,879	9,902,879
INVESTMENT FUND MACF - 83861	FMV	9,404,798	9,404,798
INVESTMENT FUND MACF - 79002	FMV	359,073	359,073
INVESTMENT FUND MACF - 17991	FMV	5,625,071	5,625,071
INVESTMENT FUND MACF - 24648	FMV	6,489,888	6,489,888
INVESTMENT FUND MACF - 74035	FMV	3,194,299	3,194,299

TY 2018 Legal Fees Schedule**Name:** MARGARET A CARGILL FOUNDATION**EIN:** 37-1758406

Category	Amount	Net Investment Income	Adjusted Net Income	Disbursements for Charitable Purposes
LEGAL FEES	738,747	447,588		302,270

TY 2018 Other Assets Schedule**Name:** MARGARET A CARGILL FOUNDATION**EIN:** 37-1758406**Other Assets Schedule**

Description	Beginning of Year - Book Value	End of Year - Book Value	End of Year - Fair Market Value
PROGRAM-RELATED INVESTMENT	2,568,329	2,813,452	5,000,000
OTHER REAL ESTATE HELD FOR INVESTMENT	39,000	39,000	39,000

TY 2018 Other Decreases Schedule

Name: MARGARET A CARGILL FOUNDATION
EIN: 37-1758406

Description	Amount
UNREALIZED LOSSES	156,218,775

TY 2018 Other Expenses Schedule**Name:** MARGARET A CARGILL FOUNDATION**EIN:** 37-1758406**Other Expenses Schedule**

Description	Revenue and Expenses per Books	Net Investment Income	Adjusted Net Income	Disbursements for Charitable Purposes
OFFICE SUPPLIES AND EQUIPMENT	275,424	23,564		234,151
DUES AND SUBSCRIPTIONS	275,546	60,647		292,472
RECRUITING AND RELOCATION	165,041	3,551		161,490
TECHNOLOGY EXPENSES	353,688	37,394		53,887
INSURANCE	91,499	12,657		80,959
RETURN OF GRANT FUNDS	-1,361,053	0		0
GRANT AND PRI DISCOUNT	-92,954	0		0
EXPENSES FROM FLOW-THROUGH INVESTMENTS	0	50,222,153		0
ADMIN EXPENSES	84,131	23,438		60,693
OTHER EXPENSES	82,324	-9,810		72,389

Other Expenses Schedule

Description	Revenue and Expenses per Books	Net Investment Income	Adjusted Net Income	Disbursements for Charitable Purposes
FEDERAL AND STATE UBI TAX BENEFIT	-780,225	0		0
DEFERRED FEDERAL EXCISE TAX BENEFIT	-5,683,660	0		0

TY 2018 Other Income Schedule**Name:** MARGARET A CARGILL FOUNDATION**EIN:** 37-1758406**Other Income Schedule**

Description	Revenue And Expenses Per Books	Net Investment Income	Adjusted Net Income
PRI INTEREST INCOME	321,790	321,790	321,790
OTHER INCOME FROM FOREIGN EXCHANGE TRANSACTIONS		-1,461,831	
OTHER INCOME FROM FLOW-THROUGH INVESTMENTS		22,956,072	

TY 2018 Other Liabilities Schedule**Name:** MARGARET A CARGILL FOUNDATION**EIN:** 37-1758406

Description	Beginning of Year - Book Value	End of Year - Book Value
DEFERRED TAX LIABILITY	8,199,030	2,515,370
POSTRETIREMENT BENEFIT LIABILITY	6,401,590	7,064,943

TY 2018 Other Professional Fees Schedule**Name:** MARGARET A CARGILL FOUNDATION**EIN:** 37-1758406

Category	Amount	Net Investment Income	Adjusted Net Income	Disbursements for Charitable Purposes
CONSULTING	2,514,587	0		2,312,131
INVESTMENT MANAGEMENT EXPENSES & CONSULTING	6,452,644	6,737,421		0
INVESTMENT SOFTWARE	357,682	357,682		0
INVESTMENT COMMITTEE COMPENSATION	40,000	40,000		0

TY 2018 Taxes Schedule**Name:** MARGARET A CARGILL FOUNDATION**EIN:** 37-1758406

Category	Amount	Net Investment Income	Adjusted Net Income	Disbursements for Charitable Purposes
CURRENT FEDERAL EXCISE TAX	1,563,111	0		0
OTHER TAXES	42,066	0		0

TY 2018 TransfersFrmControlledEntities**Name:** MARGARET A CARGILL FOUNDATION**EIN:** 37-1758406

Name	US / Foreign Address	EIN	Description	Amount
ANNE RAY FOUNDATION	6889 ROWLAND ROAD EDEN PRAIRIE, MN 55344	47-1036008	EXPENSE REIMBURSEMENT (SEE STATEMENT 22)	25,871
Total				18,133,791

TY 2018 TransfersToControlledEntities**Name:** MARGARET A CARGILL FOUNDATION**EIN:** 37-1758406

Name	US / Foreign Address	EIN	Description	Amount
ANNE RAY FOUNDATION	6889 ROWLAND ROAD EDEN PRAIRIE, MN 55344	47-1036008	EXPENSE REIMBURSEMENT (SEE STATEMENT 22)	25,871
Total				25,871