








For calendar year 2017, or tax year beginning 01-01-2017, and ending 12-31-2017

Name of foundation FRANKLIN HOME FOR THE AGED ASSOC AKA PEABODY HOME		A Employer identification number 02-0202330	
Number and street (or P O box number if mail is not delivered to street address) 24 PEABODY PLACE		B Telephone number (see instructions)	
City or town, state or province, country, and ZIP or foreign postal code FRANKLIN, NH 03235		C If exemption application is pending, check here <input type="checkbox"/>	
G Check all that apply <input type="checkbox"/> Initial return <input type="checkbox"/> Final return <input type="checkbox"/> Address change <input type="checkbox"/> Initial return of a former public charity <input checked="" type="checkbox"/> Amended return <input type="checkbox"/> Name change		D 1. Foreign organizations, check here <input type="checkbox"/> 2 Foreign organizations meeting the 85% test, check here and attach computation <input type="checkbox"/>	
H Check type of organization <input checked="" type="checkbox"/> Section 501(c)(3) exempt private foundation <input type="checkbox"/> Section 4947(a)(1) nonexempt charitable trust <input type="checkbox"/> Other taxable private foundation		E If private foundation status was terminated under section 507(b)(1)(A), check here <input type="checkbox"/>	
I Fair market value of all assets at end of year (from Part II, col (c), line 16) \$ 2,760,598		F If the foundation is in a 60-month termination under section 507(b)(1)(B), check here <input type="checkbox"/>	
J Accounting method <input type="checkbox"/> Cash <input checked="" type="checkbox"/> Accrual <input type="checkbox"/> Other (specify) (Part I, column (d) must be on cash basis)			

Part I Analysis of Revenue and Expenses (The total of amounts in columns (b), (c), and (d) may not necessarily equal the amounts in column (a) (see instructions))		(a) Revenue and expenses per books	(b) Net investment income	(c) Adjusted net income	(d) Disbursements for charitable purposes (cash basis only)
Revenue	1 Contributions, gifts, grants, etc , received (attach schedule)				
	2 Check <input checked="" type="checkbox"/> If the foundation is not required to attach Sch B				
	3 Interest on savings and temporary cash investments	141	141	141	
	4 Dividends and interest from securities	46,770	46,770	46,770	
	5a Gross rents				
	b Net rental income or (loss)				
	6a Net gain or (loss) from sale of assets not on line 10 	85,967			
	b Gross sales price for all assets on line 6a 1,240,383				
	7 Capital gain net income (from Part IV, line 2)		88,593		
	8 Net short-term capital gain			26,458	
	9 Income modifications				
	10a Gross sales less returns and allowances				
Operating and Administrative Expenses	b Less Cost of goods sold				
	c Gross profit or (loss) (attach schedule)				
	11 Other income (attach schedule) 	2,136,563		2,136,563	
	12 Total. Add lines 1 through 11	2,269,441	135,504	2,209,932	
	13 Compensation of officers, directors, trustees, etc				
	14 Other employee salaries and wages	1,470,630		1,470,630	
	15 Pension plans, employee benefits	304,788		304,788	
	16a Legal fees (attach schedule) 	225		225	
	b Accounting fees (attach schedule) 	12,204		12,204	
	c Other professional fees (attach schedule)				
	17 Interest	1,376		1,376	
	18 Taxes (attach schedule) (see instructions) 	3,180		3,180	
	19 Depreciation (attach schedule) and depletion 	55,026		55,026	
	20 Occupancy	77,995		77,995	
	21 Travel, conferences, and meetings				
	22 Printing and publications	41,888		41,888	
	23 Other expenses (attach schedule) 	339,484		149,418	190,066
	24 Total operating and administrative expenses. Add lines 13 through 23	2,306,796	0	2,116,730	190,066
	25 Contributions, gifts, grants paid	0			0
	26 Total expenses and disbursements. Add lines 24 and 25	2,306,796	0	2,116,730	190,066
	27 Subtract line 26 from line 12				
	a Excess of revenue over expenses and disbursements	-37,355			
	b Net investment income (if negative, enter -0-)		135,504		
				93,202	

Part II Balance Sheets		Attached schedules and amounts in the description column should be for end-of-year amounts only (See instructions)			Beginning of year	End of year	
		(a) Book Value	(b) Book Value	(c) Fair Market Value			
Assets	1	Cash—non-interest-bearing	300	300	300		
	2	Savings and temporary cash investments	44,695	15,542	15,542		
	3	Accounts receivable ▶ <u>51,936</u>					
		Less allowance for doubtful accounts ▶ _____	43,173	51,936	51,936		
	4	Pledges receivable ▶ _____					
		Less allowance for doubtful accounts ▶ _____					
	5	Grants receivable					
	6	Receivables due from officers, directors, trustees, and other disqualified persons (attach schedule) (see instructions)					
	7	Other notes and loans receivable (attach schedule) ▶ _____					
		Less allowance for doubtful accounts ▶ _____					
	8	Inventories for sale or use					
	9	Prepaid expenses and deferred charges	22,845	21,058	21,058		
	10a	Investments—U S and state government obligations (attach schedule)					
	b	Investments—corporate stock (attach schedule)					
	c	Investments—corporate bonds (attach schedule)					
	11	Investments—land, buildings, and equipment basis ▶ _____					
	Less accumulated depreciation (attach schedule) ▶ _____						
12	Investments—mortgage loans						
13	Investments—other (attach schedule)	1,753,609	1,534,762	1,647,301			
14	Land, buildings, and equipment basis ▶ <u>2,338,864</u>						
	Less accumulated depreciation (attach schedule) ▶ <u>1,539,687</u>	840,985	799,177	799,177			
15	Other assets (describe ▶ _____)		225,284	225,284			
16	Total assets (to be completed by all filers—see the instructions Also, see page 1, item I)	2,705,607	2,648,059	2,760,598			
Liabilities	17	Accounts payable and accrued expenses	194,477	174,284			
	18	Grants payable.					
	19	Deferred revenue					
	20	Loans from officers, directors, trustees, and other disqualified persons					
	21	Mortgages and other notes payable (attach schedule).					
	22	Other liabilities (describe ▶ _____)					
	23	Total liabilities (add lines 17 through 22)	194,477	174,284			
Net Assets or Fund Balances	Foundations that follow SFAS 117, check here ▶ <input checked="" type="checkbox"/> and complete lines 24 through 26 and lines 30 and 31.						
	24	Unrestricted	2,511,130	2,473,775			
	25	Temporarily restricted					
	26	Permanently restricted					
	Foundations that do not follow SFAS 117, check here ▶ <input type="checkbox"/> and complete lines 27 through 31.						
	27	Capital stock, trust principal, or current funds					
	28	Paid-in or capital surplus, or land, bldg , and equipment fund					
	29	Retained earnings, accumulated income, endowment, or other funds					
	30	Total net assets or fund balances (see instructions)	2,511,130	2,473,775			
	31	Total liabilities and net assets/fund balances (see instructions) .	2,705,607	2,648,059			

Part III Analysis of Changes in Net Assets or Fund Balances

1	Total net assets or fund balances at beginning of year—Part II, column (a), line 30 (must agree with end-of-year figure reported on prior year's return)	1	2,511,130
2	Enter amount from Part I, line 27a	2	-37,355
3	Other increases not included in line 2 (itemize) ▶ _____	3	
4	Add lines 1, 2, and 3	4	2,473,775
5	Decreases not included in line 2 (itemize) ▶ _____	5	
6	Total net assets or fund balances at end of year (line 4 minus line 5)—Part II, column (b), line 30 .	6	2,473,775

Part IV Capital Gains and Losses for Tax on Investment Income

(a) List and describe the kind(s) of property sold (e g , real estate, 2-story brick warehouse, or common stock, 200 shs MLC Co)	(b) How acquired P—Purchase D—Donation	(c) Date acquired (mo , day, yr)	(d) Date sold (mo , day, yr)
1 a SECURITIES	P	2017-01-01	2017-12-31
b SECURITIES	P	2013-01-01	2017-12-31
c			
d			
e			

(e) Gross sales price	(f) Depreciation allowed (or allowable)	(g) Cost or other basis plus expense of sale	(h) Gain or (loss) (e) plus (f) minus (g)
a 480,144		453,686	26,458
b 760,239		698,104	62,135
c			
d			
e			

Complete only for assets showing gain in column (h) and owned by the foundation on 12/31/69			(l) Gains (Col (h) gain minus col (k), but not less than -0-) or Losses (from col (h))
(i) F M V as of 12/31/69	(j) Adjusted basis as of 12/31/69	(k) Excess of col (i) over col (j), if any	
a			26,458
b			62,135
c			
d			
e			

2 Capital gain net income or (net capital loss)	{ If gain, also enter in Part I, line 7 If (loss), enter -0- in Part I, line 7 }	2	88,593
3 Net short-term capital gain or (loss) as defined in sections 1222(5) and (6) If gain, also enter in Part I, line 8, column (c) (see instructions) If (loss), enter -0- in Part I, line 8		3	26,458

Part V Qualification Under Section 4940(e) for Reduced Tax on Net Investment Income

(For optional use by domestic private foundations subject to the section 4940(a) tax on net investment income)

If section 4940(d)(2) applies, leave this part blank

Was the foundation liable for the section 4942 tax on the distributable amount of any year in the base period?

☐ Yes ☐ No

If "Yes," the foundation does not qualify under section 4940(e) Do not complete this part

1 Enter the appropriate amount in each column for each year, see instructions before making any entries

(a) Base period years Calendar year (or tax year beginning in)	(b) Adjusted qualifying distributions	(c) Net value of noncharitable-use assets	(d) Distribution ratio (col (b) divided by col (c))
2016			
2015			
2014			
2013			
2012			

2 Total of line 1, column (d)	2	
3 Average distribution ratio for the 5-year base period—divide the total on line 2 by 5, or by the number of years the foundation has been in existence if less than 5 years	3	
4 Enter the net value of noncharitable-use assets for 2017 from Part X, line 5	4	
5 Multiply line 4 by line 3	5	
6 Enter 1% of net investment income (1% of Part I, line 27b)	6	
7 Add lines 5 and 6	7	
8 Enter qualifying distributions from Part XII, line 4	8	

If line 8 is equal to or greater than line 7, check the box in Part VI, line 1b, and complete that part using a 1% tax rate See the Part VI instructions

Part VI Excise Tax Based on Investment Income (Section 4940(a), 4940(b), 4940(e), or 4948—see instructions)

1a	Exempt operating foundations described in section 4940(d)(2), check here <input checked="" type="checkbox"/> and enter "N/A" on line 1 Date of ruling or determination letter <u>1995-04-18</u> (attach copy of letter if necessary—see instructions)	1	N/A		
b	Domestic foundations that meet the section 4940(e) requirements in Part V, check here <input type="checkbox"/> and enter 1% of Part I, line 27b				
c	All other domestic foundations enter 2% of line 27b. Exempt foreign organizations enter 4% of Part I, line 12, col (b)	2			
2	Tax under section 511 (domestic section 4947(a)(1) trusts and taxable foundations only. Others enter -0-)				
3	Add lines 1 and 2.	3			
4	Subtitle A (income) tax (domestic section 4947(a)(1) trusts and taxable foundations only. Others enter -0-)	4			
5	Tax based on investment income. Subtract line 4 from line 3. If zero or less, enter -0-	5			
6	Credits/Payments	7			
a	2017 estimated tax payments and 2016 overpayment credited to 2017			6a	
b	Exempt foreign organizations—tax withheld at source			6b	
c	Tax paid with application for extension of time to file (Form 8868)			6c	
d	Backup withholding erroneously withheld			6d	
7	Total credits and payments. Add lines 6a through 6d.	7			
8	Enter any penalty for underpayment of estimated tax. Check here <input type="checkbox"/> if Form 2220 is attached	8			
9	Tax due. If the total of lines 5 and 8 is more than line 7, enter amount owed ▶	9			
10	Overpayment. If line 7 is more than the total of lines 5 and 8, enter the amount overpaid ▶	10			
11	Enter the amount of line 10 to be Credited to 2018 estimated tax ▶ Refunded ▶	11			

Part VII-A Statements Regarding Activities

	Yes	No
1a During the tax year, did the foundation attempt to influence any national, state, or local legislation or did it participate or intervene in any political campaign?	1a	No
b Did it spend more than \$100 during the year (either directly or indirectly) for political purposes (see Instructions for definition)? <i>If the answer is "Yes" to 1a or 1b, attach a detailed description of the activities and copies of any materials published or distributed by the foundation in connection with the activities</i>	1b	No
c Did the foundation file Form 1120-POL for this year?	1c	No
d Enter the amount (if any) of tax on political expenditures (section 4955) imposed during the year (1) On the foundation ▶ \$ _____ (2) On foundation managers ▶ \$ _____		
e Enter the reimbursement (if any) paid by the foundation during the year for political expenditure tax imposed on foundation managers ▶ \$ _____		
2 Has the foundation engaged in any activities that have not previously been reported to the IRS? <i>If "Yes," attach a detailed description of the activities</i>	2	No
3 Has the foundation made any changes, not previously reported to the IRS, in its governing instrument, articles of incorporation, or bylaws, or other similar instruments? <i>If "Yes," attach a conformed copy of the changes</i>	3	No
4a Did the foundation have unrelated business gross income of \$1,000 or more during the year?	4a	No
b If "Yes," has it filed a tax return on Form 990-T for this year?	4b	
5 Was there a liquidation, termination, dissolution, or substantial contraction during the year? <i>If "Yes," attach the statement required by General Instruction T</i>	5	No
6 Are the requirements of section 508(e) (relating to sections 4941 through 4945) satisfied either • By language in the governing instrument, or • By state legislation that effectively amends the governing instrument so that no mandatory directions that conflict with the state law remain in the governing instrument?	6	Yes
7 Did the foundation have at least \$5,000 in assets at any time during the year? <i>If "Yes," complete Part II, col (c), and Part XV</i>	7	Yes
8a Enter the states to which the foundation reports or with which it is registered (see instructions) ▶ _____		
b If the answer is "Yes" to line 7, has the foundation furnished a copy of Form 990-PF to the Attorney General (or designate) of each state as required by General Instruction G? <i>If "No," attach explanation</i> .	8b	Yes
9 Is the foundation claiming status as a private operating foundation within the meaning of section 4942(j)(3) or 4942(j)(5) for calendar year 2017 or the taxable year beginning in 2017 (see instructions for Part XIV)? <i>If "Yes," complete Part XIV</i>	9	Yes
10 Did any persons become substantial contributors during the tax year? <i>If "Yes," attach a schedule listing their names and addresses</i>	10	No

Part VII-A Statements Regarding Activities (continued)

11	At any time during the year, did the foundation, directly or indirectly, own a controlled entity within the meaning of section 512(b)(13)? If "Yes," attach schedule (see instructions).	11		No
12	Did the foundation make a distribution to a donor advised fund over which the foundation or a disqualified person had advisory privileges? If "Yes," attach statement (see instructions)	12		No
13	Did the foundation comply with the public inspection requirements for its annual returns and exemption application? Website address WWW.PEABODYHOME.ORG	13	Yes	
14	The books are in care of FRANKLIN HOME FOR THE AGED Telephone no (603) 934-3718			

Located at **24 PEABODY PLACE FRANKLIN NH**ZIP+4 **03235**

15	Section 4947(a)(1) nonexempt charitable trusts filing Form 990-PF in lieu of Form 1041 —Check here <input type="checkbox"/> and enter the amount of tax-exempt interest received or accrued during the year 15			
16	At any time during calendar year 2017, did the foundation have an interest in or a signature or other authority over a bank, securities, or other financial account in a foreign country? See instructions for exceptions and filing requirements for FinCEN Form 114, Report of Foreign Bank and Financial Accounts (FBAR). If "Yes," enter the name of the foreign country ▶	16	Yes	No

Part VII-B Statements Regarding Activities for Which Form 4720 May Be Required**File Form 4720 if any item is checked in the "Yes" column, unless an exception applies.**

1a	During the year did the foundation (either directly or indirectly)		Yes	No
(1)	Engage in the sale or exchange, or leasing of property with a disqualified person? <input type="checkbox"/> Yes <input checked="" type="checkbox"/> No			
(2)	Borrow money from, lend money to, or otherwise extend credit to (or accept it from) a disqualified person? <input type="checkbox"/> Yes <input checked="" type="checkbox"/> No			
(3)	Furnish goods, services, or facilities to (or accept them from) a disqualified person? <input type="checkbox"/> Yes <input checked="" type="checkbox"/> No			
(4)	Pay compensation to, or pay or reimburse the expenses of, a disqualified person? <input type="checkbox"/> Yes <input checked="" type="checkbox"/> No			
(5)	Transfer any income or assets to a disqualified person (or make any of either available for the benefit or use of a disqualified person)? <input type="checkbox"/> Yes <input checked="" type="checkbox"/> No			
(6)	Agree to pay money or property to a government official? (Exception. Check "No" if the foundation agreed to make a grant to or to employ the official for a period after termination of government service, if terminating within 90 days). <input type="checkbox"/> Yes <input checked="" type="checkbox"/> No			
b	If any answer is "Yes" to 1a(1)–(6), did any of the acts fail to qualify under the exceptions described in Regulations section 53.4941(d)-3 or in a current notice regarding disaster assistance (see instructions)? <input type="checkbox"/> Organizations relying on a current notice regarding disaster assistance check here. <input type="checkbox"/>	1b		
c	Did the foundation engage in a prior year in any of the acts described in 1a, other than excepted acts, that were not corrected before the first day of the tax year beginning in 2017? <input type="checkbox"/>	1c		No
2	Taxes on failure to distribute income (section 4942) (does not apply for years the foundation was a private operating foundation defined in section 4942(j)(3) or 4942(j)(5))			
a	At the end of tax year 2017, did the foundation have any undistributed income (lines 6d and 6e, Part XIII) for tax year(s) beginning before 2017? <input type="checkbox"/> Yes <input checked="" type="checkbox"/> No If "Yes," list the years ▶ 20____, 20____, 20____, 20____			
b	Are there any years listed in 2a for which the foundation is not applying the provisions of section 4942(a)(2) (relating to incorrect valuation of assets) to the year's undistributed income? (If applying section 4942(a)(2) to all years listed, answer "No" and attach statement—see instructions). <input type="checkbox"/>	2b		
c	If the provisions of section 4942(a)(2) are being applied to any of the years listed in 2a, list the years here ▶ 20____, 20____, 20____, 20____			
3a	Did the foundation hold more than a 2% direct or indirect interest in any business enterprise at any time during the year? <input type="checkbox"/> Yes <input checked="" type="checkbox"/> No			
b	If "Yes," did it have excess business holdings in 2017 as a result of (1) any purchase by the foundation or disqualified persons after May 26, 1969, (2) the lapse of the 5-year period (or longer period approved by the Commissioner under section 4943(c)(7)) to dispose of holdings acquired by gift or bequest, or (3) the lapse of the 10-, 15-, or 20-year first phase holding period? (Use Schedule C, Form 4720, to determine if the foundation had excess business holdings in 2017). <input type="checkbox"/>	3b		
4a	Did the foundation invest during the year any amount in a manner that would jeopardize its charitable purposes?	4a		No
b	Did the foundation make any investment in a prior year (but after December 31, 1969) that could jeopardize its charitable purpose that had not been removed from jeopardy before the first day of the tax year beginning in 2017?	4b		No

Part VII-B Statements Regarding Activities for Which Form 4720 May Be Required (Continued)

5a	During the year did the foundation pay or incur any amount to				
	(1) Carry on propaganda, or otherwise attempt to influence legislation (section 4945(e))?	<input type="checkbox"/> Yes <input checked="" type="checkbox"/> No			
	(2) Influence the outcome of any specific public election (see section 4955), or to carry on, directly or indirectly, any voter registration drive?	<input type="checkbox"/> Yes <input checked="" type="checkbox"/> No			
	(3) Provide a grant to an individual for travel, study, or other similar purposes?	<input type="checkbox"/> Yes <input checked="" type="checkbox"/> No			
	(4) Provide a grant to an organization other than a charitable, etc., organization described in section 4945(d)(4)(A)? (see instructions).	<input type="checkbox"/> Yes <input checked="" type="checkbox"/> No			
	(5) Provide for any purpose other than religious, charitable, scientific, literary, or educational purposes, or for the prevention of cruelty to children or animals?	<input type="checkbox"/> Yes <input checked="" type="checkbox"/> No			
b	If any answer is "Yes" to 5a(1)–(5), did any of the transactions fail to qualify under the exceptions described in Regulations section 53.4945 or in a current notice regarding disaster assistance (see instructions)?		5b		
	Organizations relying on a current notice regarding disaster assistance check here.	<input type="checkbox"/>			
c	If the answer is "Yes" to question 5a(4), does the foundation claim exemption from the tax because it maintained expenditure responsibility for the grant?	<input type="checkbox"/> Yes <input type="checkbox"/> No			
	<i>If "Yes," attach the statement required by Regulations section 53.4945–5(d)</i>				
6a	Did the foundation, during the year, receive any funds, directly or indirectly, to pay premiums on a personal benefit contract?	<input type="checkbox"/> Yes <input checked="" type="checkbox"/> No			
b	Did the foundation, during the year, pay premiums, directly or indirectly, on a personal benefit contract?		6b	No	
	<i>If "Yes" to 6b, file Form 8870</i>				
7a	At any time during the tax year, was the foundation a party to a prohibited tax shelter transaction?	<input type="checkbox"/> Yes <input checked="" type="checkbox"/> No			
b	If yes, did the foundation receive any proceeds or have any net income attributable to the transaction?		7b		

Part VIII

Information About Officers, Directors, Trustees, Foundation Managers, Highly Paid Employees, and Contractors

1

List all officers, directors, trustees, foundation managers and their compensation (see instructions).

(a) Name and address	Title, and average hours per week (b) devoted to position	(c) Compensation (If not paid, enter -0-)	(d) Contributions to employee benefit plans and deferred compensation	Expense account, (e) other allowances
See Additional Data Table				

2

Compensation of five highest-paid employees (other than those included on line 1—see instructions). If none, enter "NONE."

(a) Name and address of each employee paid more than \$50,000	Title, and average hours per week (b) devoted to position	(c) Compensation	Contributions to employee benefit plans and deferred compensation (d)	Expense account, (e) other allowances
MARY E MILLER 107 BAPTIST HILL ROAD CANTERBURY, NH 03224	ADMINISTRATO 37 50	77,526	18,000	
CHARYL BARNES 1947 NH ROUTE 140 GILMANTON IRON WORKS, NH 03837	HEAD OF NURS 37 50	69,962	4,606	
ALLYSON VACHON 44 EDWARD STREET FRANKLIN, NH 03235	NURSE MANAGE 40 50	54,599	2,952	

Total number of other employees paid over \$50,000. ▶

3

Five highest-paid independent contractors for professional services (see instructions). If none, enter "NONE".

(a) Name and address of each person paid more than \$50,000	(b) Type of service	(c) Compensation
NONE		

Total number of others receiving over \$50,000 for professional services. ▶

Part IX-A

Summary of Direct Charitable Activities

List the foundation's four largest direct charitable activities during the tax year. Include relevant statistical information such as the number of organizations and other beneficiaries served, conferences convened, research papers produced, etc.

	Expenses
1 OPERATING AND ADMINISTRATIVE	2,322,746
2	
3	
4	

Part IX-B

Summary of Program-Related Investments (see instructions)

Describe the two largest program-related investments made by the foundation during the tax year on lines 1 and 2	Amount
1 N/A	
2	
All other program-related investments. See instructions.	
3	

Total. Add lines 1 through 3 ▶

Part X Minimum Investment Return (All domestic foundations must complete this part. Foreign foundations, see instructions.)

1	Fair market value of assets not used (or held for use) directly in carrying out charitable, etc., purposes		
a	Average monthly fair market value of securities.	1a	1,627,132
b	Average of monthly cash balances.	1b	36,174
c	Fair market value of all other assets (see instructions).	1c	0
d	Total (add lines 1a, b, and c).	1d	1,663,306
e	Reduction claimed for blockage or other factors reported on lines 1a and 1c (attach detailed explanation).	1e	
2	Acquisition indebtedness applicable to line 1 assets.	2	
3	Subtract line 2 from line 1d.	3	1,663,306
4	Cash deemed held for charitable activities. Enter 1 1/2% of line 3 (for greater amount, see instructions).	4	24,950
5	Net value of noncharitable-use assets. Subtract line 4 from line 3. Enter here and on Part V, line 4.	5	1,638,356
6	Minimum investment return. Enter 5% of line 5.	6	81,918

Part XI Distributable Amount (see instructions) (Section 4942(j)(3) and (j)(5) private operating foundations and certain foreign organizations check here ☒ and do not complete this part.)

1	Minimum investment return from Part X, line 6.	1	
2a	Tax on investment income for 2017 from Part VI, line 5.	2a	
b	Income tax for 2017 (This does not include the tax from Part VI).	2b	
c	Add lines 2a and 2b.	2c	
3	Distributable amount before adjustments. Subtract line 2c from line 1.	3	
4	Recoveries of amounts treated as qualifying distributions.	4	
5	Add lines 3 and 4.	5	
6	Deduction from distributable amount (see instructions).	6	
7	Distributable amount as adjusted. Subtract line 6 from line 5. Enter here and on Part XIII, line 1.	7	

Part XII Qualifying Distributions (see instructions)

1	Amounts paid (including administrative expenses) to accomplish charitable, etc., purposes		
a	Expenses, contributions, gifts, etc.—total from Part I, column (d), line 26.	1a	190,066
b	Program-related investments—total from Part IX-B.	1b	
2	Amounts paid to acquire assets used (or held for use) directly in carrying out charitable, etc., purposes.	2	16,502
3	Amounts set aside for specific charitable projects that satisfy the		
a	Suitability test (prior IRS approval required).	3a	
b	Cash distribution test (attach the required schedule).	3b	
4	Qualifying distributions. Add lines 1a through 3b. Enter here and on Part V, line 8, and Part XIII, line 4.	4	206,568
5	Foundations that qualify under section 4940(e) for the reduced rate of tax on net investment income. Enter 1% of Part I, line 27b (see instructions).	5	
6	Adjusted qualifying distributions. Subtract line 5 from line 4.	6	206,568

Note: The amount on line 6 will be used in Part V, column (b), in subsequent years when calculating whether the foundation qualifies for the section 4940(e) reduction of tax in those years.

Part XIII Undistributed Income (see instructions)

	(a) Corpus	(b) Years prior to 2016	(c) 2016	(d) 2017
1 Distributable amount for 2017 from Part XI, line 7				
2 Undistributed income, if any, as of the end of 2017				
a Enter amount for 2016 only.				
b Total for prior years 20____, 20____, 20____				
3 Excess distributions carryover, if any, to 2017				
a From 2012.				
b From 2013.				
c From 2014.				
d From 2015.				
e From 2016.				
f Total of lines 3a through e.				
4 Qualifying distributions for 2017 from Part XII, line 4 ▶ \$ 206,568				
a Applied to 2016, but not more than line 2a				
b Applied to undistributed income of prior years (Election required—see instructions).				
c Treated as distributions out of corpus (Election required—see instructions).				
d Applied to 2017 distributable amount.				
e Remaining amount distributed out of corpus	206,568			
5 Excess distributions carryover applied to 2017 (If an amount appears in column (d), the same amount must be shown in column (a))				
6 Enter the net total of each column as indicated below:				
a Corpus Add lines 3f, 4c, and 4e Subtract line 5	206,568			
b Prior years' undistributed income Subtract line 4b from line 2b				
c Enter the amount of prior years' undistributed income for which a notice of deficiency has been issued, or on which the section 4942(a) tax has been previously assessed.				
d Subtract line 6c from line 6b Taxable amount—see instructions				
e Undistributed income for 2016 Subtract line 4a from line 2a Taxable amount—see instructions				
f Undistributed income for 2017 Subtract lines 4d and 5 from line 1 This amount must be distributed in 2018				
7 Amounts treated as distributions out of corpus to satisfy requirements imposed by section 170(b)(1)(F) or 4942(g)(3) (Election may be required - see instructions).				
8 Excess distributions carryover from 2012 not applied on line 5 or line 7 (see instructions).				
9 Excess distributions carryover to 2018. Subtract lines 7 and 8 from line 6a				
10 Analysis of line 9				
a Excess from 2013.				
b Excess from 2014.				
c Excess from 2015.				
d Excess from 2016.				
e Excess from 2017.				

Part XIV Private Operating Foundations (see instructions and Part VII-A, question 9)

1a If the foundation has received a ruling or determination letter that it is a private operating foundation, and the ruling is effective for 2017, enter the date of the ruling. ▶

b Check box to indicate whether the organization is a private operating foundation described in section ☐ 4942(j)(3) or ☒ 4942(j)(5)

2a Enter the lesser of the adjusted net income from Part I or the minimum investment return from Part X for each year listed

Tax year	Prior 3 years			(e) Total
(a) 2017	(b) 2016	(c) 2015	(d) 2014	
0				0
b 85% of line 2a				
c Qualifying distributions from Part XII, line 4 for each year listed	206,568	184,581	305,227	696,376
d Amounts included in line 2c not used directly for active conduct of exempt activities				
e Qualifying distributions made directly for active conduct of exempt activities. Subtract line 2d from line 2c	206,568	184,581	305,227	696,376
3 Complete 3a, b, or c for the alternative test relied upon				
a "Assets" alternative test—enter				
(1) Value of all assets				
(2) Value of assets qualifying under section 4942(j)(3)(B)(i)				
b "Endowment" alternative test— enter 2/3 of minimum investment return shown in Part X, line 6 for each year listed.	54,612	60,277	66,579	244,651
c "Support" alternative test—enter				
(1) Total support other than gross investment income (interest, dividends, rents, payments on securities loans (section 512(a)(5)), or royalties)				
(2) Support from general public and 5 or more exempt organizations as provided in section 4942(j)(3)(B)(iii).				
(3) Largest amount of support from an exempt organization				
(4) Gross investment income				

Part XV Supplementary Information (Complete this part only if the organization had \$5,000 or more in assets at any time during the year—see instructions.)

1 Information Regarding Foundation Managers:

a List any managers of the foundation who have contributed more than 2% of the total contributions received by the foundation before the close of any tax year (but only if they have contributed more than \$5,000) (See section 507(d)(2))

b List any managers of the foundation who own 10% or more of the stock of a corporation (or an equally large portion of the ownership of a partnership or other entity) of which the foundation has a 10% or greater interest

2 Information Regarding Contribution, Grant, Gift, Loan, Scholarship, etc., Programs:

Check here ☒ if the foundation only makes contributions to preselected charitable organizations and does not accept unsolicited requests for funds. If the foundation makes gifts, grants, etc. (see instructions) to individuals or organizations under other conditions, complete items 2a, b, c, and d

a The name, address, and telephone number or email address of the person to whom applications should be addressed

b The form in which applications should be submitted and information and materials they should include

c Any submission deadlines

d Any restrictions or limitations on awards, such as by geographical areas, charitable fields, kinds of institutions, or other factors

Part XV **Supplementary Information** (continued)**3 Grants and Contributions Paid During the Year or Approved for Future Payment**

Recipient	If recipient is an individual, show any relationship to any foundation manager or substantial contributor	Foundation status of recipient	Purpose of grant or contribution	Amount
Name and address (home or business)				
a <i>Paid during the year</i>				
Total			▶ 3a	
b <i>Approved for future payment</i>				
Total			▶ 3b	

Enter gross amounts unless otherwise indicated		Unrelated business income		Excluded by section 512, 513, or 514		(e) Related or exempt function income (See instructions)
		(a) Business code	(b) Amount	(c) Exclusion code	(d) Amount	
1	Program service revenue					
a	NURSING HOME SERVICES					1,808,675
b	APARTMENT INCOME					22,008
c	ASSISTED LIVING					281,924
d	GIFTS FROM BENEFACTORS					5,677
e	ADULT DAY CARE INCOME					15,590
f						
g	Fees and contracts from government agencies					
2	Membership dues and assessments.					
3	Interest on savings and temporary cash investments					141
4	Dividends and interest from securities.					46,770
5	Net rental income or (loss) from real estate					
a	Debt-financed property.					
b	Not debt-financed property.					
6	Net rental income or (loss) from personal property					
7	Other investment income.					
8	Gain or (loss) from sales of assets other than inventory					85,967
9	Net income or (loss) from special events					
10	Gross profit or (loss) from sales of inventory					
11	Other revenue					
a	MISCELLANEOUS INCOME					2,689
b						
c						
d						
e						
12	Subtotal. Add columns (b), (d), and (e).					2,269,441
13	Total. Add line 12, columns (b), (d), and (e).					2,269,441

[illegible]

Part XVII Information Regarding Transfers To and Transactions and Relationships With Noncharitable Exempt Organizations

1 Did the organization directly or indirectly engage in any of the following with any other organization described in section 501(c) of the Code (other than section 501(c)(3) organizations) or in section 527, relating to political organizations?		Yes	No
a Transfers from the reporting foundation to a noncharitable exempt organization of			
(1) Cash.	1a(1)		No
(2) Other assets.	1a(2)		No
b Other transactions			
(1) Sales of assets to a noncharitable exempt organization.	1b(1)		No
(2) Purchases of assets from a noncharitable exempt organization.	1b(2)		No
(3) Rental of facilities, equipment, or other assets.	1b(3)		No
(4) Reimbursement arrangements.	1b(4)		No
(5) Loans or loan guarantees.	1b(5)		No
(6) Performance of services or membership or fundraising solicitations.	1b(6)		No
c Sharing of facilities, equipment, mailing lists, other assets, or paid employees.	1c		No
d If the answer to any of the above is "Yes," complete the following schedule. Column (b) should always show the fair market value of the goods, other assets, or services given by the reporting foundation. If the foundation received less than fair market value in any transaction or sharing arrangement, show in column (d) the value of the goods, other assets, or services received.			

(a) Line No	(b) Amount involved	(c) Name of noncharitable exempt organization	(d) Description of transfers, transactions, and sharing arrangements

2a Is the foundation directly or indirectly affiliated with, or related to, one or more tax-exempt organizations described in section 501(c) of the Code (other than section 501(c)(3)) or in section 527? ☐ Yes ☒ No

b If "Yes," complete the following schedule

(a) Name of organization	(b) Type of organization	(c) Description of relationship

Sign Here	Under penalties of perjury, I declare that I have examined this return, including accompanying schedules and statements, and to the best of my knowledge and belief, it is true, correct, and complete. Declaration of preparer (other than taxpayer) is based on all information of which preparer has any knowledge.		
	***** Signature of officer or trustee	2019-08-09 Date	***** Title

May the IRS discuss this return with the preparer shown below
 (see instr)? ☒ Yes ☐ No

Paid Preparer Use Only	Print/Type preparer's name	Preparer's Signature	Date	Check if self-employed <input type="checkbox"/>	PTIN
	PENNY I RABY CPA		2019-08-19		P00236341
	Firm's name ▶ MALONE DIRUBBO & COMPANY PC				Firm's EIN ▶ 02-0436087
Firm's address ▶ 64 FRANKLIN ST FRANKLIN, NH 032351610				Phone no (603) 934-2942	

Form 990PF Part VIII Line 1 - List all officers, directors, trustees, foundation managers and their compensation

(a) Name and address	Title, and average hours per week (b) devoted to position	(c) Compensation (If not paid, enter -0-)	(d) Contributions to employee benefit plans and deferred compensation	Expense account, (e) other allowances
FRANK TUPPER PO BOX 92 CANTERBURY, NH 03224	PRESIDENT 1 00	0	0	0
JOHN BENHAM PO BOX 367 FRANKLIN, NH 03235	VICE-PRESIDE 1 00	0	0	0
WANDA BELYEA 30 STERLING DRIVE FRANKLIN, NH 03235	TREASURER 1 00	0	0	0
KATHY FULLER 200 PROSPECT STREET FRANKLIN, NH 03235	SECRETARY 1 00	0	0	0
CRAIG JACOBSON 108 DYERS CROSSING ANDOVER, NH 03216	MEMBER 1 00	0	0	0
DIANE SASSOS PO BOX 137 TILTON, NH 03276	MEMBER 1 00	0	0	0
KATHY ZINK 409 CENTRAL STREET FRANKLIN, NH 03235	MEMBER 1 00	0	0	0

TY 2017 Accounting Fees Schedule

Name: FRANKLIN HOME FOR THE AGED ASSOC
AKA PEABODY HOME

EIN: 02-0202330

Accounting Fees Schedule

Category	Amount	Net Investment Income	Adjusted Net Income	Disbursements for Charitable Purposes
ACCOUNTING	12,204		12,204	

Note: To capture the full content of this document, please select landscape mode (11" x 8.5") when printing.

TY 2017 Amortization Schedule

Name: FRANKLIN HOME FOR THE AGED ASSOC
AKA PEABODY HOME

EIN: 02-0202330

Description of Amortized Expenses	Date Acquired, Completed, or Expended	Amount Amortized	Deduction for Prior Years	Amortization Method	Current Year Amortization	Net Investment Income	Adjusted Net Income	Total Amount of Amortization
CONSULTANT FEES (STRATEGIC PLANNING)	2007-02-05	23,489	15,529	15 0000	1,566		1,566	17,095

Note: To capture the full content of this document, please select landscape mode (11" x 8.5") when printing.

TY 2017 Depreciation Schedule

Name: FRANKLIN HOME FOR THE AGED ASSOC
 AKA PEABODY HOME
EIN: 02-0202330

Description of Property	Date Acquired	Cost or Other Basis	Prior Years' Depreciation	Computation Method	Rate / Life (# of years)	Current Year's Depreciation Expense	Net Investment Income	Adjusted Net Income	Cost of Goods Sold Not Included
BUILDING	1976-06-01	366,956	366,956	S/L	33 0000				
GAZEBO	2007-06-20	12,364	3,559	S/L	33 0000	375		375	
GAZEBO BENCH	2008-06-18	1,100	935	S/L	10 0000	110		110	
ELECTRIC IMPROVEMENTS	1978-05-01	2,000	2,000	S/L	10 0000				
KITCHEN IMPROVEMENTS	1982-05-01	9,268	9,268	S/L	15 0000				
NURSES STATION	1982-08-01	16,316	16,316	S/L	15 0000				
COTT RENO & C1 COST	1982-12-01	93,129	93,129	S/L	35 0000				
NURSE CALL STATION	1983-01-01	6,256	6,256	S/L	15 0000				
BATH CALL SYSTEM	1983-03-01	1,626	1,626	S/L	15 0000				
BATH GRAB BARS	1983-06-01	377	377	S/L	15 0000				
PORCH STEPS	1983-07-31	703	703	S/L	15 0000				
SMOKE DETECTORS	1984-02-01	625	625	S/L	18 0000				
ELEC HEAT & INSTALLATION	1984-02-01	140	140	S/L	18 0000				
LINOLEUM	1984-05-01	170	170	S/L	18 0000				
RADAR CONTROLS	1984-11-01	3,300	3,300	S/L	18 0000				
COTTAGE RENOVATION	1984-12-01	5,000	5,000	S/L	35 0000				
COTTAGE RENOVATION	1985-01-01	11,685	10,718	S/L	35 0000	334		334	
WATER CLOSET	1985-09-01	825	825	S/L	18 0000				
CARPETING	1985-10-01	843	843	S/L	18 0000				
PLUMBING	1985-11-01	3,400	3,400	S/L	18 0000				

Description of Property	Date Acquired	Cost or Other Basis	Prior Years' Depreciation	Computation Method	Rate / Life (# of years)	Current Year's Depreciation Expense	Net Investment Income	Adjusted Net Income	Cost of Goods Sold Not Included
REC ROOM LIGHTING	1986-04-01	604	604	S/L	19 0000				
PORCH SCREENS	1986-05-01	675	675	S/L	19 0000				
OFFICE CERPETING	1986-06-01	315	315	S/L	19 0000				
PORCH	1986-06-01	5,600	5,600	S/L	19 0000				
FIRE SYSTEM	1986-11-01	1,735	1,735	S/L	19 0000				
CARPETING	1987-06-01	3,741	3,741	S/L	10 0000				
PLUMBING	1987-06-01	1,361	1,361	S/L	27 5000				
BLDG IMPROVEMENTS	1987-06-01	19,864	19,864	S/L	27 5000				
FIRE SYSTEM	1987-06-01	13,146	13,146	S/L	27 5000				
BLDG IMPROVEMENTS	1988-05-01	19,025	19,025	S/L	27 5000				
REROOF ANNEX	1988-10-01	3,108	3,108	S/L	27 5000				
BUILDING IMPROVEMENTS	1989-06-01	16,783	16,522	S/L	27 5000	261		261	
90 BUILDING IMPROVEMENTS	1990-06-01	2,269	2,190	S/L	27 5000	79		79	
KITCHEN IMPROVEMENTS	1991-05-15	6,749	6,289	S/L	27 5000	245		245	
OFFICE IMPROVEMENTS	1991-11-26	6,583	6,015	S/L	27 5000	239		239	
CARPETING COTTAGE	1991-12-17	1,201	1,201	S/L	10 0000				
WINDOWS	1991-10-09	870	870	S/L	7 0000				
FENCE	1992-06-30	398	398	S/L	7 0000				
CARPETING	1992-06-30	1,081	1,081	S/L	7 0000				
CARPETING	1992-11-04	538	538	S/L	7 0000				

Description of Property	Date Acquired	Cost or Other Basis	Prior Years' Depreciation	Computation Method	Rate / Life (# of years)	Current Year's Depreciation Expense	Net Investment Income	Adjusted Net Income	Cost of Goods Sold Not Included
BOILER	1993-07-10	14,655	14,655	S/L	7 0000				
ANNEX IMPROVEMENTS	1993-05-30	6,671	6,671	S/L	7 0000				
SECURITY SYSTEM	1993-11-23	2,199	2,199	S/L	7 0000				
CARPETING	1994-07-29	8,951	8,951	S/L	7 0000				
DRAPES	1994-07-06	5,312	5,312	S/L	7 0000				
HAND RAILS	1994-06-24	2,214	2,214	S/L	7 0000				
CUBICLE CURTAINS	1994-11-30	658	658	S/L	7 0000				
SECURE CARE SECURITY SYSTEMS	1995-08-23	14,359	14,359	S/L	7 0000				
CARPETING	1995-02-14	647	647	S/L	7 0000				
GARAGE ROOF	1995-03-22	1,081	604	S/L	39 0000	28		28	
WINDOWS	1996-02-12	2,322	1,243	S/L	39 0000	59		59	
VINYL SIDING	1996-02-20	2,275	1,218	S/L	39 0000	58		58	
PINE V-GROOVE FOR PORCH	1996-02-20	530	284	S/L	39 0000	13		13	
RUBBER ROOF SYSTEM	1996-03-20	3,320	1,770	S/L	39 0000	85		85	
CHIMNEYS	1997-04-08	6,000	3,032	S/L	39 0000	154		154	
FLOORING	1997-11-05	2,168	2,168	S/L	7 0000				
ROOF	1998-08-21	13,200	6,219	S/L	39 0000	339		339	
SHUTTERS	1998-10-26	6,730	6,730	S/L	7 0000				
PARKING LOT PAVEMENT	1977-07-01	5,850	5,850	S/L	10 0000				
WINDOWS	1999-03-05	794	794	S/L	10 0000				

Description of Property	Date Acquired	Cost or Other Basis	Prior Years' Depreciation	Computation Method	Rate / Life (# of years)	Current Year's Depreciation Expense	Net Investment Income	Adjusted Net Income	Cost of Goods Sold Not Included
ELECTRICAL PANEL	1999-06-08	3,200	3,200	S/L	10 0000				
ARCHITECTURAL FEES	1999-11-08	2,912							
ROOF	2000-02-04	1,600	1,600	S/L	10 0000				
WINDOWS	2000-03-27	1,700	1,700	S/L	15 0000				
ARCHITECT FEES	2000-05-10	1,050							
CARPETING	2000-06-22	824	824	S/L	10 0000				
10-2X2 TROFFER LIGHTS W/ LAMPS	2000-09-22	1,712	1,712	S/L	10 0000				
ENGINEERING	2000-11-08	777							
ENTRANCE CANOPY	2001-01-24	1,050	1,050	S/L	10 0000				
SEAMLESS GUTTERS	2001-08-17	1,000	767	S/L	20 0000	50		50	
NEW BATHROOM	2001-07-26	1,860	1,433	S/L	20 0000	93		93	
SIZZLER CARPET	2001-05-29	850	850	S/L	10 0000				
EXTERIOR PAINTING	2001-04-12	2,880	2,268	S/L	20 0000	144		144	
FLOORING - BAKER VALLEY	2001-02-17	3,300	3,300	S/L	10 0000				
REPLACEMENT WINDOWS	2001-02-07	3,876	3,084	S/L	20 0000	194		194	
BUILDING ADDITION	2001-11-15	450,305	206,958	S/L	33 0000	13,646		13,646	
WINDOW	2002-01-28	173	129	S/L	20 0000	9		9	
REPLACED HEAT VALVE CONTROL , TEST / SET AIR	2002-05-31	342	342	S/L	10 0000				
GRADING	2002-06-30	237	237	S/L	10 0000				
BLDG ADDITION	2002-06-30	3,017	1,325	S/L	33 0000	92		92	

Description of Property	Date Acquired	Cost or Other Basis	Prior Years' Depreciation	Computation Method	Rate / Life (# of years)	Current Year's Depreciation Expense	Net Investment Income	Adjusted Net Income	Cost of Goods Sold Not Included
2 GARAGE DOORS	2002-07-15	784	784	S/L	10 0000				
RAILING FOR PAD IN RIVERVIEW ROOM	2002-07-31	1,256	1,256	S/L	10 0000				
PAD	2002-07-31	960	960	S/L	10 0000				
ANNEX CARPET	2003-04-08	2,400	2,400	S/L	10 0000				
ANNEX CARPET	2003-05-12	2,450	2,450	S/L	10 0000				
BUILT GRAVEL PARKING LOT	2003-05-23	3,500	3,500	S/L	10 0000				
EXIT & STAIR RENOVATIONS	2004-04-07	3,000	3,000	S/L	10 0000				
DISHWASHER HOOD	2004-04-27	1,852	1,852	S/L	7 0000				
BROSCO INTERIOR DOOR	2004-04-19	535	535	S/L	10 0000				
KITCHEN RENOVATIONS	2004-05-17	5,698	1,838	S/L	39 0000	147		147	
KITCHEN RENOVATION	2004-06-14	7,210	2,749	S/L	33 0000	219		219	
FLOORING	2004-06-14	4,894	4,894	S/L	7 0000				
KITCHEN REVONATION	2004-07-12	3,937	1,492	S/L	33 0000	119		119	
TILE FLOOR - DINING & OFFICE	2004-08-13	1,375	1,375	S/L	7 0000				
KITCHEN REVONATIONS	1987-01-07	1,788	673	S/L	33 0000	54		54	
ROOF	2005-10-17	4,150	3,078	S/L	15 0000	277		277	
HOT WATER TANK	2006-01-03	2,654	1,858	S/L	15 0000	177		177	
ELEVATOR IMPROVEMENTS	2007-01-25	5,240	5,240	S/L	7 0000				
ECLIPSE RETRACTABLE AWNING - DECK	2008-05-13	6,145	1,331	S/L	40 0000	154		154	
BATHROOM RENOVATIONS	2008-07-22	35,140	7,394	S/L	40 0000	879		879	

Description of Property	Date Acquired	Cost or Other Basis	Prior Years' Depreciation	Computation Method	Rate / Life (# of years)	Current Year's Depreciation Expense	Net Investment Income	Adjusted Net Income	Cost of Goods Sold Not Included
BOILER SYSTEM UPDATE	2008-08-14	107,500	22,620	S/L	40 0000	2,687		2,687	
CARPETING MAIN LIVING ROOM	2009-05-14	4,688	4,688	S/L	7 0000				
LAMINATE FLOORING - STOCK SUPPLY ROOM	2009-03-20	500	500	S/L	7 0000				
FOAM INSULATION	2009-12-17	22,141	10,333	S/L	15 0000	1,476		1,476	
DRIVEWAY REPAVING	2010-06-03	33,740	22,212	S/L	10 0000	3,374		3,374	
FLOORING	2010-06-30	1,000	929	S/L	7 0000	71		71	
CARPETING	2010-09-21	19,558	17,463	S/L	7 0000	2,095		2,095	
FIRE ALARM SYSTEM	2011-03-28	1,836	1,508	S/L	7 0000	262		262	
SECURITY SYSTEM	2011-03-07	9,471	7,893	S/L	7 0000	1,353		1,353	
DOORS	2011-04-11	1,742	1,002	S/L	10 0000	174		174	
TREE REMOVAL	2011-07-25	1,875	260	S/L	39 0000	49		49	
TVSS UNIT PROTECTION OF CIRCUITS	2011-08-12	515	72	S/L	39 0000	13		13	
DOORS	2011-08-12	1,842	998	S/L	10 0000	184		184	
TREE REMOVAL	2011-11-30	900	117	S/L	39 0000	23		23	
ASBESTOS ABATEMENT MONITORING	2012-03-31	22,550	2,678	S/L	40 0000	564		564	
PIPING INSULATION LOWER LEVER / LAUNDRY	2012-04-26	13,359	1,559	S/L	40 0000	334		334	
FIRE MITIGATION - ELECTRICAL	2013-01-31	2,747	1,694	S/L	15 0000	91		91	
FIRE STOP - AMHEREST INSULATION	2013-02-05	5,667	3,495	S/L	15 0000	189		189	
FIRE STOP - BASEMENT & 1ST FLOOR	2013-05-15	1,250	771	S/L	15 0000	42		42	
ROOF	2013-06-26	4,423	2,728	S/L	15 0000	147		147	

Description of Property	Date Acquired	Cost or Other Basis	Prior Years' Depreciation	Computation Method	Rate / Life (# of years)	Current Year's Depreciation Expense	Net Investment Income	Adjusted Net Income	Cost of Goods Sold Not Included
LIGHTING UPGRADES	2013-09-23	3,398	2,095	S/L	15 0000	113		113	
FIRE STOP DRYWALL - LAUNDRY / STORAGE	2013-11-11	2,039	1,258	S/L	15 0000	67		67	
FIRE MITIGATION - 3 FIRE DOORS - KITCHEN	2013-12-03	2,072	1,278	S/L	15 0000	69		69	
RENOVATIONS - COTTAGE	2014-02-10	5,574	465	S/L	35 0000	159		159	
FIRE MITIGATION	2014-06-01	12,152	2,093	S/L	15 0000	810		810	
16 WALL MOUNTED FIXTURES ROOMS 201-208	2014-03-10	4,215	1,194	S/L	10 0000	422		422	
SIGNAGE - SIDE ENTRANCE, BUS & VAN LETTERING	2014-09-09	890	138	S/L	15 0000	60		60	
ROOF - RIVERVIEW ROOM	2014-10-15	13,200	762	S/L	39 0000	338		338	
ELECTRICAL - BATHROOM REMODELS	2014-11-11	2,290	496	S/L	10 0000	229		229	
ELEVATORS	2015-03-05	123,346	5,798	S/L	39 0000	3,163		3,163	
ROOF - ROVERVIEW ROOM	2015-03-03	10,500	494	S/L	39 0000	269		269	
NEW BATHROOMS	2015-03-03	68,558	6,285	S/L	20 0000	3,427		3,427	
FIRE MITIGATION	2015-02-23	7,509	1,377	S/L	10 0000	751		751	
40 SPRINKLER HEADS - 1ST FLOOR ORINGINAL BLDG	2015-05-06	6,080	1,013	S/L	10 0000	608		608	
FLOOR SAND & REFINISHING 1 BEDROOM ON 2 FLOOR	2015-08-11	966	137	S/L	10 0000	96		96	
INSTALL SECURITY / CARD READER ELEVATOR REBLD	2016-01-31	2,108	129	S/L	15 0000	140		140	
ALARM SYSTEM FOR ELEVATOR REBLD	2016-02-08	5,402	495	S/L	10 0000	540		540	
OTIS ELEVATOR - REBUILD	2016-03-22	3,086	154	S/L	15 0000	206		206	
TLC ROOFING - MAIN BLDG	2016-04-18	20,200	345	S/L	39 0000	518		518	
FIRE MITIGATION - HAMPSHIRE FIRE	2016-09-07	2,750	92	S/L	10 0000	275		275	

Description of Property	Date Acquired	Cost or Other Basis	Prior Years' Depreciation	Computation Method	Rate / Life (# of years)	Current Year's Depreciation Expense	Net Investment Income	Adjusted Net Income	Cost of Goods Sold Not Included
REFRIGERATOR-RIVERVIEW ROOM	2016-10-28	853	14	S/L	10 0000	86		86	
PIPE LINING (ANNEX / ALU)	2017-04-13	7,800		S/L	15 0000	390		390	
WATER MAIN RELOCATION - MAIN BLDG	2017-10-05	4,227		S/L	15 0000	70		70	
RECLINER CHAIR	1993-11-30	563	563	S/L	7 0000				
FIRE EXT SYSTEM	1993-11-30	814	814	S/L	7 0000				
DEHUMIDIFER	1994-02-23	260	260	S/L	7 0000				
LAUNDRY HAMPERS	1994-03-08	450	450	S/L	7 0000				
2 CHAIRS	1994-07-08	1,480	1,480	S/L	7 0000				
LOVESEAT	1994-07-08	1,160	1,160	S/L	7 0000				
RUG SHAMPOO MACHINE	1994-03-31	850	850	S/L	7 0000				
ELECTRIC EYE FOR ELEVATOR	1994-02-08	682	682	S/L	7 0000				
TELEVISION	1994-11-18	388	388	S/L	7 0000				
NURSING FURNITURE	1995-07-10	12,304	12,304	S/L	7 0000				
MAXILIFT ELECTRIC SCALE	1995-02-28	7,346	7,346	S/L	7 0000				
GATES	1995-10-20	1,881	1,881	S/L	7 0000				
ICE MACHINE & BIN	1995-12-11	2,692	2,692	S/L	7 0000				
KITCHEN SINK	1995-10-01	404	404	S/L	7 0000				
RC FOOD PROCESSOR	1996-04-21	618	618	S/L	7 0000				
REFRIGERATOR	1996-06-06	599	599	S/L	7 0000				
WASHING MACHINE	1996-10-30	8,290	8,290	S/L	7 0000				

Description of Property	Date Acquired	Cost or Other Basis	Prior Years' Depreciation	Computation Method	Rate / Life (# of years)	Current Year's Depreciation Expense	Net Investment Income	Adjusted Net Income	Cost of Goods Sold Not Included
EQUIPMENT	1997-08-26	816	816	S/L	7 0000				
HOOVER VACUUM	1997-08-29	314	314	S/L	7 0000				
COMPUTER	1997-10-30	2,326	2,326	S/L	5 0000				
4 SLOT TOASTER	1997-10-31	263	263	S/L	7 0000				
ALARM SYSTEM - COTTAGE	1997-11-05	6,200	6,200	S/L	7 0000				
VACUUM	1997-12-18	360	360	S/L	7 0000				
GAS RANGE	1998-02-20	2,984	2,984	S/L	7 0000				
OXIMETER STARLINE EQUIP	1998-02-28	857	857	S/L	7 0000				
DOT MATRIX PRINTER	1998-05-22	259	259	S/L	5 0000				
NARCOTIC CABINET	1998-05-22	371	371	S/L	7 0000				
2 AIR CONDITIONERS	1998-07-31	578	578	S/L	7 0000				
REFRIGERATOR	1998-07-31	450	450	S/L	7 0000				
DISHWASHER	1999-01-19	5,510	5,510	S/L	7 0000				
AIR CONDITIONING SYSTEM	1999-01-22	4,800	4,800	S/L	7 0000				
WASHING MACHINE	1989-03-01	428	428	S/L	7 0000				
INTERCOM	1989-05-01	38	38	S/L	7 0000				
DRYER	1989-05-01	348	348	S/L	7 0000				
AIR CONDITIONER	1989-05-01	437	437	S/L	7 0000				
GRASS CATCHER	1989-05-01	246	246	S/L	7 0000				
GAS GRILL	1989-06-01	180	180	S/L	7 0000				

Description of Property	Date Acquired	Cost or Other Basis	Prior Years' Depreciation	Computation Method	Rate / Life (# of years)	Current Year's Depreciation Expense	Net Investment Income	Adjusted Net Income	Cost of Goods Sold Not Included
WASHING MACHINE	1989-08-01	428	428	S/L	7 0000				
HAIR EQUIPMENT	1989-11-01	300	300	S/L	7 0000				
NHE 2 CHAIRS	1990-06-01	446	446	S/L	7 0000				
4 PARK BENCHES	1990-08-01	200	200	S/L	7 0000				
2SPD QUEEN DRYERS	1981-11-01	2,400	2,400	S/L	5 0000				
PATIO FURNITURE	1982-06-01	413	413	S/L	5 0000				
BATHING UNIT	1982-10-01	4,969	4,969	S/L	5 0000				
ELECTROLUX VAC	1983-05-01	529	529	S/L	5 0000				
NURSE STATION POST CHAIR	1983-05-01	149	149	S/L	5 0000				
SEARS WASHER	1983-07-01	385	385	S/L	5 0000				
CARPETING	1983-11-01	275	275	S/L	5 0000				
SNOWBLOWER	1983-12-01	870	870	S/L	5 0000				
WHEELCHAIR	1984-01-01	498	498	S/L	5 0000				
TIMECLOCK	1984-10-01	1,751	1,751	S/L	5 0000				
TELEPHONE	1984-10-01	349	349	S/L	5 0000				
TABLES & CHAIRS	1984-10-01	210	210	S/L	5 0000				
GLASS TABLETOPS	1985-04-01	245	245	S/L	5 0000				
COTTAGE FURNITURE	1985-04-01	1,700	1,700	S/L	5 0000				
FOLDING TABLES & CHAIRS	1985-04-01	1,839	1,839	S/L	5 0000				
SAW	1985-09-01	330	330	S/L	5 0000				

Description of Property	Date Acquired	Cost or Other Basis	Prior Years' Depreciation	Computation Method	Rate / Life (# of years)	Current Year's Depreciation Expense	Net Investment Income	Adjusted Net Income	Cost of Goods Sold Not Included
GARAGE HEATER	1985-10-01	472	472	S/L	5 0000				
DISHWASHER	1986-05-01	301	301	S/L	5 0000				
ICE MACHINE	1986-06-01	1,858	1,858	S/L	5 0000				
TV & VCR	1986-09-01	844	844	S/L	5 0000				
SLIDE PROJECTOR	1986-09-01	219	219	S/L	5 0000				
FILE CABINET	1986-10-01	146	146	S/L	5 0000				
NURSING CART	1987-09-01	614	614	S/L	7 0000				
NHE	1988-05-01	699	699	S/L	7 0000				
NHE	1988-05-01	1,050	1,050	S/L	7 0000				
NHE	1988-08-01	805	805	S/L	7 0000				
NHE	1975-06-01	103,521	103,521	S/L	20 0000				
DISHWASHER	1976-09-01	3,200	3,200	S/L	5 0000				
CRAIG LAUNDRY	1978-04-01	6,889	6,889	S/L	8 0000				
YAMAHA PIANO	1979-10-01	1,600	1,600	S/L	10 0000				
SEARS DRYER	1979-09-01	210	210	S/L	4 0000				
TELEVISION	1979-07-01	559	559	S/L	7 0000				
SOBEND GAS RANGE	1980-04-01	1,365	1,365	S/L	7 0000				
PATIENT LIFT	1980-12-01	519	519	S/L	7 0000				
FIRE EXTINGUISHER	1977-01-01	680	680	S/L	8 0000				
SEARS LAWNMOWER	1977-07-01	709	709	S/L	8 0000				

Description of Property	Date Acquired	Cost or Other Basis	Prior Years' Depreciation	Computation Method	Rate / Life (# of years)	Current Year's Depreciation Expense	Net Investment Income	Adjusted Net Income	Cost of Goods Sold Not Included
DISHWASHER	1977-09-01	975	975	S/L	8 0000				
PAGIN SYSTEM	1991-01-15	687	687	S/L	7 0000				
TOASTER & SLICER	1991-09-15	1,317	1,317	S/L	7 0000				
KITCHEN EQUIPMENT	1991-10-08	889	889	S/L	7 0000				
4 VERSA WHEELCHAIRS	1991-09-19	634	634	S/L	7 0000				
ELECTROLUX VACUUM	1992-09-25	350	350	S/L	7 0000				
CARDIAC CHAIR	1992-12-15	518	518	S/L	7 0000				
TELEPHONES	1993-04-13	445	445	S/L	5 0000				
NURSING BEDS	1993-06-23	17,887	17,887	S/L	7 0000				
EAR THERMOMETER	1993-08-06	259	259	S/L	7 0000				
WATER HEATER	1999-02-17	429	429	S/L	5 0000				
GENERATOR	1999-06-30	12,909	12,909	S/L	10 0000				
BOILER	1999-10-21	9,100	9,100	S/L	15 0000				
RECLINER	1999-07-28	484	484	S/L	5 0000				
4 RECLINERS	2000-02-14	949	949	S/L	10 0000				
WHEELCHAIR/COMMODE W/ ARMS	2000-03-08	667	667	S/L	10 0000				
CARPET EXTRACTOR	2000-03-05	1,325	1,325	S/L	10 0000				
4 RECLINERS	2000-04-11	892	892	S/L	10 0000				
FLOOR SCRUBBER / POLISHER	2000-04-13	995	995	S/L	10 0000				
WINGBACK CHAIR	2000-05-02	331	331	S/L	10 0000				

Description of Property	Date Acquired	Cost or Other Basis	Prior Years' Depreciation	Computation Method	Rate / Life (# of years)	Current Year's Depreciation Expense	Net Investment Income	Adjusted Net Income	Cost of Goods Sold Not Included
SIGN	2000-03-21	4,998	4,998	S/L	10 0000				
BAGGER	2000-06-09	240	240	S/L	10 0000				
GENERATOR-WIRING NURSES STATION	2000-07-17	1,187	1,187	S/L	10 0000				
AIR CONDITIONER	2000-07-18	476	476	S/L	10 0000				
UPRIGHT VACUUM	2000-08-21	279	279	S/L	10 0000				
ELEC READY STAND W/ SCALE	2000-07-10	4,700	4,700	S/L	10 0000				
1 PRIMA PREVENTION MATTRESS	2000-09-11	1,231	1,231	S/L	10 0000				
ELEC READY STAND	2000-09-30	3,700	3,700	S/L	10 0000				
DELIVERY CART	2000-10-06	1,319	1,319	S/L	10 0000				
SCANNER KEYBOARD	2000-08-22	329	329	S/L	10 0000				
WASHER	2000-01-12	329	329	S/L	10 0000				
SMALL TOOLS	2000-01-17	371	371	S/L	10 0000				
GENERATOR-BREAKER	2000-01-17	229	229	S/L	10 0000				
AMA WOW LAUNDRY	2001-03-15	414	414	S/L	10 0000				
BED DRESSER	2001-04-22	1,139	1,139	S/L	10 0000				
PANOSONIC CD STEREO SYSTEM	2001-05-10	219	219	S/L	5 0000				
AIR CONDITIONER	2001-05-23	280	280	S/L	10 0000				
2 FLAIR PURIFIERS 34203	2001-05-15	623	623	S/L	10 0000				
WATER FILTRATION SYSTEM	2001-06-25	5,400	5,400	S/L	10 0000				
810 HOODED DRYER	2001-07-18	418	418	S/L	5 0000				

Description of Property	Date Acquired	Cost or Other Basis	Prior Years' Depreciation	Computation Method	Rate / Life (# of years)	Current Year's Depreciation Expense	Net Investment Income	Adjusted Net Income	Cost of Goods Sold Not Included
HAMPTON DRYER CHAIR	2001-07-18	259	259	S/L	10 0000				
OSE HYD ALL PURPOSE CHAIR	2001-07-18	420	420	S/L	10 0000				
STEAM CLEAN SYSTEM	2001-09-05	1,895	1,895	S/L	10 0000				
4 SPACE EDGE 42" ROUND TABLES	2001-10-29	2,652	2,652	S/L	10 0000				
HUTCH	2001-11-14	252	252	S/L	10 0000				
DESK, CHAIRS, BOOKCASES & STORAGE CABINET	2001-11-15	2,380	2,380	S/L	10 0000				
UPRIGHT VACUUM	2001-12-14	277	277	S/L	5 0000				
UNDERCOUNTER ICE MACHINE	2001-09-24	1,188	1,188	S/L	10 0000				
FURNITURE CHAIRS / TABLE	2002-02-28	865	865	S/L	7 0000				
FLORAL IMPRESSION PICTURES	2002-02-28	759	759	S/L	7 0000				
NURSE CALL SYSTEM	2002-03-31	3,957	3,957	S/L	10 0000				
DIRECTIONAL SIGN	2002-05-31	425	425	S/L	7 0000				
BUN FOOT SETTEE	2002-05-31	827	827	S/L	7 0000				
BUNN FOOT SETTEE	2002-05-31	827	827	S/L	7 0000				
8 OVAL BACK ARM CHAIRS	2002-06-30	2,630	2,630	S/L	7 0000				
LAWN TRACTOR	2002-07-15	1,050	1,050	S/L	7 0000				
ACCTUATOR	2002-08-12	468	468	S/L	5 0000				
GARMET RACK	2002-08-26	348	348	S/L	5 0000				
PUMP CIRCULATOR	2002-11-18	315	315	S/L	5 0000				
TRUE T-49	2002-12-30	2,284	2,284	S/L	7 0000				

Description of Property	Date Acquired	Cost or Other Basis	Prior Years' Depreciation	Computation Method	Rate / Life (# of years)	Current Year's Depreciation Expense	Net Investment Income	Adjusted Net Income	Cost of Goods Sold Not Included
CHAIR SCALE 475 (ITEM 19296)	2003-02-18	402	402	S/L	7 0000				
HIANGING DIRECTIONAL SIGN	2003-05-30	325	325	S/L	7 0000				
1 ULTRA CARE BED PACKAGE	2003-07-01	1,234	1,234	S/L	7 0000				
INSTANT GARAGE	2003-08-07	399	399	S/L	10 0000				
SNOW BLOWER	2003-09-08	914	914	S/L	5 0000				
RC FOOD PROCESSOR	2003-12-12	699	699	S/L	5 0000				
OXIMETER	2004-01-12	596	596	S/L	5 0000				
BLUE RIDGE RECLINER	2004-02-05	335	335	S/L	5 0000				
FRESH AIR MACHINE/ BORA W/ SNYAIRG5	2004-04-05	733	733	S/L	5 0000				
80" AP RISER ELECTRIC BED	2004-02-20	2,438	2,438	S/L	5 0000				
2 WINGBACK RECLINER	2004-04-30	1,314	1,314	S/L	5 0000				
3 POSITION BLUE RIDGE RECLINER	2004-05-13	387	387	S/L	5 0000				
NE FOOD SERVICE EQUIP	2004-06-08	7,688	7,688	S/L	7 0000				
WOODEN TABLE TOP & SHEELVING	2004-06-29	1,550	1,550	S/L	7 0000				
SEBO VACUUM	2004-07-27	492	492	S/L	5 0000				
WASHER	2004-09-18	369	369	S/L	5 0000				
EZ STAND MECHANICAL LIFT W/OUT SCALE	2005-03-08	4,622	4,622	S/L	7 0000				
2 IMPERIAL HEALTHCARE PERIMETER MATTRESS	2005-06-06	318	318	S/L	7 0000				
2 ELECTRIC RISER BEDS	2005-06-03	2,599	2,599	S/L	7 0000				
HAT C15 BOOSTER	2005-08-15	2,086	2,086	S/L	7 0000				

Description of Property	Date Acquired	Cost or Other Basis	Prior Years' Depreciation	Computation Method	Rate / Life (# of years)	Current Year's Depreciation Expense	Net Investment Income	Adjusted Net Income	Cost of Goods Sold Not Included
DELL COMPUTER	2005-08-31	616	616	S/L	5 0000				
ELECTRIC BED	2005-10-03	2,515	2,515	S/L	7 0000				
2 IMPERIAL HEALTHCARE MATTRESS	2005-11-14	318	318	S/L	7 0000				
1 HORTON SERIES ELECTRIC DOOR OPERATOR	2006-03-23	1,340	1,340	S/L	7 0000				
5 HEAD & FOOT BOARDS FOR RISER BEDS	2006-05-15	461	461	S/L	7 0000				
26 JOERNS CHAIRS	2006-05-23	8,345	8,345	S/L	7 0000				
SHELTER COVER FOR TENT	2006-06-20	410	410	S/L	7 0000				
BRASS PLATES	2006-08-07	365	365	S/L	7 0000				
1 LOCHINUAR GLASS LINED WATER TANK	2006-10-19	1,958	1,958	S/L	5 0000				
2 RECLINERS	2006-12-07	658	658	S/L	7 0000				
5 RISER BEDS W/ HEAD & FOOT BOARDS	2006-04-26	4,615	4,615	S/L	7 0000				
16 - 3 DRAW DRESSER	2007-02-05	3,220	3,220	S/L	7 0000				
8 - 6 DRAW DRESSERS	2007-02-05	6,066	6,066	S/L	7 0000				
16 THERMAFOIL BED FRAMES	2007-02-05	2,300	2,300	S/L	7 0000				
8 MIRRORS	2007-02-05	1,974	1,974	S/L	7 0000				
4 V RISER ELECTRIC BED	2007-05-16	4,465	4,465	S/L	7 0000				
2 RECLINERS	2007-05-09	638	638	S/L	7 0000				
1 MINUTEMAN CARPET EXTRACTOR	2008-02-27	1,995	1,995	S/L	5 0000				
FIRE PROTECTION EQUIPMENT	2008-03-19	2,095	1,833	S/L	10 0000	210		210	
EZ LIFT SCALE 32511 W/ SLING 74568	2008-03-27	4,381	3,833	S/L	10 0000	438		438	

Description of Property	Date Acquired	Cost or Other Basis	Prior Years' Depreciation	Computation Method	Rate / Life (# of years)	Current Year's Depreciation Expense	Net Investment Income	Adjusted Net Income	Cost of Goods Sold Not Included
3 TRIGUARD PRESSURE RELIEF MATTRESSES	2008-07-21	493	415	S/L	10 0000	49		49	
2 MATTRESS SOLUTION PART GSS/GS8035-29	2008-02-08	383	341	S/L	10 0000	38		38	
TELEVISION	2008-03-03	515	455	S/L	10 0000	51		51	
2 V-RISER ELECTRIC BEDS	2008-07-08	2,580	2,193	S/L	10 0000	258		258	
1 SHOWER ACCESS CHAIR W/ PAIL	2009-01-12	693	693	S/L	7 0000				
DYSON VACUUM	2009-01-06	475	475	S/L	7 0000				
1-MATTRESS SOLUTION (GSS/RPM8035-29)	2009-05-07	226	173	S/L	10 0000	23		23	
1-MATTRESS SOLUTION (GSS/GS8035-29)	2009-05-07	175	134	S/L	10 0000	18		18	
CRAFTMAN LAWN MOWER (28922)	2009-05-29	1,465	1,465	S/L	5 0000				
DR DON'S BUTTON MACHINE 225 W/ CUTTER	2009-08-04	320	320	S/L	5 0000				
2 FULL ELECTRIC RISER BEDS	2010-01-29	2,585	1,788	S/L	10 0000	259		259	
2 RECLINERS	2010-02-02	806	796	S/L	7 0000	10		10	
2 RECLINERS	2010-03-16	806	777	S/L	7 0000	29		29	
DC25 ANIMAL VACUUM CLEANER	2010-04-30	549	523	S/L	7 0000	26		26	
LG HD TV	2010-11-03	1,887	1,164	S/L	10 0000	188		188	
HOME THEATER SYSTEM	2010-11-03	561	346	S/L	10 0000	56		56	
LAUNDRY ROOM EQUIPMENT	2010-12-15	2,995	1,822	S/L	10 0000	299		299	
ELECTRONIC & SOFTWARE FOR DWH ROLLER	2011-05-25	650	363	S/L	10 0000	65		65	
ELECTRIC RECLINER CHAIR	2011-02-10	650	650	S/L	5 0000				
LAUNDRY ROOM EQUIP	2011-01-11	2,145	1,287	S/L	10 0000	214		214	

Description of Property	Date Acquired	Cost or Other Basis	Prior Years' Depreciation	Computation Method	Rate / Life (# of years)	Current Year's Depreciation Expense	Net Investment Income	Adjusted Net Income	Cost of Goods Sold Not Included
2 BEDS W/ WILD CHERRY HEAD & FOOT BOARDS	2012-11-27	3,151	1,287	S/L	10 0000	315		315	
WALK IN REFRIGERATOR	2012-12-28	800	320	S/L	10 0000	80		80	
FREEZER-NEW INDOOR CONDENSING UNIT / EVAPORAT	2012-12-28	4,425	1,770	S/L	10 0000	443		443	
7 ASUS LAPTOPS/MEMORY/ROUTER/SCANNER	2013-02-08	2,040	1,914	200DB	5 0000	116		116	
ECOLAB	2013-05-05	2,485	1,533	S/L	15 0000	82		82	
INDOOR CONDENSER - BASEMENT WALK IN COOLER	2013-07-11	4,698	3,050	150DB	15 0000	165		165	
COOLER ELECTRICAL WORK & SPRINKLER HEAD	2013-08-26	1,280	1,162	200DB	5 0000	71		71	
COTTAGE PLUMBING	2014-03-10	1,052	108	S/L	27 5000	39		39	
COTTAGE FURNITURE	2014-03-28	2,000	1,100	S/L	5 0000	400		400	
SPEED QUEEN 55LB TUMBLER	2014-04-07	3,450	949	S/L	10 0000	345		345	
10 CHAIRS-DINING, 6 CHAIRS NURSING 1 OAK FILE	2014-04-14	3,128	860	S/L	10 0000	313		313	
2 BEDS W/ WILD CHERRY HEAD & FOOT BOARDS	2014-07-07	2,581	645	S/L	10 0000	258		258	
INDIGO ICE MAKER	2014-07-28	3,050	737	S/L	10 0000	305		305	
WATER STORAGE TANKS - 2	2014-09-09	2,952	1,377	S/L	5 0000	591		591	
3-COMPUTERS, TABLET, MONITOR, PRINTER-COPY R	2014-10-01	4,240	1,908	S/L	5 0000	848		848	
HP PRO SLATE PRINTER - 1 SERVER 1 DESKTOP	2015-02-03	1,961	1,216	200DB	5 0000	298		298	
PC COMPUTER-BOOKKEEPERS COMPUTER GG3Y3	2016-03-22	436	262	200DB	5 0000	70		70	
COST & INSTALLATION AEREX SUPPRESSION SYSTEM	2017-12-16	2,500		S/L	5 0000				
1998 HANDICAP VAN	1998-04-22	37,996	37,996	S/L	7 0000				
RIDE-AWAY HANDICAP EQUIPMENT	2001-03-21	1,300	1,300	S/L	10 0000				

Description of Property	Date Acquired	Cost or Other Basis	Prior Years' Depreciation	Computation Method	Rate / Life (# of years)	Current Year's Depreciation Expense	Net Investment Income	Adjusted Net Income	Cost of Goods Sold Not Included
VAN	2012-08-28	4,500	1,950	S/L	10 0000	263		263	
BUS	2013-10-17	19,350	6,128	S/L	10 0000	1,935		1,935	
ELECTRIC TYPEWRITER	1982-06-01	950	950	S/L	5 0000				
CREDENZA	1982-06-01	280	280	S/L	5 0000				
FILE CABINET	1982-06-01	127	127	S/L	5 0000				
LATERAL FILE CABINET	1983-04-01	334	334	S/L	5 0000				
TELEPHONE SYSTEM	1983-10-01	2,600	2,600	S/L	5 0000				
CHAIRS	1985-05-01	367	367	S/L	5 0000				
TYPEWRITER	1986-09-01	190	190	S/L	7 0000				
PHOTOCOPY MACHINE	1988-11-01	1,647	1,647	S/L	7 0000				
OFFICE EQUIP	1975-06-01	3,305	3,305	S/L	7 0000				
OFFICE FAX MACHINE	1990-11-01	1,146	1,146	S/L	7 0000				
OFFICE CHAIRS	1992-04-09	495	495	S/L	7 0000				
COMPUTER SYSTEM	1992-04-10	2,265	2,265	S/L	5 0000				
DICTIONATION EQUIPMENT	1994-01-28	723	723	S/L	5 0000				
4 DRAWER LATERAL FILE	1996-04-09	479	479	S/L	5 0000				
3M OVERHEAD PROJECTOR	1996-10-25	215	215	S/L	5 0000				
2 DESKS	1997-02-27	928	928	S/L	7 0000				
MEDICAL COMM SOFTWARE	1997-07-30	6,213	6,213	S/L	3 0000				
PANASONIC COPIER	1998-09-03	4,818	4,818	S/L	5 0000				

Description of Property	Date Acquired	Cost or Other Basis	Prior Years' Depreciation	Computation Method	Rate / Life (# of years)	Current Year's Depreciation Expense	Net Investment Income	Adjusted Net Income	Cost of Goods Sold Not Included
DELL COMPUTER	1998-10-08	4,832	4,832	S/L	5 0000				
NEC PRINTERS	1998-10-24	919	919	S/L	5 0000				
DELL COMPUTER	1999-02-22	3,342	3,342	S/L	5 0000				
10 BIN SORTER	2001-11-26	745	745	S/L	5 0000				
CHART RACK VERTICAL	2001-11-27	586	586	S/L	10 0000				
DRAW FILE	2001-11-26	2,134	2,134	S/L	10 0000				
TELEPHONE SYSTEM	2001-10-10	11,219	11,219	S/L	5 0000				
SECURITY CAMERA SYSTEM	2001-12-18	6,750	6,750	S/L	5 0000				
DELL COMPUTER	2002-02-25	1,692	1,692	S/L	5 0000				
SCANNER	2002-03-25	144	144	S/L	5 0000				
HP LASERJET 1000 PRINTER	2003-01-15	250	250	S/L	5 0000				
HP LASERJET 1000 PRINTER	2003-07-15	250	250	S/L	5 0000				
DELL COMPUTER	2014-03-22	1,152	1,152	S/L	5 0000				
EMACHINE DESKTOP PC	2004-10-08	450	450	S/L	5 0000				
LASERJET PRINTER	2007-01-10	300	300	200DB	5 0000				
COMPUTER	2007-10-15	1,378	1,378	200DB	5 0000				
DIGITAL MFP COPIER	2008-06-12	4,062	3,486	S/L	10 0000	237		237	
3-CAREPOINT KIOSK BUNDLES	2014-06-02	4,690	1,212	S/L	10 0000	469		469	
COMPUTER LAPTOP	2014-07-07	600	300	S/L	5 0000	120		120	
2 OFFICE DESKS	2014-12-15	1,233	514	S/L	5 0000	246		246	

Description of Property	Date Acquired	Cost or Other Basis	Prior Years' Depreciation	Computation Method	Rate / Life (# of years)	Current Year's Depreciation Expense	Net Investment Income	Adjusted Net Income	Cost of Goods Sold Not Included
DESKTOP COMPUTER - NURSES OFFICE 6H7MS	2015-03-17	618	359	200DB	5 0000	104		104	
LAND	1976-06-01	35,000							
COMPRESSOR ON AC SYSTEM	2017-05-17	1,975		S/L	10 0000	115		115	

Note: To capture the full content of this document, please select landscape mode (11" x 8.5") when printing.

TY 2017 Gain/Loss from Sale of Other Assets Schedule

Name: FRANKLIN HOME FOR THE AGED ASSOC
AKA PEABODY HOME
EIN: 02-0202330

Name	Date Acquired	How Acquired	Date Sold	Purchaser Name	Gross Sales Price	Basis	Basis Method	Sales Expenses	Total (net)	Accumulated Depreciation
NURSES STATION	1982-08	PURCHASE	2017-08			16,316				16,316
BATH GRAB BARS	1983-06	PURCHASE	2017-08			377				377
PORCH STEPS	1983-07	PURCHASE	2017-08			703				703
SMOKE DETECTORS	1984-02	PURCHASE	2017-08			625				625
LINOLEUM	1984-05	PURCHASE	2017-08			170				170
CARPETING	1985-10	PURCHASE	2017-08			843				843
CARPETING	1987-06	PURCHASE	2017-08			3,741				3,741
REROOF ANNEX	1988-10	PURCHASE	2017-08			3,108				3,108
CARPETING COTTAGE	1991-12	PURCHASE	2017-08			1,201				1,201
CARPETING	1992-06	PURCHASE	2017-08			1,081				1,081
CARPETING	1992-11	PURCHASE	2017-08			538				538
CARPETING	1994-07	PURCHASE	2017-08			8,951				8,951
DRAPES	1994-07	PURCHASE	2017-08			5,312				5,312
CARPETING	1995-02	PURCHASE	2017-08			647				647
FLOORING	1997-11	PURCHASE	2017-08			2,168				2,168
PARKING LOT PAVEMENT	1977-07	PURCHASE	2017-08			5,850				5,850
ROOF	2000-02	PURCHASE	2017-08			1,600				1,600
FLOORING - BAKER VALLEY	2001-02	PURCHASE	2017-08			3,300				3,300
ELEVATOR IMPROVEMENTS	2007-01	PURCHASE	2017-08			5,240				5,240
DEHUMIDIFER	1994-02	PURCHASE	2017-08			260				260
ELECTRIC EYE FOR ELEVATOR	1994-02	PURCHASE	2017-08			682				682
TELEVISION	1994-11	PURCHASE	2017-08			388				388
ICE MACHINE & BIN	1995-12	PURCHASE	2017-08			2,692				2,692
RC FOOD PROCESSOR	1996-04	PURCHASE	2017-08			618				618
HOOVER VACUUM	1997-08	PURCHASE	2017-08			314				314
COMPUTER	1997-10	PURCHASE	2017-08			2,326				2,326
4 SLOT TOASTER	1997-10	PURCHASE	2017-08			263				263
VACUUM	1997-12	PURCHASE	2017-08			360				360
DOT MATRIX PRINTER	1998-05	PURCHASE	2017-08			259				259
NARCOTIC CABINET	1998-05	PURCHASE	2017-08			371				371

Name	Date Acquired	How Acquired	Date Sold	Purchaser Name	Gross Sales Price	Basis	Basis Method	Sales Expenses	Total (net)	Accumulated Depreciation
2 AIR CONDITIONERS	1998-07	PURCHASE	2017-08			578				578
WASHING MACHINE	1989-03	PURCHASE	2017-08			428				428
DRYER	1989-05	PURCHASE	2017-08			348				348
AIR CONDITIONER	1989-05	PURCHASE	2017-08			437				437
GAS GRILL	1989-06	PURCHASE	2017-08			180				180
WASHING MACHINE	1989-08	PURCHASE	2017-08			428				428
4 PARK BENCHES	1990-08	PURCHASE	2017-08			200				200
2SPD QUEEN DRYERS	1981-11	PURCHASE	2017-08			2,400				2,400
PATIO FURNITURE	1982-06	PURCHASE	2017-08			413				413
BATHING UNIT	1982-10	PURCHASE	2017-08			4,969				4,969
ELECTROLUX VAC	1983-05	PURCHASE	2017-08			529				529
SEARS WASHER	1983-07	PURCHASE	2017-08			385				385
CARPETING	1983-11	PURCHASE	2017-08			275				275
SNOWBLOWER	1983-12	PURCHASE	2017-08			870				870
TIMECLOCK	1984-10	PURCHASE	2017-08			1,751				1,751
COTTAGE FURNITURE	1985-04	PURCHASE	2017-08			1,700				1,700
GARAGE HEATER	1985-10	PURCHASE	2017-08			472				472
DISHWASHER	1986-05	PURCHASE	2017-08			301				301
ICE MACHINE	1986-06	PURCHASE	2017-08			1,858				1,858
TV & VCR	1986-09	PURCHASE	2017-08			844				844
SLIDE PROJECTOR	1986-09	PURCHASE	2017-08			219				219
DISHWASHER	1976-09	PURCHASE	2017-08			3,200				3,200
CRAIG LAUNDRY	1978-04	PURCHASE	2017-08			6,889				6,889
SEARS DRYER	1979-09	PURCHASE	2017-08			210				210
TELEVISION	1979-07	PURCHASE	2017-08			559				559
SOBEND GAS RANGE	1980-04	PURCHASE	2017-08			1,365				1,365
FIRE EXTINGUISHER	1977-01	PURCHASE	2017-08			680				680
SEARS LAWNMOWER	1977-07	PURCHASE	2017-08			709				709
DISHWASHER	1977-09	PURCHASE	2017-08			975				975
TOASTER & SLICER	1991-09	PURCHASE	2017-08			1,317				1,317

Name	Date Acquired	How Acquired	Date Sold	Purchaser Name	Gross Sales Price	Basis	Basis Method	Sales Expenses	Total (net)	Accumulated Depreciation
KITCHEN EQUIPMENT	1991-10	PURCHASE	2017-08			889				889
ELECTROLUX VACUUM	1992-09	PURCHASE	2017-08			350				350
WATER HEATER	1999-02	PURCHASE	2017-08			429				429
UPRIGHT VACUUM	2000-08	PURCHASE	2017-08			279				279
WASHER	2000-01	PURCHASE	2017-08			329				329
WATER FILTRATION SYSTEM	2001-06	PURCHASE	2017-08			5,400				5,400
810 HOODED DRYER	2001-07	PURCHASE	2017-08			418				418
HAMPTON DRYER CHAIR	2001-07	PURCHASE	2017-08			259				259
UPRIGHT VACUUM	2001-12	PURCHASE	2017-08			277				277
LAWN TRACTOR	2002-07	PURCHASE	2017-08			1,050				1,050
RC FOOD PROCESSOR	2003-12	PURCHASE	2017-08			699				699
SEBO VACUUM	2004-07	PURCHASE	2017-08			492				492
WASHER	2004-09	PURCHASE	2017-08			369				369
HAT C15 BOOSTER	2005-08	PURCHASE	2017-08			2,086				2,086
DELL COMPUTER	2005-08	PURCHASE	2017-08			616				616
DYSON VACUUM	2009-01	PURCHASE	2017-08			475				475
DC25 ANIMAL VACUUM CLEANER	2010-04	PURCHASE	2017-08			549				549
1998 HANDICAP VAN	1998-04	PURCHASE	2017-08			37,996				37,996
RIDE-AWAY HANDICAP EQUIPMENT	2001-03	PURCHASE	2017-08			1,300				1,300
VAN	2012-08	PURCHASE	2017-08			4,500			-2,287	2,213
ELECTRIC TYPEWRITER	1982-06	PURCHASE	2017-08			950				950
TYPEWRITER	1986-09	PURCHASE	2017-08			190				190
PHOTOCOPY MACHINE	1988-11	PURCHASE	2017-08			1,647				1,647
OFFICE FAX MACHINE	1990-11	PURCHASE	2017-08			1,146				1,146
PANASONIC COPIER	1998-09	PURCHASE	2017-08			4,818				4,818
DELL COMPUTER	1998-10	PURCHASE	2017-08			4,832				4,832
NEC PRINTERS	1998-10	PURCHASE	2017-08			919				919
DELL COMPUTER	1999-02	PURCHASE	2017-08			3,342				3,342
DELL COMPUTER	2002-02	PURCHASE	2017-08			1,692				1,692
SCANNER	2002-03	PURCHASE	2017-08			144				144

Name	Date Acquired	How Acquired	Date Sold	Purchaser Name	Gross Sales Price	Basis	Basis Method	Sales Expenses	Total (net)	Accumulated Depreciation
HP LASERJET 1000 PRINTER	2003-01	PURCHASE	2017-08			250				250
HP LASERJET 1000 PRINTER	2003-07	PURCHASE	2017-08			250				250
DELL COMPUTER	2014-03	PURCHASE	2017-08			1,152				1,152
EMACHINE DESKTOP PC	2004-10	PURCHASE	2017-08			450				450
DIGITAL MFP COPIER	2008-06	PURCHASE	2017-08			4,062			-339	3,723

TY 2017 Investments - Other Schedule

Name: FRANKLIN HOME FOR THE AGED ASSOC
AKA PEABODY HOME

EIN: 02-0202330

Investments Other Schedule 2

Category/ Item	Listed at Cost or FMV	Book Value	End of Year Fair Market Value
INVESTMENTS		1,534,762	1,647,301

**TY 2017 Land, Etc.
Schedule**

Name: FRANKLIN HOME FOR THE AGED ASSOC
AKA PEABODY HOME

EIN: 02-0202330

Category / Item	Cost / Other Basis	Accumulated Depreciation	Book Value	End of Year Fair Market Value
BUILDINGS AND EQUIPMENT	2,303,864	1,539,687	764,177	764,177
LAND	35,000		35,000	35,000

TY 2017 Legal Fees Schedule

Name: FRANKLIN HOME FOR THE AGED ASSOC
AKA PEABODY HOME

EIN: 02-0202330

Category	Amount	Net Investment Income	Adjusted Net Income	Disbursements for Charitable Purposes
LEGAL	225		225	

TY 2017 Other Assets Schedule

Name: FRANKLIN HOME FOR THE AGED ASSOC
AKA PEABODY HOME

EIN: 02-0202330

Other Assets Schedule

Description	Beginning of Year - Book Value	End of Year - Book Value	End of Year - Fair Market Value
CERTIFICATE OF DEPOSIT		6,467	6,467
INVESTMENT - PROCTOR POINT, LLC		194,598	194,598
CONSTRUCTION IN PROCESS		24,219	24,219

TY 2017 Other Expenses Schedule

Name: FRANKLIN HOME FOR THE AGED ASSOC
AKA PEABODY HOME

EIN: 02-0202330

Other Expenses Schedule

Description	Revenue and Expenses per Books	Net Investment Income	Adjusted Net Income	Disbursements for Charitable Purposes
EXPENSES				
OTHER NURSING	55,062		55,062	
OTHER DIETARY	97,898		97,898	
OTHER LAUNDRY AND LINEN	3,850		3,850	
OTHER HOUSEKEEPING	11,221		11,221	
OTHER ACTIVITIES	3,640		3,640	
PLANT AND OPERATIONS	52,547		52,547	
ADMIN AND GENERAL OFFICE	4,668		4,668	
ADMIN AND GENERAL TRAVEL	164		164	
ADMIN AND GENERAL OTHER	23,972		23,972	

Other Expenses Schedule

Description	Revenue and Expenses per Books	Net Investment Income	Adjusted Net Income	Disbursements for Charitable Purposes
ADMIN AND GENERAL BAD DEBT	11,713		11,713	
ADMIN AND GENERAL INSURANCE	62,632		62,632	
PORTFOLIO FEES	4,225		4,225	
DEPRECIATION ADJUSTMENT	-1,010		-1,010	
PROCTOR POINT LLC	7,336		7,336	
CHARITABLE PURPOSE			-190,066	190,066

TY 2017 Other Income Schedule

Name: FRANKLIN HOME FOR THE AGED ASSOC
AKA PEABODY HOME

EIN: 02-0202330

Other Income Schedule

Description	Revenue And Expenses Per Books	Net Investment Income	Adjusted Net Income
NURSING HOME SERVICES	1,808,675		1,808,675
APARTMENT INCOME	22,008		22,008
ASSISTED LIVING	281,924		281,924
GIFTS FROM BENEFACTORS	5,677		5,677
ADULT DAY CARE INCOME	15,590		15,590
MISCELLANEOUS INCOME	2,689		2,689

TY 2017 Taxes Schedule

Name: FRANKLIN HOME FOR THE AGED ASSOC
AKA PEABODY HOME

EIN: 02-0202330

Category	Amount	Net Investment Income	Adjusted Net Income	Disbursements for Charitable Purposes
LICENSES AND FEES	3,180		3,180	