

WhisperCeiling® DC™ Ventilation Fans and Fan/Lights



WhisperCeiling® DC™ VENTILATION FAN

Fan Only Models: FV-0511VQ1, FV-1115VQ1

Fan/Light Models: FV-0511VQL1, FV-1115VQL1



Powerful CFM output overcomes
0.375" static pressure to effectively
remove moist, polluted air*

(See PQ Curves)



- Precision spot ventilation fans ideal for use in the bathroom, laundry room, sun room, basement or garage
- Revolutionary ECM motor with SmartFlow™ technology for optimum CFM output
- Pick-A-Flow Airflow Selector (50-80-110 or 110-130-150 CFM models) combined with SmartFlow™ Technology simplifies the selection process and ensures optimum performance to meet code and reduce callbacks
- Single-hinged Flex-Z Fast™ bracket provides flexible, fast and easy installation, even from below the ceiling
- Lighted models incorporate one 10W dimmable LED chip panel with <1W LED night light for warm, long-life energy efficient illumination (night light must be wired separately)
- Elegant grille design compliments the aesthetics of any room
- Can be used to comply with ASHRAE 62.2, LEED, ENERGY STAR® IAP, EarthCraft, CA Title 24 and WA state code

ADDITIONAL BENEFITS

- Integrated 4" or 6" dual duct adapter enhances installation options
- UL listed for tub/shower enclosure when GFCI protected
- Built-in metal flange provides blocking for penetrations through drywall as an Air Barrier, and assists with the decrease in leakage in the Building Envelope during blower door testing
- Built-in damper reduces back drafting and helps with blower door testing
- UL listed for use with the Panasonic Ceiling Radiation Damper (model # PC-RD05C5)
- Warranty: 6 years ECM Motor, 5 years LED, 3 years all other parts

* Industry research indicates static pressure in typical installations ranges from 0.20" to 0.375".



Precision Spot Ventilation Fans and Fan/Lights



ECM Motor with SmartFlow™ Technology

WhisperCeiling® DC™ is designed to perform as rated. When the fan senses static pressure, its speed is automatically increased to ensure optimal CFM output. This feature provides peace of mind, as the installer doesn't have to worry about compromising the fan's performance, even with a complicated duct run.



Pick-A-Flow Airflow Technology

Built-in Pick-A-Flow Airflow selector provides the unique ability to select your required airflow (50-80-110 or 110-130-150 CFM models) with the simple flip of a switch.

Specifications		WhisperCeiling DC																							
		FV-0511VQ1 (Fan Only)						FV-1115VQ1 (Fan Only)						FV-0511VQL1 (Fan/Light)						FV-1115VQL1 (Fan/Light)					
Characteristics (HVI tested data for 0.1" S.P.)	Static Pressure in inches w.g.	0.1	0.25	0.1	0.25	0.1	0.25	0.1	0.25	0.1	0.25	0.1	0.25	0.1	0.25	0.1	0.25	0.1	0.25	0.1	0.25	0.1	0.25	0.1	0.25
	Air Volume (CFM)	110	111	80	83	50	53	150	152	130	131	110	110	110	110	80	83	50	50	150	144	130	131	110	110
	Noise (sones)	<0.3	0.9	<0.3	0.6	<0.3	0.4	<0.3	0.7	<0.3	0.5	<0.3	<0.3	0.4	0.9	<0.3	0.6	<0.3	0.4	0.5	0.8	<0.3	0.7	<0.3	0.5
	Power Consumption (watts)	10.6	16.4	5.9	10.8	4.0	7.2	11.8	20.2	9.0	15.7	6.8	12.1	10.9	16.1	6.0	11.0	3.9	7.1	13.0	19.3	10.3	17.0	7.7	12.8
	Energy Efficiency (CFM/watt)	10.6	6.9	13.6	7.7	12.5	7.4	12.9	7.6	14.7	8.5	16.4	9.2	10.3	7.0	13.7	7.7	14.1	7.8	11.7	7.5	12.8	7.8	14.5	8.7
	Speed (RPM)	957	1239	821	1172	756	1093	698	925	671	918	636	900	1016	1268	867	1185	768	1097	740	958	722	949	679	935
	Current (amps)	0.18	0.26	0.11	0.18	0.07	0.13	0.19	0.31	0.16	0.25	0.12	0.20	0.18	0.26	0.11	0.19	0.07	0.12	0.21	0.30	0.17	0.27	0.13	0.22
	MAX. Current (amps)	0.27		0.27		0.27		0.31		0.31		0.31		0.30		0.30		0.30		0.30		0.30		0.30	
	Power Rating [V/Hz]	120/60		120/60		120/60		120/60		120/60		120/60		120/60		120/60		120/60		120/60		120/60		120/60	
Specifications	Motor Type	ECM		ECM		ECM		ECM		ECM		ECM		ECM		ECM		ECM		ECM		ECM		ECM	
	Type of Motor Bearing	Ball		Ball		Ball		Ball		Ball		Ball		Ball		Ball		Ball		Ball		Ball		Ball	
	Thermal Fuse Protection	Yes		Yes		Yes		Yes		Yes		Yes		Yes		Yes		Yes		Yes		Yes		Yes	
	Blower Wheel Type	Sirocco		Sirocco		Sirocco		Sirocco		Sirocco		Sirocco		Sirocco		Sirocco		Sirocco		Sirocco		Sirocco		Sirocco	
	ENERGY STAR Qualified	Yes		Yes		Yes		Yes		Yes		Yes		Yes		Yes		Yes		Yes		Yes		Yes	
Installation	Duct Diameter (inches)	4" or 6"		4" or 6"		4" or 6"		6"		6"		6"		4" or 6"		4" or 6"		4" or 6"		6"		6"		6"	
	Mounting Opening (inches sq.)	10-1/2		10-1/2		10-1/2		10-1/2		10-1/2		10-1/2		10-1/2		10-1/2		10-1/2		10-1/2		10-1/2		10-1/2	
	Grille Size (inches)	13		13		13		13		13		13		13		13		13		13		13		13	
Light Specifications	Lamp Watts	N/A		N/A		N/A		N/A		N/A		N/A		10.0		10.0		10.0		10.0		10.0		10.0	
	Lumens (lm)	N/A		N/A		N/A		N/A		N/A		N/A		700		700		700		700		700		700	
	Lumens Per Watt (LPW)	N/A		N/A		N/A		N/A		N/A		N/A		70		70		70		70		70		70	
	Color Rendering Index	N/A		N/A		N/A		N/A		N/A		N/A		90		90		90		90		90		90	
	Color Temperature (Kelvin)	N/A		N/A		N/A		N/A		N/A		N/A		3,000		3,000		3,000		3,000		3,000		3,000	
	Rated Life (hours)	N/A		N/A		N/A		N/A		N/A		N/A		50,000		50,000		50,000		50,000		50,000		50,000	
	Lamp Model #	N/A		N/A		N/A		N/A		N/A		N/A		N/A		N/A		N/A		N/A		N/A		N/A	
	Type of Lamp Socket	N/A		N/A		N/A		N/A		N/A		N/A		LED Chip		LED Chip		LED Chip		LED Chip		LED Chip		LED Chip	
Night Light Specs	Night Light Watts	N/A		N/A		N/A		N/A		N/A		N/A		0.2		0.2		0.2		0.2		0.2		0.2	
Shipping	Gross Weight (lbs)	11.0		11.0		11.0		11.2		11.2		11.2		11.7		11.7		11.7		11.9		11.9		11.9	
Approved Code/ Standard/ Regulation	UL tub/Shower Enclosure	Yes		Yes		Yes		Yes		Yes		Yes		Yes		Yes		Yes		Yes		Yes		Yes	
	Washington VIAQ Code	Yes		Yes		Yes		Yes		Yes		Yes		Yes		Yes		Yes		Yes		Yes		Yes	
	Wall installation	No		No		No		No		No		No		No		No		No		No		No		No	
	California Title 24 Compliant	Yes		Yes		Yes		Yes		Yes		Yes		Yes		Yes		Yes		Yes		Yes		Yes	
	Mfg in ISO 9001 Certified Facility	Yes		Yes		Yes		Yes		Yes		Yes		Yes		Yes		Yes		Yes		Yes		Yes	

*Industry research indicates static pressure in typical installations ranges from 0.20" to 0.375".

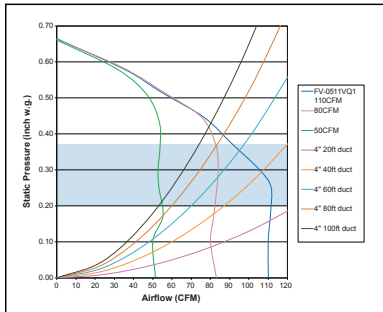
As tested by an EPA recognized lab



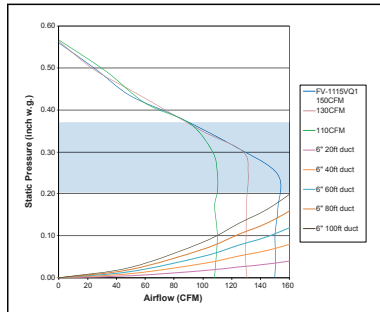
LED Lighting

WhisperCeiling® DC™ fan/light models feature a contemporary flush mount grille that incorporates one long life 10W Dimmable LED chip panel with <1W LED night light for warm, long-life energy efficient illumination. Panel specifications include: 3000 Kelvin Warm White/90CRI/700 lumens/70 LPW/ENERGY STAR 2.0 certified/JA-8 compliant for CA Title 24/ 50,000 hours rated average.

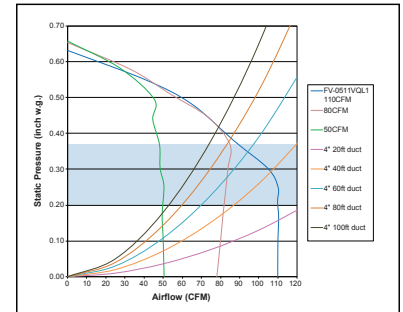
FV-0511VQ1



FV-1115VQ1

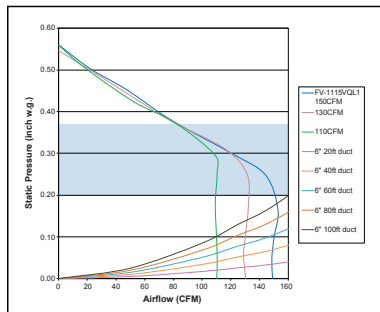


FV-0511VQL1

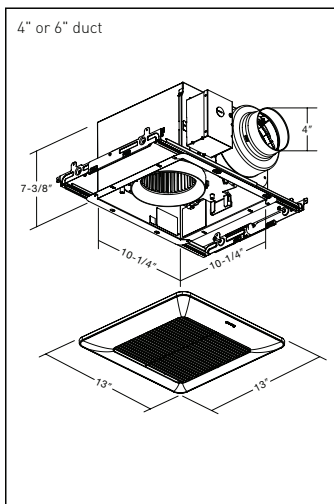


Industry research indicates static pressure in typical installations ranges from 0.20" to 0.375". Panasonic's powerful ECM motored fans produce airflow rates that force through real-world static pressure.

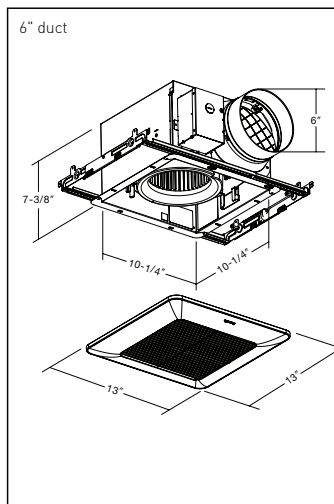
FV-1115VQL1



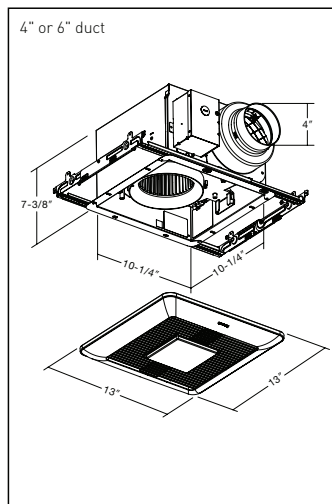
FV-0511VQ1



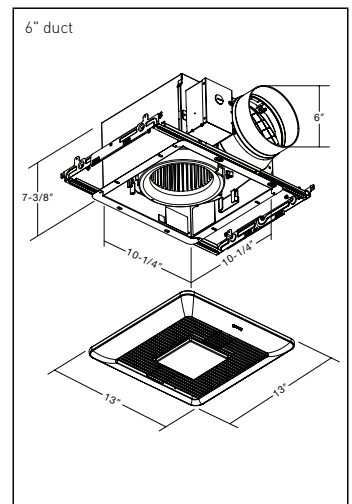
FV-1115VQ1



FV-0511VQL1



FV-1115VQL1





Panasonic Eco Solutions of North America
Eco Products Division
Two Riverfront Plaza
Newark, NJ 07102
us.panasonic.com/ventfans

For Order Information
PHONE: 866-292-7299
FAX: 888-553-0723
ventfans@us.panasonic.com