

VALLEY PLAZA

9206-9330 SW Beaverton Hillsdale Highway | Beaverton, OR

FOR LEASE



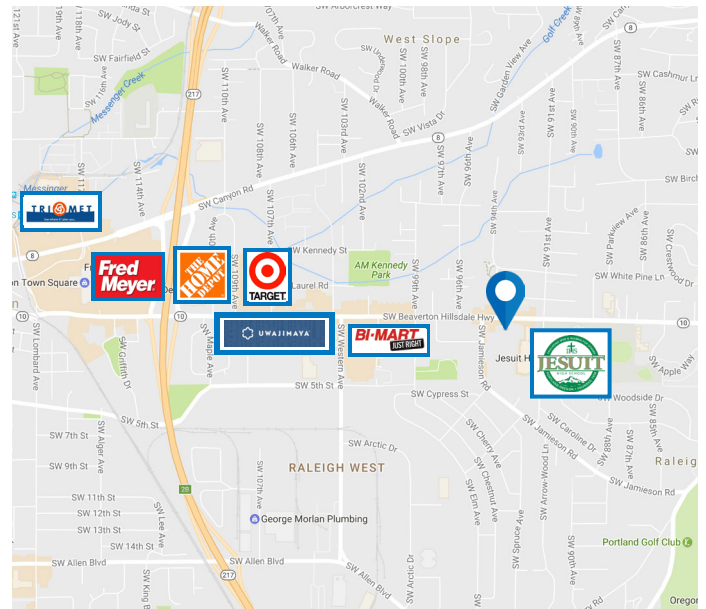
RETAIL SPACE AVAILABLE FOR LEASE

DETAILS

- Call for details / NNN
- Movie theater/event space: \pm 14,000 SF
- 3 large theater areas with lobby/concession stand
 1. Upper theater #1 has approximately 85 seats
 2. Upper theater #2 has approximately 116 seats
 3. Main theater sat approximately 400 seats

FEATURES

- Great tenant mix within the center including Pizza Schmizza, Starbucks Coffee, Super Play Arcade/Bowling, and Winterhawks Ice Skating Center
- Easy access to HWY 217 with strong neighboring demographics
- Along SW Beaverton Hillsdale Highway with 30,370 VPD
- Adjacent to Jesuit High School



03.10.2021

For more information or a property tour, please contact:

LUIS MARTIN DEL CAMPO

503.416.8422

LuisM@norris-stevens.com



Information contained herein has been obtained from others and considered to be reliable; however, a prospective purchaser or lessee is expected to verify all information to his/her own satisfaction.

Norris & Stevens

INVESTMENT REAL ESTATE SERVICES

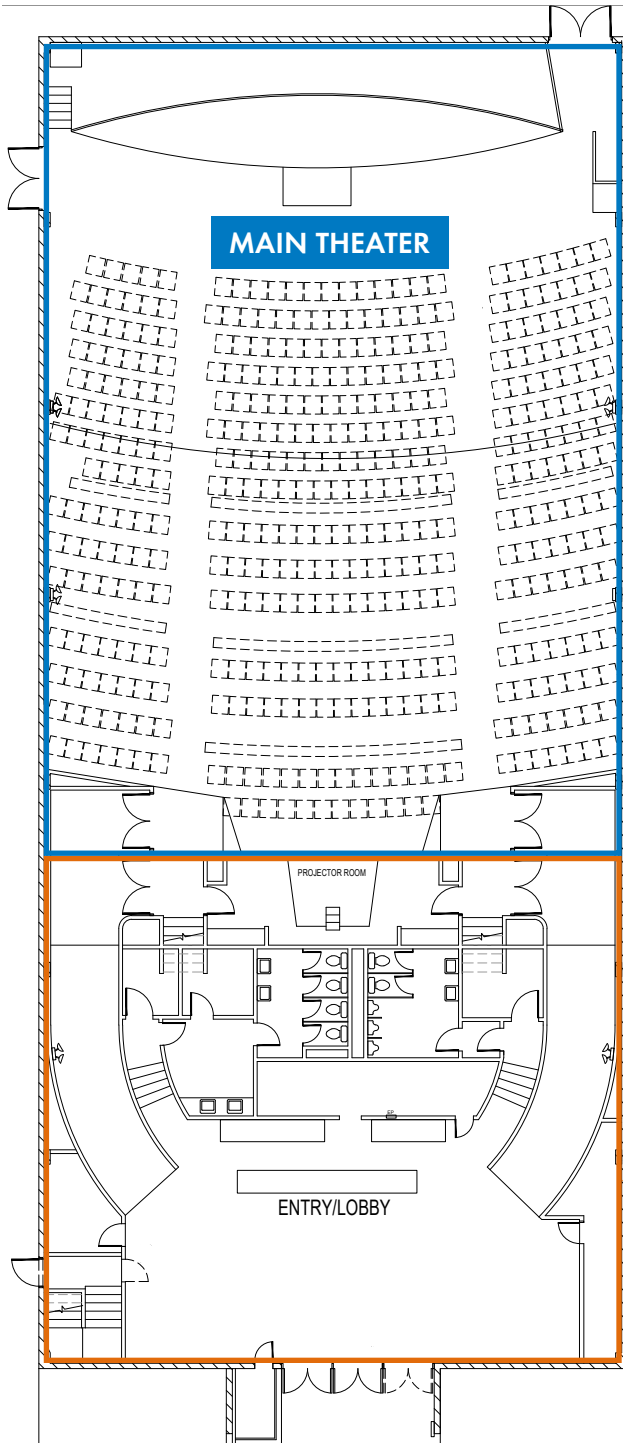
900 SW 5th Avenue • 17th Floor • Portland, OR 97204
503.223.3171 • norris-stevens.com

VALLEY PLAZA

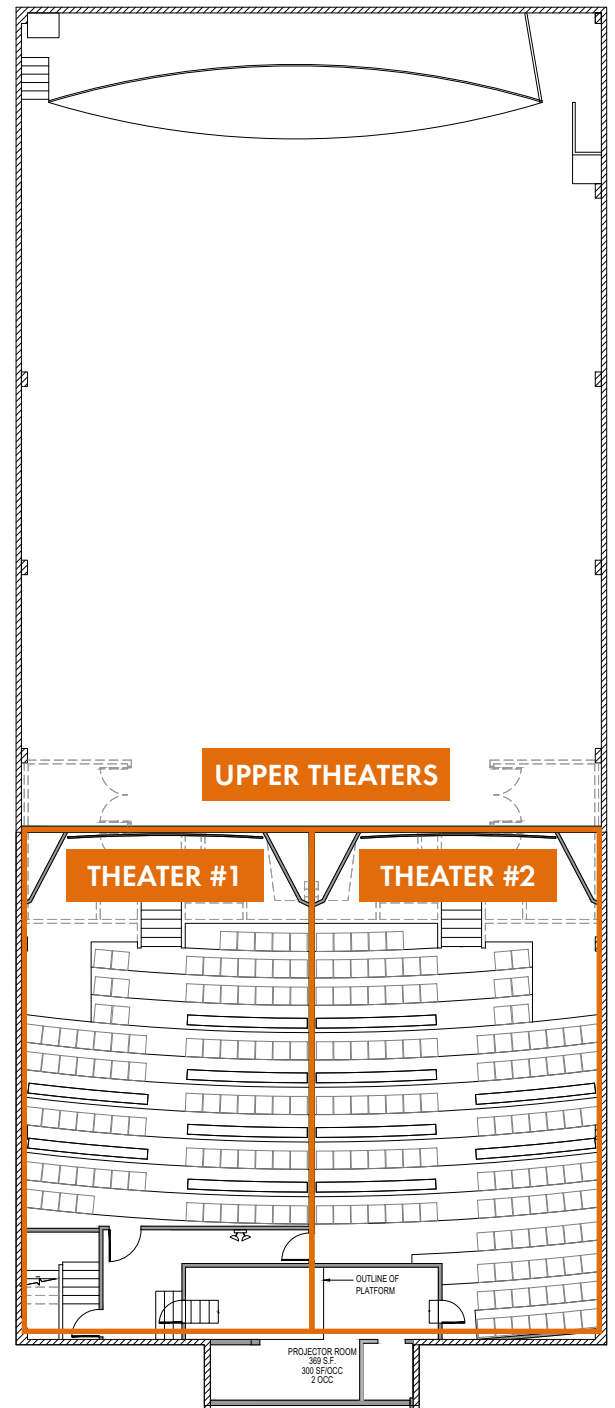
9206-9330 SW Beaverton Hillsdale Highway | Beaverton, OR

FOR LEASE

FLOOR PLANS



- Movie theater/
event space:
± 14,000 SF
- 3 large theater
areas with lobby/
concession stand
- Upper theater #1
approx. 85 seats
- Upper theater #2
approx. 116 seats
- Main theater sat
approx. 400 seats



For more information or a property tour, please contact:

LUIS MARTIN DEL CAMPO

503.416.8422

LuisM@norris-stevens.com



Information contained herein has been obtained from others and considered to be reliable; however, a prospective purchaser or lessee is expected to verify all information to his/her own satisfaction.

Norris & Stevens

INVESTMENT REAL ESTATE SERVICES

900 SW 5th Avenue • 17th Floor • Portland, OR 97204
503.223.3171 • norris-stevens.com

VALLEY PLAZA

9206-9330 SW Beaverton Hillsdale Highway | Beaverton, OR

FOR LEASE

PROPERTY PHOTOS



DEMOGRAPHICS	2 Mile	5 Mile	10 Mile
2020 Population	26,111	385,648	1,139,774
Avg. Household Income	\$102,988	\$112,468	\$108,191
Med. Household Income	\$72,513	\$86,400	\$83,702



For more information or a property tour, please contact:

LUIS MARTIN DEL CAMPO

503.416.8422

LuisM@norris-stevens.com

Norris & Stevens

INVESTMENT REAL ESTATE SERVICES



Information contained herein has been obtained from others and considered to be reliable; however, a prospective purchaser or lessee is expected to verify all information to his/her own satisfaction.

900 SW 5th Avenue • 17th Floor • Portland, OR 97204
503.223.3171 • norris-stevens.com