RETAIL FOR LEASE

RAPID FIRED PIZZA & DICKEY'S BBQ STRIP

6775 Dixie Highway, Fairfield, OH 45014

TC Bartoszek
tc@lee-associates.com
D 513.588.1840

John Thompson
johnt@lee-associates.com
D 513.588.1842

LEE & ASSOCIATES
COMMERCIAL REAL ESTATE SERVICES

All information furnished regarding property for sale, rental or financing is from sources deemed reliable, but no warranty or representation is made to the accuracy thereof and same is submitted to errors, omissions, change of price, rental or other conditions prior to sale, lease or financing or withdrawal without notice. No liability of any kind is to be imposed on the broker herein.

RETAIL FOR LEASE

RAPID FIRED PIZZA & DICKEY'S BBQ STRIP

6775 Dixie Highway, Fairfield, OH 45014

FOR LEASE: 1,364 SF

PRICING: $23.50 PSF NNN ($4.90)

- Brand new retail strip next to Starbucks
- Traffic light access
- Very dense market with heavy all-day traffic
- Seeking AM food, haircuts, cell phone and other service/retail users

TRAFFIC COUNTS:

- Dixie Highway – 30,440 VPD

LEE & ASSOCIATES
COMMERCIAL REAL ESTATE SERVICES

RETAIL FOR LEASE

RAPID FIRED PIZZA & DICKEY'S BBQ STRIP

6775 Dixie Highway, Fairfield, OH 45014

LEE & ASSOCIATES
COMMERCIAL REAL ESTATE SERVICES

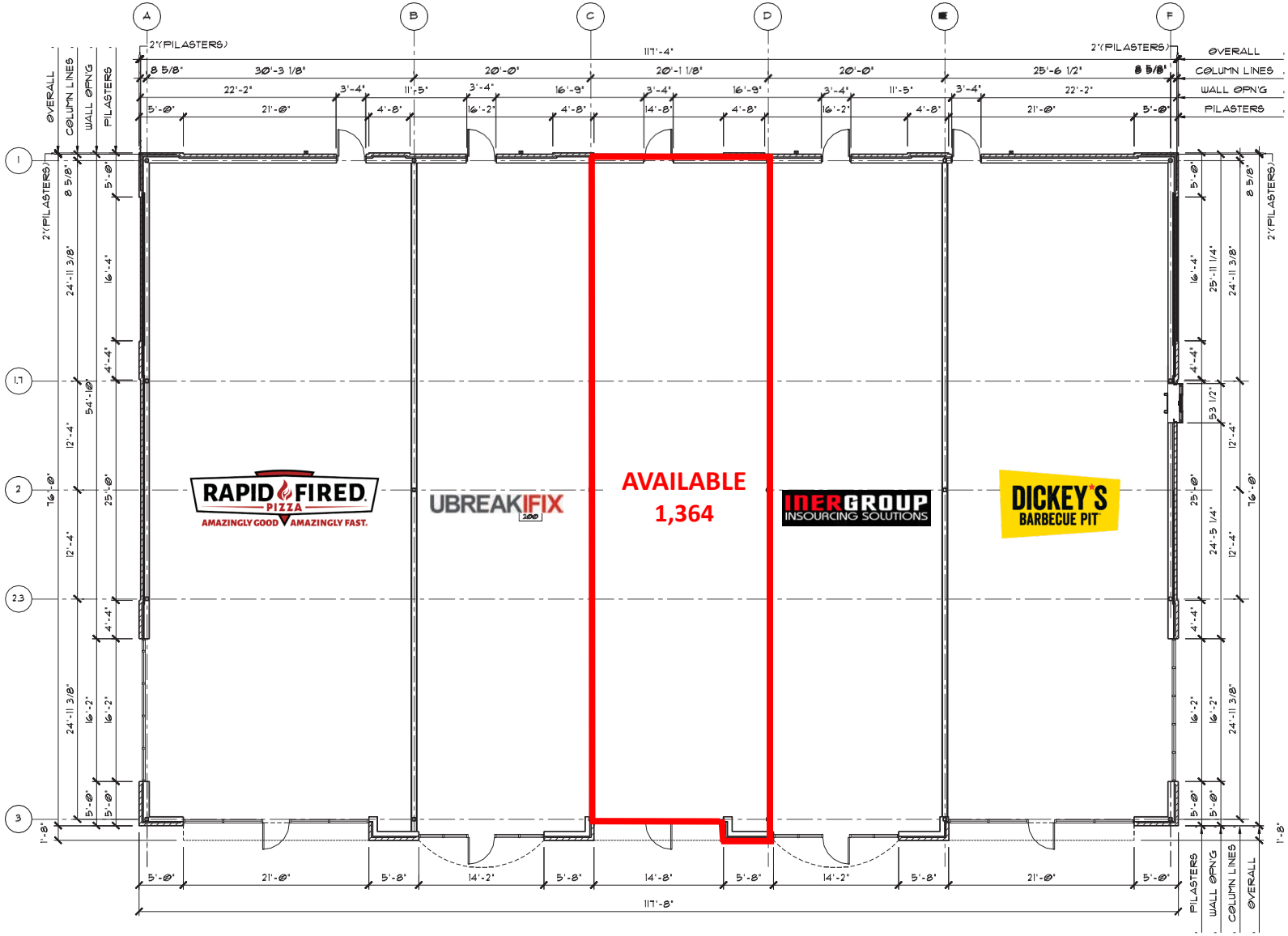

RETAIL FOR LEASE

RAPID FIRED PIZZA & DICKEY'S BBQ STRIP

6775 Dixie Highway, Fairfield, OH 45014

LEE & ASSOCIATES
COMMERCIAL REAL ESTATE SERVICES

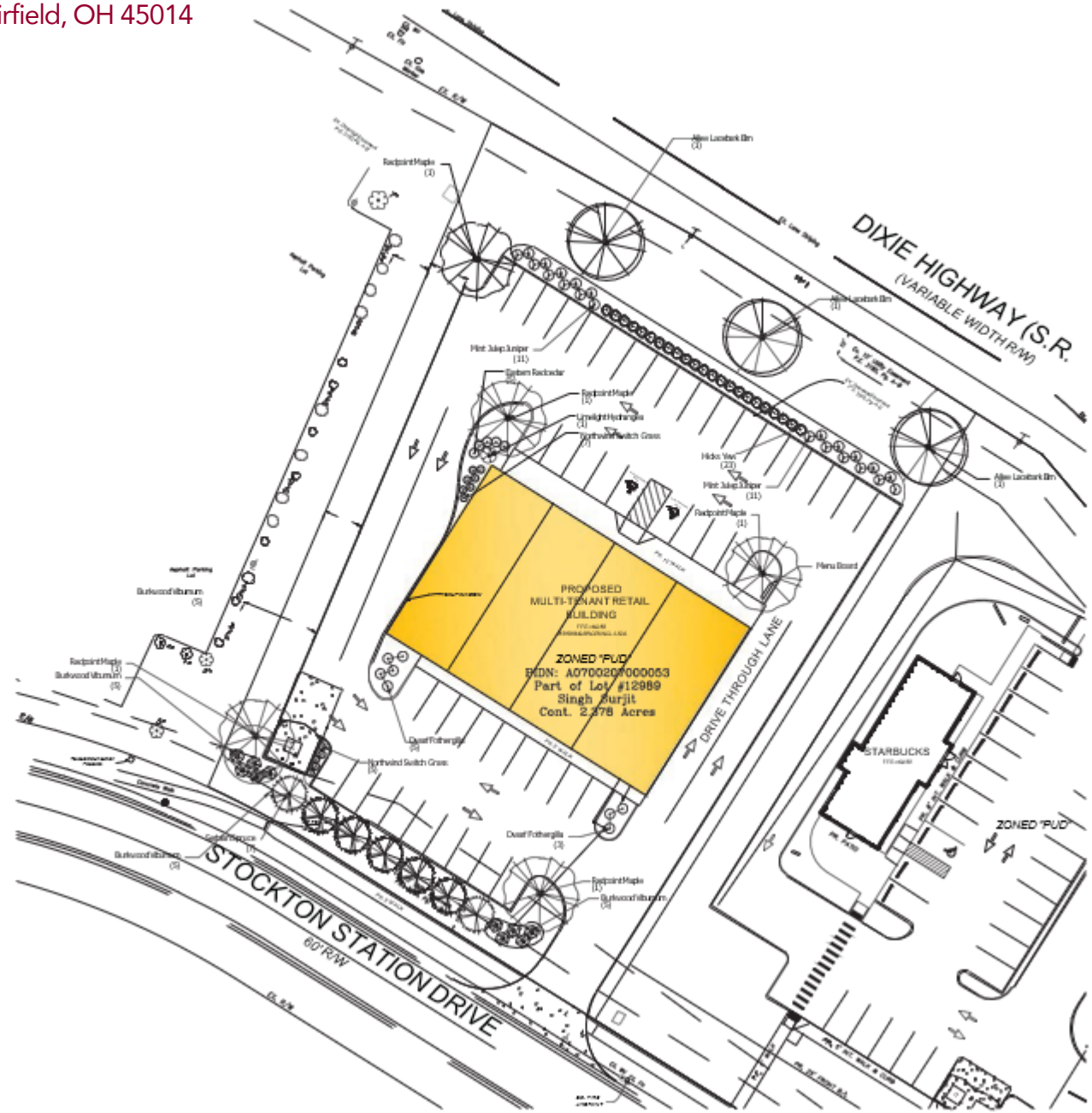

RETAIL FOR LEASE

RAPID FIRED PIZZA & DICKEY'S BBQ STRIP

6775 Dixie Highway, Fairfield, OH 45014

LEE & ASSOCIATES
COMMERCIAL REAL ESTATE SERVICES

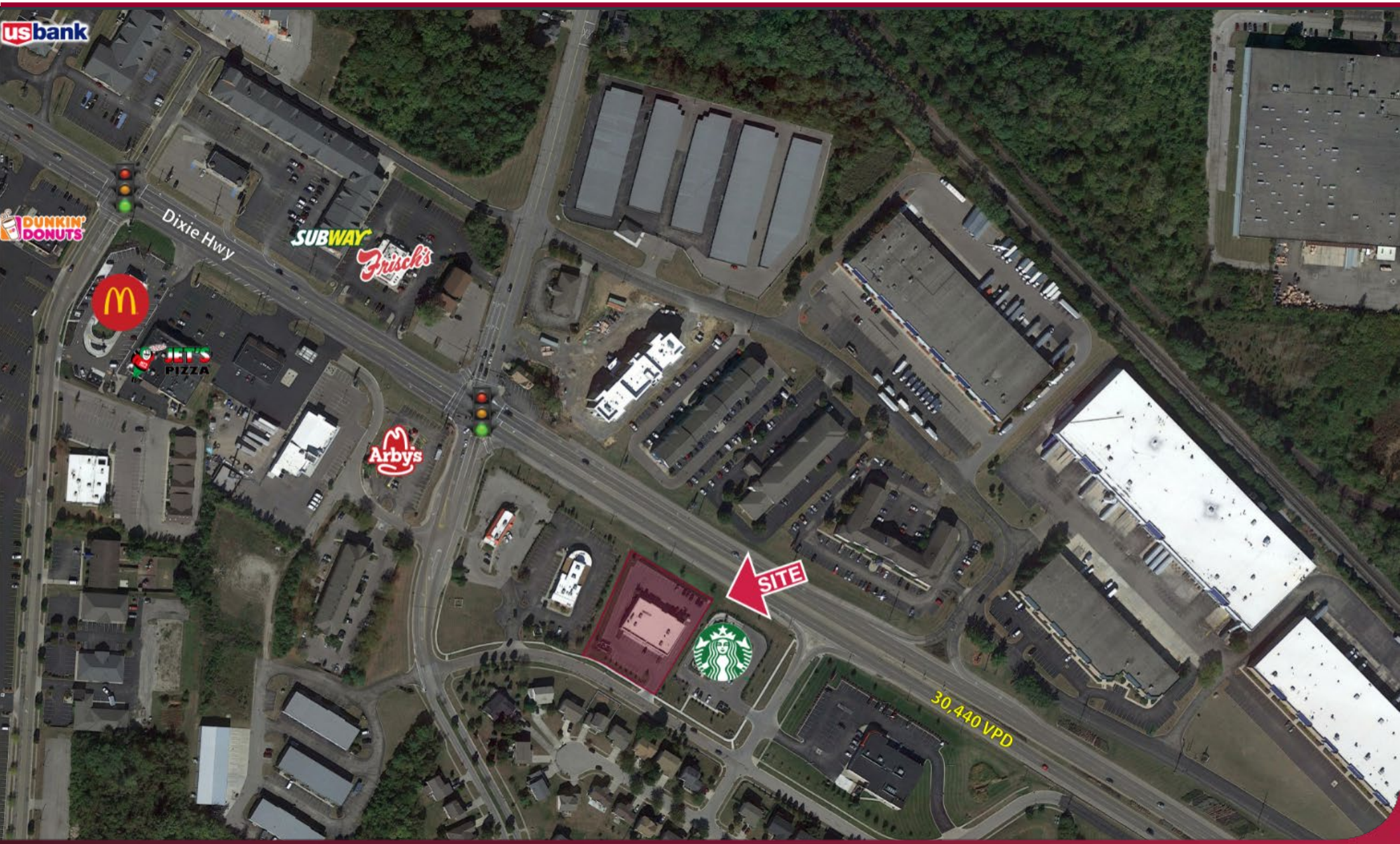

10123 Alliance Road, Suite 300 | Cincinnati, OH 45242 | 513.272.6800

lee-cincinnati.com

RETAIL FOR LEASE

RAPID FIRED PIZZA & DICKEY'S BBQ STRIP

6775 Dixie Highway, Fairfield, OH 45014

LEE & ASSOCIATES
COMMERCIAL REAL ESTATE SERVICES

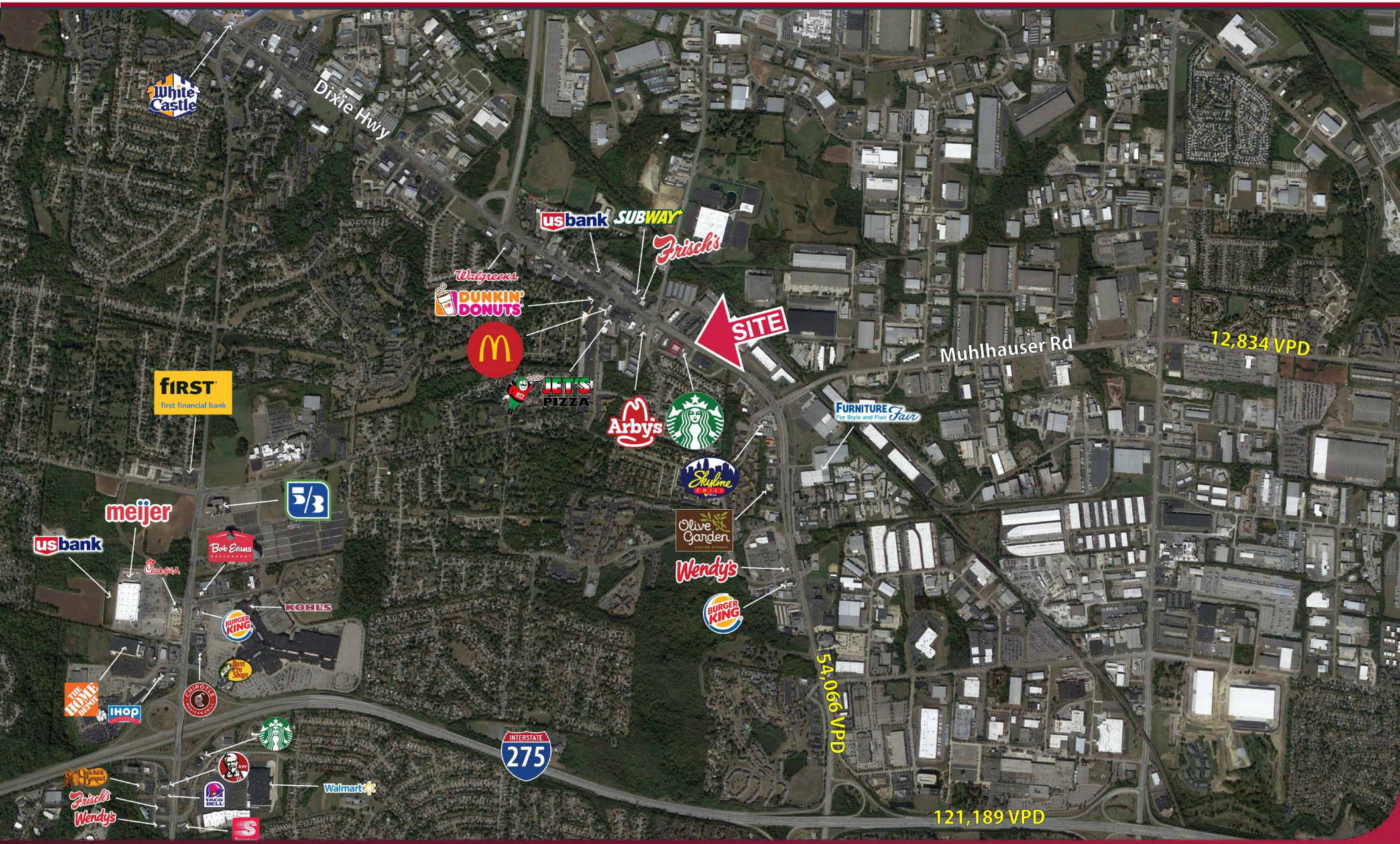

RETAIL FOR LEASE

RAPID FIRED PIZZA & DICKEY'S BBQ STRIP

6775 Dixie Highway, Fairfield, OH 45014

LEE & ASSOCIATES
COMMERCIAL REAL ESTATE SERVICES

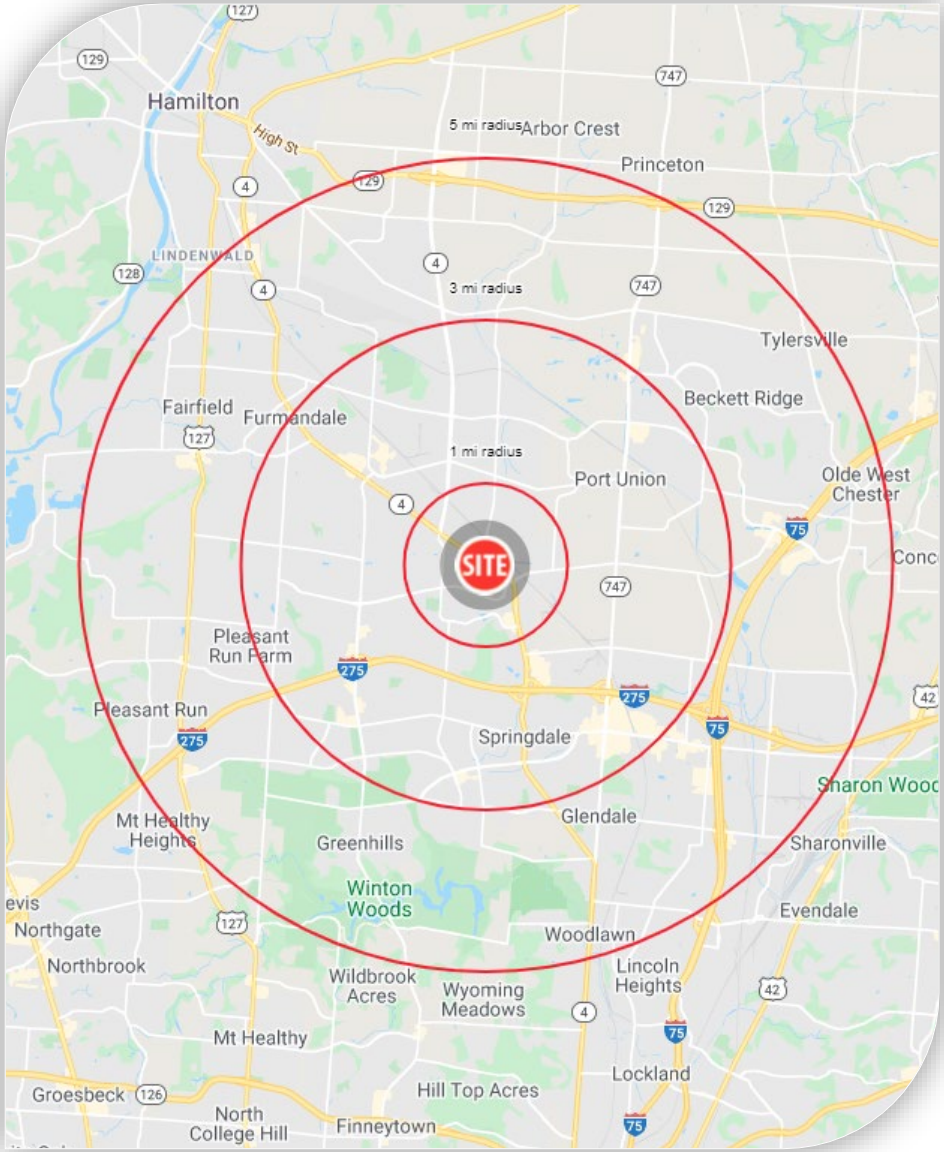

		1 mi radius	3 mi radius	5 mi radius
POPULATION	2020 Estimated Population	5,961	53,969	150,046
	2025 Projected Population	6,060	54,004	150,291
	2010 Census Population	5,783	53,491	146,742
	2000 Census Population	5,041	49,382	137,525
	Projected Annual Growth 2020 to 2025	0.3%	-	-
	Historical Annual Growth 2000 to 2020	0.9%	0.5%	0.5%
HOUSEHOLDS	2020 Estimated Households	2,844	22,478	59,839
	2025 Projected Households	2,916	22,591	60,152
	2010 Census Households	2,676	21,795	57,167
	2000 Census Households	2,506	20,410	53,038
	Projected Annual Growth 2020 to 2025	0.5%	0.1%	0.1%
	Historical Annual Growth 2000 to 2020	0.7%	0.5%	0.6%
AGE	2020 Est. Population Under 10 Years	11.6%	13.5%	13.0%
	2020 Est. Population 10 to 19 Years	10.3%	12.6%	13.5%
	2020 Est. Population 20 to 29 Years	20.0%	15.6%	13.0%
	2020 Est. Population 30 to 44 Years	20.6%	20.2%	19.5%
	2020 Est. Population 45 to 59 Years	16.3%	16.4%	18.7%
	2020 Est. Population 60 to 74 Years	15.1%	15.4%	16.2%
	2020 Est. Population 75 Years or Over	6.1%	6.2%	6.1%
	2020 Est. Median Age	34.9	35.7	37.6
MARITAL STATUS & GENDER	2020 Est. Male Population	48.0%	47.8%	48.1%
	2020 Est. Female Population	52.0%	52.2%	51.9%
	2020 Est. Never Married	35.0%	33.6%	30.0%
	2020 Est. Now Married	39.6%	41.0%	47.1%
	2020 Est. Separated or Divorced	18.2%	18.7%	16.5%
	2020 Est. Widowed	7.2%	6.7%	6.4%
INCOME	2020 Est. HH Income $200,000 or More	1.8%	3.8%	7.8%
	2020 Est. HH Income $150,000 to $199,999	1.8%	3.9%	6.5%
	2020 Est. HH Income $100,000 to $149,999	17.1%	16.1%	16.7%
	2020 Est. HH Income $75,000 to $99,999	13.2%	15.6%	15.2%
	2020 Est. HH Income $50,000 to $74,999	27.1%	23.7%	20.8%
	2020 Est. HH Income $35,000 to $49,999	13.8%	12.8%	11.7%
	2020 Est. HH Income $25,000 to $34,999	7.1%	9.4%	8.1%
	2020 Est. HH Income $15,000 to $24,999	8.5%	8.1%	6.8%
	2020 Est. HH Income Under $15,000	9.6%	6.6%	6.5%
	2020 Est. Average Household Income	$68,597	$78,106	$93,896
	2020 Est. Median Household Income	$62,219	$65,410	$76,736
	2020 Est. Per Capita Income	$32,910	$32,621	$37,515
	2020 Est. Total Businesses	415	3,434	7,254
	2020 Est. Total Employees	8,524	58,162	121,175