

# RESIDENTIAL DEVELOPMENT OPPORTUNITY

M P Planche Rd., Covington, LA 70435



<b>SALE PRICE:</b>	\$100,000
<b>LOT SIZE:</b>	4.92 Acres
<b>PRICE / SF:</b>	\$0.47
<b>ZONING:</b>	A-2 - Suburban District
<b>MARKET:</b>	New Orleans
<b>SUBMARKET:</b>	Northshore New Orleans - Covington
<b>BROCHURE DATE:</b>	4/5/19

## PROPERTY OVERVIEW

Located near newer subdivisions this triangle parcel has 357 feet on MP Planche Road. It is located just before River Park Estates on the right of MP Planche Road. Zoned A-2.

## PROPERTY HIGHLIGHTS

- 4.92 Acres, Zoned A-2
- 357 Feet of Frontage on M P Planche Rd.
- Great Residential Development Opportunity
- Additional Non-Adjacent Land For Sale - 20 to 140 Acres

**KW COMMERCIAL**  
1522 W. Causeway Approach  
Mandeville, LA 70471

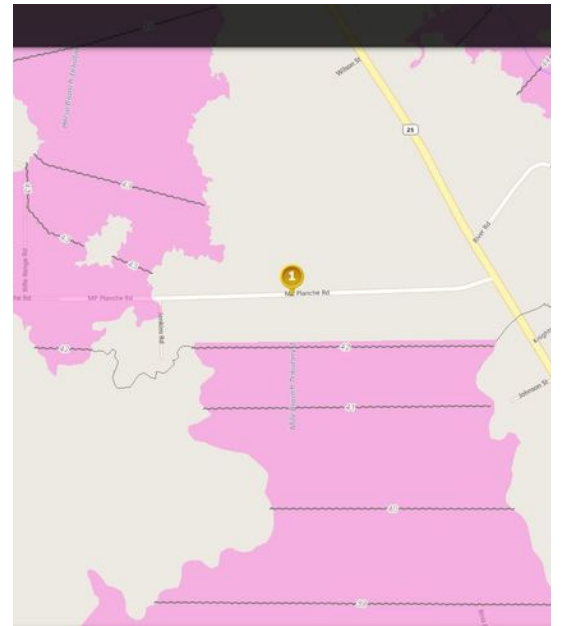
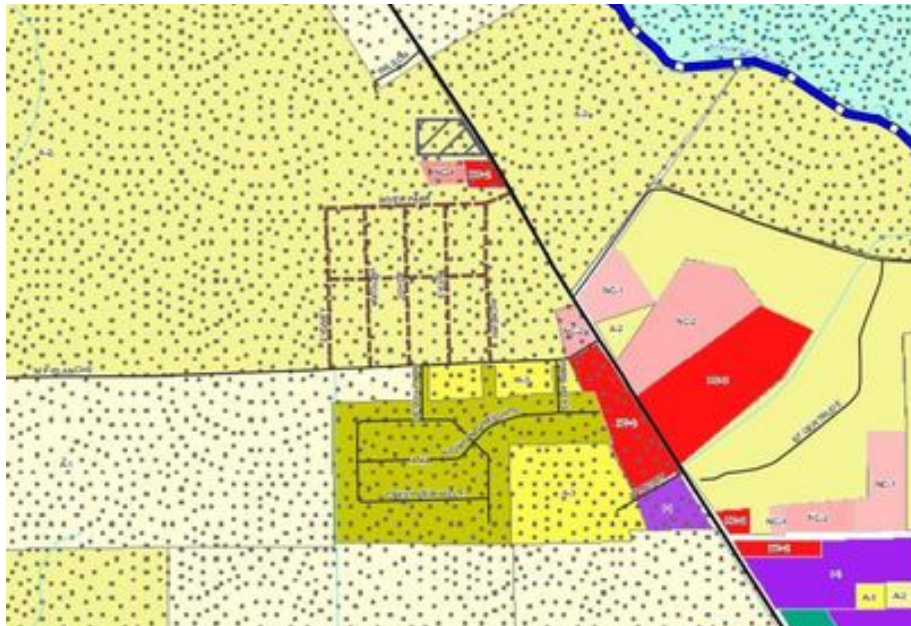
**LIZBY EUSTIS**  
CCIM  
O: 985.727.7000  
C: 985.966.2712  
leustis@att.net  
LA #Licensed In LA

**CORDELL EUSTIS GROUP**  
Brent Cordell  
O: 985.727.7000  
C: 985.373.6417  
bcordell@kw.com

We obtained the information above from sources we believe to be reliable. However, we have not verified its accuracy and make no guarantee, warranty or representation about it. It is submitted subject to the possibility of errors, omissions, change of price, rental or other conditions, prior sale, lease or financing, or withdrawal without notice. We include projections, opinions, assumptions or estimates for example only, and they may not represent current or future performance of the property. You and your tax and legal advisors should conduct your own investigation of the property and transaction.

# RESIDENTIAL DEVELOPMENT OPPORTUNITY

M P Planche Rd., Covington, LA 70435



**KW COMMERCIAL**  
1522 W. Causeway Approach  
Mandeville, LA 70471

**LIZBY EUSTIS**  
CCIM  
O: 985.727.7000  
C: 985.966.2712  
leustis@att.net  
LA #Licensed In LA

**CORDELL EUSTIS GROUP**  
Brent Cordell  
O: 985.727.7000  
C: 985.373.6417  
bcordell@kw.com

We obtained the information above from sources we believe to be reliable. However, we have not verified its accuracy and make no guarantee, warranty or representation about it. It is submitted subject to the possibility of errors, omissions, change of price, rental or other conditions, prior sale, lease or financing, or withdrawal without notice. We include projections, opinions, assumptions or estimates for example only, and they may not represent current or future performance of the property. You and your tax and legal advisors should conduct your own investigation of the property and transaction.



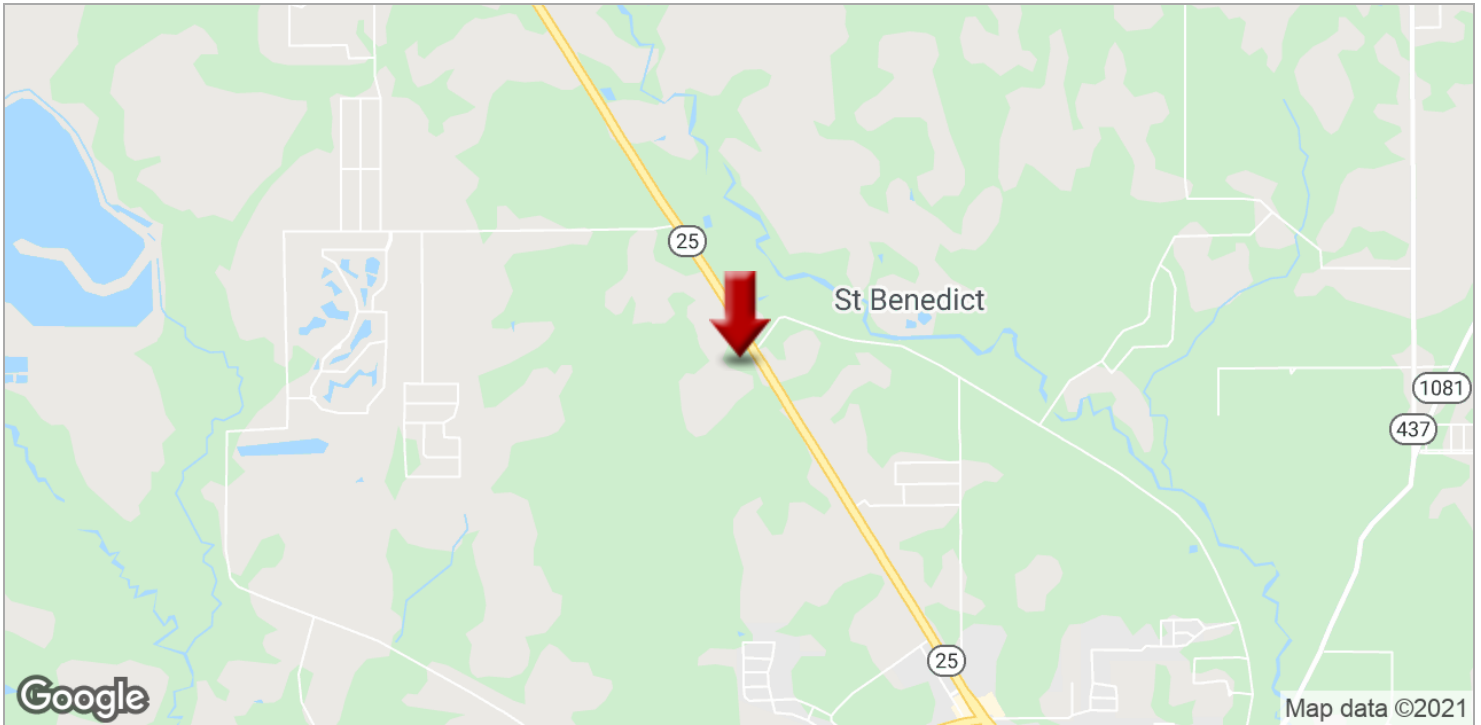
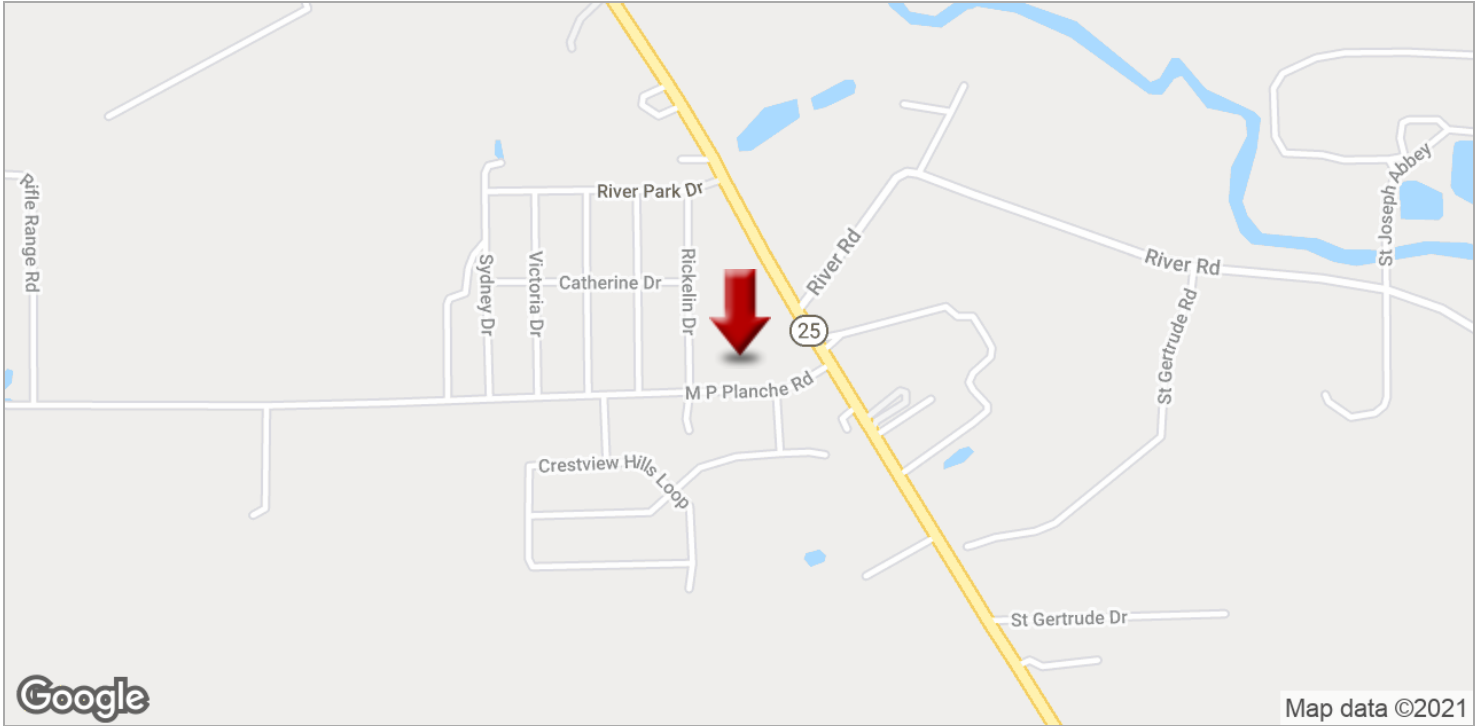
DISCLAIMER: Every reasonable effort has been made to assure the accuracy of the parcel and base map data presented. The St. Tammany Parish Assessor makes no warranties, express or implied, regarding the completeness, reliability or suitability of the data and assumes no liability associated with the use or misuse of said data. The parcel data on the base map is used to locate, identify and inventory parcels of land in St. Tammany Parish for assessment purposes only and is not to be used or interpreted as a legal survey or legal document. Additional data layers not originating in the Assessor's Office are also presented for informational purposes only. Before proceeding in any legal matter, all data should be verified by contacting the appropriate county or municipal office.



March 12, 2019

# RESIDENTIAL DEVELOPMENT OPPORTUNITY

M P Planche Rd., Covington, LA 70435



**KW COMMERCIAL**  
1522 W. Causeway Approach  
Mandeville, LA 70471

**LIZBY EUSTIS**  
CCIM  
O: 985.727.7000  
C: 985.966.2712  
leustis@att.net  
LA #Licensed In LA

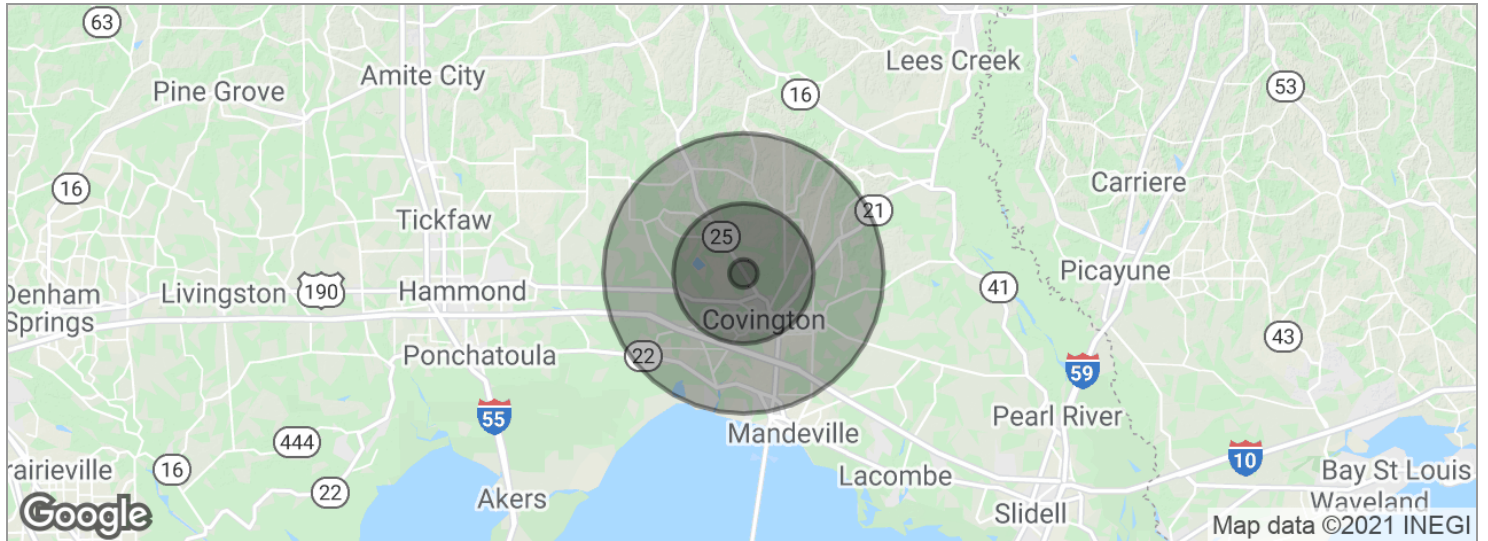
**CORDELL EUSTIS GROUP**  
Brent Cordell  
O: 985.727.7000  
C: 985.373.6417  
bcordell@kw.com

We obtained the information above from sources we believe to be reliable. However, we have not verified its accuracy and make no guarantee, warranty or representation about it. It is submitted subject to the possibility of errors, omissions, change of price, rental or other conditions, prior sale, lease or financing, or withdrawal without notice. We include projections, opinions, assumptions or estimates for example only, and they may not represent current or future performance of the property. You and your tax and legal advisors should conduct your own investigation of the property and transaction.

Each Office Independently Owned and Operated [kwcommercial.com](http://kwcommercial.com)

# RESIDENTIAL DEVELOPMENT OPPORTUNITY

M P Planche Rd., Covington, LA 70435



<b>POPULATION</b>	<b>1 MILE</b>	<b>5 MILES</b>	<b>10 MILES</b>
Total population	421	21,634	87,236
Median age	35.9	38.7	39.1
Median age (male)	35.4	37.1	37.6
Median age (Female)	36.0	41.3	40.7

<b>HOUSEHOLDS &amp; INCOME</b>	<b>1 MILE</b>	<b>5 MILES</b>	<b>10 MILES</b>
Total households	151	7,834	32,676
# of persons per HH	2.8	2.8	2.7
Average HH income	\$67,501	\$79,023	\$84,009
Average house value		\$312,633	\$306,489

\* Demographic data derived from 2010 US Census

**KW COMMERCIAL**  
1522 W. Causeway Approach  
Mandeville, LA 70471

**LIZBY EUSTIS**  
CCIM  
O: 985.727.7000  
C: 985.966.2712  
leustis@att.net  
LA #Licensed In LA

**CORDELL EUSTIS GROUP**  
Brent Cordell  
O: 985.727.7000  
C: 985.373.6417  
bcordell@kw.com

We obtained the information above from sources we believe to be reliable. However, we have not verified its accuracy and make no guarantee, warranty or representation about it. It is submitted subject to the possibility of errors, omissions, change of price, rental or other conditions, prior sale, lease or financing, or withdrawal without notice. We include projections, opinions, assumptions or estimates for example only, and they may not represent current or future performance of the property. You and your tax and legal advisors should conduct your own investigation of the property and transaction.

Each Office Independently Owned and Operated [kwcommercial.com](http://kwcommercial.com)